

The background features a dark blue gradient with a starry space pattern. On the left side, there are several technical diagrams, including a large circular scale with numerical markings from 140 to 260 and various circular arrows and lines, suggesting a technical or engineering theme.

# BUILDING WEBSITES USING REACT.JS AND WORDPRESS API

MITKO KOCHKOVSKI

@M1TK00


MITKO@WEBPIGMENT.COM

# WHO AM I?

- WordPress Developer since 2010
- Founder of Webpigment
- Plugin Author
- WordCamp Traveler

# WHAT ARE WE GOING TO TALK ABOUT TODAY

- What is React
- What does it mean for a website to run on React
- How to implement react with WordPress API
  
- Or you can go and listen to Aleksandar Pasku and his talk about Storytelling: The art of communication (lang: SR) at AMPHITHEATER 2





# REACT.JS

- Javascript library for building interfaces.

# WHAT DOES IT MEAN FOR A WORDPRESS WEBSITE TO RUN ON REACT?

- Bespoke! Bespoke! Bespoke everywhere!

# THE BEGINNING

- Few tutorials about React.js and Redux
- WordPress API



# THE APPROACH

- React.js and index.html in separate domain for retrieving data.
- WordPress API + ACF Pro Flexible field for building the pages content.

```
▼ [
  ▼ {
    "id": 154,
    ▶ "title": { ... }, // 1 item
    ▶ "content": { ... }, // 2 items
    "template": "",
    ▶ "head_meta": { ... }, // 3 items
    ▼ "page_builder": [
      ▶ { ... }, // 5 items
      ▶ { ... } // 3 items
    ],
  }
]
```

```
▼ {
  "id": 131503,
  "date": "2018-1",
  "date_gmt": "20",
  ▶ "guid": { ... },
  "modified": "20",
  "modified_gmt":
  "slug": "tragedo",
  "status": "publ",
  "type": "post",
  "link": "https:",
  ▶ "title": { ... },
  ▶ "content": { ... },
  ▶ "excerpt": { ... },
  "author": 13,
  "featured_media",
  "comment_status",
  "ping_status":
  "sticky": false,
  "template": "",
  "format": "stan",
  "meta": [],
  ▶ "categories": [
  ▶ "tags": [ ... ],
  ▶ "_links": { ... }
}
```


# THE CONFIGURATION


- Domain for assets
- Domain for API requests
- Domain for the index.html ( www )
- .htaccess masking of the domains

# THE IMPLEMENTATION

- Created all flexible content blocks
- Connector class between React.js class and WP REST API response to process the layout
- Build the elements

**Content builder**

1 Project header 

2 Content area 

3 Image section   

4 Content area 

5 Image section 

6 Content area 

Add Row

# THE OPTIMIZATION

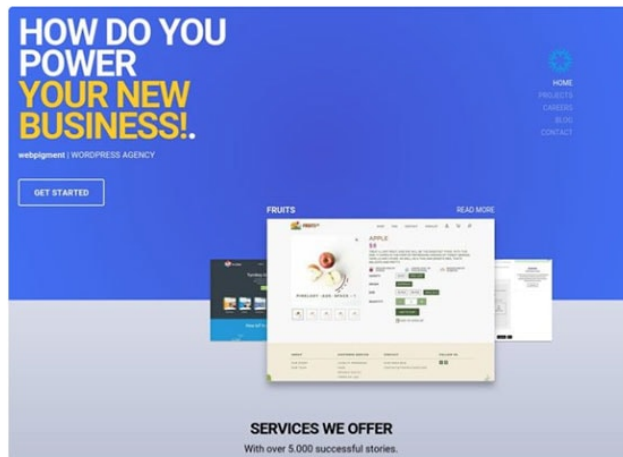
- `<picture>`
- Cutting `.class` and `#id` names
- CDN
- Optimized images for different devices
- Removed all unnecessary data from the JSON response

# THE CHALLENGE

- The loading animation
- Forms and validation (nonce) through the CDN
- SEO – web crawlers

# THE FRUITS OF OUR LABOR

## Summary



Performance grade <sup>?</sup>

**A** 95

Load time

**310 ms**

Faster than

**99 %**

of tested sites

Page size

**1.2 MB**

Requests

**25**

Tested from

 **Stockholm**

on Sep 4 at 19:02

pingdom

Performance insights





# THANK YOU

- Mitko Kochkovski
  - @m1tk00
- [mitko@webpigment.com](mailto:mitko@webpigment.com)