

Step by step guide to setup RSS Feeds

Step 1.

Use the below link to be directed to the RSS Feeds for U.S. Army Corps of Engineers, St. Paul District.

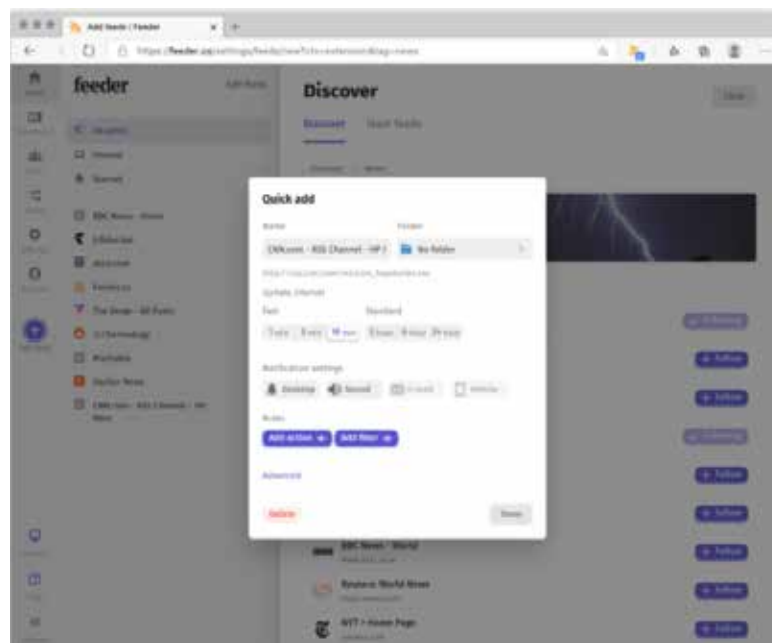
<https://www.mvp.usace.army.mil/Contact/RSS/>

Step 2. Choose your preferred RSS Feed Reader

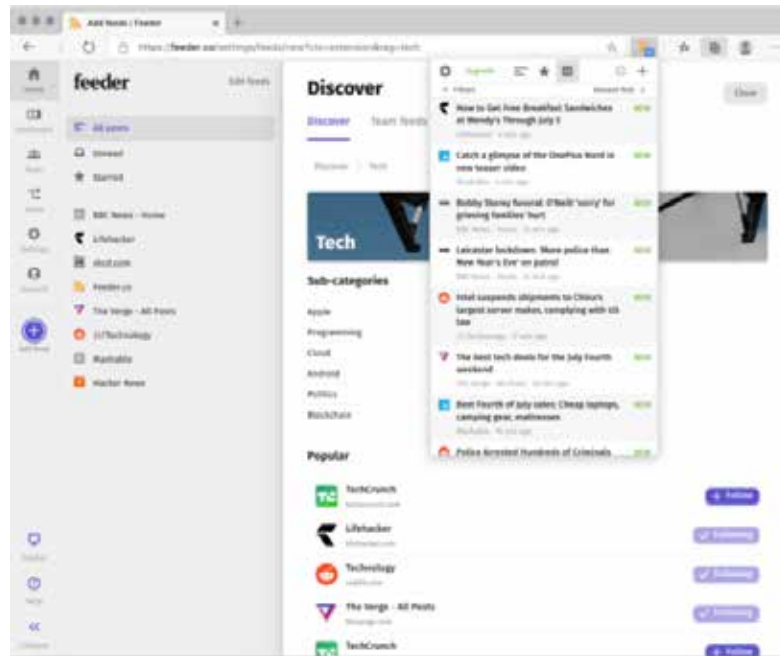
Use Edge Browser

How to follow feeds in Microsoft Edge

1. Visit the Microsoft Edge Add-on store:
<https://microsoftedge.microsoft.com/addons/Microsoft-Edge-Extensions-Home>
2. Search for “RSS feed reader”
3. Click “Get” Next to “Feeder -RSS Feed Reader”, then Confirm by clicking “Add Extension”
4. Setup your feeds: Search for feeds on-by-one, browse the library of sites or import feeds with OPML.

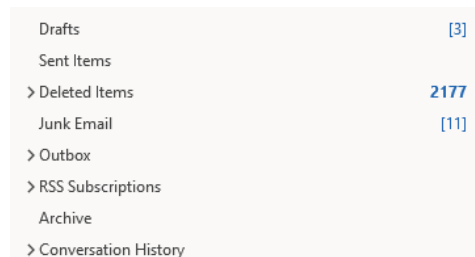


5. Now your feeds are always available for quick glance in the toolbar:

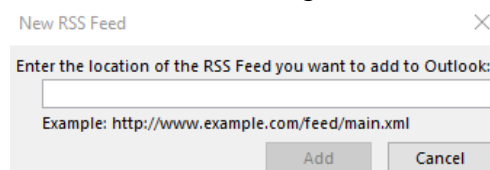



Use Outlook

1. In Outlook, right-click the **RSS Feeds** folder and choose **Add a New RSS Feed**.



2. In the New RSS Feed dialog box, enter the URL of the RSS Feed.




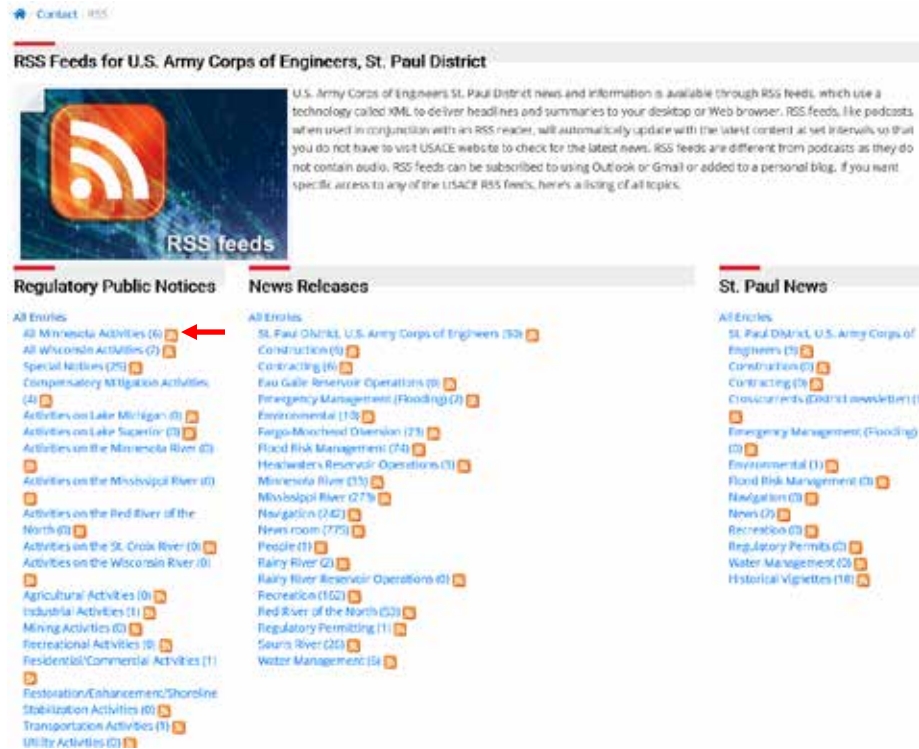
Tip: if you need help finding the RSS feed URL on a website, look for an RSS icon.  Right-click that icon, and then copy the shortcut to the Clipboard. Press Ctrl+V to paste the information from the Clipboard into the RSS Feed location box.

3. Choose Add > OK.

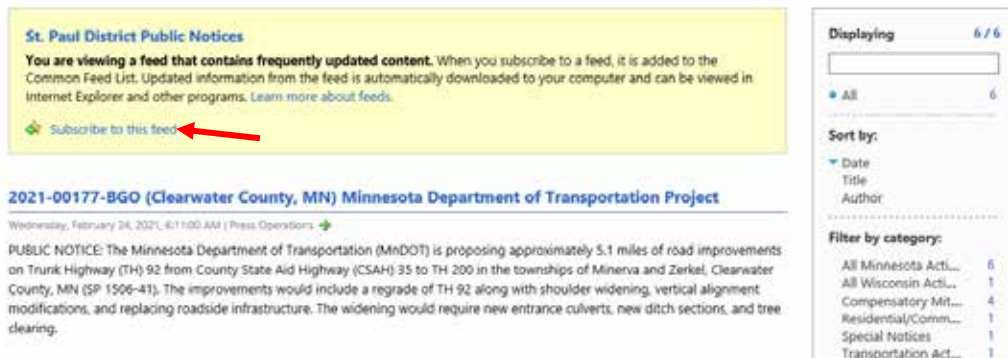
[Microsoft How to Subscribe to RSS feed in Outlook](#)

Use Internet Explorer

1. Open Internet Explorer and open any USACE website. Look for the small RSS icon  and click on that icon as shown in this image:



2. Once it opens in Internet Explorer , it will have an option at the top to subscribe to this RSS feed as show here:



Use Chrome

1. Download the [Chrome RSS Feed Extension](#).