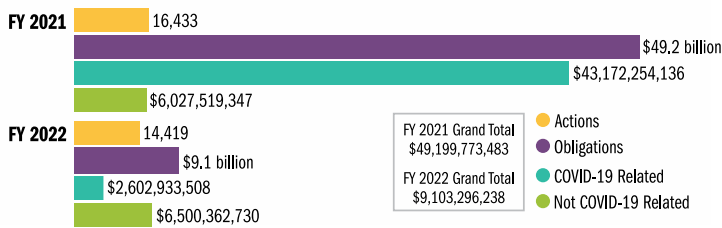


# Office of Financial Resources (OFR): FY 2022 Assistance Snapshot at CDC

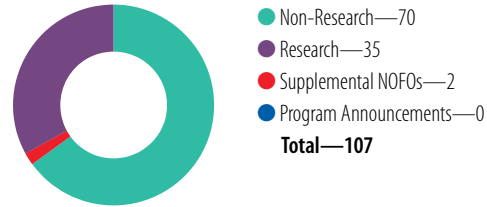
CDC fulfilled 23,647 acquisition and assistance actions in FY 2022, obligating more than \$19.4 billion in federal funds. This allowed public health funds to quickly and effectively reach intended populations to maximize public health outcomes.

In FY 2022, OFR supported 5,924 grant awards to 2,571 recipients through its Office of Grants Services (OGS). These 5,924 awards generated 14,419 actions. OGS processed funding of nearly \$9.1 billion for public health programs and research in the United States and around the world. OGS also published 107 new Notices of Funding Opportunities (NOFOs).

## FY 2021–2022 Comparison of Grant Actions and Obligations



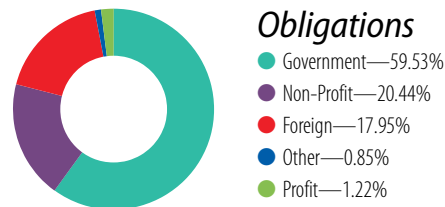
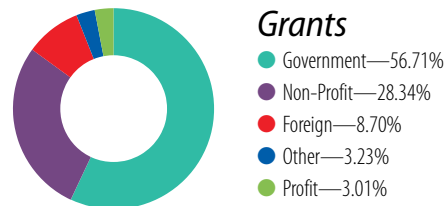
## FY 2022 CDC New Grant Notices of Funding Opportunities (NOFOs)



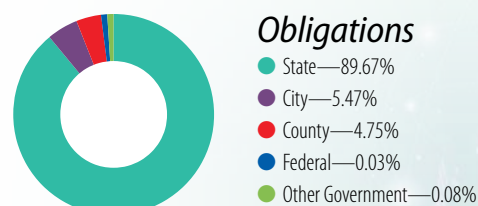
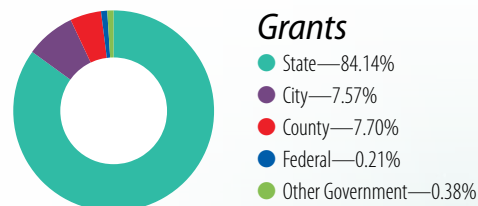
## FY 2022 CDC Grants by Centers, Institute, and Offices (CIOs)

CIO	NOFOs	Grants	Actions	Obligations
ATSDR	10	37	110	\$32,066,872
CGH	570	755	2,921	\$2,438,272,266
CPR	7	232	398	\$649,585,638
CSELS	6	13	25	\$105,529,374
CSTLTS	16	519	887	\$551,209,217
NCBDDD	45	199	389	\$79,347,799
NCCDPHP	119	1,162	2,164	\$911,854,312
NCEH	27	185	455	\$83,224,335
NCEZID	67	231	1,115	\$1,814,853,271
NCHHSTP	75	789	2,097	\$1,110,391,636
NCHS	3	3	3	\$720,000
NCIPC	76	1,197	2,559	\$516,117,147
NCIRD	62	290	739	\$673,013,319
NIOSH	48	294	529	\$126,678,052
OD	7	12	18	\$7,633,000
OMHHE	1	5	9	\$0
OS	1	1	1	\$2,800,000
<b>Grand Total</b>	<b>1,140</b>	<b>5,924</b>	<b>14,419</b>	<b>\$9,103,296,238</b>

## FY 2022 CDC Awards by Recipient Type



## FY 2022 CDC Awards by Government Recipient Type



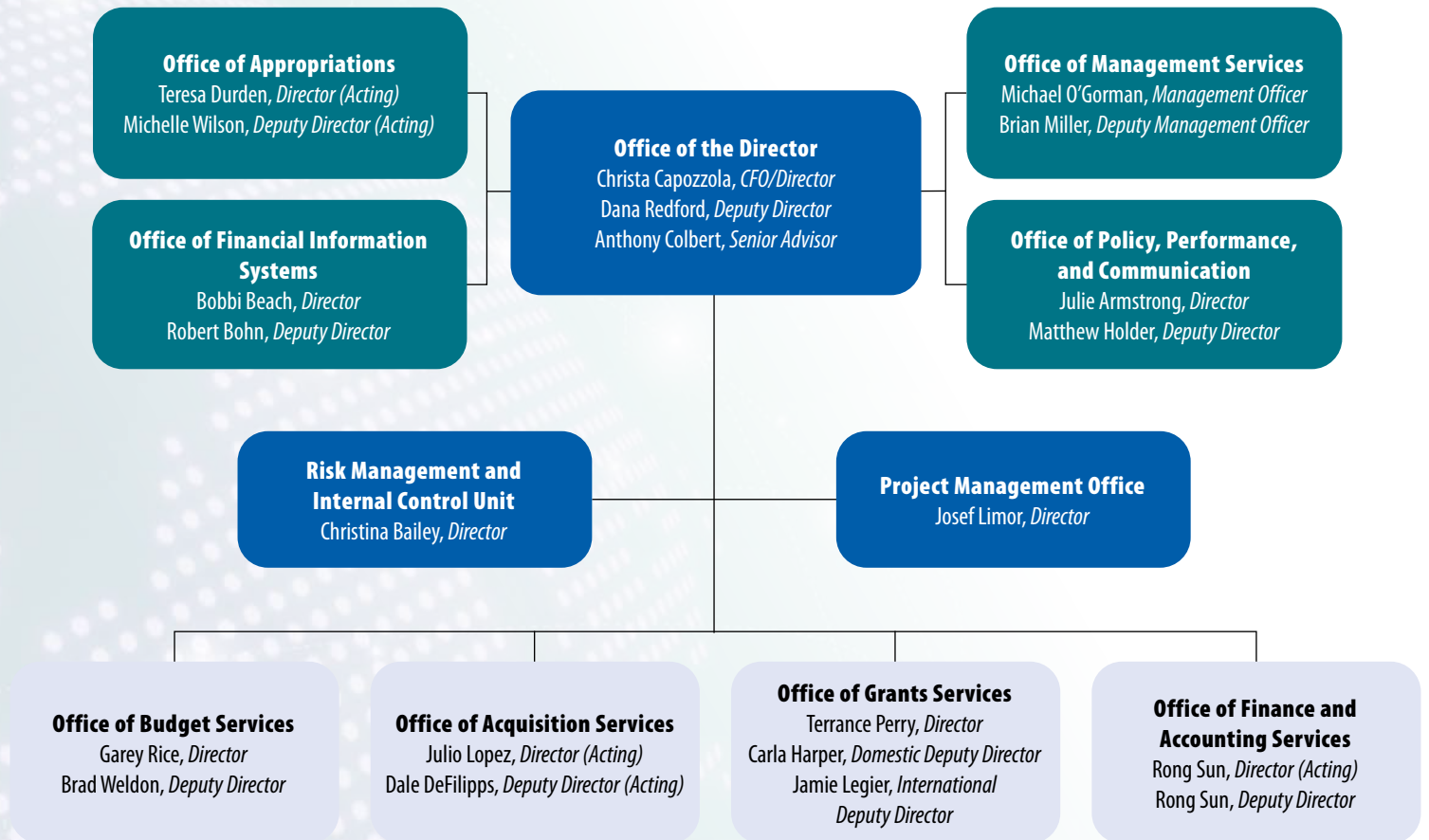
Grant and action counts are based on the organization that administers the grant.  
 Dollars are based on the organization providing funding, regardless of which organization administers the grant.

Data for these charts are from <http://taggs.hhs.gov>.  
 Numbers are rounded and may not add up to 100%.



**Centers for Disease Control and Prevention**  
 Office of the Chief Operating Officer

# Office of Financial Resources Organization Chart



As of December 2022

## OFR’s Vision and Mission

### Vision

Excellence and innovation in the investment and management of public funds for public health through the proud contributions of a talented and diverse workforce.

### Mission

The Office of Financial Resources contributes to the achievement of positive public health outcomes at CDC by providing exemplary customer-focused leadership and fiscal stewardship in appropriations, acquisitions, assistance, and financial management with accountability and sound business practices.