

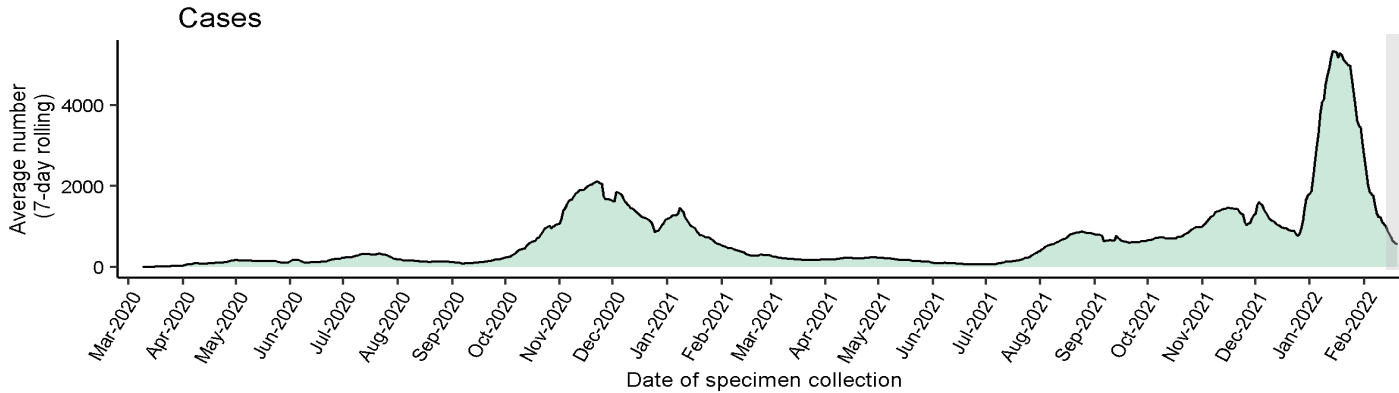
COVID-19 Day 722

Press Update

March 2, 2022

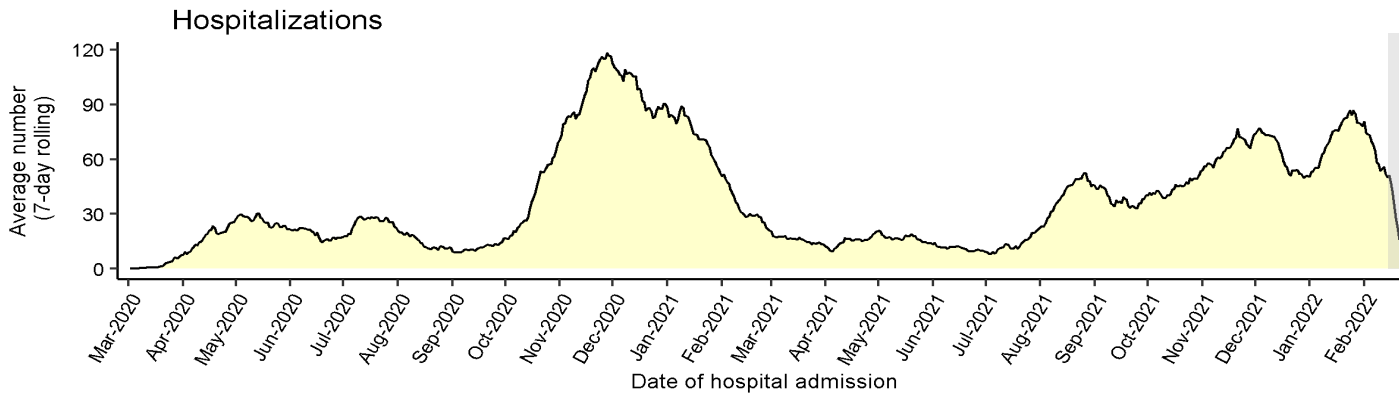
DOH Acting Secretary David R. Scrase, M.D., M.H.S.A.
DOH Communications Director Jodi McGinnis Porter

COVID-19 Cases, Hospitalizations, and Deaths



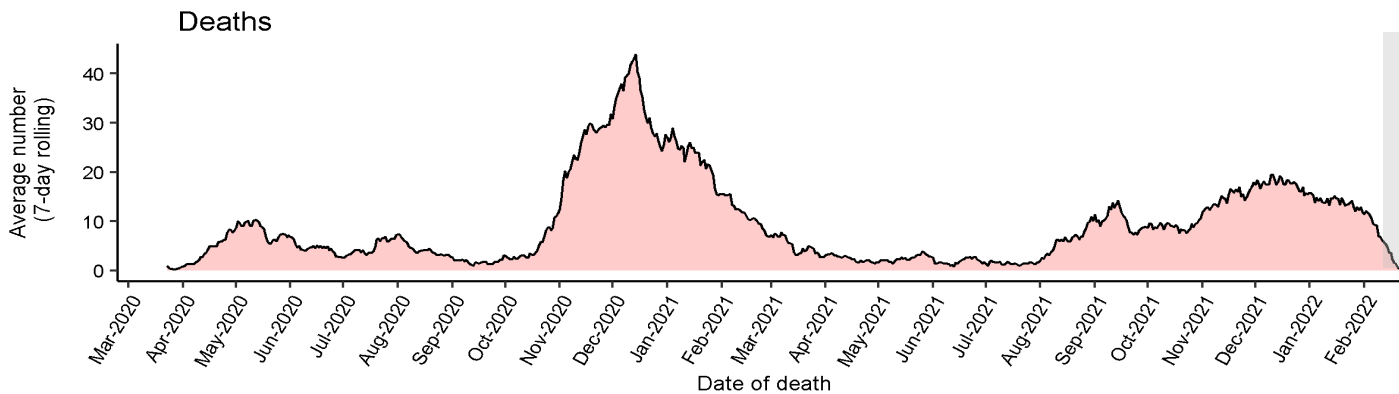
Total Cases	Last 7 Days	Total Cases % of NM
511,434	2,322	24.3%

7-day case rate on 2/16/22: 8,119



Total Hospitalizations	Last 7 Days	Total Hosp. % of Cases
25,907	111	5.0%

7-day hospitalization rate on 2/16/22: 249



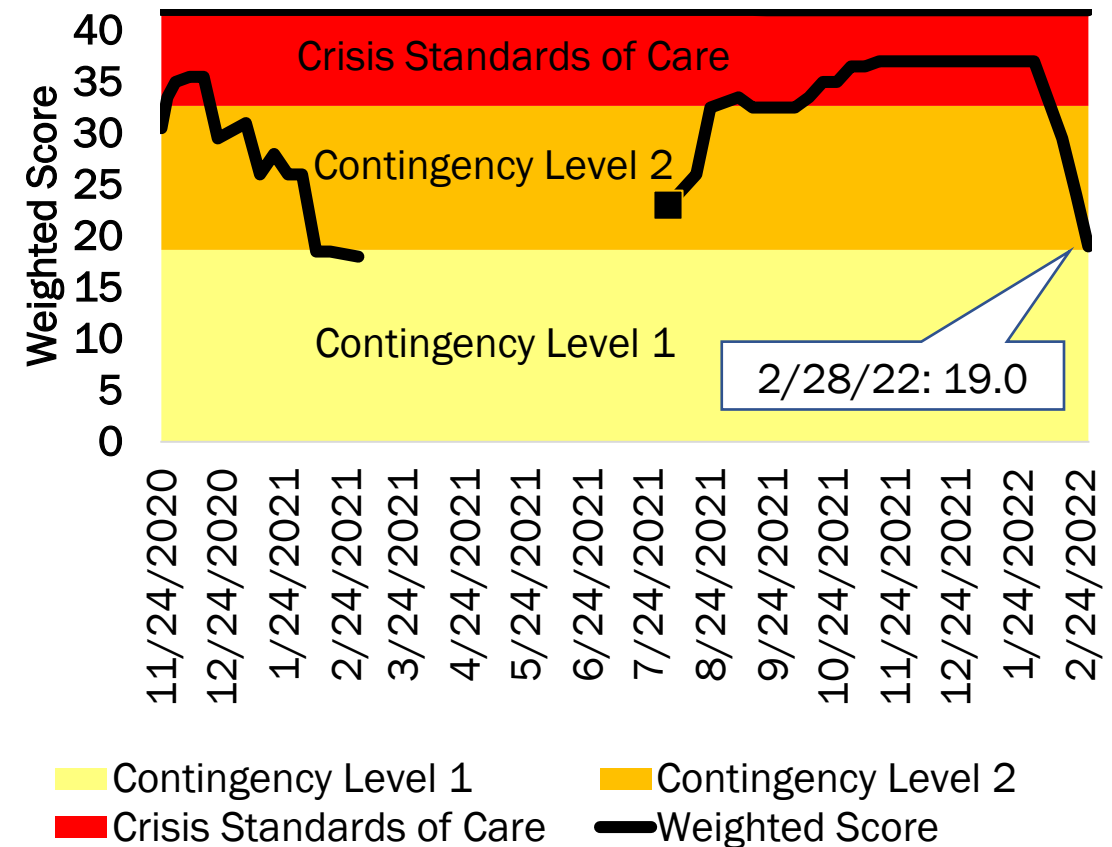
Total Deaths	Last 14 Days	Total Deaths % of Cases
6,919	70	1.3%

14-day mortality rate on 2/16/22: 88

Dramatic Improvements in Hospital Capacity Evaluation

- Some NM hospitals are still operating at >100% capacity, particularly in Albuquerque, but availability of ICU (36) and non-ICU (79) beds are increased this week.
- Transfers and triage allocation has continued to improve, and facility capacities have increased.
- Workforce remains the key issue.

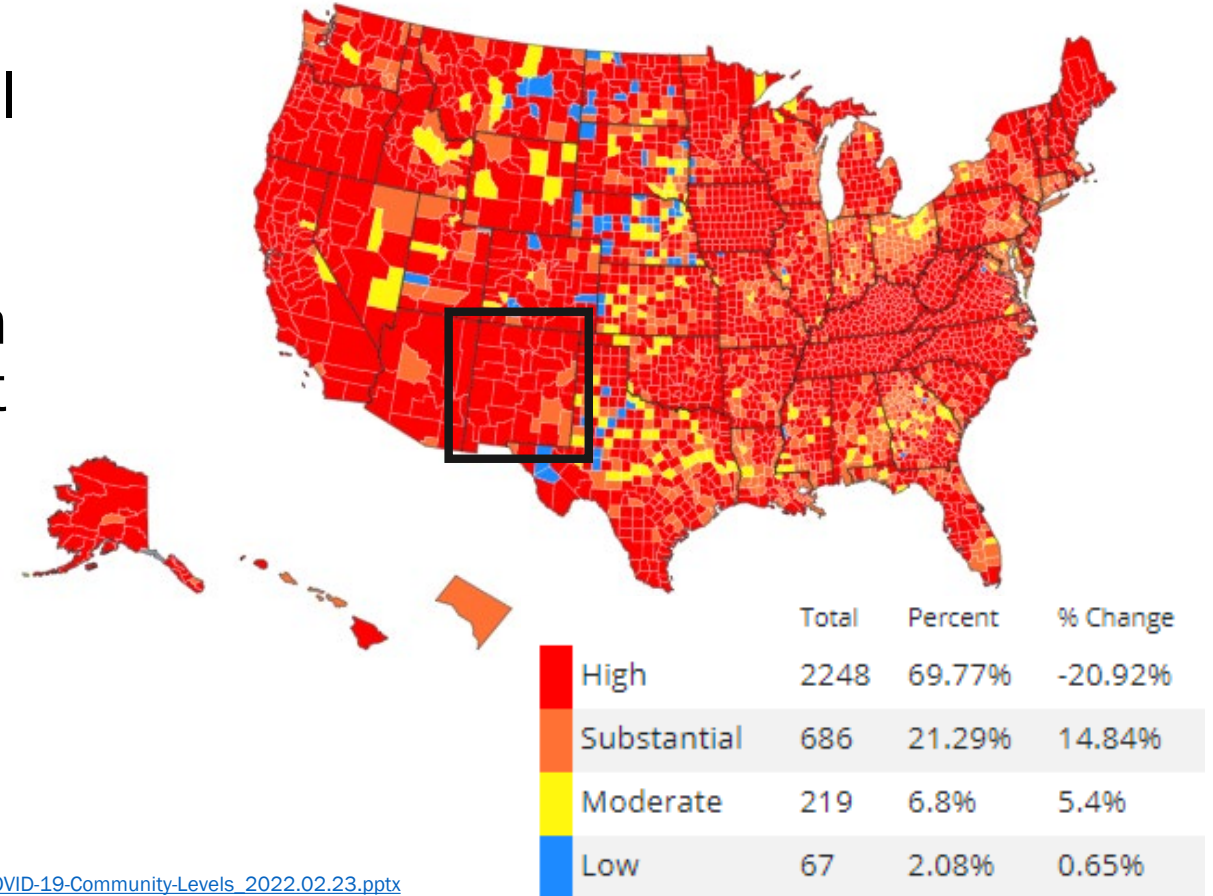
NM Hospital Systems Capacity Self-Evaluation



The current state of the pandemic requires a refined approach to monitoring COVID-19

- Community transmission levels were developed in fall 2020 (prior to availability of vaccines) and reflect goal of limiting transmission in anticipation of vaccines being available.
- Neither of the community transmission indicators reflects medically significant disease or healthcare strain.
- Community transmission levels are largely driven by case incidence, which does not differentiate mild and severe disease.

Community Transmission in the US by County, 3/1/22



CDC's COVID-19 Community Levels and Indicators

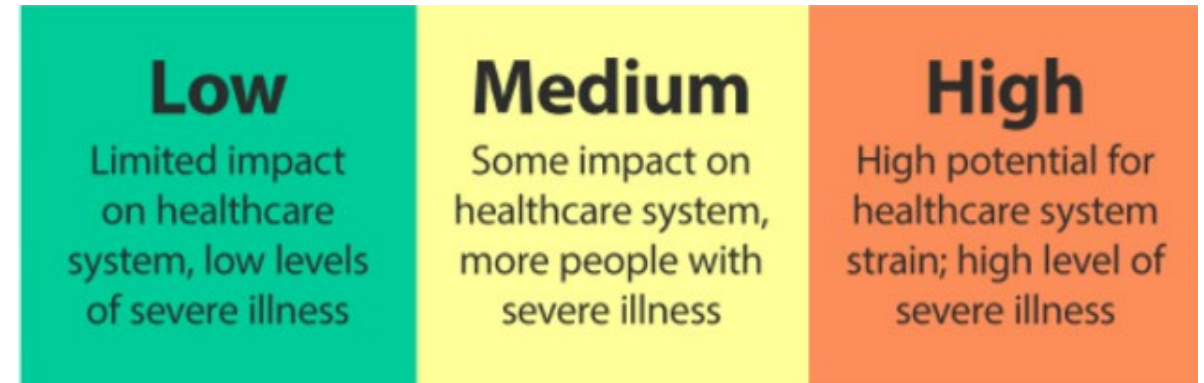
The new CDC COVID-19 Community Level map is a new tool to **help communities decide what prevention measures to take** based on:

- How many people with COVID-19 have been admitted into local hospitals in the last week.
- How many local hospital beds are filled with COVID-19 patients.
- How many new COVID-19 cases the county has had in the last week.

Find your community at:

<https://www.cdc.gov/coronavirus/2019-ncov/science/community-levels.html>

COVID-19 Community Levels



<https://www.cdc.gov/coronavirus/2019-ncov/covid-data/covidview/index.html>

Investing for tomorrow, delivering today.

CDC's COVID-19 Community Levels and Indicators

New CDC COVID-19 Community Levels are a combination of:

1. New COVID-19 hospital admissions per 100,000 population in the past 7 days.
2. The 7-day average percent of staffed inpatient beds occupied by COVID-19 patients.
3. Total new COVID-19 cases per 100,000 population in the past 7 days.

New Cases (per 100,000 population in the last 7 days)	Indicators	Low	Medium	High
Fewer than 200 NM: <4,200/wk or <600/day	New COVID-19 admissions per 100,000 population (7-day total)	<10.0 NM: <210/wk or <30/day	10.0-19.9 NM: <210-419/wk or <30-59/day	≥20.0 NM: ≥420/wk or ≥60/day
	Percent of staffed inpatient beds occupied by COVID-19 patients (7-day total)	<10.0%	10.0-14.9	≥15.0%
200 or more NM: ≥4,200/wk or ≥600/day	New COVID-19 admissions per 100,000 population (7-day total)	N/A	<10.0 NM: <210/wk or <30/day	≥10.0 NM: ≥210/wk or ≥30/day
	Percent of staffed inpatient beds occupied by COVID-19 patients (7-day total)	N/A	<10.0%	≥10.0%

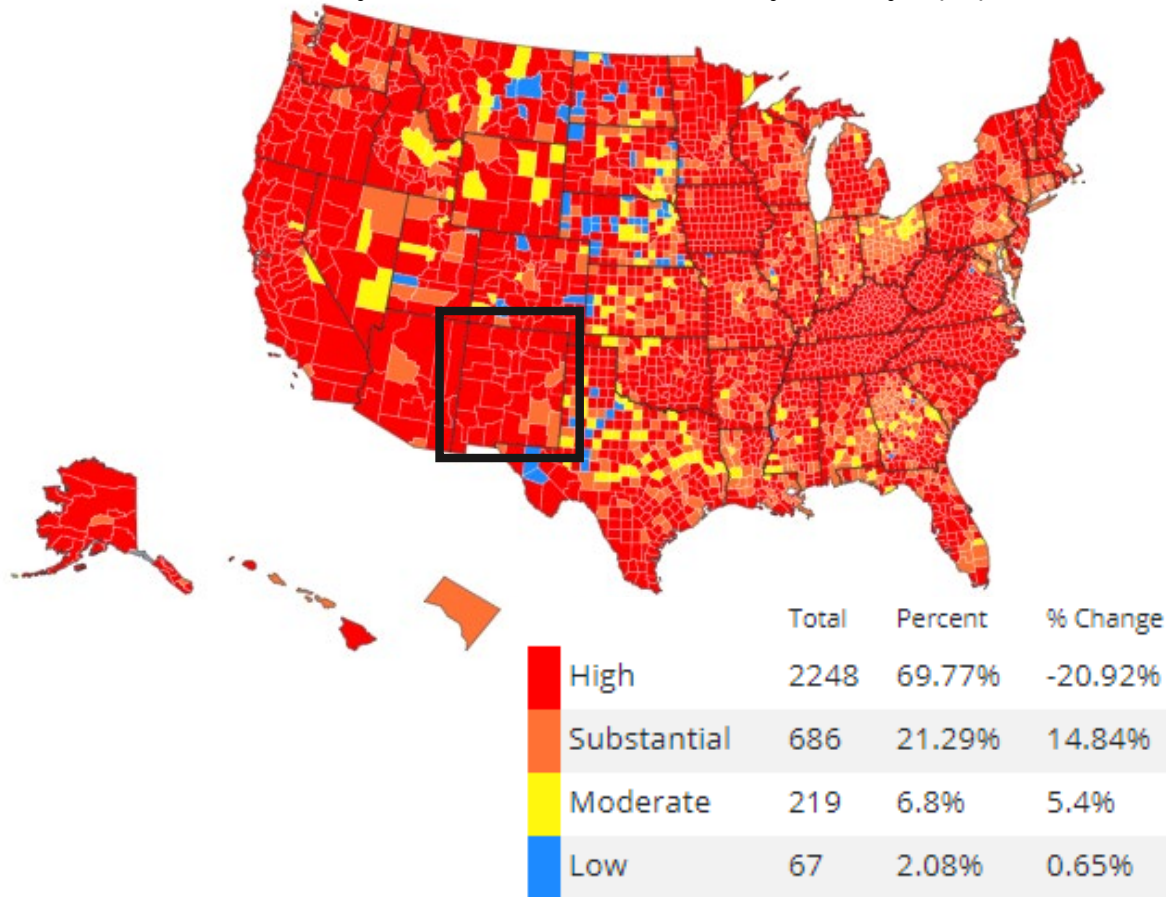
<https://www.cdc.gov/coronavirus/2019-ncov/covid-data/covidview/index.html>

Investing for tomorrow, delivering today.



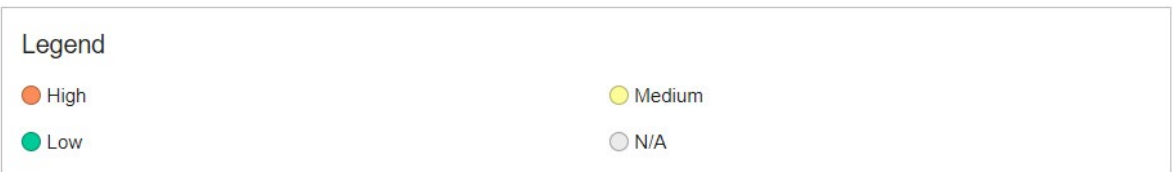
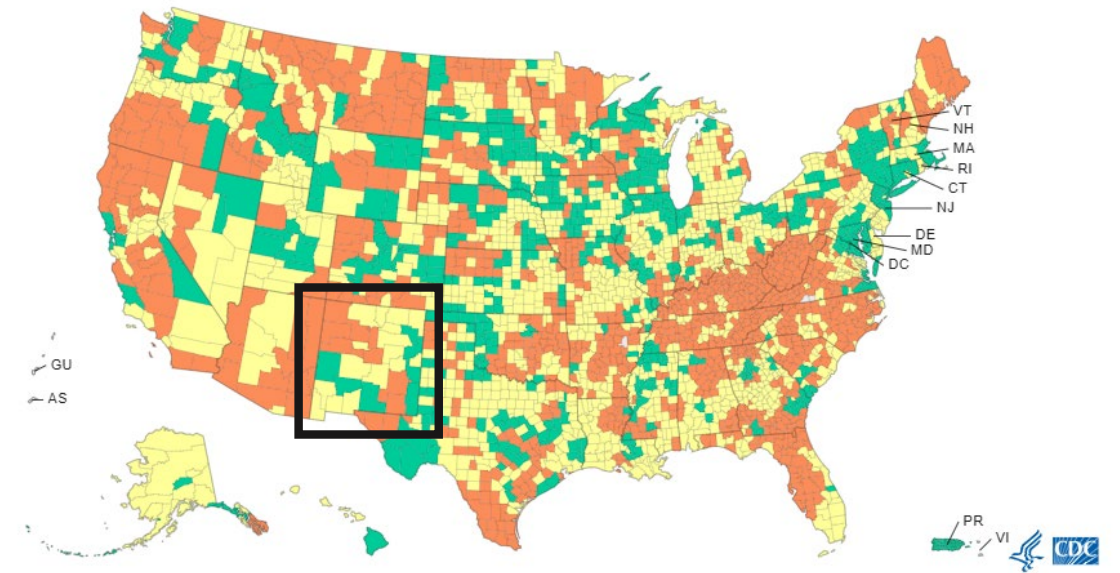
The changing pandemic requires a refined approach to monitoring COVID-19

Community Transmission in the US by County, 3/1/22



U.S. COVID-19 Community Levels by County

Data provided by CDC
Updated: Feb. 24, 2022

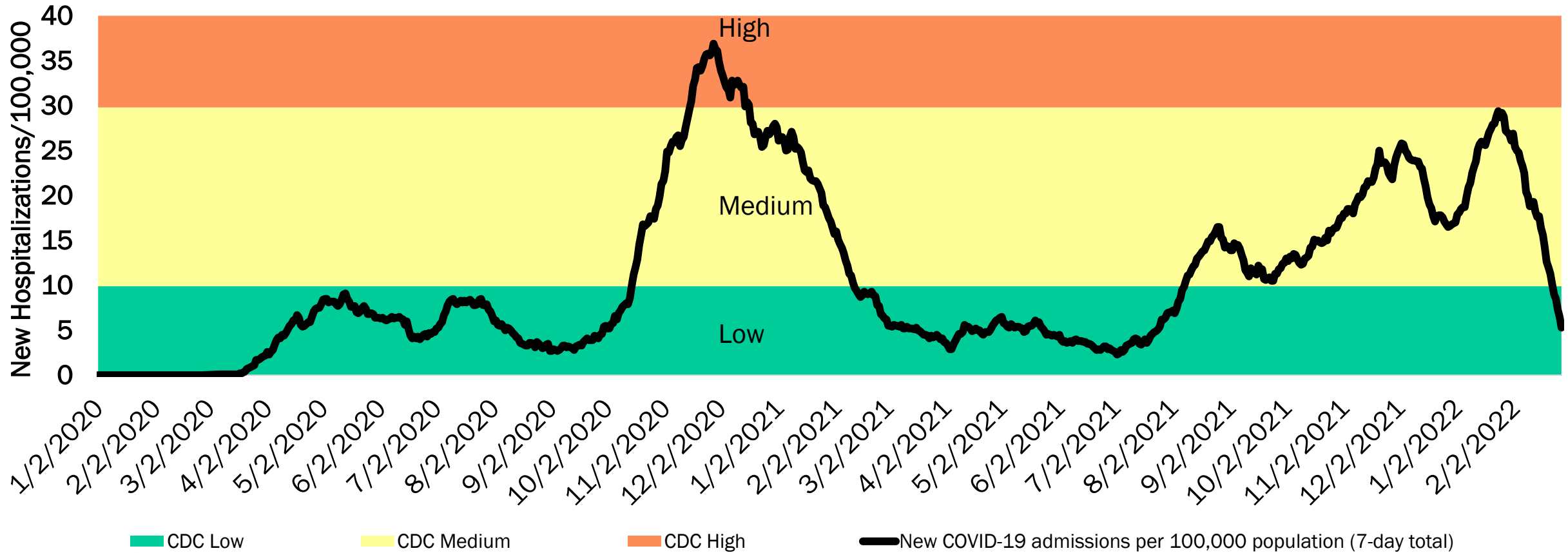


https://www.cdc.gov/coronavirus/2019-ncov/downloads/science/Scientific-Rationale-summary_COVID-19-Community-Levels_2022.02.23.pptx
https://covid.cdc.gov/covid-data-tracker/#county-view?list_select_state=all_states&list_select_county=all_counties&data-type=Risk

Investing for tomorrow, delivering today.

Looking backward isn't that informative, but here it is...

New COVID-19 admissions per 100,000 population (7-day total)
by New CDC Metrics

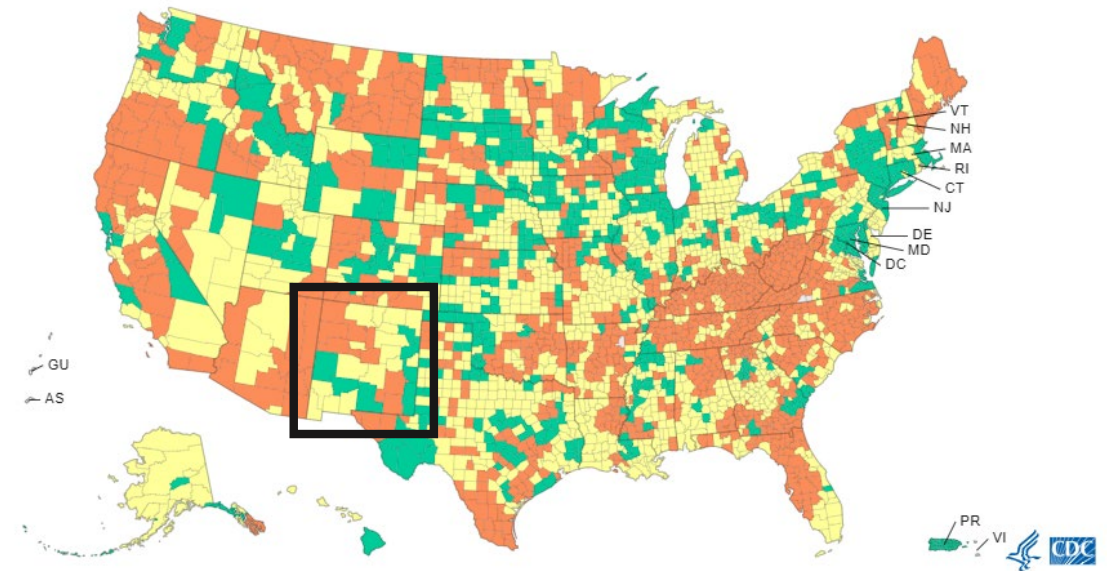


CDC's COVID-19 Community Levels and Indicators

- CDC recommends certain measures when COVID-19 Community Levels are **high** and will strain the healthcare system and when needed to protect those at increased risk of severe illness:
 - Get vaccinated if you're eligible (everyone 5+ is eligible). If you aren't up to date on your vaccinations, find a vaccine at VaccineNM.org or Vaccines.gov.
 - Wear a mask indoors in areas where the COVID-19 Community Level is high.
 - Increase ventilation in indoor spaces.
 - Stay home when sick.

U.S. COVID-19 Community Levels by County

Data provided by CDC
Updated: Feb. 24, 2022



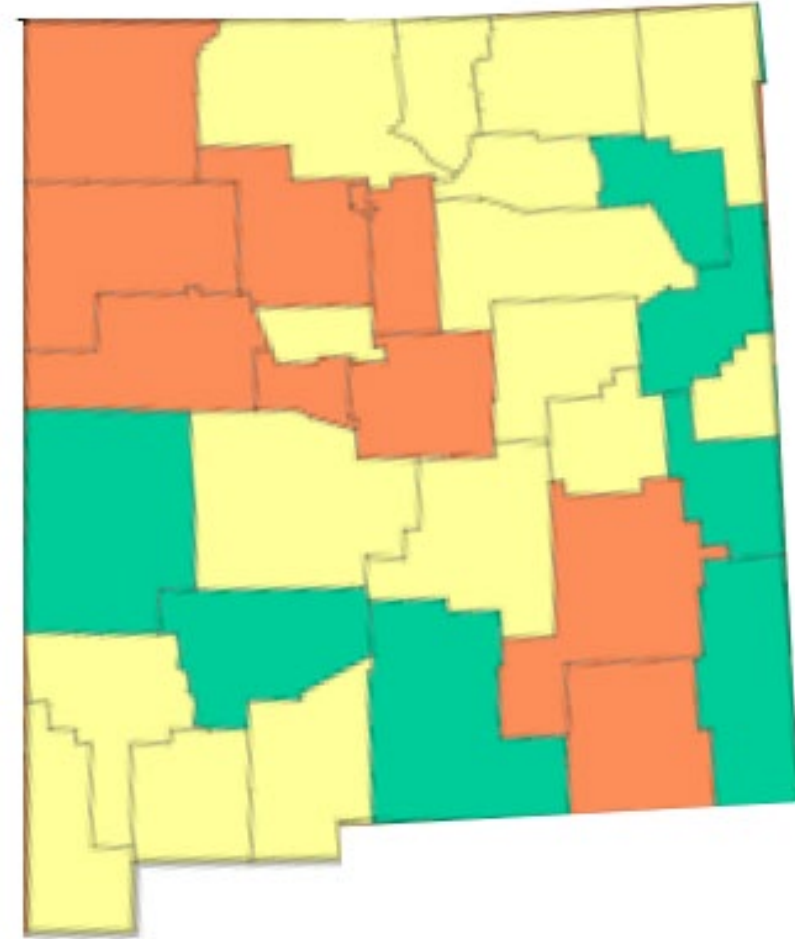
Legend

● High
● Low

● Medium
● N/A

CDC's COVID-19 Community Levels and Indicators

- New Mexico community levels of 2/24/22:
 - 7 counties in low level
 - 16 counties in medium level
 - 10 counties in high level
- NMDOH supports anyone living in a county with high community levels following CDC recommendations.



Epidemiology Report of the Week

Weekly COVID-19 epidemiology reports are posted at the end of the day on Tuesdays at:

- <https://cv.nmhealth.org/epidemiology-reports/>

Today, we'll walk through the Variant of Concern Report.

Weekly Reports

Case Reports

DOWNLOAD THE LATEST COVID-19 GEOGRAPHIC TRENDS REPORT

DOWNLOAD THE LATEST COVID-19 DEMOGRAPHICS REPORT

DOWNLOAD THE LATEST COVID-19 HEALTH AND SOCIAL CHARACTERISTICS REPORT

Hospitalization Reports

DOWNLOAD THE LATEST COVID-19 HOSPITALIZATION REPORT

Mortality Reports

DOWNLOAD THE LATEST COVID-19 MORTALITY REPORT

Variant of Concern Reports

DOWNLOAD THE LATEST COVID-19 VOC REPORT

Pediatric Case Report

DOWNLOAD THE LATEST COVID-19 PEDIATRIC CASE REPORT

Community Transmission by County Report

DOWNLOAD THE COMMUNITY TRANSMISSION BY COUNTY REPORT

Vaccination Report

DOWNLOAD THE VACCINATION REPORT

Reports from 11/30/2021

Takeaway Messages

- As we enter a new stage of the pandemic, we must adapt in the way we respond as a state.
- Most hospitals are now finally seeing the relief in volumes, but some still are > 100% capacity. Please respect requirements to wear a mask.
- Be kind in your discussions with others about learning to live with COVID-19 in your community.

