

COVID-19 DAY 463 PRESS UPDATE JUNE 16, 2021

SECRETARIES TRACIE COLLINS, M.D. (DOH) & DAVID R. SCRASE, M.D. (HSD)

INVESTING FOR TOMORROW, DELIVERING TODAY.

COVID-19 Vaccine Update

June 16, 2021

Dr. Tracie Collins

Cabinet Secretary, Department of Health

Progress with vaccinations

- 67.6% of New Mexicans (16+) have received at least a first shot
- 58.7% of New Mexicans (16+) are fully vaccinated
- 21,307 boosters or J&J shots to go before we hit 60%.

Aiming for 60% by Thursday, June 17

- It's up to each of us, New Mexico!
- When 60% of New Mexicans (16+) are fully vaccinated, we will graduate from the Red-Yellow-Green-Turquoise county color system.
- Native communities are sovereign and may operate according to different guidelines.

\$100 incentive for New Mexicans who get boosters or single-shot J&J vaccine

- For any New Mexican who receives their second shot of Pfizer and Moderna - or their first and only shot of Johnson & Johnson - between Monday and Thursday of this week.
- Details and rules can be found at vaccineNM.org.
- New Mexicans can expect to receive their incentive in one of the following ways:
 - cash at a vaccination site
 - gift card at a vaccination site or in the mail
 - electronic gift card





Vax 2 The Max Sweepstakes

- New Mexicans with at least one shot are eligible
- Register - vax2themaxNM.org
- Millions of dollars in drawings
- First drawing Friday, June 18



Need support getting scheduled for vaccine or registered for the sweepstakes?

- 1-855-600-3453 and press 1 (o 3 para español).
- Seniors and those with disabilities can call 1-800-432-2080 for support with registration and scheduling.

Thank you to everyone who has contributed to this life-saving vaccination campaign so far!



COVID-19 VACCINE MYTHS CDC

1. Can receiving a COVID-19 vaccine cause me to be magnetic?
2. Do any COVID-19 vaccines authorized for use in U.S. shed or release any of their components?
3. Will a COVID-19 vaccine alter my DNA?
4. After getting COVID-19 vaccine, will I test positive for COVID-19 on viral test?
5. Can a COVID-19 vaccine make me sick with COVID-19?
6. Is it safe to get COVID-19 vaccine if I would like to have a baby one day?
7. Can being near someone who received a COVID-19 vaccine affect my menstrual cycle?

Source: <https://www.cdc.gov/coronavirus/2019-ncov/vaccines/facts.html>

COVID-19 VACCINE MYTHS CDC

Can receiving a COVID-19 vaccine cause me to be magnetic?


- **No.** COVID-19 vaccines do not contain ingredients producing electromagnetic fields.
- All COVID-19 vaccines are free from metals such as iron, nickel, cobalt, lithium, and rare earth alloys, as well as manufactured products such as microelectronics, electrodes, carbon nanotubes, and nanowire semiconductors.
- Typical dose for COVID-19 vaccine is less than a milliliter, which is not enough to allow magnets to be attracted to your vaccination site even if vaccine was filled with magnetic metal.



COVID-19 VACCINE MYTHS CDC

Do any COVID-19 vaccines authorized for use in U.S. shed or release any of their components?

- **No.** Vaccine shedding can only occur with live virus.
- None of the vaccines authorized for use in U.S. contain live virus.



COVID-19 VACCINE MYTHS CDC

Will a COVID-19 vaccine alter my DNA?

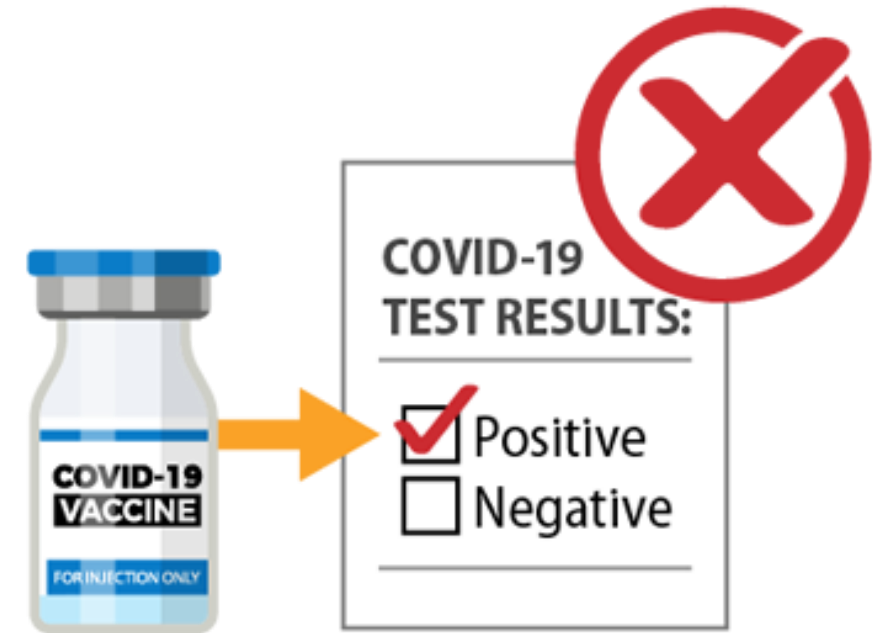
- **No.** COVID-19 vaccines do not change or interact with your DNA in any way.
- Genetic material never enters nucleus of our cells, which is where our DNA is kept, meaning genetic material in vaccines cannot affect or interact with our DNA in any way.



COVID-19 VACCINE MYTHS CDC

After getting vaccine, will I test positive for COVID-19 on viral test?

- **No.** None of the authorized COVID-19 vaccines for use in U.S. cause you to test positive on viral tests, which are used to see if you have a current infection.
- If your body develops immune response to vaccination, *which is the goal*, you may test positive on some antibody tests.
 - Antibody tests indicate you had previous infection and that you may have some level of protection against the virus.



COVID-19 VACCINE MYTHS CDC

Can a COVID-19 vaccine make me sick with COVID-19?

- **No.** None of the authorized COVID-19 vaccines can make you sick with COVID-19.
- COVID-19 vaccines teach our immune systems how to recognize and fight the virus that causes COVID-19. Sometimes this process can cause symptoms, such as fever.
 - These symptoms are normal and are signs the body is building protection.
- It typically takes a few weeks for the body to build immunity after vaccination.
 - It's possible a person could be infected with the virus that causes COVID-19 just before or just after vaccination and still get sick, because vaccine has not had enough time to provide protection.



COVID-19 VACCINE MYTHS CDC

Can being near someone who received a COVID-19 vaccine affect my menstrual cycle?

- **No.** Your menstrual cycle cannot be affected by being near someone who received a COVID-19 vaccine.
- Many things can affect menstrual cycles, including stress, changes in your schedule, problems with sleep, and changes in diet or exercise. Infections may also affect menstrual cycles.



COVID-19 VACCINE MYTHS CDC

Is it safe to get COVID-19 vaccine if I would like to have a baby one day?

- **Yes!** There is currently no evidence that COVID-19 vaccination causes any problems with pregnancy, including the development of the placenta.
- No evidence fertility problems are side effect of any vaccine, including COVID-19 vaccines.
- Like all vaccines, scientists are studying COVID-19 vaccines carefully for side effects now and will continue to study them for many years.



HELP! I'M FULLY VACCINATED BUT I CAN'T FIND MY DATA IN NM'S SYSTEM...

COMMON SCENARIOS

1. "I keep getting texts from DOH saying I'm due for a vaccine, but I had both shots (or I had the J&J)."
2. "I registered online for my vaccine appointment using my nickname. I'd like to follow-up with DOH to confirm the State has properly captured my vaccine record."
3. "I went online to <http://vaxviewnm.org/> but couldn't find my COVID vaccine record."
4. "I got one or both vaccines out-of-state, but NM doesn't have my records."

WHAT TO DO NEXT FOR ALL 4 SCENARIOS

- Email image of your vaccination card to DOH (covid.vaccines@state.nm.us). If vaccination card is not available, please email DOH your full, legal name and date of birth.
- Alternatively, call DOH help desk: 833-882-6454, providing your full, legal name and date of birth.

WHY PROVIDE INCENTIVES?

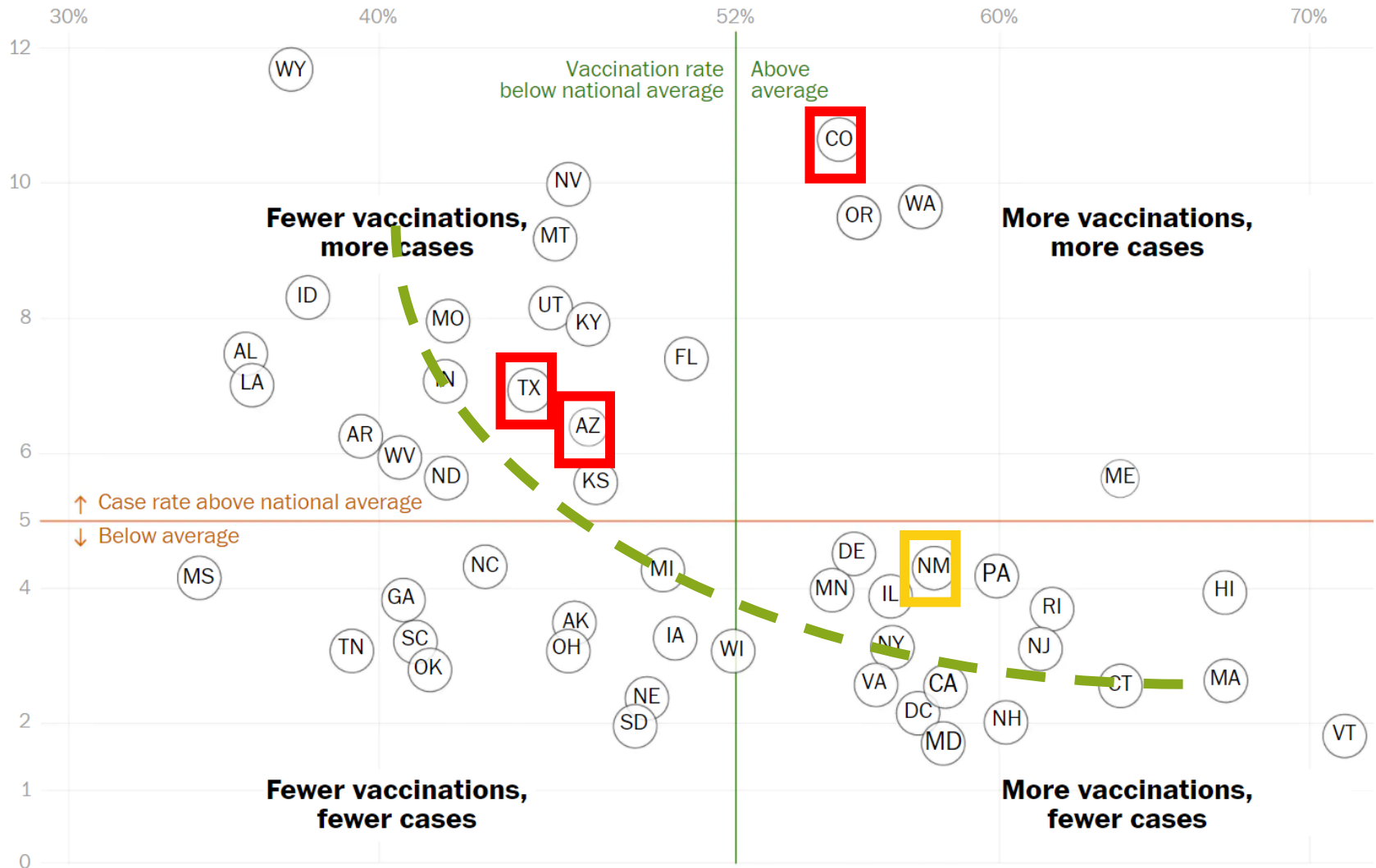
- We are allocating \$2,733,500 from the Federal American Rescue Plan for \$100 vaccination incentives
- The US cost of the pandemic through fall 2021 will be \$16,000,000,000,000
- The more people vaccinated, the quicker we get to full economic recovery
- The cost of a COVID hospitalization is much greater than \$100
- The \$100 allows people who can't take time off work otherwise to be complete their vaccinations
- Each \$100 goes back into the NM economy
- Every New Mexican who completes vaccination protects every other New Mexicans
- Incentives work! They are a smart investment!

DO INCENTIVES WORK?

	Before 6/14 per Day	6/14 and after per Day	Increase
Booster Given	1,169	1,523	30%
JJ Given	142	793	460%
Boosters Scheduled	1,283	2,219	73%
JJ Scheduled	102	965	843%

CORONAVIRUS INFECTIONS DROPPING WHERE PEOPLE ARE VACCINATED, RISING WHERE THEY ARE NOT

WASHINGTON POST

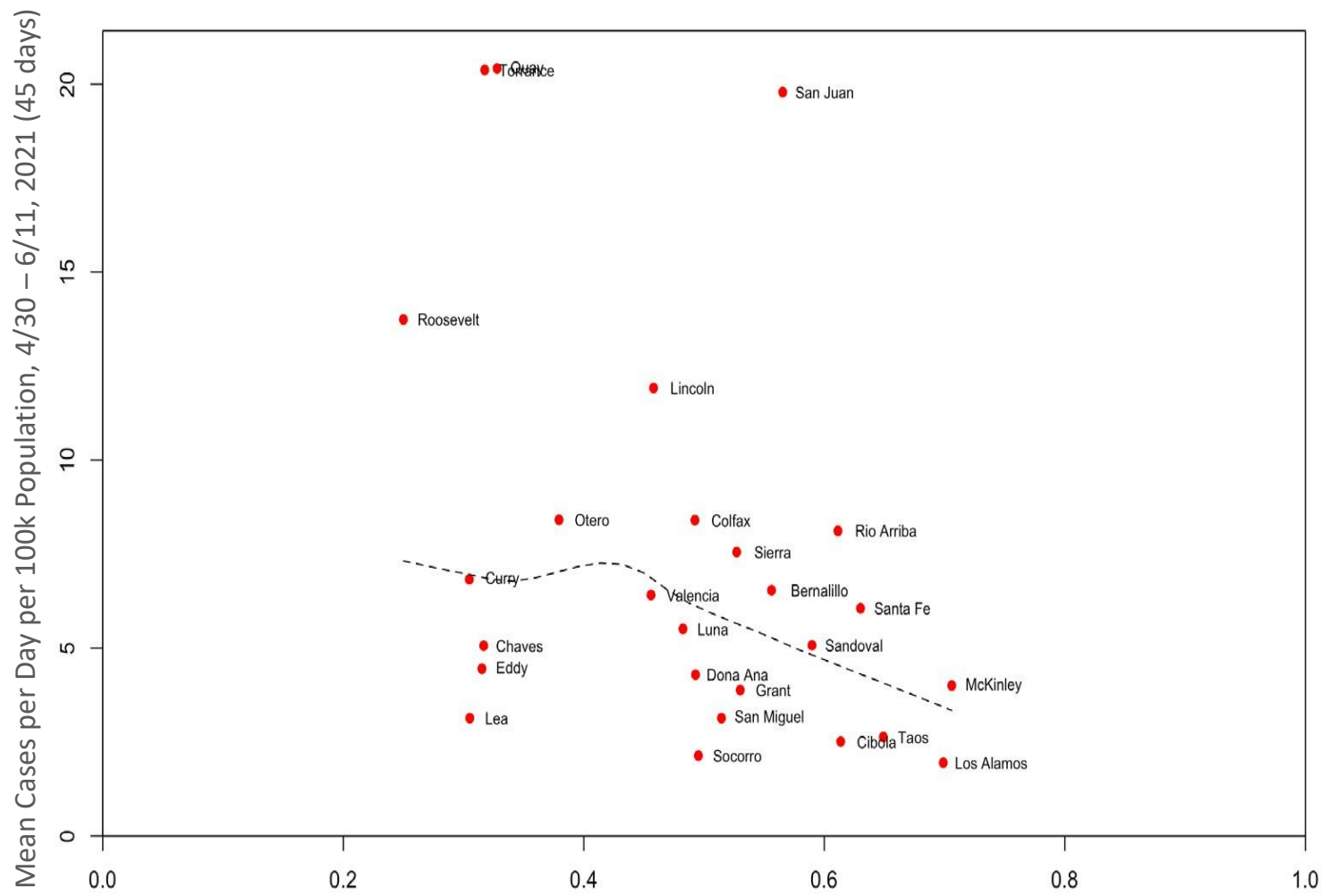


Source: Centers for Disease Control and Prevention

NM COUNTY COVID-19 CASES LOWER WITH HIGHER COMPLETE VACCINATIONS

LOS ALAMOS NATIONAL LAB

Percent of Entire Population Vaccinated (1st Dose, 6/1/21)



THE RISK OF NOT BEING FULLY VACCINATED NMDOH

	Not Fully vaccinated	Fully Vaccinated	Ratio Not Fully Vaccinated: Fully Vaccinated
Average Case Rate	3,268.0	212.5	15:1
Average Hospitalization Rate	209.5	20.5	10:1
Average Mortality Rate	48.0	2.0	24:1

Note: January 1 – May 31, 2021 data. Average rates calculated by using average of numerators and the average of the monthly vaccinated/not fully vaccinated populations. 334 missing collection date. 329 missing admission date. 1 missing death date.

COVID-19 VARIANTS NEW NAMES USING GREEK ALPHABET

WORLD HEALTH ORGANIZATION

- World Health Organization (in consultation with global experts) has assigned simple labels for key variants of SARS-CoV-2.
- WHO will assign labels using letters of Greek alphabet.**
- Labels do not replace existing scientific names, which convey important scientific information and will be used in research.

COVID-19 Variants of Concern

Name	Also known as:
Alpha	B.1.1.7
Beta	B.1.351
Gamma	P.1
Delta	B.1.617.2

COVID-19 Variants of Interest

Name	Also known as:
Epsilon	B.1.427/B.1.429
Zeta	P.2
Eta	B.1.525
Theta	P.3
Iota	B.1.526
Kappa	B.1.617.1

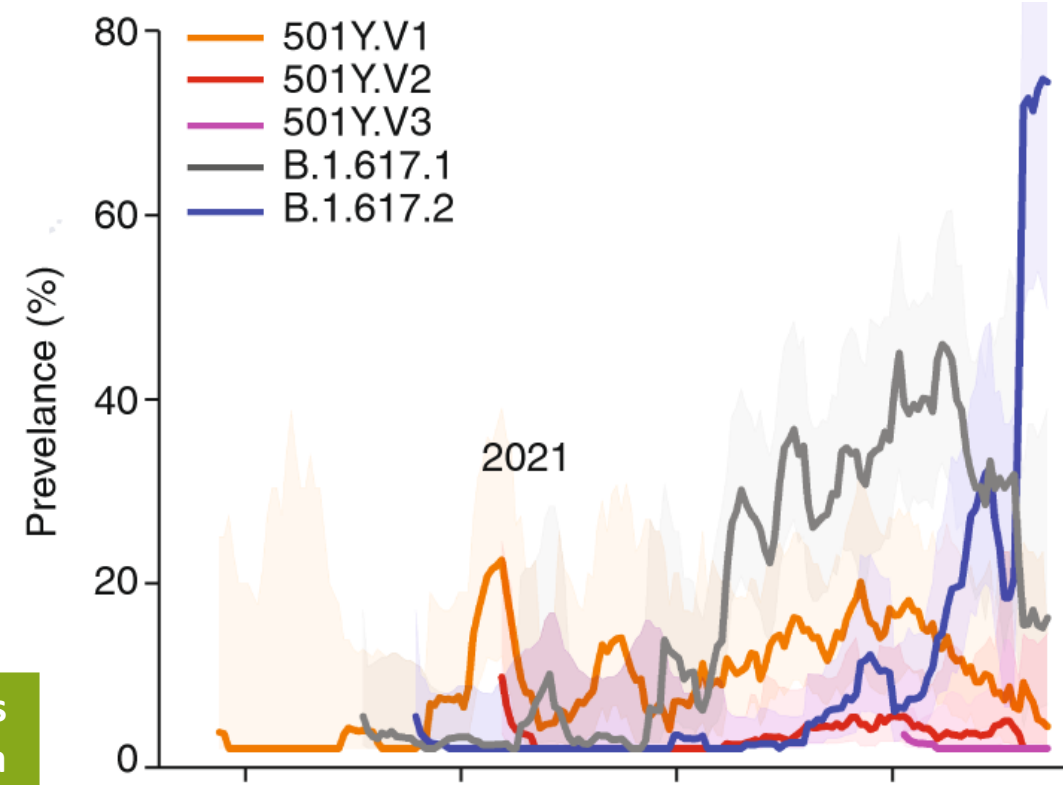
SARS-COV-2 VARIANTS IN NEW MEXICO

- B.1.1.7 remains dominant strain in NM, which is estimated to be 1.5x - 2x more transmissible than earlier strains.
- This week CDC officially upgraded Delta variant to Variant of Concern, meaning evidence of increase in transmissibility, more severe disease, reduced effectiveness of treatments or vaccines, or diagnostic detection failures.
- These patterns reflect national trends shown in CDC data.

COVID-19 Variants in NM, May 2, 2021 to May 29, 2021* (n = 482)			
Name	Also known as:	Cumulative Total	Percent
Alpha	B.1.1.7	341	70.7%
Eta	B.1.525/B.1.526	59	12.2%
Epsilon	B.1.427/ B.1.429	17	3.5%
Gamma	P.1	12	2.5%
Delta	B.1.617	3	0.6%
Beta	B.1.351	2	0.4%
	<i>Other Lineages</i>	48	10.5%

WHY SHOULD YOU COMPLETE YOUR VACCINATION SERIES THIS WEEK?

- Outbreak of COVID-19 in India new world record even beyond outbreaks in U.K., U.S., and Brazil.
- **Surge coincides with prevalence of more-transmissible variants, diagnostic test failures, and antibody escape.**
- Evidence suggest Pfizer vaccine work against Delta:



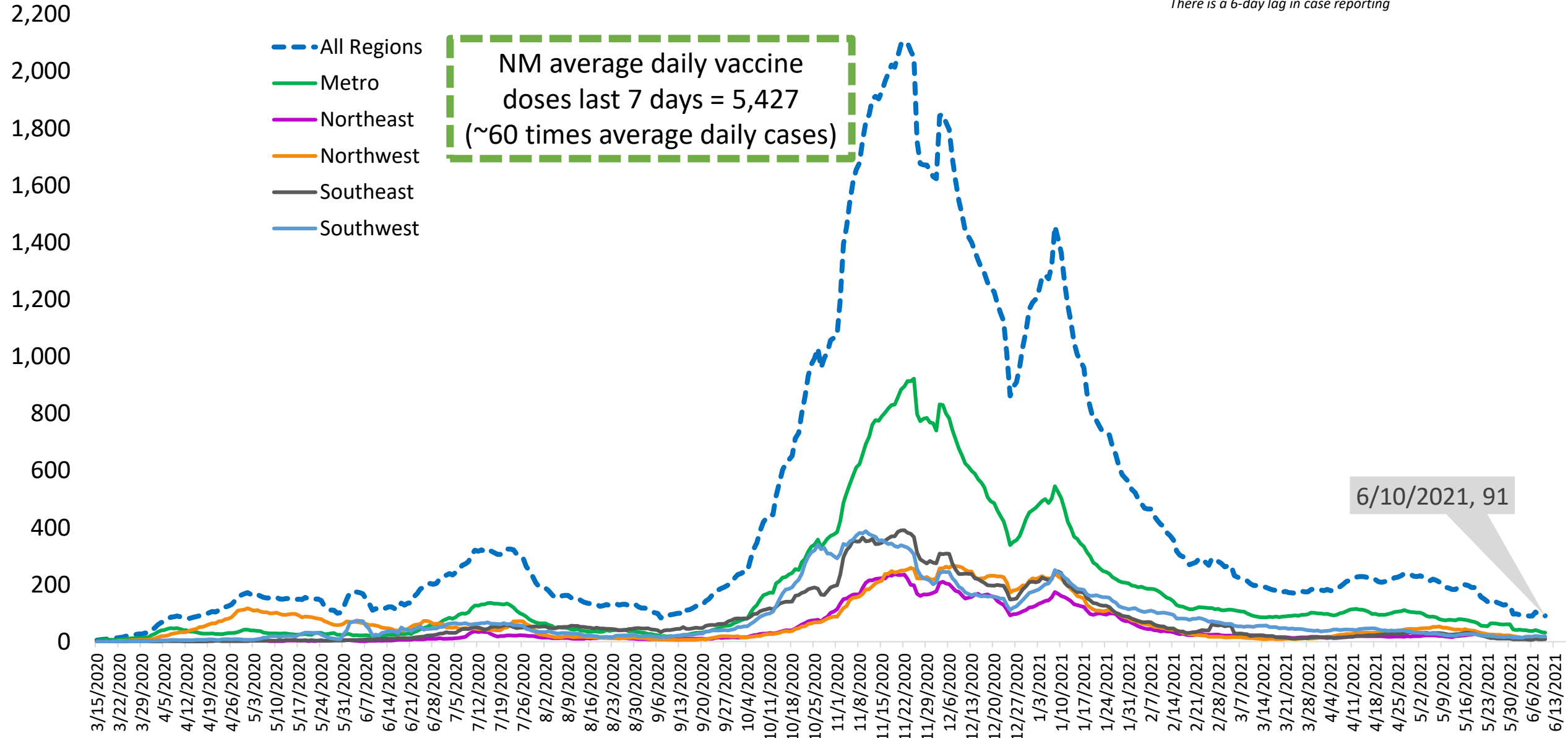
Graph from: SARS-CoV-2 variants of concern emerging in India (Nature) <https://www.nature.com/articles/s41591-021-01397-4>. Apparent cumulative prevalence of various variants of concern (key) in India, presented as a 7-day rolling average of the percentage of total sequences; shading shows 95% confidence intervals.

Vaccine	Effectiveness against Alpha (B.1.1.7) after 1 st Dose	Effectiveness against Alpha (B.1.1.7) after 2 nd Dose	Effectiveness against Delta (B.1.617.2) after 1 st Dose	Effectiveness against Delta (B.1.617.2) after 2 nd Dose
Pfizer/BioNTech BNT162b2	49.2%	93.4%	33.2%	87.9%

Table from: Effectiveness of COVID-19 vaccines against the B.1.617.2 variant (preprint) <https://www.medrxiv.org/content/10.1101/2021.05.22.21257658v1>.

7-Day Average of Daily COVID-19 Positive Cases by Date of Specimen Collection, NMDOH Regions 6/16/2021

Source: New Mexico Department of Health
There is a 6-day lag in case reporting

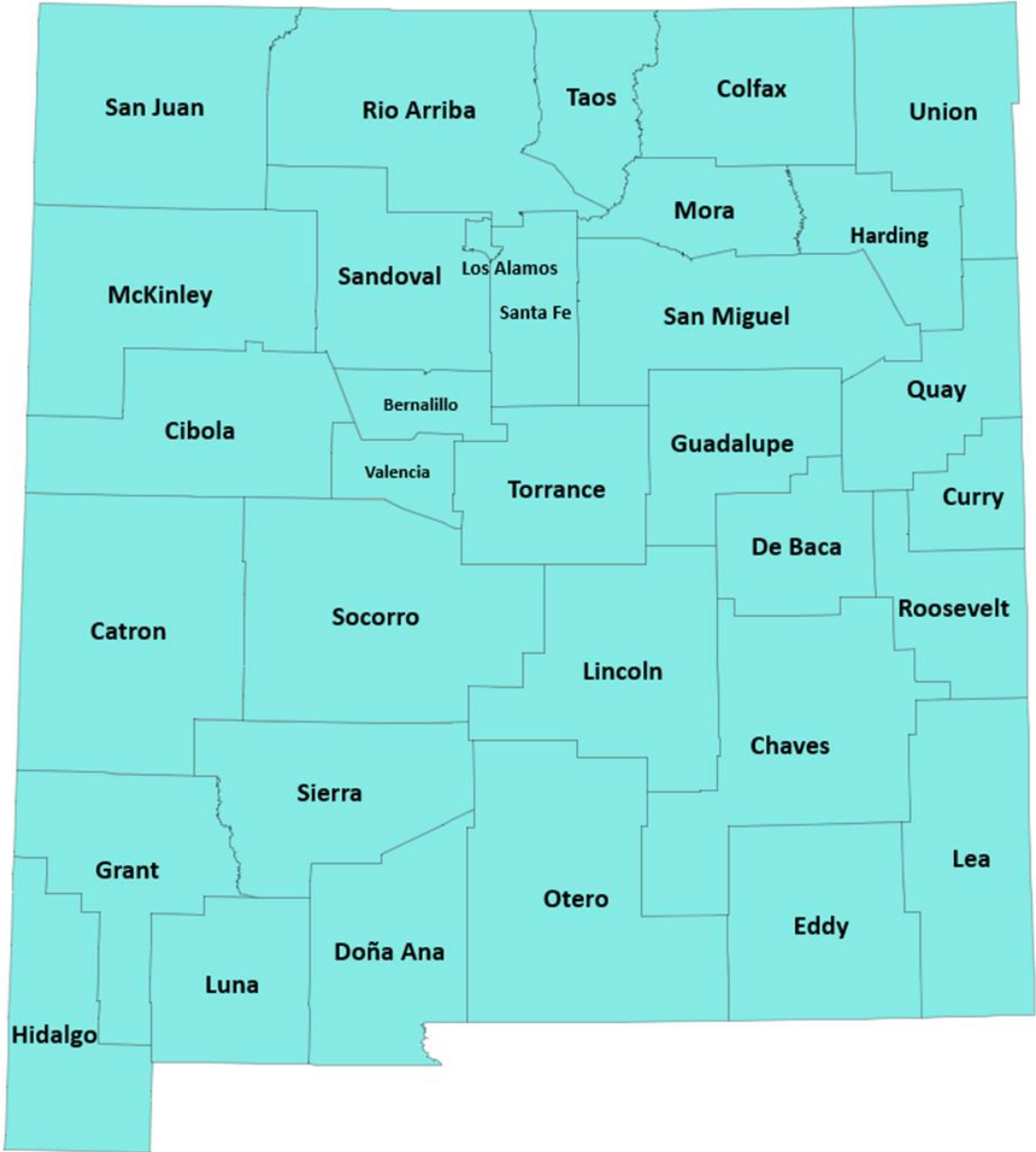


PUBLIC HEALTH GATING CRITERIA FOR REOPENING

Criterion	Measure	Gating Target	Current Status
Spread of COVID-19	Rate of COVID-19 Transmission (10-day Rolling Average)	1.05 or less	0.94 on 6/11/21
	NM daily cases (7-day rolling average)	210 or less	91 on 6/10/21
Testing Capacity: general and targeted populations*	Number of tests per day (7-day rolling average)	5,000 / day	5,351 on 6/14/21
	Test Positivity Rate (7-day rolling average)	7.5% or less	2.0% on 6/14/21
Case Investigation and Isolation, Contact Tracing and Quarantine	Time from positive test result to: -case investigation and isolation	24 hrs	Week ending 6/11 = 17
	-contact tracing for quarantine	36 hrs	Week ending 6/11 = 25
Statewide Health Care System Capacity	Availability of scarce resources in 7 Hub Hospitals: -Adult ICU beds occupied	439 or less	264 on 6/15/21

Native communities are sovereign and may operate according to different guidelines.

COVID-19 Average Daily Case Rates, Test Positivity, and Vaccination Rates New Mexico Counties, June 1 – June 14, 2021



County	Adjusted Population Count	Number of Cases (14 days)	Number of Cases + Negative Tests (14 days)	Average Daily Case Rates (Target: less than or equal to 10/100,000 people/day)	Test Positivity (Target: less than or equal to 7.5%)	Vaccination Rate (Target: at or above 55%)	Next Evaluation Date
Los Alamos	18856	5	637	1.9	0.78%	81.50%	6/30/2021
McKinley	70330	22	1675	2.2	1.31%	77.90%	6/30/2021
Taos	32513	12	621	2.6	1.93%	69.70%	6/30/2021
Rio Arriba	38716	59	1032	10.9	5.72%	67.50%	6/30/2021
Santa Fe	149635	94	4194	4.5	2.24%	67.00%	6/30/2021
Sandoval	146415	66	6290	3.2	1.05%	65.60%	6/30/2021
Cibola	26801	3	1168	0.8	0.26%	64.20%	6/30/2021
Bernalillo	679590	339	23272	3.6	1.46%	62.20%	6/30/2021
San Juan	126122	161	3950	9.1	4.08%	61.70%	6/30/2021
Guadalupe*	6250	22	205	25.1	10.73%	60.90%	6/30/2021
Grant	27862	19	845	4.9	2.25%	59.40%	6/30/2021
Socorro	17193	0	826	0	0.00%	57.40%	6/30/2021
Luna	24444	16	722	4.7	2.22%	57.10%	6/30/2021
Dona Ana	218836	133	4225	4.3	3.15%	56.80%	6/30/2021
Sierra	11076	5	353	3.2	1.42%	56.40%	6/30/2021
Mora*	6250	1	72	1.1	1.39%	56.00%	6/30/2021
San Miguel	27969	18	1176	4.6	1.53%	55.90%	6/30/2021
Colfax	11903	13	367	7.8	3.54%	55.30%	6/30/2021
Valencia	75427	54	2507	5.1	2.15%	51.50%	7/14/2021
Hidalgo*	6250	2	94	2.3	2.13%	50.30%	6/30/2021
Lincoln	19860	17	454	6.1	3.74%	49.50%	6/30/2021
Union*	6250	2	120	2.3	1.67%	45.90%	6/30/2021
Harding*	6250	0	6	0	0.00%	43.30%	6/30/2021
De Baca*	6250	5	24	5.7	20.83%	42.50%	6/30/2021
Otero	67700	27	1154	2.8	2.34%	40.20%	6/30/2021
Catron*	6250	1	30	1.1	3.33%	37.70%	7/14/2021
Chaves	64104	35	1423	3.9	2.46%	37.60%	6/30/2021
Lea	71570	11	677	1.1	1.62%	37.50%	6/30/2021
Quay	8396	12	138	10.2	8.70%	37.20%	6/30/2021
Eddy	58252	28	1305	3.4	2.15%	35.70%	6/30/2021
Torrance	15923	42	359	18.8	11.70%	35.50%	6/30/2021
Curry	49915	15	1172	2.1	1.28%	34.40%	6/30/2021
Roosevelt	19901	7	392	2.5	1.79%	28.30%	6/30/2021

Data for both cases and tests include 14 complete days of data during period and exclude cases among inmates in state and federal corrections and detention centers. Tests: Lab record created in previous 14 days, specimen collection in previous 14 days from lab record created. Cases: Case investigation created within previous 14 days, specimen collection within 14 days of case creation. Due to instability in 14-day rates experienced by small counties, DOH uses 6250 population for counties with less than 5000 population. Those counties are: Catron, De Baca, Guadalupe, Harding, Hidalgo, Mora, and Union. County vaccination rates based on completed vaccinations reported by providers to Sate Immunization Information System or by Federal Agencies through the U.S. Department of Health and Human Services.

RECOVERY REQUIRES MODERN AND RESPONSIVE SOCIAL SAFETY NET

NM HUMAN SERVICES DEPARTMENT

205,952,673

meals provided to New Mexicans through Supplemental Nutrition Assistance Program (SNAP) since January 2021

929,008

individuals provided the ability to visit a doctor, afford medication and immunizations through Medicaid in May 2021

12,287 families provided shelter and necessities through Temporary Assistance for Needy Families (TANF) Program in April 2021

17,032 homes heated and cooled for New Mexico families through Low Income Energy Assistance Program (LIHEAP) in Federal Fiscal Year 2021



THE VIRUS IS CHANGING - GET VACCINATED THIS WEEK!

- **Get registered. Get vaccinated THIS WEEK.**
- New COVID variants are spreading up to 2x more rapidly and resist some treatments.
- Get tested if you think you have COVID-19 or have been exposed to someone who is positive.
- If you have COVID-19, learn if you're eligible for monoclonal antibody treatment.
- We ALL need to stay committed to fighting the virus for several more months.

CASE COUNTS REMAIN TOO HIGH.

WE ALL STILL MUST FIGHT THE VIRUS.

- Wash hands, clean surfaces, cough into tissue/elbow.
- Unvaccinated people need to wear face coverings in public.
- Maintain social distancing (minimum 6 feet).
- Get needed preventive healthcare.

NMDOH
NEW MEXICO DEPARTMENT OF HEALTH

**GET VACCINATED FOR YOUR
CHANCE TO WIN THE GRAND PRIZE OF**

\$5,000,000!

Introducing Vax 2 the Max Sweepstakes: a statewide vaccination incentive program that will make available \$10 million in total prize money to New Mexicans who receive their COVID-19 vaccinations, among other prizes and awards throughout the summer.

OPT IN AT VAX2THEMAXNM.ORG

SCHEDULE A VACCINE AT VACCINENM.ORG