

COVID-19 DAY 421 PRESS UPDATE MAY 5, 2021

SECRETARIES TRACIE COLLINS, M.D. (DOH) & DAVID R. SCRASE, M.D. (HSD)

INVESTING FOR TOMORROW, DELIVERING TODAY.

COVID-19 Vaccine Update

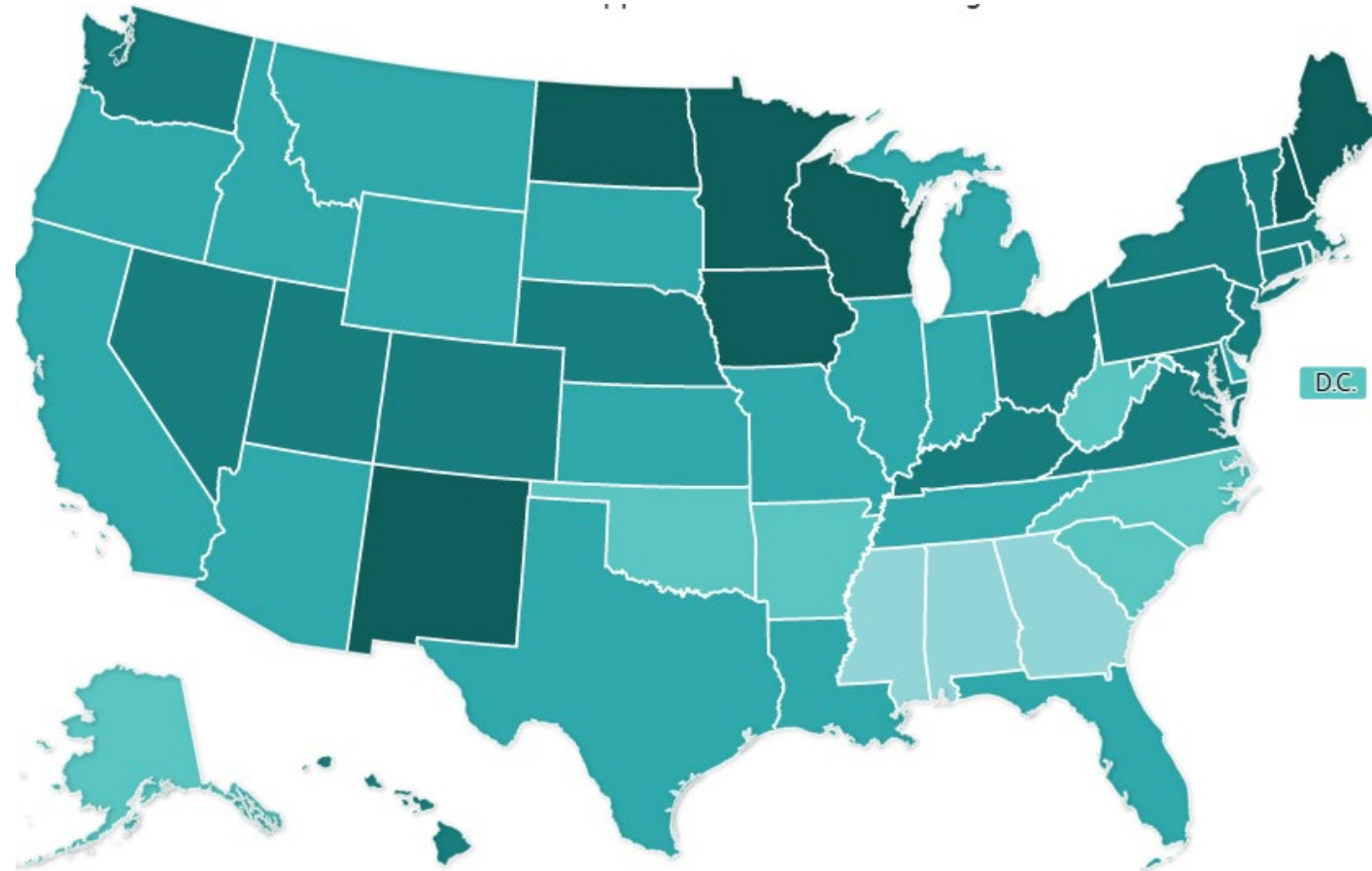
May 5, 2021

Dr. Tracie Collins

Cabinet Secretary, Department of Health



New Mexico is the most efficient vaccine distributor in the country



Progress with vaccinations

- 58.9% of New Mexicans (16+) have received at least a first shot
- 45.4% of New Mexicans (16+) are fully vaccinated

On track for 60% by June 30

- When 60% of New Mexicans (16+) have been fully vaccinated, we will graduate from the Red-Yellow-Green-Turquoise county color system.
- Native communities are sovereign and may operate according to different guidelines.

New areas of focus

- **Youth**
 - **16-17 - getting registered and vaccinated fast!**
 - 30% with at least a first shot
 - **12-15 likely eligible soon - please register your children now at vaccineNM.org**
 - Nearly 10,000 12-15-year-olds registered already
- **Smaller/more mobile events**
 - FEMA Urban Mobile Unit
 - New Mexico Equity Travel (NET) Team

Primary care providers – a key partner

- Primary care providers in a unique position to hold intimate, meaningful conversations with patients about vaccination.
- **Call your patients, encourage them to get vaccinated, and offer vaccinations to patients who are visiting your facility for other reasons.**

Primary care providers can enroll as COVID-19 vaccine providers

- <https://cv.nmhealth.org/providers/vaccines/vaccine-provider-portal/>



Thank you to our primary care providers!



Coming soon: on-site vaccination events for organizations

- Web-based request form will be available next week
- Businesses, nonprofits, religious organizations, schools, and others can request an on-site vaccination event

New Mexicans can schedule their own vaccine appointments

- VaccineNM.org
- New Mexicans can also self-schedule their boosters.

New Mexico has three vaccines. All are safe and effective.

- Please take the first vaccine you are offered.
- Vaccines, testing, and COVID-safe practices will keep more of our loved ones from being hospitalized or dying due to COVID-19.

Vaccine is free for everyone

- You do not need a Social Security Number or government ID to receive free COVID-19 vaccine, treatment, or services.



Vaccine and the immigrant community

- The state of New Mexico does NOT share immigration status information with the federal government.
- Vaccine sites are safe.

Need support getting scheduled?

- 1-855-600-3453 and press 1 (o 3 para español).
- Seniors and those with disabilities can call 1-800-432-2080 for support with registration and scheduling.
- DOH and ALTSD are also calling to schedule seniors (60+), New Mexicans with disabilities, and others who require special accommodations.

VaccineNM.org registration update

- More than 905,000 New Mexicans registered for vaccine.
- **Please register and self-schedule today.**

Got vaccine questions? We're here to listen

- If you have questions about the COVID-19 vaccines, that's perfectly okay.
- **Through town halls, our network of community health workers, and other outreach methods, DOH works to create a climate of listening and open, respectful dialogue.**
- DOH is working to provide clear, validated scientific information about COVID-19, vaccines, and related health topics.

Trusted Voices

More than 60
community
leaders share their
vaccine
experiences:

[VaccineNM.org/facts](https://vaccineNM.org/facts)

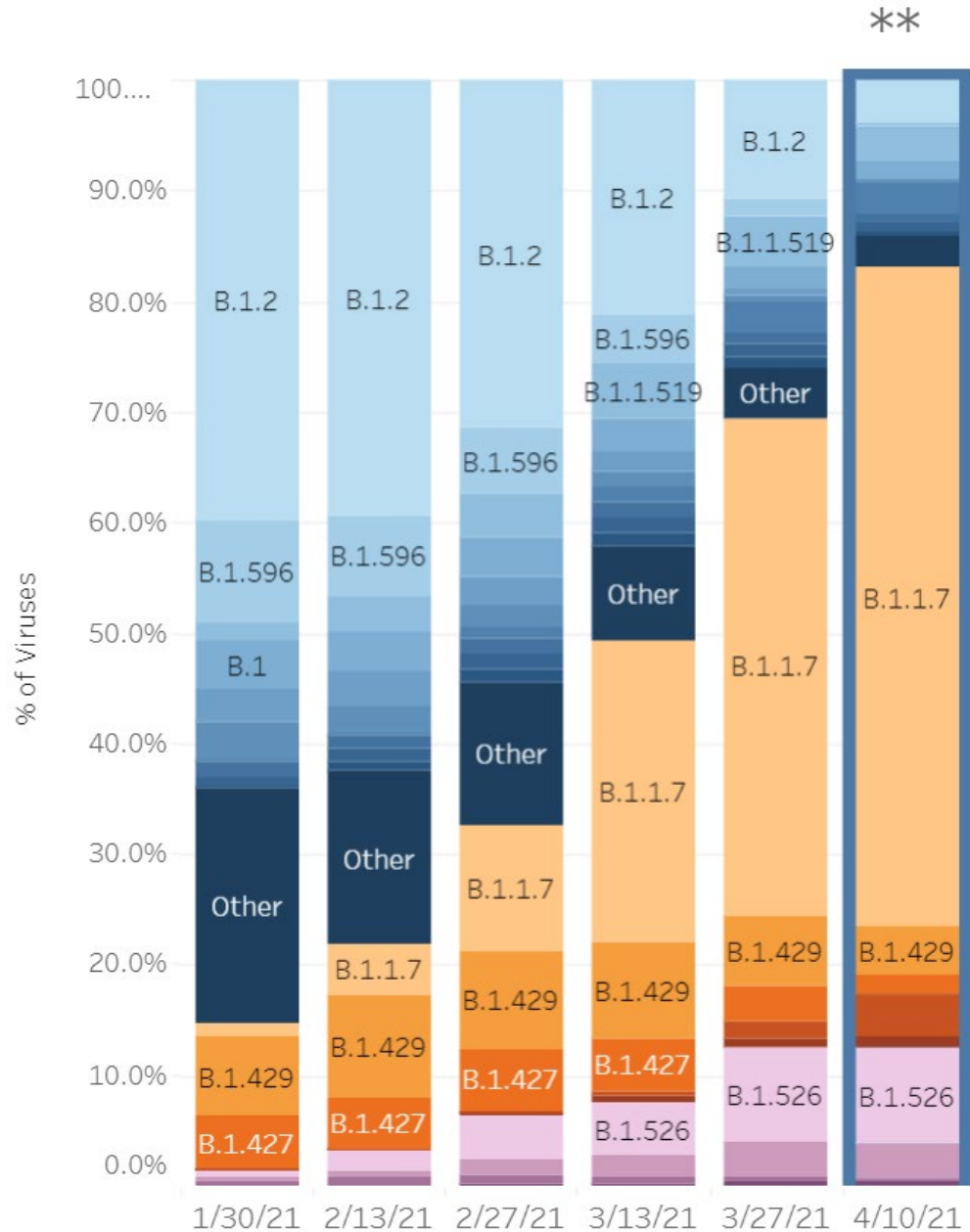
[VaccineNM.org/hechos](https://vaccineNM.org/hechos)



We're on our way, New Mexico!



SARS-CoV-2 Variants, U.S., 1/17 – 4/10, 2021, U.S. Centers for Disease Control and Prevention



COVID-19 Variants in NM, March 21- April 17, 2021* (n = 345)

Lineage	Cumulative Total	Percent
B.1.1.7 (U.K.)	158	45.8%
B.1.427/B.1.429 (CA)	74	21.4%
B.1.2 (U.S.)	16	4.6%
P.1 (Brazil)	5	1.4%
B.1.351 (S. Africa)	1	0.3%
Other lineages	91	26.7%

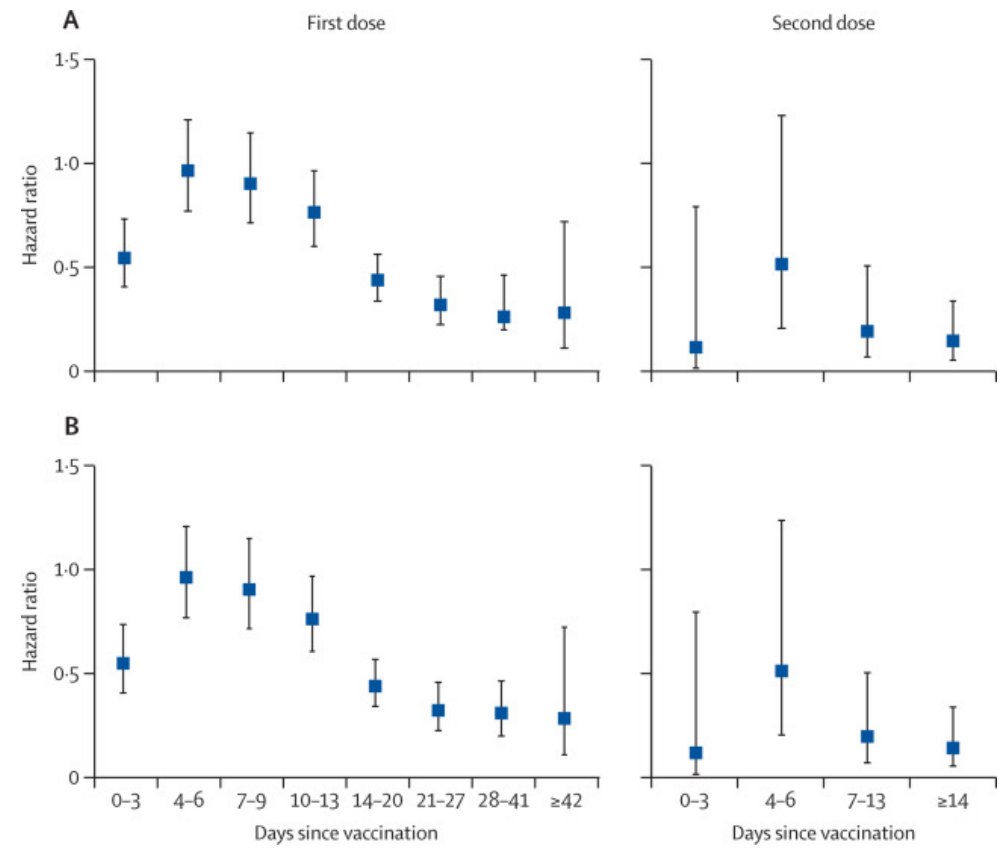
Nearly 70% of samples sequenced in NM are Variants of Concern.

Sources: left, <https://covid.cdc.gov/covid-data-tracker/#variant-proportions>; right, NM State Laboratory data as of 5/5/21. * 3 week lag in reporting cumulative totals aligns with CDC protocols. The range is based on collection date. **Most recent CDC data are subject to change as samples from that period are still being processed.

COVID-19 VACCINE COVERAGE IN HEALTH-CARE WORKERS IN ENGLAND AND EFFECTIVENESS OF BNT162B2 MRNA VACCINE AGAINST INFECTION (SIREN): PROSPECTIVE, MULTICENTRE, COHORT STUDY

THE LANCET

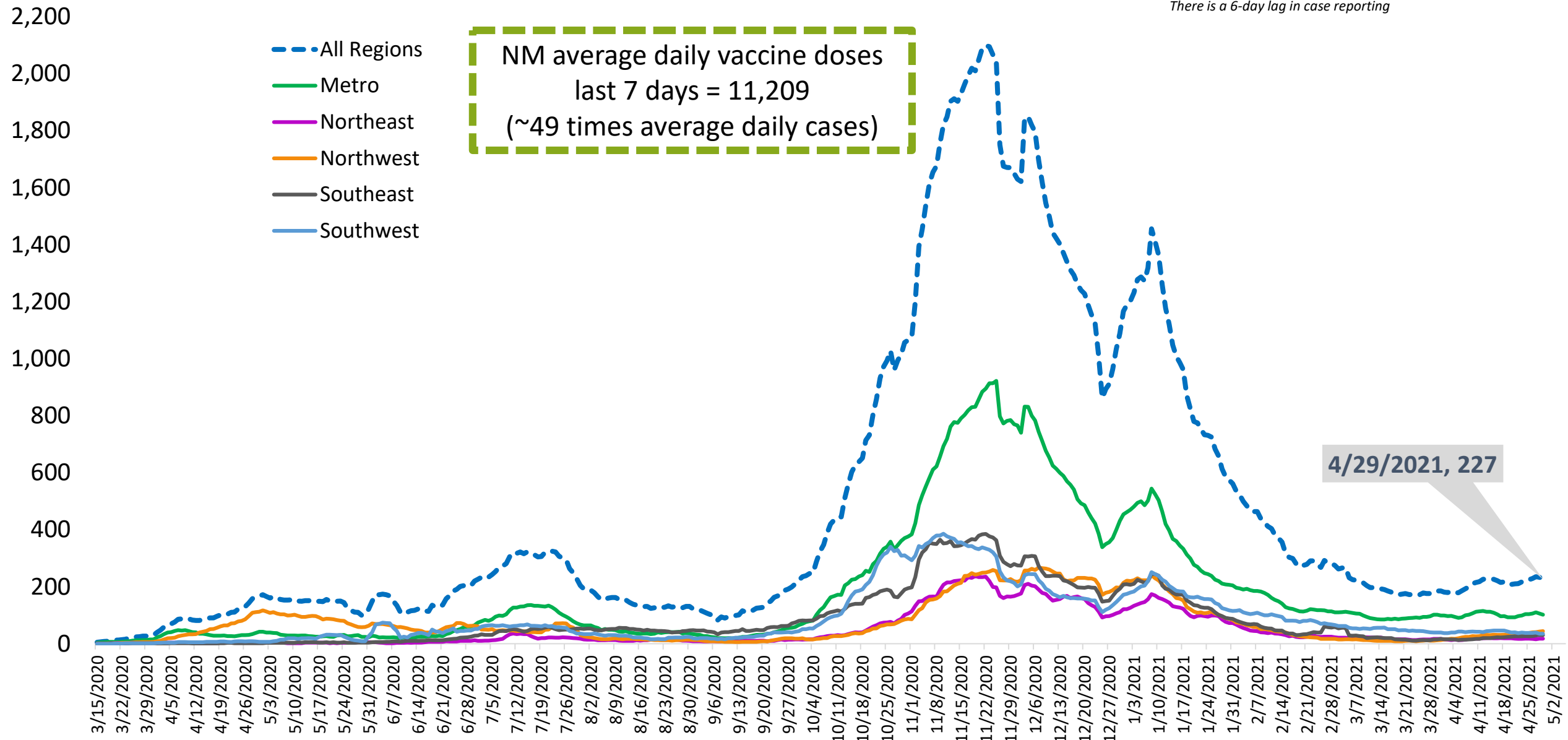
- Study enrolled staff working in publicly-funded hospitals in U.K. (n = 23,324 participants from 104 sites).
- Single dose of BNT162b2 vaccine showed vaccine effectiveness of 70% 21 days after first dose and 85% 7 days after two doses.
- Cohort vaccinated when dominant variant in circulation was B.1.1.7.



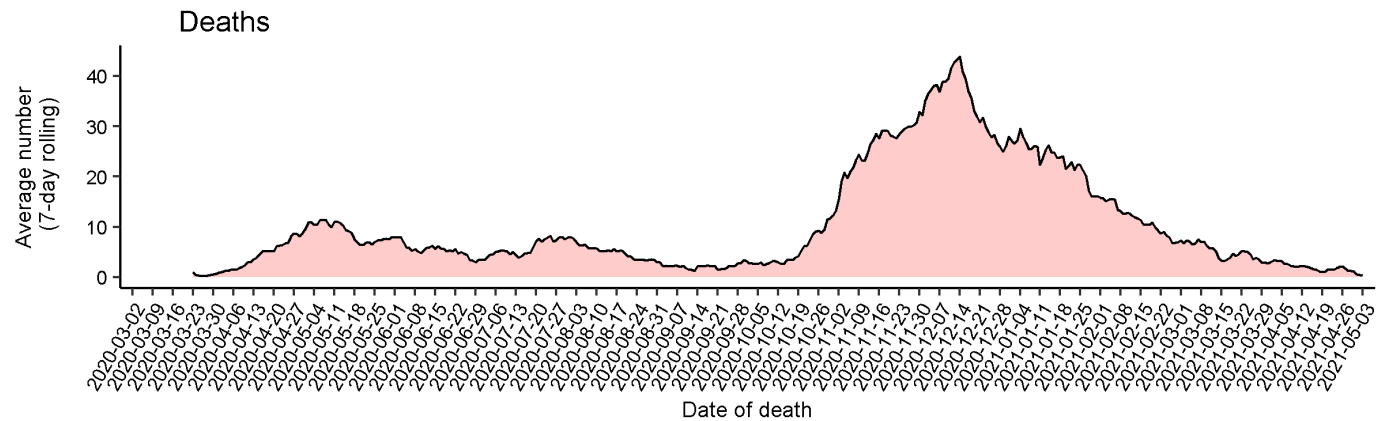
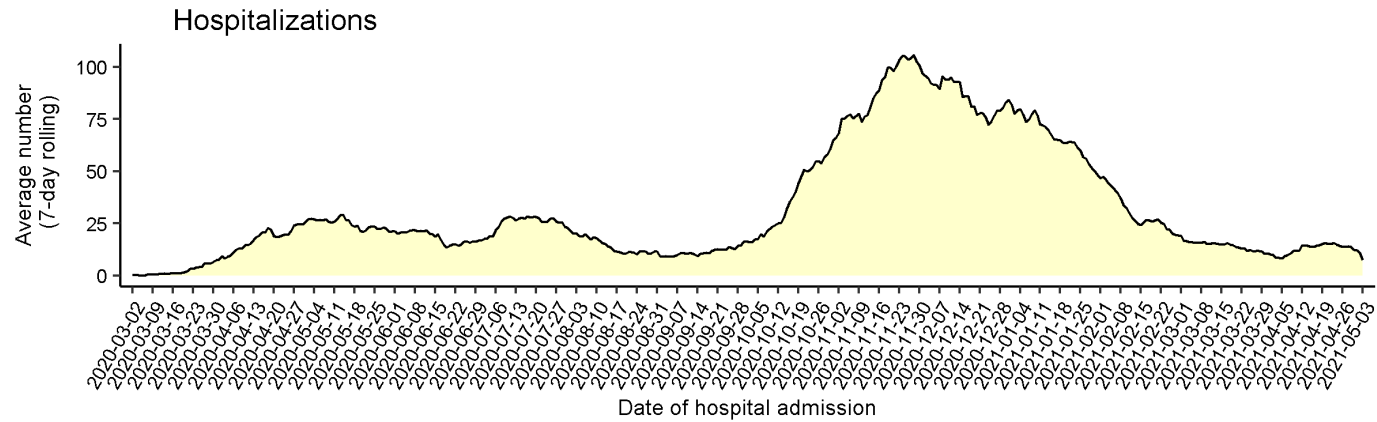
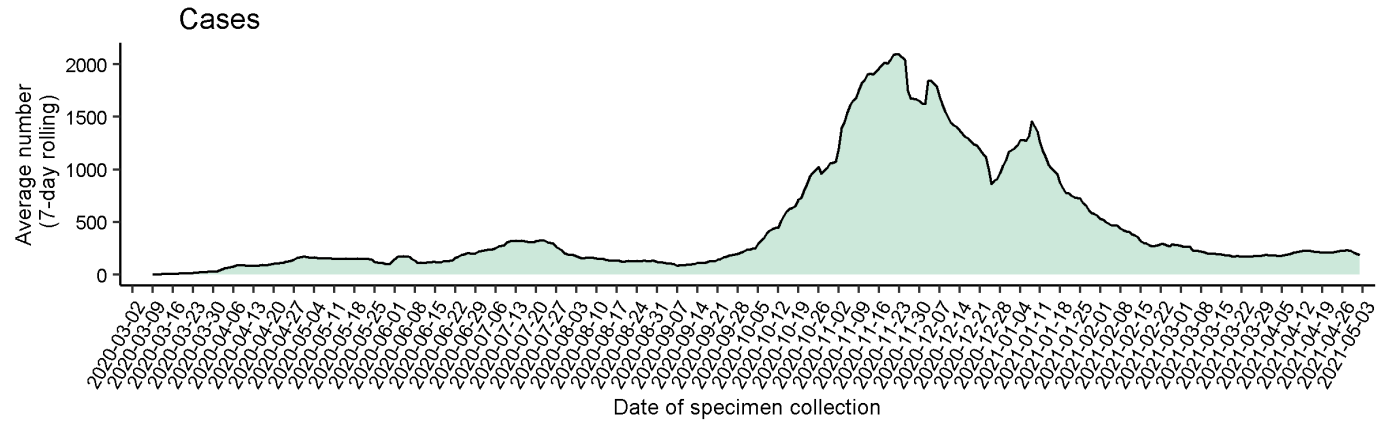
Adjusted hazard ratios at post-vaccination intervals in (A) full cohort (n=23,324) and (B) negative cohort (n=15,121), Dec 7, 2020 to Feb 5, 2021

7-Day Average of Daily COVID-19 Positive Cases by Date of Specimen Collection, NMDOH Regions 5/5/2021

Source: New Mexico Department of Health
There is a 6-day lag in case reporting



Average number (7-day rolling average) of cases, hospitalizations, and deaths over time



Note: Cases, hospitalizations, and deaths may not yet be reported in 7 or more days.

As of 5/3/21



RED YELLOW GREEN TURQUOISE CHANGES

	Previous metrics	Current metrics
Number of Metrics	2	3
1. 14-day average daily case rate per 100,000 population	≤8	≤10
2. 14-day average percent positivity of SARS-CoV-2 tests	≤5%	≤7.5%
3. Cumulative completed vaccination rate per eligible population	N/A	40% and increases every 2 weeks by 5%
Small County Population (assumed population for first two metrics)	6,250	6,250
Number of metrics needed to be met for:		
• Turquoise	2 x 2 periods	3 (or 2 x 2 periods)
• Green	2	2
• Yellow	1	1
• Red	0	0
Timeframe for calculations for Red , Yellow , and Green	2 weeks	2 weeks
Timeframe for calculations for Turquoise	2 weeks	4 weeks

RYGT-associated activities at county level do not change. Criteria may differ for tribal communities.

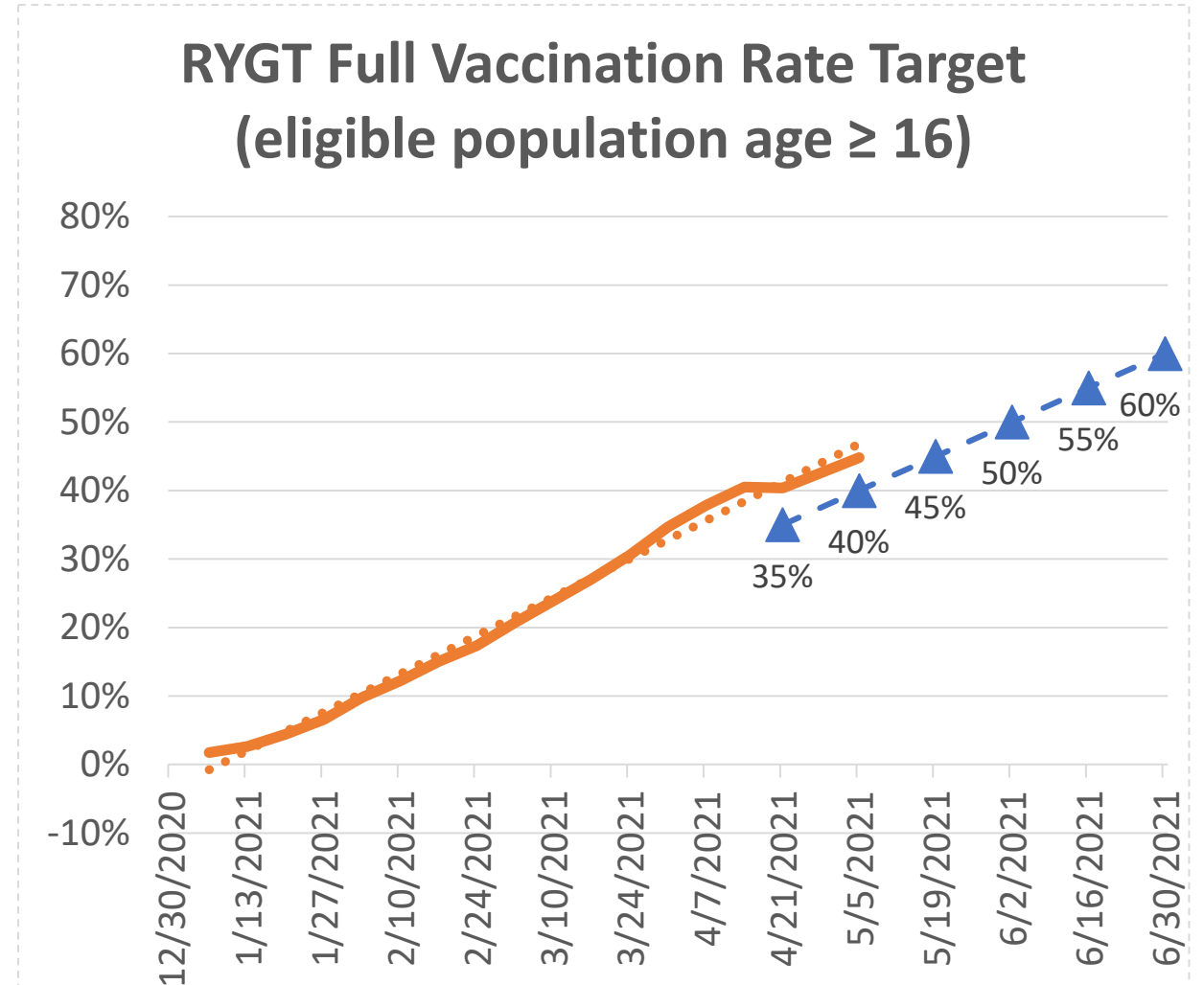
PUBLIC HEALTH GATING CRITERIA FOR REOPENING NM

Criterion	Measure	Gating Target	Current Status
Spread of COVID-19	Rate of COVID-19 Transmission (10-day Rolling Average)	1.05 or less	1.05 on 5/2/21
	NM daily cases (7-day rolling average)	210 or less	227 on 4/29/21
Testing Capacity: general and targeted populations*	Number of tests per day (7-day rolling average)	5,000 / day	8,854 on 5/2/21
	Test Positivity Rate (7-day rolling average)	7.5% or less	3.3% on 5/2/21
Case Investigation and Isolation, Contact Tracing and Quarantine	Time from positive test result to: -case investigation and isolation	24 hrs	Week ending 4/30 = 19
	-contact tracing for quarantine	36 hrs	Week ending 4/30 = 27
Statewide Health Care System Capacity	Availability of scarce resources in 7 Hub Hospitals: -Adult ICU beds occupied	439 or less	261 on 5/4/21

These measures are updated **weekly** on Tuesdays

CONQUERING COVID: NEW FULL VACCINATION RATE METRIC

- Based on *completed* vaccinations (one J&J or two Pfizer or Moderna).
- Numerator: cumulative number final dose State Vaccines + Federal Vaccines administered to county residents ≥ 16 years old.*
- Denominator: county population eligible for vaccine = ≥ 16 years old.*
- If a county is at or above every-two-week target, then it “meets” the metric.
- Target increases by 5% every 2 weeks = 42,015 New Mexicans fully vaccinated per week.

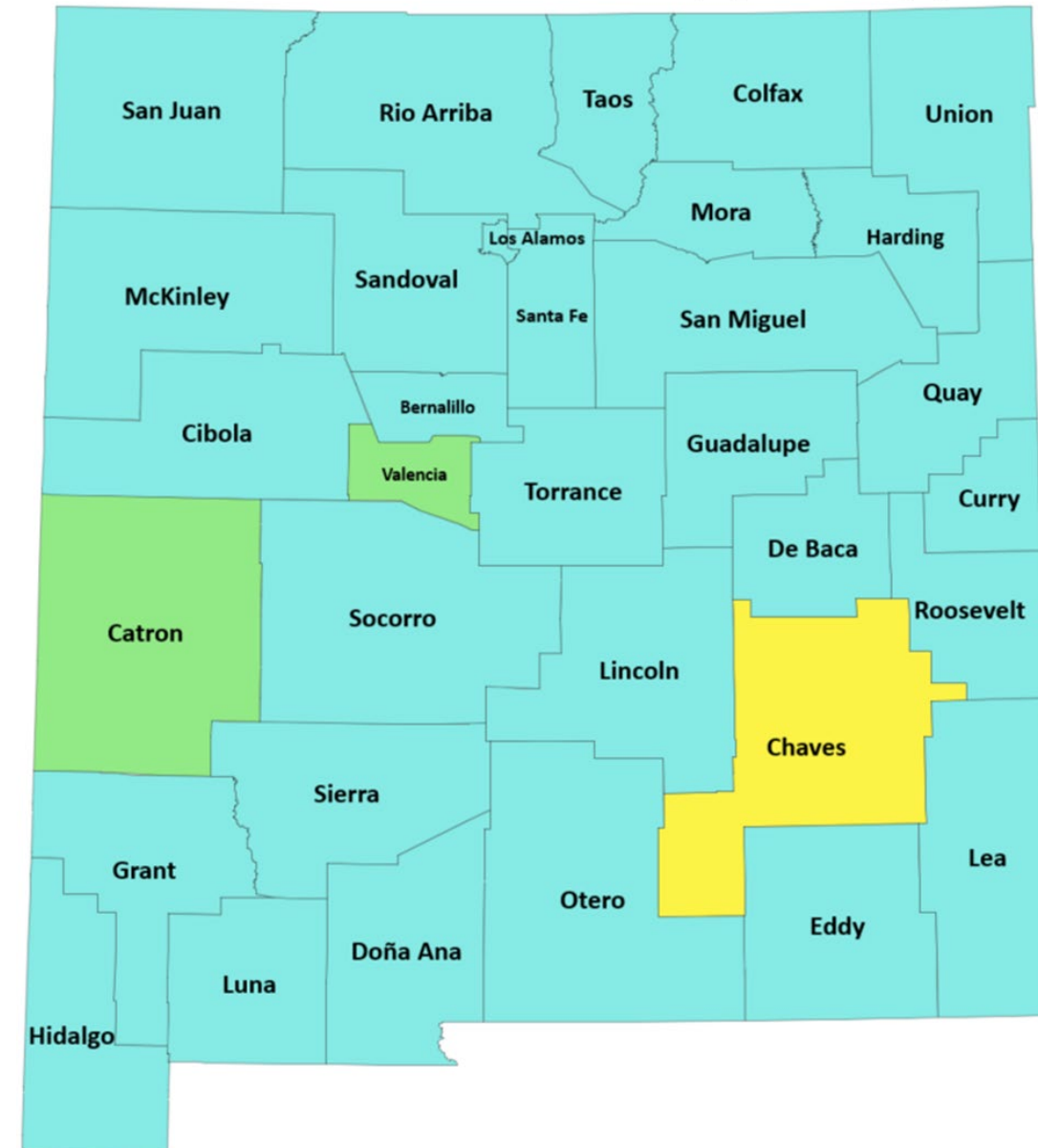


*Will NOT change with new eligible populations.

NM COVID-19 COUNTY UPDATE

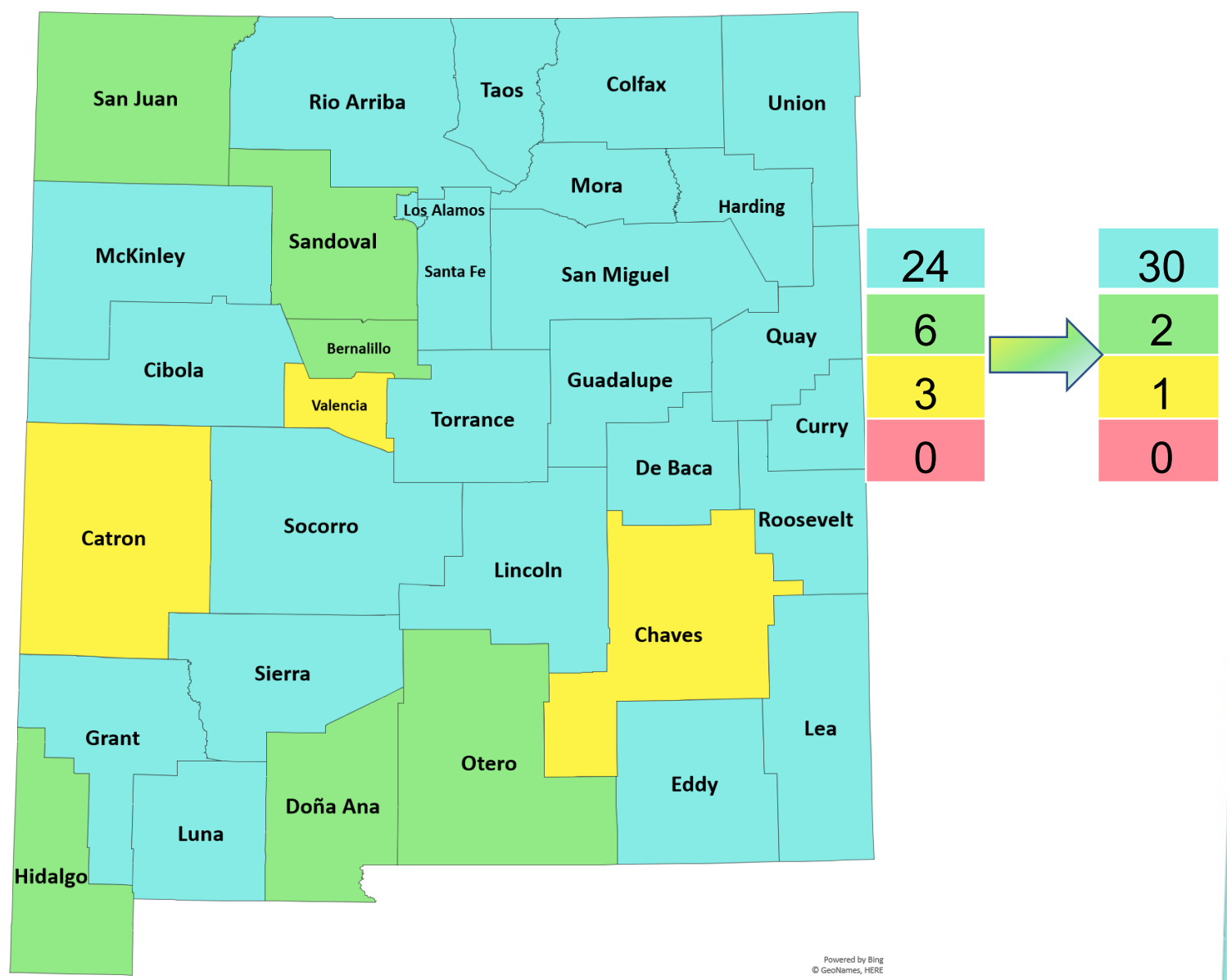
- Almost all of NM is Turquoise!
- Incorporating vaccination criterion is benefiting many counties.
- We all have a role to play to get vaccinated- let's keep up the momentum and stay Turquoise as vaccination thresholds rise.

COVID-19 Risk Levels according to Daily Case Rates, Test Positivity, and Vaccination Rates - New Mexico Counties, April 20 - May 3, 2021

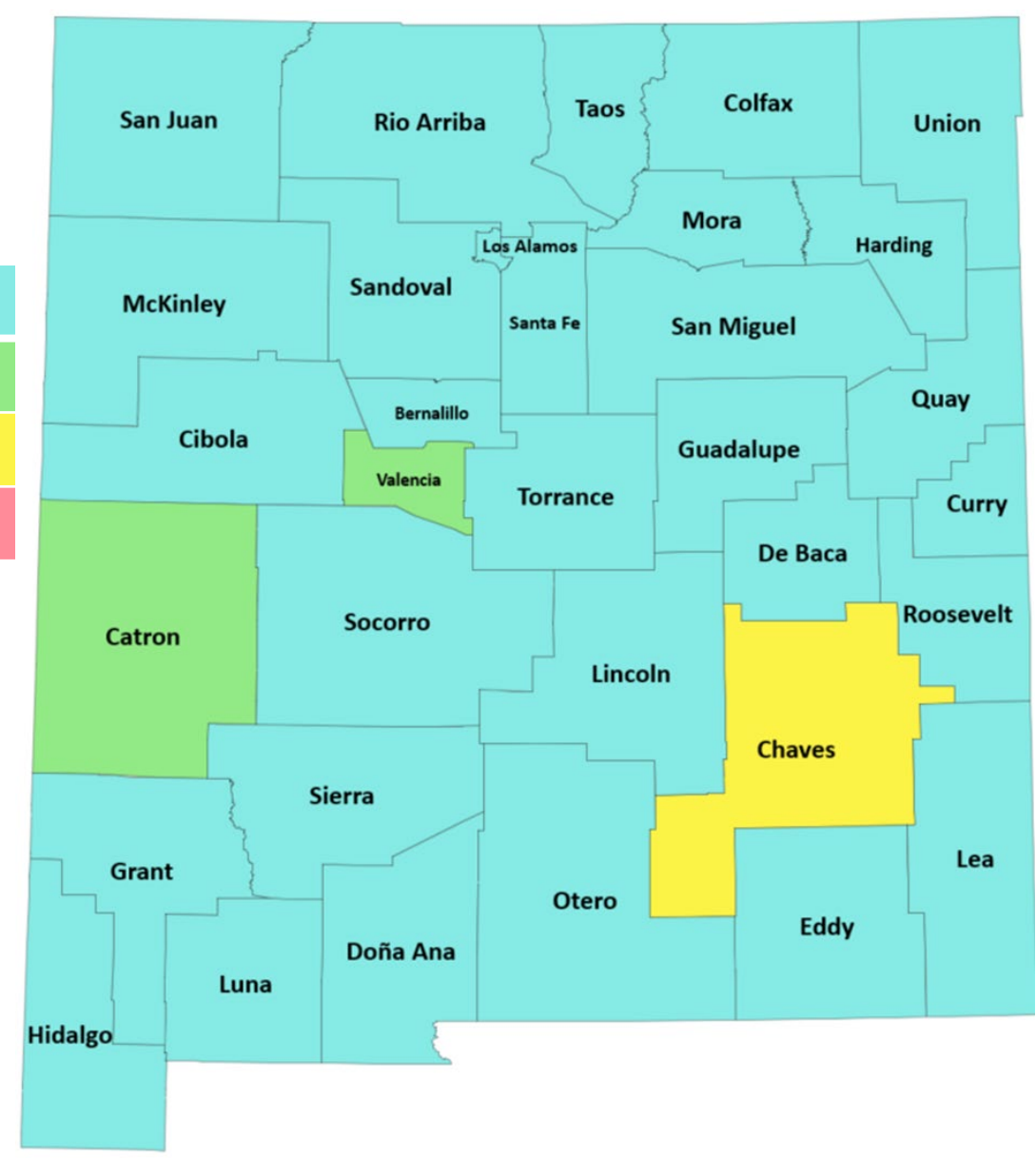


Data for both cases and tests include 14 complete days of data during period and exclude cases among inmates in state and federal corrections and detention centers. Tests: Lab record created in previous 14 days, specimen collection in previous 14 days from lab record created. Cases: Case investigation created within previous 14 days, specimen collection within 14 days of case creation. Due to instability in 14-day rates experienced by small counties, DOH uses 6250 population for counties with less than 5000 population. Those counties are: Catron, De Baca, Guadalupe, Harding, Hidalgo, Mora, and Union. County vaccination rates based on completed vaccinations reported by providers to State Immunization Information System or by Federal Agencies through the U.S. Department of Health and Human Services.

COVID-19 Average Daily Case Rates, Test Positivity, and Vaccination Rates by County, 4/6, – 4/19, 2021



COVID-19 Average Daily Case Rates, Test Positivity, and Vaccination Rates by County 4/20, – 5/3, 2021



Powered by Bing
© GeoNames, HERE

RYGT FRAMEWORK BEFORE AND AFTER CHANGES (BASED ON 5/5/2021 REPORT)

COVID-19 Average Daily Case Rates and Test Positivity, Vaccination Rates NM Counties, April 20, – May 3, 2021

Bernalillo	Current Value	4/30 Report	5/5 Report
Cases/day/100,000	11.7		
Test Positivity	3.08%	✓	✓
Full Vaccine %	47.0%	✓	✓
Vaccine Target		35%	40%
Color	Green	Green	Turquoise

County	Adjusted Population Count	Number of Cases (14 days)	Number of Cases + Negative Tests (14 days)	Average Daily Case Rates (Target: ≤10/100,000 people/day)	Test Positivity (Target: ≤7.5%)	Vaccination Rate (Target: at or above 40%)	Next Evaluation Date
McKinley	70330	62	2429	6.3	2.55%	63.7%	6/2/2021
Los Alamos	18856	9	756	3.4	1.19%	58.7%	6/2/2021
Cibola	26801	14	1358	3.7	1.03%	56.4%	6/2/2021
Taos	32513	12	1226	2.6	0.98%	56.1%	6/2/2021
Rio Arriba	38716	49	1518	9.0	3.23%	54.0%	6/2/2021
Sandoval	146415	180	8961	8.8	2.01%	53.8%	6/2/2021
San Juan	126122	509	6878	28.8	7.40%	53.5%	6/2/2021
Guadalupe							
*	6250	3	188	3.4	1.60%	51.7%	6/2/2021
Santa Fe	149635	145	6752	6.9	2.15%	50.5%	6/2/2021
Colfax	11903	11	539	6.6	2.04%	49.0%	6/2/2021
Sierra	11076	21	711	13.5	2.95%	48.6%	6/2/2021
Grant	27862	26	1570	6.7	1.66%	48.6%	6/2/2021
San Miguel	27969	10	2343	2.6	0.43%	48.4%	6/2/2021
Mora*	6250	1	116	1.1	0.86%	48.3%	6/2/2021
Socorro	17193	13	3606	5.4	0.36%	48.1%	6/2/2021
Bernalillo	679590	1117	36247	11.7	3.08%	47.0%	6/2/2021
Luna	24444	42	1385	12.3	3.03%	45.5%	6/2/2021
Dona Ana	218836	302	8329	9.9	3.63%	43.6%	6/2/2021
Lincoln	19860	52	950	18.7	5.47%	42.8%	6/2/2021
Union*	6250	3	148	3.4	2.03%	40.9%	6/2/2021
Hidalgo*	6250	2	111	2.3	1.80%	39.3%	6/2/2021
Harding*	6250	0	14	0.0	0.00%	36.5%	6/2/2021
De Baca*	6250	9	65	10.3	13.85%	35.9%	6/2/2021
Otero	67700	80	2735	8.4	2.93%	33.7%	6/2/2021
Quay	8396	31	202	26.4	15.35%	31.7%	6/2/2021
Lea	71570	24	1547	2.4	1.55%	31.3%	6/2/2021
Curry	49915	62	1353	8.9	4.58%	29.4%	6/2/2021
Eddy	58252	79	2295	9.7	3.44%	27.8%	6/2/2021
Torrance	15923	27	496	12.1	5.44%	27.6%	6/2/2021
Roosevelt	19901	53	485	19.0	10.93%	23.4%	6/2/2021
Valencia	75427	101	3759	9.6	2.69%	38.0%	5/19/21
Catron*	6250	3	48	3.4	6.25%	32.0%	5/19/21
Chaves	64104	105	2470	11.7	4.25%	31.1%	5/19/21

WE MUST REMAIN VIGILANT - THE VIRUS IS CHANGING!

- **Get registered. Get vaccinated.**
- New COVID variants are spreading more rapidly and resist treatments.
- Get tested if you think you have COVID-19 or have been exposed to someone who is positive.
- If you have COVID-19, learn if you're eligible for monoclonal antibody treatment.
- We ALL need to stay committed to fighting the virus for several more months.

CASE COUNTS REMAIN TOO HIGH.

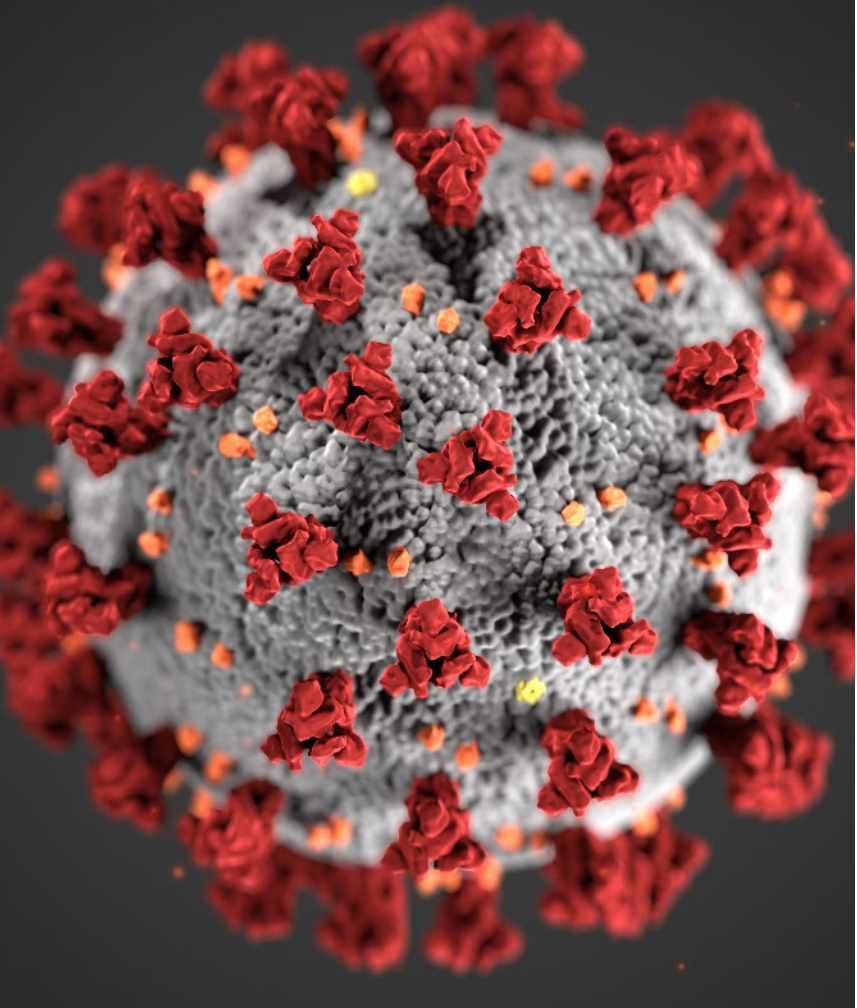
WE ALL STILL MUST FIGHT THE VIRUS.

- Stay at home.
- Wash hands, clean surfaces, cough into tissue/elbow.
- **Everyone** needs to wear face coverings in public.
- Maintain social distancing (minimum 6 feet).



IT'S TIME TO
**#TAKE
 YOUR
 SHOT**
 REGISTER AT
VACCINENM.ORG





QUESTIONS

INVESTING FOR TOMORROW, DELIVERING TODAY.