

# How to use the South Carolina WIC Mobile App



# Welcome to eWIC!

Access your WIC benefits with the new WIC Mobile App!  
Registering is easy. All you need is an active eWIC card to:


- View details on upcoming appointments
- Receive notifications for expiring benefits
- Access WIC resources and eWIC information
- And more!

## Register Your Account

1. Download the South Carolina WIC Mobile App from your app store

*The app is available for Android and iOS.*

2. Open the App from a mobile phone or tablet.
3. Select **“Register.”**
4. Enter a valid email address and create a unique password. Retype the password in the *“confirm password”* field.
5. Enter the 16-digit card number located on the front of your card in the *“eWIC card number”* field.
6. In the *“cardholder birth date”* field, enter the cardholder’s date of birth.
7. Enter the cardholder’s zip code in the *“mailing address zip code”* field.
8. Click **“Register”** at the bottom of the screen.



**!**  
You only need to register once. When you return to the app, you will log in using your email and password.

## Benefits of Using the Mobile App

Congratulations on successfully setting up your WIC mobile app account! You will see an image of your eWIC card and several icons to navigate through the app.

**By using this app, you will be able to:**



**plus:**

**Receive** notifications for upcoming appointments and expiring benefits

**Access** additional WIC resources and eWIC information

**Submit** a UPC to the State for consideration as a WIC approved food

**!**  
Return to the homepage by selecting the menu bar in the upper left corner and then “home.”

# Viewing Your Appointments

Select **"Appointments"** from the home screen to view a calendar of all scheduled appointments.



# Accessing Your Benefits

1. Select the **"Benefits"** icon to view the remaining balance on your card during the given timeframe.

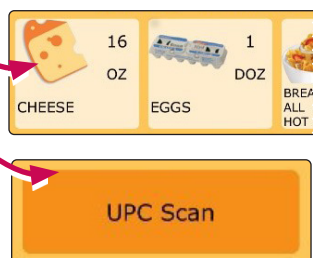
*Icons will show categories of food and quantities available to purchase.*



2. Click on the icon for each category to see products that are approved and which items are not approved.


3. Select **"UPC Scan"** to scan a barcode to see if the item is WIC approved.

*Please select "ok" to allow SC WIC to access your camera and proceed with scanning the selected item.*




# Scanning a UPC

The UPC scanner can also be accessed from the homepage by selecting the **"UPC Scan"** icon.



1. Hold the mobile device's camera up to the barcode and allow the camera to scan it.
2. After a few seconds, the app will tell you if the food item is or is not WIC approved.

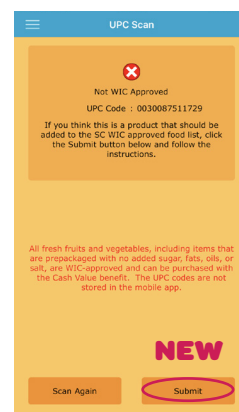
*Select "Scan Again" to scan additional items or select submit to submit a food item to the State for consideration.*



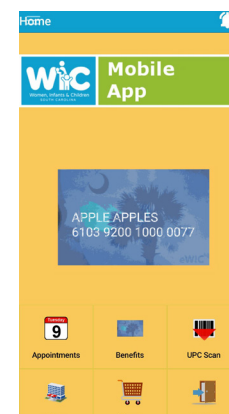
# Submitting a UPC

Click **"Submit"** to send a UPC to the State for consideration as a WIC approved food.

**!**  
*Please note, your WIC identification number will be provided to the State when a UPC is submitted for review.*

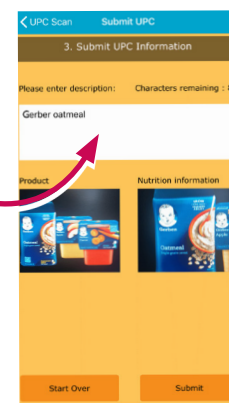


1. Press **Continue**
2. Take a clear picture of the front of the product and select **"Confirm"** or **"Retake"** if a picture needs to be retaken.
3. Take a clear picture of the Nutrition Facts with the ingredients and select **"Confirm"** or **"Retake"** if a picture needs to be retaken.



Enter the product description. On this screen you will also be able to preview the pictures you took of the front of the item and its Nutrition Facts.

1. In the description box type in additional details about the item you are submitting.  
*Make sure to include the name of the product.*
2. Select **"Start Over"** to redo the entire process or click **"Submit"** to send the item for review.





**Note:** All submitted items must be nutritious and based on the Dietary Guidelines for Americans and federal WIC regulations (7 CFR Part 246.10). You can visit <https://www.fns.usda.gov/wic/wic-food-packages-regulatory-requirements-wic-eligible-foods> to learn what qualifies the items you submit.

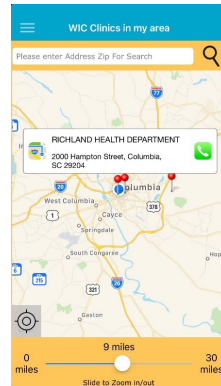
## Finding Clinics



1. On the homepage, select “**Clinics**” to view nearby clinics.

*Please select “ok” to allow the app to access your current location while using the app.*

*Allowing the app to use your current location is optional. You can manually enter an address and search for clinics by using the search bar located at the top of the page.*

2. A blue dot will appear on a map showing your current location along with red pins indicating the locations of nearby clinics.
3. Tap a red pin to see additional information about the clinics shown.
  - Click the  **map icon** on the left side of the pop-up box to receive directions to the selected clinic.
  - Click the  **green phone icon** on the right side of the pop-up box to call the selected clinic.
4. If **no red pins** appear, there are not any clinics within the selected range of distance. Use the slider bar below the map to adjust the range.



- Click the  **map icon** on the left side of the pop-up box to receive directions to the selected store.
  - Click the  **green phone icon** on the right side of the pop-up box to call the selected store.
4. If **no green pins** appear, there are not any stores within the selected range of distance. Use the slider bar below the map to adjust the range.

## Logging Out

Select the “**Logout**” icon from the homepage to logout before leaving the app. Select “**Yes**” to logout.

**If you are having an issue with the mobile app, please call your local WIC office.**

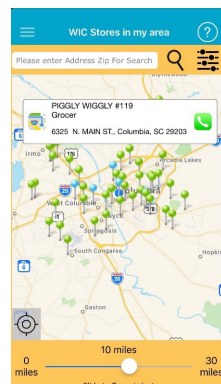
## Finding Stores

1. Select the “**Stores**” icon from the homepage.

*Please select “ok” to allow the app to access your current location while using the app.*

*Allowing the app to use your current location is optional. You can manually enter an address and search for stores by using the search bar located at the top of the page.*

2. A blue dot will appear on a map showing your current location along with green pins indicating the locations of nearby stores.
3. Tap a green pin to see additional information about the stores shown.



**You can learn more about eWIC at [www.scdhec.gov/ewic](http://www.scdhec.gov/ewic)**



Women, Infants & Children  
SOUTH CAROLINA

[www.scdhec.gov/ewic](http://www.scdhec.gov/ewic)

natural **Nutrition**  
breastfeed for the best start



Healthy People. Healthy Communities.