

DEPARTMENT OF THE ARMY
U.S. Army Corps of Engineers
441 G Street, NW
Washington, DC 20314-1000

CECW

EC 11-2-225

Engineer Circular
No. 11-2-225

EXPIRES 31 MARCH 2023
Civil Works Direct Program Development Policy Guidance

1. Purpose. This Engineer Circular (EC) provides policy guidance for the development and submission of the Corps of Engineers direct Civil Works (CW) Budget for Fiscal Year (FY) 2024 and Allocation Strategy for FY2023. In addition to this EC, the U.S. Army Corps of Engineers (USACE) CW Annual Program Development Manual will provide specific guidance for how project data is developed and managed for use in developing the CW Program.
2. Applicability. This EC applies to all USACE Headquarters elements, Major Subordinate Commands, districts, and field operating activities having CW Program responsibilities. Specifically excluded from this guidance are mandatory program activities, such as those funded by Permanent Appropriations and the Coastal Wetlands Restoration Trust Fund.
3. Distribution Statement. Approved for public release; distribution is unlimited.

FOR THE COMMANDER:



ALVIN B. LEE
Director of Civil Works

DEPARTMENT OF THE ARMY
U.S. Army Corps of Engineers
441 G Street NW
Washington, D.C. 20314-1000

*EC 11-2-225

CECW-ID

Engineer Circular
No. 11-2-225

31 March 2022

EXPIRES 31 MARCH 2023
Civil Works Direct Program Development Policy Guidance

TABLE OF CONTENTS

| PARAGRAPH | Page |
|---|------|
| 1. Purpose | 5 |
| 2. Applicability | 5 |
| 3. Distribution Statement | 5 |
| 4. References | 5 |
| 5. Records Management (Recordkeeping) Requirements..... | 5 |
| 6. Conventions | 5 |
| 7. General Guidance | 5 |
| 8. Program Development Timeline | 11 |
| 9. Organization and Management of the Budget and Allocation Strategy Data..... | 14 |
| 10. Roles and Responsibilities | 20 |
| 11. Budget Policy..... | 21 |
| 12. Special Policy, Guidance and Initiatives for FY24 | 23 |
| 13. Performance Based Budgeting..... | 29 |
| 14. New Starts, New Investment Decisions, and Continuing Studies and Projects | 30 |
| 15. Contracts and Budget Development..... | 32 |
| 16. Out Year Funding Streams for Civil Works Programs | 34 |
| 17. Cost Estimating for Civil Works Studies/Projects..... | 36 |
| 18. Project Economics..... | 37 |
| 19. Prioritizing Work Packages..... | 39 |
| 20. Justification Materials | 39 |
| 21. Certification and Verification Compliance Requirements..... | 46 |
| 22. Change Management..... | 48 |

* This circular supersedes EC 11-2-224, dated 31 March 2021

| APPENDICES | Page |
|---|------|
| Appendix A – References | 85 |
| Appendix B – Investigations and Mississippi River and Tributaries | |
| Investigations | 91 |
| Appendix C – Construction and MR&T Construction | 121 |
| Appendix D – Operation and Maintenance and MR&T Operation & Maintenance | 181 |
| Appendix E – Expenses | 233 |
| Appendix F – Regulatory | 239 |
| Appendix G – Formerly Utilized Sites Remedial Action Program | 249 |
| Appendix H – Revolving Fund Plant Replacement and Improvement Program | 261 |
| Appendix I – Remaining Items..... | 269 |

TABLE LIST

| | |
|--|-----|
| Table 1 – Data Field Source..... | 7 |
| Table 2 – Submittal Due Dates for FY23 Budget..... | 14 |
| Table 3 – Approval Authorities for Contracts | 35 |
| Table 4 – Cost Estimate Update Rates Sample | 50 |
| Table 5A – Investigations Realistic Workflow and Funding Schedule | 51 |
| Table 5B – Construction Realistic Workflow..... | 52 |
| Table 6A – Category, Class, Subclass Codes (CCS Codes)..... | 55 |
| Table 6B – Phase Activity Codes | 63 |
| Table C-3. – USACE Dam Safety Action Classification (DSAC) | 139 |
| Table C.4.a. – Applicable Discount Rates in Effect-when Initial Funds were | |
| Appropriated | 159 |
| Table C-4.b. – Carry-in Data Table | 161 |
| Table C-6 – Inclined Information | 179 |
| Table D-2-1. – Operational Condition Assessment (OCA) Rating Conversion to | |
| Condition Classification..... | 186 |
| Table D-2-2. – Relative Risk Ranking Matrix for Business Lines Excluding Navigation | |
| (NAV) and Hydropower (HYD)..... | 186 |
| Table D-4 – Requirements for a Group of Linked Work Packages..... | 202 |
| Table D-5-1. – Relative Risk Index/Bridge Safety Action Classification Matrix..... | 213 |
| Table D-5-2. – OCA Definitions for WCC | 217 |
| Table D-5-3. – Environmental Stewardship Consequence Rating Criteria | 218 |
| Table D-6-1. – Operation Work Category Code Matrix..... | 228 |
| Table D-6-2. – Maintenance Work Category Code Matrix..... | 229 |
| Table D-7-1. – Matrix of the National Program J-Sheet Proponents | 231 |
| Table D-7-2. – Matrix of the National Program J-Sheets Proponents..... | 232 |
| Table F-1. – Mission Success Criteria | 241 |
| Table F-2. – Categories of Work Within Regulatory | 241 |
| Table F-3. – Division/District: Example Funding Summary (\$000) | 248 |
| Table F-4. – District: Example ((\$000) 500 Account..... | 248 |
| Table F-5. – Division/District: Funding Summary (\$000) for Studies/District Proposals | |
| (300 account) to support National Level Initiatives (LOE)..... | 248 |

| | |
|---|-----|
| Table G-1 – FUSRAP Environmental Performance Measures | 250 |
|---|-----|

| FIGURE LIST | Page |
|--|------|
| Figure 1 – The Civil Works Program/Budget Cycle | 12 |
| Figure 2 – Construction funding schedule | 54 |
| Figure 3A – Certification of Compliance with Coastal Barrier Resources Act..... | 72 |
| Figure 3B – Certification of Compliance with Coastal Barrier Resources Act..... | 74 |
| Figure 3C – Management Control Evaluation Checklist | 75 |
| Figure 3D – Certification of Use of Management Control Evaluation Checklist..... | 80 |
| Figure 3E – Verification of Compliance with ER 1105-2-100 for BCR Updates..... | 81 |
| Figure 3F – Justification Sheet (J-Sheet) Certification of Legal Review | 82 |
| Figure B.1. – New Start Study | 110 |
| Figure B.2. – New Phase Study | 112 |
| Figure B.3. – Cost-Shared Feasibility Study..... | 114 |
| Figure B.4. – Full Federal Feasibility Expense Study | 116 |
| Figure B.5. – Preconstruction Engineering and Design..... | 118 |
| Figure C-4a – Remaining Benefit Cost Ratio (RBRCR) Summary Sheet..... | 145 |
| Figure C-4b – Calculation of RBRCR for Non-Beach Nourishment Projects Instructions..... | 146 |
| Figure C-4c – Calculation of RBRCR for Non-Beach Nourishment Project Example .. | 149 |
| Figure C-4d – Calculation of RBRCR for Beach Nourishment Projects Instructions ... | 150 |
| Figure C-4e – RBRCR For Beach Nourishment Projects Example | 153 |
| Figure C-4f – Final Division Summary RBRCR List..... | 154 |
| Figure C-4g – BCR Calculation for Budget Submittal Worksheet..... | 155 |
| Figure C-4h – BY (J-Sheet)..... | 162 |
| Figure C-4i – New Construction Checklist..... | 173 |
| Figure C-4j – Project Status Map Template..... | 174 |
| Figure D-2-1 – Links between Budgeting and Execution Systems | 188 |
| Figure D-3-1 – Operation and Maintenance (O&M) 20/20 Budget Development Framework..... | 190 |
| Figure D-3-2 – Funding Buckets..... | 191 |
| Figure D-3-3 – Level of Performance | 193 |
| Figure D-3-4.1 – Certificate of Legal Environmental Requirement Template | 197 |
| Figure D-4-1 – O&M Budget Development Process..... | 199 |
| Figure D-4-2 – Prioritization Framework Values..... | 204 |
| Figure E-1 – Non-Labor Requirements..... | 237 |
| Figure G-1 – FUSRAP (J-Sheet) Template | 260 |
| Figure H.1. – ENG Form 4613-R Major Item New Start | 263 |
| Figure H.2. – ENG Form 4943 PRIP Plant Item J-Sheet Funding Request..... | 265 |
| Figure H.3. – ENG Form 1978 Five Year Plan | 267 |
| Figure I-1. – Funding and Execution Road Map for Remaining Item Proponents..... | 274 |
| Figure I-2.1 – Civil Works Remaining Item (J-Sheet) Template..... | 275 |
| Figure I-2.2 – Sample Civil Works Remaining Item (J-Sheet) | 276 |
| Glossary | 339 |

1. Purpose. This Engineer Circular (EC) provides policy guidance for the development and submission of the Corps of Engineers Direct Civil Works (CW) Budget for Fiscal Year (FY) 2024 and Allocation Strategy for FY2023. In addition to this EC, the U.S. Army Corps of Engineers CW Annual Program Development Manuals (PDM) will provide specific guidance for how project data is developed and managed for use in developing the CW Program. The PDMs are available internally at the following link: <https://team.usace.army.mil/sites/HQ-CW/PDT/budget/Manual/Forms/AllItems.aspx?RootFolder=%2Fsites%2FHQ%2DCW%2FPDT%2Fbudget%2FManual%2FFY24%2DPDM&FolderCTID=0x01200013AB984F865FC9429D8D0BA352316F1E&View=%7BA42833E2%2DB04E%2D42BE%2DA0A2%2DA01F662A2C1E%7D>.

2. Applicability. This EC applies to all US Army Corps of Engineers Headquarters (HQUSACE) elements, Major Subordinate Commands (MSC), districts and field operating activities (FOA) having CW Program responsibilities. Specifically excluded from this guidance are mandatory program activities, such as, those funded by Permanent Appropriations and the Coastal Wetlands Restoration Trust Fund.

3. Distribution Statement. This information is approved for public release, see: <https://www.publications.usace.army.mil/USACE-Publications/Engineer-Circulars/>.

4. References. See the Reference Appendix A of this EC for the list of related publications.

5. Records Management (Recordkeeping) Requirements. The records management requirement for all record numbers, associated forms, and reports required by this regulation are addressed in the Army Records Retention Schedule-Army (RRS-A).

6. Conventions. The following conventions are used for selected one-year periods. When a new Budget is released then all years advance by one.

BY = Budget Year (the FY of the Budget being developed) = FY24

BY-1 = the FY of the most recently released Budget (expected MAR 2022) = FY23

BY-2 = 2 years before BY = the FY of the current FY = FY22

BY+1 to BY+10 = FY25 to FY34

7. General Guidance. Work packages and the management of those work packages over time will be the basis for Annual Budget Development, Annual Allocation Strategy funding decisions and developing an Allocation Plan for emergency work. Work packages should be as closely aligned with how USACE receives and plans to execute the funds in the designated program years for which this guidance is applicable (such as, the allocation strategy for FY23 and budget development for FY24). Development and communication of complete, accurate information on capabilities is an important part of program development and defense. Capability information assists in the formulation of program recommendations that use funding effectively and efficiently and assists the Appropriations Committees of Congress in their decisions on allocations of

funding. Capabilities also are of interest to non-federal entities, who use them to help establish their own annual program recommendations. Therefore, providing realistic, defensible estimates of capabilities is an important responsibility of the U.S. Army Corps of Engineers during program development and defense. All work packages will be entered to the nearest \$1,000. No work package will have a value less than \$1,000.

a. For each of the programs developed in any one FY, there will be a minimum of five iterations:

(1) District/FOA Commander's Recommendation: This recommendation consists of the district's prioritized recommendation for all requirements within the district's area of responsibility. It supports funding work in the traditional accounts as has been historically supported in annual appropriations received. For this submittal there are no HQUSACE or higher authority pre-set dollar value target constraints by account or by Business Line (BL). It is submitted to the MSC to inform the MSC Commander's recommendation.

(2) MSC Commander's/FOA Recommendation: This recommendation's basis is the compilation and prioritization of each eligible work package contained within the district's recommendations. It supports funding work in the traditional accounts as has been historically supported in annual appropriations received, and, when submitted, consists of the MSC/FOA prioritized recommendation for all requirements within the MSC's area of responsibility. For this submittal there are no HQUSACE or higher authority pre-set dollar value target constraints by account or by BL. It is submitted to the HQUSACE to inform the Chief's Recommendation.

(3) Chief of Engineers Recommendation: This is the National Perspective. It supports funding work in the traditional accounts as has been historically supported in annual appropriations received. The recommendation's basis is the compilation and prioritization of each eligible work package contained within the MSC/FOA's Recommendation. While there are no pre-set dollar value target constraints imposed by account or by BL for this submittal, it will typically have two additional distinct dollar value thresholds identified that complies with guidance received from the Office of Management and Budget (OMB) or the Office of the Assistant Secretary of the Army for Civil Works, OASA(CW). These additional dollar value thresholds are typically referred to as the "Ceiling Program" and "Additional Investment" and are based on annual guidance issued by OMB. It is submitted to the ASA(CW) to inform the Army Recommendation.

Note: The timing of the issuance of this OMB guidance does not impact the prioritization and development of Budget Recommendations. It simply results in a cut line being placed within an appropriation account's recommendation. This cut line is derived based on the annual OMB guidance and the coordination of that guidance required with Army to establish the reasonable allocation of funds by appropriation.

(4) As minimum, an Excel spreadsheet containing a subset of the following data

fields (see Table 1) as designated by the source and appropriations account will be submitted to Army concurrent with the submission of the Chief of Engineers Recommendation. Table 1 will be used as the mandatory list of CW-IFD fields that Districts must populate at a minimum for HQUSACE to produce recommendations for OASA consideration, as well as increase focus on CW-IFD Data Quality. Additional data fields are required, and details can be found within the respective PDMs. Entry methods for the data fields in Table 1 are in the FY23 PDM Data Dictionary located at the bottom of the CW-IFD splash page <https://cwifd.usace.army.mil/wpapex/f?p=800:1:.....>.

**Table 1
Data Field Source**

| Data Field | Source | I and MR T-I | C and MRT -C | OM and MRT- OM | FUSR AP |
|--|--------|-----------------------|-----------------------|-------------------------|------------|
| Work Package ID | CW-IFD | X | X | X | X |
| Work Package FY ID | CW-IFD | X | X | X | X |
| Program Code | CW-IFD | X | X | X | X |
| Program Name | CW-IFD | X | X | X | X |
| Appropriation | CW-IFD | X | X | X | X |
| Business Program | CW-IFD | X | X | X | X |
| MSC | CW-IFD | X | X | X | X |
| District | CW-IFD | X | X | X | X |
| Category-Class-Subclass | CW-IFD | X | X | X | X |
| State | CW-IFD | X | X | X | X |
| Phase | CW-IFD | X | X | X | X |
| Phase Activity | CW-IFD | X | X | X | X |
| Phase Status | CW-IFD | X | X | X | X |
| Work Package Title | CW-IFD | X | X | X | X |
| Work Package Description | CW-IFD | X | X | X | X |
| Work Package Justification | CW-IFD | X | X | X | X |
| BCR@7% - NED | CW-IFD | X | X | | |
| BCR at 7% Rate - LPP | CW-IFD | X | X | | |
| Harbor/Waterway (HW) Type | CW-IFD | | X | X | |
| Eligible for Reimbursement from HMTF | CW-IFD | | X | X | |
| Prior - Relative Risk Value (1-25) | CW-IFD | | | X | |
| With BY Request Relative Risk Value (1-25) | CW-IFD | | | X | |

| Data Field | Source | I and MR T-I | C and MRT -C | OM and MRT- OM | FUSR AP |
|--|---------------------------------|---------------------------------|---------------------------------|-----------------------------------|--------------------|
| Level of Performance | CW-IFD | | | X | |
| Prioritization Framework | CW-IFD | | | X | |
| HQ RPFV | CW-IFD | | | X | |
| Reason HQ RPFV differs from Prioritization Framework | Manual entry by HQ Acct Manager | | | X | |
| Work Category Code | CW-IFD | | | X | |
| Across BLM Rank (<i>Note: HQUSACE not MSC</i>) | CW-IFD | X | X | X | X |
| HQ Rank | CW-IFD | X | X | X | X |
| Army Rank | CW-IFD | X | X | X | X |
| Capability | CW-IFD | X | X | X | X |
| Wkpg Chief's Recommendation | CW-IFD | X | X | X | X |
| Cumulative Chief's Recommendation | Formula | X | X | X | X |
| Wkpg Budget Request Army | CW-IFD | X | X | X | X |
| Cumulative Budget Request Army | Formula | X | X | X | X |
| EM Chief's Recommendation | CW-IFD | X | X | X | |
| Chief's Recommendation "O"peration | Formula | | | X | |
| Chief's Recommendation "M"aintenance | Formula | | | X | |
| EI Chief's Recommendation | CW-IFD | | X | | |
| ENF Chief's Recommendation | CW-IFD | | | | X |
| ENR Chief's Recommendation | CW-IFD | X | X | X | |
| ENS Chief's Recommendation | CW-IFD | | | X | |
| FDRR Chief's Recommendation | CW-IFD | X | X | X | |
| FDRC Chief's Recommendation | CW-IFD | X | X | X | |
| HYD Chief's Recommendation | CW-IFD | X | X | X | |

| Data Field | Source | I and MR T-I | C and MRT -C | OM and MRT- OM | FUSR AP |
|---|---------------|---------------------------------|---------------------------------|-----------------------------------|--------------------|
| NAV Coastal Chief's Recommendation | CW-IFD | X | X | X | |
| NAV Inland Chief's Recommendation | CW-IFD | X | X | X | |
| REC Chief's Recommendation | CW-IFD | X | X | X | |
| WS Chief's Recommendation | CW-IFD | X | X | X | |
| Fiscal Cycle | CW-IFD | X | X | X | X |
| Wkpg BY+1 through BY+10, BY > 10, and BY > 10 Notes (as applicable) | CW-IFD | X | X | X (SWNCP Only) | |
| Life Safety Hazard Index (LSHI) | CW-IFD | X | X | X | |
| Population at Risk (PAR) | CW-IFD | X | X | X | |
| Letter of Intent (LOI) | CW-IFD | X | | | |
| Project Description | CW-IFD | X | X | X | X |
| Project Authorization | CW-IFD | X | X | X | X |
| Total Project Cost | CW-IFD | X | X | | |
| Balance to Complete (Both Budget and Work Plan) | CW-IFD | | X | | |
| Amount from Supplemental (Work Plan Only) | CW-IFD | X | X | X | |
| Repair Estimate (Work Plan Only) | CW-IFD | | X | X | |
| Last FY Construction Funds Will Be Requested | CW-IFD | | X | | |
| Underserved | CW-IFD | X | X | X | |
| Urban or Rural | CW-IFD | X | X | X | |

(5) Army Recommendation: This recommendation's basis is the prioritized Chief of Engineer's Recommendation. It typically does not support funding work in the traditional accounts as has been historically supported in annual appropriations received. This iteration entails the movement of work packages among appropriations to align them with OMB direction on the Administration's priorities in funding [for example, study like activities, such as, Dredged Material Management Plans (DMMP), which are historically funded in Operation & Maintenance (O&M), may be moved to Investigations (I)]. Once

these revisions are coordinated with USACE to inform a revised Army prioritization, the Army Recommendation will be submitted to OMB to inform the final disposition of the USACE, CW Program Budget.

(6) USACE CW Program Budget: This recommendation's basis is the Army Recommendation and may undergo further review and re-prioritization by OMB Water and Power Branch based on their information and guidance received internal to OMB. This version is the USACE CW Program Budget and becomes an integral part of the President's Annual Budget which is typically released on the first Monday in February (7 February 2023) prior to the budget year beginning on 01 October 2023. The most recent Administrative Guidance that should be taken into consideration when preparing the CW Budget is provided in the *Budget of the U.S. Government Fiscal Year 2022 Appendix* located here <https://www.govinfo.gov/content/pkg/BUDGET-2022-APP/pdf/BUDGET-2022-APP.pdf>, starting on page 1113 (*Corps of Engineers - Civil Works*). Under the I, Construction (C) and O&M accounts, in developing the Budget, consideration was given to advancing three key objectives including: 1) increasing infrastructure and ecosystem resilience to climate change and decreasing climate risk for communities based on the best available science; 2) promoting environmental justice in disadvantaged communities in line with Justice40 and creating good paying jobs that provide the chance to join a union; and 3) not funding work that directly subsidizes fossil fuels including work that lowers the cost of production, lowers the cost of consumption, or raises the revenues retained by producers of fossil fuels.

Note: Once the next higher-level Recommendation is submitted, it becomes the Recommendation for the Budget. The Budget when publicly released is the only iteration that is to be discussed. All other iterations are not to be referenced. All discussions and decisions with respect to program development are to remain internal to USACE, Army or OMB as appropriate. These discussions are always close hold, pre-decisional, deliberative and contain information that is not releasable outside of USACE, Army or OMB.

(7) Within the I, C, O&M and Formerly Utilized Sites Remedial Action Program (FUSRAP) appropriations accounts, the Budget and BY-1 Allocation Strategy are required to have an integer based (such as, 1 to n with no decimals) prioritization within the individual BLs as well as an integer-based prioritization across BLs within each account. Since the FUSRAP account includes only one BL, the BL and across BL prioritization will be identical. The basis for the BL prioritization within I, C, O&M and FUSRAP accounts are as defined in the applicable portions of the PDM that accompanies this EC. The basis for the across BL prioritization within I, Mississippi River and Tributaries (MR&T) I, C, MR&T C, O&M and MR&T O&M appropriation accounts will be as defined within the respective appendices for each appropriation as detailed in this EC.

b. Annual Budget. The process for developing the annual budget is performance-based and reflects USACE's compliance with the requirements of L 103-62 the Government Performance and Results Act of 1993 (GPRA) and the subsequent 2010

Government Performance Results Modernization Act (GPRMA-2010). Therefore, the budget is developed in a manner that reflects the primary business process functions established for the CW mission. The overall budget development process follows specific guidance based on the types of appropriation, and the applicable BLs and business programs within a specific appropriation. In addition, each BL and business program has specific business performance and facility level data requirements. Transparency in the Budget Submission is also ensured by complying with Public Law (PL) 113-101, the Digital Accountability Transparency Act of 2014 (dated 9 May 2014).

c. Annual BY-1 Funds Allocation Strategy. The process for developing the annual BY-1 Funds Allocation Strategy is performance-based, closely resembles the process for the annual budget, and begins with the Civil Works – Integrated Funding Database (CW-IFD) BY Budget dataset – i.e. the FY23 Funds Allocation Strategy will use the FY23 Budget data set for those work packages funded in the FY23 Budget as the initial dataset with additional work packages having a capability to efficiently and effectively execute in FY23 being considered for any additional funding made available through the actual FY23 appropriations received as a result of Congressional action. Depending on the timing of Congressional Appropriations, the annual BY-1 (FY23) Funds Allocation Strategy may be developed prior to or concurrently with the annual budget for the budget year (FY24).

(1) Annual Appropriations Act. Congress provides guidance and direction for funding in the Statement of Managers accompanying the annual Energy and Water Development Appropriations Act (E&WDAA) for budgeted projects and may include additional funding line items for "Additional Funding for Ongoing Work".

(a) Budgeted Projects, Programs and Activities (PPA) will be allocated funds in line with the line items in the Statement of Managers. Funds will be allocated based on the current capability listed at the work package level.

(b) Additional Funding for Ongoing Work will be allocated to PPAs consistent with the Statement of Managers direction on work or activities qualifying for funding from those line items.

(2) Full Year Continuing Resolution Act (CRA). Congress may enact a full year Continuing Appropriations Act applicable to Energy and Water Development, with no accompanying Statement of Managers. Funds will be allocated consistent with the continuing appropriations act and based on the current project capability listed at the work package level.

d. Allocation Strategy for emergency work. The process for developing the emergency allocation plan is event-based, resembles the process for the annual BY-1 Funds Allocation Strategy, and uses the BY-1 Funds Allocation Strategy CW-IFD dataset. Even if there are not supplemental appropriations, the emergency allocation strategy will specifically fund work packages developed because of a storm event.

e. The MSC Repair Classification, Declaration Type and Number, and Storm Event

data fields used for post event damage repairs/dredging work are identified in the PDM.

8. Program Development Timeline. CW Budget and FY23 Allocation Strategy will be developed based on the following process and schedule. The schedule is based on the key assumption that decision making on the FY22 Allocation Strategy and the final FY23 Budget will be sequential. The FY22 E&WDAA is anticipated to be enacted in March 2022. Consistent with the enacted language, the FY22 allocation strategy follows enactment of FY2022 Appropriations by 60 days and is scheduled to be completed in May 2022. The FY23 Budget will be finalized following “Passback” and is scheduled to be complete in March 2022. Figure 1 depicts the sequence of activities accomplished in development of the annual program and budget of the Corps’ CW Program. Table 2, on page 9, contains details on submittal due dates for the FY24 budget data and can also be found here <https://team.usace.army.mil/sites/HQ-CW/PDT/budget/Shared%20Documents/Forms/AllItems.aspx?RootFolder=%2Fsites%2FHQ%2DCW%2FPDT%2Fbudget%2FShared%20Documents%2FFY24%20Budget%20Development%20%2D%20Access%20to%20All%2FFY24%20Budget%20Development%20Guidance%20EC%2011%2D2%2D225%2FDRAFT%20FY24%20EC%20and%20Appendices%2F01%20DRAFT%20FY24%20Budget%20EC%20%2D%20Main&FolderCTID=0x012000340B5CA2B1AC9F4A8D7EBC45410F946F&View=%7B3D2905C5%2D3249%2D43CE%2DADA1%2D6DD29F859FDB%7D>. A more detailed and up-to-date schedule (milestone dates) and a timeline highlighting the main events for the FY24 budget development will be maintained at the following share point location: <https://team.usace.army.mil/sites/HQ-CW/PDT/budget/Shared%20Documents/Forms/AllItems.aspx?RootFolder=%2Fsites%2FHQ%2DCW%2FPDT%2Fbudget%2FShared%20Documents%2FFY24%20Budget%20Development%20%2D%20Access%20to%20All%2FFY24%20Budget%20Development%20Guidance%20EC%2011%2D2%2D225%2FFY24%20Program%20Development%20Milestones%20%26%20Timeline&FolderCTID=0x012000340B5CA2B1AC9F4A8D7EBC45410F946F&View=%7B3D2905C5%2D3249%2D43CE%2DADA1%2D6DD29F859FDB%7D>.

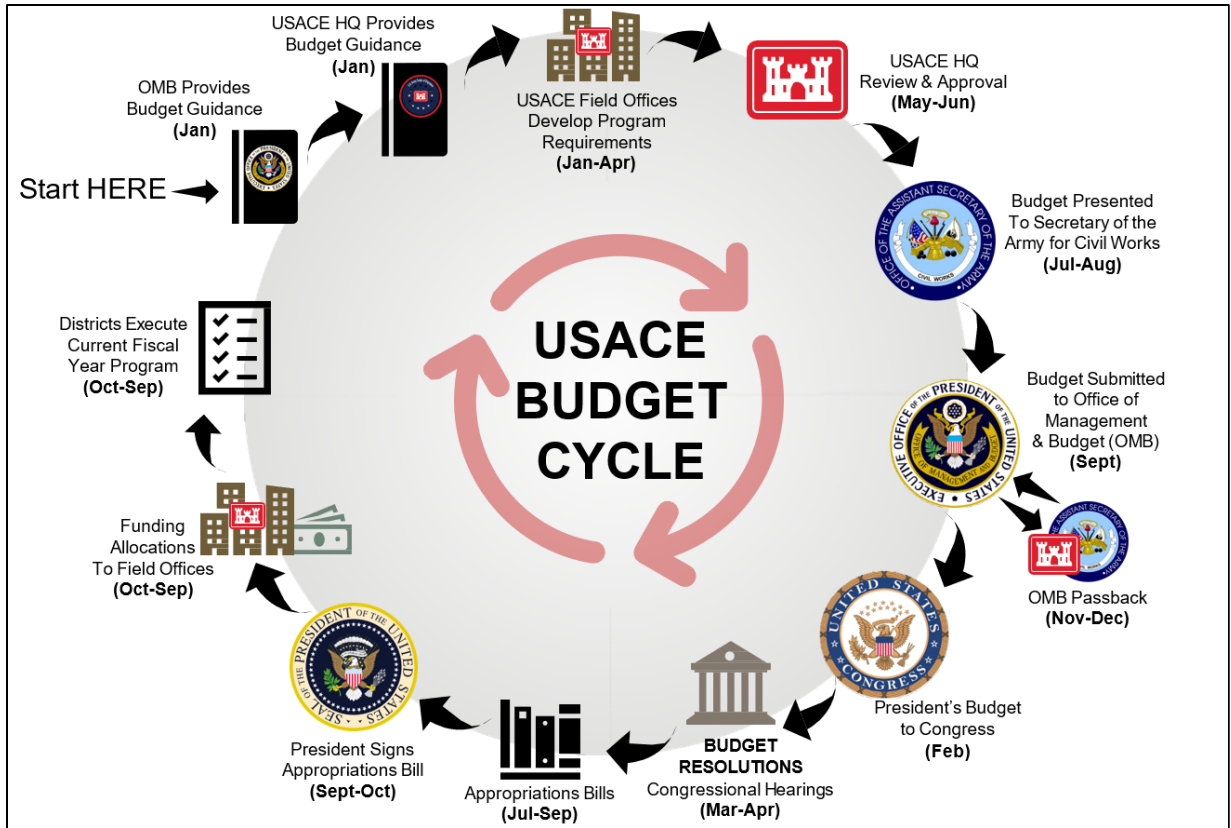


Figure 1. The Civil Works Program/Budget Cycle

Note: On the next page is the overall Program Development Battle Rhythm with Integrated Schedule/Submission Dates. These dates are set by HQ to best manage the budget development workload and to enable the Chief of Engineers to brief the ASA(CW) on a pre-determined schedule.

**Table 2
Submittal Due Dates for FY24 Budget**

| TABLE 2 SUMMARY OF SUBMISSION REQUIREMENTS (Schedule & Milestones) FY 2024 BUDGET | | | | | | | | | | |
|---|---|---|-------------------------------------|--|------------|------------|-----------|----------------|--------------|---------------------------------------|
| EC Reference | Item | Recipient | Submission Format to Last recipient | Due Dates (On or About) | | | Remarks | | | |
| | | | | District to MSC (to be filled in at MSC) | MSC to PID | MSC to RIT | | RIT to PID | | |
| MAIN PART | | | | | | | | | | |
| FOR MSCs (ALL BUSINESS LINES AND ACCOUNTS) | | | | | | | | | | |
| | Memo summarizing the status of mitigation for all projects within respective MSC | CECW-ID and CECW-P | Word | | | | 14-Feb-22 | | | |
| MAIN | Final MSC Budget Submission Loading (CW-IFD) | NA | Database | | | | 29-Apr-22 | | | |
| | Multi-Year Funding Streams (CW-IFD) | | | | | | | | | |
| | Balance-to-Complete Update (CW-IFD) | | | | | | | | | |
| | CW Project Mitigation Database Entry | NA | Database | | | | 29-Apr-22 | | | |
| | CW Project Mitigation Statement | CECW-ID / BLM responsible for implementing / AER BLM | Report | | | | 29-Apr-22 | | | |
| | MSC Commanders Recommendation finalized in CW-IFD | NA | Database | | | | | 2-May-22 | | |
| | Budget Illustration Figure 3A, Certification of Compliance with Coastal Barrier Resources Act (Program Year) | Thru RIT for review to CECW-ID | SharePoint | | | | | 6-May-22 | 13-May-22 | See 21.a.(2) |
| | Budget Illustration Figure 3B, Certification of Compliance with Coastal Barrier Resources Act (Program Year -2) | | | | | | | | | See 21.a.(2) |
| | Budget Illustration Figure 3D, Certification of Use of Management Control Evaluation Checklist | | | | | | | | | See 21.a.(3)(d) |
| | Budget Illustration Figure 3E, Verification of Compliance with ER 1105-2-100 for BCR Updates | | | | | | | | | See 21.b. |
| Budget Illustration Figure 3F, J-Sheet Certification of Legal Review | See 20.b. | | | | | | | | | |
| P3/P4 Pilot Submissions (Screening Tool and Fact Sheet) | CECW-CO (COHO) & CECW-ID (Construction Acct Mgr) | Database | | | | | | 9-May-22 | | |
| CCAP Form 1 - Characteristics & Qualification Criteria (CQC) & CCAP Form 2 - Characteristics & Development Criteria (CDC) | CECW-IP | Excel | | | | | | 31-Jul-22 | See 16.d.(6) | |
| INVESTIGATIONS | | | | | | | | | | |
| Appendix B | Letters of Intent for New Start and New Phase Studies | MSC to RIT; RIT for review and load into SharePoint to CECW-ID Acct Mgr | Database, SharePoint | | | | | RIT Determined | 29-Apr-22 | |
| | New Start White Paper | | SharePoint | | | | | | | |
| | Vertically aligned memos or exemption approval memos | | SharePoint | | | | | | | |
| CONSTRUCTION | | | | | | | | | | |
| Appendix C | Approval required for Decision Documents (New Construction Only) supporting budget requests. | MSC to RIT; RIT for review and load into SharePoint to CECW-ID Acct Mgr | SharePoint | | | | | RIT Determined | 14-Jun-22 | |
| | MSC Construction New Start submission in ceiling program only. | | | | | | | | 14-Jul-22 | |
| | DSPC MSC concurrence for all Dam Safety J-Sheets | | | | | | | | 20-Nov-22 | |
| OPERATION AND MAINTENANCE | | | | | | | | | | |
| Appendix D | Common O&M Legal and/or Environmental Certificates | CECW-ID O&M Acct Mgr | SharePoint | | | | | RIT Determined | 15-May-22 | This should come with the MSC budget. |
| EXPENSES | | | | | | | | | | |
| Appendix E | CERM issues data call letter to each ED&M Command (HQ, FOA and MSC) | ED&M Commands | Email | | | | | | 2-Feb-22 | |
| | Commands with ED&M requirements prepare requests | CERM-BI | | | | | | | 18-Mar-22 | |
| | CERM BI reviews and compiles requests | Program Management Advisory Committee (PMAC) | | | | | | | 18-Apr-22 | |
| | CERM BI hosts PMAC Meeting | PMAC | TBD | | | | | | 18-May-22 | |
| | CERM hosts HQ Prioritization Group (HPG) Meeting | HPG | | | | | | | 18-Jun-22 | |
| | CERM hosts Senior Program Budget Advisory Committee Meeting | SPBAC | | | | | | | 18-Jul-22 | |
| REGULATORY PROGRAM | | | | | | | | | | |
| Appendix F | CECW-CO-R data call to MSCs for Regulatory Requirements | CECW-CO-R | | | | | | | 15-Jun-22 | |
| | CECW-CO-R and CECW-ID review and develop Regulatory Chief's recommendation | CECW-ID Other Business Lines Acct Mgr | | | | | | | 15-Sep-22 | |
| PLANT REPLACEMENT AND IMPROVEMENT PROGRAM | | | | | | | | | | |
| Appendix H | CERM-BI data call to MSCs for PRIP J-Sheets along with supporting documentation (5-year plan, obligation plan, and major/minor item requests) | CERM-BI and CECW-ID | Word and Excel | | | | | | 2-Jul-22 | |
| | CERM-BI and CECW-ID review and make final PRIP recommendations | | | | | | | | 14-Aug-22 | |
| REMAINING ITEMS | | | | | | | | | | |
| Appendix I | Disposition Study Fact Sheets | CECW-ID RI Integrator and Divestiture POC | Word file via Email | | | | | | 1-May-22 | |

9. Organization and Management of the Budget and Allocation Strategy Data. This guidance develops the CW Budget and Allocation Strategy around the following key components. For program development there are two levels of data – the program code level and the work package level.

a. Civil Works - Integrated Funding Database: The Program and Project Management Information System (P2) CW-IFD Module is the authoritative Automated Information System (AIS) to be used in the development of the CW Program.

b. Program Code: The term Program Code is used to identify the top-level element that is identified by a unique code. See current CW Direct Execution Annual Program Guidance (EC 11-2-XXX) for use of Program Codes. For Budget development and Allocation Strategy development, a Program Code is the summation level used to submit budget capabilities, it is the level identified within the President's Budget, Appropriation bills, reports and acts and it is the level where allocations are issued through the Allocation Strategy process.

c. Appropriations: For the purposes of the District/FOA Commander's Recommendation, the MSC Commander's Recommendation and the Chief of Engineers' Recommendation, there are eight appropriation accounts in the CW Program: I, C, O&M, MR&T, Regulatory, Expenses, FUSRAP, and Flood Control and Coastal Emergencies (FCCE). For the purposes of the Army Recommendation and the President's Budget, there are two additional appropriation accounts in the CW Program, Harbor Maintenance Trust Fund (HMTF) and Inland Waterways Trust Fund (IWTF), and one appropriation in the CW Program, FUSRAP, that is NOT recommended. Four of the accounts I, C, O&M, and MR&T are further defined by BLs. Within the C and O&M appendices (which include the corresponding MR&T components), there is specific language that addresses the requirements needed to support the two additional trust fund appropriations included in the Army Recommendation and the President's Budget. The remaining accounts relate to a single project purpose. Further information and guidance for first eight CW appropriations can be found in the appendices to this EC.

d. Absent any guidance from OASA(CW) to the contrary, the District/FOA, MSC and Chief's Budget Recommendations are to propose to fund activities in the account under which the efforts have been historically funded by Congress. It is probable that the Army Recommendation and the President's Budget may require these activities to be funded in a different appropriations account. For this reason, USACE must be postured to take actions necessary to update CW-IFD in a timely manner to reflect each of the five Budget iterations.

(1) Investigations: The I account is used to fund studies for water resource projects authorized by general or specific Congressional legislation. This account is also used to fund preconstruction engineering and design (PED) work leading up to development of the plans and specifications for the first significant construction contract. Budget and Allocation Strategy information for projects/studies developed under the I account are identified under a primary BL. This account is also used to fund other work not directly

chargeable to authorized projects and is collectively known as the Remaining Items (RI) Program. Specific information regarding the Investigations program development can be found in the appendices of this EC for I (Appendix B) and RI (Appendix I), and the accompanying PDMs.

(2) Construction: The C account is used to fund the implementation, including detailed plans and specifications for new and continuing construction, reconstruction, major rehabilitation, dam safety assurance, dredge material disposal facilities (DMDF), deficiency correction of projects specifically authorized by Congress, and specifically authorized post-construction modifications. Budget and Allocation Strategy information developed for projects under the C account are identified under a primary BL. This account is also used to fund other work not directly chargeable to authorized projects (RI Program). Specific information regarding the C program development can be found in the appendices of this EC for C and RI, and the accompanying PDMs.

(3) Operation and Maintenance: The O&M account funds operation, maintenance, and related activities at the water resources projects that the Corps operates and maintains. It also includes some activities at non-federally owned/operated projects (levee safety activities). Work to be accomplished consists of dredging, maintenance, repair, and operation of structures and other facilities, as authorized in the various River and Harbor, Flood Control, and Water Resources Development Acts (WRDA). Budget and Allocation Strategy information developed under the O&M account are broken out as either 'O' or 'M' and further identified by BL(s). This account is also used to fund other work not directly chargeable to authorized projects in the RI Program. Specific information regarding the O&M program development can be found in the appendices of this EC for O&M and RI, and the accompanying PDMs.

(4) Mississippi River and Tributaries: The MR&T account funds projects or programs on the Mississippi River main stem and its tributaries. Funding in the MR&T account combines with the I, C, and O&M accounts. All guidance that pertains to I, C, and O&M also applies to the applicable portion of the MR&T appropriation.

(5) Expenses: The Expenses account funds program development, defense, and execution of the CW Program, as well as oversight of the CW Program missions. Expenses are submitted as labor and non-labor capabilities. Specific information regarding the Expenses program development can be found in the Expenses Appendix E accompanying this EC.

(6) Regulatory: The Regulatory account funds labor and non-labor activities which will improve protection of the Nation's waters and wetlands and provide greater efficiency of permit processing. Specific information regarding the Regulatory program development can be found in the Regulatory Appendix F accompanying this EC.

(7) FUSRAP: The FUSRAP account funds remedial activities at sites contaminated because of the Nation's early atomic weapons development program. Specific information regarding the FUSRAP program development can be found in the FUSRAP

Appendix G accompanying this EC.

(8) Flood Control and Coastal Emergencies: The FCCE account funds activities under the PL 100-707 Robert T. Stafford Disaster Relief and Recovery Assistance Act (42 USC 5121 et seq.), Homeland Security/Emergency Operations, Rehabilitation of Flood Control Works and federally authorized and Constructed Hurricane/Shore Protection Projects damaged or destroyed by wind, wave or water action of other than ordinary nature, provision of Emergency Water, Advance Measures to prevent or reduce flood damage when there is an imminent threat of unusual flooding, and participation in the Hazard Mitigation Program. Specific information regarding the FCCE program development can be found in the PDM Section 5, Emergency Management.

e. Functional Programs: In addition to the appropriation accounts, there are two Functional Programs which require budget development information and Allocation Strategy allocations:

(1) Revolving Fund - Plant Replacement and Improvement Program (PRIP). Specific information regarding the PRIP can be found in the PRIP Appendix H accompanying this EC.

(2) Remaining Items development can be found in the RI Appendix I accompanying this EC.

f. Business Lines: The BLs further categorize work within an appropriations account according to a work package's primary authorized purpose(s). There are eight BLs in the CW Program and are managed through a matrixed organization of subject matter experts, Business Line Managers (BLM), who are an integral part of the project delivery team lead by the Civil Works Integration Division, Program Development Branch (CECW-ID), who has responsibility for delivery of the coordinated Budget and Allocation Strategy.

(1) Emergency Management. Emergency management continues to be an important part of the CW Program, which directly supports the Department of Homeland Security in carrying out the National Response Framework. It does this by providing emergency support in public works and engineering and by conducting emergency response and recovery activities under authority of PL 84-99. Funding for this program comes primarily through budget and supplemental appropriations to the FCCE account. In addition, O&M funds are used to maintain highly trained workforce to deal with both man-made and natural disasters under the National Emergency Preparedness Program (NEPP) Remaining Item.

(2) Environment: The Corps receives appropriations in three distinct areas that are focused on the environment: (1) Aquatic Ecosystem Restoration (AER); (2) Environmental Stewardship (ENS) of Corps-owned lands; and (3) FUSRAP (or ENF). The Corps' mission in AER is to help restore aquatic habitat to a more natural condition in ecosystems in which structure, function, and dynamic processes have become

degraded. The emphasis is on restoration of nationally or regionally significant habitats where the solution primarily involves modifying the hydrology and geomorphology. ENS focuses on managing, conserving, and preserving natural resources on 11.5 million acres of land and water at 456 multipurpose Corps projects. Corps personnel monitor water quality at the Corps' dams in cooperation with state wildlife agencies. This BL encompasses compliance measures to ensure Corps projects: (1) meet federal, state and local environmental requirements; (2) sustain environmental quality; and (3) conserve natural and cultural resources. Under the ENF BL, the Corps investigates and cleans up former Manhattan Project and Atomic Energy Commission sites.

(3) Flood Risk Management (FRM): The Corps of Engineers reduces the risk to human safety and property damage in the event of floods and coastal storms through its FRM BL. The Corps has constructed 13,600 miles of levees and dikes, 383 reservoirs, and more than 90 storm damage reduction projects along 240 miles of the Nation's 2,700 miles of shoreline. Upon completion, the sponsoring cities, towns, and special use districts assume responsibility to operate and maintain most of the infrastructure built under the auspices of FRM. Over the years, the Corps' mission of addressing the causes and impacts of flooding has evolved from flood control and prevention to more comprehensive FRM. These changes reflect a greater appreciation for the complexity and dynamics of flood problems the interaction of natural forces and human development as well as for the federal, state, local, and individual partnerships needed to thoroughly manage the risks caused by coastal storms and heavy rains.

(4) Hydropower (HYD): The Corps' multipurpose authorities provide hydroelectric power as an additional benefit of projects built for navigation and flood risk management. The Corps is the largest owner-operator of hydroelectric power plants in the United States, and one of the largest in the world. The Corps operates 353 generating units at 75 multipurpose reservoirs, mostly in the Pacific Northwest; they account for about 24 percent of America's hydroelectric power and approximately 3 percent of the country's total electric-generating capacity.

(5) Navigation (NAV): The Corps of Engineers helps facilitate commercial navigation by providing safe, reliable, highly cost-effective, and environmentally sustainable waterborne transportation systems for the movement of commercial goods. The Corps fulfills this responsibility through a combination of capital improvements and the operation and maintenance of existing infrastructure projects. The NAV BL contributes to the Nation's economy; nearly 80 percent of international trade passes through our ports. The Corps' NAV program includes Corps-maintained navigable channels, waterways, and infrastructure, which are part of a larger transportation network that also includes publicly and privately owned vessels, marine terminals, intermodal connections, shipyards, and repair facilities. The Corps maintains approximately 12,000 miles of inland waterways with 229 locks at 187 sites; and approximately 300 deep-draft and over 600 shallow-draft coastal channels and harbors (including on the Great Lakes), which extends 13,000 miles, and includes 12 locks, more than 900 other coastal navigation structures, and 800 coastal and inland bridges.

(6) Recreation (REC). Corps is the largest provider of water-based outdoor recreation in the nation. The Corps' multipurpose authorities provide recreation as an additional benefit of projects built for navigation and flood risk management. The Corps' REC BL provides quality outdoor public recreation experiences at over 400 recreation projects that offer camping, picnicking, swimming, boat ramps, etc., in 43 states. The recreation program manages 54,000 miles of shoreline, 7,773 miles of trails, and 3,713 boat ramps. Ninety percent of these sites are within 50 miles of a metropolitan area.

(7) Water Supply (WTR). The Corps has authority for water supply in connection with construction, operation and modification of federal navigation, flood risk management, and multipurpose projects. Management of the Nation's water supply is critical to limiting water shortages and lessening the impact of droughts.

(8) Environmental Infrastructure. Although not an activity that has been considered as part of the budget process, the Corps has historically received funding in the annual appropriations to address water-related environmental infrastructure and resource protection and development projects. Environmental Infrastructure is not a primary mission area within the CW Program and exists through additions in appropriations made by Congress. The Environmental Infrastructure PDM provides detailed guidance on program prioritization and evaluation, as well as preparing and managing project and work package data.

g. Work Package: A work package represents an increment of work that can be considered for inclusion in the Budget or Allocation Strategy or for funding with supplemental appropriations. All the work in a work package must share the same appropriation, Program Activity code, BL (including joint use), Program Code, and Engineer Reporting Organization Code (EROOC). Details for work package development for each BL are in the respective PDMs. A work package should provide a useful increment of work that, if funded, can be executed without any other work package being funded, or linked to the other required packages if the work is broken out to meet the Operation & Maintenance 20/20 Framework (O&M 20/20) (see O&M Appendix D). It must be developed so that the work represented is not overly granular or too aggregated. The scope of a work package does not change from FY to FY, though capabilities may vary with improved information on costs and schedules. In particular, the scope of a work package, once budgeted, does not change except in extraordinary cases.

h. Capability:

(1) Capability is defined as the amount of additional, new funding (over and above projected or actual unobligated carry-in from prior FYs) that, if provided in the applicable FY, can be obligated, or can be committed for a contract solicitation, effectively and efficiently in that FY, consistent with law and contracting and execution policy, assuming that all projected or actual uncommitted carry-in to that FY is obligated or committed first. However, in the case of an external to USACE MIPR or continuing contract, the estimate for the amount that can be obligated or committed is limited to

the amount that can be expended in the applicable FY. In FY20, Corps-to-Corps MIPRs for Direct and PRIP funds were discontinued and replaced with the Corps of Engineers Financial Management System (CEFMS) Repositioning Process.

(2) Capability on a fully funded contract work package proposed for funding includes all BY and out-year costs of engineering and design (E&D), supervision and administration (S&A), and contingencies on the contract through completion of the contract to ensure delivery of a complete discrete element of work. The estimate for contingencies for a project or study phase to be fully funded should be sufficient to avoid having to seek additional “recompletion” funding through a future budget or Allocation Strategy.

(3) Capability and “Amount That Could Be Used” are identical. Project capability for a FY is the sum of its work package capabilities for that FY.

i. Enterprise-Wide Capability for Allocation Strategy: Enterprise-Wide Capability for the Allocation Strategy is defined as the sum of the budgeted work packages in BY-1 plus any additional unbudgeted work packages which can be executed in BY-1. Enterprise-wide capability, or execution capacity, is the maximum amount of project capabilities that the MSC or FOA can execute in the applicable FY. It is recognized that each enterprise, while it can execute the project capabilities on some of its projects, cannot execute the project capabilities on all its projects. Enterprise-wide capability is less than the sum of project capabilities. Appropriations Committee staff are interested in USACE enterprise-wide capabilities, particularly by BL or line item of additional funding, for the Allocation Strategy (BY-1). This paragraph provides guidance on how each MSC or FOA states its enterprise-wide capability in the Allocation Strategy.

(1) The Explanatory Statements accompanying recent E&WDAAAs have provided line items of additional funding that span all authorized BLs and functions, including those of lower budget priority, such as, bank protection and environmental infrastructure. Accordingly, enterprise-wide capability should represent a balanced mix of BLs and functions. In other words, within each BL or function, a reasonable portion of work packages should be within enterprise-wide capability, and others should be beyond enterprise-wide capability. The mix is governed by expectations (based on recent Explanatory Statements and House and Senate Reports) for funding of budgeted work and the line items of additional funding.

(2) The MSC or FOA should use performance metrics to determine, within each BL and appropriation, which work packages are within enterprise capability, and which are not. All budgeted work packages should be first added within enterprise capability, and unbudgeted work packages should be next added. In CW-IFD BY-1 “Work Plan”, each PPA with budgeted work packages which can continue to be executed in BY-1 within an account should have an assigned prioritization rank of 1 for both the BL rank and across BL rank. For budgeted work packages with additional capability above that provided by the Budget (remember this must be for same scope of work with no deviation) and unbudgeted work packages within an account, the MSC or FOA should

designate the relative order of importance of the work package using integer-based numbers beginning with “2” for the BL prioritization rank and across BLs prioritization rank. Other than the rank of 1 which the HQUSACE Account Managers will ensure are uploaded into CW-IFD to correctly reflect the BY Budget, the prioritization ranks that accompany the MSC/FOA Commander submittal to CECW-ID and displayed in CW-IFD are to have no duplicate ranks (or decimals) within the MSC BL or MSC across BL ranks data fields, UNLESS the packages are linked (e.g. maintenance dredging).

(3) The MSC or FOA should signify which work packages beyond those already included in the budget that are within enterprise-wide capability by checking the “Funding Pot” box, in the “Recommended for Funding” field under the “Funding” tab in CW-IFD. To respond to Congressional inquiries for USACE-wide enterprise capability for a BL or function, HQUSACE will aggregate across USACE the capabilities of work packages in that BL or function that are in the budget plus those work packages which have the “Funding Pot” box checked.

10. Roles and Responsibilities.

a. Districts. The District Engineer through the Programs and Project Management Division, along with the Operations and Regulatory Divisions, are responsible for initial data entry, quality control, completeness, and overall management of the Budget and Allocation Strategy data in CW-IFD.

b. MSCs and Labs. The MSC’s role regarding data submission is Quality Assurance (QA) – i.e., to verify adherence to guidance in this document and the PDM. The MSC and Labs will also have data entry responsibility for specific remaining items as well as for the consolidated MSC ranking by BL and across BLs. Required MSC submissions, recipients, means of data input, and due dates will be summarized and provided via separate correspondence from CECW-ID and posted to the following SharePoint link: <https://team.usace.army.mil/sites/HQ-CW/PDT/budget/Manual/Forms/AllItems.aspx?RootFolder=%2Fsites%2FHQ%2DCW%2FPDT%2Fbudget%2FManual%2FFY24%2DPDM&FolderCTID=0x01200013AB984F865FC9429D8D0BA352316F1E&View=%7BA42833E2%2DB04E%2D42BE%2DA0A2%2DA01F662A2C1E%7D>.

c. District, MSC and HQ Functional Area Proponents. The Functional Area Proponents are responsible for coordinating guidance within their Functional Area. This includes Planning, Engineering and Construction, Operations, Emergency Management, Regulatory, Expenses, PRIP, and Remaining Items.

d. HQ Regional Integration Teams (RIT). The RITs are responsible for coordinating all Justification Sheet (J-Sheet) submittals with MSC and District personnel and performing QA of the J-Sheets prior to providing to CECW-ID for the final QA review prior to posting to OMB MAX, the OMB managed federal community enterprise database system.

e. HQ BL Managers. The BLMs are responsible for coordinating specific BL guidance contained in the PDM, the Program Development Policy Guidance, reviewing/verifying Budget and Allocation Strategy data, developing the HQ prioritization of all valid work packages within their BL, supporting the Account Managers with development of the 1-n prioritization across BLs in I, MR&T-I, C, MR&T-C, O&M, MR&T-O&M and FUSRAP accounts, negotiate and balance crosswalk tables, and identify work packages to fund in the Allocation Strategy or with supplemental funding.

f. HQ Civil Works Program Integration Division (CECW-I). The CECW-I has overall responsibility for developing, defending, and executing the CW Program. The Program Development Branch (CECW-ID) is responsible for finalizing all program development submittals and supporting and allocating funds for both the Budget and the Allocation Strategy, including this EC and the PDM. The Project Programs Branch (CECW-IP) is responsible for preparing the CW Direct Execution Annual Program Guidance. The National Programs Branch (CECW-IN) is responsible for managing the structure and functionality of CW-IFD and the BL program modules.

11. Budget Policy.

a. Presidential (OMB) Policy.

(1) Economic Assumptions. The OMB provides the economic assumptions underlying Presidential policy to the agencies as a basis for budget development. These will typically be shown in the Analytical Perspectives Section of the Budget of the United States Government. These assumptions, along with related factors from the Civil Service Retirement System (CSRS), the Federal Employees Retirement System (FERS) and workforce conversion data from HQUSACE Human Resources Office, are shown for BY-3 through BY+19 in Table 4. The Cost Estimate Updates for Table 4 is available at the following link: <https://team.usace.army.mil/sites/HQ-CW/PDT/budget/Shared%20Documents/Forms/AllItems.aspx?RootFolder=%2Fsites%2FHQ%2DCW%2FPDT%2Fbudget%2FShared%20Documents%2FFY24%20Budget%20Development%20%2D%20Access%20to%20All%2FFY24%20Budget%20Development%20Guidance%20EC%2011%2D2%2D225%2FFY24%20Cost%20Estimate%20Update&FolderCTID=0x012000340B5CA2B1AC9F4A8D7EBC45410F946F&View=%7B3D2905C5%2D3249%2D43CE%2DADA1%2D6DD29F859FDB%7D>. The assumptions and related data cover: (1) base rates for federal, civilian, permanent workers (includes pay and burden factors); (2) pay raises for these workers applicable to both changing and fixed base rates and (3) inflation for "goods and services" of federal civilian temporary and non-federal workers, and non-pay items.

(a) Pay and Burden Rates. Base rates (against which pay raises apply) reflect assumed pre-raise pay and burden rates. Pre-raise pay rates are 1.000, by definition, for regular pay, and assumed to be 0.02 for awards.

(b) Pay Raise Assumptions. Pay raise assumptions for federal, civilian, permanent

workers in the past have been shown in the OMB document *Analytical Perspectives, Budget of the United States Government*. Prior to its release, OMB provides guidance to the agencies in the annual baseline adjustment factors for personnel/pay related costs for discretionary programs. Future projections are developed using rates in this guidance. Assumed pay raise rates include base and locality components. (The base component is different from the base rate, discussed above, against which the base component applies). Base components, reflecting the Employment Cost Index (ECI), apply nationally. For BY-1 (2023) the pay raise factor is obtained using the same methodology as future years. This is done using the formulas established in law along with information from the OMB guidance.

Note: Class 1 rates in Table 4 are based on composite raises for all years. Table 4 assumes that there will be no increase in outlays because of grade and step increases as the mean federal grade and step have remained relatively constant, reflecting the fact that as some federal workers are being promoted others are leaving the federal service altogether. For this reason, grade and step increases have virtually no net effect on the annual change in the federal payroll.

(2) Inflation Rates reflect assumed price increases for "goods and services" of temporary federal and non-federal workers, and for non-pay items. Class 2 inflation factors are the result of the ECI for wages and salaries of private sector employees. These factors are required to be used for baseline estimates for discretionary appropriations by Section 257 of the Balanced Budget and Emergency Deficit Control Act (BBEDCA).

b. Army Budget Policy. The primary goal for formulating the Army's FY2024 CW budget recommendation to OMB is to clearly demonstrate and defend that the Army's recommendation represents wise use of limited federal resources. Specific policy guidance for each appropriation is provided in the Appendices.

c. Corps Budget and Allocation Strategy Policies.

(1) Budget Funding Levels. The budget formulation process in any given BY includes the development of multiple funding scenarios (funding levels) that provide Army with a decision matrix for funding the CW Program. Budget funding levels enable HQ and Army to evaluate additional workload against incremental funding increases and are also used to help justify recommended levels above the ceiling level to Army and OMB.

(2) The following represent the potential funding levels in an Army budget submission to OMB. Each level is an incremental increase in funding in the budget. The number of funding levels varies in any BY based on Army budget guidance.

- Recommended.

- For the I account, assumes useful increment of work for ongoing PED and optimal funding for all active studies with the appropriate vertical alignment documentation and

no funding for inactive studies.

- For C, assumes the smallest useful increment of work for ongoing construction projects, except for Dam Safety Action Class (DSAC) I and II construction, which will receive optimal funding.

- For O&M, allows the Corps to maintain BY-2 Budget (not BY-2 Work Plan) investment level of performance on most performance metrics.

- Additional Investment. For I and C, assumes optimal funding for all ongoing projects.

- Allows any New Starts that are demonstrably affordable and will not adversely impact ongoing work.

- For the Construction Funding Schedule see Figure 2.

- For O&M, allows the Corps to maintain or improve BY-2 Budget (not BY-2 Work Plan) investment performance as measured by performance metrics.

- Chief's Recommendation (Capability). This level of funding will represent the amount of funding that HQ determines can be effectively and efficiently executed in the BY for all appropriation accounts.

(3) Allocation Strategy Guidance. The Allocation Strategy will be developed to distribute available funding. The annual funds will either be provided from a Conference Report, possibly with "funding pots," for additional funding for ongoing work, or from a yearlong CR without funding pots. In either case allocations will be made based on work package information, which is prioritized by District, MSC/Labs and HQUSACE and closely follows the BY program development guidance as revised by Congressional direction enacted in the BY-1 E&WDAA, if available. All allocated amounts (including funding-pot amounts) become project funds in the BY-1 once distributed.

(4) Environmental Operating Principles (EOP). These principles apply across all BLs and accounts and must be given appropriate consideration when formulating the BY and BY-1 program recommendations. See <https://www.usace.army.mil/Missions/Environmental.aspx> for the Corps EOPs at the Corps website.

12. Special Policy, Guidance and Initiatives for FY24.

a. Impacts to the FY24 Budget Submittal. In addition to OMB budget guidance which is normally received not later than June BY-2 timeframe for the BY President's Budget, field units must consider the outcome of the BY-1 President's Budget when developing the program for submission to HQUSACE. It is anticipated that the BY-1 Allocation

Strategy will be developed prior to or at the same time as the BY Budget. If this occurs, then allocation decisions for BY-1 will also need to be considered as the final budget documents are developed.

b. Transforming the CW Budget Process. CW Transformation in the budget process includes improved management of the budget processes through Smart Use of Systems, O&M 20/20, Asset Management, and the Digital Accountability Transparency Act.

(1) The Smart Use of Systems. The overall objective of the Smart Use of Systems is to make efficient and consistent use of the various tools currently being used within the Corps of Engineers CW Program for project and program data. CW-IFD is the tool that will be used to collect project/program data from the various other data sources within the Corps and then provide an intuitive and user-friendly platform for users to enter and manage the project and program data needed for Budget and Allocation Strategy development.

(2) Operation & Maintenance 20/20 Framework. O&M 20/20 is a continuing national effort to simplify and improve the O&M budget development process by requiring consistent definitions of activities and costs related to mission performance across the CW Enterprise. It is a significant part of Budget Transformation and CW Transformation, and is composed of three integrated yet distinct efforts: 1) the development and implementation of improved, consistent business rules and reporting mechanisms with which to monitor the results of those rules; 2) the continued development and implementation of risk-informed portfolio analytics and budget prioritization through the Asset Management effort; and 3) the continued refinement of Resource Codes (RC) and Work Category Codes (WCC) with which to characterize both budget development and execution. Among other things, this effort removes the legacy terms 'Increment', 'Routine', and 'Non-routine' for the O&M program development process.

(3) Asset Management. The USACE Asset Management effort is an integral part of the overall USACE Infrastructure Strategy (UIS), which is itself one of the 4 pillars of CW Transformation. Asset Management tools and processes specifically link to and support the Budget Transformation pillar of CW Transformation through identification of maintenance activities, Operational Condition Assessments, Operational Risk Assessments, and budget prioritization based on the risk-informed data produced by those tools and processes. Specific guidance for FY24 implementation is contained in this document, the accompanying O&M Appendix D, and the BL chapters of the PDMs.

(4) Digital Accountability Transparency Act (Data Act). The Digital Accountability and Transparency Act of 2014 was signed by the President on May 9, 2014. It is designed to expand the Federal Funding Accountability and Transparency Act of 2006 which increases accountability and transparency in federal spending. It establishes Government-wide data standards for financial data, simplifies reporting for entities receiving federal funds, improves the quality of data submitted to USA Spending.gov, and applies approaches developed by the Recovery Accountability and Transparency

board to spending across the Federal Government.

c. Accountability in Budgeting for CW Mitigation. USACE is required to budget for (and implement) environmental mitigation concurrent with or prior to construction of the project. Section 906(b) of WRDA 1986 as amended (33 USC §2283) requires that for all water resources development projects, on which construction had not commenced as of November 1986 and which necessitates mitigation for losses to ecological resources (including the acquisition of lands or interest in lands to mitigate losses) will be undertaken prior to or concurrent with construction of the project. USACE is assessing the status of all outstanding mitigation prior to preparing the Eleventh Annual Status Report on USACE Construction Projects Requiring Mitigation under Section 906 of WRDA 1986 as amended. All PED, construction and O&M projects seeking funding in the FY24 budget must include:

(1) An updated response in the “MITIGATION REQUIREMENT CODE” field in CW-IFD (at the Work Package code level). This is required for all PED, construction and O&M packages. Indicates that the project, not necessarily the specific line item, will have, has, or had required mitigation as specified in a decision document or NEPA document. Includes all mitigation since 1970 not just that subject to PL 99-662 (WRDA 1986) Section 906 as amended. Values are Y = Project includes mitigation requirements, N = Project does not include mitigation requirements. Check with planning/environmental staff if you are uncertain regarding the proper response. Generally, N for ENR items. “N/A” will be auto populated for FUSRAP, and BLs of EM, RC, and WS.

(2) Update the Mitigation Database to include mitigation progress to date within BY-2 (current FY). ALL entries must be updated per guidance issued by CECW-P for the Mitigation Database, including, but not limited to: (a) “Barriers to Progress Analysis” and associated notes, and (b) the FUNDING STATUS in the “Mitigation Accomplishments Abstract” field (which identifies mitigation work packages in CW-IFD) so that BLMs can identify any funding needs in the program year.

(3) All the requirements included in C-6. Construction Capabilities for All Projects through Completion.

(4) HQUSACE will conduct MSC line-item reviews of all ongoing construction projects to assess the status of mitigation requirements, ensure proper entry in the database, gain clarity on BY funding requirements for mitigation, and identify any impediments to compliance with WRDA 1986, Section 906(b). To facilitate the line-item review, each MSC shall submit to the PID by 14 FEB 22 a memo that summarizes the status of mitigation for all projects in their MSC listed in the BY-2 (FY22) Annual Mitigation Report to Congress, and mitigation in the O&M account. This memo shall include a table (a template will be provided by CECW-P and CECW-ID) that, at a minimum, will included the following:

(a) Updated Percent Mitigation Complete

(b) Percent Project Physically Complete

(c) Updated Mitigation Accomplishments to Date

(d) FY24 Capability for mitigation (in excess of any carryover)

(e) CW-IFD work package containing the funding request (*Note*: all mitigation should be requested in a separate CW-IFD work package) [see Construction Appendix C-2-2-k.(2)]

(f) Description of work to be accomplished with the FY24 funding, as described in the CW-IFD work package

(g) Balance to complete, assuming FY24 funding is provided. See accompanying Construction Appendix C for additional guidance on database entry requirements, work packages, and increments for mitigation. Prior Annual Mitigation Reports to Congress can be found at [http://www.usace.army.mil/Missions/Civil-Works/Project-Planning/Products/MitigationStatus/ Planning/Products/MitigationStatus/](http://www.usace.army.mil/Missions/Civil-Works/Project-Planning/Products/MitigationStatus/Planning/Products/MitigationStatus/). The CW Project Mitigation and ESA Compliance Database can be found here: <https://cwbi-app.sec.usace.army.mil/ords/f?p=130:1:.....>.

d. Alternative Financing.

(1) Background. Alternative Financing is a key component of the Revolutionizing USACE Civil Works Initiative. Alternative Financing supports the objectives of the Administration's Plan to Build a Modern, Sustainable Infrastructure and a Clean Energy Future as well as the Asset Management Program and Life-Cycle Portfolio Management efforts. The term Alternative Financing includes locally led Public-Private Partnerships (P3), Water Infrastructure Financing Innovation Act known as WIFIA, Contributed/Advanced/Accelerated Funds, and end of lifecycle solutions, among other tools to improve the implementation of national infrastructure; however, the sole focus of this budget guidance is P3.

(2) Purpose. HQUSACE is developing P3 approaches to deliver resilient, reliable, and sustainable water resources infrastructure, with the goal of sustaining performance, extending service life, buying down risk, accelerating delivery, reducing life cycle costs, achieving earlier accrual of project benefits to the nation, increasing the federal return on investment, and extracting value from employed capital and existing infrastructure assets to offset costs and promote cost recovery. P3 is a tool that will be used, in addition to traditional delivery approaches, to meet these goals and improve the implementation of national infrastructure.

(3) Civil Works P3 – Working Definition. A P3 generally refers to a long-term contractual relationship between a public sector contracting authority and a private sector entity for the financing and delivery of public infrastructure and/or the provision of public services. This can be done as any combination of Design, Build, Finance,

Operate and/or Maintain (DBFOM). P3s differ from more traditional delivery structures in that the goal is to transfer risk associated with the delivery and performance of the project to the private partner.

(a) Federally led P3s are P3 contracts directly between the Corps and a competitively selected non-federal entity for any combination of DBFOM for a federally authorized project.

(b) Locally led P3s refer to contractual relationships executed between a non-federal project sponsor and a private entity for any combination of DBFOM for an infrastructure asset over a stipulated period, whereby the non-federal project sponsor has a separate PPA, memorandum of agreement, and/or a memorandum of understanding with the Corps setting forth the rights and responsibilities of both the Corps and non-federal entities with respect to the project.

(4) Public-Private Partnership Pilot Program. Based on ASA(CW) direction in the memo, Policy for Developing the CW P3 Pilot Program (13 Sep 2018), USACE may budget for up to ten additional P3 pilot projects. The primary prerequisite for P3 pilot projects is to generate nationally or regionally significant economic and public benefits. In addition to all applicable New Start criteria detailed in the I and C Appendices, the Corps will use the Initial Screening Criteria below to select projects for the CW P3 Pilot Program. As part of the budget development process, each MSC may submit up to two P3 project proposals.

(a) P3 Project Proposal Screening Submission Requirements. Each P3 project proposal should include the following:

- A completed P3 Project Screening Tool (see paragraph 4(c), below)
- A life cycle budget summary (see paragraph 4(d), below)

(b) Initial Screening Criteria.

- Viable P3 project proposals must:
 - have a construction cost more than \$50 million
 - have non-federal sponsor support
 - includes DBFOM or some combination thereof for federally authorized projects
 - accelerate project delivery; have the ability to generate revenue or leverage non-federal funding sources.
- Existing authorities must be sufficient to allow the P3 project to be completed. If authorities are not sufficient, indicate how the project proposes to obtain the necessary

authorities.

(c) P3 Project Screening Tool. Each P3 project proposal submitted for screening must fill out both tabs of the screening tool and provide a P3 specific fact sheet narrating the proposal and any challenges it aims to solve. The screening tool and fact sheet template are located at the Alternative Financing SharePoint site, under Shared Documents, under P3 (you will need to request access):

<https://team.usace.army.mil/sites/HQ/PDT/II/Shared%20Documents/Forms/AllItems.aspx?RootFolder=%25%20Fsites%2FHQ%2FPDT%2FII%2FShared%20Documents%2FP3%5FBudget%5FInformaton&FolderCTI%20D=0x0120007B66F64613304846AE80C2F5FF0C7E95&View=%7B3F73BA4F%2D07C2%2D409D%2D9%200AF%2D20393F87582E%7D>

Note: The project screening tool should be submitted by the MSC POC to the infrastructure team at: CW.Infrastructure.Team@usace.army.mil

(d) Life Cycle Budget Submission for P3 Proposals. MSCs must submit a life cycle budget summary for each P3 project. Life cycle budget summary must be submitted concurrently with each P3 project proposal. The life cycle budget summary must cover all years of anticipated budget requests to provide documentation of future budget requirements to support the pilot project. HQ USACE will use the life-cycle budget proposals to evaluate selected P3 projects for incorporation in the FY24 budget.

(e) Incorporation of P3 Project Proposals in the budget. Up to ten additional P3 projects that meet the Initial Screening Criteria (above) and all applicable New Start criteria detailed in the I, C and O&M Appendices, may be submitted in the FY24 budget based on the following selection criteria:

- Return on Federal Investment (ROFI)

- P3 Project Proposals will be evaluated and ranked based on ROFI. The ROFI will be calculated by annualizing the total project benefits and federal costs utilizing the current discount rate and applying the formula: $(\text{Benefits} - \text{Federal Costs}) / (\text{Federal Cost})$.

- For any P3 project where it has been determined that a reduction in the non-federal share is warranted with authority provided in 33 USC 2213, the ROFI calculation will be adjusted to account for those modifications and address concerns pertaining to equity.

- Replicability: Project proposals that are replicable, meaning the proposed P3 structure or underlying concepts may be applied to other prospective projects.

- Reliable Funding Sources: Reliable non-federal funding sources for the construction, operation and maintenance of federally authorized water resource projects are identified.

- Risk Allocation: Project effectively allocates delivery and performance risk to non-federal entities and minimizes federal direct and contingent liabilities associated with the project.

(5) For the purposes of the P3 pilot program, the amount of the Corps budget allocated to P3 projects will be based on the capabilities determined by the Corps for the selected pilot projects. Each selected P3 project must be included in the MSC's formal budget submission in CW-IFD. Three P3 data fields are provided in CW-IFD to clearly identify the P3 projects that have been selected for incorporation in the FY24 budget: 1) P3/P4 Pilot – Yes/No; 2) Anticipated willing and motivated Sponsor – Yes/No; and 3) Lifecycle cost reduction likely – Yes/No. These data fields must be completed for each selected P3 project.

(6) The Corps will continue to exercise governance and oversight of projects delivered under a P3 arrangement. Specific management controls will be based on complexity and other factors for each specific project and clearly articulated in the PPA, when applicable, and other supporting documents.

(a) Study Like Activities. ASA(CW) has requested that all study like activities that occur outside of the I account be readily identifiable. To maintain transparency for the study like activities, Phase Activity Codes and Category-Class-Subclass (CCS) codes have been identified and will be used during FY24 Program Development. See CCS codes in Table 6A and Phase Activity Codes in Table 6B are available at the following link: <https://team.usace.army.mil/sites/HQ-CW/PDT/budget/Shared%20Documents/Forms/AllItems.aspx?RootFolder=%2Fsites%2FHQ%2DCW%2FPDT%2Fbudget%2FShared%20Documents%2FFY24%20Budget%20Development%20%2D%20Access%20to%20All%2FFY24%20Budget%20Development%20Guidance%20EC%2011%2D2%2D225%2FFY24%20CCS%20and%20Phase%20Activity%20Codes&FolderCTID=0x012000340B5CA2B1AC9F4A8D7EBC45410F946F&View=%7B3D2905C5%2D3249%2D43CE%2DADA1%2D6DD29F859FDB%7D>.

(b) Funding derived from Harbor Maintenance and Inland Waterways Trust Funds (HMTF and IWTF respectively). Beginning in FY 2018, the line of accounting for each work allowance and Funding Authorization Document (FAD) in the C, O&M, and MR&T appropriations included FAD Type (General Fund (G), IWTF, or HMTF). Changes in FAD Type are not permitted without reapportionment. Category-Class-Subclass is mapped to the applicable FAD Type. See Table 6A for a list of active CCS.

Note: To ensure that CW funding is ultimately derived from the correct FAD Type, it is necessary that work packages for BY and the BY-1 allocation strategy use the correct CCS. See the Construction Appendix C for guidance on Construction CCS. See the O&M Appendix D for guidance on O&M and MR&T (Maintenance) CCS.

13. Performance Based Budgeting.

a. The GPRA is the foundation for present-day budget development within the Federal Government. The GPRA requires that government agencies develop strategic and annual performance plans for serving the Nation and produce reports on how effective and efficient performance was for a given period. This law has led to the establishment of results-oriented performance planning, measurement, and reporting throughout the Federal Government. In the GPRMA-2010 (PL 111-352), Congress called for a performance management framework that shifts emphasis to the use of goals and measures to improve outcomes, not just the production of plans and reports. CW performance measures are tied to the CW Strategic Plan Goals. A summary of the current CW Strategic Goals are as follows:

(1) Transform the CW Program to deliver water resources solutions through Integrated Water Resources Management.

(2) Improve the safety and resilience of communities and water resources infrastructure.

(3) Facilitate the transportation of commerce goods on the Nation's coastal channels and inland waterways.

(4) Restore, protect, and manage aquatic ecosystems to benefit the Nation.

(5) Manage the life cycle of water resources infrastructure systems to consistently deliver sustainable services.

b. Performance-based program development assures Army that only those programs, and only those parts of those programs, which can be justified by the results produced or expected to be produced, will be included in the budget. Results may be in the form of outputs or outcomes. Performance-based program development is designed to ensure execution of only clearly justified programs and to allow increments to be added such that the first-added increment provides the best results or returns, the second-added increment provides the second-best results or returns, etc. The increments are added in order of priority, both within and across BLs, to build a total program whose size ultimately depends on available funding. The program development procedures and guidelines for all BLs are contained in the PDM.

(1) Performance measures are written criteria by which to gauge progress in accomplishing any specific performance objectives, goals, and/or missions. For the CW Program, the Corps has performance measures for each BL. They are used, as not only standards by which to judge performance based on project or program results, but also to forecast performance contributions of investment increments that are prioritized and evaluated for Budget and Allocation Strategy Development.

(2) Performance results are products of operating the projects. They are determined through collection of data, by performance measure, describing the extent to which performance objectives, goals, and/or missions, were met through operating the

project. They are used, not only to evaluate program performance and judge program worthiness after the fact, but also to evaluate the reasonableness of performance measures.

14. New Starts, New Investment Decisions, and Continuing Studies and Projects.

a. New Start. A new start is the provision of funding in the I or C appropriation or in the I or C sub-account of the MR&T appropriation [MR&T (I) or MR&T (C)], or as a RI in the O&M appropriation, of a PPA that never has received an initial work allowance in that appropriation or sub-account, and for which any broader project or program of which it is a component has never received an initial work allowance in that appropriation or sub-account. Previously unfunded, authorized projects within a program authority (for example, South Florida Everglades Restoration) will be treated as new starts. However, with respect to the O&M appropriation or the MR&T (O&M) sub-account, a new start excludes the first-time funding of a completed construction project or separable element migrating from the C appropriation or the MR&T (C) sub-account. Additionally, initial funding in the construction account of a major rehabilitation project is considered a new start.

b. Continuing Study or Construction Project. A continuing study or construction project is a study or construction project that has been funded already as a new start in a prior year budget or allocation strategy. A continuing study includes a study that has previously been funded for the first time in its own right. However, certain types of continuing study or construction projects may require new investment decisions, as discussed below.

c. New Investment Decision. A New Investment Decision is a decision by the Executive Branch to support funding for a PPA heretofore not supported. A new start requires a new investment decision, as do some types of continuing studies and construction projects. The following involve a new investment decision:

(1) A new start.

(2) A new phase of study funded previously in the applicable account.

(3) A “spin off” from a previously funded basin-wide or comprehensive study.

(4) Previously unfunded, authorized projects within a program authority (for example, South Florida Everglades Restoration, etc.) will be treated as a new investment decision.

(5) Construction funded separable elements that are not covered by previous investment decisions on the project and are not covered by the executed project PPA.

(6) A separable element that has not been funded previously in the C appropriation or the MR&T (C) sub-account, and that is a component of a specifically authorized,

continuing construction project previously funded in that appropriation or sub-account.

(7) A deficiency correction project or a major rehabilitation project (other than for dam safety modification) funded for the first time in the C account or the MR&T (C) sub-account.

(8) Any study, study phase, project, element, major rehabilitation, or deficiency correction project that has been funded previously in the applicable account, but that has never been funded in a President's Budget or cleared "BY-1 Allocation Strategy" for that account. *Note:* that, for a construction project already funded in the C appropriation or the MR&T (C) sub-account but not heretofore supported, funding of continuing PED does not require a new investment decision because they are not physical construction.

(9) A construction project with intermittent construction activities or a dredged material disposal facility at an operating federal project does not require a new investment decision.

(10) For a dam safety modification project that migrates from programmatic to line-item funding, the new investment decision is made by the OASA(CW).

(11) The Executive Branch may elect to treat certain types of new investment decisions as "new starts" for budget scoring purposes; nonetheless, a true "new start" is as defined in paragraph above.

15. Contracts and Budget Development.

a. Following the guidance in the current Program Execution Guidance, Engineer Circular (EC 11-2-XXX), an acquisition plan will be developed for each proposed contract.

b. Use of Continuing Contracts.

(1) Based on OASA(CW) guidance, no new contracts with a value of less than \$20 million will be planned as continuing contracts in the BY. However, initially, based on recently adopted qualification and selection criteria, HQUSACE will consider including new continuing contracts costing no less than \$100 million. Coordination and approval must occur in accordance with said criteria and the latest Program Development Milestones also known as Milestones.

(2) Continuing contracts proposed for inclusion in the Budget or Allocation Strategy will be based on the Primary Clause (UAI clause 5152.232-9001).

(3) By 1 July 2022, any continuing contract planned for the FY24 budget will be submitted to the CECW-IP for approval in accordance with the latest Milestones.

c. Table 3 shows, for C and O&M of specifically authorized projects contract types and conditions, contract approvers, and timing of requests for contract approval. Notably, four of the six types are continuing contract types - two using the Primary Clause, and two using the Alternate Clause. As stated above, only the two using the Primary Clause will be considered in development of the Continuing Contract Authority Program (CCAP) for the President's Budget.

d. Development of the PB CCAP (per Milestones).

(1) Development of project plan. Meeting or exceeding all usual requirements (policy, priority, economic, and technical) for budgetability.

(2) MSC screening of candidate continuing contracts (CCCs) against all USACE-CW approved CCC qualification criteria.

(3) MSC development of sound business cases for CCCs, meeting all USACE-CW approved CCC qualification criteria.

(4) MSC submission of sound business cases for CCCs to the Continuing Contract Authority Board (CCAB), meeting all the latest program Execution EC guidance and USACE-CW approved CCC qualification criteria.

(5) CCAB selection of qualified CCCs for CCAP, meeting all USACE-CW approved CCC selection criteria.

(6) CCAB recommendation of the CCAP to the Chief for inclusion in construction program recommendations to OASA(CW).

Note: Notably, the USACE-CW approved criteria for qualifying and selecting continuing contracts for CCAPs are in addition to, and more restrictive than, requirements of standard construction and programming guidance which must be met first. They are designed to support large, national priority construction projects as equitably as practicable across the nation.

Table 3
Approval Authorities for Contracts

| CONTRACT TYPE/ CONDITIONS | APPROVER | TIMING OF REQUEST |
|---|--------------------|---|
| Contract is not a continuing contract, and is for a work package included in President's Budget or cleared work plan, or is for emergency FRM/NAV/HYD repairs | District | Prior to solicitation |
| Contract is not a continuing contract, and is for a work package <u>not</u> included in President's Budget or cleared BY-1 Allocation Strategy and is <u>not</u> for emergency FRM/NAV/HYD repairs | HQUSACE, CECW-I | Prior to solicitation |
| Contract is a continuing contract in the O&M account using the Primary Clause, where the contract has been partially funded in the current FY, and funding to fully fund the balance of the contract is already included in the President's Budget for the forthcoming FY | Division | Prior to solicitation |
| Contract is a continuing contract using the Primary Clause, other than that as described in the paragraph immediately above | ASA(CW) | During development of budget or BY-1 Allocation Strategy, as applicable |
| Contract is a continuing contract using the Alternate Clause and is for unbudgeted work specifically added by Congress | District | Prior to solicitation |
| Contract is a continuing contract using the Alternate Clause and is not for unbudgeted work specifically added by Congress | HQUSACE, CECW-I | Prior to solicitation |

e. Figure 4 and Figure 5 located at the end of this Main EC Document are snapshots of forms for use in quickly determining and recording whether CCCs meet USACE-CW approved qualification and selection criteria, respectively. The excel format of these forms, CCAP Form 1 - Characteristics & Qualification Criteria (CQC), and CCAP Form 2 - Characteristics & Development Criteria (CDC) can be located here: [FY24 Continuing Contract Authority \(CCAP\) Forms - All Documents \(army.mil\)](https://www.army.mil/contracts/continuing-contract-authority-ccap-forms).

16. Out-Year Funding Streams for CW Programs.

a. Background. The OMB BY ceilings (estimated budget authority) reflects the intent

of the President's out-year programs from a National Perspective. However, Army recommends the distribution of funding within the ceiling for CW to OMB and may elect to recommend alternative funding levels as well. To this end, Army can choose alternative work mixes and associated incremental funding levels, by functional account, that best meet scheduled commitments, Army priorities, and project capabilities. Emphasis or de-emphasis of programs, projects, and activities should always provide for the most efficient and productive use of funds.

b. Importance. It is CRITICAL to properly program for efficient funding. When funding exceeds efficient amounts, it may result in increased carry over, decreased purchasing power of appropriations, and possible increases in costs. When funding is less than efficient, it may result in increased costs, additional or longer contract actions, additional mobilization and demobilization, extended design time and costs, additional oversight, additional escalation, increased overhead costs, and additional risks that may manifest during the project. Furthermore, out-year data is/will be used by the CECW-I to respond to numerous data calls every cycle from the OASA(CW), OMB, etc., with the current concentrated focus on Construction projects, including Balance to Complete estimates.

c. Out-Year Funding Stream. There will be a focus on DATA ACCURACY this BY. Out-year capability BY through BY+10 (as applicable) estimates assist in planning the long-term resource requirements for the I, MR&T I, C, MR&T C, O&M, and MR&T O&M accounts. The required CW-IFD out-year data fields WILL BE populated by districts and VERIFIED by MSCs to allow the CECW-I to extract out-year capability/funding stream data at the work package level of detail, and/or roll this information up to the Program Code Level, dependent upon tasker. If there are capabilities that extend beyond BY+10, the sum of capabilities for BY+11 through completion should be entered in the BY>10 field and the "Last FY construction funds will be requested" field should be entered for construction projects. These capability amounts provide an out-year portfolio management tool for the main CW accounts.

d. Submission Requirements for the Districts/MSCs. The districts will complete data input in CW-IFD for out-year capabilities consistent with guidance presented here and in the Appendices for I, C and O&M. The MSCs will provide QA and Quality Control (QC) of all project data. CECW-I will utilize the CW-IFD *Program Code Level Data Report* to verify all required fields are entered, which can be located under Budget Reports -> Other Budget Reports -> Program Code Level Data Report. This report can be used for either a Budget Cycle, or a Work Plan Cycle.

(1) Investigations: CW-IFD will be updated annually to reflect the vertically aligned study's out-year funding stream. A study specific funding stream will be identified by the Alternatives Milestone and will receive vertical alignment. Studies identified in the BY-1 or BY-2 that have not reached the Alternatives Milestone, so a specific funding stream has not yet been aligned, will continue to be supported in the budget at the Standard Funding Stream of 36 months over 4 FYs \$500,000 for year 1, \$600,000 for year 2, \$600,000 for year 3, and \$100,000 for year 4. Given the unique nature of watershed assessment studies we expect a variety in cost, scope, schedule, and complexity. The

out-year estimates need to assume efficient funding to complete the assessment.

(2) PED Phase: PED estimates in out-years need to include useful increments of work that results in the first set of plans and specifications ready to undergo bid-ability, constructability, operability, and environmental reviews. Depending on what stage the project is in, capabilities should be entered in accordance with Investigations Appendix B or Construction Appendix C. For example, the first set of plans and specifications would be completed under the Investigation account. All other PED activities, including the majority of design, should be funded from the Construction account.

(3) Construction: Use the project acquisition contract strategy (considering any continuing contracts to be utilized) to identify the funding stream for each work package being requested in the BY or BY-1 program development. In addition to out-year capability estimates, it is crucial that the following fields be populated for each project:

- BCR at 7% Rate - LPP OR BCR at 7% Rate - NED Plan, whichever is applicable (Excluding ENR work packages)

- Average Annual Benefits
- Last Year Appropriated
- Last FY construction funds will be requested
- Acres (ENR BL work packages only)
- Cost per Acre Restored (ENR BL work packages only)
- Total Ecosystem Restoration Cost (ENR BL work packages only)

Note: Reference the Construction Appendix C for additional detailed Construction guidance.

(4) Operation and Maintenance: If a Specific Work Not Commonly Performed (SWNCP) Activity Work Package submitted in the budget requires follow-on funding in future years, ensure those funding requirements are entered and accurately reflected in the out-year funding stream in CW-IFD. This assists in making the BL Manager aware of the total funding requirements before selecting the package to be funded. This requirement DOES NOT apply to Common O&M or Commonly Performed SW Packages (those with a numeric Prioritization Framework Value).

17. Cost Estimating for CW Studies/Projects.

a. Economic Assumptions. The Administration's economic assumptions address inflation and adjustments. Table 4 provides cost estimate updating rates based on these assumptions, extrapolated through BY+19. These rates may be extended beyond BY+19 using the procedures described in Footnote 16 of Table 4. The rates are used,

as explained below, to update all study and project cost estimates.

b. Updating. As shown in Table 4, all costs of Corps work are grouped into two "classes" - Class 1 and Class 2. Class 1 includes only costs of Corps civilian permanent workers. Class 2 includes all other costs, including costs of Corps civilian temporary workers. Each class has its own set of rates for cost estimate updating. Nevertheless, each set is used in the same way – through execution of the "algorithm" described in the table. The two cost classes and their rates are discussed below.

(1) Corps Civilian Permanent Worker Cost. The Class 1 rates in Table 4 are applicable to the BY-1 pay raise base. They derive from "updating factors" incorporating effects of then-year pay raises and a changing pay raise base. The pay raises reflect standard nationwide pay raises and locality pay increments. The breakdown between the two is based on local pay gaps and must be determined each year. These rates should be used to update Corps civilian permanent worker cost estimates for all budgeted work of all studies, projects, and activities.

(2) Corps Civilian Temporary and Non-Corps Worker and Non-Pay Cost. The Class 2 rates are applicable to the BY-1 base of all costs other than those for Corps civilian permanent workers, ranging from costs of Corps civilian temporary workers, and consultants and Architect Engineers used in the various preconstruction planning and construction stages of work, to real estate costs. They derive from "updating factors" reflecting standard nationwide inflation. Use these rates to update Corps civilian temporary and non-Corps worker and non-pay cost estimates for all budgeted work of all studies, projects, and activities.

c. Microcomputer Assisted Cost Estimating System (MCACES). A complete and reliable MCACES baseline cost estimate and realistic workflow and funding schedule are essential in preparing out-year programs. Projections of work and funding requirements will be consistent with the President's BY-1 Budget, as modified by any Congressional action. The funding schedules should be reviewed and adjusted annually to reflect the sponsor's financial capability and project progress. A copy of the annual update will be stored in an electronic format and at a location accessible to the MSC Programs office not later than 1 May prior to the initial submittal of the MSC Commanders Recommendation for the BY. The MSC will provide the most up-to-date workflow and funding schedule to HQUSACE upon request. The format of this annual update is optional but must closely resemble the PB6 and PB3 forms shown in Table 5A and Table 5B, respectively, and follow the guidance for updating costs as defined in Engineer Regulation (ER) 1110-2-1302.

18. Project Economics.

a. Economic Updates. Economic updates will be consistent with ER 1105-2-100 Planning Guidance Notebook, ER 1110-2-1302 Civil Works Cost Engineering, and CW Policy Memorandum (CWPM) #12-001 entitled "Methodology for Updating Benefit-to-Cost Ratios (BCR) for Budget Development". See the HQUSACE Planning Community Toolbox located at <https://planning.erdc.dren.mil/toolbox/> for current fiscal year discount

rate and BCR Update Memo information.

b. Benefit-to-Cost Ratios.

(1) The purpose of Table 4 is to ensure the currency of economic updates and BCRs for those construction and PED projects included in the BY budget and to outline compliance with the final Engineer Inspector General (EIG) BCR Inspection Report recommendations dated 2 August 2011.

(2) Updated BCRs of new start and continuing PED or construction projects proposed for the BY budget are required as follows:

(a) New PEDs or Construction Projects. For new PEDs, construction projects or construction project elements proposed in an MSC budget submission, the approval date of the latest economic analysis must not precede the date of the MSC budget submission date by more than 3 years. For example, for a new construction project for the FY2024 budget (initial submission due to HQ by May 2022 or BY-2), the approval date of the document containing the most recent economic analysis can be no older than 1 May 2019.

(b) Continuing PEDs or Construction Projects. For continuing PEDs or construction projects proposed in an MSC budget submission, the date of approval of the latest economic analysis must not precede the MSC budget submission date by more than 5 years. For example, for any continuing construction project recommended for the FY2024 budget (initial submission due to HQ by May 2022 or BY-2), the economic analysis can be no older than 1 May 2017.

(c) Exception. If a project is scheduled for completion in the BY with no major changes anticipated in the project's costs or benefits between the budget submission date and the project completion date, an exception to updating the BCR can be requested from CECW-ID. If the project completion date moves beyond 30 September of the BY after approval of the exception, an economic update of the BCR will be required before the project is included in any future budget or Allocation Strategy.

(d) Discount Rates. The current discount rate is 2.25 percent, which will be used to determine the "current" economics of any project. See the CECW-P Memorandum, 22-01, dated October 2021, for current and past discount rates located at the HQUSACE Planning Community Toolbox link <https://planning.erd.c.dren.mil/toolbox/>.

- For projects funded for construction, the "applicable" rate is the one in effect when construction funds were first appropriated.

- For projects never funded for construction, the applicable rate is the "current" rate, unless the project qualifies for the 3 ¼ percent rate under the "grandfather" clause in Section 80 of the Water Resource Development Act of 1974, PL 93-251. Even if "grandfathered" for budgetary purposes, the actual current rate should be also used,

and results reported.

- In addition, costs and benefits, and remaining costs and benefits must be computed and displayed at a 7 percent discount rate for evaluation consistent with OMB Circular A-94, "Guidelines and Discount Rates for Benefit-Cost Analysis of Federal Programs". This Circular requires that benefits, costs, and benefit-cost ratios for new infrastructure investments of all federal agencies be evaluated at a discount rate of 7 percent to facilitate comparison and decision-making. The total BCR and remaining benefit/remaining cost ratios (RBRCR) for all continuing and new construction projects, each based on a 7 percent discount rate, will be input into the CW-IFD database. RBRCRs are required when updating J-Sheets for projects funded in the C account. Specifics on computing RBRCRs are included in the Construction Appendix C, Sub-Appendix C-4.

(3) Verification of BCR Updates. Consistent with implementing guidance contained in the EIG report cited above, District Commanders are required to provide CECW-ID a signed "Verification of Compliance with ER 1105-2-100 for BCR Updates" as shown in Figure 3E with their respective BY budget submission. As part of their QA Program, MSCs are required to ensure that this illustration is signed by all District Commanders and submitted to HQ. The template is provided in Figure 3E of this section of the EC and can be found at this link: <https://team.usace.army.mil/sites/HQ-CW/PDT/budget/Shared%20Documents/Forms/AllItems.aspx?RootFolder=%2Fsites%2FHQ%2DCW%2FPDT%2Fbudget%2FShared%20Documents%2FFY24%20Budget%20Development%20%2D%20Access%20to%20All%2FFY24%20Budget%20Development%20Guidance%20EC%2011%2D2%2D225%2FFY24%20Budget%20Illustration%20Templates&FolderCTID=0x012000340B5CA2B1AC9F4A8D7EBC45410F946F&View=%7B3D2905C5%2D3249%2D43CE%2DADA1%2D6DD29F859FDB%7D>.

19. Prioritizing Work Packages.

a. In each CW-IFD cycle, ALL valid work packages to be considered for the BY or BY-1 allocation strategy will be prioritized in a 1-n priority order within each BL and a 1-n priority order across all BLs within each individual account at the MSC and HQ level, see specific guidance in the I, C and O&M Appendices (also applies to the MR&T account).

(1) The I Account Manager is responsible for coordinating a prioritized (1 through n) list all valid work packages using methods described in the Appendix B for I and the applicable PDM BL sections.

(2) The C Account Manager is responsible for coordinating a prioritized (1 through n) list of all valid work packages using methods described in the Appendix C for C and the applicable PDM BL sections.

(3) The O&M Account Manager is responsible for coordinating a prioritized (1 through n) list of all valid work packages using the methods described in the Appendix D for

O&M and the applicable PDM BL sections.

b. The prioritization requirement spans FYs, and applies to budget, Allocation Strategy, and supplemental applications. Accordingly, there will be separate independent ranks developed for the budget and the annual allocation strategy/supplemental applications.

c. District, MSC, and HQ priorities in each account should be developed in consideration of the performance information available in CW-IFD and policy stated in this EC and in the PDM.

20. Justification Materials.

a. Justification Sheets. The J-Sheets should focus on justifying the work that is being presented for funding in the Budget. Any part of a project that is not part of the budgeted work should be identified as un-programmed and footnoted with an explanation accordingly. All J-Sheets supporting the BY recommendations must be posted in MAX.

b. Certification of Legal Review

- The budget J-Sheet for each study, project, or program submitted to higher authority for funding in the President's Budget must be reviewed for legal sufficiency by the Office of Counsel for the responsible organization. The responsible organization is the district for the projects and studies, the Laboratory for J-Sheets for which the Lab is the proponent, MVD for MR&T RIs, and HQ Counsel for J-Sheets with a HQ proponent. The scope of the legal review necessary to determine legal sufficiency is determined by the applicable Office of Counsel. Only one level of Counsel review is required, unless a subordinate level of Counsel identifies an issue requiring resolution by higher Counsel. However, consultation among legal offices is encouraged, as necessary.

- There is standing guidance from OASA(CW) not to make unnecessary changes to J sheets that are based on cleared J-Sheets from the previous FY. Therefore, edits to J-Sheets resulting from legal review should be limited to those necessary to correct legal insufficiencies.

- If the J-Sheet for a program, project or activity was reviewed for a previous budget cycle and the authority has not changed, no subsequent review is required.

- Once all J-Sheets requiring review have been reviewed by the responsible Office of Counsel, a representative of that Office of Council will sign a single certification of review for all covered J-Sheets. An example certificate is enclosed as Figure 3F, the template can be found at <https://team.usace.army.mil/sites/HQ-CW/PDT/budget/Shared%20Documents/Forms/AllItems.aspx?RootFolder=%2Fsites%2FHQ%2DCW%2FPDT%2Fbudget%2FShared%20Documents%2FFY24%20Budget%20Development%20%2D%20Access%20to%20All%2FFY24%20Budget%20Development%20Guidance%20EC%2011%2D%2D225%2FFY24%20Budget%20Illustration%20T>

[emplates&FolderCTID=0x012000340B5CA2B1AC9F4A8D7EBC45410F946F&View=%7B3D2905C5%2D3249%2D43CE%2DADA1%2D6DD29F859FDB%7D](https://team.usace.army.mil/sites/HQ-CW/PDT/budget/Shared%20Documents/Forms/AllItems.aspx?RootFolder=%2Fsites%2FHQ%2DCW%2FPDT%2Fbudget%2FShared%20Documents%2FFY24%20Budget%20Development%20%2D%20Access%20to%20All%2FFY24%20Budget%20Illustration%20Docs%2FFig%203F%20J%2DSheet%20Certification%20of%20Legal%20Review&FolderCTID=0x012000340B5CA2B1AC9F4A8D7EBC45410F946F&View=%7B3D2905C5%2D3249%2D43CE%2DADA1%2D6DD29F859FDB%7D) and the signed certificate can be posted at this link: <https://team.usace.army.mil/sites/HQ-CW/PDT/budget/Shared%20Documents/Forms/AllItems.aspx?RootFolder=%2Fsites%2FHQ%2DCW%2FPDT%2Fbudget%2FShared%20Documents%2FFY24%20Budget%20Development%20%2D%20Access%20to%20All%2FFY24%20Budget%20Illustration%20Docs%2FFig%203F%20J%2DSheet%20Certification%20of%20Legal%20Review&FolderCTID=0x012000340B5CA2B1AC9F4A8D7EBC45410F946F&View=%7B3D2905C5%2D3249%2D43CE%2DADA1%2D6DD29F859FDB%7D>.

- The Deputy District Engineer, the Director for a Laboratory, the CWID Chief for MVD (MR&T), or the HQ PID Chief for HQUSACE (or his or her designee), will identify the universe of J-Sheets requiring review, provide the J-Sheets to that organization's Office of Counsel for review, retain documentation of review (e.g. email from Office of Counsel) for each reviewed J-Sheet, obtain the signed certification form, and forward it to the Division, the Remaining Item Integrator, or CECW-ID, respectively.

c. HQUSACE application of prior OASA(CW) guidance for the BY-1 budget development follows:

(1) HQ Proponents, MSCs, FOAs and Centers will utilize the following USACE intranet SharePoint site: <https://team.usace.army.mil/sites/HQ-CW/PDT/budget/Shared%20Documents/Forms/AllItems.aspx?RootFolder=%2Fsites%2FHQ%2DCW%2FPDT%2Fbudget%2FShared%20Documents%2FFY24%20Budget%20Development%20%2D%20Access%20to%20All&View=%7B3D2905C5%2D3249%2D43CE%2DADA1%2D6DD29F859FDB%7D>. The BY collaboration within this SharePoint site should occur within the folder named "FYXX Program Development – Access to All". This space is for USACE internal collaboration, coordination and QA reviews of the J-Sheet that must occur prior to providing the final draft product to the CECW-ID Account Manager ready for the final USACE QA review to be occur.

(2) Only the HQUSACE Account Managers will post J-Sheets in MAX. The J-Sheet posted to MAX is the final draft version of a BY J-Sheet that has been fully coordinated and the CECW-ID QA review has been completed. Final draft J-Sheets posted in MAX shall show ALL revisions to the prior cleared J-Sheet, if available. For I, MR&T-I and all RIs J-Sheets, the financial data table should not be deleted and replaced in its entirety. Also, the first column should not be deleted, and a new column added at the end of the table. Instead, the fiscal years, financial data, footnotes, etc. should be revised as required from the previously cleared version. For C and MR&T-C, financial data tables should not be deleted in their entirety and replaced wholesale. Instead, the fiscal years, financial data, footnotes, etc. should be revised as required from the previously cleared version. Final draft J-Sheets posted in MAX shall NOT be locked from editing.

(3) HQUSACE Account Managers will post in MAX only final version J-Sheets that have received the endorsement of the Chief, Program Integration Division or their designated representative and have completed staffing between HQ BLMs, HQ

Proponents, RITs, and MSC/Center/FOAs.

(4) There may be follow-on questions and concerns to address once the OASA(CW) and/or OMB reviews J-Sheets in MAX. The result of these reviews may require updates or corrections to J-Sheets and the Account Manager re-posting revised version J-Sheets in MAX.

d. Roles and responsibilities: The J-Sheets will undergo an iterative review and authentication process to ensure a complete and accurate document that clearly “justifies” the Administration’s Budget. The expectations at each level of the CW Program development follows:

(1) District level

- Review and authenticate the annual updated project cost estimate and schedule based on OMB price level and inflation indices provided in this EC.
- Update of project schedule in P2 to identify work that could be accomplished in the Budget Year (this identifies the work packages and becomes the capability amount that has not been previously funded). Validate that economics and environmental compliance is current.
- Update CW-IFD with work packages that match activities identified in P2 schedule (capability level).
- Update J-Sheet with new cost estimate and listing of actions that could be accomplished in the Budget Year.

(2) The MSCs, FOAs, and Centers are responsible for overseeing district data submission quality and verifying adherence to this EC and the PDM. The MSCs, FOAs, and Centers also have data entry responsibility for specific RIs and providing a consolidated MSC level ranking. At the MSC, the CWID Chiefs perform the following actions:

- Review and approve updated cost estimate.
- Validate economics and environmental data.
- Review and authenticate J-Sheets to ensure they follow format in this EC and define work activities based on CW-IFD.
- Obtain MSC review by RE, E&C and Planning.
- Ensure District OC review and transmit legal certification to HQ RIT Program Managers.

- Transmit the J-Sheets to the HQ RIT Program Managers.

(3) RIT Program Managers are responsible for reviewing, coordinating changes/updates, manage the overall consistency of the J-Sheet and authenticating J-Sheet submittals in coordination with their MSC and District personnel and HQUSACE BLMs. RIT Program Managers provide the legal review and J-Sheets to HQ Account Managers for further processing and consideration in the Chief of Engineer's budget recommendation.

(4) HQ BLMs in coordination with RIT Program Managers are responsible to coordinate specific BL guidance contained in their respective appendices; review, verify, and authenticate the J-Sheet data entry process; and develop BL specific data entry requirements. They have the responsibility to perform headquarters level BLM rankings in support of the Chief of Engineers budget recommendation.

(5) HQ Account Managers within CECW-ID, in coordination with HQ BLMs, have the responsibility for overseeing the development of J-Sheets. This includes reviewing, coordinating, collaborating, and performing QA of the J-Sheet development process. The final approved J-Sheet that aligns with the Army BY recommendation will be provided via MAX to OASA(CW) for Army endorsement. Once approved at OASA(CW) level, the J-Sheet is promoted in MAX by OASA(CW) to OMB for their review, approval, and clearance for consideration in the President's Budget submission for the CW Program.

c. Document Restrictions and Marking. All submissions required by this EC are NOT TO BE RELEASED outside the Department of the Army until after the BY President's Budget is released to the public.

d. Justification Sheet. Refer to appendices C, D, E and H for the respective J-Sheet templates to be used for I, MR&T(I), C, MR&T(C), O&M, MR&T(OM) and FUSRAP, respectively. Follow the below formatting guidelines that apply across all appropriations accounts.

(1) J-Sheet Guidelines. The J-Sheets authors will update or develop new J-Sheets using Microsoft Word except for O&M, HMTF, and MR&T(O&M) which are automated in CW-IFD. The initial starting point for a PPA that has been funded in prior year budgets is to copy the last published J-Sheet for a PPA and revise as required utilizing the track changes feature. The J-Sheet formatting must be consistent with the requirements provided in this document. DO NOT deviate from the formatting outlined below without first contacting the CECW-ID Account Manager for written approval.

(a) General Instructions

- The project name provided on J-Sheets is not to change from prior year budgets unless specific concurrence is sought and received from CECW-ID or direction from higher authority (such as, HQUSACE, OASA(CW), or OMB) is provided to change the

name.

- J-Sheet naming conventions:

- I, MR&T(I), C, MR&T(C), and FUSRAP: State(spelled out) BL MSC Authorized PPA Name, State(s)[abbreviated] (BY).docx (for example, Illinois ENR LRD Interbasin Control of Great Lakes-Mississippi River Aquatic Nuisance Species, IL, IN, OH and WI (FY2024).docx) – OMB MAX will not accept the “&” therefore “and” must be spelled out.

- O&M and MR&T (O&M): State(spelled out) MSC Authorized PPA Name, State(s)[abbreviated] (BY).docx; [e.g., Pennsylvania LRD Allegheny River, PA (FY2024)]. *Note:* For naming a RI J-Sheet, the MSC field may be replaced with HQ, IWR, or ERDC, as appropriate.

- Other Business Programs: PGM HQ Authorized PPA Name (BY).docx; (for example, FCE HQ Flood Control and Coastal Emergencies (FY2024).docx).

- Changes to Version 1 of the J-Sheet should be limited to updating the financial information, work accomplished, work scheduled, and other information that requires revision. Editorial changes should be by exception only. Narrative language that has previously been removed/excluded/struck/deleted from the J-Sheet by OASA(CW) or OMB should not be included in the FY2024 J-Sheet.

- Do not make changes to a previously published J-Sheet for the sake of personal preferences. If the information has not changed from the prior published J-Sheet, do not change how it appears in the BY J-Sheet, for example, if the prior year publication indicated PL 101-358 do not revise to P.L. or Public Law. Leave it as previously published. The intent is to have the OASA(CW) and OMB review as few changes as possible when compared to prior cleared J-Sheets.

- MSCs will submit final J-Sheets via email with track changes to associated RITs for review.

- For projects whose BCR has changed since last submitted to Congress, highlight the change on the J-Sheet utilizing track changes.

- Completion dates should only be included on activities that are being funded to completion in the BY. Use “TBD” (To Be Determined) on ALL J-Sheets requiring completion dates beyond the Budget Year except for beach nourishment projects. See the Construction Appendix C for additional justification information required for beach nourishment projects.

- For all FRM J-Sheets, remove all references to “Risk Index” or “Basis of Risk Index”.

- Acronyms must be defined when used throughout the J-Sheet or not introduced.

Acronyms must be spelled out the first time and immediately followed with the abbreviation in parentheses, for example, Civil Works (CW).

- J-Sheets are required on all budgeted work submitted by the MSC.

(b) General notes on Formatting

- Normal rules of grammar apply to all J-Sheets.
- All numbers must be shown in whole numbers that have been rounded to the nearest thousand (for example, \$23,567,541 show as \$23,568,000). The total for the project should be rounded to the nearest \$1,000. See O&M Appendix D for specific guidance.

- All narrative text is to be left justified on the page.
- All negative amounts on J-Sheets must be in parentheses “()”.
- Where templates show “FY(BY) the J-Sheets should show “FY2024”. Where templates show FY(BY-1) J-Sheets should show FY2023, etc.

(2) Formatting I & C Account J-Sheets

- Use regular Arial 10 font, automatic line height, line spacing of 1, and margins of 1-inch top and bottom, 0.5-inch left and right, 1-inch header/0.8-inch footer.

- Footers for I & C Account J-Sheets

- Use only the Microsoft Word Standard Blank (Three Columns) footer option.
- No page numbers and no date in footers.
- Use regular Arial 10 font, automatic line height, line spacing of 1, and margins of 1-inch top and bottom, 0.5-inch left and right, 1-inch header/0.8-inch footer. Left Column should be left justified with the Division’s name spelled out fully (for example, Division: Southwestern). Center Column should be center justified with the district’s name spelled out fully (for example, District: Mobile). Right Column should be right justified with the “Project Name, State” using the two-letter state abbreviation ONLY (do not spell out the state). Use the “Wrap Text” formatting feature within the footer cell if all the text does not fit on a single line.

- Tables for I & C Account J-Sheets

- If there is a need for columns, use the table option and center justify on the page.
- Column headings (if applicable) are to be center justified within the column.

- Financial data is to be formatted as currency with comma separator, \$ symbol and no decimals.

- Numerical data is to be right justified horizontally and bottom justified vertically within the cell.

- Alphabetical data cells should be left justified within the column horizontally, center justified vertically within the cell.

- Benefit values are to be formatted as currency with the comma separator, \$ symbol, and no decimals.

- A separate left justified small column within the table should be used for the footnote designator adjacent to the numeric data cells (for example, 1/).

- If a footnote designator is needed within the text column, the designator should be the last item within the text.

- The actual footnote(s) should be incorporated as the last lines of the table with the horizontal cells merged into a single cell to allow text wrapping.

- Only one footnote per horizontal line of table.

- Embedded tables within a table are NOT allowed.

(3) O&M J-Sheets are now automated between CW-IFD and MAX.

- System uses regular Arial 10 font, automatic line height, line spacing of 1, and margins of 1-inch top and bottom and 1-inch side margins.

- System applies footers for O&M J-Sheets that matches the J-sheets for the I & C accounts.

- The following CW-IFD data fields from BY cycle will be used to develop automated O&M J-Sheets in BY(FY23):

Appropriation; Fiscal Yr.; Program Name; Project Authorization; Project Description; President's Budget Rank; Wkpg Budget Request Pres; Work Category Code; EMBudget Request Pres; EN Budget Request Pres; FRM Budget Request Pres; HYD Budget Request Pres; Nav Budget Request Pres; Rec Budget Request Pres; WS Budget Request Pres; Business Program; Project Other Info; MSC; and District.

(4) For Remaining Items J-Sheet formatting see the RI Appendix I for more information.

21. Certification and Verification of Compliance Requirements.

a. Required by Law or regulation. At least two, and possibly four, certifications are required with the BY budget submission to attest that MSC budgets comply with applicable laws and regulations. There are two certifications always required by HQ (CECW-I) including one by District Commanders regarding compliance with an Executive Order (EO) on data sharing, and one by the MSC Directors of Programs Management regarding compliance with use of management controls. The remaining two Certifications of Compliance that may be required are both for signature by District Commanders - both regarding compliance with coastal barrier laws. Each Certification is discussed below.

(1) Coastal Barrier Laws. OMB Circular A-11, Section 12.5(s) states that estimates must not include any new federal expenditures or financial assistance prohibited by the "Coastal Barrier Resources Act" (CBRA), PL 97-348. In addition, the "Coastal Barrier Improvement Act of 1990", PL 101-591, amending the CBRA, requires that the Corps certify annually to Congress and the Secretary of Interior that it was in compliance with the provisions of the CBRA, as amended, during the previous FY. Therefore, each District Commander whose district includes areas covered by the Coastal Barrier Resources System will submit two certifications – one modeled after each, Figures 3A and 3B, certifying, respectively, that this "BY Work Package Capability" is in compliance with these laws and that no funds were obligated in the past FY (BY-2) for purposes prohibited by them.

Note: that PL 101-591 added new units to the Coastal Barrier Resources System. The templates can be found at <https://team.usace.army.mil/sites/HQ-CW/PDT/budget/Shared%20Documents/Forms/AllItems.aspx?RootFolder=%2Fsites%2FHQ%2DCW%2FPDT%2Fbudget%2FShared%20Documents%2FFY24%20Budget%20Development%20%2D%20Access%20to%20All%2FFY24%20Budget%20Development%20Guidance%20EC%2011%2D2%2D25%2FFY24%20Budget%20Illustration%20Templates&FolderCTID=0x012000340B5CA2B1AC9F4A8D7EBC45410F946F&View=%7B3D2905C5%2D3249%2D43CE%2DADA1%2D6DD29F859FDB%7D>.

(2) The signed certificates can be posted at these links:

- For 3A: <https://team.usace.army.mil/sites/HQ-CW/PDT/budget/Shared%20Documents/Forms/AllItems.aspx?RootFolder=%2Fsites%2FHQ%2DCW%2FPDT%2Fbudget%2FShared%20Documents%2FFY24%20Budget%20Development%20%2D%20Access%20to%20All%2FFY24%20Budget%20Illustration%20Docs%2FFig%203A%20Compliance%20Cert%20%2D%20Coastal%20Barrier%20Resources%20Act&FolderCTID=0x012000340B5CA2B1AC9F4A8D7EBC45410F946F&View=%7B3D2905C5%2D3249%2D43CE%2DADA1%2D6DD29F859FDB%7D>

- For 3B: <https://team.usace.army.mil/sites/HQ-CW/PDT/budget/Shared%20Documents/Forms/AllItems.aspx?RootFolder=%2Fsites%2FHQ%2DCW%2FPDT%2Fbudget%2FShared%20Documents%2FFY24%20Budget%20Development%20%2D%20Access%20to%20All%2FFY24%20Budget%20Illustration%20>

[20Docs%2FFig%203B%20Compliance%20Cert%20%2D%20Coastal%20Barrier%20Resources%20Act&FolderCTID=0x012000340B5CA2B1AC9F4A8D7EBC45410F946F&View=%7B3D2905C5%2D3249%2D43CE%2DADA1%2D6DD29F859FDB%7D](https://team.usace.army.mil/sites/HQ-CW/PDT/budget/Shared%20Documents/Forms/AllItems.aspx?RootFolder=%2Fsites%2FHQ%2DCW%2FPDT%2Fbudget%2FShared%20Documents%2FFY24%20Budget%20Development%20%2D%20Access%20to%20All%2FFY24%20Budget%20Development%20Guidance%20EC%2011%2D2%2D225%2FFY24%20Budget%20Illustration%20templates&FolderCTID=0x012000340B5CA2B1AC9F4A8D7EBC45410F946F&View=%7B3D2905C5%2D3249%2D43CE%2DADA1%2D6DD29F859FDB%7D)

(3) Management Control Law. Federal agencies are required by law to establish "management controls" for the activities they manage, and to provide assessments of their effectiveness to the President and Congress, annually. To this end, Functional Proponents identify requirements for compliance with law, including safeguarding assets, ensuring adequate records, and promoting efficiency and effectiveness of program accomplishment and reflect them in checklists. Army's management control effort, implemented by AR 11-2, "Manager's Internal Control Program" specifically includes the CW Program. The template for the Management Control Evaluation Checklist for CW Program Development is provided in Figure 3C of this section of the EC and can be found at <https://team.usace.army.mil/sites/HQ-CW/PDT/budget/Shared%20Documents/Forms/AllItems.aspx?RootFolder=%2Fsites%2FHQ%2DCW%2FPDT%2Fbudget%2FShared%20Documents%2FFY24%20Budget%20Development%20%2D%20Access%20to%20All%2FFY24%20Budget%20Development%20Guidance%20EC%2011%2D2%2D225%2FFY24%20Budget%20Illustration%20templates&FolderCTID=0x012000340B5CA2B1AC9F4A8D7EBC45410F946F&View=%7B3D2905C5%2D3249%2D43CE%2DADA1%2D6DD29F859FDB%7D>. This is for use by programs management organizations in MSCs and districts, as explained below:

(a) Use the checklist during development of your Budget submission. District Commands will use it first; then MSCs when reviewing and modifying District submissions.

(b) A "no" response to a checklist question suggests a potential management weakness. However, if the potential management weakness is the result of a special case or specific exception, then there may be no management weakness. Those signing the Certification are the judge. If it is determined that a weakness exists, the weakness must be corrected as quickly as resources and essential mission priorities allow. No upward reporting is required.

(c) If a management weakness requires the attention or awareness of the next higher level of management, it is either a "notable weakness" or "material weakness" - a material weakness being the more serious of the two. This is a judgment call on the relative seriousness of the problem. It is made at each progressive echelon, based on each manager's professional judgment. Weaknesses discovered by districts are reported to the MSCs, which determine whether to report them to CECW-ID. The reports must specify corrective actions taken or planned. The highest echelon receiving the report will evaluate the corrective actions, provide assistance if needed, and track progress. Consult AR 11-2 to determine whether a weakness is "notable" or "material". In general terms, if there has been no potential or actual loss of resources, adverse publicity, diminished credibility or violation of statutory or regulatory requirements, this reportable weakness would be considered a "notable" weakness for the purpose of the management control program for the CW Program.

(d) Do not send program management checklists to HQUSACE unless there is a "no" response to a checklist question or there is additional guidance requiring submission of information. Each MSC CW or CW Integration Division Chief will submit a signed Certification using Figure 3D, certifying that a program management checklist was used by the districts, and as applicable, the MSC. Either a general officer or SES must sign the checklist. The template for the Certification of Use of Management Control Evaluation Checklist is provided in Figure 3D of this section of the EC and can be found at [https://team.usace.army.mil/sites/HQ-CW/PDT/budget/Shared%20Documents/Forms/AllItems.aspx?RootFolder=%2Fsites%2FHQ%2DCW%2FPDT%2Fbudget%2FShared%20Documents%2FFY24%20Budget%20Development%20%2D%20Access%20to%20All%2FFY24%20Budget%20Illustration%20T emplates&FolderCTID=0x012000340B5CA2B1AC9F4A8D7EBC45410F946F&View=% 7B3D2905C5%2D3249%2D43CE%2DADA1%2D6DD29F859FDB%7D](https://team.usace.army.mil/sites/HQ-CW/PDT/budget/Shared%20Documents/Forms/AllItems.aspx?RootFolder=%2Fsites%2FHQ%2DCW%2FPDT%2Fbudget%2FShared%20Documents%2FFY24%20Budget%20Development%20%2D%20Access%20to%20All%2FFY24%20Budget%20Developme nt%20Guidance%20EC%2011%2D2%2D225%2FFY24%20Budget%20Illustration%20T emplates&FolderCTID=0x012000340B5CA2B1AC9F4A8D7EBC45410F946F&View=% 7B3D2905C5%2D3249%2D43CE%2DADA1%2D6DD29F859FDB%7D) and the certificate can be posted at this link: <https://team.usace.army.mil/sites/HQ-CW/PDT/budget/Shared%20Documents/Forms/AllItems.aspx?RootFolder=%2Fsites%2FHQ%2DCW%2FPDT%2Fbudget%2FShared%20Documents%2FFY24%20Budget%20Development%20%2D%20Access%20to%20All%2FFY24%20Budget%20Illustration%20Docs%2FFig%203D%20Certification%20of%20Use%20of%20Management%20Cont rol%20Evaluation%20Checklist&FolderCTID=0x012000340B5CA2B1AC9F4A8D7EBC4 5410F946F&View=%7B3D2905C5%2D3249%2D43CE%2DADA1%2D6DD29F859FDB %7D>.

b. Required by Engineer Regulation. See Figure 3E for Verification of Compliance with ER 1105-2-100 for BCR Updates. This can be found at <https://team.usace.army.mil/sites/HQ-CW/PDT/budget/Shared%20Documents/Forms/AllItems.aspx?RootFolder=%2Fsites%2FHQ%2DCW%2FPDT%2Fbudget%2FShared%20Documents%2FFY24%20Budget%20Development%20%2D%20Access%20to%20All%2FFY24%20Budget%20Developme nt%20Guidance%20EC%2011%2D2%2D225%2FFY24%20Budget%20Illustration%20T emplates&FolderCTID=0x012000340B5CA2B1AC9F4A8D7EBC45410F946F&View=% 7B3D2905C5%2D3249%2D43CE%2DADA1%2D6DD29F859FDB%7D> and the certificate can be posted at this link: <https://team.usace.army.mil/sites/HQ-CW/PDT/budget/Shared%20Documents/Forms/AllItems.aspx?RootFolder=%2Fsites%2FHQ%2DCW%2FPDT%2Fbudget%2FShared%20Documents%2FFY24%20Budget%20Development%20%2D%20Access%20to%20All%2FFY24%20Budget%20Illustration%20Docs%2FFig%203E%20%20Verification%20of%20Compliance%20with%20ER%201 105%2D2%2D100%20for%20BCR%20Updates&FolderCTID=0x012000340B5CA2B1A C9F4A8D7EBC45410F946F&View=%7B3D2905C5%2D3249%2D43CE%2DADA1%2D 6DD29F859FDB%7D>.

22. Change Management.

a. To ensure consistency among this EC and its successors, the PDMs and CW-IFD, the CECW-ID reviews and approves or disapproves all proposed changes to the EC,

PDM, User Guide, and CW-IFD, as they relate to program development.

b. Users of this EC are strongly encouraged to bring all errors, omissions, and inconsistencies found in this document via the MSC to the attention of the appropriate Account Manager in CECW-ID as soon as possible. Recommended or suggested improvements to this EC are also strongly encouraged.

c. Any-and-all deviations from the guidance in this program development EC in the preparation or submission of the BY Budget and BY-1 Allocation Strategy, whether intentional or not, must be brought to the attention of the Chief, CECW-ID as soon as possible. All MSC Budget submissions will be consistent with the guidance and the intent of the guidance provided herein.

Table 5A
Investigations realistic workflow and funding schedule realistic

| STUDY COST ESTIMATE (PB-6) (\$000) | | INVESTIGATIONS | | | | Study Name | | |
|--|-----------------|---------------------------------|-----------------------|-----------------------------|---------------------------------|-------------------------------|---|---------|
| NUMBER | SUBACCOUNT + | TITLE | CURRENT COST ESTIMATE | | | | Previous Federal Cost Estimate (DATE) | Remarks |
| | | | RECON. PHASE * | FED FEASIBILITY PHASE | NON-FED FEASIBILITY PHASE | TOTAL FEASIBILITY PHASE | | |
| a. | | b. | c. | d. | e. | f. | g. | h. |
| .01 | | Public Involvement | 0 | 0 | 0 | 0 | 0 | |
| .02 | | Institutional Studies | 0 | 0 | 0 | 0 | 0 | |
| .03 | | Social Studies | 0 | 0 | 0 | 0 | 0 | |
| .04 | | Cultural Resources | 0 | 0 | 0 | 0 | 0 | |
| .05 | | Environmental Studies | 0 | 0 | 0 | 0 | 0 | |
| .06 | | Fish and Wildlife | 0 | 0 | 0 | 0 | 0 | |
| .07 | | Economic Studies | 0 | 0 | 0 | 0 | 0 | |
| .08 | | Survey and Mapping | 0 | 0 | 0 | 0 | 0 | |
| .09 | | Hydrology and Hydraulics | 0 | 0 | 0 | 0 | 0 | |
| .10 | | Geotechnical | 0 | 0 | 0 | 0 | 0 | |
| .11 | | Design and Cost Estimates | 0 | 0 | 0 | 0 | 0 | |
| .12 | | Real Estate Studies | 0 | 0 | 0 | 0 | 0 | |
| .13 | | Study Management | 0 | 0 | 0 | 0 | 0 | |
| .14 | | Plan Formulation and Evaluation | 0 | 0 | 0 | 0 | 0 | |
| .15 | | Report Preparation | 0 | 0 | 0 | 0 | 0 | |
| .20 | | PSP/FCSA Prep/Negotiation | 0 | 0 | 0 | 0 | 0 | |
| .21 | | Technical Review | 0 | 0 | 0 | 0 | 0 | |
| .22 | | Contingency | 0 | 0 | 0 | 0 | 0 | |
| .23 | | Sponsor Financing Plan | 0 | 0 | 0 | 0 | 0 | |
| .24 | | Washington Level Review | 0 | 0 | 0 | 0 | 0 | |
| .25 | | Obtain Rights of Entry | 0 | 0 | 0 | 0 | 0 | |
| .26 | | Life Cycle Project Management | 0 | 0 | 0 | 0 | 0 | |
| .31 | | Supervision and Administration | 0 | 0 | 0 | 0 | 0 | |
| | | TOTAL | 0 | 0 | 0 | 0 | 0 | |
| * WRRDA 2014 introduced single phase feasibility studies which eliminates requirement for the Recon Phase. | | | | | | | | |
| DATE PREPARED | | | DIVISION | | | DISTRICT | | |

Sample

**Table 5B
Construction Realistic Workflow**

| PROJECT COST ESTIMATE (PB3) (AMOUNTS IN THOUSANDS OF DOLLARS) | | | DIVISION | NORTH ATLANTIC | | APPROPRIATION TITLE | | PROJECT: Roosevelt Inlet to Lewes Beach, DE | |
|--|------------|---------------------------------|----------|-----------------|---------------|-----------------------|-----------|--|------------|
| | | | DISTRICT | PHILADELPHIA | | Construction General | | | |
| | | | REGION | MIDDLE ATLANTIC | | CLASS | | | |
| | | | BASIN | DELAWARE RIVER | | Navigation Mitigation | | CWIS # | 13458 |
| LINE | COST ACCT. | ITEM | % H.L. | COST ESTIMATE | | AMOUNT OF CHANGE | | OTHER | % COM. |
| NO. | NO | (B) | (C) | Oct 16 PL (D) | Oct 15 PL (E) | TOTAL (F) | LEVEL (G) | (H) | MITTED (I) |
| 1 | 01 | LANDS & DAMAGES | | 18.0 | 18.0 | 0.0 | 0.0 | 0.0 | 100 |
| 1 | | | | 1,919.0 | 1,919.0 | | | | |
| 2 | 09 | CHANNELS & CANALS | | 1,919.0 | 1,919.0 | 0.0 | 0.0 | 0.0 | 100 |
| 2 | | | | 13,256.0 | 13,158.0 | | | | |
| 3 | 17 | BEACH REPLENISHMENT | | 11,222.0 | 11,144.0 | 78.0 | 78.0 | 0.0 | |
| 3 | | | | 1,962.0 | 1,962.0 | | | | |
| 4 | | Initial Construction | | 1,962.0 | 1,962.0 | 0.0 | 0.0 | 0.0 | 100 |
| 4 | | | | 0.0 | 0.0 | | | | |
| 5 | | Monitoring Periodic Nourishment | | 0.0 | 0.0 | 0.0 | 0.0 | 0.0 | |
| 5 | | | | 11,294.0 | 11,195.0 | | | | 4.6 |
| 6 | | Periodic Nourishment | | 9,230.0 | 9,120.0 | 78.0 | 78.0 | 0.0 | 50% |
| 6 | | | | 1,004.0 | 992.0 | | | | 4.6 |
| 7 | 30 | PLANNING ENGINEERING & DESIGN | | 38.0 | 38.0 | 38.0 | 38.0 | 0.0 | |
| 7 | | | | 550.0 | 550.0 | | | | |
| 8 | | PED | | 550.0 | 550.0 | 0.0 | 0.0 | 0.0 | 100 |
| 8 | | | | 228.0 | 228.0 | | | | |
| 9 | | E & D Initial | | 228.0 | 228.0 | 0.0 | 0.0 | 0.0 | 100 |
| 9 | | | | 3,097.0 | 3,597.0 | | | | 81 |
| 10 | | E & D Monitoring | | 1,814.0 | 1,800.0 | 14.0 | 14.0 | 0.0 | 53% |
| 10 | | | | 5,079.0 | 5,025.0 | | | | 91 |
| 11 | | E & D for Periodic Nourishment | | 2,950.0 | 2,926.0 | 24.0 | 24.0 | 0.0 | 52% |
| 11 | | | | 2,297.0 | 2,283.0 | | | | 1.5 |
| 12 | 31 | Construction Management | | 1,515.0 | 1,505.0 | 10.0 | 10.0 | 0.0 | |
| 12 | | | | 340.0 | 340.0 | | | | |
| 13 | | S & A during Construction | | 340.0 | 340.0 | 0.0 | 0.0 | 0.0 | 100 |
| 13 | | | | 1,957.0 | 1,943.0 | | | | 3 |
| 14 | | S & A for Periodic Nourishment | | 1,175.0 | 1,165.0 | 10.0 | 10.0 | 0.0 | 51% |
| 14 | | | | 3,924.0 | 3,923.0 | | | | 51 |
| 15 | 59 | Contingency | | 2,152.0 | 2,116.0 | 38.0 | 38.0 | 0.0 | |
| 15 | | | | 0.0 | 0.0 | | | | |
| 16 | | Lands & Damages | | 0.0 | 0.0 | 0.0 | 0.0 | 0.0 | |

PB-3 Directions

1. Create new Rates file under PB-3 folder – Inflation Rates and the Periodic Nourishment (PN) Table folder. Create new tab for new Budget Year. Save Cost Estimate Updating Rates onto excel spreadsheet from Budget EC to new Rates file.

2. Open Rates excel spreadsheet. Copy & Paste Cost Estimate Update Rates excel spreadsheet from above to new tab in the Rates excel spreadsheet. In same spreadsheet update “Yearly Rates”. (It is the Class 1 & 2 FY rate without the 1 – for example, 1.034 is .034).

Next, on the “PN” tab, update inflation rates (Class 1 – H/L & Class 2 – Contracts). Then after last FY change the integer to a “1” and then keep numerically going (for example, 2, 3, 4, etc.).

3. Open project and make new sheet at bottom for new Budget Year. Save as new file. Update date in right hand corner. Copy current column into previous (Paste special – only values) and change dates at the top of both columns.

4. Calculate price level using EM 1110-2-1304 Civil Works Construction Cost Index System (CWCCIS). This will go in the 2 cells, “Price Level H/L” and “Contract” in the top far right corner.

5. Zero out Column R – Other. Use Column R to make the adjustments. If you make any adjustments, it must balance.

6. Using the Cost to Date sheet Sink costs for current FY (sometimes prior year also). Column T is the percentage sunk to date. Column U (bottom cell) has a formula that calculates the amount sunk based on the percentage vs. the current cost estimate. The top cell is the amount of the cost estimate that gets inflated and is used on the PN Table. The formula at the bottom totals the sunk costs. The totals should match or be fairly close to the cost to date sheet. The cost to date sheet is only updated to September of the prior year. Make sure Cost to Date sheet is CORRECT. You need to add in any funding that has come in for the current FY.

7. Cells highlighted in yellow indicates Initial Construction. The top number is the inflated number. For initial construction, you must get the rate from the Cost Estimate Updating Rate spreadsheet. You use Mid-Point of Construction and use that rate from the spreadsheet. The number will be different for Hired Labor and Contracts.

8. Cells highlighted in orange will be populated with the total from the PN Table. In column U (on the top of the cell) highlighted in light green is the number that goes to the PN Table. It is a calculation that subtracts the sunk costs from the current cost estimate. This is the number that gets inflated. Take the inflated number plus the sunk

Figure 2. Construction funding schedule

costs (cell below the green highlighted one) and this total goes in the orange highlighted cell.

9. Next, the PN Table must be updated. Copy prior year and save with new Budget Year dates. The last FY is the 50-year life of the project. Never change this. Must copy and paste inflation rates from PN Table spreadsheet onto the hired labor and contract columns. Only inflate future years. E&D and Monitoring get done annually. Contract and S&A done the year of the nourishment cycle. Cycles are projected based on the date of the last cycle. The formulas in all the cells must be updated. For Contract and S&A formula also contains the number of cycles left (make sure this is correct). Then the total at the bottom plus the sunk costs (as stated in number 8) goes on the PB-3 as the total costs (highlighted in orange).

Figure 2. Construction funding schedule (Continued)

Table 6A
Category, Class, Subclass Codes

| ACTIVITY | CCS CODE | MR&T | Revision Note |
|--|----------|------|---------------|
| INVESTIGATIONS | | | |
| Navigation Studies | 110 | | |
| Navigation – Feasibility | 112 | 112 | |
| Navigation – General Reevaluation Report | 116 | 146 | |
| Navigation – Validation Study | 117 | 147 | |
| Navigation – Post Authorization Change Report | 118 | 148 | |
| Navigation – Other Report | 119 | 149 | |
| Flood Damage Prevention Studies | 120 | | |
| Flood Damage Prevention – Feasibility | 122 | 114 | |
| Flood Risk Management – General Reevaluation Report | 126 | 156 | |
| Flood Risk Management – Validation Study | 127 | 157 | |
| Flood Risk Management – Post Authorization Change Report | 128 | 158 | |
| Flood Risk Management – Other Report | 129 | 159 | |
| Shoreline Protection Studies | 130 | | |
| Shoreline Protection – Feasibility | 132 | | |
| Shoreline Protection – General Reevaluation Report | 136 | | |
| Shoreline Protection – Validation Study | 137 | | |
| Shoreline Protection – Post Authorization Change Report | 138 | | |
| Shoreline Protection – Other Report | 139 | | |
| Special Studies | 140 | | |
| Special - Feasibility | 142 | 116 | |
| Ecosystem Restoration Studies | TBD | | |
| Ecosystem Restoration Feasibility | 144 | | |
| Environmental – General Reevaluation Report | 146 | | |
| Environmental – Validation Study | 147 | | |
| Environmental – Post Authorization Change Report | 148 | | |
| Environmental – Other Report | 149 | | |
| Watershed/Comprehensive Studies | 150 | | |
| Watershed/Comprehensive – Feasibility | 152 | 118 | |
| Watershed/Comprehensive – General Reevaluation Report | 156 | | |
| Watershed/Comprehensive – Validation Study | 157 | | |
| Watershed/Comprehensive – Post Authorization Change Report | 158 | | |
| Watershed/Comprehensive – Other Report | 159 | | |
| Review of Completed Projects | | | |
| Feasibility | 164 | | |
| Preconstruction Engineering and Design | | | |
| Projects not yet Authorized for Construction | 400 | 140 | |
| Ecosystem Restoration Projects | 410 | | |
| Navigation Channels and Harbors | 421 | 141 | |

| ACTIVITY | CCS CODE | MR&T | Revision Note |
|--|-----------------|-----------------|----------------------|
| Navigation Locks and Dams | 422 | | |
| Watershed/Comprehensive Projects | 430 | | |
| Shoreline Protection | 440 | | |
| Flood Control, Local Protection | 451 | 142 | |
| Flood Control Reservoirs | 452 | | |
| Multiple Purpose Power | 460 | | |
| Projects Authorized for Construction | 600 | 160 | |
| Ecosystem Restoration Projects | 610 | | |
| Navigation Channels and Harbors | 621 | 161 | |
| Navigation Locks and Dams | 622 | | |
| Watershed/Comprehensive Projects | 630 | | |
| Shoreline Protection | 640 | | |
| Flood Control, Local Protection | 651 | 162 | |
| Flood Control Reservoirs | 652 | | |
| Multiple Purpose Power | 660 | | |
| CECW Programmed Investigations Remaining Items | | | |
| Special Investigations | 171 | | |
| FERC Licensing Activities | 172 | | |
| Interagency Water Resources Development (includes American Heritage Rivers Navigators and Coastal America) | 173 | | |
| Inventory of Dams | 174 | | |
| Interagency and International Support includes Dutch MOA | 178 | | |
| Miscellaneous Other | 179 | | |
| Access to Water Data | 180 | | |
| Coordination with Other Water Resources Agencies | 181 | | |
| CalFed | 181 | | |
| Lake Tahoe Federal Interagency Partnership | 181 | | |
| Gulf of Mexico Program | 181 | | |
| Pacific Northwest Forest Case Study | 181 | | |
| Chesapeake Bay Program | 181 | | |
| Planning Assistance to States | 186 | | |
| Collection and Study of Basic Data | 200 | 120 | |
| Stream Gaging | 210 | | |
| Precipitation Studies | 220 | | |
| International Waters Studies | 240 | | |
| Flood Plain Management Services | 250 | | |
| FPMS Non-Structural Alternatives | 251 | | |
| Systems Approach to Geomorphic Engineering (SAGE) | 252 | | |
| National Hurricane Program | 253 | | |
| National Non-Structural Flood Proofing Committee | 254 | | |
| FPMS Base Program | 255 | | |
| Hydrologic Studies | 260 | | |

| ACTIVITY | CCS CODE | MR&T | Revision Note |
|--|----------|------|---------------|
| Scientific and Technical Information Centers | 270 | | |
| Coastal Field Data Collection | 280 | | |
| Transportation Systems | 291 | | |
| Environmental Data Studies | 292 | | |
| Remote Sensing/GIS Support | 293 | | |
| Automated Information Systems Support | 294 | | |
| Flood Damage Data | 295 | | |
| Planning Support Program | 296 | | |
| Research and Development | 300s | | |
| CONSTRUCTION | | | |
| CCS to identify "study like" activities are highlighted. | | | |
| Navigation | | | |
| Navigation – Deficiency Correction Report | 125 | 345 | |
| Navigation – General Reevaluation Report | 126 | 346 | |
| Navigation – Validation Study | 127 | 347 | |
| Navigation – Post Authorization Change Report | 128 | 348 | |
| Navigation – Other Report | 129 | 349 | |
| Channels and Harbors | | | |
| Projects Specifically Authorized by Congress | 211 | | |
| Dredged Material Disposal Facilities Program | 212 | | for HMTF |
| Debris Removal | 217 | | |
| Disposal of Material on Beaches | 218 | | for HMTF |
| Locks and Dams (non-IWTF) | 220 | | |
| Mitigation of Shore Damages Attributable to Navigation Projects | | | |
| Projects Specifically Authorized by Congress | 231 | | for HMTF |
| Dam Safety Navigation (Construction) | 240 | | |
| Locks and Dams (IWTF) | 310 | | for IWTF |
| Shore Protection | | | |
| Shoreline Protection – Deficiency Correction Report | 145 | | |
| Shoreline Protection – General Reevaluation Report | 146 | | |
| Shoreline Protection – Validation Study | 147 | | |
| Shoreline Protection – Post Authorization Change Report | 148 | | |
| Shoreline Protection – Other Report | 149 | | |
| Projects Specifically Authorized by Congress | | | |
| Sacrificial Features Only | 411 | | |
| Structural and Sacrificial Features | 412 | | |
| Shoreline Erosion Control Devel and Demo | 430 | | |
| Flood Control | 320 | 320 | |
| Flood Risk Management – Deficiency Correction Report | 155 | 355 | |
| Flood Risk Management – General Reevaluation Report | 156 | 356 | |
| Flood Risk Management – Validation Study | 157 | 357 | |

| ACTIVITY | CCS CODE | MR&T | Revision Note |
|--|---|------|---------------|
| Flood Risk Management – Post Authorization Change Report | 158 | 358 | |
| Flood Risk Management – Other Report | 159 | 359 | |
| Local Protection – Projects Specifically Authorized by Congress | 511 | | |
| Reservoirs | 520 | | |
| Urban Stormwater Management – Projects Specifically Authorized by Congress | 531 | | |
| Dam Safety Flood Control (Construction) | 540 | | |
| Multiple Purpose Power | 600 | | |
| Dam Safety Multi-Purpose (Construction) | 640 | | |
| Miscellaneous | | | |
| Non-Federal Assistance (Dam Safety Enhancement) | 714 | | |
| Environmental | | | |
| Environmental – Deficiency Correction Report | 135 | | |
| Environmental – General Reevaluation Report | 136 | | |
| Environmental – Validation Study | 137 | | |
| Environmental – Post Authorization Change Report | 138 | | |
| Environmental – Other Report | 139 | | |
| Wetlands Restoration and Enhancement Demonstration Program [Section 307 (d), 1990 Act - Not Specifically Funded] | 762 | | |
| Ecosystem Restoration | 771 | | |
| Environmental Infrastructure | 772 | | |
| Shoreline Erosion Control Demonstration | 780 | | |
| Wetland & Other Aq Habitat Creation- Spec Auth (HMTF) | 791 | | for HMTF |
| Beneficial Uses of Dredged Material Specifically Authorized | 791 | | for HMTF |
| Major Rehabilitation (Including Replacements)* | See Construction Appendix for programming rehabilitations | | |
| Navigation | | | |
| Channels and Harbors | 813 | | |
| Locks and Dams | 814 | | |
| Flood Control | | | |
| Local Protection Projects Specifically Authorized by Congress | 816 | | |
| Reservoirs | 817 | | |
| Multiple Purpose Power | 818 | | |
| Multiple Purpose Power - Deficiency Correction Report | 165 | | |
| Multiple Purpose Power - General Reevaluation Report | 166 | | |
| Multiple Purpose Power - Validation Study | 167 | | |
| Multiple Purpose Power - Post Authorization Change Report | 168 | | |

| ACTIVITY | CCS CODE | MR&T | Revision Note |
|--|----------|------|---------------|
| Multiple Purpose Power - Other Report | 169 | | |
| CECW Programmed Construction Remaining Items | | | |
| Continuing Authorities Program (Projects Not Specifically Authorized by Congress) | | | |
| Navigation Improvements (Section 107, 1960 Act and Mods) | 216 | | |
| Mitigation to Shore Damage Attributable to Navigation Works (Section 111, 1968 Act) | 232 | | for HMTF |
| Hurricane and Storm Damage Reduction - Beach Erosion (Section 103, 1962 Act and Modifications) | 420 | | |
| Flood Damage Reduction (Section 205, 1948 Act and Mods) | 516 | | |
| Emergency Streambank and Shoreline Protection (Section 14, 1946 Act and Mods) | 517 | | |
| Snagging and Clearing (Section 208, 1954 Act and Mods) | 518 | | |
| Project Modifications for Improvement of the Environment (Section 1135, 1986 Act) | 722 | | |
| Aquatic Ecosystem Restoration (Section 206) | 732 | | |
| Wetland & Other Aq Habitat Creation- Not Spec Auth (Section 204) (HMTF) | 792 | | for HMTF |
| Dam Safety and Seepage/Stability Correction Program | | | |
| Dam Safety Navigation (Study) | 241 | | |
| Dam Safety Navigation (PED) | 242 | | |
| Dam Safety Flood Control (Study) | 541 | | |
| Dam Safety Flood Control (PED) | 542 | | |
| Dam Safety Multi-Purpose (Study) | 641 | | |
| Dam Safety Multi-Purpose (PED) | 642 | | |
| Miscellaneous Other | 179 | | |
| Inland Waterways Users Board | 250 | | |
| Shoreline Erosion Control Devel and Demo | 430 | | |
| Estuary Restoration Program | 737 | | |
| Aquatic Plant Control | 740 | | |
| Employee Compensation Fund (Payments to Dept. of Labor) | 750 | | |
| Miscellaneous (incl Restoration of Abandoned Mines) | 900 | | |
| OPERATION & MAINTENANCE | | | |
| CCS to identify "study like" activities are highlighted. | | | |
| Navigation | 100 | 410 | for HMTF |
| Regular Channels and Harbors (HMTF) | 111 | 410 | for HMTF |
| Mitigation of Shore Damages Attributed to Nav Projects (HMTF) | 113 | | for HMTF |
| Major Rehabilitation of Channels and Harbors Report (HMTF) | 114 | 442 | for HMTF |
| Donor & Energy Transfer Ports (except Rebates) (HMTF) | 11D | | for HMTF |
| 1% Emergency Activities for O&M NAV (HMTF) | 11E | | for HMTF |

| ACTIVITY | CCS CODE | MR&T | Revision Note |
|--|----------|------|---------------|
| Rebates to Shippers (non-HMTF) | 11F | | Non-HMTF |
| Expanded Uses (HMTF) | 11G | | for HMTF |
| Locks and Dams (non-HMTF) | 120 | | Non-HMTF |
| Channels (non-HMTF and non-Locks and Dams) | 124 | | Non-HMTF |
| Locks and Dams (HMTF) | 125 | | for HMTF |
| 1% Emergency Activities for O&M NAV (non-HMTF) | 12E | | Non-HMTF |
| Navigation – Deficiency Correction Report (HMTF) | 131 | | for HMTF |
| Navigation – Rehabilitation Report (non-HMTF) | 132 | | Non-HMTF |
| Navigation – Dredged Material Management Plan (HMTF) | 133 | 443 | for HMTF |
| Navigation – Mitigation of Shore Damages Attributable to NAV Project Report (HMTF) | 134 | | for HMTF |
| Navigation – Deficiency Correction Report (non-HMTF) | 135 | 441 | |
| Navigation – Dredged Material Management Plan (non-HMTF) | 137 | | |
| Navigation – Other Report (HMTF) | 138 | 449 | for HMTF |
| Navigation – Other Report (non-HMTF) | 139 | | |
| Flood Control | 200 | 420 | |
| Reservoirs | 210 | | |
| Scheduled Reservoir Operations | 211 | | |
| 1% Emergency Activities for O&M Reservoirs | 21E | | |
| Channel Improvements, Inspections and Miscellaneous Maintenance | 220 | | |
| Inspection of Completed Works | 221 | | |
| 1% Emergency Activities for O&M FRM Channels | 22E | | |
| Flood Risk Management – Deficiency Correction Report | 231 | 451 | |
| Flood Risk Management – Rehabilitation Report | 232 | 452 | |
| Flood Risk Management – Reallocation Study | 234 | 454 | |
| Flood Risk Management – Other Report | 239 | 459 | |
| Multiple Purpose Power | 300 | | |
| Joint BL Costs at Multipurpose with Power and with HMTF | 30H | | for HMTF |
| Joint BL Costs at Multipurpose without Power and with HMTF | 150 | | for HMTF |
| Non-NAV Purpose at Multipurpose Projects without Power and with HMTF | 151 | | |
| 1% Emergency Activities for O&M Multipurpose | 31E | | |
| Multiple Purpose Power – Deficiency Correction Report | 331 | | |
| Multiple Purpose Power – Rehabilitation Report | 332 | | |
| Multiple Purpose Power – Dredged Material Management Plan | 333 | | |
| Multiple Purpose Power – Other Report | 339 | | |
| Protection of Navigation | 400 | | |
| Prevention of Obstructive and Injurious Deposits (HMTF) | 430 | | for HMTF |
| Drift Removal (HMTF) | 450 | | for HMTF |
| Removal of Aquatic Growth (HMTF) | 460 | | for HMTF |

| ACTIVITY | CCS CODE | MR&T | Revision Note |
|---|-----------------|-----------------|----------------------|
| Project Condition Surveys (HMTF) | 470 | | for HMTF |
| Surveillance of Northern Boundary Waters (HMTF) | 480 | | for HMTF |
| Other Programs and Activities (non-HMTF) | 600 | | |
| Inspection of Completed Environmental Projects | 642 | | |
| Ecosystem Restoration and Protection | 660 | | |
| CECW Programmed O&M Remaining Items | | | |
| Navigation (remaining items) (Non-HMTF) | 110 | | Non-HMTF |
| Navigation (remaining items) (HMTF) | 111 | | For HMTF |
| Inspection of Completed Federal Flood Control Projects (remaining item) | 221 | | |
| Management Tools for O&M (incl WOTS) (remaining item) | 290 | | |
| Removal of Sunken Vessels & Navigation Obstructions – Channels & Harbors (HMTF) | 411 | | for HMTF |
| Removal of Sunken Vessels & Navigation Obstructions – Inland Waterway (non-HMTF) | 412 | | Non-HMTF |
| Protect, Clear & Straighten Channels of Nav Waterways not requiring Specific Authority – Channels & Harbors (HMTF) | 421 | | for HMTF |
| Protect, Clear & Straighten Channels of Nav Waterways not requiring Specific Authority – Inland Waterway (non-HMTF) | 422 | | Non-HMTF |
| Harbor Maintenance Fee Data Collection (HMTF) | 491 | | for HMTF |
| Waterborne Commerce Statistics (non-HMTF) | 492 | | Non-HMTF |
| Aquatic Nuisance Control (remaining item) | 495 | | |
| Miscellaneous Other Activities (remaining items) | 640 | | |
| Review of N-F Alterations of CW Projects (Sec 408) | 408 | | |
| National Emergency Preparedness Program | 500 | | |
| Continuity of Operations Planning | 510 | | |
| Catastrophic Disaster Response Planning | 520 | | |
| Emergency Operations Center Support | 530 | | |
| Emergency Water Program | 540 | | |
| Continuity of Government | 550 | | |
| Catastrophic Disaster Training and Exercise | 560 | | |
| National Emergency Response | 570 | | |
| EXPENSES | | | |
| Operating Budget | 410 | | |
| HQUSACE Program Accounts | 430 | | |
| HECSA Support to HQ | 440 | | |
| Supplementals | 450 | | |
| PLANT, REVOLVING FUND (PRIP) | | | |
| Leasehold Improvements | LH | | |
| Land | 0 | | |
| Buildings | 5 | | |
| Structures | 10 | | |
| Aircraft | 20 | | |

| ACTIVITY | CCS CODE | MR&T | Revision Note |
|---|-----------------|-----------------|----------------------|
| Dredges | 30 | | |
| Other Floating Plant | 40 | | |
| Total Mobile Land Plant | 50 | | |
| Passenger Vehicles (Suspended) | 5V | | |
| Other Mobile Land Plant | 5X | | |
| Total Fixed Land Plant | 60 | | |
| Communications Equipment | 6C | | |
| Other Fixed Land Plant | 6X | | |
| Tools, Office Furniture, and Equipment | 70 | | |
| Software | 80 | | |
| Total Automatic Data Processing Hardware | 90 | | |
| Computers and Peripherals | 9A | | |
| Computer Aided Design and Drafting | 9D | | |
| Water Control Data Systems | 9W | | |
| REGULATORY | | | |
| Permit Evaluation | 100 | | |
| Enforcement and Resolution | 210 | | |
| Studies | 300 | | |
| Other Regulations | 400 | | |
| Environmental Impact Statement | 500 | | |
| Administrative Appeals | 600 | | |
| Compliance: Authorized activities and Mitigation | 800 | | |
| FUSRAP | | | |
| Management | 100 | | |
| Investigations/Studies | 200 | | |
| Remedial Design | 300 | | |
| Remedial Action | 400 | | |
| Operation and Maintenance | 600 | | |

**Table 6B
Phase, Phase Status and Phase Activity Codes**

| | | | APPLICABLE APPROPS. | | | | Revision |
|--------------------------|--|--|---------------------|----------|----------|----------|----------------|
| | NAME | DEFINITION/APPLICATION | I | C | O&M | FUSRAP | Note |
| PHASE CODE | | | | | | | |
| AT | Admin/Technical Support | See guidance in the O&M Annex | | | X | | |
| C | Construction | For projects in Construction phase | | X | | | |
| F | Feasibility | For studies in Feasibility phase | X | | | | |
| LE | Legal/ Environmental | See guidance in the O&M Annex | | | X | | |
| P | Preconstruction Engineering and Design | For projects in PED phase, can be funded in I or C. | X | | | | |
| PA | Programmatic Activities | See guidance in the O&M Annex | | | X | | |
| SW | Specific Work Activity | See guidance in the O&M Annex | | | X | | |
| SL | Study-Like Work Activity | A work activity that results in a decision which supports future federal investment of construction appropriations. Work Activities which have been migrated from its historically funded appropriation into investigations per direction of OASA(CW) or OMB after submission of the Chief's Recommendation. | X | | | | |
| SW | Specific Work Activity | See guidance in the O&M Annex | | | X | | |
| XA | FUSRAP PA/SI | For FUSRAP PA/SI Phase. | | | | X | Added to Table |
| XB | FUSRAP RI-ROD | For FUSRAP RI-ROD Phase. | | | | X | Added to Table |
| XC | FUSRAP RA | For FUSRAP RA Phase. | | | | X | Added to Table |
| PHASE STATUS CODE | | | | | | | |
| CN | Continuing Phase | For studies and projects continuing the phase. All O&M activities will use CN unless the request is for MM or MR, then use the completion of the maintenance work. | X | X | X | X | |
| LY | Last Year of Phase | For studies or projects, the last year the phase will request funding. | X | X | | | |

| | NAME | DEFINITION/APPLICATION | APPLICABLE APPROPS. | | | | Revision |
|----------------------------|------------------------------------|---|---------------------|---|-----|--------|----------------|
| | | | I | C | O&M | FUSRAP | Note |
| NP | New Phase | Initiation of a follow-on phase of work that was unfunded, such as, PED, spin-off study, general evaluation report, new economic update or other work activities. See the Investigations appendix of the latest applicable Annual Program Development Engineering Circular for additional information on the use of new phase designation on different types of work activities. | X | X | X | X | |
| NS | New Start | For initiation of Studies, PEDs following a 100% Fed funded Feasibility study or Construction activities. See the Investigations and Construction appendices of the latest applicable Annual Program Development Engineering Circular for additional information on the use of new phase designation on different types of work activities. | X | X | | | |
| PL | Previously Last Year | A study or project that has been previously Last Year funded in a President's Budget or Work Plan. | X | X | | | |
| SC | Study-Like Candidate Work Activity | A work activity that may result in a decision which supports future federal investment of construction appropriations and may in future iterations of program development be identified by ASA(CW) or OMB as eligible to be funded in the Investigations account. This movement to investigations will not happen until after submission of the Chief's Recommendation and at the direction of OASA(CW) and/or OMB. | | X | X | | |
| NA | Not Applicable | Use for Remaining Items that do not have a Phase | X | X | X | | |
| PHASE ACTIVITY CODE | | | | | | | |
| AM | Advanced Maintenance Dredging | Advanced Maintenance dredging work packages must be submitted as separate work packages. All requests will assign a Phase Activity Code "AM". | | | X | | Added to Table |
| BO | Biological Opinion (legal | For Biological Opinion activities. | X | X | X | | |

| | NAME | DEFINITION/APPLICATION | APPLICABLE APPROPS. | | | | Revision |
|-----------|---|--|---------------------|----------|----------|--------|----------|
| | | | I | C | O&M | FUSRAP | Note |
| | requirement) | | | | | | |
| BR | Beach Renourishment Evaluation Study | Study conducted under Section 2037 of WRRDA 2014 to determine Federal participation in cost shared renourishment of a project for an additional 15 years. | X | | | | |
| BU | Beneficial Use of Dredged Material | For beneficial use activities. | | X | | | |
| C | Construction | For all construction activities in Construction not described in more detail in other Activity Codes. | | X | | | |
| CC | Continuing Authorities Program (CAP) Conversion Study | CAP projects that are being converted to Investigations. | X | | | | |
| CF | Studies during construction under a programmatic authority. | To allow for study activities in the Construction account; for specifically funded programmatic authorities in the ENR BL only. | | X | | | |
| CM | Monitoring | Post-construction environmental monitoring for ecosystem restoration and environmental mitigation and post construction monitoring associated with other activities, such as, beach nourishment which occurs after construction is physically complete prior to fiscal completion. | | X | | | |
| CP | Design during construction under a programmatic authority. | To allow for design activities in the Construction account; for specifically funded programmatic authorities in the ENR BL only. | | X | | | |
| CR | Cultural Resources Curation | Storing and maintaining an archeological and historic collections including documentation, that physically and environmentally protect the collections in accordance with Federal Standards. | | | X | | |
| CS | Construction for dam safety assurance, seepage, static | For projects in Construction phase for dam safety assurance, seepage and static instability requested by appropriation line item. | | X | | | |

| | NAME | DEFINITION/APPLICATION | APPLICABLE APPROPS. | | | | Revision |
|-----------|---|---|---------------------|---|-----|--------|----------|
| | | | I | C | O&M | FUSRAP | Note |
| | instability requested by appropriation line item. | | | | | | |
| DC | Deficiency Correction | For deficiency correction activities. | | X | | | |
| DE | Donor Ports or Energy Transfer Ports | Donor Ports or Energy Transfer Ports under Maintenance only. | | | X | | |
| DF | Dredged Material Disposal Facility (DMDF) | For construction and expansion of all Dredged Material Disposal Facilities. To be listed as individual work packages. | | X | | | |
| DM | Dredged Material Management Plans (DMMPs) | To conduct and prepare Dredged Material Management Plans (DMMPs). | X | | X | | |
| DP | Construction for dam safety assurance, seepage, static instability included in the dam safety national program account. | For projects in Construction phase for dam safety assurance, seepage and static instability under the dam safety national program account. | | X | | | |
| DR | Maintenance Dredging | For all maintenance dredging activities. | | | X | | |
| ED | Engineering and Design | Engineering and Design | | X | | | |
| EN | Actions not covered by BO, MT, CR, IS | Actions not covered by BO, MT, CR, IS | | X | | | |
| EP | Strategic Sustainability Performance Plan Projects | For projects meeting the requirements of SSPP program and EO 13514. | | | X | | |
| FB | Fee Boundary | Includes any activities related to the inspection, maintenance, surveying, monumentation, or encroachment resolution of Fee-owned property. | | | X | | |
| FC | Comprehensive or Basin-wide Study | The work that can be done under a comprehensive or basin-wide study will depend on the specific authority. HQUSACE implementation guidance is | X | | | | |

| | NAME | DEFINITION/APPLICATION | APPLICABLE APPROPS. | | | | Revision |
|-----------|--|---|---------------------|---|----------|--------|----------------|
| | | | I | C | O&M | FUSRAP | Note |
| | | required before proceeding on a comprehensive or basin-wide study. Comprehensive or basin-wide studies require a Cost Sharing Agreement, and the costs are shared as per the specific authority. | | | | | |
| FE | Flowage Easement | Includes any activities related to the inspection, maintenance, surveying, monumentation, or encroachment resolution of Flowage Easement property. | | | X | | |
| FS | Feasibility Study | For studies leading to authorization of improvements, including addition of unauthorized separable elements or separately implementable features for a project that does not require reformulation. | X | | | | |
| FW | Watershed Study - feasibility level (Section 729) | Watershed Study. A study that meets the criteria of Section 729 of WRDA 86 resulting in a Watershed Plan, which may recommend more detailed feasibility studies, but those feasibility studies may not be conducted under Section 729 authority. | X | | | | |
| GD | Geospatial Data for the land data mitigation | Geospatial Data for the land data mitigation | | | X | | Added to Table |
| GR | General Reevaluation Report | Study that involves reformulation of alternatives from previously completed study. The addition of separable elements or separately implementable features may be included as long as reformulation of the already recommended or already authorized alternative is included. | X | | | | |
| HI | Hydraulic Steel Structure Safety Inspections & Evaluations | For periodic safety inspections and reports, capacity ratings, seismic evaluation, special inspections, weld inspections, fit for service analysis, etc. | | | X | | |
| HM | Hydropower Modernization Initiative (HMI) work | For <u>all</u> maintenance work identified by the Hydropower Modernization Initiative in the BY. Use HM in lieu of MM where costs meet or exceed the MM threshold. | | | X | | |

| | NAME | DEFINITION/APPLICATION | APPLICABLE APPROPS. | | | | Revision |
|-----------|--|---|---------------------|---|-----|--------|----------------|
| | | | I | C | O&M | FUSRAP | Note |
| HR | Hydraulic Steel Structure Safety Repairs & Maintenance Work | For maintenance and repairs to stoplogs, gates and gate operating systems, painting, safety upgrades, component replacements, component strengthening etc. | | | X | | |
| IP | Critical Infrastructure Protection & Resilience Program (CIPR) | For budgeted items related to CIPR. | | | X | | |
| IS | Invasive Species | For detection, prevention, treatment, control and eradication of invasive species including exotic and nuisance plants and animals which threaten infrastructure or ecosystem functions. | | | X | | |
| IZ | Special Study | Studies to be used only in special cases, where the study or project has a National perspective and is not tied to one project purpose or business line. Most often these will be HQ funded items under remaining items. | X | | | | |
| LR | Limited Reevaluation Reports | A limited reevaluation report is a separate report that documents the analyses undertaken in a limited reevaluation study (ER 1105-2-100). | X | X | | | Added to Table |
| LR | Post-Feasibility Studies /Limited Reevaluation Study (LRR) | A Post-Feasibility Studies /Limited Reevaluation Study (LRR) is a separate report that documents the analyses undertaken in a limited reevaluation study that is designated after the Feasibility Study (Usually a special case). | X | | | | Added to Table |
| LS | Levee Safety Studies and Evaluations | For all levee screenings, IES's and Levee Safety Modification Reports. | | | X | | |
| M | Maintenance | For routine maintenance activities in O&M not described in more detail in other Activity Codes. | | | X | | |
| MB | Bridge Maintenance & Repairs Work | For all Bridge maintenance and repair activities. | | | X | | |
| MC | Maintenance of Breakwaters, | For maintenance and repair activities of all Breakwaters, Jetties, | | | X | | |

| | NAME | DEFINITION/APPLICATION | APPLICABLE APPROPS. | | | | Revision |
|-----------|---|---|---------------------|---|-----|--------|----------|
| | | | I | C | O&M | FUSRAP | Note |
| | Jetties and Coastal Structures | and other Coastal Structures. | | | | | |
| MD | Dam Maintenance and Repairs | For all Dam maintenance and repair activities. | | | X | | |
| MF | Maintenance of Dredged Material Disposal Facilities | For all maintenance of Dredged Material Disposal Facilities. | | | X | | |
| MJ | Maintenance Joint Activities | For joint maintenance activities at O&M multipurpose hydropower projects (Cat/Class 300) authorized for multiple purposes. | | | X | | |
| MK | Lock Maintenance and Repairs | For all Lock maintenance and repair activities. | | | X | | |
| ML | Levee Safety Maintenance & Repairs Work | For all Levee Safety maintenance and repair activities. | | | X | | |
| MM | Major Maintenance | For major maintenance activities. This Activity Code is to be used if the maintenance item exceeds the major maintenance dollar threshold (see the Glossary). For HMI projects only - use HM in lieu of MM. | | | X | | |
| MR | Rehabilitation | For (major) Rehabilitation projects. Cost threshold for Major Rehab projects is \$24M or more. Cost threshold for coastal navigation projects is \$40M. See ANNEX II, paragraph II-2-2 i. | | X | | | |
| MT | Mitigation | Measures to comply with Section 906 of WRDA 1986 as amended by section 2036(a) of WRDA '07 for mitigation of fish and wildlife and other habitat associated with Corps projects as contained in an approved decision document or NEPA document. | | X | X | | |
| O | Operations | For routine operations activities in O&M not described in more detail in other Activity Codes. | | | X | | |
| OB | Bridge | For Bridge-related operations | | | X | | |

| | NAME | DEFINITION/APPLICATION | APPLICABLE APPROPS. | | | | Revision |
|-----------|---|--|---------------------|----------|----------|--------|----------------|
| | | | I | C | O&M | FUSRAP | Note |
| | Operations, Inspections & Evaluations | activities and all Bridge safety inspections and reporting. | | | | | |
| OC | Caretaker Activities | To perform minimal project operations activities for Caretaker status. | | | X | | |
| OJ | Operation Joint Activities | For joint operations activities at O&M multipurpose hydropower projects (Cat/Class 300) authorized for multiple purposes. | | | X | | |
| OL | ICW Levee Safety Inspections | For all Levee Safety, ICW inspections. | | | X | | |
| OR | Rehabilitation Reports | To conduct and prepare (major) Rehabilitation Reports. | | | X | | |
| OS | Contaminated Sediment Removal | Contaminated Sediment Removal | | | X | | |
| OV | Vertical Datum | For project vertical datum corrective actions. | | | X | | |
| P | Preconstruction Engineering and Design | For projects in PED phase not described in more detail in other Activity Codes. | X | | | | |
| PA | Post-Feasibility Studies/Section 902 Post Authorization Study | This is a type of Validation Study for Section 902 Post Authorization. | X | X | | | |
| RM | Sponsor Reimbursement | Sponsor reimbursements shall have the phase activity code "RM". | | X | | | Added to Table |
| RR | Reformulation Report | For other decision documents, such as, Reformulation documents. | X | X | | | |
| SA | Safe Condition | Safe Condition | | X | | | |
| SF | Spin-off Studies | A Feasibility Study that is specifically identified in a final report from a Comprehensive or Basin-wide Study and that would be carried out under the same study authority as the Comprehensive or Basin-wide, if provided for by that authority, is termed a Spin-off Study. | X | | | | |
| SI | Dam Safety | For Dam Safety Interim Risk | | | X | | |

| | NAME | DEFINITION/APPLICATION | APPLICABLE APPROPS. | | | | Revision |
|-----------|--|--|---------------------|----------|----------|--------|----------------|
| | | | I | C | O&M | FUSRAP | Note |
| | Interim Risk Reduction Measures | Reduction Measures (IRRM) at DSAC I, II, and III dams. For example, developing IRRM Plans, Investigations and Studies, Hydrologic and Seismic Evaluations, Enhanced Instrumentation and Monitoring, Updating Inundation Maps, Communication System Upgrades; Flood Warning Systems, etc. | | | | | |
| SM | Federal Sand | For Federal sand mitigation activities. | | X | | | |
| SO | Dam Safety Other | For Other, non-routine Dam Safety activities, such as, evaluations and repairs at DSAC IV and V dams. For example, Investigations and Studies, Hydrologic and Seismic Evaluations, etc. | | | X | | |
| SR | Dam Safety Routine | For routine Dam Safety activities. For example, Annual and Periodic Inspections, Periodic Assessments, Instrumentation Data Management, Surveys, Monitoring, etc. | | | X | | |
| SS | Study for dam safety assurance, seepage, static instability leading to construction included in the dam safety national program account. | For study activities specifically pertaining to dam safety assurance, seepage and static instability. | X | X | X | | |
| TC | Tribal Coordination | Tribal Coordination | | | X | | |
| VC | Visitors Center | Work packages for visitor centers must have the phase activity code "VC". If a visitor center is a class A regional visitor center, it must be noted in the description. | | | X | | Added to Table |
| VS | Post-Feasibility Studies/Validation Study | This is a reexamination of project justification, including the economics and/or environmental effects, which do not require reformulation of alternatives. | X | X | X | | |
| WA | Water Assessments - | Watershed Assessments is a reconnaissance level assessment | X | | | | Added to Table |

| | NAME | DEFINITION/APPLICATION | APPLICABLE APPROPS. | | | | Revision |
|-----------|---------------------------|--|---------------------|---|----------|----------|----------|
| | | | I | C | O&M | FUSRAP | Note |
| | recon level (section 729) | conducted that is intended to result in a watershed plan (Section 729 WA). | | | | | |
| WR | Water Reallocation | Water Reallocation | | | X | | |
| XA | FUSRAP PA/SI | For FUSRAP PA/SI Phase. | | | | X | |
| XB | FUSRAP RI - ROD | For FUSRAP RI-ROD Phase. | | | | X | |
| XC | FUSRAP RA | For FUSRAP RA Phase. | | | | X | |

DATE _____

Certification of Compliance with Coastal Barrier Resources Act

I hereby certify that the BY budget for the _____ (District name) District Civil Works Program does not include a request for funds which would result in any new federal expenditures or financial assistance prohibited by the Coastal Barrier Resources Act (PL 97-348), as amended by the Coastal Barrier Improvement Act of 1990 (PL 101-591).

Colonel,
Corps of Engineers
Commanding

FOR ILLUSTRATION PURPOSES ONLY
(TO BE TYPED AS NECESSARY)

Figure 3A. Certification of Compliance with Coastal Barrier Resources Act

DATE _____

Certification of Compliance with Coastal Barrier Resources Act

I hereby certify that no Civil Works Budget funds were obligated in BY-2 by the _____ (District's name) District for any new federal expenditures or financial assistance prohibited by the Coastal Barrier Resources Act (PL 97-348), as amended by the Coastal Barrier Improvement Act of 1990 (PL 101- 591).

Colonel,
Corps of Engineers
Commanding

FOR ILLUSTRATION PURPOSES ONLY
(TO BE TYPED AS NECESSARY)

Figure 3B. Certification of Compliance with Coastal Barrier Resources Act
Management Control Evaluation Checklist

FUNCTION. The function covered by this checklist is Civil Works Budget Development.

PURPOSE. The purpose of this checklist is to assist Programs Management Organizations in USACE Major Subordinate Commands (MSC) and Districts in evaluating key management controls in development of their annual budget requests. It is not intended to cover all controls.

INSTRUCTIONS. Become thoroughly familiar with the contents of the Budget EC and read Section 21 (Certification and Verification of Compliance Requirements) of the EC before completing the checklist. Answers must be based on the actual testing of key management controls (such as, document analysis, direct observation, sampling, simulation, other). "Tested by" should be the individual's name that completed the action. "Response" answers which indicate deficiencies must be explained and corrective actions indicated in support documentation. "Remarks" should include methodology used (if applicable).

TEST QUESTIONS:

1. Are funding schedules continuously reviewed and adjusted to reflect Congressional actions, the local sponsors' financial capability (if applicable), and project progress?

Tested by:
Response: YES _____ NO _____ NA _____
Remarks:

2. Does development of the multi-year programs follow the guidance included in the applicable Appendices of this Budget EC?

Tested by:
Response: YES _____ NO _____ NA _____
Remarks:

3. Are alternative multi-year program proposals fully documented?

Tested by:
Response: YES _____ NO _____ NA _____
Remarks:

4. Is the multi-year Capability program independent of the other programs, yet consistent with Army Policy and approved Project Cooperation Agreements?

Tested by:
Response: YES _____ NO _____ NA _____
Remarks:

Figure 3C. Management Control Evaluation Checklist

5. Have the "Class 1" rates of Table 4, "BY Program, Cost Estimate Updating," been applied to the pay-related costs for civilian employees when preparing PB3's and PB6's (realistic workflow and funding schedules)?

Tested by:
Response: YES _____ NO _____ NA _____
Remarks:

6. Have the "Class 2" rates of Table 4, "BY Program, Cost Estimate Updating," been used to update costs for consultants and A/Es used in the various preconstruction planning and construction stages of work when preparing PB3a's and PB6's (realistic workflow and funding schedules)?

Tested by:
Response: YES _____ NO _____ NA _____
Remarks:

7. Have the "Class 1" and "Class 2" rates of Table 4, "BY Program, Cost Estimate Updating," been used for the period BY-1 through BY+19 for all PPAs when preparing PB3a's and PB6's?

Tested by:
Response: YES _____ NO _____ NA _____
Remarks:

8. Has the procedure in Footnote 16 of Table 4, "BY Program, Cost Estimate Updating," been used to determine rates for use in updating cost estimates beyond BY+19?

Tested by:
Response: YES _____ NO _____ NA _____
Remarks:

9. Are the appropriate discount rates being used to compute the benefit-cost ratios of projects?

Tested by:
Response: YES _____ NO _____ NA _____
Remarks:

10. Is the approval date of the latest economic analysis consistent with the Budget EC?

a. For construction and PED new starts - BCR updates are not more than three years older than the date of the budget submission to HQUSACE?

Tested by:
Response: YES _____ NO _____ NA _____
Remarks:

Figure 3C. Management Control Evaluation Checklist (Continued)

b. For continuing construction and PEDs - BCR updates are not more than five years older than the date of the budget submission to HQUSACE?

Tested by:
Response: YES _____ NO _____ NA _____
Remarks:

11. Were benefit-cost ratio computations based on benefits in the latest approved economic analyses, were current project costs deflated to the price levels of such benefits, and were all review and certification requirements met?

Tested by:
Response: YES _____ NO _____ NA _____
Remarks:

12. Are new start recommendations justified based on NED benefits, or responsive to restoration and protection of environmental resources, including fish and wildlife habitat – such as, inland and coastal wetlands, other aquatic and riparian habitat?

Tested by:
Response: YES _____ NO _____ NA _____
Remarks:

13. Do recommended new construction starts have certified M-CACES baseline cost estimates?

Tested by:
Response: YES _____ NO _____ NA _____
Date confirmed/tested: _____
Remarks:

14. Have New Start recommendations been screened according to the criteria established in the Budget EC?

Tested by:
Response: YES _____ NO _____ NA _____
Remarks:

15. Are data in the Construction and Investigations illustrations (PB6's and PB3's - realistic workflow and funding schedules) compatible, showing that:

a. Construction capability is shown for the fiscal year following PED completion?

Tested by:
Response: YES _____ NO _____ NA _____
Remarks:

Figure 3C. Management Control Evaluation Checklist (Continued)

b. Project cost estimates are identical?

Tested by:

Response: YES _____ NO _____ NA _____

Remarks:

16. Are the latest (most current) cost estimates for BY projects, through project completion, within the project 902 cost limit established in law? If not, provide project details in the remarks below.

Tested by:

Response: YES _____ NO _____ NA _____

Remarks:

17. Were Section 902 cost limit calculations performed by District economists consistent with ER 1105-2-100, Appendix G, Table G-4? *Note:* that use of the Section 902 Analysis Certified Tool is acceptable in lieu of Table G-4.

Tested by:

Response: YES _____ NO _____ NA _____

Remarks:

18. Were the (most current) cost estimates developed by the district (or region) cost estimating personnel consistent with the following standards: (1) ER 1110-2-1302, Civil Works Cost Engineering and (2) EC 1165-2-217, Water Resources Policies and Authorities REVIEW POLICY FOR CIVIL WORKS?

Tested by:

Response: YES _____ NO _____ NA _____

Remarks:

19. Does the "Total Allocation to Date" for any budgeted project exceed 80 percent of the current "Total Project Cost Estimate"? If so, provide project details in the remarks section below and to the MSC Commander, Chief, CECW-ID, and DCG, C+EO as soon as possible.

Tested by:

Response: YES _____ NO _____ NA _____

Remarks:

20. Where "Total Allocation to Date" for any budgeted project exceeds 80 percent of the authorized "Total Project Cost Estimate", the following has been verified:

a. The most recent Total Project Cost Estimate and associated products were developed consistent with the following standards: (1) ER 1110-2-1302, Civil Works Cost Engineering, and (2) EC 1165-2-217, Water Resources Policies and Authorities - Review Policy for Civil Works.

Tested by:

Response: YES _____ NO _____ NA _____

Remarks:

Figure 3C. Management Control Evaluation Checklist (Continued)

b. The most recent Total Project Cost Estimate, construction schedule and risk-based analysis is consistent with (1) ER 1110-2-1302, Civil Works Cost Engineering, is not more than two years old at the time of the budget submission to HQ and were developed by the district (or region) cost personnel with support from the PDT.

Tested by:
Response: YES _____ NO _____ NA _____
Remarks:

21. Where the risk-based analysis indicates the most recent Total Project Cost Estimate will exceed the 902 limit, a District Quality Control/Quality Assurance (DQC) Review and a Cost Agency Technical Review (Cost ATR) Certification have been obtained from the Cost Engineering Mandatory Center of Expertise (MCX).

Tested by:
Response: YES _____ NO _____ NA _____
Remarks:

DATE PREPARED: _____

[*Note:* Help make this a better tool for evaluating management controls. Submit suggestions for improvement via your MSC CWID Chief to HQUSACE (CECW-ID).]

FOR ILLUSTRATION PURPOSES ONLY
(TO BE TYPED AS NECESSARY)

Figure 3C. Management Control Evaluation Checklist (Continued)

DATE: _____

Certification of Use of Management Control Evaluation Checklist

I hereby certify that in the BY, (major subordinate command name) Division's Civil Works Budget was developed making full use of the Management Control Evaluation Checklist.

Director of Civil Works Programs Management

FOR ILLUSTRATION PURPOSES ONLY
(TO BE TYPED AS NECESSARY)

Figure 3D. Certification of Use of Management Control Evaluation Checklist

DATE _____

Verification of Compliance with ER 1105-2-100 for BCR Updates

I hereby verify that the BCRs for projects submitted for the Civil Works BY budget submission from the _____(district) were:

1. Developed in strict accordance with ER 1105-2-100 or an approved economic update based on the Methodology for Updating Benefit-to-Cost Ratios (BCR) for Budget Development dated March 8, 2012.

2. That the Civil Works Integrated Funding database (CW-IFD) Primavera 2v3 (P2) system data accurately reflects these economic updates.

Colonel/Lt. Colonel,
Corps of Engineers
Commanding

FOR ILLUSTRATION PURPOSES ONLY
(TO BE TYPED AS NECESSARY)

Figure 3E. Verification of Compliance with ER 1105-2-100 for BCR Updates
CERTIFICATE OF REVIEW

I hereby certify that the Office of Counsel in this organization has reviewed and found legally sufficient all justification materials for which this organization is a proponent and which this organization has submitted for consideration for the Fiscal Year budget.

[Select one:]

[Name]
Office of Counsel,
USAED, [District]
Date: _____

[Name]
Office of Counsel,
USAED, [Division]
Date: _____

[Name]
Office of Counsel,
USAED, Institute for Water Resources
Date: _____

[Name]
Office of Counsel,
USA Engineer Research and
Development Center
Date: _____

[Name]
Office of Counsel,
USAE Center
Date: _____

[Name]
Office of Counsel,
HQUSACE
Date: _____

FOR ILLUSTRATION PURPOSES ONLY
(TO BE TYPED AS NECESSARY)

Figure 3F. Justification Sheet Certification of Legal Review

U.S. Army Corps of Engineers - Civil Works Program
 FY24 President's Budget (PB) Construction Program (CP)
 Continuing Contract Authority Program (CCAP) for FY24 PB CP
Form 1
 MSCs Candidate Continuing Contracts (CCCs) for FY24 PB CCAP
 Regional Integration Teams (RITs) Evaluations of MSCs CCCs Qualifications for FY24 PB CCAP
 Note: Table is currently filled out with FY23 for easy understanding. All FY23 data should be replaced with FY24 data when submitting.

| CCC Characteristics | CCC Qualification Criteria | Actions | MSC / CCCs | | | | | | | | | | | | | | |
|---------------------|---|--|---|--|---------------|---------------|---------------|---------------|---------------|---------------|---------------|--|-----------------------------|---------------|---------------|---------------|---------------|
| | | | LRD | MVD | NAD | NWD | POD | SAD | SPD | SWD | | | | | | | |
| | | | Rough River Dam (MRP), Name of CCC 2 | Type of name of project. (It will vary if necessary) | Name of CCC 2 | Name of CCC 1 | Name of CCC 2 | Name of CCC 1 | Name of CCC 2 | Name of CCC 1 | Name of CCC 2 | CERP CEPP EAA A-2 Reservoir Embankment | CERP BCWPA C-11 Impoundment | Name of CCC 1 | Name of CCC 2 | Name of CCC 1 | Name of CCC 2 |
| Benefit | | | | | | | | | | | | | | | | | |
| 1 | Preponderance of benefit accrues to national priority purposes of commercial navigation, aquatic ecosystem restoration, and flood and storm damage reduction. | Enter percentage, e. g., 100 for 100%. | 100 | | | | | | | | | 100 | 100 | | | | |
| Federal Cost | | | | | | | | | | | | | | | | | |
| 2 | Minimum total federal cost ≥ \$100M, reasonably presumed, through financial closeout. | Enter total federal cost in millions, e. g., 110 for \$110M. | 357 | | | | | | | | | 2,110 | 343 | | | | |
| | | Review "placement schedule" (earnings/disbursement schedule) for each CCC to | | | | | | | | | | | | | | | |

Figure 4. CCAP Form 1 - Characteristics & Qualification Criteria (CQC)

U.S. Army Corps of Engineers - Civil Works Program
 FY24 President's Budget (PB) Construction Program (CP)
 Continuing Contract Authority Program (CCAP) for FY24 PB CP
Form 2
 Regional Integration Teams (RITs) Evaluations of Candidate Continuing Contracts (CCCs) for the FY24 PB CCAP
 Continuing Contract Authority Board (CCAB) Selection of CCCs for the FY24 PB CCAP
 Note: Table is currently filled out with FY23 for easy understanding. All FY23 data should be replaced with FY24 data when submitting.

| CCAP Characteristics | CCAP Development Criteria | Action | MSC / CCCs | | | | | | | | | | | | | | | |
|--|--|--|------------------------------------|---------------|--|---------------|---------------|---------------|---------------|---------------|---------------|---------------|--|-----------------------------|---------------|---------------|---------------|---------------|
| | | | LRD | MVD | NAD | NWD | POD | SAD | SPD | SWD | | | | | | | | |
| | | | Upper River Dam (MRP), Kentucky | Name of CCC 2 | Type of name of project. (It will vary if necessary) | Name of CCC 2 | Name of CCC 1 | Name of CCC 2 | Name of CCC 1 | Name of CCC 2 | Name of CCC 1 | Name of CCC 2 | CERP CEPP EAA A-2 Reservoir Embankment | CERP BCWPA C-11 Impoundment | Name of CCC 1 | Name of CCC 2 | Name of CCC 1 | Name of CCC 2 |
| Regional Integration Teams (RITs) Evaluations of MSC CCCs Qualifications for FY23 PB CCAP | | | | | | | | | | | | | | | | | | |
| 1 | All CCCs that meet all nine (9) CCC criteria, or criteria 1 - 7 and 9, qualify for inclusion in PB CCAP. Those that meet criterion 8 are favored. | Copy RITs evaluations from Table 1, e. g., Y or N. | Y | | | | | | | | | N | Y | | | | | |
| Selection of CCCs for PB CCAP | | | | | | | | | | | | | | | | | | |
| 2 | CCCs selected for the PB CCAP are based on relative merits of all CCCs in addressing national priorities identified under "CCC Characteristic," "Benefit." | If criterion is met, enter (Y) for yes; if not, enter (N) for no, or not determined. | Y | | | | | | | | | Y | Y | | | | | |
| Budget for PB CCAP | | Review "placement schedules" (earnings/disbursement schedules) for all CCCs selected for the PB CCAP to verify that there is sufficient funding within each planned annual budget policy of the PB | | | | | | | | | | | | | | | | |

Figure 5. CCAP Form 2 - Characteristics & Development Criteria (CDC)

Appendix A References

Section I - Required Publications.

1. Public Laws:

PL 93-251

Water Resources Development Act of 1974 (Cited in App. I, para. I-2-15.a.)
(Available at <https://planning.erdc.dren.mil/toolbox/library/PL/WRDA1974.pdf>)

PL 94-273

Reimbursements Payments of 2000 to Department of Labor (Cited in App. I, para. I-3-5.a.)
(Available at <http://uscode.house.gov/statutes/pl/94/273.pdf>)

PL 95-502

Act to amend the Internal Revenue Code of 1954 (Cited in App. D, para. D-2-6.a.)
(Available at <https://www.gpo.gov/fdsys/pkg/STATUTE-92/pdf/STATUTE-92-Pg1693.pdf>)

PL 97-348

Coastal Barrier Resources Act, Oct 18, 1982 (Cited in the Main EC, para. 21.a.(1))
(Available at <http://uscode.house.gov/statutes/pl/97/348.pdf>)

PL 99-662

Water Resources Development Act of 1986 (Cited in App. D, para D-2-6.a.)
(Available at <https://www.revolvy.com/page/Water%20Resources%20Development%20Act%20of%201986?styp=topics&cmd=list>)

PL 100-707

Robert T. Stafford Disaster Relief and Emergency Assistance Act (Cited in the Main EC, para. 9.c.(8) & App. I, para. I-4-24.b.(2))
(Available at <https://emilms.fema.gov/IS230c/FEM0101180.htm>)

PL 101-591

Coastal Barrier Improvement Act of 1990 (Cited in the Main EC, para. 21.a.(1))
(Available at <https://www.govtrack.us/congress/bills/101/hr2840>)

PL 101-601

Native American Graves Protection and Repatriation Act, Nov 16, 1990 (Cited in App. D, para. D-4-3.e. & App. I, para. I-4-7.b.(2)(a))
(Available at <https://www.nps.gov/archeology/tools/Laws/nagpra.htm>)

PL 102-580

Water Resources Development Act of 1992 (Cited in App. C, para. C-2-2.f. & App J)
(Available at <https://www.govtrack.us/congress/bills/101/s2740>)

PL 103-62

Government Performance and Results Act of 1993 (Cited in the Main Ec, para. 7.b.
& App. D, para. D-6-1.)
(Available at <https://obamawhitehouse.archives.gov/omb/mgmt-gpra/gplaw2m>)

PL 104-46

Energy and Water Development Appropriations Act, 1994 (Cited in the Main EC,
para. 7.c.(1) & 11.c.(2) & App. G, para. G-1-4.a.)
(Available at <https://www.congress.gov/bill/103rd-congress/house-bill/2445>)

PL 104-303

Water Resources Development Act of 1996 (Cited in App. C, para. C-2-5.b.(6)(c), C-
2-6.b.(1), C-2-9.b.& C-2-9.g.; App. I, para. I-2-9.a. & I-4-10.b.(2))
(Available at <https://www.fws.gov/habitatconservation/Omnibus/WRDA1996.pdf>)

PL 106-541

Water Resources Development Act of 2000 (Cited in App. I, para. I-4-34.c.)
(Available at <https://www.revolvy.com/page/Water%20Resources%20Development%20Act%20of%202000?styp=topics&cmd=list>)

PL 109-58

Energy Policy Act, 2005 (Cited in App. D, para. D-5-9.)
(Available at <https://www.congress.gov/bill/109th-congress/house-bill/6>)

PL 110-114

Water Resources Development Act, 2007 (Cited in App J)
(Available at <https://www.congress.gov/bill/110th-congress/house-bill/1495>)

PL 110-140

Energy Independence and Security Act, 2007 (Cited in App. D, para. D-5-9.)
(Available at <https://www.congress.gov/bill/109th-congress/house-bill/6>)

PL 113-121

Water Resources Reform and Development Act, 2014 (Cited in App. B, para. B-3.a.,
B-4., B-4.b.(a), B-8.a., B-8.a.(4) & B-10.b.; App. C, para. C-2-2.d.(5) & C-2-2.f.; &
App J)
(Available at <https://www.congress.gov/bill/113th-congress/house-bill/3080>)

2. Office of Management and Budget (OMB) documents:

Budget of the United States Government, Analytical Perspectives
(Cited in the Main EC, para. 11.a.(1) & 11.a.(1)(b))

OMB Circular A-11 Preparation, Submission and Execution of the Budget
(Cited in the Main EC, para. 21.a.(1))

3. Corps of Engineers Publications -- Engineer Circulars (EC), Regulations (ER), Manuals (EM), Engineering Technical Letters (ETL): (Available at <http://www.publications.usace.army.mil>)

EC 11-2-XXX (number updates annually)
Corps of Engineers Civil Works Program Management, Execution of the Army Civil Works Program

EC 1165-2-217
Water Resources Policies and Authorities - Civil Works Review

ER 1105-2-100
Planning Guidance Notebook (Cited in the Main EC, para. 18.a., 18.b.(3) & 21.b.; App. B, para. B-2.a.(8); & App. C, para. C-5.l.)

ER 1110-2-1302
Civil Works Cost Engineering (Cited in the Main EC, para. 17.c.; 18.a.; & C-5.f.)

ER 5-1-11
USACE Business Process (Cited in App. C, para. C-5.f.)

Section II - Related Publications. Army Regulations (AR) are available at <http://armypubs.army.mil/ProductMaps/PubForm/AR.aspx>

1. Department of the Army Regulations (AR):

AR 11-2

Managers' Internal Control Program (Cited in the Main EC, para. 21.a.(2) & 21.a.(2)(c))

AR 385-10

The Army Safety Program

AR 420-1

Army Facilities Management (Cited in App J)

2. Corps of Engineers Publications -- Engineer Circulars (EC), Regulations (ER), Manuals (EM), Pamphlets (EP), and Civil Works Policy Memorandums (CWPM): (Available at <http://www.publications.usace.army.mil>)

EM 1110-1-2909

Geospatial Data and Systems

ER 11-1-320

Civil Works Emergency Management Programs

ER 11-2-220

Civil Works Activities General Investigation

ER 11-2-240

Civil Works Activities - Construction & Design (Cited in App. C, para. C-4-4.a.(4))

ER 11-2-290

Civil Works Activities, General Expenses

ER 11-2-292

Capability Estimates During Defense of Civil Works Program

ER 25-1-106

Information Technology Capital Planning and Investment Management

ER 37-1-29

Financial Administration – Financial Management of Capital Investments (Cited in App. H, para. H-1-2.a. & H-1-3.a.)

ER 37-1-30

Financial Administration – Accounting and Reporting

ER 200-1-4

Environmental Compliance Policies (Formerly Utilized Sites Remedial Action Program (FUSRAP)) – Site Designation, Remediation Scope, and Recovering Costs

ER 200-2-3

Environmental Compliance Policies

ER 500-1-1

Emergency Employment of Army and Other Resources - Civil Emergency Management Program

ER 1110-2-111

Engineering and Design - USACE Bridge Safety Program (Cited in App J)

ER 1110-2-1156

Engineering and Design - Safety of Dams – Policy and Procedures (Cited in App. B, para. B-2.a.(7))

ER 1130-2-500

Partners and Support (Work Management Policies)

ER 1130-2-510

Hydroelectric Power Operations and Maintenance Policies

ER 1130-2-540

Environmental Stewardship Operations and Maintenance Guidance and Procedures

ER 1130-2-550

Recreation Operations and Maintenance Policies

ER 1165-2-119

Modifications to Completed Projects

ER 1165-2-131

Local Cooperation Agreements for New Start Construction Projects

ER 1165-2-400

Recreational Planning, Development, and Management Policies

EP 1130-2-500

Partners and Support (Work Management Guidance and Procedures)

EP 1130-2-540

Environmental Stewardship and Maintenance Guidance and Procedures

EP 1130-2-550

Recreation Operations and Maintenance Guidance and Procedures

CECW-P

Memorandum for Planning Community of Practice, 24 May 2013

CWPM-12-001

Methodology for Updating BCR for Budget Development

Appendix B

Investigations and MR&T Investigations, General

B-1. Applicability. This appendix provides Program guidance and procedures for specifically authorized activities in the Investigations appropriation title and comparable ones from the Flood Control, MR&T appropriation title, where appropriate. The appropriation titles provide funds for Investigations authorized by general or specific Congressional legislation or by resolution of the Committee on Environment and Public Works of the U.S. Senate or the Committee on Public Works and Transportation of the House of Representatives, including interim reports thereon.

B-2. Types of Studies.

The following definitions are provided to assist in identifying studies to be included in the investigations program budget submission. The code in () immediately following the type of study in this section represents the Phase Activity Code for the study in the Civil Works - Integrated Funding Database (CW-IFD).

a. Special Studies (IZ). Studies to be used only in special cases, where the study or project has a National perspective and is not tied to one project purpose or business line. These are rare and most often these will be HQ funded items.

b. Feasibility Study (FS). This is a study leading to either 1) a recommendation for construction of improvements where there is existing authorization or recommendation for construction authorization, or 2) a determination of a lack of federal interest. Improvements include addition of unauthorized separable element(s) or separately implementable features to a project that does not require reformulation. The cost of a Feasibility Study is shared 50 percent federal and 50 percent non-federal under the terms of a Feasibility Cost Sharing Agreement (FCSA), unless otherwise authorized.

c. Watershed Study (FW). Section 729 of the WRDA of 1986 authorizes the Corps of Engineers to study the water needs of river basins and regions of the United States, in consultation with state, interstate and local governmental entities. The results of the Section 729 studies will be documented in a Watershed Management Plan, which may recommend more detailed feasibility studies. These more detailed feasibility studies may not be conducted under the authority of Section 729. Section 729 studies are cost - shared 75 percent federal and 25 percent non-federal using the watershed Cost Sharing Agreement. Reference ER 1105-2-411 (Planning - Watershed Plans). Watershed studies:

(1) Require consideration about water resources development and management in the context of multiple purposes rather than single purposes, and, thus, facilitates the search for comprehensive and integrated solutions.

(2) Improve opportunities for public and private groups to identify and achieve common goals by unifying on-going efforts and leveraging resources.

(3) Identify a combination of recommended actions (Watershed Management Plan) to be undertaken by various partners and stakeholders to achieve local, tribal, regional, and national water resources management goals identified in the study and may or may not identify further budgetable Corps studies or implementation projects.

(4) Leverage resources, including cost shared collaboration, and integrate programs and activities within and among Civil Works programs, and with other federal, tribal, state, and non-governmental organizations, to improve consistency and cost effectiveness.

d. Comprehensive or Basin-wide Study (FC). The work that can be done under a comprehensive or basin-wide study will depend on the specific authority. HQUSACE implementation guidance is required (in most cases) before proceeding on a comprehensive or basin-wide study. Comprehensive or basin-wide studies require a Cost Sharing Agreement, and the costs are shared as per the specific authority.

e. Spin-off Studies (SF). A Feasibility Study that is specifically identified in a final report from a Comprehensive or Basin-wide study and that would be carried out under the same study authority as the Comprehensive or Basin-wide study, if provided for by that authority, is termed a Spin-off Study. This study may start the feasibility phase without competing as a New Start. Each Spin-off Study is considered a new investment decision and is categorized as New Phase (NP).

A Feasibility study resulting from Watershed Study and Comprehensive or Basin-wide Study that is identified in the final watershed study report or in the comprehensive or basin-wide study's final plan, but that would be carried out under a different study authority, is not a Spin-off study and must compete as a New Start Study.

f. Continuing Authorities Program (CAP) Conversion Study (CC). The CAP projects that are being converted to Investigations are considered New Starts because they have never received Investigation funding. Feasibility studies will have to have a Study Authority to compete for a new start. A conversion will follow the New Start process outlined in section B-10. Corps policy for CAP Conversion Studies is captured in EP 1105-2-58 issued 01 March 2019.

g. A study where a Dam Safety Action Classification (DSAC) 1, 2, or 3 is currently assigned to the dam, levees, dikes, or an appurtenant structure requires approval of the USACE Dam Safety Officer (DSO) prior to signing the FCSA, reference ER 1110-2-1156, Chapter 24 (Safety of Dams - Policy & Procedures). All proposed New Start studies for projects under the purview of the Dam Safety Program must include in the J-Sheet the assigned DSAC of the project. Further, for DSAC 1, 2, or 3 projects, initial coordination among the District, MSC, HQ DSOs, Planning Divisions, Water Management and Reallocation Studies Planning Center of Expertise must occur with an indication of the likelihood of obtaining the DSO's approval.

h. Post-Authorization Studies. These types of studies occur after feasibility and authorization but prior to construction completion.

(1) General Reevaluation Study (GR). This study, prior to construction completion of an authorized project, involves reformulation of alternatives from a previously completed FS. The addition of separable element(s) or separable implementable features may be included in a General Reevaluation Study so long as reformulation of the already-recommended or already-authorized alternative is included. A General Reevaluation Study is cost shared 50/50 under a Feasibility Cost Sharing Agreement, will follow the feasibility study process, will be considered a new investment decision (not a new start), and will be categorized as a NP.

(2) Limited Reevaluation Study (LR). Prior to construction completion of an authorized project, the scope for a Limited Reevaluation Study is limited when compared to the General Reevaluation Study. A Limited Reevaluation Study may address economic justification, environmental effects, impact of revised policy and minor project formulation. Limited Reevaluation Study should require only modest resources and documentation. If any part of the reevaluation will be complex, or will require substantial resources, or if the recommended plan will change in any way, a General Reevaluation Study is required. Per title VI of the Water Resources Development Act of 2000 (114 Stat. 2680-2694), a LR is a feasibility study and is cost shared 50/50 under a Feasibility Cost Sharing Agreement, will follow the feasibility study process, will be considered a new investment decision (not a new start), and will be categorized as a NP.

(3) Validation Study (VS). Prior to construction completion of an authorized project, this is a reexamination of project justification, including the economics and/or environmental effects, which do not require reformulation of alternatives. A VS may be carried out using any funds appropriated for the project and the cost of the Validation Study is shared under the applicable Design Agreement or Project Partnership Agreement. The initiation of a VS is categorized as a NP. Validation Reports, except those for Section 902 increases, are approved by the Division Commander (reference the Planning Guidance Notebook for additional guidance). If reformulation is required, a Validation Study must convert to a Limited Reevaluation Study or General Reevaluation Study as a new phase, sign a Feasibility Cost Sharing Agreement and follow the Feasibility study process.

* Section 902 Post Authorization Study. Prior to construction completion of an authorized project, this is a type of Validation Study. Section 902 Post Authorization Reports are reviewed and approved at HQUSACE and may require additional Congressional Authorization.

(4) Beach Renourishment Evaluation Study (BR). Section 1037 of the Water Resources Reform and Development Act (WRRDA) 2014 authorizes the Corps of Engineers to participate in a determination of federal participation in cost-shared renourishment of a project for an additional 15 years if technically sound, economically

justified, and environmentally acceptable. Upon request of the non-federal sponsor, the District Engineer may request funding in the Investigations account. A Beach Renourishment Evaluation Study is cost shared 50/50 under a Feasibility Cost Sharing Agreement, will be considered a new investment decision (not a new start), and will be categorized as a NP.

B-3. Types of Phases. The following descriptions of phases are provided to assist in identifying phases in the investigations program.

a. Study Phase. Section 1002 of WRRDA 2014 removed the authority for the Corps of Engineers to conduct a federally funded reconnaissance study prior to initiating a feasibility study. Feasibility starts with the signed FCSA and ends with the signing of the Chief's Report. The Corps of Engineers has fully implemented the Specific, Measurable, Attainable, Risk informed, and Timely (SMART) Planning and is committed to continuously and efficiently funding the feasibility phase to completion. It is anticipated that all active studies will be included in the budget submission

- Feasibility Study, including a GR, with a signed FCSA. These studies must follow SMART Planning principles and must have support documentation, vertically aligned memo, or exemption approval memo, with a vertically aligned scope, schedule and funding stream, before the MSC submits the FY24 budget to HQUSACE. These studies will follow a single-phase feasibility process. Once funds are identified, allocated in a Statement of Managers, or in a cleared work plan for a study, the FCSA may be executed. Once the FCSA is signed, HQ will release the funding to initiate the single-phase study. For these studies, vertical team alignment will occur once the study is initiated. A study specific funding stream and schedule will be identified as soon as possible and will receive vertical team concurrence. Studies identified in BY-1 or BY-2 that have not held an initial team meeting and therefore a specific funding stream has not yet been aligned, will continue to be supported in the budget at the Standard Funding Stream of 36 months over 4 fiscal years \$500,000 for year 1, \$600,000 for year 2, and \$600,000 for year 3 and \$100,000 for year 4. The 3 years, 36 months, spans over four fiscal years because once the funding is allocated in a Statement of Managers or a cleared work plan for a study then a study does not start until the cost sharing agreement is signed which is usually signed within a couple months. First year funds will be allocated after the FCSA is signed. Second year funds may be allocated after the Review Plan for the feasibility phase has an actualized CW035 Milestone (Post Peer Review Plan) and the Review Plan is posted on the internet.

- Watershed Study or Comprehensive Study with a signed FCSA. These studies follow a single-phase process. While these studies follow a different set of milestones than feasibility studies, the policy that provided the initial study at 100 percent federal cost was based on Section 905(b) of the WRDA 1986. Therefore, the removal of Section 905(b) by Section 1002 of WRRDA 2014 results in the requirement that all watershed study or comprehensive study work be cost shared. Once funds are allocated in a Statement of Managers or a cleared work plan for a study, the Cost Sharing Agreement (CSA) may be executed. Once the CSA is signed, HQUSACE will

release the funding to initiate the single-phase study. These studies must follow SMART Planning principles and have support documentation with a vertically aligned scope, schedule, and funding stream, before the MSC submits the FY24 budget to HQUSACE.

b. Preconstruction Engineering and Design (PED) Phase.

- The PED Phase begins when federal funds are allocated to initiate PED. The decision to include funds to initiate PED will be an explicit decision to be made in development of the Army Civil Works budget or Work Plan. If the need to initiate PED does not fit within the budget cycle, USACE may request a decision to initiate from the Management and Budget OASA(CW). The PED phase ends after completing the first set of plans and specifications for the first significant construction contract.

- A VS performed in the PED phase requires an explicit decision to include funds to initiate the study during the development of the Army Civil Works budget or Work Plan. If the need to initiate a VS does not fit within the budget cycle, USACE may request a decision to initiate from the Management and Budget OASA(CW). MSCs should coordinate with their respective RIT for necessary guidance and documentation to the process.

B-4. Descriptions of Status. Planning modernization revised the way the Corps manages its Investigations portfolio. The 8 February 2012 Memorandum: USACE Feasibility Study Program Execution and Delivery established a disciplined and methodical approach to improve program management, performance, execution, and delivery. It is the intent of USACE to prioritize and to optimally fund studies to completion. The study portfolio was diligently reviewed to ensure that USACE focused its efforts on the highest performing studies within the primary water resources missions of the Corps. The studies identified to continue were re-scoped and mandated to follow 3x3x3 rule: complete in no longer than three years, 36 months; cost not greater than \$3M total study cost; and engage throughout the study with the vertical team. Studies that did not comply were to be reclassified as inactive or terminated.

USACE is committed to continue this disciplined and rigorous approach to managing the investigation program ensuring the focus of the studies are on the highest priorities of our Nation. This commitment to support efficiently funding studies to completion, coupled with WRRDA 2014 schedule reporting requirements, requires a disciplined use of the study classification process. The following describes the meaning of each status and provides the re-classification process.

The terms Active and Inactive in this ER and the PGN are for study classification purposes and are not intended to replace the definitions provided for the CEFMS Financial database or P2.

a. Active. Active studies are defined as authorized studies that have received a federal allocation; have a commitment from HQUSACE to support continued sequential federal study funding; have a non-federal sponsor committed to funding their share; have federal interest; have reasonable prospects for a federal project or watershed

study; and are proceeding according to a vertical team aligned scope, schedule and budget documented in the Vertical Team Alignment Memo. The exemption process is part of the study process so the need to obtain an exemption decision does not in and of itself determine the status of a study.

b. Inactive. If a study does not meet the definition of Active (B-4.a.) then no funding may be reprogrammed to, allocated to, reallocated to, obligated, or expended on the study. The USACE Chief of Planning and Policy may grant an exception to this rule on a case-by-case basis. Once determined inactive the study will be terminated and the District must immediately begin coordination with the USACE Vertical Team and follow the termination notification process. If there is a reason to defer termination the district commander can hold off termination for no more than ninety days to allow for coordination with the non-federal sponsor and key stakeholders. During this time, minimal funding should be expended, and additional study work is not conducted other than what is required to facilitate an orderly termination. This suspension of work does not extend the approved timeline of the study. If there is reason to defer termination for more than ninety days, the HQUSACE Chief of Planning and Policy may approve a waiver.

c. Terminated.

(1) Termination of Feasibility Studies initiated after 10 June 2014 (the date of enactment of WRRDA 2014). Section 1001 WRRDA 2014, as amended (33 U.S.C. 2282c), provides that, to the extent practicable, a feasibility study will result in a completion of a final feasibility report within three years but provides further that the OASA(CW) may extend the timeframe up to a maximum of ten years. Any study not completed within the time frames approved by the OASA(CW) is terminated. While the study effort is terminated, the underlying study authorization remains.

(2) Termination of Feasibility Studies initiated prior to 10 June 2014, Watershed Plans or Comprehensive Studies. A study will be terminated if the study has not received federal appropriations during the last two full fiscal years unless the non-federal sponsor provides contributed funds to complete the study. The contributed funds must match a usable capability request.

(3) If a non-federal sponsor and the district commander agree to pursue a new feasibility study for a study effort that has been, or should have been terminated, the study will compete as a new start or new phase for a GR.

d. Phase Status. The proper identification of the phase status of each study is fundamental in the budget process.

(1) New Start Studies. A New Start study is a study that has never been funded in Investigations or in Investigations MR&T. Each new start study will have its own program code/AMSCO and is categorized as NS.

(2) New Phase. A cost-shared study or project is considered to be in a New Phase once it has completed the current (funded) phase and is ready for budgeting in the follow-on phase. This includes a new GR, Beach Renourishment Evaluation Study, and a Spin-off Study. If a study is completing one phase and starting a new phase in the BY (for example, finish Feasibility and start PED), each should be a separate work package with the ending study having a Phase Status of Last Year (LY) and the new phase having a Phase Status of NP. After completion of the Feasibility Phase a request for a new economic update (VS) is a new funding decision and should be captured as a NP in PED.

(3) Continuing (CN). A previously funded phase that is neither a New Start, New Phase, Last Year, Previous Last Year, nor a Resumption.

(4) Last Year: A previously funded phase that will complete with the funds requested that is neither a New Start, New Phase, Continuing nor a Resumption.

(5) Previously Last Year (PL). A study that has been previously last year funded in the President's Budget or Work Plan. State in the beginning of the Justification field if the requested funds will complete or continue the study or PED.

Note: The (1) New Start and (2) New Phase status are considered New Investment Decisions. These types of studies are required to receive OASA(CW) and OMB budget or work plan approval before any funding can be allocated and used for the requested work. If the need to initiate work does not fit within the budget cycle, USACE may request a decision to initiate from the OASA(CW).

B-5. Funding for Multipurpose Studies and Projects.

a. Study Funding. A study that investigates more than one business line will identify the primary business line and request capability funding in the primary business line.

b. PED Funding. A study moving into PED phase will request funding based on the identified project. If there are clear separable elements by business lines, then funding requests will be separate work packages identifying the business line. If it is a multipurpose solution that is not separable, the primary business line will be used on the work package to request funding. If there is any uncertainty which way to budget for the PED work, work with HQ Planning and Policy to identify the appropriate way to request the PED funds based on the identified project.

B-6. Performance Based Budget Requirements.

a. Eligibility and Ranking criteria for studies. To be considered for inclusion in the BY program, each study must meet the following criteria prior to applying the business line performance / ranking criteria:

(1) Be conducted using SMART Planning principles.

(2) Have support documentation - a vertically aligned memo, exemption approval memo, or be a study that has not yet initiated or held an initial vertical team meeting.

(3) Have federal Corps interest.

(4) Be a matter of urgency for the implementation of the problem solution.

(5) Have non-federal sponsor and local support for the study, when applicable.

(6) Be in compliance with NEPA and other environmental regulations appropriate for the effort.

b. Eligibility criteria for PED must meet the following selection criteria:

(1) The MSC is scheduled to transmit the final report by 15 November 2022.

(2) The primary project outputs are commercial navigation; flood, hurricane and/or storm risk management; or aquatic ecosystem restoration.

(3) There is no major irresolvable controversy or issue.

(4) There is an identified and willing sponsor who understands and could finance PED according to the 24 May 2013 Memorandum, Subject: Modification of non-federal contribution in Design Agreement and has the ability to finance the items of local cooperation for construction.

(5) The project complies with applicable environmental statutes appropriate to the current stage.

c. Rank will be completed at each level, District, MSC and HQUSACE, across business lines to provide a 1-n priority order. Rank will be based on the criteria for the appropriate business line as discussed in Sections 6-12 (Environmental, Flood Risk Management, Hydropower, Navigation, Recreation, Water Supply, and Aquatic Environmental Restoration) of the FY24 Program Development Manuals and USACE's commitment to optimally fund studies to completion therefore, CN and LY studies and PED will be prioritized before the remaining requests (finishing ongoing work first before starting new work). The priority within the following categories is regardless to the BL, rather the work in the following categories is prioritized based on the District, Regional and National strategic assessments and Action Plans.

(1) Last Year Funded - Feasibility and PED

(2) Continuing Work - Program, Feasibility and PED

(3) New Work - Feasibility and PED

d. CECW Program. HQUSACE will review the Investigations account for the Civil Works Program considering the national criteria applicable guidance from the OASA(CW) and OMB in mid-summer BY-2.

B-7. Allocation Strategy.

a. Eligibility and Ranking criteria for studies (see B-6.a. and c. of this appendix).

b. Eligibility criteria for PED are determined on a case-by-case basis (see B-6b and c of this appendix).

B-8. Procedure.

a. Study Development Process. For specifically authorized studies the emphasis is on maintaining continuity in the workflow once a new start decision has been made. With the passage of Section 1002 of WRRDA 2014 there is one new start decision point for all Army proposed cost shared studies: initiation of the study phase. It is the intent of the Corps of Engineers to continuously fund studies to completion. Therefore, it is required that full federal funding needed in the fiscal year to be requested in one work package to ensure efficient completion of the study. Study rank by the field is required in the case that funding is not sufficient to cover all the requirements in the Investigations account. The following are reasons a continuing study would be left out of the budget submission: it has adequate carryover funds to proceed, its path to completion has changed and it no longer has vertical team alignment to continue, or it is no longer viable, such as, it doesn't have federal interest, or it doesn't have a Sponsor.

(1) Studies. The feasibility report will be developed according to sections 905 and 105 of the WRDA 1986, as amended. A feasibility report is needed to support environmental compliance, policy review, engineering and design, and a Project Partnership Agreement (PPA). A feasibility report will be prepared even in those instances where the project or separable element is authorized or funded for construction before completion of the feasibility report. The feasibility phase will be carried out under a FCSA, except for feasibility studies carried out before WRDA 1986 took effect, feasibility studies for inland waterway projects, and studies to dispose of or reduce costs at existing federal projects.

All studies designated as being in the study phase per this budget guidance per B-3.a of this appendix will follow SMART Planning principles. This ability to think critically, identify risks, and move out on decisions allows for efficient execution of our planning program. Obtaining vertical alignment on the scope and schedule is a critical aspect of SMART Planning.

(a) 3x3x3 Rule. All Feasibility Studies, including GRs, but excluding CAP, follow the 3x3x3 rule established by Planning Bulletin 2014-01, Subject: Application and Compliance of SMART Planning and the 3x3x3 Rule, which limits the total study cost

(such as, both the federal and non-federal share of costs), to \$3 million and the Feasibility Study Milestones established in PB 2018-01(S), Subject.

(b) 3x3x3 Rule. The purpose of the 3x3x3 rule is to help focus the planning effort to critically evaluate an appropriate scope and scale of studies. The 3x3x3 rule is defined as follows:

- Maximum total study cost of \$3 million, including both the federal and non-federal shares. This amount does not include the 100 percent federal IEPR contract cost.
- Maximum three-year (36 months) duration for the study, which starts with the signing of the FCSA and ends with signing of the Chief's Report.
- Three levels of USACE vertical team alignment, consisting of the district, division, and headquarters.

(c) Support Documentation. Support documentation provides clear communication of the study's aligned path to completion. It contains the study scope, schedule, and funding stream. There are several documents that are considered Support Documentation. For example, Vertical Alignment Memos (VTAM), Exemptions, Resumption Approval, etc.

- Support Documentation for studies. Once funds are identified or allocated in a Statement of Managers or a cleared work plan for a study the FCSA may be executed. Once the FCSA is signed, HQ will release the funding to initiate the single-phase study. The single-phase study will follow the established SMART planning process and milestones. Prior to the Alternatives Milestone, the Project Delivery Team (PDT) will verify federal interest and conduct and document a preliminary analysis of the federal interest and the rough order of magnitude of costs, benefits, and environmental impacts. For these studies, vertical team alignment will occur throughout the study, but initially at the initial vertical team meeting. Documentation of the initial vertical team meeting will be captured in the VTAM and record the scope, schedule and funding stream of the study and will be used to support the actual funding stream so the Standard Funding Stream will no longer be used. The VTAM will be signed by the MSC Planning Chief. Studies identified in the BY-1 or BY-2 that have not reached the initial team meeting and therefore a specific funding stream has not yet been aligned, will continue to be supported in the budget at the Standard Funding Stream of 36 months over 4 fiscal years: \$500,000 for year 1, \$600,000 for year 2, and \$600,000 for year 3, and \$100,000 for year 4.

(d) Changes to Scope, Schedule and/or Funding Stream. As the study progresses, changes in the scope, schedule and budget will be coordinated within the vertical team for alignment and captured in an updated Project Management Plan and Decision Management Plan. The MSC Planning Chief will provide the RIT and CECW-P a signed memo documenting the aligned scope, funding stream and schedule of the study and will either verify the study is within 3x3x3 or explain the need and path ahead for an

exemption request.

(2) Review of Completed Projects. Section 216 of the River and Harbor and Flood Control Act of 1970 authorizes investigations for modification of completed projects or their operation when found advisable due to significantly changed physical or economic conditions and for improving the quality of the environment in the overall public interest. Initial appraisal reports are prepared under Section 216 using O&M funds, reference O&M Appendix D. The cost of preparing the initial appraisal report is limited to \$20,000. Results from this report can be used to support a New Start Feasibility study through the budgetary process. Following the initial appraisal, the 216-study process is the same as an investigations specifically authorized feasibility study and competes as a new start feasibility study. The above guidance is true for all Section 216 studies except for the Remaining Item for the Disposition of Completed Projects. These studies will be identified through the divestiture process using asset management principles, reference the Remaining Item Appendix I.

(3) Watershed Study and Comprehensive Study. A Watershed Study is conducted according to Section 729 of the WRDA of 1986, as amended, and leads to a Watershed Management Plan. A comprehensive study has specific authorization and is conducted according to the Implementation Guidance. Given the unique nature of watershed studies we expect a variety in cost, scope, schedule, and complexity. All watershed studies will use SMART Planning principles and methodologies as stated in Planning Bulletin 2019-01. A watershed memorandum is required within six months of starting a watershed or comprehensive study. The memorandum requires the following:

(a) MSC Planning Chief endorsement of vertical alignment.

(b) Schedule including the scope and funding stream.

All watershed or comprehensive study resummptions must have been reclassified to Inactive - Pending Funding, reference B-4, in advance of submitting a budget request. Vertical team alignment is not conducted prior to the receipt of resumption funding.

(4) Preconstruction Engineering and Design. According to Section 1003 of WRRDA 2014, PED can start once the Secretary reviews the completed report and determines the project is justified. PED begins with the issuance of PED funds. No PED work may begin prior to a new investment decision and the issuance of PED funding. As soon as practicable after funds for PED are received, a design agreement will be executed. A design agreement will be executed even in those instances where the first funds received for PED are Construction or MR&T Construction funds. Activities carried out prior to execution of the design agreement will be limited to those necessary for negotiation, processing, and execution of the design agreement, or not to exceed \$100,000. The design agreement will provide for concurrent financing of design according to the 24 May 2013 CECW-PC Memorandum Modification of non-federal contribution in Design Agreement. The budgeted increment to initiate PED phase must be for a useful piece of work and not just enough to sign the design agreement. The

Review Plan for the PED phase must have an actualized CW035 Milestone (Post Peer Review Plan) and the Design Agreement must be signed prior to receipt of PED funds in excess of \$100,000.

(5) Post-Feasibility Modifications. Once the feasibility report has been completed for a project, additional engineering and design, economic and environmental analyses, and evaluations often result in the identification of potential project modifications. Each potential modification that is identified (whether during PED or construction) should be subjected to a screening-level examination to determine whether the modification changes, or would change, project scope or functions beyond the scope and functions described in the completed feasibility report, to the extent that it requires, or would require, additional authorization beyond the current authorization or the authorization contemplated in the completed feasibility report. If reformulation is required, the work will be done in Investigations in the Feasibility phase. This study is not considered a new start, but rather a new phase since it has previously been funded in Investigations. Once funded, this study will follow the single-phase study processes. See the Types of Studies (B-2) of this appendix, for specific Post-Feasibility studies.

(a) Examination and documentation of a simple cost increase without a change in scope or functions may be undertaken as part of PED or construction. When funded in Investigations this work will be a New Phase PED. If additional authorization is required as a consequence of the simple cost increase, a Post-Authorization Change Report should be prepared.

(b) Examination and documentation of design changes that would not require additional authorization may be undertaken as part of PED or construction. When funded in Investigations this work will be a New Phase PED. However, if such design changes are material changes to the basic project features or output levels and the original project already is covered by a PPA, design of the material changes should be undertaken under a design agreement, and construction of the material changes should not be commenced until the PPA has been amended to reference an approved decision document that incorporates the material changes.

(c) A modification that requires or would require authorization beyond the current authorization or the authorization contemplated in the completed feasibility report, and that extends, expands, or adds functions to the original project described in the completed feasibility report, is beyond the scope of the original project. If such an added function is physically integral to the original project, the modification will be treated as a substitute plan and, if the substitute plan is pursued, work on the original project will be suspended, then concluded in an orderly manner. An extension, expansion, or physically separable added function will be treated as a new project if it is unauthorized or is separately authorized, or it will be treated as a new separable element if it is authorized as a modification to the original project. Following the screening-level examination, the substitute plan, new project, or new separable element will be developed according to the standard project development process discussed above, beginning with its own feasibility study, even in circumstances where it becomes

authorized in the meantime without benefit of the feasibility study being completed.

(d) The development of a new project (including a substitute plan) or a new separable element will not be included in the cost of PED or construction for the original project and should be budgeted in the Investigations account or the MR&T I sub-account. However, once the feasibility report for a new separable element has been completed, the new separable element may be included in PED for the project along with PED for other separable elements.

(6) Budgeting. All studies and PEDs that are consistent with policy will show capability under the Investigations account or the study/design portion of the Flood Control, MR&T account. However, PEDs may be budgeted in the Construction account or the construction portion of the MR&T account if the applicable project or element as authorized is supported by the Administration for construction, and either is budgeted as a new start for construction or has received construction funding.

(7) Study-like activities are traditionally funded in the Construction or Operations and Maintenance appropriations. In FY24, study-like activities will be budgeted in their traditional appropriation(s). They will not be budgeted in the Investigations appropriation.

B-9. Program Considerations.

a. All Specifically Authorized studies will follow SMART Planning principles and methodologies as currently stated in Planning Bulletin 2019-01.

b. All vertically aligned studies with support documentation will be considered for inclusion in the budget.

c. Once an initial investment decision is made, studies will be efficiently funded to completion, as funding allows, if it maintains Active status. To ensure efficient funding, studies will only include one work package in the budget submission which identifies the optimal funding required to efficiently continue the study toward completion. New Feasibility Studies identified in the BY-1 or BY-2 that have not held an initial vertical team meeting, so a specific funding stream has not been aligned, will continue to be supported in the budget at the Standard Funding Stream of 36 months over 4 fiscal years: \$500,000 for year 1, \$600,000 for year 2, and \$600,000 for year 3 and \$100,000 for year 4.

d. New Watershed Studies identified in the BY-1 or BY-2 that have not held an initial vertical team meeting, so a specific funding stream has not been aligned, will continue to be supported in the budget at the Standard Funding Stream of 36 months over 4 fiscal years; \$500,000 for year 1, \$600,000 for year 2, and \$600,000 for year 3 and \$100,000 for year 4 or a best estimate of the cost and length of the study accompanied with a justification.

e. PED cost estimates are to include an allowance for inflation according to the instruction in the main section of this EC. The construction project cost estimate displayed in the justification sheet will be based on 1 October of the BY-1 price level. (Do not include an allowance for inflation through the construction period).

f. Annual funding requests. Annual funding requests are to be only for the amount required to carry out the anticipated activities during the requested FY.

B-10. Specific Requirements for New Starts.

a. Presenting a robust portfolio of new planning starts by integrating the goals of Civil Works Transformation and the Civil Works Strategic plan means proactively reaching out to other federal and non-federal agencies and to private sector partners to actively strategize about how we make “Fix it first” a reality for existing Corps infrastructure. At the same time, we must continue to pursue adaptation to the global changes in support of climate change adaptation across the federal family. Our New Starts are the avenue to ensure that the investigations portfolio supports the infrastructure initiative, Civil Works Transformation, and the Civil Works Strategic plan. To remain relevant stewards of our Nations’ waterways, the Corps must look 30, 50, and 70+ years into the future and determine what the likely critical impacts will be to our water resources infrastructure. Where will the large population growth likely occur, where are the economic opportunities likely to occur, what environmental issues do we foresee and what can be done to avoid them? These types of water resource opportunities (vulnerabilities) need to be identified and acted on.

b. The District will conduct a rigorous screening process to ensure that the most viable studies are recommended as New Start studies. Each District may expend up to \$25,000 each year of their Special Investigations program to assist in the education of the single-phase study process and aid in the screening process. The number of potential new start studies varies by district; therefore, the MSC CWID Chief has the authority to allocate within the provided funding to ensure the proper level of funding for screening is available to the appropriate Districts. District staff will use the funding to identify appropriate non-federal sponsors, obtain a Letter of Intent and discuss how to partner with the Corps since the passage of Section 1002 of WRRDA 2014, and ensure that a study authority exists. It is very important to note that no preliminary analysis, such as, data analysis, will be performed on a study until after the FCSA is signed.

c. Building on each MSC’s strategic assessments and action plans, the MSC will ensure its region is focusing its screening efforts to collaborate with partners that can assist in solving the greatest challenges of its region. The MSC will provide *one* white paper, Regional Support for New Starts, summarizing its strategic assessment and action plans and describe how the new start feasibility studies, new phase feasibility studies and watershed studies being recommending fit within the regional plan. This white paper is a coordinated product from the Planning and Program divisions at each MSC. MSC Programs will ensure that the white paper supports the new study portfolio submitted by the MSC. The Regional Support for New Starts white paper is due

according to the Main portion of this EC.

d. Feasibility New Starts. The MSCs will submit a regional portfolio identifying up to their top 3 studies for each business line for HQUSACE consideration in development of the National New Start Portfolio. The MSC should only include submissions for viable new start studies and are therefore permitted to submit less than 3 submissions for any of the business lines. The MSC should consider including studies that support Civil Works Transformation and the Civil Works Strategic plan as well as studies that would further evaluate the problems, needs and opportunities (vulnerabilities) that could be addressed by a Corps water resource project. Proposals will be submitted in CW-IFD and Justifications Sheets for the New Starts (Figure B.1) are due concurrently according to the Main portion of this EC. To be considered by HQUSACE the proposal must have a minimum of the following key data points:

- (1) MSC Rank relative rank of 1-3 (By BL; Phase Status: NS, Phase: F)
- (2) Identify an authority for the study
- (3) Identify the primary issue to be studied
- (4) Enter key BL specific metrics using existing data and professional judgment
- (5) Identify the sponsor
- (6) Have a signed Letter of Intent from the sponsor

(7) Study cost estimate should be estimated following 3x3x3 requirements using the Standard funding stream of 36 months over 4 fiscal years – \$500,000 for year 1, \$600,000 for year 2, and \$600,000 for year 3 and \$100,000 for year 4.

- (8) Include the HUC
- (9) Provide the coordinates of a point that represents the approximate center of the study
- (10) Include the potential range of benefits
- (11) Include the potential range of construction cost

The following cannot be included as a New Start feasibility submission:

- A disposition study
- A watershed study
- A comprehensive or basin-wide study

- A GR
- A resumption

e. Watershed and Comprehensive or Basin-wide New Starts. The MSCs will submit a regional portfolio identifying their top 3 Watershed or Basin-wide New Start studies for HQUSACE consideration in development of the National New Start Portfolio that support Civil Works Transformation and the Civil Works Strategic plan and studies that would further evaluate the problems, needs and opportunities (vulnerabilities) that could be addressed by either a Corps action (project) or action by others. Proposals will be submitted in CW-IFD and Justifications Sheets for the New Starts (Figure B.1) are due concurrently. To be considered the proposal must have a minimum of the following key data points:

(1) MSC relative rank of 1-3 (Phase Status NS, Phase FW)

(2) Identify an authority for the study

(3) Identify the primary issue to be studied

(4) Enter key BL specific metrics

(5) Identify the sponsor

(6) Have a signed Letter of Intent from the sponsor

(7) Study cost estimate should be estimated following the Standard funding stream of 36 months over 4 fiscal years; \$500,000 for year 1, \$600,000 for year 2, and \$600,000 for year 3 and \$100,000 for year 4 or a best estimate of the cost and length of the study accompanied with a justification.

(8) Include the HUC

(9) Provide the coordinates of a point that represents the approximate center of the study

(10) Include the potential range of benefits

The following cannot be included as a New Start watershed or comprehensive submission:

- A disposition study
- A feasibility study

- A GR
- A resumption

f. HQUSACE System Study of New Start Study Recommendations. The HQUSACE will further refine the portfolio by using a cross-functional team and tools to assist in evaluating the proposed studies in a system context. The team will use the provided data to develop a strong rationale for supporting a portfolio of New Start study recommendations which will be presented as a comprehensive group to address one or more of the Nation's vulnerabilities and provides Value to the Nation:

- (1) Support the economy
- (2) Develop, restore and protect the environment
- (3) Improve quality of life

B-11. Submission Requirements.

a. CW-IFD - All Specifically authorized Investigation work packages will be prioritized 1-n across business-lines by District and by MSC. For additional guidance please refer to paragraphs B-6, Performance Based Budget Requirements and B-7, Allocation Strategy of this appendix.

b. Investigations New Start materials are required to be reviewed and posted by the RIT to the SharePoint site <https://cops.usace.army.mil/sites/PLAN/pbp/default.aspx> same day the budget submission is due:

- (1) Regional Support for New Start white paper
- (2) CW-IFD NS Data Completed
- (3) New Start Justification Sheets
- (4) If required per the Business Line program manual, Business Line specific Fact Sheets

c. Justification Sheets - The OMB owns the Justification Sheets (J-Sheets) which are reviewed by the OASA(CW) and OMB prior to them being published. The J-Sheets are written from the federal perspective. Therefore, issues and benefits need to clearly demonstrate the reason for federal involvement and express the urgency for starting the study now. Furthermore, the authorities must be verified as valid and complete study authorizations before they are submitted to HQUSACE. All J-Sheets are required to be reviewed and posted by the RIT at <https://cops.usace.army.mil/sites/PLAN/pbp/default.aspx>, at the time of the MSC budget submission or per the Summary of Submission Requirements which is listed in the Main

portion of this EC.

d. Letters of Intent (LOI) for new start and new phase studies dated within 5 months prior to the MSC budget submission date stating the Sponsor's intent to partner a study in FY24 are required for the study to be considered for budget recommendation. The LOI must be posted by the RIT at <https://cops.usace.army.mil/sites/PLAN/pbp/default.aspx> at the time of the MSC budget submission or per the Summary of Submission Requirements which is listed in the MAIN EC.

e. Continuing studies will provide the support documentation, vertically aligned memos or exemption approval memos, reviewed and posted by the RIT at: <https://cops.usace.army.mil/sites/PLAN/pbp/default.aspx> at the time of the MSC budget submission or per the Summary of Submission Requirements which is listed in the Main portion of this EC.

Note: For those studies that have not held an initial vertical team meeting, support documentation must be submitted as soon as the meeting is held.

f. To ensure efficient funding, all studies will include only one work package in the budget submission. This work package will be for the optimal funding required to efficiently continue the study toward completion. This amount will match the Standard Funding Stream or be supported by the vertically aligned memo or exemption approval memo. *Note:* For PED projects progressing into Construction, Districts should prepare outyear funding streams for their PED efforts per guidance in the Construction Appendix (C-6). The Investigations Justification Sheet should only show outyear funding for the first set of plans and specs.

(Note: Development of this Justification Sheet should begin with the last version developed submitted for budgeting, if applicable. Any changes to the previously cleared version should be explained/justified using comments but should be limited and by exception only.)

APPROPRIATION TITLE: Investigations, Fiscal Year (BY)

| Total Estimated Federal Cost | Allocations Prior to FY (BY-3) | Allocation In FY (BY-3) | Allocation in FY (BY-2) | Presumed Allocation in FY (BY-1) | Budgeted Amount in FY (BY) | Additional to Complete After FY (BY) |
|------------------------------------|--------------------------------------|----------------------------|----------------------------|--|----------------------------------|--|
| \$ | \$ | \$ | \$ | \$ | \$ | \$ |
| XXX,XXX | XX,XXX | XX,XXX | XX,XXX | XX,XXX 2/ | XX,XXX 1/ | XX,XXX |

PROJECT NAME: Study Name - Type (Types are 'Aquatic Ecosystem Restoration'; 'Flood and Storm Damage Reduction'; 'Navigation'; All one line with a return space below the dollars.)

The study area includes (Furnish a brief description of the study area, water resource development problems, and principal purposes of the study. For example, for flood risk management studies any information available on recent flood history (dates, physical and dollar losses, etc.), or for navigation studies include information on use (commercial vs. recreation) cargo types and quantities if known. For ecosystem restoration studies, include information that addresses the performance components in Aquatic Ecosystem Restoration Section of the Program Development Manual (do not enter the scores) and information about the physical area involved.)

The primary issue this study will investigate is... (Include a concise 1-2 sentence write up clearly identifying what problem this study will investigate). The importance of this investigation is... (Include a concise 1-2 sentence selling the importance of this investigation or the "So What" and conveys the urgency as to why it should be studied now).

The general scope of the study includes (Describe briefly the general scope, intended outcome, such as, Chief's Report and key areas of concern that are to be addressed in the study, probable solutions if this type of information is available, and the work to be performed in the program year. This paragraph should present specific arguments and evidence that it is important to initiate the study in the program year and similar evidence that makes it clear that the study and its anticipated outputs are in accord with Administration policy). The Letter of Intent supporting this study was signed on [INSERT DATE] by [INSERT NAME OF NON-FEDERAL SPONSOR], the non-federal sponsor. The Feasibility Cost Sharing agreement is scheduled to be signed on [INSERT DATE].

The following coordination has occurred... (For all purposes, provide any pertinent information concerning coordination with federal and state resource agencies. Identify relationship to other project purposes if appropriate.) Also cite any matters known to be of concern to the Congress.

Figure B.1. New Start Study (Template not to scale)

(Note: IEPR Costs are not included in the New Start J-Sheet, those amounts will be better determined after the study has started and will be estimated and included in the Continuing J-Sheet starting in year 2.)

Cite study authority. Ensure all study authorities have been cleared by Office of Counsel.

(The following are part of the foot note.)
Division: Spell Out

District: Spell Out

[Study Name:] No Abbr. (except state)

Figure B.1. New Start Study (Continued / Template not to scale)

(Note: Development of this Justification Sheet should begin with the last version developed submitted for budgeting, if applicable. Any changes to the previously cleared version should be explained/justified using comments but should be limited and by exception only.)

APPROPRIATION TITLE: Investigations, Fiscal Year (BY)

| Total Estimated Federal Cost | Allocations Prior to FY (BY-3) | Allocation In FY (BY-3) | Allocation in FY (BY-2) | Presumed Allocation in FY (BY-1) | Budgeted Amount in FY (BY) | Additional to Complete After FY (BY) |
|------------------------------------|--------------------------------------|----------------------------|----------------------------|--|----------------------------------|--|
| \$ | \$ | \$ | \$ | \$ | \$ | \$ |
| XXX,XXX | XX,XXX | XX,XXX | XX,XXX | XX,XXX 2/ | XX,XXX 1/ | XX,XXX |

PROJECT NAME: Study Name - Type (Types are 'Aquatic Ecosystem Restoration'; 'Flood and Storm Damage Reduction'; 'Navigation'; All one line with a return space below the dollars.)

The study area includes... (Furnish a brief description of the study area, water resource development problems, and principal purposes of the study. For example, for flood risk management studies any information available on recent flood history (dates, physical and dollar losses, etc.), or for navigation studies include information on use (commercial vs. recreation) cargo types and quantities if known. For ecosystem restoration studies, include information that addresses the performance components in Aquatic Ecosystem Restoration Section of the Program Development Manual (do not enter the scores) and information about the physical area involved.)

The primary issue this study will investigate is... (Include a concise 1-2 sentence write up clearly identifying what problem this study will investigate). The importance of this investigation is... (Include a concise 1-2 sentence selling the importance of this investigation or the "So What" and conveys the urgency as to why it should be studied now).

The general scope of the study includes... (Briefly describe the general scope, intended outcome, such as, Chief's Report and key areas of concern that are to be addressed in the study, probable solutions if this type of information is available, and the work to be performed in the program year. This paragraph should present specific arguments and evidence that it is important to initiate the study in the program year and similar evidence that makes it clear that the study and its anticipated outputs are in accord with Administration policy). The Letter of Intent supporting this study was signed on [INSERT DATE] by [INSERT NAME OF NON-FEDERAL SPONSOR], the non-federal sponsor. The Feasibility Cost Sharing agreement is scheduled to be signed on [INSERT DATE].

The following coordination has occurred... (For all purposes, provide any pertinent information concerning coordination with federal and state resource agencies. Identify relationship to other project purposes if appropriate.) Also cite any matters known to be of concern to the Congress.

Figure B.2. New Phase Study (Template not to scale)

(Note: IEPR Costs are not included in the New Start J-Sheet, those amounts will be better determined after the study has started and will be estimated and included in the Continuing J-Sheet starting in year 2.)

Cite study authority. Ensure all study authorities have been cleared by Office of Counsel.

(The following are part of the foot note.)
Division: Spell Out

District: Spell Out

[Study Name:] No Abbr. (except state)

Figure B.2. New Phase Study (Continued / Template not to scale)

(Note: Development of this Justification Sheet should begin with the last version developed submitted for budgeting, if applicable. Any changes to the previously cleared version should be explained/justified using comments but should be limited and by exception only.)

APPROPRIATION TITLE: Investigations, Fiscal Year (BY)

| Total Estimated Federal Cost | Allocations Prior to FY (BY-3) | Allocation In FY (BY-3) | Allocation in FY (BY-2) | Presumed Allocation in FY (BY-1) | Budgeted Amount in FY (BY) | Additional to Complete After FY (BY) |
|------------------------------|--------------------------------|-------------------------|-------------------------|----------------------------------|----------------------------|--------------------------------------|
| \$ | \$ | \$ | \$ | \$ | \$ | \$ |
| XXX,XXX | XX,XXX | XX,XXX | XX,XXX | XX,XXX 2/ | XX,XXX 1/ | XX,XXX |

PROJECT NAME: Study Name - Type (Types are: 'Aquatic Ecosystem Restoration'; 'Flood and Storm Damage Reduction'; 'Navigation'; Water Supply- All one line with a return space below the dollars.

The study area... (Furnish a brief description of the study area).

The purpose of the study is to (Include a concise 1-2 sentence write up clearly identifying water resource development problems the study intends to address and principal purposes of the study. For example, for flood risk management studies any information available on recent flood history (dates, physical and dollar losses, etc.), or for navigation studies include information on use (commercial vs. recreation) cargo types and quantities if known. For ecosystem restoration studies address the approximate area to be restored to the extent this is known. For all purposes, address the performance criteria for the purpose as described in Sections 7, 9, 11, or 12 of the Program Development Manual. For ecosystem restoration studies do not enter the performance component scores, instead provide data reflecting the basis for the scores. Do not include irrelevant data, such as, "mild summers or harsh winters"; do include all the data that would tell why this study should be selected out of the many recommended. Also cite any matters known to be of concern to the Congress.) The Letter of Intent supporting this study was signed on [INSERT DATE] by [INSERT NAME OF NON-FEDERAL SPONSOR], the non-federal sponsor. The Feasibility Cost Sharing agreement was signed on [INSERT DATE].

Fiscal Year _ (BY-1) _ funds are being used to (specify what is being done in BY-1). Funds for the Program year (BY) plus any carry-in funds will be used to (initiate, continue, complete, resume) the feasibility phase of the study, including (Describe the work to be performed in the Program year). The preliminary estimated cost of the feasibility phase is \$XXX,XXX which is to be shared 50 percent federal and 50 percent non-federal. It is an exception to the 50-50 cost share as follows: [, except for the Independent External Peer Review, which, if required, would be funded at 100 percent federal expense].) (Note: Incorporate the best estimate for IEPR starting the second year of budgeting)

| | |
|--|-------------|
| Total Estimated Study Cost | \$X,XXX,XXX |
| Initial Study Phase (Federal) | X,XXX,XXX |
| Feasibility (or Watershed Study) Phase (Federal) | X,XXX,XXX |
| Feasibility (or Watershed Study) Phase (Non-Federal) | X,XXX,XXX |

Figure B.3. Cost- Shared Feasibility Study (Template not to scale)

Cite study authority. Ensure all study authorities have been cleared by Office of Counsel.

The study is scheduled for completion in (If it is funded to completion put the Year of anticipated Chief's Report or Final Watershed Plan. Do not include if the study is not funded to completion).

1/ Estimated Unobligated Carry-in Funding: The actual unobligated carry-in from FY BY-2 to FY BY-1 was \$xx,000. As of the date this justification sheet was prepared, the total unobligated dollars estimated to be carried into FY BY from prior appropriations for use on this effort is \$x,000. (Note: Unobligated Carry-in amounts should reflect actual unobligated carry-in within USACE; MIPR'd funds do not constitute an obligation of funds.)

2/ There was no Conference Amount available at the time this J-sheet was prepared. The amount shown is the President's budget amount for FY __ (BY-1).

(Note: Remove this footnote and the footnote number in the table if not applicable.)

(Note: Where the BY-1 capability is lower than the BY-1 Pres. Bud., state that amount in the table column entitled "Allocation for FY (BY-1)" and include the words "revised FY BY- 1 capability" in lieu of "President's budget amount for FY __ (BY-1)" in footnote 2/.

REQUIRED FOOTNOTES:

(Note: if the \$ below is less than \$500, do not include).

(Note: If funds were rescinded/transferred in numerous years, duplicate the statement for each differing amount/year)

- \$ rescinded from the study in (FY) (Example: \$XXX rescinded from the study in FY 20XX)
- \$ rescinded from the study in (FY) (Example: \$XXX rescinded from the study in FY 20YY)
- \$ transferred to the Flood Control and Coastal Emergencies (FCCE) account in __FY (Similar to example above)

(The following are part of the foot note.)

Division: Spell Out

District: Spell Out

[Study Name:] No Abbr. (except state)

Figure B.3. Cost-shared Feasibility Study (Continued / Template not to scale)

(Note: Development of this Justification Sheet should begin with the last version developed submitted for budgeting, if applicable. Any changes to the previously cleared version should be explained/justified using comments but should be limited and by exception only.)

APPROPRIATION TITLE: Investigations, Fiscal Year (BY)

| Total Estimated Federal Cost | Allocations Prior to FY (BY-3) | Allocation In FY (BY-3) | Allocation in FY (BY-2) | Presumed Allocation in FY (BY-1) | Budgeted Amount in FY (BY) | Additional to Complete After FY (BY) |
|------------------------------------|--------------------------------------|----------------------------|----------------------------|--|----------------------------------|--|
| \$ | \$ | \$ | \$ | \$ | \$ | \$ |
| XXX,XXX | XX,XXX | XX,XXX | XX,XXX | XX,XXX 2/ | XX,XXX 1/ | XX,XXX |

PROJECT NAME: Study Name - Type (Types are: 'Aquatic Ecosystem Restoration'; 'Flood and Storm Damage Reduction'; 'Navigation'; Water Supply. All one line with a return space below the dollars.

The study area... (Furnish a brief description of the study area).

The purpose of the study is to (Include a concise 1-2 sentence write up clearly identifying water resource development problems the study intends to address and principal purposes of the study. For example, for flood risk management studies any information available on recent flood history (dates, physical and dollar losses, etc.), or for navigation studies include information on use (commercial vs. recreation) cargo types and quantities if known. For ecosystem restoration studies address the approximate area to be restored to the extent this is known. For all purposes, address the performance criteria for the purpose as described in Sections 7, 9, 11, or 12 of the Program Development Manual. For ecosystem restoration studies do not enter the performance component scores, instead provide data reflecting the basis for the scores. Do not include irrelevant data, such as, "mild summers or harsh winters"; do include all the data that would tell why this study should be selected out of the many recommended. Also cite any matters known to be of concern to the Congress.)

Fiscal Year _ (BY-1) _ funds are being used to (specify what is being done in BY-1). Funds for the Program year (BY) plus any carry-in funds will be used to (initiate, continue, complete, resume) the feasibility phase of the study, including (Describe the work to be performed in the Program year). The preliminary estimated cost of the feasibility phase is \$XXX,XXX which is to be funded at 100 percent federal expense. (Note: Incorporate the best estimate for IEPR starting the second year of budgeting)

Cite study authority. Ensure all study authorities have been cleared by Office of Counsel.

1/ Estimated Unobligated Carry-in Funding: The actual unobligated carry-in from FY BY-2 to FY BY-1 was \$xx,000. As of the date this justification sheet was prepared, the total unobligated dollars estimated to be carried into FY BY from prior appropriations for use on this effort is \$x,000.

2/ There was no Conference Amount available at the time this J-sheet was prepared. The amount shown is the President's budget amount for FY_ (BY-1) _.

Figure B.4. Full Federal Expense Study (Template not to scale)

(Note: Unobligated Carry-in amounts should reflect actual unobligated carry-in within USACE; MIPR'd funds do not constitute an obligation of funds.)

(Note: Remove this footnote and the footnote in the table above if not applicable.)

(Note: Where the BY-1 capability is lower than the BY-1 Pres. Bud., state that amount in the table column entitled "Allocation for FY (BY-1)" and include the words "revised FY BY- 1 capability" in lieu of "President's budget amount for FY __(BY-1)_" in footnote 2/.

REQUIRED FOOTNOTES:

(Note: If the \$ below is less than \$500, do not include the footnote).

(Note: If funds were rescinded/transferred in numerous years, duplicate the statement for each differing amount/year)

- \$ rescinded from the study in (FY) (Example: \$XXX rescinded from the study in FY 20XX)
- \$ rescinded from the study in (FY) (Example: \$XXX rescinded from the study in FY 20YY)
- \$ transferred to the Flood Control and Coastal Emergencies (FCCE) account in __FY) (Similar to example above)

(The following are part of the foot note.)

Division: Spell Out

District: Spell Out

[Study Name:] No Abbr. (except state)

Figure B.4. Full Federal Expense Study (Continued / Template not to scale)

(Note: Development of this Justification Sheet should begin with the last version developed submitted for budgeting, if applicable. Any changes to the previously cleared version should be explained/justified using comments but should be limited and by exception only. For projects moving from Feasibility to PED, development of these Justification Sheets should begin with the Feasibility Justification Sheet).

APPROPRIATION TITLE: Investigations, Fiscal Year (BY)

PRECONSTRUCTION ENGINEERING AND DESIGN – New, Continuing, Completion, or Resumption

| Total Estimated Federal Cost | Allocations Prior to FY (BY-3) | Allocation In FY (BY-3) | Allocation in FY (BY-2) | Presumed Allocation in FY (BY-1) | Budgeted Amount in FY (BY) | Additional to Complete After FY (BY) |
|------------------------------------|--------------------------------------|----------------------------|----------------------------|--|----------------------------------|--|
| \$ | \$ | \$ | \$ | \$ | \$ | \$ |
| XXX,XXX | XX,XXX | XX,XXX | XX,XXX | XX,XXX 2/ | XX,XXX 1/ | XX,XXX |

PROJECT NAME: - Study Name– (Type) (Types are ‘Aquatic Ecosystem Restoration’; ‘Flood and Storm Damage Reduction’; ‘Navigation’ - All one line with a return space below the dollars.)

The (Insert Project Name) project area is located (insert description of project area).

Insert Project Description. This is an example of the type of project description data to provide. For an ecosystem restoration project include area to be restored in acres, types of habitat, expected outputs and the data supporting the scores assigned for the performance components. Do not include the scores. XWV River drains an area of about 2,114 square miles in southwest state and empties into Something Harbor. The XYZ flood plain encompasses about 1,560 acres of mostly urban development on the left bank of the XWV River. The maximum flood of record, in December 1933, would have caused an estimated \$13.4 million damages to XYZ River under October (BY-1) prices and conditions of development. The project will address (this problem).

A feasibility study was completed in (month and year). The recommended project, estimated to cost \$ xxx (x1000) with an estimated federal cost of \$ xxx (x1000) and an estimated non-federal cost of \$ xxx (x1000), includes construction of a levee system to provide flood protection to 1,318 acres in XYZ. Pumping stations and gravity outlets with tide gates would be included to accommodate interior drainage. The average annual benefits amount to \$2.7 million, all for flood control. The benefit-cost ratio is 1.2 to 1 at a discount rate of 7 percent based upon the latest economic analysis dated (Month Year). Identify project sponsor and set forth latest evidence of support. Give date of the signed Design Agreement (Sponsors must assure that they understand and are ready to sign a design agreement and have funds available to finance the PED portion of the design of a project.) PED will be cost shared and financed at the rate for the project to be constructed.

Add if any additional adjustments that may be necessary to bring the non-federal contribution per the project cost sharing will be accomplished in the first year of construction. State the project cost-sharing percentages (such as, the project cost sharing is 65 percent federal and 35 percent non-federal).

Figure B.5. Preconstruction Engineering and Design (Template not to scale)

Total Estimated Preconstruction
 Engineering and Design Costs \$X,XXX,XXX
 Federal Share X,XXX,XXX
 Non-Federal Share X,XXX,XXX

The project is authorized for construction by (Cite the construction authorization and cost sharing requirements. If the project is not yet authorized for construction, say that instead). Fiscal Year (BY-1) funds are being used to (insert description of work). Fiscal Year (funds and any carry-in funds will be used to (insert description of work; if the PED is funded to completion include note identifying when PED is scheduled to complete (Month and Year)).

Study authority: (Cite study authority; ensure all citations are cleared by Counsel)

1/ Estimated Unobligated Carry-in Funding: The actual unobligated carry-in from FY BY-2 to FY BY-1 was \$xx,000. As of the date this justification sheet was prepared, the total unobligated dollars estimated to be carried into FY BY from prior appropriations for use on this effort is \$x,000.

2/ There was no Conference Amount available at the time this J-sheet was prepared. The amount shown is the President's budget amount for FY (BY-1). (Note: Remove this footnote and the footnote in the table above if not applicable.)

(Note: Where the BY-1 capability is lower than the BY-1 Pres. Bud., state that amount in the table column entitled "Allocation for FY (BY-1)" and include the words "revised FY BY- 1 capability" in lieu of "President's budget amount for FY _(BY-1)" in footnote 2/.

(Note: Unobligated Carry-in amounts should reflect actual unobligated carry-in within USACE; MIPR'd funds do not constitute an obligation of funds.)

REQUIRED FOOTNOTES:

(Note: if the \$ below is less than \$500, do not include the footnote).

(Note: If funds were rescinded/transferred in numerous years, duplicate the statement for each differing amount/year)

- \$ rescinded from the study in (FY) (Example: \$XXX rescinded from the study in FY 20XX)
- \$ rescinded from the study in (FY) (Example: \$XXX rescinded from the study in FY 20YY)
- \$ transferred to the Flood Control and Coastal Emergencies (FCCE) account in FY (Similar to example above)

(The following are part of the footer.)

Division: Spell Out

District: Spell Out

[Study Name:] No Abbr. (except state)

Figure B.5. Preconstruction Engineering and Design (Continued / Template not to scale)

Appendix C Construction

Sub Appendix C-1. Construction and MR&T Construction

C-1-1. Applicability. This appendix provides guidance for preparation of the Fiscal Year 2024 budget and FY2023 Work Plan for all new and continuing projects and programs funded by line item under the Construction Appropriation, including HMTF and IWTF, as applicable, and the C portion of the MR&T. Unless stated otherwise, any reference to the Construction Appropriation also applies to IWTF, HMTF and MR&T.

C-1-2. Objective. The overall goal is to develop a construction program BY through completion consisting of projects that are cost effective, performance based that can complete as quickly as practicable within program constraints and consistent with current national priorities from start through physical and fiscal completion, see Appendix Section C-6 for additional details on this topic.

**Sub Appendix C-2.
Construction and MR&T Construction
(Except for Dam Safety and Seepage/Stability Correction Projects)**

C-2-1. Applicability. This section applies to projects and programs funded by line item for construction. For Dam Safety and Seepage/Stability Correction projects see Appendix Section C-3 except that the guidelines in paragraph C-2-2 below apply to all construction projects.

C-2-2. Army Budget Guidelines for Funding Construction Projects. To qualify, a project must be authorized for construction; have an approved Chief's Report, Major Rehabilitation Report, Dam Safety Modification Report, or Deficiency Correction Report that has been submitted to OMB for a determination of budgetability; and, where applicable, successfully completed review from OMB under Executive Order 12322. Other decision documents could be acceptable on a case-by-case basis. Absent specific program year (PY) guidance from Army, all construction projects should meet at least one of the Construction Performance Guidelines published in the most recent Budget press book.

a. Project Purpose - Ongoing construction projects, including those funded in the MR&T account, are assigned based on their primary purpose to one of the three main mission areas of the Corps (flood and storm damage reduction, commercial navigation, and aquatic ecosystem restoration) or to a lesser degree hydropower, for consistency with general Construction Performance Guidelines.

b. Dam Safety Action Class Projects. (See detailed guidance for DSAC Projects found in C-3 of this appendix.) Dam safety and seepage/stability correction projects that address a concern for a specific dam with a Dam Safety Action Classification 1, 2, or 3 are actionable. Dams with a DSAC 1 or 2 classification will receive the maximum level of funding that the project can efficiently and effectively spend each year, taking into account both budgeted funds and carryover balances. DSAC 3 dams will be budgeted depending on priority and availability of funds.

c. Economic Return - Ongoing construction projects that are funded based on their economic return and have a BCR above unity or higher, calculated at a 7 percent discount rate, are eligible for funding. Projects with BCR below this threshold will not be funded unless they are eligible for funding under other Construction Performance Guidelines. All continuing Construction activities proposed for funding in FY2024 should have a current BCR calculated at the 7 percent discount rate as specified in the Main portion of this EC.

d. New Starts and New Investment Decisions - A new start or new investment decision on a priority project or separable element, will be eligible for funding if the project meets at least one of the most recently approved Construction Performance Guidelines and a programmatic affordability analysis shows that the new work can be accomplished without adversely impacting other ongoing work within the program. Any

project or element proposed as new construction in FY2024 should have a current BCR calculated at the 7 percent discount rate as specified in the Main portion of this EC. See construction specific definitions below which are consistent with current Committee guidelines, except note new phases and resummptions are still subject to “new investment decisions” as part of the annual budget process. Additional definitions about new starts and investment decisions can be found in the Main portion of this EC.

(1) New Start (NS Phase Status Code) = First time funding for a previously unfunded project or remaining item, including any individually authorized projects under a programmatic line item, such as, SFER or LCA.

(2) New Start (NS) = First time funding in the Construction appropriation for a major rehabilitation project, including a major rehabilitation funded from the IWTF, but excluding a major rehabilitation project that is for dam safety since dam safety projects do not require a new start evaluation/decision.

(3) New Phase (NP) = First time funding for a previously unfunded separable element of a previously funded project.

(4) New Phase (NP) = First time funding for deficiency correction project.

(5) New Phase (NP) = First time funding for construction of an extension to the period of beach nourishment under Section 1037 of WRRDA 2014.

(6) New Phase (ASA(CW) Decision) (NP) = First time funding for physical construction of a dam safety and seepage/stability correction project, including such a project that is a major rehabilitation funded from the IWTF.

(7) Continuing (CN) = Any study, project, or remaining item not fitting into #1-7 above.

(8) Study-Like Activity (SL) = Work activities that are study like in nature. A subset of these has the potential to migrate to the Investigations account per direction of OASA(CW) or OMB after submission of the Chief's Recommendation so must be clearly identified. In addition, these type activities should use a CCS Code specific for Study Like to distinguish them from other type of work. Using the “SL” Phase Status Code will facilitate ease of moving the work to the Investigations account if required.

e. Continuing Contracts - Qualifying continuing projects with Continuing Contracts under the alternative Continuing Contract Clause. For all planned contract awards with a face value of more than \$20 million, identify the acquisition plan. If the plan is to award a new continuing contract in the BY notify Civil Works Integration Division, Future Directions Branch (CECW-IF) to OASA(CW) not later than July BY-2 with only basic information being submitted at this time. Supporting documentation with additional detail will be required if/when the funding is included in the Budget and there are some assurances of Congress appropriating those funds. *Note:* however, HQUSACE will

consider including new continuing contracts with a value greater than \$10 million with compelling justification. Coordination and approval must occur in accordance with the latest Execution EC. No continuing contracts are to be scheduled for award in the last quarter of FY2024. Be sure to populate the Contract Type data field in CW-IFD using CC to denote continuing contract.

f. Major Rehabilitation Projects - The definition of rehabilitation project in Section 205 of PL 102- 2580 (WRDA 1992), as amended by Section 2006 of PL 113-121 (WRRDA 2014), is applied by policy to all business programs except coastal navigation projects. The Major Rehab cost threshold for FY23-FY26 for Inland Navigation is \$27M and \$40M for Coastal Navigation. The Major Maintenance threshold is \$8M. An effort is determined to be Maintenance, Major Maintenance, or Major Rehabilitation based on purpose, cost, and duration criteria. If the effort costs at least the Rehabilitation cost threshold, and the construction duration is at least 2 years, and it significantly extends the physical life, it is considered Major Rehabilitation. If the maintenance effort exceeds the cost thresholds for Major Maintenance, but is less than the Rehabilitation threshold, it is Major Maintenance. If the maintenance effort costs less than \$8M, the effort is Maintenance. Major Maintenance and work below the cost thresholds is funded in the O&M or MR&T O&M account.

g. The Major Rehab Efficiency threshold for FY23-FY26 is \$2.5M. If an effort is an activity to provide a function or efficiency improvement not contemplated in the original design and costing at least \$2.5M, it should be evaluated as a Major Rehabilitation. If a District anticipates an effort to fall within this purview as an efficiency, consultation with Division and Headquarters is recommended. Reference the Major Maintenance and Major Rehab decision tree on the OM 20/20 website here:
https://usace.dps.mil/sites/INTRA-HQ/CivilWorks_OM2020/Major_MaintenanceRehab%20Decision%20Tree%20FY24.pdf

h. Project Completions - Ongoing projects that can complete all remaining construction work during the budget year will be funded at the level needed to complete that work if the project has a BCR of 1.0 to 1 or above, at a 7 percent discount rate. See also paragraph C-2-10 below in this appendix. Work packages in this category must use a Phase Status Code of "LY" and a Phase Activity Code of LY for first time completion funding. Recompletions must use a Phase Status Code of "PL" and a Phase Activity Code of "LY" to make HQ aware the project has been funded to completion in prior year(s), but now needs additional funding to physically complete and fiscally closeout.

i. Continuation of construction that would be affected by a Post Authorization Change Report (PACR) must first meet the following conditions for the project to be eligible for the BY budget:

(1) The PACR must be submitted to CECW-PC (Office of Water Projects Review) NLT 1 March of BY-2 for HQ approval of the language.

(2) PACR must be approved by the OASA(CW) and OMB; unless it qualifies to be delegated to the MSC Commander, reference ER 1165-2-502, 6.

(3) Approved PACR language must be submitted to CECW-ID NLT 1 September of BY-2 for inclusion in the BY appropriations bill and to obtain approval to budget for continuation of the project in the BY.

j. Monitoring for Beach Nourishment - Caution should be used when budgeting for monitoring for beach nourishment projects. Monitoring for beach nourishment projects must be budgeted in the C account. Monitoring for channel improvements must be budgeted in the O&M account.

k. Sand Mitigation - Projects having both a NAV and FRM component should be considered together as a unit for budget purposes to ensure proper evaluation. This means both the NAV and FRM work packages should have the same across business line priority ranking reference number.

l. Mitigation Concurrent with Construction - As described in EC 11-2-214, Section 10.c, per WRDA 1986 Sec 906(b), USACE must budget for implementation of environmental mitigation concurrent with or prior to construction of the project. This should be taken into account when developing both a business line's 1-n ranking and the across business line 1-n rankings. Therefore, if both the mitigation and construction package are planned for implementation concurrently their corresponding across business line priority relative ranking should also be the same. All construction projects seeking this type funding in the FY24 budget must have:

(1) An updated response in the "MITIGATION REQUIREMENT CODE" field in CW-IFD (at program code level).

(2) All mitigation work packages identified separately from the project construction package should be identified using the Phase Activity Code "MT" along with considering the incremental definitions contained in section C-2-3 below.

(3) An updated entry in the Civil Works Mitigation Database as of the time of submission of the MSC budget recommendation to HQUSACE. Mitigation database is located at link: <https://cwbi-app.sec.usace.army.mil/ords/f?p=130>. One purpose of the database is to bring visibility to outstanding mitigation requirements so that they may be requested in the budget. All MSCs will submit a statement to the CECW-ID account manager, the BLM responsible for implementing the mitigation and the AER BLM summarizing projects with mitigation activities that require funding within the BY to ensure they are "on track" with project construction. This will require coordination with MSC Environmental Chiefs (or designee), through whom the updates of the mitigation database are coordinated annually. The status of construction of projects that require mitigation and the status of mitigation per Section 906(b) of WRDA 1986, as amended are reported to Congress annually per WRDA 2007 section 2036(b), as amended. Annual reports can be found at <https://www.usace.army.mil/Missions/Civil->

(4) A brief description of all Mitigation-related work included in the J-sheet.

C-2-3. Construction and MR&T Construction Increment Definitions.

GENERAL: Increments are used to support ranking efforts both within business lines and across business lines. It is important to ensure increment designations are correct given they facilitate this important effort.

a. A construction work package must represent a single significant construction contract/activity and must fund the contract/activity in totality as described in the increments below.

Note: If a work package is to be considered as an Endangered Species Protection work package, the budget justification column must include language specific to each package that identifies the name of Biological Opinion (BiOp) and/or court order (including date and reasonable and prudent measure) and brief description of the progress the item makes towards full implementation of the biological opinion requirements. Additional supporting information will be provided by the MSCs in a concurrent data call. *Note:* that all packages that fund work required by a biological opinion should use Phase Activity Code "BO." Packages that describe work in a recovery plan (not biological opinion) should not use this phase activity code. Increment identification will also be used to support evaluation for BLM ranking and across business line ranking efforts. It is important to ensure increment assignments are correct based on definitions noted below.

b. Increment Definitions:

(1) Increment 1 will be used to identify work packages for projects that were included in the BY-1 Budget and are continuing or any contract representative of the "last year" and can physical and fiscally complete with the funds being requested. Increment 1 includes:

- Minimum compliance with the Endangered Species Act.
- Mandatory real estate activities required for project Lands, Easements and Rights-of-Way (LER).
- Continuing Contracts awarded in BY-2 or earlier and included in BY-1 - the work package should represent the effective and efficient contract capability that can be obligated and earned (such as, physical contract placement) plus the associated EDC and S&A anticipated for BY.
- Fully funded contracts awarded in BY-2 or earlier - work packages will include the remaining EDC and S&A needed to complete previously awarded fully funded contracts

for projects that had been included in one of the three prior year President's Budgets or Work Plans (budgeted in BY-1, BY-2, BY-3). These work packages descriptions must include indications that this “fully funds construction contract XX to physical and fiscal completion”.

Note: Increment 1 does not include any accommodations for new contracts to be awarded in BY-1 or BY. Nor does it include the EDC and SA for contracts on projects only receiving funds in a work plan.

(2) Increment 2 consists of work packages that accommodate the following:

- Continuing incrementally funded contract options for previously awarded contracts. A work package will include fully funding a single contract option and associated EDC and S&A. There may be multiple work packages for a project that represent the projects effective and efficient capability-funding stream. *Note:* MSCs must provide priority rank within and across business lines to ensure relative importance of each work package is communicated correctly to HQUSACE BLMs and the Construction Account Manager.

- Ongoing continuing contract requirements for continuing contracts scheduled for award in BY- 1- work package will represent the effective and efficient contract capability that can be obligated and earned (for example, physical contract placement) plus the associated EDC and S&A anticipated for BY.

- New continuing contracts scheduled to be awarded in BY - work package will represent the effective and efficient contract capability that can be obligated and earned (for example, physical contract placement) plus the associated EDC and S&A anticipated for BY.

- New incrementally or fully funded contracts with total EDC and S&A that will deliver a useful increment of work in totality through physical and fiscal completion.

- Plans and specifications required to issue contract solicitations: a single work package to prepare a single set of plans and specifications is required for each solicitation and must be all inclusive of costs to complete the plans and specifications. The work package may be incrementally funded with each BY request representing the effective and efficient capability required to maintain the project schedule for constructions.

- Real estate activities for required project lands, easements and rights-of-way may be included, must be performance based and integral with an ongoing construction project with high outputs, and have previously received funding in the construction account.

- Endangered Species - Activities in a reasonable and prudent measure or alternative required to maintain the minimum progress toward legal compliance with the biological opinion(s) in the current budget year. The reference “reasonable and prudent

measure” refers to the actions the Fish and Wildlife Service / NOAA National Marine Fisheries Services Director believes necessary or appropriate to minimize the impacts, such as, amount or extent, of incidental take. [50 CFR §402.2]

(3) Increment 3 (applies Endangered Species activities ONLY). Activities required to maintain progress toward legal compliance with the biological opinion(s) according to the schedule described in the biological opinion.

(4) Increment 4. This increment will designate work packages for physical construction requiring a new investment decision to include any new start requirements that meet the requirements defined above. Also include and recompletions.

Note: For Endangered Species, this increment will designate activities that accelerate the completion of the efforts required to comply with the BiOp beyond the minimum to advance progress towards implementing a biological opinion (including conservation measures contained in a biological opinion); and/or budget packages that enhance Endangered Species Act (ESA) protection as described in an ESA recovery plan. The term “conservation measures” refers to the Fish and Wildlife Service’s and NOAA National Marine Fisheries Services non-binding suggestions resulting from formal or informal consultation that: (1) identify discretionary measures a Federal agency can take to minimize or avoid the adverse effects of a proposed action on listed or proposed species, or designated or proposed critical habitat; (2) identify studies, monitoring, or research to develop new information on listed or proposed species, or designated or proposed critical habitat; and (3) include suggestions on how an action agency can assist species conservation as part of their action and in furtherance of their authorities under section 7(a)(1) of the Act. [50 CFR §402.2].

(5) Increments 5. Will be used for work packages that are consistent with Administration policy but are unbudgetable due to the decision document not yet being cleared by the Administration or other milestone-type requirements in the EC not being met.

(6) Increment 6. Will be used for work packages that are inconsistent with Administration policy, such as, Reimbursements.

C-2-4. Specifically Authorized Projects and Elements. A Specifically Authorized Project or Program is a project or program with a unique authorization for implementation under the Civil Works program, including any amendment to that authorization.

a. Project Development Cycle. Each specifically authorized project is developed through the normal project development process, including cost-shared feasibility, and PED. Requirements applicable to the normal project development process, including requirements related to design agreements and post-feasibility modifications, are described within the Investigations Appendix and apply even if C or MR&T C funds are received before feasibility-level and PED work are completed. Only the first set of P&S for the first Construction contract is funded as PED in the Investigations account. This is

true even if a study that result in one Construction project has separable elements, only the first set of P&S shall be funded in the Investigations account.

b. A Specifically Authorized Project or Program includes work that is to modify a completed Civil Works project and that cannot be implemented without additional authorization, such as, a reconstruction or replacement project, or a beneficial use, navigation mitigation, or environmental modification project beyond the scope of the applicable Continuing Authorities Program.

c. A Specifically Authorized Project or Program includes an entire specifically authorized environmental infrastructure (EI) assistance program, or an entire specifically authorized EI assistance project (that is, an EI assistance project for which the authorization is limited to that project, such as, a “Section 219” project). *Note:* EI work packages will not be evaluated from the CW-IFD database beginning in FY21WP. Instead, a new EI database is now available that will be linked to CEFMS. See PDM Section 14 EI for additional information.

d. A Specifically Authorized Project or Program does not include a separable element of such project nor does it include a component of a specifically authorized environmental infrastructure program or project.

e. A Specifically Authorized Project or Program does not include a maintenance Dredged Material Management Plan (DMMP), dam safety assurance project, static instability correction project, seepage control project, major rehabilitation project, or deficiency correction project. Such a project can be carried out within the authority of the original, constructed project and is a part of the original project. However, except for deficiency corrections, it has a CCS different from that of the original construction.

f. Separable Element. A separable element is a portion of a specifically authorized project which is physically separable from other portions of the project, and which achieves hydrologic effects or produces physical or economic benefits which are separately identifiable from those produced by other portions of the project.

(1) If an investment increment is part of an authorized project but is physically separable from other features of the authorized project and not covered under the already-executed Project Partnership Agreement (PPA) or PPAs for the other features, that increment will be treated as a separable element.

(2) Reimbursable work that is beyond the scope of the work covered under the existing reimbursement PPA will be treated as a new separable element.

(3) If the project already has a cost sharing agreement, recreation facilities requiring a new cost sharing agreement will be treated as a new separable element.

C-2-5. Modifications to Completed Projects under Existing Authority.

a. Modifications under the Continuing Authorities Program. Certain project modifications within project limits may be implemented using CAP. These include beneficial uses of dredged material, navigation mitigation, and environmental modifications. Modifications under the CAP authority are included as Remaining Items within the Construction account.

b. Rehabilitation, Deficiency Correction, Biological Opinion, and Maintenance Dredged Material Disposal Facility (DMDF) projects are included under existing authority.

(1) Rehabilitation, deficiency correction, BiOp, and Maintenance DMDF projects may be carried out under the authority of the existing authorized projects.

(2) Project Report Funding. The Evaluation Report or, in the case of a maintenance DMDF will be funded from O&M or MR&T M funds. In the case of a non-Federally operated and maintained project, Inspection of Completed Works funding may be used. Once the Evaluation Report (or DMMP) has been approved by HQUSACE or a MSC (if authority is delegated), planning, engineering, and design for construction will be funded from O&M or MR&T M funds until a Construction new start (see paragraph C-2-2.d. above) is included in the budget OR construction is specifically funded through appropriations. *Note:* that maintenance DMDFs are not subject to new start requirements; see paragraph C-2-7.

(3) (Major) Rehabilitation Projects. Projects that involve replacing or recapitalizing the principal facility components that enable production of project outputs, for example, turbines, generators, locks, or gates are considered (major) rehabilitation projects. (See paragraph C-2-2.f above.)

(4) Deficiency Correction Projects. Design and construction deficiency projects remedy design and construction deficiencies under the following two circumstances: (1) at a non-Federally operated project constructed with Civil Works funds; and (2) at a federally operated project, where the cost of the remedy is \$5M or more. Less costly remedies at Federally operated projects are funded as part of project O&M. Deficiency correction projects are to remedy structural or performance deficiencies, not conditions caused by deferred non-Federal OMRR&R or changed hydrologic and hydraulic conditions. See ER 1165-2-119 Modifications to Completed Projects.

(5) Biological Opinion Projects. These are efforts to avoid jeopardy of ESA listed species at existing projects or systems.

(6) Maintenance DMDF.

(a) A maintenance DMDF is a facility constructed to contain material from maintenance dredging of a completed project. A maintenance DMDF is cost shared as a General Navigation Feature and is budgeted as a line item in the Construction or MR&T C account. A maintenance DMDF is budgeted using the same Program Code as

that of the O&M for the completed project. In contrast, a DMDF constructed to contain material from construction dredging at a new harbor project is budgeted as part of the new harbor project.

(b) A dike raise or capacity expansion to contain maintenance material will be treated as a maintenance DMDF and budgeted in the C or MR&T C account as discussed above. By contrast, annual operations to manage existing facilities are funded in the O&M account.

(c) Use-fees paid to use non-Federal disposal facilities per section 217 of WRDA 1996 (PL 104-303), as amended, will be cost shared as DMDFs. The portion of the use-fees allocable to new capacity to contain material from maintenance dredging will be budgeted in the C or MR&T C account as a maintenance DMDF. The portion of the use-fees allocable to new capacity to contain material from construction of a new harbor project will be budgeted as part of the new harbor construction, and the portion of the use-fees allocable to O&M of the DMDF facility will be budgeted in the O&M account. See Policy Guidance Letter (PGL) No.47 Cost Sharing for Dredged Material Disposal Facilities and Dredged Material Disposal Facility Partnerships.

C-2-6. Modifications to Completed Projects under New Authority.

a. Reconstruction Projects. A reconstruction project will be treated as a new, specifically authorized project under paragraph C-2-4. Guidance on reconstruction of Corps structural Flood Damage Reduction projects for which non-Federal interests are responsible for OMRR&R is contained in memorandum from the Director of Civil Works dated August 16, 2005 (<https://planning.erdc.dren.mil/toolbox/library/MemosandLetters/reconstruction.pdf>). This document provides a definition of reconstruction and distinguishes reconstruction from design or construction deficiencies. Congressional authorization is required to undertake reconstruction.

b. Project Modifications beyond CAP Limits.

(1) Beneficial Use of Dredged Material. A beneficial use project may be implemented under CAP (section 204, as amended) if the project is of small scale within a total cost limit of \$10M. A project modification for beneficial use that is of a large scale and that is not implemented as part of a navigation construction project following the navigation project authorization or Section 207 of WRDA 1996 must be specifically authorized and will be treated as a separate project. See paragraph C-2-4.

(2) Navigation Mitigation. A navigation mitigation project may be implemented under CAP (section 111, as amended) if the Federal cost for the project is within the authorized project cost limit of \$12.5M. Navigation mitigation that exceeds this limit and that is not implemented as part of a navigation construction project following the navigation project authorization must be specifically authorized and will be treated as a separate project. See paragraph C-2-4.

(3) Environmental Modifications. Environmental modifications to a project may be implemented under CAP (section 1135, as amended) if the Federal cost for the project is within the authorized project cost limit of \$10M. An environmental modification that exceeds this limit and that is not implemented as part of a construction project following the construction project authorization must be specifically authorized and will be treated as a separate project. See paragraph C-2-4.

C-2-7. Budgeting for New Construction. New construction includes new starts and new investments decisions, as defined in the Main portion of this EC. Eligibility criteria are:

a. General. Potential new construction should meet the eligibility criteria shown in Appendix Section C-5 below. Candidates ranking high using the performance measures under the specific business lines may be recommended.

b. Decision Document. Each recommended new start or resumption requires a decision document to serve as the basis for selection and which is to be approved by OMB or submitted to OMB for a review of budgetability. Any proposed exceptions should be pre-coordinated with Army and OMB in BY-2. The requirement for a decision document can be satisfied by one of the following: 1) an approved feasibility report with engineering annex; 2) an approved General Reevaluation Report (GRR); 3) in some cases, an approved PACR; or 4) for certain rehabilitation or design or construction deficiency correction projects, an approved evaluation report.

Note: 1: An Engineering Documentation Report (EDR) or Limited Reevaluation Report (LRR) is for updating and documenting changes to the project within the scope of a decision document and is not itself a decision document.

Note: 2: Approval dates for decision documents must be prior to the budget submission date (see the Program Development Schedule, Table 2, in the Main portion of this EC) except when a waiver is obtained from CECW-ID.

c. Economic Analysis. A current economic analysis for each specifically authorized project, separable element, reconstruction project, rehabilitation project, or navigation mitigation project, or resumption thereof, that produces economic outputs and is proposed as new construction must be according to paragraph 16 and 17 in the MAIN part of this EC. This analysis will be included in an approved decision document or in a supplemental report, such as, an EDR, LRR, PACR, or other special study report which must be approved at the appropriate level. A Design Documentation Report (DDR) is a technical document approved by a District and should not include information, such as, formulation of alternatives or economic analyses. After construction funds have been appropriated for such work, no further update of the economic analysis will be required during the approval process for the non-Federal sponsor's financing plan and execution of the PPA provided the PPA is approved in the BY and no significant changes which may affect economic justification have been made from the latest approved document. The same current economic analysis requirements for PPA projects apply to non-PPA

projects.

C-2-8. Budgeting for Continuing Construction Projects. A continuing construction project is a project that has been previously funded as a New Start or, a component of a project or program that has been funded already as a New Start. A separable element that is a component of a previously funded construction project and that is funded for the first time in its own right may be considered a continuing construction project only if there was an expressed intent in funding the original project that the component was also part of that funding decision (see the Main section of this EC for further info). A current economic analysis for each continuing construction project that produces economic outputs must be approved according to this EC.

C-2-9. Cost Sharing. Preconstruction engineering and design costs are included in total project costs and cost shared, regardless of the account from which the preconstruction engineering and design costs were funded. Also see section C-2-4(a) above for additional info. Where a PPA is required, once the agreement is signed, Federal and non-Federal funds must be obligated and Federal funds will be programmed, such that cumulative obligations of Federal funds and cumulative obligations of non-Federal funds are in the proper proportion.

a. New Start Channels and Harbor Projects and Separable Elements. Cost sharing and financing provisions must be according to Section 101 of WRDA 1986, as amended.

b. New Start Projects and Separable Elements for Flood Risk Management or Other Specified Purposes. Cost sharing and financing provisions must be according to Section 103 of WRDA 1986, as amended. For costs assigned to flood risk management, the minimum non-Federal share is 25 percent for projects authorized on or prior to 12 October 1996 (the date of WRDA 1996), the minimum non-Federal share is 35 percent for other projects, the maximum non-Federal share is 50 percent, and at least 5 percent of the costs must be in cash.

c. New Start Inland Waterways Projects and Separable Elements. The IWTF contribution changes (FY21-FY31) was enacted in the WRDA 2020 (Title AA of PL 116-260) and authorizes 35 percent of the costs of new construction projects to be funded from the IWTF and authorizes 65 percent of the costs to the General Fund share, subject to appropriations. Projects having both a NAV CG and an IWTF component should be considered together as a single unit to ensure proper evaluation. This means both the NAV and IWTF work packages should have the same across business line priority ranking reference number.

d. New Start Rehabilitation Projects. Rehabilitation projects will be cost shared in the same proportions as O&M costs. The exception is rehabilitations at inland waterway projects, which are authorized (FY21-FY31) by WRDA 2020 (Title AA of PL 116-260) to be cost-shared 35 percent from the IWTF, and authorizes 65 percent to the General

Fund share, subject to appropriations. Projects having both a NAV CG and an IWTF component should be considered together as a single unit to ensure proper evaluation. This means both the NAV and IWTF work packages should have the same across business line priority ranking reference number.

e. New Start Deficiency Correction Projects.

(1) At non-Federally operated and maintained projects, cost sharing and financing will be the same as for new projects, unless an exception is granted by ASA(CW) during the Evaluation Report review and approval process.

(2) At Corps of Engineers operated and maintained projects, no cost sharing is required unless a non-Federal sponsor has contributed toward the initial construction of the project. Payment may be required of public entities which have signed agreements with the Government, for example, water supply storage.

f. New Start Biological Opinion Projects. Cost shares for biological opinion projects are determined on a case-specific basis.

g. Maintenance DMDFs. Section 201 of WRDA 1996 amended Section 101 of WRDA 1986 to designate DMDFs a general navigation feature. Accordingly, the cost of construction of a maintenance DMDF will be shared at the same rate as the cost of construction of the harbor project with which it is associated, based on project depth.

h. New Start Reconstruction Projects. New reconstruction projects are cost shared according to the project purpose(s) under WRDA 1986, as amended.

i. New Start Project Modifications beyond CAP Limits.

(1) For separate beneficial use projects for ecosystem restoration or storm damage reduction, the cost share is 65 percent Federal / 35 percent non-Federal of the incremental cost above the least cost method of dredged material placement consistent with engineering and environmental criteria.

(2) For separate navigation mitigation projects, the costs of mitigation are shared in the same proportion as the cost sharing provisions applicable to the project causing the shore damage. If the project provides storm damage reduction benefits over and above mitigation of damages from the navigation project, costs allocable to storm damage reduction are cost shared 65 percent Federal / 35 percent non-Federal.

(3) For separate environmental modifications, the cost share is 65 percent Federal / 35 percent non-Federal.

C-2-10. Budgeting for Completion of Construction. The milestone for physical completion of construction is CW450 and the point at which the District Commander's notice of completion of the project can be issued. The costs after award of the final

contract should include EDC and S&A, and in-house costs related to work on LERRD credits and the OMRR&R manual. Therefore, all remaining EDC and S&A costs and costs related to LERRD credits and the OMRR&R manual should be included in capability for the year the last contract is awarded. Additional funds, that have not been included in the capability for the year the last contract is awarded, must be provided thru reprogramming. Where monitoring is required on the project, it should be budgeted under construction with fiscal closeout of the project occurring after all monitoring is complete. However, if the cost to complete monitoring is less than \$1,000,000 AND equal to or less than 5 years in duration, the monitoring cost may be budgeted in the last year of construction as well. Yearly carryover of funds to complete monitoring in this case is acceptable.

C-2-11. Physical Completion of the Construction Phase. Construction phase ends with the District Commander's notice of completion of the project. Construction of a water resources project or functional element thereof, is complete when physical construction is complete. Completion of physical construction does not include completion of any approved project monitoring, adaptive management, periodic renourishment, future levee raises or any other project aspect occurring after initial physical construction is complete. Any approved project monitoring, adaptive management, periodic renourishment, or future levee raises will be undertaken as defined in the project report. As provided in the executed Project Partnership Agreement, when the District Commander determines that a project or a functional portion thereof, is complete, the District Commander will notify the non-federal sponsor of that determination in writing so that the non-Federal interest may begin responsibilities, as applicable, for operating and maintaining the project.

C-2-12. Category-Class-Subclass and Fund Type. Appropriate CCS Codes should be Included as part of the work package data so that associated Work Authorization Documents (WAD) and Funding Authorization Documents (FAD) that result from the work package derive funding from the correct FAD Type General Fund (G), IWTF, or HMTF.

a. With the exception of projects funded from the Supplemental IIJA Authorization, for inland waterway construction and rehabilitation projects, each increment of work should have two work packages, one for CCS 220 and one for CCS 310. Unless altered by additional statutes, the cost share between the two CCS codes is 65/35 as prescribed in WRDA 2020 (Title AA of PL 116-260).

b. For work packages for dredged material disposal facilities, including marsh creation and other beneficial uses for dredged material, and for Construction-funded mitigation of shore damages from navigation projects, use the applicable CCS from among the following: 212, 218, 231, 791 and 794. The Section 111 and 204 programs within CAP will use CCS 232 and 792. For AMSCO 190115 (Sec 1122) Beneficial Use of Dredged Material Pilot Program use CCS 794 where the funding will show a flow from parent to child similar to CAP.

c. For other work packages, do not use the aforementioned CCS codes noted in C-2-12b as they identify the work as being HMTF funded.

Sub Appendix C-3. Construction and MR&T Construction Dam Safety and Seepage/Stability Correction Projects

C-3-1. Applicability. This program involves risk management activities that are reflective of a dynamic portfolio of dams considered actionable. The activities include progressively higher levels of study to determine whether a project should proceed to a modification study, the plan formulation process involving the decision to take Federal action and associated preconstruction engineering and design (PED) activities.

C-3-2. Definitions.

Dam Safety and Seepage/Stability Correction Program is a Remaining Item in the Construction account that is also known as the WEDGE. The WEDGE designation is not an acronym but signifies a funding wedge that bridges the gap between the dam safety decision document approval and line-item funding in the Construction account. The program is designed to speed up USACE ability to achieve risk reduction. Appropriations for this RI began in FY2001.

a. Issue Evaluation Study (IES) – The purpose of the IES is to determine whether or not to pursue a Dam Safety Modification Study by focusing on all significant potential failure modes when evaluating risk, verifying the DSAC and guiding and gauging the selection of effective risk reduction measures. IES results are used to assist dam safety officials with making risk informed decisions and to prioritize dam safety studies and investigations within the context of the entire USACE inventory of dams.

b. Dam Safety Modification Study (DSMS) – The decision document for a Dam Safety Modification effort is a Dam Safety Modification Report (DSMR) which presents the investigation, associated documentation and rationale analysis for the dam safety modification study undertaken for USACE projects.

c. Preconstruction Engineering and Design – This is the phase of project development where the design is finalized, and the plans and specifications (P&S) includes preparation of the construction contract for advertising.

C-3-3. Project Development.

a. The National Dam Safety Program is a line item in the O&M account that funds, among other things, risk assessments of the dams in the Civil Works inventory. Each dam is classified using the Dam Safety Action Classifications (see Table C-3.) thus enabling portfolio prioritization.

b. For those dams that meet DSAC threshold criteria, project-specific studies of the safety of the dams are funded from the WEDGE. A unique P2 number will be assigned for each study or effort for each active project in the WEDGE program. Dams in all business programs are included. The first study under the program for a project is an

IES, which is completed by the District and the Risk Management Center (RMC), reviewed by the District, MSC, and Dam Senior Oversight Group (DSOG), and approved by the HQ Deputy Dam Safety Officer. The IES defines any additional studies required for a DSMS. Upon completion of the required studies, a DSMR is submitted to the Dam Safety Officers at District, MSC, and HQUSACE for approval. Upon report approval, the report is submitted to the OASA(CW) for concurrence for budgeting in construction. Preconstruction engineering and design can continue using WEDGE funds provided the project continues to meet the DSAC threshold criteria. Once concurrence is obtained, the project may be authorized for line-item budgeting.

c. If the OASA(CW) concurs for budgeting in construction, the project is line-item budgeted at the next opportunity. The project is budgeted as continuing construction.

d. If the OASA(CW) concurs in construction and the project is ready to initiate physical construction, the project may initiate physical construction using line-item funds or using WEDGE funds until line-item funds become available.

C-3-4. Eligibility Criteria. For FY24, generally only DSAC 1, 2 and 3 projects are eligible for funding in the WEDGE Remaining Item or as individual line items. Prioritization of projects will be determined by the DSOG via a risk informed process for the national portfolio of dams. Prioritization and queues are necessary due to resource limitations and to reduce overall portfolio risk as efficiently as possible. The associated queues contain the set of dams awaiting studies or processing to the next step, reflecting their prioritization. While the intent is that the queues are eventually cleared, there is potential that a higher priority dam (from a dam safety issue viewpoint) could come into a queue and move ahead of others already in the queue based on the individual dam's safety status and circumstance. A DSMR that has been approved by HQUSACE DSO must be transmitted for OASA(CW) concurrence prior to 1 June of BY-2 to be eligible for funding. Interim Risk Reduction Measures (IRRM) and IRRM Plans will be funded from the Operation and Maintenance account.

C-3-5. Cost Sharing.

a. According to Section 1203 of WRDA 1986, 15 percent of the portion of a project's cost that is directly attributed to the Dam Safety Modification are assigned to project purposes according to the cost allocation in effect for the project at the time the work is initiated, and non-Federal interests share the costs of each purpose according to the cost sharing in effect at the time of initial project construction.

b. Under current policy per Section 1203 WRDA 1986, reduced cost-sharing for dam safety modification project may be approved when the changes needed are determined to be the result of changes in hydrologic or seismic data. However, per this same section, reduced cost-sharing for dam safety modification projects when the changes are the result of state-of-the-art changes need to be approved by OASA(CW) on a case-by-case basis. The exception is Major Rehabilitation for inland waterway projects, which are authorized by WRDA 1986 and amended by WRDA 2020 to be cost-shared

35 percent from the Inland Waterways Trust Fund, subject to appropriations, and will be programmed as 65/35 on a cumulative basis. Projects having both a NAV CG and an IWTF component should be considered together as a single unit to ensure proper evaluation. This means both the NAV and IWTF work packages should have the same across business line priority ranking reference number.

**Table C-3.
USACE Dam Safety Action Classification**

| URGENCY OF ACTION (DSAC) | ACTIONS FOR DAMS IN THIS CLASS*** | CHARACTERISTICS OF THIS CLASS |
|---|---|---|
| VERY HIGH (1) | Take immediate action to avoid failure. Communicate findings to sponsor, local, state, Federal, Tribal officials, and the public. Implement interim risk reduction measures, including operational restrictions. Ensure the emergency action plan is current and functionally tested for initiating event. Conduct heightened monitoring and evaluation. Expedite investigations to support remediation using all resources and funding necessary. Initiate intensive management and situation reports. | CRITICALLY NEAR FAILURE: Progression toward failure is confirmed to be taking place under normal operations. Dam is almost certain to fail under normal operations to within a few years without intervention. OR EXTREMELY HIGH INCREMENTAL RISK**: Combination of life or economic consequences with likelihood of failure is very high. USACE considers this level of life-risk to be unacceptable except in extraordinary circumstances. |
| HIGH (2) | Communicate findings to sponsor, local, state, Federal, Tribal officials, and the public. Implement interim risk reduction measures, including operational restrictions as warranted. Ensure the emergency action plan is current and functionally tested for initiating event. Conduct heightened monitoring and evaluation. Expedite confirmation of classification. Give very high priority for investigations to support the need for remediation. | FAILURE INITIATION FORESEEN: For confirmed and unconfirmed dam safety issues, failure could begin during normal operations or be initiated as the consequence of an event. The likelihood of failure from one of these occurrences, prior to remediation, is too high to assure public-safety. OR VERY HIGH INCREMENTAL RISK**: The combination of life or economic consequences with likelihood of failure is high. USACE considers this level of life-risk to be unacceptable except in extraordinary circumstances. |
| MODERATE (3) | Communicate findings to sponsor, local, state, Federal, Tribal officials, and the public. Implement interim risk reduction measures, including operational restrictions as warranted. Ensure the emergency action plan is current and functionally tested for initiating event. Conduct heightened monitoring and evaluation. Prioritize investigations to support the need for remediation informed by consequences and other factors. | MODERATE TO HIGH INCREMENTAL RISK**: For confirmed and unconfirmed dam safety issues, the combination of life, economic, or environmental consequences with likelihood of failure is moderate. USACE considers this level of life-risk to be unacceptable except in unusual circumstances. |
| LOW (4) | Communicate findings to sponsor, local, state, Federal, Tribal officials, and the public. Conduct elevated monitoring and evaluation. Give normal priority to investigations to validate classification, but do not plan for risk reduction measures at this time. | LOW INCREMENTAL RISK**: For confirmed and unconfirmed dam safety issues, the combination of life, economic, or environmental consequences with likelihood of failure is low to very low and the dam may not meet all essential USACE guidelines. USACE considers this level of life-risk to be in the range of tolerability but the dam does not meet all essential USACE guidelines. |
| NORMAL (5) | Continue routine dam safety activities and normal operations, maintenance, monitoring, and evaluation. | VERY LOW INCREMENTAL RISK**: The combination of life, economic, or environmental consequences with likelihood of failure is low to very low and the dam meets all essential USACE guidelines. USACE considers this level of life-safety risk to be tolerable. |
| <p>*At any time for specific events a dam, from any action class, can become an emergency requiring activation of the emergency plan. ** INCREMENTAL RISK is used to inform the decision on the DSAC assignment; NON-BREACH RISK is not reflected in this table. ***DSAC 1 and 2 dams with no life loss will be referred to the appropriate business line program and are given lower priority in the dam safety program.</p> | | |

Sub Appendix C-4. Construction and MR&T Construction Supporting Documentation and Submission Requirements

C-4-1. Schedules and Capabilities.

a. Prepare a detailed project schedule in P2, reflecting the capability level of funding in the BY and out-years, for each new and continuing construction project, separable element, or line-item funded Safety of Dams project eligible for construction funding in the BY. The P2 data must be reflective of the same funding decisions used for determining what ultimately gets enacted by Congress for BY-2, and a realistic expectation of BY-1 funding. All active uncompleted separable elements must be displayed separately.

b. A completion date for each new or continuing construction project, separable element, or line-item funded Safety of Dams project that has programmed construction work will be developed for the Capability Level. Use the completion date for currently programmed work if the completion date for the entire project is indefinite. Show separate completion dates for initial construction and periodic re-nourishment dates for beach nourishment projects.

c. Proportional Cash Financing. Project schedules should assume Federal and Non-Federal funding is in balance (in terms of the respective percent shares of cash contributed on a cumulative basis) throughout construction life unless otherwise approved as part of the PPA. The exception is in the first fiscal year of construction, when Federal and non-Federal contributions will be adjusted to bring the sponsor's total sunk and current contributions following its required cash percentage of cumulative obligations through that fiscal year (including PED obligations, which are included in total project costs). Credit for authorized and approved construction by the sponsor, if any, should be included in financial obligations for construction and applied toward the sponsor's required cash contribution (other than the 5 percent cash share required for structural flood control) in the year that the credit for the completed work is afforded. In all cases the schedule for obligating and expending non-Federal funds is independent of the schedule for the provision or crediting of LERRDs. Proportional cash financing also applies to inland waterway projects, where the share of cumulative obligations (including PED costs) borne by the Trust Fund should attain the cost share as dictated by law as soon as possible and be maintained at this cost share throughout the life of construction.

d. It is extremely important that schedules and capabilities be realistic, and risk based. Project capabilities are used in formulating the President's Budget and overly optimistic schedules, or capabilities that ignore carry-in, or that fund out-year planned obligations, lead to a misallocation of funding.

C-4-2. Cost Estimates, Contingencies and Inflation.

a. Cost estimates will be developed as noted below, assuming a Capability schedule and according to the instructions in paragraph 17 in the Main part of this EC. Inflation factors are shown in Table 4 in the Main part of this EC. Total Project Cost estimates will use EM1110-2-1304 Civil Works Construction Cost Index System for inflation. The inflation allowance for each project will be computed only once and will be used without re-computation for other funding levels. Special attention should be paid to the February 20, 2013 memorandum from the ASA(CW) to the DCG, C&EO, subject: Life Cycle Cost Management on Civil Works Projects. This document can be obtained by e-mailing CECW-ID and requesting a copy.

(1) Develop a Capability Level schedule for each project at 1 October BY-1 price level (Uninflated Project Cost Estimate).

(2) Do not further escalate contracts already awarded or to be awarded by 30 September BY-2.

(3) Escalate each contract to be awarded in the BY-1 and future years through its construction period according to the guidance in the Main EC.

(4) Escalate land acquisition, in-house planning, engineering and design costs, in-house construction management costs, and non-Federal costs through the construction period.

b. Design costs prior to receipt of Construction funds:

(1) Continuation of Planning and Engineering (CP&E): Effective 1 October 1985, funds obligated for CP&E are considered project costs and must be included in project cost estimates. CP&E costs obligated prior to 1 October 1985 remain excluded from project cost estimates.

(2) Advance Engineering and Design (AE&D) and Preconstruction Engineering and Design: All AE&D and PED costs are considered project costs and must be included in project cost estimates.

c. Items which are indefinite or un-programmed will be based on 1 October BY-1 price levels without an allowance for inflation. Indefinite or un-programmed items include parts of projects that will very likely not be programmed due to lack of local support or other non-funding reasons, as well as all new construction candidates that are not included in the BY program. Many items in the un-programmed balance to complete, although currently designated as active, may eventually be deauthorized or reclassified to the deferred or inactive categories.

d. Contingencies: For projects that are programmed to complete in the BY, the BY request must include an appropriate, reasonable amount for contingencies to minimize the risk of insufficient LY funding. For projects that are not programmed to complete in the BY, the project cost estimate must include appropriate contingency allowances to

which the contingencies apply; unused contingencies from prior years will not be reflected in carryover. As a project nears completion, the contingency allowance must be reduced accordingly. In no case will contingencies for completed work be included. Claim settlements and deficiency judgments in the BY and out-years will be handled according to normal reprogramming procedures. BY and out-year requests must not include amounts for anticipated claim settlements or anticipated deficiency judgments.

C-4-3. Benefit Cost Ratio and Remaining Benefit – Remaining Cost Ratio.

a. BCR. Results from the benefit-cost analysis which is performed to calculate and compare benefits and costs for a project to determine whether the project is a sound investment (justification/feasibility) and to see how it compares with other competing projects (ranking/priority assignment). BCR computations must be based on benefits in the latest approved economic analysis and must be no older than 3 years for New Start construction projects and no more than five years for continuing construction projects. Data on BCRs should be input into CW-IFD and provided in Figure C-4g, entitled “BCR Calculation for Budget Submittal Worksheet”, for projects and separable elements. This information should be made available and submitted in support of the Chief’s Recommendation. Also see Main Glossary for distinctions between different types noted BCRs.

b. RBRCR. Use the following guidelines and the corresponding RBRCR worksheets and instructions shown below to compute the RBRCR at the applicable interest rate, the current interest rate, and the OMB prescribed 7 percent interest rate for projects and separable elements other than design or construction deficiency correction projects, safety of dams projects, and aquatic ecosystem restoration projects.

(1) Remaining Costs. Consider anticipated Federal and non-Federal allocations and other non-Federal costs through the BY-1 as sunk and exclude them from the RBRCR computation. The remaining costs will be the Federal and non-Federal allocations as of the end of BY-1 based on the current project cost estimate and allocations from prior years and on the President’s Budget for BY-2 in October BY-2 dollars. Where the project includes completed separable elements, independent units and/or useful increments, OMRR&R costs for completed units/increments will also be considered sunk and only OMRR&R for remaining units/increments will be considered in remaining project costs. The remaining costs should include any reimbursements still needing to be paid for work already completed.

(2) Remaining Benefits. Where the project includes completed separable elements, independent units and/or useful increments, the amount of annual benefits that would be expected to accrue over the period of analysis for completed or functioning components of the total project will be considered sunk and excluded from the RBRCR computation. Sunk benefits for projects that have reimbursable features should be estimated based on the reimbursable costs expended and an estimate on the amount of sunk benefits that would be associated with that level of expenditure. Remaining benefits are those that will be attainable in the BY or thereafter only if project features

not completed with allocations through BY-1 are completed and operated and maintained.

(3) The RBRCR supporting BY funding requests for new construction candidates must be based on current approved evaluations of benefits and costs contained in an official report approved in or no earlier than BY-5. In no case should the benefits be price indexed except for specific benefit categories, such as, roads, bridges and rail line damages provided these benefits do not constitute a major portion of overall benefits.

(4) For projects that were authorized without a formal benefit-cost analysis because monetary benefits have not been quantified, indicate that the RBRCR is not applicable and state the reasons why.

(5) For BY, the RBRCR's will be computed using both the applicable rates from Table C-4a and a standard discount rate of 7 percent.

c. Alternative Methods for RBRCR. Use one of the following methods for determining RBRCR as appropriate for the conditions and situations associated with each project. It is expected that the most commonly used method will be the Deflation of Costs method outlined below. In any case, cost savings from implementation of the project or separable element will be treated as benefits, not as offsets against implementation costs.

(1) Deflation of Cost Method. The Deflation of Cost method will generally be used for projects where the last approved economic analysis remains generally current with existing and anticipated future conditions. In this method, remaining costs are to be deflated to the date of price level basis of the last approved economic benefits analysis using the composite CWCCIS found in EM1110-2-1304. Interest during construction will be computed for the remaining period of construction at the various interest rates and based on the anticipated remaining construction allocations. The total project cost will be annualized at the various interest rates over the appropriate period of analysis (usually 50-years). Remaining OMRR&R will also be deflated to the price level of the last approved benefit analysis and added to the annualized capital costs to determine total remaining annual costs. The total remaining annual benefits will be determined on the same price levels of the last approved economic analysis, and at the various interest rates. Then RBRCRs for the various interest rates will be computed.

(2) Economic Update Method. The Economic Update Method will consist of the district preparing an economic update of total and remaining project benefits on current price levels according to an approved Economic Update Plan. The price level prevailing during BY-2 will be used to update the benefits. Remaining cost will be calculated using the steps outlined in paragraph 1 above. RBRCRs calculations using this method will then be adjusted by the deflation method outlined above. The Economic Update Method should be used for projects wherein the last approved economic analysis is old and/or otherwise no longer reflective of current and anticipated future conditions. This would be especially useful for projects that have prolonged and periodic construction

activities, for example, levee lifts (such as, MR&T) as well as additions to training river control works that extend over long periods of time. In performing economic updates current and future development, traffic levels, fleet characteristics, residual risks, operating practices, and other relevant factors should be factored into the analysis as appropriate to derive a reasonably accurate estimate of project benefits.

(3) Beach Renourishment Projects. For beach renourishment projects, the general assumption and calculations in the original (and last approved) economic analysis is one of needing to continue to periodically re-nourish the beach to maintain the design profile. Otherwise, the estimated benefits would not be realized. Therefore, for beach renourishment activities, the RBRCR will be computed in the following manner for the various project interest rates. Either the Deflation of Project Costs or the Economic Update Method outlined above may be used, however, the period of analysis for comparison of remaining costs and remaining benefits will be the remaining period of authorized Federal participation in the period renourishment of the project and/or applicable separable element. Remaining benefits will be considered the total annual benefits of the project after accounting for any historic and future growth in development used in the last approved economic analysis. For example, if there are 25 years remaining in authorized Federal participation in renourishment, the remaining construction and OMRR&R costs will be amortized over that period at the various interest rates and compared to the annual benefits also computed at the same interest rate.

d. RBRCR summary sheet, instructions and spreadsheets are identified as references and noted below as Figure C-4a; Figure C-4b; Figure C-4c; Figure C-4d; Figure C-4e; Figure C-4f; Figure C-4g .

RBRCR Summary Sheet

The instructions below, noted as Figure C-4b, along with this summary sheet, noted as Figure C-4a, are provided to explain the RBRCR calculation and verification process. When Division forwards the RBRCR sheets to HQ for certification this summary spreadsheet should be included. The purpose of this summary sheet will be to document comments and responses as they relate to the individual RBRCR calculations.

The summary sheet is divided into four main sections, a general project, RBRCR results, point of contact (POC), and a remarks-comment section. The general section includes project name, division, district, and business line to be provided by the Division. Also included in the general section is information on the status of HQ review. The RBRCR sections includes data from the individual RBRCR spreadsheets to include, total project cost, remaining project cost, remaining benefits, and RBRCR. The POC section includes the project manager and the project economist. The final section will summarize any comments and responses between the district, division and HQ.

The summary sheet will be provided to HQ with any submittal of new RBRCR sheets. HQ will review the individual RBRCR spreadsheets and identify questions or verify the RBRCR for each project. The summary sheet will then be used to document the certification process. The district will provide responses to comments identified in the summary table.

Information from the summary tables will be provided to the business line managers to provide an update of the certification process.

Figure C-4a – Remaining Benefit Remaining Cost Ratio Summary Sheet

Calculation of Remaining Benefit Remaining Cost Ratio Instructions for Non-Beach Nourishment Projects

The RBRCR is the Total Remaining Annual Benefits/ Remaining Annual Costs (Remaining Annual Costs are the Remaining Base Costs at end of FY10 X (0.07245985) Capital Recovery Factor for 7 percent discount rate for 50 years, or other applicable discount rate and period of analysis).

These instructions and Figure C-4c below are provided explain how to calculate the RBRCR for non-beach nourishment projects. In Figure C-4c fictional project numbers have been provided to assist in the calculation. Only fill in the areas highlighted in yellow. Capital recovery and deflation factors will calculate based on the information you provide.

Figure C-4c has three main sections, approved report, current price level and the RBRCR calculation. The first section requires data from the last approved report. Record the price level used in the approved report as well as total fully funded and base project cost. Record the calculated annual cost, and annual benefit from the approved report. The project discount rate and period of analysis used in the approved report will also be recorded. Project BCR will calculate based on the previously described input.

The second section requires the total and remaining fully funded project costs at the current price level to be recorded. The discount rate and period of analysis will also be recorded and used in the RBRCR calculation to follow. For this exercise the OMB discount rate of 7 percent will be used, and the period of analysis should match previous section.

The final section calculates the RBRCR.

COST:

Step 1. Add total remaining base costs at end of FY11 at the current price level. (*Costs should match base costs from the budget submittal sheets for program year 2013. Base cost is the non-escalated cost used to calculate BCRs and are usually reported on the PB-3 and PB-2A sheets.*)

Step 2. Add the present value of remaining interest during construction (IDC) associated with the remaining cost of construction.

Step 3. Will automatically sum remaining cost and remaining IDC

Figure C-4b – Calculation of Remaining Benefit Remaining Cost Ratio Instructions for
Non-Beach Nourishment Projects

Step 4. Will automatically convert remaining costs to the price level of approved report using deflator indices. Use composite – weighted average CWCCIS indices found in: <https://www.usace.army.mil/Cost-Engineering/cwccis/>: (Index for FY of the latest approved report / current FY index) = _____X.

Step 5. Will automatically calculate Annualized Remaining Project Costs, Multiply Step 4 (Remaining Project Costs) by .07245985 (Capital Recovery Factor for 7 percent interest for 50 years or other applicable period of analysis).

Step 6. Add total project annual O&M costs (**at price level of last approved report**).

Step 7. Estimate O&M costs that are associated with completed or functioning segments of the total project (sunk O&M costs). It is assumed that these O&M cost would be necessary to maintain the benefits of the completed or functioning project segments throughout the period of analysis.

Step 8. Add step 5 to Step 6 and subtract Step 7 (Spreadsheet will automatically calculate this) for total annual project costs.

BENEFIT:

Step 9. Report total annual benefits in the price level of the approved report and at the 7 percent discount rate. Projects with a constant stream of benefits over the period of analysis will not be impacted by changes in discount rates. However, projects that have variable benefits over time will be affected by changes in the discount rate. The annual benefits should reflect these affects.

Step 10. Estimate the amount of annual benefits that would be expected to accrue over the period of analysis for completed or functioning components of the total project (expected annual sunk benefits) computed at the price level of report. The spreadsheet will automatically divide the remaining benefits by total benefits and enter into factor column to display a percentage of the expected annual sunk benefits. Provide explanation as to how benefits associated with completed or functioning segments of the total project benefits were determined:

Step 11. Remaining benefits are derived by subtracting Step 10 from Step 9. Table 1 will calculate these results automatically.

Figure C-4b – Calculation of Remaining Benefit Remaining Cost Ratio Instructions for Non-Beach Nourishment Projects (Continued)

RBRCR Calculation:

Step 12. Divide Step 11 (Expected Annual Remaining Project Benefits) by Step 8 (Annual Remaining Project costs). Table 1 will calculate these results automatically in the BCR column.

Step 13. Remaining Average Annual Net Benefits are automatically computed by subtracting Step 8 Total Annual Remaining cost from Step 11 Total Expected Annual Remaining Benefits.

Step 14. Explain how sunk O&M costs were derived. If sunk O&M cost are zero, explain why there are no sunk O&M

Step 15. Explain how sunk benefits were derived. If sunk benefits are zero, explain why there are no sunk benefits.

Figure C-4b – Calculation of Remaining Benefit Remaining Cost Ratio Instructions for Non-Beach Nourishment Projects (Continued)

TABLE C-4c

Remaining Benefits -Remaining Costs (FY11 on) Ratio Calculation

Project 1, Somewhere, USA

| Price Level of Approved report (Fiscal Year) | | 2000 | | | | |
|---|---|---|---------------|--------------|-----------------|-----|
| Total Fully Funded Project Cost | | \$300.5 million | | | | |
| Total Base Project Cost | | \$285.1 million | | | | |
| Annual Cost | | \$29.1 million | | | | |
| Annual Benefit | | \$32.6 million | | | | |
| Project Interest Rate | | 7.125% | | | | |
| Period of analysis = N | | 50 | | | | |
| Project BCR | | 1.12 | | | | |
| Current Price Level (Fiscal Year) | | 2015 | | | | |
| Total Fully Funded Project Cost | | \$411.1 million | | | | |
| Remaining Fully Funded Project Cost | | \$14.2 million | | | | |
| Discount Rate | | 7.000% | | | | |
| Period of analysis (years) | | 50 | | | | |
| Remaining years of Construction | | 5.0 | | | | |
| Number of years project has been under construction | | 7.0 | | | | |
| Step | | Factor | First Costs | Annual Costs | Annual Benefits | BCR |
| 1 | Remaining Base Costs without IDC at Current Price Level (2015) | | \$ 11,150,000 | | | |
| 2 | Remaining interest during construction at Current Price Level (2015) | | \$1,308,797 | | | |
| 3 | Total remaining costs including IDC at current price level (2015) | | \$ 12,458,797 | | | |
| 4 | Remaining costs deflated to price level of the approved report (2000) | 0.6090 | \$ 7,587,936 | | | |
| 5 | Annualized Remaining Project Costs at 7% discount rate (2000) | 0.0725 | | \$ 549,821 | | |
| 6 | Total Project Annual O&M at price level of the approved report (2000) | | | \$ 1,359,000 | | |
| 7 | Sunk Annual O&M cost at price level of the approved report (2000) | 85.0% | | \$ 1,155,150 | | |
| 8 | Total Annual Remaining Costs | | | \$ 753,671 | | |
| 9 | Annual Project Benefits from approved report 7% discount rate | | | | \$ 32,628,200 | |
| 10 | Sunk Expected Annual Benefits | 81.6% | | | \$ 26,638,300 | |
| 11 | Total Annual Remaining Benefits | | | | \$ 5,989,900 | |
| 12 | RBRCR Calculation | | | | | 7.9 |
| 13 | Remaining Average Annual Net Benefits | | | | \$ 5,236,229 | |
| 14 | Please provide an explanation of how sunk O&M costs were derived: | Many useful+A4 increments of the project are complete and 85% of the O&M costs are assumed to be sunk. | | | | |
| 15 | Please provide an explanation of how sunk benefits were derived: | For the flood control portion of the project, the sunk benefits are assumed to be 85%. Until the levee and floodwall system is complete and certified, the local communities are threatened by the possibility of flooding and their residents are not consider | | | | |

Figure C-4c – Calculation of Remaining Benefit Remaining Cost Ratio for Non- Beach Nourishment Project

Calculation of Remaining Benefit Remaining Cost Ratio Instructions for beach nourishment projects

The RBRCR is the Total Remaining Annual Benefits/ Remaining Annual Costs (Remaining Annual Costs are the Remaining Base Costs at end of FY10 X (0.07245985) Capital Recovery Factor for 7 percent discount rate for 50 years, or other applicable discount rate and period of analysis).

These instructions, noted as Figure C-4d, and the corresponding calculations, noted as Figure C-4e below, are provided for you to calculate the RBRCR for projects with beach replenishment components. In Figure C-4e fictional project numbers have been used to assist in the calculation. Only fill in the areas highlighted in yellow. Capital recovery and deflation factors will calculate based on the information you provide

Figure C-4e has three main sections, approved report, current price level and the RBRCR calculation. The first section requires data from the last approved report. Record the price level used in the approved report as well as total fully funded and base project cost. Record the calculated annual cost, and annual benefit from the approved report. The project discount rate and period of analysis used in the approved report will also be recorded. Project BCR will calculate based on the previously described input.

The second section requires the total and remaining fully funded project costs at the current price level to be recorded. The discount rate and period of analysis will also be recorded and used in the RBRCR calculation to follow. For this exercise the OMB discount rate of 7 percent will be used, and the period of analysis should match that from the previous section.

The final section calculates the RBRCR.

In addition to the RBRCR summary spreadsheet, an additional renourishment worksheet is included to calculate the present value of the stream of renourishment costs. This spreadsheet is where the renourishment costs are entered and linked to the summary RBRCR spreadsheet.

COST:

Step 1. Add total remaining base costs at end of FY 11 at the current price level. These costs are the first cost without any renourishment costs included. (*Costs should match base costs from the from the budget submittal sheets for program year 2013. Base cost is the non-escalated cost used to calculate BCRs and is usually reported on the PB-3 and PB-2A sheets.*)

Figure C-4d – Calculation of Remaining Benefit Remaining Cost Ratio Instructions for Beach Nourishment Projects

Step 2. Add the present value of remaining interest during construction associated with the remaining first cost of construction.

Step 2a. Click on the renourishment tab at the bottom of the spreadsheet. Enter the scheduled stream of renourishment costs in the yellow highlighted area in the appropriate year. The present value of these costs will be computed and linked to the RBRCR spreadsheet.

Step 3. Will automatically sum remaining cost and remaining IDC.

Step 4. Will automatically convert remaining costs to the price level of approved report using deflator indices (use composite – weighted average CWCCIS indices found in: <https://www.usace.army.mil/Cost-Engineering/cwccis/> – (Index for FY of the latest approved report / current FY index) = X Step 3.

Step 5. Will automatically calculate Annualized Remaining Project Costs, Multiply Step 4 (Remaining Project Costs) by .07245985 (Capital Recovery Factor for 7 percent interest for 50 years or other applicable period of analysis).

Step 6. Add total project annual O&M costs. This cost only includes O&M to features other than the beach renourishment. For example, the annual cost to maintain a floodwall would be entered here (**at price level of last approved report**).

Step 7. Estimate O&M costs that are associated with completed or functioning segments of the total project (sunk O&M costs) not associated with the renourishment. It is assumed that these O&M cost would be necessary to maintain the benefits of the completed or functioning project segments throughout the period of analysis.

Step 8. Add step 5 to Step 6 and subtract Step 7 (Spreadsheet will automatically calculate this) for total annual project costs.

BENEFIT:

Step 9. Report total annual benefits in the price level of the approved report and at the 7 percent discount rate. (Projects with a constant stream of benefits over the period of analysis will not be impacted by changes in discount rates. However, projects that have variable benefits over time will be affected by changes in the discount rate. The annual benefits should reflect these affects.

Figure C-4d – Calculation of Remaining Benefit Remaining Cost Ratio Instructions for Beach Nourishment Projects (Continued)

Step 10. Estimate the amount of annual benefits that would be expected to accrue over the period of analysis for completed or functioning components of the total project (*expected annual sunk benefits*) computed at the price level of report. Only benefits associated with portions of the project separate from the beach nourishment components will be utilized to estimate sunk benefits. The spreadsheet will automatically divide the remaining benefits by total benefits and enter into factor column to display a percentage of the expected annual sunk benefits. *Provide explanation as to how benefits associated with completed or functioning segments of the total project benefits were determined:*

Step 11. Remaining benefits are derived by subtracting Step 10 from Step 9. Table 1 will calculate these results automatically.

RBRCR Calculation:

Step 12 . Divide Step 11 (Expected Annual Remaining Project Benefits) by Step 8 (Annual Remaining Project costs). Table 1 will calculate these results automatically in the BCR column.

Step 13. Remaining Average Annual Net Benefits are automatically computed by subtracting Step 8 Total Annual Remaining cost from Step 11 Total Expected Annual Remaining Benefits.

Step 14. Explain how sunk O&M costs were derived. If sunk O&M cost are zero, explain why there are no sunk O&M

Step 15. Explain how sunk benefits were derived. If sunk benefits are zero, explain why there are no sunk benefits.

Figure C-4d – Calculation of Remaining Benefit Remaining Cost Ratio Instructions for Beach Nourishment Projects (Continued)

**Beach Renourishment Projects
Remaining Benefits -Remaining Costs (FY11 on) Ratio Calculation**

| Project 1, Somewhere, USA | | | | | | |
|---|--|-----------------|---------------|--------------|-----------------|------|
| Price Level of Approved report (Fiscal Year) | | 2003 | | | | |
| Total Fully Funded Project Cost | | \$300.5 million | | | | |
| Total Base Project Cost | | \$285.1 million | | | | |
| Annual Cost | | \$29.1 million | | | | |
| Annual Benefit | | \$32.6 million | | | | |
| Project Interest Rate | | 7.125% | | | | |
| Period of analysis = N | | 50 | | | | |
| Project BCR | | 1.12 | | | | |
| Current Price Level (Fiscal Year) | | 2011 | | | | |
| Total Fully Funded Project Cost | | \$411.1 million | | | | |
| Remaining Fully Funded Project Cost | | \$14.2 million | | | | |
| Discount Rate | | 7.000% | | | | |
| Period of analysis (years) | | 50 | | | | |
| Remaining years of Construction | | 1.0 FY09 | | | | |
| Number of years project has been under construction | | 7.0 Thru FY08 | | | | |
| Step | | Factor | First Costs | Annual Costs | Annual Benefits | BCR |
| 1 | Remaining Firsts Costs without IDC at Current Price Level (2011) | | \$ 11,150,000 | | | |
| 2 | Remaining interest during construction at Current Price Level (2011) | | \$ 299,000 | | | |
| 2a | Present Value of remaining periodic renourishments at Current Price Level (2011) | | \$ 23,121,200 | | | |
| 3 | Total remaining costs including IDC at current price level (2011) | | \$ 34,601,202 | | | |
| 4 | Remaining costs deflated to price level of the approved report (2003) | 0.7273 | \$ 25,166,972 | | | |
| 5 | Annualized Remaining Project Costs at 7% discount rate (2003) | 0.0725 | | \$ 1,823,595 | | |
| 6 | Total Project Annual O&M at price level of the approved report (2003) | | | \$ 1,359,000 | | |
| 7 | Sunk Annual O&M cost at price level of the approved report (2003) | 85.0% | | \$ 1,155,150 | | |
| 8 | Total Annual Remaining Costs | | | \$ 2,027,445 | | |
| 9 | Annual Project Benefits from approved report 7% discount rate | | | | \$ 32,628,200 | |
| 10 | Sunk Expected Annual Benefits | 0.0% | | | \$ - | |
| 11 | Total Annual Remaining Benefits | | | | \$ 32,628,200 | |
| 12 | RBRCR Calculation | | | | | 16.1 |
| 13 | Remaining Average Annual Net Benefits | | | | \$ 30,600,755 | |
| 14 | Please provide an explanation of how sunk O&M costs were derived: | | | | | |
| 15 | Please provide an explanation of how sunk benefits were derived: | | | | | |

Sample

Figure C-4e – Calculation of Remaining Benefit Remaining Cost Ratio for Beach Nourishment Projects

C-4-4. Submission Requirements.

a. All items will be submitted by the dates shown in Table 2 in the Main portion of this EC.

(1) See the Main portion of this EC for specific instructions on J-sheets.

(2) Figure C-4h BY Justification Sheet – Justification Sheet early submission of continuing and new justification sheets are used by decision makers as additional information to determine the highest priority projects to budget. Also see Figure C-4j Project Status Map for guidance relating to map content and formatting.

(3) BCR and RBRCR analyses according to paragraph C-4-3 for projects and separable elements other than design or construction deficiency correction projects, safety of dams projects, and aquatic ecosystem restoration projects will be submitted per the Program Development Schedule (see the link above).

(4) Dam Safety J- Sheets: The Dam Safety J-Sheets will be prepared by the Districts and RI J-Sheets will be prepared by IWR according to the guidance and suspense dates provided in the annual FY 2024 Program Development Policy Guidance and Engineer Circular 11-2-224, Civil Works Activities – Construction & Design, in addition to any supplemental guidance that may be issued by HQUSACE or the respective MSC. In addition, Districts will coordinate the initial development of their Dam Safety project J-Sheets with the supporting Dam Safety Production Center (DSPC) for their Dam Safety projects. During the initial development period, the regional DSPC will communicate the status and any issues for the Dam Safety project J-Sheets with the Dam Safety Modification Mandatory Center of Expertise (DSMMCX). The DSMMCX will provide any necessary guidance and feedback for the Districts through the DSPCs. The Districts will incorporate any necessary changes provided by the DSPC and/or the DSMMCX prior to their initial submission to the MSCs. Upon completion of the MSCs' review of the districts' initial submission, the MSCs will copy furnish the DSMMCX when they submit the Dam Safety project J-Sheets to the Regional Integration Team (RIT)/HQs level. After the initial submission of the J-Sheets to the RIT/HQs level, the districts will copy furnish the DSPCs and the MSCs will copy furnish the DSMMCX on any further revisions to the Dam Safety project J-Sheets.

b. New Construction. New construction is defined in paragraph C-2-7. The following items will be submitted by the dates shown in in the Program Development Schedule (see the link above).

(1) Figure C-4i New Construction Checklist will be prepared to identify each new start and new investment decision recommended for construction funding in the BY. Although funds for separable elements of ongoing construction projects are not programmed on an individual basis and are included as part of the program requests for their parent projects, this checklist will be prepared for each separable element that is recommended as new construction in the BY.

Note: actual or scheduled approval dates identified for the checklist. Notify HQ if approval is pending. If copies of required reports have been sent for previous program submissions, the RIT will verify the availability of these reports before requesting additional copies.

(2) Evidence of Executive Branch support - *Note:* actual or scheduled dates identified in the checklist. Notify HQ if final Executive Branch action is pending.

(3) Certified Total Project Cost Summary and M-CACES cost estimate - summary sheets to the feature element level for each feature and the appropriate narrative.

c. Prioritization Ranking – Consistent with the Main portion of this EC, have an integer based (such as, 1 to N with no decimals) prioritization within the individual business lines as well as an integer-based prioritization across business lines within each account. Refer to the FY2023 PDM guidance for each business line to develop the 1-n Ranks within each Business Line. The following is general guidance to be used at HQUSACE to develop the 1-n prioritization ranking across Business Lines for C and MR&T C work packages. MSCs are encouraged to follow similar guidance for developing the MSC's 1-n prioritization ranking across Business Lines in the C and MRT-C accounts. See the Main portion of this EC and the PDMs for additional information regarding ranking. Key Performance Criteria to consider in this effort is shown below in order of priority:

(1) Risk to Life – Work packages funding the minimum requirements to address Significant Risk to Human Safety (includes effectively and efficiently funding DSAC 1 and 2 projects for work that can be accomplished in the BY)

(2) Legal – Work packages that address the minimum legal environmental and mitigation requirements (such as, Biological Opinions or Compliance with Treaties)

(3) Continuing Projects – Increment 1 work packages only:

(a) Work packages that address BY continuing contract requirements as defined in increment 1 above

(b) Work packages that fully fund the EDC and S&A for prior year fully funded contracts

(4) Last Year Projects – Work packages that represent the last year of physical construction of the authorized project (or an authorized separable element of a project) and can physically and fiscally complete with the funds requested in the BY. Within this category, the work packages will be ranked based on economic return for FRM and NAV business lines. For the AER business line, Habitat Units for loss prevention of Significant Natural Resources is used.

d. Increment 2 Work Packages that represent the next useful increment of work to be accomplished for projects included in #3 above and maintains the project construction schedule. Within this category, the work packages will be ranked based economic return for FRM and NAV business lines. For the AER business line, Habitat Units for loss prevention of Significant Natural Resources. The only time two work packages for a single project will be prioritized consecutively will be if they are “companion” work packages from two separate business lines (such as, sand mitigation or companion AER mitigation requirements) or they are cost shared between two different funding sources (such as, IWTF).

e. Work packages meeting the definition of Increment 3 above. These will be ranked based on the loss prevention of significant natural resources (such as, Habitat Units).

f. Work Packages meeting the definition of Increment 4 above.

(1) A single per project increment 4 endangered species work package that meets the definition of accelerating completion will receive higher priority than any new start/new investment decision work packages. For the AER business line, Habitat Units for loss prevention of Significant Natural Resources.

(2) New Investment Decisions - Within this category, the work packages will be ranked based economic return for FRM and NAV business lines. For the AER business line, Habitat Units for loss prevention of Significant Natural Resources.

(3) New Start Decisions - Within this category, the work packages will be ranked based economic return for FRM and NAV business lines. For the AER business line, Habitat Units for loss prevention of Significant Natural Resources.

(4) The follow-on increment 4 endangered species work packages.

g. Work Packages meeting the definition of Increment 5 above. Within this category, the work packages will be ranked based economic return for FRM and NAV business lines. For the AER business line, Habitat Units for loss prevention of Significant Natural Resources.

h. Work Packages meeting the definition of Increment 6 above. Within this category, the work packages will be ranked based last year, continuing and new. Within each of these categories’ life safety risks, the population impacted, and economic return will be taken into consideration.

Table C-4.a.
Applicable Discount Rates in Effect When Initial Construction Funds Were
Appropriated

| Fiscal Year | Discount Rate 1/ Show on Justification Sheet | Show on Figure D-2.1 |
|-------------|--|----------------------|
| 1958 | 2 1/2 | 2.500 |
| 1959 | 2 1/2 | 2.500 |
| 1960 | 2 1/2 | 2.500 |
| 1961 | 2 5/8 | 2.625 |
| 1962 | 2 5/8 | 2.625 |
| 1963 | 2 7/8 | 2.875 |
| 1964 | 3 | 3.000 |
| 1965 | 3 1/8 | 3.125 |
| 1966 | 3 1/8 | 3.125 |
| 1967 | 3 1/8 | 3.125 |
| 1968 | 3 1/4 | 3.250 |
| 1969 | 3 1/4 | 3.250 |
| 1970 | 4 7/8 | 4.875 |
| 1971 | 5 1/8 | 5.125 |
| 1972 | 5 3/8 | 5.375 |
| 1973 | 5 1/2 | 5.500 |
| 1974 | 5 5/8 | 5.625 |
| 1975 | 5 7/8 | 5.875 |
| 1976 | 6 1/8 | 6.125 |
| 1977 | 6 3/8 | 6.375 |
| 1978 | 6 5/8 | 6.625 |
| 1979 | 6 7/8 | 6.875 |
| 1980 | 7 1/8 | 7.125 |
| 1981 | 7 3/8 | 7.375 |
| 1982 | 7 5/8 | 7.625 |
| 1983 | 7 7/8 | 7.875 |
| 1984 | 8 1/8 | 8.125 |
| 1985 | 8 3/8 | 8.375 |
| 1986 | 8 5/8 | 8.625 |
| 1987 | 8 7/8 | 8.875 |
| 1988 | 8 5/8 | 8.625 |
| 1989 | 8 7/8 | 8.875 |
| 1990 | 8 7/8 | 8.875 |
| 1991 | 8 3/4 | 8.750 |
| 1992 | 8 1/2 | 8.500 |

| Fiscal Year | Discount Rate 1/ Show on Justification Sheet | Show on Figure D-2.1 |
|--------------------|---|-----------------------------|
| 1993 | 8 1/4 | 8.250 |
| 1994 | 8 | 8.000 |
| 1995 | 7 3/4 | 7.750 |
| 1996 | 7 5/8 | 7.625 |
| 1997 | 7 3/8 | 7.375 |
| 1998 | 7 1/8 | 7.125 |
| 1999 | 6 7/8 | 6.875 |
| 2000 | 6 5/8 | 6.625 |
| 2001 | 6 3/8 | 6.375 |
| 2002 | 6 1/8 | 6.125 |
| 2003 | 5 7/8 | 5.875 |
| 2004 | 5 5/8 | 5.625 |
| 2005 | 5 3/8 | 5.375 |
| 2006 | 5 1/8 | 5.125 |
| 2007 | 4 7/8 | 4.875 |
| 2008 | 4 7/8 | 4.875 |
| 2009 | 4 5/8 | 4.625 |
| 2010 | 4 3/8 | 4.375 |
| 2011 | 4 1/8 | 4.125 |
| 2012 | 4 | 4.000 |
| 2013 | 3 3/4 | 3.750 |
| 2014 | 3 1/2 | 3.500 |
| 2015 | 3 7/8 | 3.375 |
| 2016 | 3 1/8 | 3.125 |
| 2017 | 2 7/8 | 2.875 |
| 2018 | 2 3/4 | 2.750 |
| 2019 | 2 7/8 | 2.875 |
| 2020 | 2 3/4 | 2.750 |
| 2021 | 2 1/2 | 2.500 |
| 2022 | 2 1/4 | 2.250 |

1/ Unless the project qualifies for the 3 1/4 percent rate under the "grandfather" clause in Section 80 of the 1974 Water Resources Development Act.

Note: The Carry-In table (Table C-4b) shown below should accompany each Justification Sheet. The table is used to cross check the information contained within the FY 23 and FY 24 activities of the Justification Sheet. The EXCEL file will be used as an aid to evaluate each Justification Sheet by the HQUSACE Construction Account Manager.

**Table C-4.b.
Carry-in Data Table**

| Project Name | | FY 2023 Carry-In | FY 2023 Allocation | FY 23 Activity | FY 2024 Budget | FY 2024 Activity | Notes |
|--|---------------------|--------------------|--------------------|--------------------|---------------------|---------------------|---|
| | | \$1,000,000 | \$5,000,000 | \$6,000,000 | \$10,000,000 | \$10,000,000 | Numbers provided as examples. Fill-In data from Footnote containing carry-in information on J-Sheet (typically Footnote 4) |
| | | | | | | | |
| | | | | | | | |
| Total | | \$1,000,000 | \$5,000,000 | \$6,000,000 | \$10,000,000 | \$10,000,000 | |
| Carry-In Analysis FY 22 to FY 23 | | | | | | | |
| Based on Footnote 4 - \$1,000,000 carry-in from FY 22 to FY 23 | \$1,000,000 | | | | | | |
| FY 23 Allocation | \$5,000,000 | | | | | | |
| Based on Footnote 4 - \$0 carry-in from FY 23 to FY 24 | \$0 | | | | | | |
| | | | | | | | |
| FY 23 Funds Available for Obligation | \$6,000,000 | | | | | | The FY 23 Funds Available for Obligation should match the FY 23 Activity identified on the J-Sheet and within this table under FY 23 Activity |
| Carry-In Analysis FY 23 to FY 24 | | | | | | | |
| Based on Footnote 4 - \$0 carry-in from FY 23 to FY 24 | \$0 | | | | | | |
| FY 24 President's Budget | \$10,000,000 | | | | | | |
| | | | | | | | |
| FY 24 Funds Available for Obligation | \$10,000,000 | | | | | | The FY 24 Funds Available for Obligation should match the FY 24 Activity identified on the J-Sheet and within this table under FY 24 Activity |

(Note: Development of this Justification Sheet should begin with the last version sent to Congress, if applicable. Any changes to the previously cleared version should be explained/justified using comments but should be limited and by exception only.)

(Note: DO NOT TYPE FIGURE HEADING ON JUSTIFICATION SHEET)

APPROPRIATION TITLE: Construction – Navigation, Fiscal Year 2024 (Enter the project classification and type, Fiscal Year BY.)

PROJECT NAME: Boston Harbor, Massachusetts (Completion) (Enter the project name, state and whether it is new, continuing, or a completion or a resumption in parenthesis as appropriate.)

LOCATION: Boston Harbor is located along the eastern shoreline of Massachusetts about 240 miles northeast of New York City. (Enter a brief description of the project location, clearly identifying major landmarks, counties, and municipalities in the project vicinity.)

DESCRIPTION: (Enter a brief description of the problem the project seeks to solve, the date and title of the supporting decision document, a summary of the recommended plan of improvement clearly identifying major project features. Indicate if project is part of a system. For reservoir projects, include breakdown of storage by function. Differentiate between programmed and un-programmed work. For ecosystem restoration projects include area in acres to be restored and types of habitat. If operation and maintenance is required to maintain describe briefly what and how often – For example, to keep an area as a wetland dredging will be required every 5 years. If monitoring/adaptive management is authorized or recommended in the approved report – briefly describe what is approved and the period of time involved. Note: the recommended/authorized cost of these items. Identify the non-Federal sponsor and the pertinent cost-share(s) applicable to the project or, if applicable, state that the project is funded at 100 percent Federal expense. Indicate what work is unprogrammed (authorized, but not part of the recommended plan).)

AUTHORIZATION: Section 7002 of the Water Resources Reform and Development Act of 2014, PL 113-121. (Enter the act authorizing the project, such as, Section XXX of Water Resources Development Act of xxxx.)

REMAINING BENEFIT-REMAINING COST RATIO: The remaining benefit–cost ratio for the entire project is 6.2 to 1 at 7 percent. (Enter the RBRCR for the project at a 7 percent discount rate (as calculated per Appendix C- 4). If the project is substantially complete and the RBRCR is no longer meaningful, enter: Not applicable because project construction is substantially complete.)

TOTAL BENEFIT-COST RATIO: The total benefit–cost ratio for the entire project is 4.8 to 1 at 7 percent. (Enter the benefit-cost ratio for the project at a 7 percent discount rate. For Ecosystem restoration projects briefly summarize the results of the Cost Effectiveness/Incremental Cost Analysis. If the NER plan was not authorized note this.)

INITIAL BENEFIT-COST RATIO: The initial benefit–cost ratio for the entire project is 4.1 to 1 at 7 percent (Fiscal Year (FY) 2021). (Enter the benefit-cost ratio at the applicable discount rate and the fiscal year for which Congress appropriated initial construction funds. **Use the applicable discount rate from Table C-4a.**)

Division: Division (for example, North Atlantic)

District: District (for example, New England)
Figure C-4h - BY Justification Sheet

Project, State (for example, Boston Harbor, MA)

BASIS OF BENEFIT-COST RATIO: Benefit-cost ratios are based on the latest economic analysis contained in the Chief's Report for Boston Harbor Navigation Improvement Project, Massachusetts, dated 30 September 2013, and expressed at October 2012 price levels. *(Indicate the basis of the benefit-cost ratios, for example, Benefits are from the latest available evaluation approved in (month) xxxx at xxxx price levels.)*

| PHYSICAL | | ACCUM | | STATUS | | PCT |
|--|-------------|--------------|-------------------|----------------|----|-------------|
| COMPLETION | | | PCT OF EST | | | |
| SUMMARIZED FINANCIAL DATA: | | | FED COST | (1 Jan 2022) | | CMPL |
| | | | SCHEDULE | | | |
| Estimated Federal Cost | | XXX,000,000 | | Dredging | 65 | Sep 2021 |
| Programmed Construction | XXX,XXX,000 | | | Rock Removal | 0 | Sep 2022 |
| Un-programmed Construction | XX,XXX,000 | | | Entire Project | 35 | Sep 2022 |
| Estimated Non-Federal Costs | | XX,000,000 | | | | |
| Programmed Construction | XX,XXX,000 | | | | | |
| Cash Contributions | XX,XXX,000 | | | | | |
| Other Costs | XXX,000 | | | | | |
| Un-programmed Construction | X,XXX,000 | | | | | |
| Cash Contributions | X,XXX,000 | | | | | |
| Other Costs | 0 | | | | | |
| Total Estimated Programmed Construction Cost | | XXX,XXX,000 | | | | |
| Total Estimated Unprogrammed Construction Cost | | XX,XXX,000 | | | | |
| Total Estimated Project Cost | | XXX,XXX,000 | | | | |
| Authorized Cost (plus inflation) | | XXX,XXX,000 | | | | |
| Maximum Cost Limit (Section 902) | | XXX,XXX,000 | | | | |
| Allocations to 30 September BY-4 | | XX,XXX,000 | | | | |
| Allocation for FY BY-3 | | XX,XXX,000 | | | | |
| Allocation for FY By-2 | | XX,XXX,000 | | | | |
| Presumed Allocation for FY BY-1 | | XX,XXX,000 | | | | |
| Allocations through FY BY-1 | | XXX,XXX,000 | 1/ 2/ 3/ 5/ | 69 | | |
| Estimated Unobligated Carry-in Funds | | \$0 | 4/ | | | |
| President's Budget for FY BY | | XX,XXX,000 | | 100 | | |
| Programmed Balance to Complete after FY BY | | 0 | 6/ | | | |
| Un-programmed Balance to Complete after FY BY | | XX,XXX,000 | | | | |

Division: Division (for example, North Atlantic) District: District (for example, New England) Project, State (for example, Boston Harbor, MA)
 Figure C-4h - BY Justification Sheet (Continued)

1/ \$XX,999 reprogrammed from the project.

2/ \$901 rescinded from the project.

3/ \$0 transferred to the Flood Control and Coastal Emergencies (FCCE) account.

4/ Unobligated Carry-in Funding. The actual unobligated carry-in from FY 2021 to FY 2022 (these change each year) was \$ XX,XXX,000. As of the date this justification sheet was prepared, the total unobligated dollars estimated to be carried into FY 2023 (this changes each year) from prior appropriations for use on this effort is \$0.

5/ Preconstruction engineering and design costs of \$ X,XXX,000 are included in this amount.

6/ For programmed work only; remaining work is un-programmed pending a decision to construct these features.

PHYSICAL DATA: The improvement project requires the removal of about 11 million cubic yards of dredged material and 1 million cubic yards of rock. The recommended plan involves placement of all the dredged material and rock at the Massachusetts Bay Disposal Site. However, it is the policy of the U.S. Army Corps of Engineers to use dredged material, where practicable, for beneficial use. Uses of the rock for offshore reef creation and shore protection will be investigated in partnership with the state during project design. Use of the dredged material to cap the former Industrial Waste Site in Massachusetts Bay has been incorporated into the dredging contract. None of these potential beneficial uses are expected to increase project costs and will be done within budgeted authorized amount.

JUSTIFICATION: The improvement project will result in transportation cost savings by allowing cargo to shift from overland transport to ship transport and allowing the larger post-Panamax vessels to operate more efficiently and experience fewer tidal and transit delays. Ships drawing 45-foot drafts now make 3 calls a week to Boston Harbor. In 20XX, waterborne commerce totaled 16.9 million tons, of which approximately XX percent were liquid petroleum products. The average annual benefits amount to \$ XXX,XXX,000 all for commercial navigation.

(As stated in the Main EC completion dates should only be included on activities that are being funded to completion in the BY. Use "TBD" (To Be Determined) on ALL J-Sheets requiring completion dates beyond the Budget Year EXCEPT for beach nourishment projects as noted in this appendix.)

(For flood projects, state the present value and type of property subject to flood damage; the average annual damages, with and without the project; the flood frequency against which protection is to be provided; the maximum flood of record; the damage sustained at that time and what it would be now; the frequency and duration of flooding; recent flood experience; and any other data which indicate the magnitude and severity of the flood problem and the need for protection. Include information on risk to life, such as, velocity and depth of flooding and amount of warning time and egress conditions. If more than 20 percent of urban flood damage prevention benefits are future benefits, explain the basis for such future benefits. In particular, estimated benefits for prevention of damages to household contents must be according to the most recent CECW-P guidance.)

(Describe the residual risk in terms of damages, population at risk, and the type of risk (rapid flooding from levee overtopping, etc.).

Does project directly or indirectly support future flood plain development in areas other than those near already urbanized areas or where flood plain values have been largely lost? Does it avoid, to the extent possible, the long and short-term adverse impacts associated with the destruction or modification of wetlands and/or other environmental attributes?)

Division: Division (for example, North Atlantic) District: District (for example, New England) Project, State (for example, Boston Harbor, MA)

Figure C-4h - BY Justification Sheet (Continued)

(For commercial navigation projects, discuss major commodities imported and exported; average commerce tonnage over the most recent 10-year period; savings per ton for selected commodities; availability of dredged material disposal sites; and size of ships expected to call at the port in the future.)

(For beach nourishment and navigation sand mitigation projects, provide a description of the initial construction to include the completion date and # of CYs placed. Include the # cy of sand authorized by the Chief’s Report, the renourishment cycle (for example, 2-yr cycle), authorized # yrs. of renourishment from commencement of initial construction and the scheduled last year of renourishment. State the # cycles completed to date and the CY placed in each cycle (for example, 1993 (415,000 CY), 1995 (330,000 CY), etc.). (If there is significantly more or less sand placed (40% +/-) in any given year state why this was necessary (for example, past delays in renourishment schedule, greater erosion rates due to storms, etc.). If the project has been effective in preventing damage, include a statement to this effect and include the features that were protected (all or parts of a city, certain buildings, etc.). Also state what features would be damaged if the project were not there or the renourishment schedule is compromised.)

(For Ecosystem restoration, discuss significance as described in the Program Development Manual, Section 12 – Environmental Restoration, Section 12.7, of the resources being restored, expected benefits and time frame for the realization of these benefits (for example, – mature oak forest full benefits 10-20 years out), incidental benefits, and significant factors affecting the cost – such as, urban. See Program Development Manual, Section 12 – Environmental Restoration for other items that you may want to cover in the justification.)

(For water supply/hydropower projects, specify the storage provided, and the potential sponsor(s) who has agreed to fully finance the applicable costs.)

(Identify those counties, districts, Indian reservations, or other areas which qualify as areas of "substantial and persistent" unemployment using the procedures in the Principles and Guidelines. The construction activities must be physically located in such areas in order for the benefits from employment of previously unemployed labor resources to be included in the project's justification.)

(Discuss the extent to which project beneficiaries have made investments other than the required items of local cooperation whose return is contingent upon completion of the Federal project.)

(Include a tabular listing of annual benefits as the final item of the justification paragraph if there is more than one applicable benefit category; for example, The average annual benefits are as follows:)

FISCAL YEAR **BY-1**: The TOTAL unobligated dollars are being used or applied as follows: (examples below):

| Annual Benefits | Amount |
|-------------------------|---------------|
| Dredging | \$ X,XXX,000 |
| Rock Removal | \$ XX,XXX,000 |
| Construction Management | \$ XXX,000 |
| Total | \$ XX,XXX,000 |

Division: Division (for example, North Atlantic)

District: District (for example, New England)

Project, State (for example, Boston Harbor, MA)

Figure C-4h - BY Justification Sheet (Continued)

FISCAL YEAR **BY**: The budgeted amount plus any carry-in funds will be applied as follows (*examples below*):

| | |
|-----------------------------------|---------------|
| Annual Benefits | Amount |
| Rock Removal | \$ XX,XXX,000 |
| Planning, Engineering, and Design | \$X00,000 |
| Total | \$ XX,XXX,000 |

NON-FEDERAL COSTS: (*Enter a separate tabular explanation of the requirements of local cooperation included in each project cooperation agreement applicable to the project together with the associated payments during construction, reimbursements, and annual operation, maintenance, repair, rehabilitation, and replacement costs, such as: According to the cost sharing and financing concepts reflected in the Water Resources Development Act of 1986, as amended, the non-Federal sponsor must comply with the requirements listed below.*)

| Requirements of Local Cooperation | Payments During Construction and Reimbursements | Annual Operation, Maintenance, Repair, Rehabilitation, and Replacement Costs |
|--|---|---|
| <i>Separable Element A (Repeat as applicable for each separable element).</i> | | |
| <i>(Provide lands, easements, (and) rights of way, (add for all but commercial navigation projects: and dredged or excavated material disposal areas) (add if appropriate: , which may be reduced for credit allowed for work in kind (Section 104 of the Water Resources Development Act of 1986, as amended, Section 215 of the Flood Control Act of 1968, or section 221 of the Flood Control Act of 1970, as amended)) after reductions for such credit have been made in the required cash payments.)</i> | x,xxx,000 | |
| <i>(Add if covered under post-1994 PPA.) Participate in Project Coordination Team, conduct audits of non-Federal costs, and perform investigations of hazardous substances.</i> | x,xxx,000 | |
| Modify or relocate utilities, roads, bridges (except railroad bridges), and other facilities, where necessary for the construction of the project. | x,xxx,000 | |
| Pay all costs allocated to hydropower and bear all costs of operation, maintenance, repair, rehabilitation and replacement of hydropower features. | x,xxx,000 | x,xxx,000 |
| Pay all costs allocated to municipal and industrial water supply and bear all costs of operation, maintenance, repair, rehabilitation and replacement of municipal and industrial water supply features. | x,xxx,000 | x,xxx,000 |
| Pay all costs allocated to municipal and industrial water supply and bear all costs of operation, maintenance, repair, rehabilitation and replacement of municipal and industrial water supply features. | x,xxx,000 | x,xxx,000 |
| Division: Division (for example, North Atlantic) District: District (for example, New England) Project, State (for example, Boston Harbor, MA) | | |

Figure C-4h - BY Justification Sheet (Continued)

| Requirements of Local Cooperation | Payments During Construction and Reimbursements | Annual Operation, Maintenance, Repair, Rehabilitation, and Replacement Costs |
|--|---|--|
| Pay one-half of the separable costs allocated to recreation (except recreational navigation) and bear all costs of operation, maintenance, repair, rehabilitation and replacement of recreation features. | x,xxx,000 | x,xxx,000 |
| Pay xx percent of the separable and joint costs allocated to recreational navigation to bring the total non-Federal share of recreational navigation costs to 50 percent, and bear all costs of operation, maintenance, repair, rehabilitation, and replacement of recreational navigation features. | x,xxx,000 | x,xxx,000 |
| Pay xx percent of the costs allocated to flood risk management to bring the total non-Federal share of flood risk management costs to (include one of the following: 25 percent / 35 percent / xx percent as determined under Section 103 (m) of the Water Resources Development Act of 1986, as amended, to reflect the non-Federal sponsor's ability to pay) (add if appropriate: , as reduced for credit allowed for work in kind (Section 104 of the Water Resources Development Act of 1986, as amended, Section 215 of the Flood Control Act of 1968, or Section 221 of the Flood Control Act of 1970, as amended)), but no less than 5 percent of the costs allocated to flood risk management, and bear all costs of operation, maintenance, repair, rehabilitation and replacement of flood risk management features. | x,xxx,000 | x,xxx,000 |
| Pay xx percent of the costs allocated to fish and wildlife enhancement, and pay xx percent of the costs of operation, maintenance, repair, rehabilitation, and replacement of fish and wildlife features. | x,xxx,000 | x,xxx,000 |
| Pay xx percent of the costs allocated to ecosystem restoration to bring the total non-Federal share of ecosystem restoration costs to 35 percent (add if appropriate: as reduced for credit allowed for work in kind (Section 221 of the Flood Control Act of 1970, as amended)), and bear all costs of operation, maintenance, repair, rehabilitation and replacement of ecosystem restoration features. | x,xxx,000 | x,xxx,000 |

Division: Division (for example, North Atlantic) District: District (for example, New England) Project, State (for example, Boston Harbor, MA)
Figure C-4h - BY Justification Sheet (Continued)

| Requirements of Local Cooperation | Payments During Construction and Reimbursements | Annual Operation, Maintenance, Repair, Rehabilitation, and Replacement Costs |
|---|---|--|
| Pay a share of project costs to bring the total non-Federal share of the costs allocated to coastal storm damage reduction to 35 percent, the total non-Federal share of the costs allocated to recreation to 50 percent, and the total non-Federal share of the costs allocated to privately owned shores (where use of such shores is limited to private interests) to 100 percent, and bear all costs of operation, maintenance, repair, rehabilitation, and replacement of coastal storm damage reduction features. | x,xxx,000 | x,xxx,000 |
| Pay (include one of the following: 35 percent / xx percent, as determined under Section 103 (m) of the Water Resources Development Act of 1986, as amended, to reflect the non-Federal sponsor's ability to pay,) of the costs allocated to agricultural water supply, and bear all costs of operation, maintenance, repair, rehabilitation, and replacement of agricultural water supply features. | x,xxx,000 | x,xxx,000 |
| Pay xx percent of the costs allocated to general navigation facilities during construction (add if appropriate: and pay 50 percent of the costs of incremental maintenance below 45 feet below mean low water). | x,xxx,000 | x,xxx,000 |
| Reimburse an additional 10 percent of the costs of general navigation features allocated to commercial navigation within a period of 30 years following completion of construction, as reduced by a credit allowed for the value of lands, easements, rights of way, and relocations provided for commercial navigation. | x,xxx,000 | |
| Total Non-Federal Costs | x,xxx,000 | x,xxx,000 |

The non-Federal sponsor has also agreed to make all required payments concurrently with project construction and reimburse its share of construction costs allocated to general navigation features within a period of 30 years following completion of construction.

(Note: After approval by the ASA(CW), local credit based on ability to pay (Section 103 (m) of the Water Resources Development Act of 1986, as amended), or general credit for prior work (Section 104 of the Water Resources Development Act Of 1986, as amended, or Section 215 of the Flood Control Act of 1968) must be reflected in the requirements of local cooperation as an offset to required cash contributions or, if necessary, LERRD contributions. However, any credit provided under Section 104 of the Water Resources Development Act Of 1986, as amended, or Section 215 of the Flood Control Act of 1968 may not be used to offset the required 5 percent cash contribution.)

Division: Division (for example, North Atlantic) District: District (for example, New England) Project, State (for example, Boston Harbor, MA)

Figure C-4h - BY Justification Sheet (Continued)

STATUS OF LOCAL COOPERATION: *(Identify the non-Federal sponsor, the current status of letters of intent, the current status of the PPA, the date of the executed PPA, actions being taken by the non-Federal sponsor toward compliance with the requirements of local cooperation, such as, contributions made, bond issues passed, or other specific items. If known, state the method by which the non-Federal sponsor intends to provide its share of the project first costs (cash and other items of local cooperation) and annual O&M costs. List all potential sources of funds (together with dollar amounts, if known) to meet local cooperation requirements, including any anticipated Federal funds for which the Federal granting agency has indicated in writing that the use of such funds for items of local cooperation is authorized. List and describe any local work or investments that have already been made or are underway which would serve to fulfill all or part of the local cooperation requirements (including work accomplished per Section 215 of the 1968 Flood Control Act or creditable under Section 104 of the 1986 Water Resources Development Act).)*

(In the event a PPA has not been executed, provide the scheduled month and year when the PPA is scheduled to be executed.)

(For projects with future non-Federal reimbursement, indicate the specific conditions which govern the initiation of non-Federal reimbursement payments and the scheduled date such reimbursement payments are scheduled to begin.)

(For each project with an executed PPA, compare the approved non-Federal cost estimate in the PPA with the current non-Federal cost estimate and provide an assessment of the non-Federal sponsor's financial capability to contribute toward any increased costs and an indication of the sponsor's willingness to share in any increased costs, such as: The current non-Federal cost estimate of \$8,000,000, which includes a cash contribution of \$3,000,000, is an increase of \$1,000,000 from the non-Federal cost estimate of \$7,000,000 noted in the Project Partnership Agreement, which included a cash contribution of \$2,500,000. In a letter dated 3 March xxxx, the non-Federal sponsor indicated that it is financially capable and willing to contribute the increased non-Federal share. Our analysis of the non-Federal sponsor's financial capability to participate in the project affirms that the sponsor has a reasonable and implementable plan for meeting its financial commitment.)

COMPARISON OF FEDERAL COST ESTIMATES: *(Enter a tabular explanation of the changes in the Federal (Corps) cost estimate from the last estimate presented to Congress to the current estimate, such as: The current Federal cost estimate of \$xxx,xxx,xxx is an increase (decrease) of \$xx,xxx,xxx from the latest estimate (\$xxx,xxx,xxx) presented to Congress (FYxxxx). This change includes the following items.*

| Item | Amount |
|--|--|
| Price Escalation or De-escalation on Construction Features | \$x,xxx,xxx |
| Design Changes | x,xxx,xxx |
| Additional Functions Added under General Authority | x,xxx,xxx |
| Authorized Modifications | x,xxx,xxx |
| Post Contract Award and Other Estimating Adjustments | x,xxx,xxx <i>(including contingency adjustments)</i> |
| Schedule Changes | x,xxx,xxx |
| Price Escalation or De-Escalation on Real Estate | x,xxx,xxx |
| Total | \$x,xxx,xxx |
| Division: Division (for example, North Atlantic) | District: District (for example, New England) |
| | Project, State (for example, Boston Harbor, MA) |

Figure C-4h - BY Justification Sheet (Continued)

STATUS OF ENVIRONMENTAL IMPACT STATEMENT COMPLIANCE: *(Indicate the status of the environmental impact statement; for example, The final EIS was filed with EPA on 28 September xxxx. List other significant items, such as, Clean Water Act, Coastal Zone Management Act, cultural resources and Endangered Species Act compliance status if not completed at the time the EIS was filed.)*

OTHER INFORMATION: *(Indicate when funds were appropriated to initiate preconstruction engineering and design and construction, respectively; for example, Funds to initiate preconstruction engineering and design were appropriated in FYxxxx and funds to initiate construction were appropriated in FYxxxx. If the scheduled completion date for programmed work has changed from the date last presented to Congress, explain the changes; for example, The scheduled completion date of June xxxx for programmed work is a (slippage or acceleration) from the latest completion date of March xxxx presented to Congress. This change is due to _ _ . Also, note any problems that should be considered by the Committees which might affect the progress schedule shown in your program request, as well as your expectations for and timing of a resolution of the problems. Fish and Wildlife Mitigation costs should also be separately identified and reflected in this paragraph.)*

Separable Element A *(Repeat as necessary for each programmed separable element).*

SUMMARIZED FINANCIAL DATA: *(For ongoing projects with programmed separable elements, provide a breakdown of the summarized financial data for each programmed separable element in the same format as displayed for the parent project, except that the allocations and conference allowance information is not required.)*

REMAINING BENEFIT-REMAINING COST RATIO: *(Enter the RBRCR for each programmed separable element at a 7 percent discount rate. If the element is substantially complete and the RBRCR is no longer meaningful, enter: Not applicable because construction is substantially complete. N/A for Ecosystem restoration.)*

TOTAL BENEFIT-COST RATIO: *(Enter the total benefit-cost ratio for each programmed separable element at a 7 percent discount rate. For Ecosystem Restoration projects briefly summarize the results of the Cost Effectiveness/Incremental Cost Analysis. If the NER plan is not being implemented note this and explain briefly.)*

Additional Examples of Summarized Financial Data For projects with no un-programmed balance to complete, and no future non-Federal reimbursement.

| | | |
|----------------------------|------------|------------|
| Estimated Federal Cost | | xx,xxx,xxx |
| Estimated Non-Federal Cost | | xx,xxx,xxx |
| Cash Contributions | xx,xxx,xxx | |
| Other Costs | xx,xxx,xxx | |

Division: North Atlantic

District: New England

Boston Harbor, MA

Figure C-4h - BY Justification Sheet (Continued)

| | | | | |
|---|---------|------------|--|------------|
| Total Estimated Project Cost | | xx,xxx,xxx | Authorized Cost (plus inflation) | |
| Maximum Cost Limit (Section 902) | | | | |
| For projects with both an unprogrammed balance to complete and future non-Federal reimbursement. Estimated Total Appropriation Requirement | | | | xx,xxx,xxx |
| Programmed Construction | | xx,xxx,xxx | | |
| Unprogrammed Construction | | xx,xxx,xxx | | |
| Future Non-Federal Reimbursement | | xx,xxx,xxx | Programmed Construction | xx,xxx,xxx |
| Unprogrammed Construction | | xx,xxx,xxx | | |
| Estimated Federal Cost (Ultimate) | | xx,xxx,xxx | Programmed Construction | xx,xxx,xxx |
| Unprogrammed Construction | | xx,xxx,xxx | | |
| For projects with both an un-programmed balance to complete and future non-Federal reimbursement (continued). Estimated Non-Federal Cost | | | | xx,xxx,xxx |
| Programmed Construction | | xx,xxx,xxx | Cash Contributions | xxx,xxx |
| Other Costs | xxx,xxx | | | |
| Reimbursements | xxx,xxx | Purpose 1 | xxx,xxx | |
| Purpose 2 | xxx,xxx | | | |
| Unprogrammed Construction | | xx,xxx,xxx | Cash Contributions | xxx,xxx |
| Other Costs | xxx,xxx | | | |
| Reimbursements | xxx,xxx | Purpose 1 | xxx,xxx | |
| Purpose 2 | xxx,xxx | | | |
| Total Estimated Programmed Construction Cost | | xx,xxx,xxx | Total Estimated Unprogrammed Construction Cost | xx,xxx,xxx |
| | | xx,xxx,xxx | Total Estimated Project Cost | xx,xxx,xxx |
| For projects with no unprogrammed balance to complete, but with future non-Federal reimbursement. Estimated Total Appropriation Requirement | | | | xx,xxx,xxx |
| Future Non-Federal Reimbursement | | xx,xxx,xxx | | |
| Estimated Federal Cost (Ultimate) | | xx,xxx,xxx | | |

For projects with no unprogrammed balance to complete, but with future non-Federal reimbursement (continued).

| | | | |
|----------------------------------|------------|--------------------|----------------------------------|
| Estimated Non-Federal Cost | xx,xxx,xxx | Cash Contributions | xx,xxx,xxx |
| Other Costs | xx,xxx,xxx | | |
| Reimbursements | xx,xxx,xxx | Purpose 1 | xx,xxx,xxx |
| Purpose 2 | xx,xxx,xxx | | |
| Total Estimated Project Cost | | xx,xxx,xxx | Authorized Cost (plus inflation) |
| Maximum Cost Limit (Section 902) | | | |

For projects with an unprogrammed balance to complete, future non-Federal reimbursement, and where an additional Federal agency is involved.

| | | | |
|--|------------|------------|-------------------------|
| Estimated Appropriation Requirement (CoE) | | xx,xxx,xxx | |
| Programmed Construction | xx,xxx,xxx | | |
| Unprogrammed Construction | xx,xxx,xxx | | |
| Estimated Appropriation Requirement (CW-IFD) | | xx,xxx,xxx | Programmed Construction |
| Unprogrammed Construction | xx,xxx,xxx | | xx,xxx,xxx |
| Estimated Total Appropriation Requirement | | xx,xxx,xxx | Programmed Construction |
| Unprogrammed Construction | xx,xxx,xxx | | xx,xxx,xxx |

New Construction Checklist

Division:

| Project Elem Type 1/ Name | Author- ization Act 2/ | Total | | Non-Fed Cost \$000 | C-5. \$000 | Para 1 Criteria Met Y/N | BCR at Appl Rate 3/ | Act/Sch RBRCR at Appl Rate 3/ | Type of Decisn Doc. | Act/Sch Date of Dec Mo/Yr | Sched Date of Exec Br Mo/Yr | First Proj PPA Exec Date Mo/Yr | Fed Const Ct Awd or Mo/Yr |
|---------------------------------|------------------------------|-----------------------|-----------------------|--------------------------|---------------|----------------------------------|------------------------------|---|---------------------------|------------------------------------|--------------------------------------|--|------------------------------------|
| | | Elem Cost \$000 | Appn Rqmt \$000 | | | | | | | | | | |

- 1/ Types: 1. New start specifically authorized project
 2. New start specifically authorized project modification (reconstruction, beneficial use, navigation mitigation, environmental modification)
 3. New start separable element
 4. New start project not needing specific authorization (rehabilitation, deficiency correction, or biological opinion project) Resumption
- 2/ Does not apply to type 4.
- 3/ Applies only to: (1) specifically authorized project; (2) separable element; (3) reconstruction project; (4) rehabilitation project; (5) navigation mitigation project, or resumption thereof, which produces economic outputs; (6) design or construction deficiency correction projects; and (7) Safety of Dams projects.
- 4/ See page C-2-7, paragraph 2.

FOR FIGURE PURPOSES ONLY
 Figure C-4i - New Construction Checklist

Project Status Map

1. A Project Status Map is prepared for each project included in the Budget Fiscal Year Submission to Congress for new and continuing construction projects and accompanies the justification sheets.

2. The Project Status Map is intended to show clearly all localities and features noted in the accompanying Justification Sheets and PB-2a, and to indicate the work completed and remaining to be accomplished. Do not clutter the map with unnecessary details not pertinent to the project. The map is to be printed on medium or heavy grade paper, in black only- do not incorporate color on project maps. The project map will be placed behind the justification sheet in the justification sheet electronic file. The construction justification sheets are assembled as a package ready for printing by CECW-ID, the page number will be added to the map by CECW-ID.

- Size. The map must be printed on paper that is 8 1/2 by 11 inches overall, including a 3/4-inch margin along the 11-inch top edge, to permit binding so that the maps face the front of the book. The map cannot be printed on larger size paper and folded.
- Reverse Side. Nothing may be printed on the reverse side of the map.
- Title Block. In the lower right corner of the map, place the title block, including the project name, District and Division, and nominal date of preparation for each submission, namely, 1 January 20XX.
- Vicinity Map. In the upper right corner of the sheet, or in some other position only when the project map layout so requires, insert a small- scale vicinity map, clearly locating the project with respect to main geographical features. If at all practicable, the vicinity map should at least show a substantial portion of the state in which the project is physically located, and a sufficient portion of adjacent states to more clearly locate the project geographically. Do not overburden the vicinity map with unnecessary details.
- Orientation. Whenever feasible, orient the project and vicinity map with north to the top, and place the orientation arrow in a convenient position on the map. Where this standard orientation is unfeasible, orient the maps with north to the left. All printing on the map is to read in the same direction as that on the Justification Sheets when the 11-inch top edge of the map is aligned with the top of the Justification Sheets.

Figure C-4j - Project Status Map Template

- Graphic Scales and Special Dimensioning. Show separate graphic scales for the project and vicinity maps. Where necessary to clearly show the extent of proposed operations, portions of the project map may be set out with exaggerated dimensions. Where the map size precludes the clear presentation of the various portions of the project, enclose a brief description of the work in a rectangular box, bordered with a solid or crosshatched margin with an arrow to its proper location on the project map.
- Where practicable and desirable, indicate particularly significant dimensions, capacities or characteristics of major project facilities. Where sections of a waterway are of different dimensions, indicate the length of each section in miles, or in feet if less than one mile long. Indicate waterway widths in feet. Where work can be effectively illustrated by means of a cross-sectional view, this method should be used. Show both the present and authorized project dimensions for budgeted navigation improvements.

3. Legend. The legend for the project map will use appropriately distinguishable cross-hatching to display the following information:

- a. Work completed.
- b. Work underway with funds available for the Current Fiscal Year.
- c. Work proposed with funds requested for the Budget Fiscal Year.
- d. Work required to complete the project after the Budget Fiscal Year.

Do not show allocations of funds to various items of work. Shade the shoreline to distinguish between land and water areas. For projects with reservoirs, indicate the real estate taking line or, if this is not available, the boundary of the flood control pool. Also indicate the status of land acquisition by cross-hatching the reservoir area according to the legend noted above. For local protection projects, show the flood line and date of flood of record. For projects with separately authorized modifications, distinguish between the work under the modifications being budgeted and the other modifications. Under the "Legend", show about half of each applicable block crosshatched differentially, and insert, below the last block, "Lighter modifications not included in current budget request".

Figure C-4j - Project Status Map Template (Continued)

Sub Appendix C-5.

Construction and MR&T Construction New Construction Basic Eligibility Criteria

a. The project or separable element is authorized for construction. No planning, engineering, design, or construction of unauthorized functions or features is proposed for construction funding.

b. An appropriate decision document has been approved and received Executive Branch concurrence or is scheduled to be completed by 30 June of the BY-2, to be approved prior to 31 August of the BY-2 in order to receive final Executive Branch action or concurrence by 31 August of the BY-2. If a project modification or cost sharing change was enacted after a favorable position was developed, a favorable position also must be developed for the enacted change. These documents should be provided to CECW-ID and posted in MAX by the MSC RIT Program Manager.

c. PED is fully funded by the end of the BY-1 and the PPA is on schedule to be executed no later than the end of the BY.

d. The Project Manager has confirmed the sponsor's understanding of its contractual and financial commitments and its willingness and ability to meet the funding requirements of the construction schedule, including its proportional cash share of sunk and current costs.

e. The project is in compliance with the applicable environmental statutes, appropriate to the current stage of implementation. An Environmental Assessment (EA) has been completed and Finding of No Significant Impact (FONSI) signed, or final Environmental Impact Statement (EIS) has been filed with EPA, or final EIS supplement has been filed with EPA, or the applicable action will have been completed by 31 August of the BY-2.

f. A certified Total Project Cost Summary and Micro-Computer Aided Cost Estimating System (M- CACES) cost estimate have been prepared, according to ER 5-1-11 USACE Business Process and ER 1110-2-1302, with approval at the appropriate levels as the basis for the subsequent work and financial flow.

g. A Project Management Plan (PMP) has been prepared and approved.

h. No known or reasonably anticipated conditions or unresolved issues exist which might prevent either: (a) award of the first significant construction contract by the end of the BY; or (b) the start of real estate acquisition for the first significant construction contract so that the scheduled construction contract can be awarded no later than the end of following fiscal year (BY+1) in the absence of the sponsor possessing title to the required lands and easements. Planning, engineering and design work should be far enough along in the BY so that the orderly and continuous progression of construction is assured with the scheduled award of the first construction contract.

i. Programmed recreation facilities either are minimum facilities needed for health and safety as defined in ER 1165-2-400 Recreational Planning, Development, and Management Policies, CH1, or have a non- Federal Partner that has agreed to provide 50 percent cost sharing and financing for its share of recreation costs and to bear 100 percent of the recreation operation and maintenance costs according to the cost sharing and financing concepts in the Water Resources Development Act of 1986, as amended.

j. In the case of a specifically authorized project, separable element, reconstruction project, rehabilitation project, or navigation mitigation project, or resumption thereof that produces economic outputs and is proposed as new construction, the most recent approved report with an economic analysis must be current (meets the criteria in paragraphs C-2-7. or C-2-8. as applicable).

k. In all cases, project cost estimates exceeding the authorized cost-plus inflation must be approved by the DCG-CEO. If a project is within 80 percent of its Section 902 Cost Limit (or within 80 percent of an already approved cost estimate), the District Commander must make a risk-based decision to either seek new authority through a PACR including making sure funding is available for the PACR or continue without seeking new authority after determining the project cost at completion will not exceed the 902 cost-limit. Upon request, the DCG-CEO's HQ Change Control Board (CCB) will review and evaluate MSC requests to exceed the authorized project cost plus inflation. Projects not subject to Section 902 but have an approved cost, must also obtain DCG-CEO approval to exceed the approved cost. For additional guidance posted on the Project Cost Management Portal (<https://team.usace.army.mil/sites/HQ-CW/PDT/lccm/pcmp/default.aspx>).

l. Funding for any activities where additional funding will take the project within 20 percent of the 902 limit should be included if funds will complete the project or a scheduled/funding stream to completion can be provided that demonstrates the project can complete within the 902 limit with relatively low risk and the use of those funds is compliant with ER 1105-2-100 Planning Guidance Notebook.

m. Coastal and hurricane storm damage reduction (C&HSDR) projects involving sand replacement must also be approved by the DCG-CEO according to Civil Work Policy Memorandum 15-001 which establishes the criteria for determining the maximum project cost limitations; those subject to Section 902 and those that are not.

Sub Appendix C-6 Construction and MR&T Construction - Capabilities for Flood Risk and Ecosystem projects through Completion.

To increase the visibility of outyear project needs, it is necessary to gather annual capabilities through completion for each project that has a recent authorization document or is in the preconstruction engineering and design (PED) phase. This information will be gathered in CW-IFD per the instructions below.

In development of the estimated construction capabilities for all projects through completion, it is important to ensure that all projects eligible to move into construction are captured. This includes projects with completed Chief's Reports (or other authorizing documents), projects in PED, and any projects that have started construction.

When entering outyear capabilities (BY+1 through completion) this should be based on the most efficient engineering and construction approach, without regard for expected or anticipated funding. Additional details can be found under Paragraph 9(g) of the main EC (Capability).

Consistent with Paragraph 9(g) of the main EC (Capability), "efficiency" signifies a level of performance that describes a process that uses the lowest amount of inputs to create the greatest amount of outputs. Efficiency relates to the use of all inputs in producing any given output, including personnel time and energy. Districts should develop annual capability cost estimates based on an efficient funding stream. Districts should assume unconstrained governmental funding and evaluate efficient construction placement/execution capabilities based on engineering and construction approaches.

It is critical to properly program for efficient funding. When funding exceeds efficient amounts, it may result in increased carry over, decreased purchasing power of appropriations, and possible increases in costs. When funding is less than efficient, it may result in increased costs, additional or longer contract actions, additional mobilization and demobilization, extended design time and costs, additional oversight and additional escalation, increased overhead costs, and additional risks that may manifest during the project.

Work Packages should be developed consistent with Paragraph 9(f) of the main EC (Work Package). The total of all work packages for any given year on each project should equal the most efficient funding stream consistent with Paragraph 9(g) of the main EC (Capability). It is recognized that funding fewer packages than are proposed as the capability may not be the most efficient way to deliver projects from an engineering and construction perspective. However, there are times where the availability of funding is limited, and the distribution of funding will result in inefficient implementation of projects.

For BY+1 through completion, full details of the work package do not need to be

provided; the key output of concern is the capability for the individual future years and data inputs can be limited to those fields that result in that outcome. Therefore, while detailed work packages may include capability estimates for BY+1 through completion, funding necessary to complete the project but not funded in the BY should be addressed as a separate work package titled “Outyear capabilities” with the BY capability column as 0 and BY+1 and beyond entered. If there are capabilities that extend beyond BY+10, the sum of capabilities for BY+11 through completion should be entered in the BY>10 field and the “Last FY construction funds will be requested” field should be entered.

To ensure that outyear numbers are not double counted, projects that have recent authorization documents or are in the PED phase should include an outyear funding work package as indicated above. Capability included in detailed work packages should not be included in the capability estimates of the outyear package.

The “Balance to Complete” field will be automatically calculated in CW-IFD for each work package and project, reflecting the sum of the total remaining Federal funding needed through completion of the project.

Table C-6 is an example of how information should be included.

Table C-6.
CW-IFD Input for Construction of Flood Risk, Ecosystem, or Navigation Project (Sample)

| Project: ANYWHERE USA | | | | | | | | | | | | | |
|--|-------|-------|-------|------|------|------|------|------|------|------|-------|-------|--------------------------------|
| Work Package | BY | BY+1 | BY+2 | BY+3 | BY+4 | BY+5 | BY+6 | BY+7 | BY+8 | BY+9 | BY+10 | BY>10 | Balance to Complete (Work Pkg) |
| WP#1 | \$100 | \$0 | \$0 | \$0 | \$0 | \$0 | \$0 | \$0 | \$0 | \$0 | \$0 | \$0 | \$100 |
| WP#2 | \$50 | \$50 | \$0 | \$0 | \$0 | \$0 | \$0 | \$0 | \$0 | \$0 | \$0 | \$0 | \$100 |
| WP#3 | \$0 | \$50 | \$50 | \$0 | \$0 | \$0 | \$0 | \$0 | \$0 | \$0 | \$0 | \$0 | \$100 |
| WP#4 -- "Outyear capabilities" | \$0 | \$200 | \$100 | \$30 | \$20 | \$15 | \$10 | \$5 | \$10 | \$2 | \$1 | \$2 | \$395 |
| Total | \$150 | \$300 | \$150 | \$30 | \$20 | \$15 | \$10 | \$5 | \$10 | \$2 | \$1 | \$2 | \$695 |
| "Balance to Complete (Project)" will be automatically calculated by CW-IFD and in this case would equal \$695 for the total project. | | | | | | | | | | | | | |

In addition to outyear capability estimates, it is crucial that the following fields be populated for each project:

- BCR at 7% Rate - LPP OR BCR at 7% Rate - NED Plan, whichever is applicable (Excluding ENR work packages)
 - Average Annual Benefits
 - Last FY construction funds will be requested
 - Acres (ENR work packages only)
 - Cost per Acre Restored (ENR work packages only)
 - Total Ecosystem Restoration Cost (ENR work packages only)

Appendix D Operation and Maintenance

Sub Appendix D-1 General

Applicability.

This appendix provides guidance for all new and continuing projects and programs funded by line item under the Operation and Maintenance (O&M) appropriation, including the Harbor Maintenance Trust Fund (HMTF), as applicable, and O&M portion of the Flood Control, Mississippi River and Tributaries (MR&T) appropriations for the Budget Fiscal Year. The Remaining Items programs are addressed in this appendix (see Remaining Items Appendix I for those programs).

This appropriation funds operation, maintenance, and related activities at the water resources projects that the Corps operates and maintains. Work to be accomplished consists of dredging, maintenance, repair, and operation of structures and other facilities, as authorized in the various River and Harbor, Flood Control, and Water Resources Development Acts.

Army Budget Guidelines for O&M. Budget priority is given to O&M infrastructure based on the condition and the potential consequences (for example, economic, environmental, and public safety impacts) of project performance if the O&M activity is not undertaken in the BY, as well as legal factors. Budget guidelines for O&M activities are as follows:

a. Each proposed O&M work package, including those in the MR&T appropriation, will be assigned to one of seven business lines (BLs): Navigation (NAV), Flood Risk Management (FRM), Environment (including Environmental Stewardship and Aquatic Ecosystem Restoration business programs), Emergency Management (EM), Recreation (REC), Hydropower (HYD), or Water Supply (WTR). Guidance for joint work packages is described in the Section 13, Joint Costs, of the Program Development Manual.

b. The economic benefits that will accrue for the dollars spent to improve the level of performance must be considered before the O&M work package is included in the budget. An informed judgment must be made to determine the economic impact of the work, and where possible must make verifiable use of existing performance data, including project benefits and risks to the delivery of those benefits. Work with a higher return on investment (in terms of benefits delivered or performance) will receive a higher priority in the budget process. For example, the evaluation for commercial navigation includes the current and five-year average cargo tonnage (coastal) and cargo ton-miles (inland waterways), cost per ton and cost per ton-miles, as well as other factors including harbors with U. S. Coast Guard Marine Safety operations, critical harbors of refuge and subsistence harbors. For FRM, criteria include the risks of loss of life and loss of property; for REC, criteria include the National Economic Development benefits

provided, visitor attendance, visitor spending and jobs created; and for HYD, criteria include the risk of a generating unit shutdown and resultant loss of generating capacity.

c. Reliability of projects is evaluated to determine a project's ability to adequately perform its intended function in a consistent manner upon demand when field conditions allow. Condition classification guidelines are used in component condition assessments to evaluate the condition of individual critical and non-critical components. Consequence rating criteria are used to determine the impact (cost in dollars, potential loss of property or loss of jobs, etc.) of reduced performance. The results of the condition and consequence evaluations lead to a risk-level determination based on an established matrix for each program area. The risk to project performance of not funding the proposed work is evaluated in terms of the intended function. Cost-effectiveness measures are used to determine the lowest cost solution to operate the project as intended and to maintain or improve the overall reliability of the project.

d. Public safety and national security are also factors used in evaluating O&M activities, in addition to all other available and pertinent work package data including the revised Relative Risk Value matrix as well as appropriate performance measures. For example, a proposed work package would normally be a higher priority if its purpose is to reduce the risk of a failure that could result in loss of life. Other factors that may be applicable include whether the harbor is a designated harbor of refuge, or a subsistence harbor, whether the harbor supports U. S. Coast Guard operations, and for other defense and national security requirements.

e. O&M work to address a significant environmental concern is evaluated based on the risk to project performance and delivery of benefits. Examples of significant environmental concerns include notices of violations or findings from state or federal environmental agencies. Those O&M activities that reduce the risk of a significant adverse environmental impact are given a higher priority in the budget according to the risk-informed analysis of the performance effects of that environmental impact. Minimum legal environmental requirements, such as, reasonable and prudent measures of a biological opinion or maintenance that supports facilities, such as, fish passage structures that pass endangered fish must be characterized as Common O&M. All environmental packages will be discrete work packages.

f. Projects with O&M-related legal requirements typically are also given a higher consideration in the budget; for example, projects with requirements to address Native American Tribal rights and projects whose operation involves ongoing requirements for Final Biological Opinions under the Endangered Species Act or recurring mitigation and/or curation storage requirements. These minimum environmental costs will be prioritized to reduce legal risk or consequences associated with requirements.

g. Caution should be used when budgeting for monitoring activities for channel improvement projects. Monitoring for channel improvements must be budgeted in the O&M appropriation. Monitoring for beach nourishment projects must be budgeted in the Construction appropriation.

O&M Budget Development Principles.

O&M budget development considers the relationships of projects within and across BLs and over the lifecycle of the projects. For example, closure of one lock in a system that would affect other lock passages or reservoir operations on one project could affect other downstream reservoirs. Considering systems in the operation and functioning of projects will achieve better service to the public. The key components of this approach include:

- Mission performance
- Risk and reliability as determined by condition and consequences
- Consistent activity scope, activity descriptions, and funding requirements linked to specific performance outputs
- Budget execution tracking

The O&M budget must be examined holistically to ensure consistency, lowest sustainable investments, and acceptable or shared risks. All the projects are placed on the same basis to establish priorities based on benefits and risks.

The O&M budget is developed from an asset management perspective that incorporates an emphasis on long-range planning, delivery of project benefits, and reduction of risks.

The O&M budget is formulated based on performance goals and objectives and risk-based indices [details can be found in the BL sections of the Program Development Manual (PDM)]. Performance metrics are used to set funding priorities.

This O&M guidance continues to be shaped according to the Budget Transformation Roadmap. A continuing foundational piece of the roadmaps are standardization of activities and costs by focusing on similarities between operating projects, such as, number of dam gates, number of hydropower generating units, number of lock chambers, number of Project Site Areas (PSA), etc. O&M 20/20 is integral to O&M Budget Transformation and is a national effort to simplify and improve the budget development process by requiring consistent definitions of activities and costs related to mission performance across the Civil Works enterprise. It is composed of three integrated yet distinct efforts: 1) the development and implementation of improved, consistent business rules and reporting mechanisms with which to monitor the results of those rules; 2) the continued refinement of Work Category Codes (WCC) with which to characterize both budget development and execution; and 3) the continued development and implementation of risk-informed decision analytics and budget prioritization through the Asset Management effort.

The Administration gives priority to investments based upon the level of performance

those investments allow the facility to provide. Aligning the USACE Budget process with this approach requires the expression of project requirements in terms relevant to decision-makers; therefore, greater national clarity and consistency will be required regarding the labeling of activities and the linkage of them to specific performance levels.

Life-Cycle Portfolio Management.

The development and application of Life-cycle Portfolio Management (LCPM) is an integral part of overall Civil Works Strategic Plan and USACE Campaign Plan objectives and provides a viable framework for applying this long-term perspective to O&M investment decisions to maximize the delivery of project benefits. The specific national application of LCPM to Civil Works is still under development and further guidance will be provided in future years, but in general, LCPM strategies to formulate O&M funding plans should articulate the overall life-cycle maintenance strategy for each constructed asset (such as, lock, dam, power plant, PSA, etc.) and reflect, to the degree possible, the anticipated O&M life of the project and its assets through the short- and long-term actions anticipated during that time frame. The LCPM must take into account asset condition assessments and risk assessments that affect estimates of remaining equipment life, future maintenance and repair requirements, continued asset reliability, re-capitalization plans, and fluctuation of Federal investments on national priorities; and as appropriate, should also be linked coherently to a clearly stated project life-cycle status (active vs. inactive), including disposition as appropriate. In addition, funding plans should not only be developed as a project-specific long-range plan, but also be based on sub-plans recommended by BLs. Project plans must be rolled up and examined holistically from a regional perspective to ensure consistent reliability goals, mission execution, lowest sustainable investment levels, and acceptable or shared risk levels.

To enable LCPM through the budget development process, each Specific Work package submitted for the budget that requires follow-on funding in future years will have those future funding requirements reflected in the out-year funding stream in CW-IFD (for example, BY+1, BY+2, etc.). This ensures the Business Line Manager (BLM) is aware of the total funding requirements before selecting the package to be funded. This requirement does not include regular recurring packages, such as, annual or cyclical dredging or cyclical inspections. See the Main portion of this EC for additional out-year requirements.

Sub Appendix D-2 Project O&M Guidance

D-2-1. Purpose and Scope. This sub-appendix provides general procedural guidance and a uniform approach for budget development and justification for Project O&M. Guidance concerning automated data requirements for submittal of budget recommendations is contained in the PDM.

D-2-2. Performance-Based Programming. Performance measures are described in the PDM sections for individual BLs. "Performance" in this context means the delivery of project benefits. Performance data will be entered in CW-IFD for each budget item for which funds are requested. Each budget item will be assigned to a level of performance as defined under Section D-3-3. Performance goals will be expressed as a tangible, measurable objective, against which actual achievement can be compared, including a goal expressed as a quantitative standard, value, or rate. In the funding arguments for different budget activities, districts must cite the specific performance that is intended to be produced by each work package.

a. Condition Assessments. All Civil Works project assets and major components will have an approved current rating indicating the operational condition of that asset or component relating to the intended delivery of project benefits. Ratings are developed with BL specific guidance, such as, HydroAMP for hydropower projects, or Operational Condition Assessments (OCA) for NAV, FRM, and REC projects. OCA Ratings are in development for Environmental Stewardship. OCA Ratings shall be converted using Table D-2-1 to Condition Classifications for use in Table D-2-2.

Risk Assessment of operational projects and components are available for work packages through the use of Relative Risk Values. Inland Locks & Dams use the Operational Risk Assessment Web Tool that calculates a Risk Reduction value to be used in addition to the Relative Risk Value.

Relative Risk Values (RRV). Relative Risk Value (RRV) use is intended only for Specific Work Not Commonly Performed activities. The ability of projects to meet their performance goals are subject to risks that affect performance. In order to express the uncertainty inherent in meeting performance goals, a risk assessment is needed. The assessment evaluates component condition and the consequence of failure to produce an indication of the relative risk to the delivery of project benefits.

A matrix allows for a consistent approach to formulating these RRVs. This matrix assists in the prioritization of work/budgeting because work packages to preclude failures with high consequences would be readily apparent. The O&M budget development uses a single common RRV matrix for FRM, NAV, REC, ENS, AER, and WTR BLs, shown in Table D-2-2.

Consequence Categories will be determined using the BL specific Consequence Category tables in each respective BL section of the PDM (except Bridges, which will be

determined according to Section D-5-6, and Boundary and Encroachment, which shall be determined according to Section D-5-8). The Condition Classification ratings will be used in conjunction with Consequence Categories to determine RRVs by cross-referencing five levels of consequence category values on the vertical axis of Table D-2-2 with five levels of Condition Classification across the horizontal axis at the top of the table. The resulting RRV will be a numerical value between 1 and 25.

**Table D-2-1.
Operational Condition Assessment (OCA) Rating Conversion to Condition Classification**

| OCA Rating | Condition Classification |
|------------|--------------------------|
| A | A |
| A- | |
| B | B |
| B- | |
| C | C |
| C- | |
| D | D |
| D- | |
| F | F |
| CF | |

**Table D-2-2.
Relative Risk Value Matrix for Business Lines excluding HYD**

| | | CONDITION CLASSIFICATION | | | | |
|-------------------------|-----|--------------------------|----|----|----|----|
| | | F | D | C | B | A |
| CONSEQUENCE CATEGORY | I | 1 | 3 | 6 | 10 | 15 |
| | II | 2 | 5 | 9 | 14 | 19 |
| | III | 4 | 8 | 13 | 18 | 22 |
| | IV | 7 | 12 | 17 | 21 | 24 |
| | V | 11 | 16 | 20 | 23 | 25 |

D-2-3. Integrated Management Guidance.

a. Each O&M work package will be associated with the pertinent major asset using the constructed asset's Feature Codes. 'PRIMARY FEATURE CODE' should be populated with the Feature Code for the major constructed asset that the budget work

package supports. 'ADDITIONAL FEATURE CODES' would list additional Feature Codes associated with other real property assets that the work package will address.

b. All asset deficiencies should be captured in Facilities and Equipment Maintenance System (FEM) Work orders, according to Phase 3 of the Maintenance Management Improvement Plan (MMIP).

c. A FEM Work Order (WO) number must be entered in CW-IFD for maintenance type activities meeting BOTH of the following criteria:

- Work Packages assigned a Level of Performance of Specific Work Not Commonly Performed (SWNCP); and
- Work Packages assigned Prioritization Framework Values A, B, or D.

For all other SWNCP packages, a FEM WO is recommended if the package is a maintenance-type activity that would ultimately be tracked in FEM. Dredging Activities (maintenance and/or advance maintenance) do not require a FEM WO. The FEM WO numbers are not required where maintenance activities are not part of a SWNCP work package.

Each CW-IFD work package meeting these criteria must have an individual FEM Work Order and must have the "FEM Work Order Number" field populated in CW-IFD to enhance the validity of the work package. Reference the "FEM Work Order Budget Package Guidance" for required FEM WO data fields supporting a work package. This guidance is available on the O&M 20/20 intranet site: <https://usace.dps.mil/sites/INTRA-HQ/SitePages/OM2020.aspx?web=1>.

D-2-4. Linking Budget to Execution. Key to successful management of assets depends upon the ability to ensure that the actual execution of appropriated funds reflects the investment decisions made during budget formulation. As such, alignment of CW-IFD, P2, CEFMS, and FEM must be established across both budget development and execution in order to track investment decisions at the asset level as well as the associated resulting changes in condition and risk. The key fields to link budget to execution are "Work Package ID" generated from CW-IFD and "Work Item" generated from CEFMS (see Figure D-2-1).

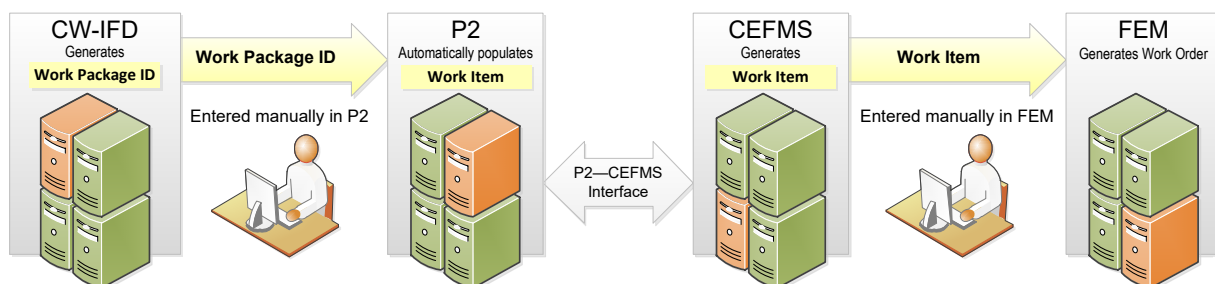


Figure D-2-1. Links between Budgeting and Execution Systems

D-2-5. National Programs. Includes Inspection of Completed Works (ICW), Project Condition Surveys (PCS), Scheduling Reservoir Operations (SRO), Surveillance of Northern Boundary Waters (SNBW) and Inspection of Ecosystem Restoration Projects.

a. Each of these programs will have a budget activity per State, per District, and per Appropriation.

(1) In those cases where these programs are performed in more than one state, the district will have a work package for each state. The work packages do not necessarily have to be associated with the same level of performance. For example, Little Rock District (SWL) has projects in Missouri and Arkansas; therefore, SWL should have ICW work packages on the commensurate project by state, one for Missouri and one for Arkansas.

Districts, even Districts in different MSCs, may have ICW work packages in the same state; these work packages should be included in the same state project. For example, Buffalo District (LRB), Pittsburgh District (LRP), Huntington District (LRH), and Louisville District (LRL) all have ICW work packages in Ohio. These Ohio ICW work packages combine in ICW project for Ohio. Baltimore District (NAB), Philadelphia District (NAP), Buffalo District (LRB), and Pittsburgh District (LRP) have ICW budget activities in Pennsylvania; they should all be included in one Pennsylvania ICW project.

O&M-funded ICW projects and MR&T O&M-funded ICW projects may also exist in the same state. The O&M-funded ICW work packages and the MR&T O&M-funded ICW work packages in a state will be included in two separate ICW projects.

b. The Justification/Remarks will indicate how many surveys, inspections, actions, etc. of that district's total will be performed in a particular work package for the respective BL. Additional ICW work package(s) would be included as justified by increased performance or benefits.

D-2-6. Category-Class-Subclass Codes for Harbor Maintenance Trust Fund. It is important to use the correct CCS on work packages so that Work Allowance Documents and Funding Authorization Documents that result from the work packages derive funding from the correct Fund Type (General Fund or HMTF). See Main EC Table 3a – CCS Codes for the full listing of codes.

a. WADs and FADs for navigation-related specific costs, other than on fuel-taxed inland and intracoastal waterways designated by PL 95-502 and PL 99-662, will be derived from the HMTF and will use one of the following CCS: 111, 113, 114, 11D, 11E, 11G, 125, 131, 133, 134, 138, 411, 421, 430, 450, 460, 470, 480, and 491.

b. For O&M work packages for non-HMTF specific costs, do not use the aforementioned CCS.

c. For an O&M-funded project with joint use costs that are partially derived from the HMTF, the PR&C for joint use costs must include two-line items, one for HMTF and one for General Fund. If the Joint cost is for a project with power, use CCS 30H. If the Joint cost is for a project with no power, the CCS should be 150.

d. For MR&T (Maintenance) costs for the five harbor projects (Baton Rouge Harbor, Devil Swamp, LA; Greenville Harbor, MS; Helena Harbor, Phillips County, AR; Memphis Harbor, McKellar Lake, TN; and Vicksburg Harbor, MS), use CCS 410. Do not use CCS 410 for other projects.

e. Guidance can be found in CECW-I/CERM-F Memorandum dated 20 September 2017, Subject: Allocation and Tracking of Funding Derived from HMTF and IWTF.

Sub Appendix D-3 O&M 20/20 Budget Development Framework

D-3-1. Overview. O&M budget development follows the O&M 20/20 Budget Framework, which states that similar projects and assets should have largely similar activities and costs, and those similarities, should be reflected in the annual budget development. Work packages formulated with enterprise consistency allow comparison and prioritization across USACE. This framework will help articulate priorities and link proposed investments to specific anticipated mission performance outputs

The O&M 20/20 Budget Framework organizes the O&M budget by types of work and levels of performance. ‘Common O&M’ and ‘Specific Work’ distinguish the types of activities contained in each work package. ‘No Mission’, ‘Partial Mission’, and ‘Full Mission’ describe the cost necessary to achieve different levels of performance.

Figure D-3-1 shows the O&M Budget Development Framework as a guide to consistently characterize and organize O&M work packages.

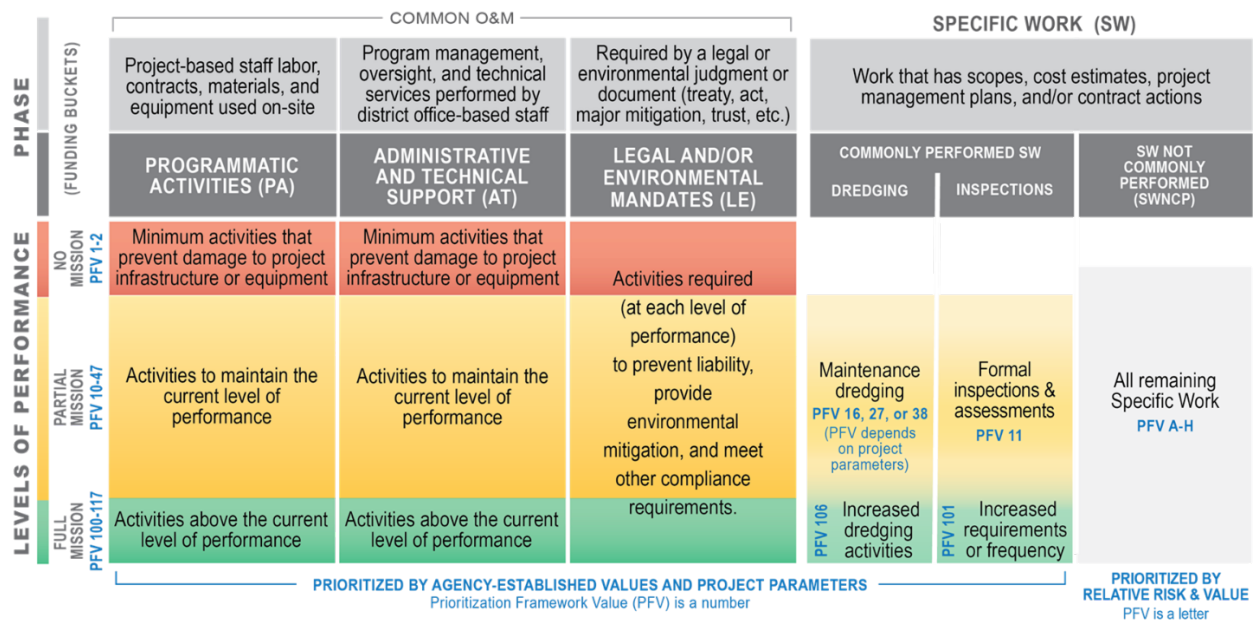


Figure D-3-2. O&M 20/20 Budget Development Framework

D-3-2. Funding Bucket Definitions. The O&M 20/20 Budget Development Framework divides O&M activities into four separate funding buckets as shown in Figure D-3-2. Funding buckets are identified by Phase code in CW-IFD.

- Common O&M is divided into three buckets: Programmatic Activities (Phase Code PA), Administrative and Technical Support (Phase Code AT), and Legal and/or Environmental Mandates (Phase Code LE).

- Specific Work (Phase Code SW) is the fourth funding bucket.

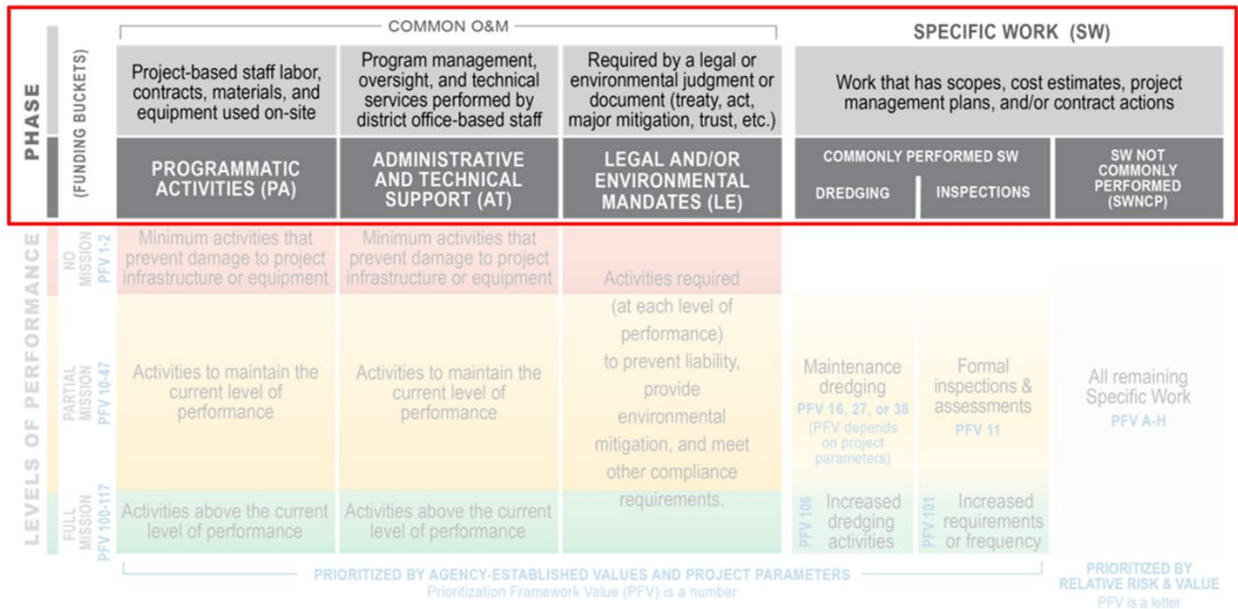


Figure D-3-3. Funding Buckets

a. Common O&M Work Packages include work that is commonly performed at similar projects. Examples of activities to include in each of the three buckets under Common O&M are:

(1) Programmatic Activities: This bucket captures costs associated with operation and common recurring maintenance for O&M funded projects performed at the project. This includes project-based staff labor, contracts, materials, and equipment used on-site.

Administrative and Technical Support: This bucket captures District Office-based staff for program management, oversight and technical services (for example, inspections, real estate, planning, engineering, environmental, etc.).

Legal and/or Environmental Mandates: This bucket captures costs associated with projects that have a legal and/or environmental requirement. The requirement must apply specifically to the project. This requirement must be specified in: Federal law, Congressional legislation, Biological Opinion, or an HQ-approved project authorization decision document. LE should NOT be used for general legal and environmental requirements that are common across USACE. The purpose of LE is to capture differences in costs between similar projects that may have vastly different requirements for environmental compliance, mitigation activities, threatened and endangered species activities, cultural resource activities, tribal obligations, and minimum downstream flow. Beginning with the FY21 Budget submission, OASA(CW) requires each District to submit a legal certification from Office of Counsel verifying the requested work (in its entirety) is necessary to meet legal requirements. See the certificate template in Figure D-3-4.1. and an example certificate in Figure D-3-4.2.

b. Specific Work packages capture work that has a scope, cost estimate, project management plan and/or contract action. It also includes larger scale planned operation or planned component renewal efforts that have a specific beginning and end and require a greater level of rigor and documentation in the form of planning, scoping, contracting, etc. Each Specific Work Activity must be shown separately to allow for individual funding decisions based on performance metrics and risk-based indices. The entire cost for the Specific Work Activities must be included in the work package or work package group (for example, labor to perform the work must be included; it cannot be included in a separate package). Specific Work is divided into two categories: Commonly Performed and Not Commonly Performed.

Commonly Performed Specific Work includes recurring (cyclical) activities, such as, maintenance dredging and all formal inspections and assessments. Commonly Performed Specific Work is not the same as “Common O&M.”

(2) Specific Work Not Commonly Performed (SWNCP) must be prioritized based on the individual merits of each package and using RRM values. SWNCP includes non-recurring “investment” activities, such as:

(a) Project-specific marine construction work or fleet work, such as, revetment work, and work on coastal structures, whether by contract or hired labor.

Component Renewal maintenance requirements to support anticipated mission delivery or to meet anticipated levels of service in subsequent budget years.

Recapitalization, Major Maintenance and Major Rehabilitation.

Estimated corrective maintenance (proactive) resourcing for commonly occurring breakdown maintenance.

Maintenance to sustain project performance beyond BY+2, or full maintenance enhancing the original service life of assets (or producing a new service life interval).

Studies and plans.

For more information on prioritization, see paragraph D-4-6.

D-3-3. Level of Performance Definitions. Figure D-3-3 shows Level of Performance (LOP) in the O&M 20/20 Budget Framework. The LOP does not reflect a funding decision, only the costs related to delivering specific performance outputs. Beginning with the FY22 Program Development and the FY21 Allocations Strategy, Levels of Performance apply to the Common O&M and Commonly Performed Specific Work only; Specific Work not Commonly Performed will be assigned “SWNCP” as the LOP in CW-IFD for those packages.

| PHASE (FUNDING BUCKETS) | | COMMON O&M | | | SPECIFIC WORK (SW) | | |
|--|------------------------------|---|---|--|--|---|--|
| | | PROGRAMMATIC ACTIVITIES (PA) | ADMINISTRATIVE AND TECHNICAL SUPPORT (AT) | LEGAL AND/OR ENVIRONMENTAL MANDATES (LE) | DREDGING | INSPECTIONS | SW NOT COMMONLY PERFORMED (SWNCP) |
| LEVELS OF PERFORMANCE | NO MISSION PFV 1-2 | Minimum activities that prevent damage to project infrastructure or equipment | Minimum activities that prevent damage to project infrastructure or equipment | Activities required (at each level of performance) to prevent liability, provide environmental mitigation, and meet other compliance requirements. | | | |
| | PARTIAL MISSION PFV 10-47 | Activities to maintain the current level of performance | Activities to maintain the current level of performance | | Maintenance dredging PFV 16, 27, or 38 (PFV depends on project parameters) | Formal inspections & assessments PFV 11 | All remaining Specific Work PFV A-H |
| | FULL MISSION PFV 100-117 | Activities above the current level of performance | Activities above the current level of performance | | PFV 106 Increased dredging activities | PFV 101 Increased requirements or frequency | |
| PRIORITIZED BY AGENCY-ESTABLISHED VALUES AND PROJECT PARAMETERS <small>Prioritization Framework Value (PFV) is a number</small> | | | | | | | PRIORITIZED BY RELATIVE RISK & VALUE <small>PFV is a letter</small> |

Figure D-3-4. Levels of Performance

a. No Mission LOP. This LOP includes minimum activities to prevent liability (financial or legal penalty) or prevent damage to the project infrastructure or equipment. The No Mission LOP captures the minimum cost associated with owning assets and does not provide mission performance or deliver any benefits to the project. No Mission LOP does not fund work to support mothballing a facility. No Mission LOP does not fund costs for government-owned plant equipment.

b. Partial Mission LOP. This LOP, in conjunction with the No Mission LOP, provides CURRENT performance and reasonable availability with tolerable risk to the project. For budget formulation, "tolerable risk" may be defined as the inherent plus operating risks which have been customarily accepted by project stakeholders. Partial Mission LOP activities are funded in addition to and separately from No Mission LOP funded activities. While the Agency works towards establishing "similar costs for similar activities at similar projects," the Partial Mission LOP provides for continuation of the CURRENT mission performance. Once a "baseline" has been established, the Partial Mission LOP will include O&M activities that address near-term project needs and "must-have" activities necessary to ensure basic project safety, to keep the project operating, and to deliver its mission. Most projects are currently performing at this level. No Mission plus Partial Mission requests for Common O&M for a program code should be similar to previous years' annual expenditures.

c. Full Mission LOP. This LOP, in conjunction with the No Mission and Partial Mission LOPs, provides INCREASED performance above the current level of performance. Full Mission LOP activities are funded in addition to and separately from No Mission and Partial Mission LOP funded activities. While the Agency works towards establishing the "similar costs for similar activities at similar projects," Full Mission LOP

includes any increased requirements beyond historic performance. Once a “baseline” has been established, the Full Mission LOP will include O&M activities, up to and including full project lifecycle needs, such as, completing all preventive maintenance, complying with additional guidance, preserving project assets, and planning for project renewal and sustainment. This LOP provides risk reduction for project availability to meet its authorized purpose or dredging to additional depth/dimension. *Note:* Multiple packages can be used to express incremental increases to performance up to the full mission performance. Full Mission work packages must still meet the definition of capability (such as, must be able to accomplish the work in the budget year).

d. Specific Work Not Commonly Performed: This LOP will be assigned to all work packages that are Specific Work Not Commonly Performed. See paragraph D-3-2.b.(2) for a definition of activities that fall into this category.

As a supplement to the definitions above, the Organize tab of the Work Package Organize – Prioritize Tool (OPT) provides specific guidance on activities to include in each LOP as a supplement to the definitions above.

Additional LOP details applicable to a specific BL may be referenced in the PDM for that particular BL.

D-3-4. Integrating Levels of Performance and Funding Buckets.

a. Common O&M - Programmatic and Administrative/Technical.

(1) No Mission LOP. This LOP should be assigned to only the requirements that meet the definition in Section D-3-3.a.

(2) Partial Mission LOP. This LOP, in combination with the No Mission requirements at a program code, reflects the capability for continuation of current mission performance. This applies to packages that meet the definition in Section D-3-3.b.

(3) Full Mission LOP. This LOP should be assigned on packages for activities that have not historically been done at the project. This applies to packages that meet the definition in Section D-3-3.c.

b. Common O&M - Legal/Environmental.

(1) No Mission LOP. These are the activities required at the no mission LOP to prevent liability, provide environmental mitigation, and meet other compliance requirements. This should include minimum legal requirements in the document/judgment that have been historically performed.

(2) Partial Mission LOP. These are the activities required at the partial mission LOP to prevent liability, provide environmental mitigation, and meet other compliance requirements. This should include capability for continuation of the legal or

environmental requirements at the project at current mission performance. This can include Best Practices as long as they are currently being performed.

(3) Full Mission LOP. These are the activities required at the full mission LOP to prevent liability, provide environmental mitigation, and meet other compliance requirements. This should include packages for activities that have not historically been done at the project. This could include newly identified minimum requirements and best practices.

c. Commonly Performed Specific Work.

(1) No Mission LOP. This LOP should be assigned on an exception only basis. Strong justification for the package must be provided.

(2) Partial Mission LOP. This LOP reflects the capability required to meet the definition in Section D-3-3.b.

(3) Full Mission LOP. This LOP should be assigned to packages that reflect increased requirements. This applies to packages that meet the definition in Section D-3-3.c.

d. Specific Work Not Commonly Performed. The SWNCP LOP should be assigned to all SWNCP work packages. This applies to packages that meet the definition in D-3-3.d.

D-3-5. Addressing Growth in Common O&M. While Common O&M activities are crucial to mission delivery, growth in the PA, AT and LE buckets sometimes disallows critical investment work (such as, SWNCP). There is an established threshold for growth of Common O&M at the program code level for all BLs for the No Mission plus Partial Mission requests for PFVs 1-45. Use the inflation factors in Table 4 of the Main EC for Corps (in-house) labor and for non-Corps labor and other costs and apply them to the FY22 President's Budget. This is the maximum allowable increase for Common O&M for No Mission plus Partial Mission above the FY22 President's Budget amount. Common O&M requests above this threshold MUST be submitted as Full Mission requirements. This does not limit how much funding the project will receive (such as, provide a ceiling); it merely ensures consistency in the annual funding requests to ensure the scope of activities is not increasing.

D-3-6. Similar Costs for Similar Activities at Similar Projects.

a. The Similar Costs for Similar Activities at Similar Projects (S3) concept central to O&M 20/20 asserts that operating projects with similar BL characteristics that perform similar activities should also have roughly similar costs; and that this concept can be leveraged to produce more consistent budgets aligned with those similarities. For example, a 2-unit hydropower plant would perform similar Common O&M activities as other 2-unit plants and should be similar in cost.

b. The REC, HYD, FRM, Environmental Stewardship, and NAV BLs will use the S3 analysis results as a reference range to compare to project-level budget submissions. For REC and HYD, to the extent practical this reference range will be used as the basis for better understanding and justifying project budget submissions that fall outside of the reference range.

Print on Division/District Letterhead

OFFICE-SYMBOL

Day Month Year

MEMORANDUM FOR Headquarters, U.S. Army Corps of Engineers, Directorate of Civil Works, Programs Integration Division

SUBJECT: Certification of Legal Environmental Requirement for FY24 Common O&M Work Packages at (insert Project Name here; also note only One certification memo is required per Project not per work package)

1. This is the legal and/or environmental requirement specified in Federal law, Congressional legislation, Army Guidance, or HQ-approved project authorization decision document, verifying the requested work (in its entirety) is necessary to meet legal requirements.

a. Army Policy Guidance for Formulating the Fiscal Year (FY) 2022 Civil Works Budget, dated 29 May 2020

b. EC – 11-2-225, FY24 Civil Works Direct Program Development Policy Guidance, Appendix D O&M (p. D-2-2), dated 31 March 2022

2. Specific justification/basis of claim for project funding. (Add paragraph citing the specific documents that mandate the legal requirement; see example on next page) certification per project.)

3. Point(s) of contact (POC)

JOHN A. ARMY
<RANK>, <ORG>
Office of Counsel

Figure D-3-4.1. Certificate of Legal Environmental Requirement Template



DEPARTMENT OF THE ARMY
U.S. ARMY CORPS OF ENGINEERS, PORTLAND DISTRICT
PO BOX 2946
PORTLAND OR 97208-2946

CENWP-OC

May 8, 2020

MEMORANDUM FOR Headquarters, U.S. Army Corps of Engineers, Directorate of Civil Works, Programs Integration Division

SUBJECT: Certification of Legal Environmental Requirement for FY22 Common O&M Work Packages at Lookout Point and Dexter Lakes, OR

1. This is the legal and/or environmental requirement specified in Federal law, Congressional legislation, Army Guidance, or HQ-approved project authorization decision document, verifying the requested work (in its entirety) is necessary to meet legal requirements.

a. FY2021 Army Policy Guidance for Formulating the Fiscal Year (FY) 2021 Civil Works Budget, dated 16 May 2019

b. EC – 11-2-222, FY22 Civil Works Direct Program Development Policy Guidance, Appendix D O&M (p. D-2-2), dated 31 MARCH 2020

2. Specific justification for project funding is based on the following: fisheries mitigation obligations under the Flood Control Act of 1938 (Pub. L. No. 75-761) and Flood Control Act of 1950 (Pub. L. No. 81-516); requirements under Hatchery and Genetic Management Plans approved by the National Marine Fisheries Service (NMFS) under Endangered Species Act (ESA) Section 4(d) regulations and associated 2019 biological opinion required by the ESA; requirements under the 2008 NMFS and U.S. Fish and Wildlife Service biological opinions on the continued operation and maintenance of the Willamette River Basin Project required by the ESA; requirements under the National Environmental Policy Act and Section 7 of the ESA and in support of the Government's defense against an ongoing lawsuit alleging current operations violate the ESA; and requirements under the National Historic Preservation Act, Archeological Resources Protection Act, Native American Graves Protection and Repatriation Act, and/or 36 C.F.R. part 79.

3. Point(s) of contact (POC): The POC for this memorandum is Andrew Ainsworth at (503) 808-4523 or Andrew.Ainsworth@usace.army.mil.



ANDREW AINSWORTH
Assistant District Counsel
Office of Counsel, Portland District

Figure D-3-4.2 – Certificate of Legal Environmental Requirement Example

Sub Appendix D-4 O&M Budget Development

D-4-1. Overview. An integrated O&M budget will be developed by each MSC. This integrated budget applies to all BLs and no BL or project is to be constrained by a specific percentage or dollar amount.

Figure D-4-1 provides an overview of the budget development process. Organizing work packages is discussed in Sections D-4-2 through D-4-5. Prioritizing and Ranking are discussed in Sections D-4-6 and D-4-7.

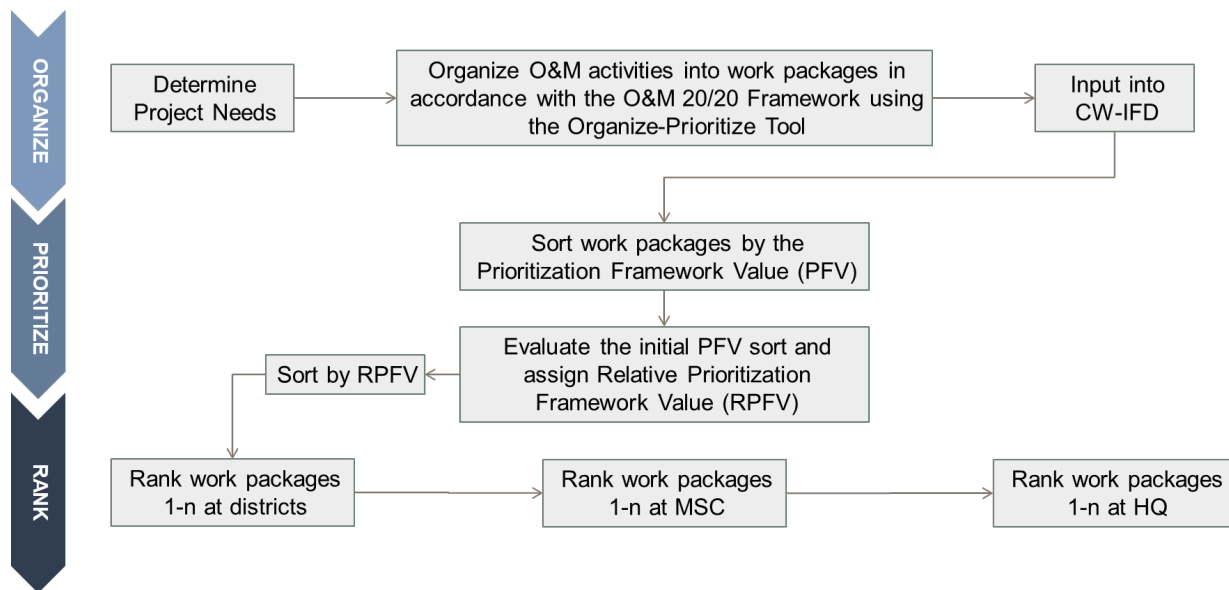


Figure D-4-1. O&M Budget Development Process

D-4-2. Operation vs Maintenance. Budget activities relate to either operation or maintenance, depending upon the nature of the work. In this context, operation should be considered the cost “to use”; while maintenance should be considered the cost “to take care of.” WCCs provide uniform guidance for the appropriate placement of budget activities within operation or maintenance.

a. Operation work may include work that is of a recurring nature and is integral to continued project operation. Operation activities include facility operation, such as, lock and dam operation, custodial services, removing ice and snow, debris, trash, cleaning, or replacing lighting elements. This work is performed on an annual basis, typically by hired labor or small contract (service contract, purchase order, etc.), and is directly related to the day-to-day operation of the project or area not the facility/equipment life cycle. Operation work should be placed under operation WCCs.

Maintenance work, specifically, preventive maintenance and inspections, cyclical (recurring) maintenance, corrective maintenance, and component renewal should be placed under maintenance WCCs. Annual recurring costs for corrective maintenance

work items, (for example, minor roof repairs one year, placing signs and markers, painting of guardrails, wall striping, repainting comfort stations, etc.), also belong under maintenance WCCs.

Component Renewals are non-recurring maintenance costs of major assets, such as, spillway gate replacements, navigation lock gate replacements, hydroelectric power generator rewinding, and turbine replacement. This work is not a capital improvement. Costs almost always exceed capital thresholds and generally are funded over multiple budget cycles. This work should be placed under maintenance WCCs.

D-4-3. O&M Work Packages. In a performance-based budget, every work package must relate to performance goals expressed as a tangible, measurable objective, against which actual achievement can be compared, including a goal expressed as a quantitative standard, value, or rate for the BL. These linkages and the necessity of the work package to performance goal attainment must be made clear to all levels of reviewers, both internal and external (for example, Office of Management and Budget or Congress) to USACE.

The impacts of the work package on specific areas of customer service, project performance, infrastructure investment, personnel or public safety, the local community, statutory requirements, or other considerations should be included in the funding argument if not covered in the performance measures.

In developing a work package, all costs required to accomplish the work intended by the specific WCC must be included in the capability amount (refer to the Main chapter of this Program Development Policy EC for the definition of capability). All work packages must have one WCC each.

a. Each contract, task order, or contract option, and the associated support costs for that contract should be a separate work package.

Each set of plans and specifications supporting a contract solicitation should be a separate work package.

If the work in one work package belongs to more than one BL, the work package must be replaced with two or more work packages. Accordingly, the MSC or Lab must ensure that all work in an O&M work package in CW-IFD is in the same BL as all other work in that work package.

All work in an O&M work package assigned a “joint activities” Work Category Code must be truly joint and not specific to any BL.

e. Endangered Species Protection work packages must include language specific to each package that identifies the name of Biological Opinion and / or court order (including date and reasonable and prudent measure) in the Work Package Description. All packages that fund work required by a biological opinion will be budgeted with the

correct Phase Activity Codes (see Main EC, Table 3b). This also applies to mitigation work that is part of Biological Opinion requirements. Packages that describe work in a recovery plan (not biological opinion) should not use this phase activity code. Mitigation work packages must include language specific to authorizing document of the mitigation and brief description of the progress the item makes towards full implementation of mitigation in the Work Package Description. All packages that fund mitigation work will be budgeted with the correct Phase Activity Codes (see Main EC, Table 3b).

f. All annual curation maintenance costs and cultural resource management costs, other than Native American Graves Protection and Repatriation Act (NAGPRA), should be included in the appropriate WCC, within project work packages under the primary BL for which the archeological materials were removed or in joint projects according to the Joint Section of the PDM. Funding requirements for activities to ensure compliance with Section 5–7 of the NAGPRA (PL 101-601) and with 36 Code of Federal Regulations (CFR) Part 79, Curation of Federally-Owned and Administered Archeological Collections, should follow the directions for Cultural Resources' NAGPRA in the Remaining Items Appendix I.

D-4-4. Linking Work Packages. Individual work packages that are related and represent one useful portion of work must be linked. Linking work packages provides visibility of specific costs associated with the work, while ensuring the group of linked work packages are considered together for funding.

a. Each work package to be linked must be identified by including "(x of y)" at the end of the work package title; with "x" representing the order of the individual work package within the link and "y" representing the total number of work packages being linked.

Table D-4 shows the requirements for each group of linked work packages. Some requirements differ depending upon the type of activity.

**Table D-4.
Requirements for a Group of Linked Work Packages**

| Requirement (each linked work package has...) | Common O&M | Commonly Performed SW | Not Commonly Performed SW |
|--|---------------|--------------------------|------------------------------|
| "(x of y)" in the title | Required | Required | Required |
| Related activities | Required | Required | Required |
| Same Rank at all levels | Required | Required | Required |
| Same Prioritization Framework Value | Required | Required | Required |
| Same Phase Activity code | Required | Required | Required |
| Same Work Category Code | Required | Required | |
| Same Level of Performance | Required | | |
| Same Phase code (funding bucket) | | Required | Required |

D-4-5. CW-IFD Narrative Field Requirements. The narrative fields in CW-IFD should be written clearly and concisely. Do not use acronyms or write out the acronym when first used. If the narrative fields have been copied over from a previous budget year, they must be reviewed carefully for applicability to the current work package. Do not copy-paste information from one field to the next; each field should contain unique information, which is described below and in Section 4 of the PDM.

a. O&M Work Package Titles. This field is simply a brief title of the work package.

For Common O&M packages, the work package title will auto-populate with the "Short Title" of the WCC. If needed for clarity, a few descriptive words can be added AFTER the WCC Short Title.

For Specific Work packages, the work package title should be a succinct description of the scope of the package, and should include an "action" verb, to show what's being done (for example, "Dredge Outer Harbor," "Repair Spillway Bridge," or "Update Master Plan").

For linked work packages, the titles must include "(x of y)" as described in Section D-4-4.

O&M Work Package Descriptions. This field answers the question, "What are you doing?"

For Common O&M, work package descriptions should include applicable portions of the Work Category Code description assigned to the work package.

For Specific Work, work package descriptions should include all activities to be accomplished by the work package.

If the work package spans multiple years, include "Multi-year Package" at the beginning of the work package description.

O&M Work Package Justifications. This field answers the question, “Why do you need to do it during this BY?” It should present the argument for funding the work package and express its importance.

Care should be taken to write all funding justifications clearly and concisely; well-written justifications are essential to convince reviewers who are not familiar with the work to fund your needs.

If the work package spans multiple years, the justification should include the activities to be accomplished in the BY.

Characteristics of a quality justification statement:

First sentence or two summarizes the issue and explicitly quantifies the expected return on the investment.

Clearly identifies and explains why the investment is needed.

Includes any pertinent data that supports the issue, to include, references to policy and formal reports down to the paragraph, page, etc.

Explains why the investment cannot be deferred.

Remarks. This field answers the question, “What else should a USACE decision-maker know to help them select this package/project?” Only include information that has not been provided in any other field, such as:

Explain why the work package rank deviates from the order of the Prioritization Framework Value in the OPT (see paragraph D-4-7).

Additional guidance may be provided in the PDM for a particular BL.

There are multiple fields in CW-IFD that cross cycles of the database. Changes to these fields in one cycle change the values for those fields in all cycles, thus impacting finalized data. Therefore, no changes should be made to these fields. Instead, the work package should be archived from the cycle, and new package with the correct information should be used. These fields include Business Program, Category-Class-Subclass, Phase, P2 Project, Work Category Code, Work Package Title, Work Package Description, Recurrence, Primary Feature Code, Additional Feature Codes, Project Site Area, Contract Type, Mitigation Requirement Code, and FEM Work Order Number.

D-4-6. Prioritization.

a. The prioritization process for O&M work packages uses the level of performance and pertinent work package data to produce a broad characterization of all O&M work

packages for all BLs. Figure D-4-2 shows how the Prioritization Framework Values align with the O&M 20/20 Framework.

| LEVELS OF PERFORMANCE | PHASE (FUNDING BUCKETS) | COMMON O&M | | | SPECIFIC WORK (SW) | | |
|---|----------------------------|---|---|--|--|---|--|
| | | PROGRAMMATIC ACTIVITIES (PA) | ADMINISTRATIVE AND TECHNICAL SUPPORT (AT) | LEGAL AND/OR ENVIRONMENTAL MANDATES (LE) | COMMONLY PERFORMED SW | | SW NOT COMMONLY PERFORMED (SWNCP) |
| | | | | | DREDGING | INSPECTIONS | |
| NO MISSION PFV 1-2 | | Minimum activities that prevent damage to project infrastructure or equipment | Minimum activities that prevent damage to project infrastructure or equipment | Activities required (at each level of performance) to prevent liability, provide environmental mitigation, and meet other compliance requirements. | | | |
| PARTIAL MISSION PFV 10-47 | | Activities to maintain the current level of performance | Activities to maintain the current level of performance | | Maintenance dredging PFV 16, 27, or 38 (PFV depends on project parameters) | Formal inspections & assessments PFV 11 | All remaining Specific Work PFV A-H |
| FULL MISSION PFV 100-117 | | Activities above the current level of performance | Activities above the current level of performance | | PFV 106 Increased dredging activities | PFV 101 Increased requirements or frequency | |
| PRIORITIZED BY AGENCY-ESTABLISHED VALUES AND PROJECT PARAMETERS Prioritization Framework Value (PFV) is a number | | | | PRIORITIZED BY RELATIVE RISK & VALUE PFV is a letter | | | |

Figure D-4-2. Prioritization Framework Values

A Prioritization Framework has been created to prioritize types of work into general bands of prioritization values. A required field has been added to CW-IFD to assign a Prioritization Framework Value.

The Prioritization Framework uses numeric values to prioritize Common O&M and Commonly Performed Specific Work Activities across the enterprise. These values reflect the national priority of the work. The numeric values in the framework imply priority order (such as, PFV 1 is a higher priority than PFV 10).

The Prioritization Framework uses alpha characters to identify Specific Work Not Commonly Performed, which will then be ranked according to the merits of each work package. The alpha characters in the framework do not imply priority.

The Prioritization Framework Values (PFVs) will be assigned in CW-IFD. The Prioritization step is the first sort order for the packages and serves as the basis for the ultimate rank developed at all levels. It is crucial that the correct value be assigned to the package, considering the work that is being accomplished and, where applicable, the project parameter that applies.

PFV 47 in Partial Mission distinguishes between activities historically funded in the President's Budget and activities historically funded by funding pot allocations. PFV 47 reflects requests to maintain the current level of performance funded historically by allocations from funding pots. This was formerly PFV 46, which is no longer used.

Advanced Maintenance Dredging is prioritized differently. Please refer to the NAV BL PDM on specific requirements.

D-4-7 Ranking.

a. The prioritization results obtained from Section D-4-6 above will be ranked across all BLs at the District, MSC, and HQ levels using integer-based numbers only from 1-n, with duplicated integers only for linked work packages needed to complete a deliverable.

Specific Work Not Commonly Performed packages are assigned an alpha character in the Prioritization Framework and must be ranked among the numerically prioritized packages as needed to meet mission needs.

The ranking process may position a work package higher or lower than the value band it was assigned in the Prioritization Framework field. The work package should stand on its own merits to justify the ranking decision.

When blending the ranks across projects, Full Mission LOP work packages may be ranked higher than other Partial Mission LOP work packages.

Related work packages that represent one useful portion of work **must** be linked according to Section D-4-4. Linked packages will have the same rank at District, MSC, BL, and HQ levels.

Ranking should reflect the use of data generated from all available risk-informed tools and processes for each BL in a coherent, repeatable, and transparent fashion. Ranking should also consider underlying data (or the lack thereof), unique project requirements, and/or the expert judgment of knowledgeable individuals.

In developing the national budget, HQ USACE will rely on the final rankings assigned by the MSC in CW-IFD, provided they meet the requirements and overall policy of this guidance. It is therefore important that rank assignments be made according to the relative importance of the work as it relates to reducing operational mission risk ensuring the highest priority activities can be accomplished within available resource limits in order to maximize mission performance and delivery of benefits.

The ranking process involves assigning a Relative Prioritization Framework Value (RPFV), which acts as a bridge between prioritizing and ranking work packages after sorting by PFVs. The main priority, of the RPFV, is to identify where a package “fits” relative to all of the work in a submitted request, and to “feather in” the SWNCP. This initial sort allows packages to preserve their *relative* position in prioritization so they can be blended across BLs and SWNCP can be prioritized with all other packages. RPFV at each level (District, MSC, and HQ) must be entered into CW-IFD. These values can be used as a preliminary ranking mechanism to capture the *relative* position of where a package will eventually be ranked.

For Common O&M and Commonly Performed Specific Work, RPFVs should generally be the same as the PFV. If a package is moved up in RPFV (and eventually up in ranking), the reason for this move must be explained in the Remarks field of the work package.

For SWNCP, a numeric RPFV must be assigned which represents the priority of that package *relative* to the priority of Common O&M and Commonly Performed Specific Work. The PFV value of the SWNCP package must not be changed. For example, if a SWNCP package (with an alpha character PFV) is ranked amongst packages with a PFV of 44, the RPFV for that SWNCP package will be 44 and PFV will remain the alpha character (it will not change). The reason for this move must also be explained in the Remarks field of the work package.

In all instances, if an RPFV is not the same as the PFV for a package, the merits of ranking that package differently than the smallest to largest PFV sort must be demonstrated in the data for the package. This may be through performance metrics for the package (for example, the RRM value [see Paragraph D-2-2]), or fully explained in the narrative fields of the package. The RPFV should correspond to PFVs that are available to the BL (such as, if the PFV does not apply to the BL in the OPT, it should not be assigned as an RPFV) (see D-4-5.d.)

When any package is ranked higher than its PFV (including SWNCP Alpha Characters), and is given an RPFV within 15-45 only, a commensurate amount of capability must be moved down. This is to encourage documenting a deliberate trade-off and acknowledging that a balanced program is being submitted.

This applies to all levels of budget development, including District, MSC, and HQ.

RPFVs 1 – 14 can only be selected for packages that have the same PFV (such as, 1-14). Meaning, the PFV and RPFV for those packages must match. No trade-off decisions can be made within PFV 1-14.

One exception to this is NEW minimum legal requirements in the LE phase, that meet the definition of No Mission (see Section D-3-3.a.) yet have never been performed. These NEW minimum legal requirements are submitted as Full Mission Packages (see Section D-3-3.c). These can have an RPFV 1-2, and no trade-off is necessary when ranking this work.

All trade-off decisions must be explained in the Remarks field in both work packages involved in the trade-off. The explanation must provide reasoning on why a trade-off is being made, generic statements, such as, “District priority or MSC priority” will not be acceptable. A clear explanation will help decision makers either support or deny the trade-off at the next level.

(a) For the package being moved up: “The RPFV differs from the PFV, at the “xxx” level, because this package is a trade-off decision to address...” *

(b) For the package being displaced/moved down: “The RPFV differs from the PFV, at the “xxx” level, because this package is moved down to address trade-off decision for...” *

Note: * (“xxx” refers to the District, MSC, or HQ)

RPFV 46 is used to indicate SWNCP that should be considered and competed within the Chief’s Recommendation. This provides an opportunity to rank SWNCP work for consideration. This RPFV does not have a corresponding PFV. Within this RPFV, the following things should be considered:

- RPFV 46 packages must have a Prior Relative Risk Value (1-25) of less than 11. This will align with Performance Based Budgeting guidance.
- All packages submitted in RPFV 46 must align with the MSC Commander’s priorities submitted.
- Each MSC is limited to \$40 million of SWNCP to be ranked in RPFV 46 across all BLs. All SWNCP above \$40M in each MSC must be submitted in an RPFV higher than 46.

The following paragraphs enumerate the process for prioritizing and ranking at all levels using PFV and RPFV to get to a final 1-n rank. This process assumes a BL Rank is developed prior to developing the final Rank at each level.

District level.

The District BLM will sort all packages by Prioritization Framework Value. After evaluating this sort, the relative position of packages may be adjusted to reflect priorities. During this ranking process, the District BLM will also rank the Specific Work not Commonly Performed (those with an alphabetic PFV) within the Common O&M and Commonly Performed Specific Work based on the individual merits of the package. The District BLM may assign an RPFV to assist with their ranking of the packages.

Once all the BLs have been ranked, the Across-BL Rank must be developed, which becomes the District Rank. If the District BLM assigned RPFVs, the data can be sorted by that value. If the RPFV was not assigned by the District BLM, this value is assigned by sorting the packages by the BL, then the BLM Rank, and initially assigning the PFV as the RPFV; as the District BLM rank is evaluated, if a package is Specific Work not Commonly Performed, or is ranked contrary to the order of the Prioritization Framework Values, the RPFV is changed to the value of the packages around it, to preserve the *relative* position (rank) of the package. Once RPFVs have been assigned for each BL, the data can be sorted by this value, allowing the packages to be blended across the BLs, resulting in a fully integrated District request. After the initial sort, the packages should be evaluated again to make sure the order of the packages fully represents the

District priority, and then final District Ranks are assigned. This rank and the District RPFVs are loaded into CW-IFD. This final rank should also be assessed by comparing cumulative amounts to historic funding, to evaluate the risk to the recommendation.

MSC level.

Each MSC BLM will receive their BL portion of ranked District budgets. The District RPFVs should be re-evaluated by the MSC BLM to ensure the final ranking decisions at the District are initially captured and considered when developing the MSC BLM Rank. Once all the Districts are evaluated, sort the file by the RPFV to blend across the Districts. The MSC BLM should evaluate this sort to see if the packages are relatively where they should be. If s/he does not agree with the relative placement of the package made by the District, the MSC BLM can assign an initial MSC RPFV to place the package relative to where is appropriate. This re-evaluation by the MSC BLM should be coordinated with the cross-functional team to ensure a fully integrated ranking decision. Then re-sort the file by initial MSC RPFV, do one final evaluation of the relative order, and assign the MSC BLM Rank. This rank is loaded into CW-IFD.

Once all the BLs have been ranked, the Across-BL Rank must be developed, which becomes the MSC Rank. The initial MSC RPFVs need to be evaluated; this begins by sorting the packages by the BL, then the MSC BLM Rank, and evaluating the RPFVs that are assigned. As the MSC BLM Rank is evaluated, adjust the initial MSC RPFV to reflect the final ranking decisions by the MSC BLM. Once all the BLs are evaluated, sort the file by the initial MSC RPFV to blend across BLs. The MSC should evaluate this sort to see if the packages are relatively where they should be. If the relative position of the packages needs to be adjusted, change the MSC RPFV to place the package relative to where is appropriate. Once initial MSC RPFVs have been verified for each BL, the data can be sorted by this value, allowing the packages to be blended across the BLs, resulting in a fully integrated MSC request. Once the data is sorted initially, the packages should be evaluated again to make sure the order of the packages fully represents the MSC priority, and then final MSC Ranks are assigned. This rank and the MSC RPFVs are loaded into CW-IFD. This final rank should also be assessed by comparing cumulative amounts to historic funding, to evaluate the risk to the recommendation.

HQ level.

Each HQ BLM will receive their BL portion of ranked MSC budgets. The MSC RPFVs should be re-evaluated by the HQ BLM to ensure the final ranking decisions at the MSC are initially captured and considered when developing the HQ BLM Rank. This value is evaluated (or assigned) by sorting the file by MSC, then MSC Rank. As the MSC Rank is evaluated, adjust the initial HQ RPFV to reflect the final ranking decisions at the MSC. Once all the MSCs are evaluated, sort the file by the initial HQ RPFV to blend across the MSCs. The HQ BLM should evaluate this sort to see if the packages are relatively where they should be. If s/he does not agree with the relative placement of the package made by the MSC, change the initial HQ RPFV to place the package relative to where is appropriate. This re-evaluation by the HQ BLM should be coordinated with the cross-functional team to ensure a fully integrated ranking decision. Then re-sort the file by HQ BLM RPFV, do one final evaluation of the relative order, and assign the HQ BLM Rank. This rank is loaded into CW-IFD.

Once all the BLs have been ranked, the Across-BL Rank must be developed, which becomes the Across BL Rank. The initial HQ RPFVs need to be evaluated; this begins by sorting the packages by the BL, then the HQ BLM Rank, and evaluating the RPFVs that are assigned. As the HQ BLM Rank is evaluated, adjust the initial HQ RPFV to reflect the final ranking decisions by the HQ BLM. Once all the BLs are evaluated, sort the file by the RPFV to blend across BLs. The HQ should evaluate this sort to see if the packages are relatively where they should be. If s/he does not agree with the relative placement of the package made by the District, change the HQ RPFV to place the package relative to where is appropriate. Once RPFVs have been verified for each BL, the data is be sorted by this value, allowing the packages to be blended across the BLs, resulting in a fully integrated HQ request. Once the data is sorted initially, the packages should be evaluated again to make sure the order of the packages fully represents the HQ priority, and then final HQ Ranks are assigned. This rank and the HQ RPFVs are loaded into CW-IFD.

Sub Appendix D-5 O&M Programs

D-5-1. Overview. This section provides guidance on programs that apply across O&M projects. It provides a uniform approach to these programs across the O&M appropriation, to include the O&M portion of the MR&T appropriation.

D-5-2. Deficiency Correction Projects. Deficiency correction projects are undertaken to remedy design and construction deficiencies, according to ER 1165-2-119 Modifications to Completed Projects, under the following two circumstances: 1) a project constructed with Civil Works funds; and maintained and operated by a non-Federal entity; or 2) a Federally maintained and operated project, where the cost of the remedy is \$5 million or more (less costly remedies at Federally operated projects are funded as part of project O&M).

O&M activities include evaluation reports and preconstruction engineering and design.

a. For a project operated and maintained by the Corps, the evaluation report will be funded from O&M or MR&T funds.

For a project operated and maintained by a non-Federal entity, the evaluation report may be funded from ICW.

Once the Evaluation Report has been approved by HQUSACE, PED for construction will be funded from O&M or MR&T M funds until:

Construction new start is included in the budget OR

Construction is specifically funded through appropriations.

D-5-3. USACE Levee Safety Program. Risk-informed decision-making will be used to determine program budget priorities and improve decision-making by understanding the levee risk (characterized by a Levee Safety Action Classification (LSAC)) in relation to the USACE Tolerable Risk Guidelines (TRG) for levee systems. LSACs range from LSAC 1, “very high” to LSAC 5, “very low” (maintain routine activities). Risk-informed decision-making will be applied within the USACE Levee Safety Program on a portfolio level and on an individual levee system level. Funding to govern and implement the USACE Levee Safety Program is to be budgeted as described in the FRM PDM.

D-5-4. Section 408 - Requests to Alter Civil Works Projects. Budget requests associated with requests to alter any USACE Civil Works Project pursuant to 33 USC 408 (Section 408) should follow the directions for Review of Non-Federal Alterations of Civil Works Projects in the Remaining Items Appendix I.

D-5-5. USACE Dam Safety Program. Site specific conditions must be considered when determining costs for each project, following collaboration between the District Dam Safety and Operations experts. The Dam Safety Routine Budgeting Tool (DSRBT)

should be used to inform budget development and defense. Dam Safety monitoring, evaluations, and cyclic / recurring dam safety activities are eligible for budgeting as Administrative and Technical activities. Essential dam safety activities should be viewed as Common O&M. The list below is not a comprehensive list and additional dam safety work items may be programmed.

a. O&M funded dam safety actions will be prioritized based on risk. Budgeted dam safety items consider the performance history, potential failure modes, and severity of adverse consequences associated with each operating project. The assigned Dam Safety Action Classification (DSAC) and agency risk reduction recommendations (as identified in the National Inventory of Dams database located at <https://nid.sec.usace.army.mil/>) must be considered in prioritization.

Routine dam safety monitoring, inspections, instrumentation data collection, instrumentation maintenance, surveys, training, Emergency Action Plan Updates, dam safety training, and dam safety exercises are considered critical Common O&M and/or critical Specific Work activities and may be eligible to be budgeted to ensure safety despite a No Mission LOP. Care must be taken to properly budget using existing WCCs and Phase Activity Codes to allow accurate tracking of routine dam safety budgeting and expenditures, severable from the overall project operating costs.

Dam Safety Interim Risk Reduction Measures (IRRM).

IRRM Plans. IRRM Plans are required for DSAC 1, 2 and 3 projects to reduce the probability and consequences of unacceptable performance while long-term remedial measures are pursued. Funding for IRRM Plan preparation and implementation will be from the O&M appropriation for the project and may be budgeted under Common O&M. The IRRM work will be recorded in the proper Operation WCCs or Maintenance WCCs, depending on the nature of the activity.

Approved Dam Safety IRRMs must be a component of an IRRM plan for DSAC 1, 2, and 3 projects and will be identified in budget submittal as a separate work package. IRRM work packages will be identified with the Phase Activity Code of SI and the IRRM plan will be referenced in the "Work Package Description" field in CW-IFD. The IRRMs could be characterized as Common O&M or Specific Work and should be budgeted accordingly to address deficiencies for failure modes that drive risks to public safety. Water Control Plan Updates, Emergency Action Plan Updates, Emergency Exercises, and Instrumentation Data Collection and Monitoring are considered critical Specific Work. Examples: Increased monitoring for a critical failure mode is a Common O&M activity, while stockpiling emergency materials for a critical failure mode is Specific Work. IRRM repair actions, such as, emergency rock stockpiles, repairs to spillway gates or improvements to seepage control systems are Specific Work.

Special Inspections for Project Features (for example, Hydraulic Steel Structures, Scour surveys, and stilling basin inspections), Periodic Inspections and Periodic Assessments will be budgeted as Specific Work. Periodic Assessments (PA), which

expand the scope of Periodic Inspections (PI), should be scheduled on all dams every 10 years Budgeting for PAs will include labor and development costs to conduct background data preparation, a Potential Failure Mode Analysis (PFMA) and a Semi-Quantitative Risk Assessment (SQRA), along with report preparation with District Quality Control and addressing Agency Technical Review comments. Districts must distinguish the projects selected for PAs in their remarks, and budget for additional data collection and technical and administrative support as part of the PA/PI costs. The district is responsible for funding the PFMA, SQRA, and PI activities for their district PA/PI Team. The Risk Management Center will provide labor and travel funding for the Risk Facilitator, who are independent of the district, and will be utilized to lead the PFMA/SQRA activities.

Critical Common O&M Dam Safety Activities.

Critical Common O&M, Administrative and Technical activities include the following:

Monitoring and Evaluation; Program Coordination, Instrument Data Collection and Management, Data Review and Analysis, Instrument Maintenance and Calibration, Survey Monitoring Data Collection and Management.

Annual Inspections

Emergency Preparedness. Annual update of EAP notification sub-plans, Periodic updates to EAP's as needed, Dam Safety Training for the Operating project personnel every five years.

Operating projects have been assigned Dam Safety Action Classifications by HQUSACE. See ER 1110-2-1156 for DSAC definitions.

D-5-6. USACE Bridge Safety Program.

Bridges are vital to the nation's highway and transportation systems, especially high-level highway bridges over waterways and canals. Bridges are also mission critical for FRM projects as well as for public access in our recreation and environmental stewardship lands. The Corps of Engineers Bridge Inventory System (CEBIS) will be used to identify the Specific Work Activity maintenance and other requirements for Bridges for budget development within each BL.

Bridge Operational Condition and Risk. The U.S. Army Corps of Engineers, through Asset Management, has been developing condition and risk assessment methodologies to provide the appropriate level of accuracy and rigor to support risk informed investment decisions during the budget development process. A universal assessment methodology is guided through the development of OCA and Operational Risk Assessments (ORA) for various BLs and bridges. Results from the OCA/ORA assessments include inventory and condition information as well as Condition Assessment Classification values (A, B, C, D or F), Consequence Category values (I, II,

III, IV or V), and Relative Risk Matrix values (1-25). These values will be used to prioritize Bridge budget work packages by integrating the RRM 1-25 values for Bridge Specific Work Activities with all other Specific Work Activities within each BL. The RRM values are determined using the process outlined in D-2-2.c. and Table D-2-2 of this appendix. In Table D-5-1, a value of 1 is the most critical need and 25 is a non-critical need.

The guidelines document for the Bridge OCA/ORA Process has been functionally programmed into CEBIS for use by inspection Team Leaders as well as the full documentation provided in the CEBIS Bridge Reference Library (BRL) in the "Criteria/Guidance" folder. CEBIS is accessed at <https://cebis.usace.army.mil>.

**Table D-5-3.
Relative Risk Index / Bridge Safety Action Classification Matrix**

| | | CONDITION ASSESSMENT CLASSIFICATION | | | | |
|----------------------|-----|-------------------------------------|----|----|----|----|
| | | F | D | C | B | A |
| CONSEQUENCE CATEGORY | I | 1 | 3 | 6 | 10 | 15 |
| | II | 2 | 5 | 9 | 14 | 19 |
| | III | 4 | 8 | 13 | 18 | 22 |
| | IV | 7 | 12 | 17 | 21 | 24 |
| | V | 11 | 16 | 20 | 23 | 25 |

D-5-7. Critical Infrastructure Protection and Resilience Program Requirements. USACE has established the Critical Infrastructure Protection and Resilience (CIPR) Program to achieve a more secure and more resilient critical infrastructure portfolio by enhancing its protection capabilities in order to prevent, deter, or mitigate the effects of manmade incidents and improve preparedness, response, and rapid recovery in the event of a physical attack, natural disaster, and other emergencies. The CIPR program leads physical risk assessment and prioritization efforts for USACE critical infrastructure portfolio in order to enhance its protection and resilience. The program includes both critical Common O&M actions (security and operations personnel training, security patrol and monitoring, Common O&M physical security equipment maintenance and research and development, blast damage assessment studies, dam security exercises, operating interim risk reduction measures, and physical security inspections) and Specific Work Activity actions (protection and operational interim risk reduction

measures, physical security implementation, construction retrofits/upgrades, and surge in protective measures due to increased threat levels). Site-specific conditions must be considered when determining mitigation measures and costs for each project, following collaboration between the District Commander and the Chief of Operations, in coordination with security experts and BLMs. The CIPR program activities are described in further detail in the PDMs for FRM, HYD, and NAV.

a. **Prioritization of O&M Funded Critical Infrastructure.** O&M funded critical infrastructure protection actions will be prioritized based on relative risk. Budgeted critical infrastructure protection items consider the three main security risk components: Threat (the probability that a given attack scenario will occur, where the scenario involves an attack vector against a given target), Vulnerability (the probability that the attack will be successful, given it is attempted), and Consequences (the predicted losses, given a successful attack, typically estimated in terms of loss of life or economic loss associated with each operating project).

Budgeting for Critical Infrastructure. Critical infrastructure security and operations personnel training, security patrol and monitoring, routine security equipment maintenance, physical security risk assessments, security awareness and implementation training, security certification and accreditation process, blast damage assessment studies, dam security exercises, operating interim risk reduction measures, research and development of unique physical security mitigation measures and physical security inspections will be budgeted to ensure safe and secure operations. Refer to applicable BL PDM for any additional guidance.

A higher standard of care is warranted for projects that are deemed of highest relative criticality, have known dam safety deficiencies, or because their inherent characteristics (reservoir size, construction methods, geographic setting, etc.) pose unacceptable life safety risks to the public. Care must be taken to properly budget using existing WCC to allow accurate tracking of Common O&M and Specific Work Activity critical infrastructure protection budgeting and expenditures, severable from the overall project operating costs.

Critical Infrastructure Protection and Resilience Program Activities

Only critical Common O&M critical infrastructure protection activities to ensure USACE meets minimum fundamental security and protection standards as determined by the District Commander may be included under a No Mission or Partial Mission LOP. The District Commander recommendations will be provided through the District's Operations Chief to the FRM, NAV or HYD BLMs. Critical Infrastructure Protection activities will be included as Common O&M under a Partial Mission LOP or Specific Work Activities as warranted. Priority and costs for the tasks vary for each project, due to differences in project age, size, reservoir operations, construction methods, features and performance history. Consequently, each District is responsible to develop program costs based upon their unique projects.

Critical Common O&M activities may include the following as applicable:

Security Training and Monitoring; Security Patrol and Facility Monitoring, Program Coordination, Annual Training for Security & Law Enforcement and Operations Personnel, Adequate Equipment for Security and Law Enforcement Personnel.

Common O&M Physical Security Equipment Maintenance; Includes all costs to maintain and replace structural and/or physical improvements for facility protection and security associated with criminal and terrorist activities. Includes costs to maintain, repair or replace permanent or temporary vehicle barriers, fences, doors and gate locks, signage, lighting, communications equipment, intrusion detection and deterrence systems, such as, cameras and video surveillance equipment (closed-circuit television), alarms, and access control electronic systems.

Specific Work may include the following as applicable:

Inspections and Assessments; Annual Physical Security Inspections (PSI), Comprehensive Facility Assessments (CFR), Threat Assessments (TA), Blast Damage Assessments (BDA), and Common Risk Model for Dams (CRM-D) Security Risk Assessments (SRA). The CIPR RI is funding the contractors to perform the CRM-D SRAs and, blast damage assessments to be performed by the U. S. Army Engineer Research and Development Center (ERDC) as part of the CRM-D SRA implementation. The CIPR Program Manager will secure a support contract to ensure the resources are available to achieve the CRM-D SRA. The tools to support all these activities are hosted within the Corps of Engineers Security Analysis Tool (CESAT), centrally managed by the CIPR Program Manager office. The annual Federal Information Security Management Act (FISMA) audit and National Institute of Standards and Technology (NIST) review for industrial control systems are also included.

Memoranda of Understanding (MOU) with State and local jurisdictions security and law enforcement supporting first response efforts.

Emergency Preparedness; Annual update of Site-Specific Security Plan (SSP) and Rapid Recovery Plans (RRP). Security-scenario based training exercises (for example, drills, workshops, tabletop exercises, functional exercises, full exercises) to test plans and operational procedures every three (3) years.

Coordination and support to U.S. Department of Homeland Security (DHS) designated Dams Sector-Specific Agency, in the implementation of critical infrastructure protection and resilience initiatives.

Critical Specific Work Activity critical infrastructure protection to ensure USACE meets minimum fundamental security and protection standards.

Risk-reduction measures, to include implementation of physical security, protection and operational vulnerability mitigation options to reduce security risks at high-risk critical projects based on CRM-D SRA implementation.

Support implementation of additional security presence and protective measures requirements at critical infrastructure projects due to increased National or regional threat levels.

Ranking of Critical Infrastructure. Critical infrastructure projects were ranked based on the identification and prioritization results obtained through consequence-based screening efforts conducted on USACE's portfolio using the Dams Consequence-Based Top Screen (CTS) methodology. The official list of critical projects was transmitted to the Command through a memorandum issued by the Director of Civil Works. These projects will represent the priority in funding for physical SRAs using the CRM-D.

D-5-8. USACE Boundary and Encroachment. Maintenance of Government boundary lines and enforcement of Government real estate interests against encroachments are critical to protect life, perform project missions, provide project security and protect natural resources.

a. Budgeting for Boundary and Encroachments. Boundary maintenance and encroachment enforcement will be budgeted across BLs. Maintenance of real estate boundaries and encroachment resolution for fee boundary and fee encroachments will be budgeted under the ENS BL through ES CW-IFD where a natural resources program exists. Maintenance of boundaries and encroachment resolution for flowage easements and other real estate, other than fee interest, will be budgeted under the FRM or NAV if an FRM mission is not present. All BLs will use the same risk informed matrices.

Additionally, boundary maintenance and encroachment resolution activities will be budgeted as standalone work packages and not combined with other activities. Activities will be budgeted with the correct Phase Activity Codes (see Main EC, Table 3b).

Boundary Maintenance and Encroachment Resolution Levels of Performance. Boundary maintenance and encroachment resolution are a fundamental responsibility of ownership. Ensuring proper inspection, prevention of encroachments and resolution of encroachments that present life safety, health, or property damage is required under applicable regulations. However, all boundary line demarcation needs, and encroachment resolution are not equal in priority. Follow guidance provided in the Organize tab of the work package Organize - Prioritize Tool.

Managing Boundary and Encroachments through Risk Informed Decisions. For specific work activities, Table D-5-2 and Table D-5-3 provide guidelines for risk informed decisions for encroachment resolution and boundary maintenance for all BLs. The values will be converted to a score of 25 in CW-IFD according to the rules of the BL as defined in each PDM. Requirements are to be submitted in work packages

corresponding to a single level of relative risk and are not to be bundled into a single work package with varying levels of relative risk.

Table D-5-4.

Operational Condition Assessment Definitions for WCC 61X52/61X53/

| OCA | Descriptor | 61452 Definition | 61453 Definition | Notes |
|-----|-------------------|--|---|---|
| A | Excellent | A Project has no more than one unresolved encroachment (per REMIS). | 100% of boundary is physically marked with monuments in good condition. | Ratings do not require comments. |
| A- | | | | |
| B | Good | A Project has no more than five unresolved encroachments (per REMIS). | Missing no more than 25% of total boundary markers per Project design memorandum. | Ratings require justification comments and shall be verified during the assessment. |
| B- | | | | |
| C | Fair | A Project has no more than ten unresolved encroachments (per REMIS). | Missing no more than 50% of total boundary markers per Project design memorandum. | |
| C- | | | | |
| D | Poor | A Project has no more than twenty unresolved encroachments (per REMIS). | Missing no more than 75% of total boundary markers per Project design memorandum. | |
| D- | | | | |
| F | Failing | A Project has more than twenty unresolved encroachments (per REMIS). | Missing more than 75% of total boundary markers per Project design memorandum. | |
| CF | Completely Failed | Component is completely failed and does not perform its intended function. | Component is completely failed and does not perform its intended function. | |
| U | Unrated | Unrateable items.... | Unrateable items.... | |

**Table D-5-5.
Project Boundary Consequence Rating Criteria**

| Consequence Category | | Consequence Rating Criteria |
|----------------------|-----|--|
| High | I | More than 30% of Project fee boundary has adjacent structural development (per USGS National Land Cover Database) OR Project has had at least 10 resolved recorded encroachments that are habitable structures (per REMIS) OR more than 75 trespasses identified in the most recently reported FY (per NRM Assessment). Encroachments and trespasses critically impact operations on fee land including environmental missions and flood pool storage. |
| Medium - High | II | 20-29% of Project fee boundary has adjacent structural development (per USGS National Land Cover Database) OR Project has had 1-9 resolved recorded encroachments that are habitable structures (per REMIS) OR Project has had more than 50 resolved encroachments that are non-habitable structures (per REMIS) OR more than 50 trespasses identified in the most recently reported FY (per NRM Assessment). Encroachments and trespasses critically impact operations on fee land including environmental missions and flood pool storage. |
| Medium | III | 10-19% of Project fee boundary has adjacent structural development (per USGS National Land Cover Database) OR Project has had 10-19 resolved recorded encroachments that are non-habitable structures (per REMIS) OR Project has had 25-49 trespasses identified in the most recently reported FY (per NRM assessment). Encroachments and trespasses critically impact operations on fee land including environmental missions and flood pool storage. |
| Low | IV | 5-9% of Project fee boundary has adjacent structural development (per USGS National Land Cover Database) OR Project has had 1-9 resolved recorded encroachments that are non-habitable structures (per REMIS) OR Project has had 1-25 trespasses identified in the most recently reported FY (per NRM Assessment). Encroachments and trespasses critically impact operations on fee land including environmental missions and flood pool storage. |
| Minimal | V | Less than 5% of Project fee boundary has adjacent structural development (per USGS National Land Cover Database) OR project has had no historic recorded encroachment issues AND Project has had no trespasses identified in the most recently reported FY (per NRM Assessment). Encroachments and trespasses critically impact operations on fee land including environmental missions and flood pool storage. |

D-5-9. Sustainability and Climate Change Resilience. Executive Order 13990, 14008, and 14030, and federal energy efficiency statutes including the Energy Act of 2020. The Energy Policy Act, 2005 (PL 109-58) (EPAAct) and the Energy Independence and Security Act, 2007 (PL 110-140) (EISA) establish requirements for federal agencies to systematically identify and implement energy, water and petroleum conservation measures, as well as providing greater long-term infrastructure resilience, as means to

gain operational efficiencies and reduce operating costs. Sustainability work packages specifically target energy and water efficiency projects that reduce use of utilities and generation of greenhouse gases (GHG). Included are waterline projects, lighting and HVAC upgrades, occupancy sensors, weatherstripping, cool roofs, electric line improvements, insulation, recycling systems, utility partnerships, and other energy saving measures. The budget package description for all budget packages addressing Energy and Water Sustainability should start with the word “Sustainability.”

Additionally, under these EOs, Climate Change Resilience is incorporated into eligible budget packages related to Sustainability. Climate Change Resilience work packages focus on upgrading structures, features and ecosystems at USACE CW Projects such that they are less vulnerable to extreme events, such as, flooding, storms, fires etc. Included in this would be erosion control measures, upgrades to failing water treatment plants and septic systems or other mission-critical infrastructure, using the latest resilient technologies, and improvements that allow infrastructure to withstand more extreme conditions. The work package description for all budget packages addressing Climate Change Resilience should start with the words “Climate Change Resilience.” Information for EISA and EPAct, and Sustainability requirements, is available at: <https://team.usace.army.mil/sites/HQ/PDT/ecs/default.aspx> and <https://www.energy.gov/eere/office-energy-efficiency-renewable-energy>. There is a supplemental data sheet required for all Sustainability and Climate Change Resilience packages - see sub-paragraph c. below.

a. Federal Energy and Sustainability Requirements. Actions required to meet the above Federal energy and sustainability requirements are described in the USACE Sustainability Report and Implementation Plan (SRIP) and associated implementing directives, including the current Sustainability OPORD (OPORD 2016-21). USACE Civil Works O&M budget development in support of federal energy and sustainability goals is focused on funding life cycle cost effective work packages (such as, Sustainability and Climate Change Resilience) to achieve O&M cost savings while also achieving the associated Federal goals. For further information see “Planning and Implementation” at <https://team.usace.army.mil/sites/HQ/PDT/ecs/default.aspx>.

b. Sustainability and Climate Change Resilience Work Packages. Work packages that met the criteria in the following paragraphs should be submitted for consideration in the BY. The use of Energy Savings Performance Contracts (ESPC) and Utility Energy Services Contracts (UESC) is encouraged.

(1) USACE Campaign Plan (UCP) Priority Action 1c1: Support the Nation and the Army in Our Energy and Sustainability Goals. USACE top priority goals for Sustainability and Climate Change Resilience include annual reduction in energy use intensity British Thermal Units/Gross Square Feet (BTU/GSF), annual reduction in water use intensity Gallons/GSF (Gal/GSF), increasing resilience of infrastructure to extreme climate-related events, and annual increases in petroleum efficiency. The leading metrics established under UCP 1c1 guide and inform USACE actions to achieve these goals. The focus for BY budget development will be on efforts to meet Sustainable

Federal Buildings (SFB) requirements through facility critical infrastructure upgrades, energy and water efficiency improvements and improving petroleum efficiency in facilities, vehicles, and vessels.

(2) Electric Vehicle Charging Stations. EO 14008 and corresponding Army policy requires all Non-tactical fleet light duty vehicles to be Zero Emissions Vehicles (ZEV) by 2027, and all fleet vehicles to be ZEV by 2035. As such, a databook tool has been developed to prioritize USACE Civil Works sites for EV charging stations, with anticipated increased EV procurement options in upcoming years. Additionally, any budget packages that include the installation of vehicle charging stations for the exclusive use of government vehicles will be given priority as Sustainability packages. These budget packages should also include assurance/documentation that the Project has coordinated with their District USACE Logistics Activity (ULA) Transportation Specialist to submit requisition(s) for electric and plug-in hybrid gas-electric vehicles.

(3) Water Line Replacement and Dedicated Water Meters. Many facilities have aging water infrastructure. Breaks and leaks in water lines wastewater, increase O&M costs for emergency repairs, and increase reportable water consumption. Budget packages that replace water lines and valves with a documented history of recurring breaks and repairs will be given priority. Priority will also be given to budget packages for installation of dedicated water meters on high-consumption water lines, such as, those in large, high-occupancy campgrounds. Dedicated water meters are installed to improve a Project's ability to more quickly identify and correct future water line breaks.

(4) Metering. The USACE 5-Year Metering Plan is available under "Metrics and Reporting" at <https://team.usace.army.mil/sites/HQ/PDT/ecs/default.aspx>. The 5-year metering plan identifies individual buildings "appropriate" for dedicated, building-specific metering. Any Project with one or more appropriate buildings should submit BY budget packages to install meters according to the USACE 5-year metering plan, unless Energy Conservation Measures (ECM) budgeted or implemented in upcoming BYs in the appropriate building(s) would result in reducing an appropriate building's annual electricity bill to an amount lower than the thresholds for a dedicated, standard or advanced electric meter. Budget packages submitted for ECMs that will result in removal of one or more buildings from the USACE list of appropriate buildings will be given priority. The Work Package Justification must specify that the budget package will result in elimination of one or more appropriate buildings from the USACE 5-year metering plan.

(5) Pay-Back. Budget packages with a simple payback of ten years or less will be given priority.

(6) Covered Facilities. Budget packages for new or recurring EISA 432 audits and energy and water efficiency at USACE Covered Facilities as listed in the current Sustainability OPORD, available at <https://team.usace.army.mil/sites/HQ/PDT/ecs/default.aspx>, will be given priority in the BY budget.

(7) Audit, SFB, and Commissioning Assessment-Identified Energy Conservation Measures (ECMs). Priority will be given to budget packages implementing ECMs, and other facility improvements identified through facility-level audits/commissioning assessments, and SFB assessments conducted by experienced professionals, for example, energy services contractors, utility companies, and appropriately trained and experienced DoD, Army, or USACE personnel.

c. Budget Submission and Data Requirements for Sustainability and Climate Change Resilience Work Packages.

(1) A supplementary data submittal is required for each BY Sustainability and Climate Change Resilience budget package to support the competitive evaluation and determination of conformance to the above guidance. For REC BL only, the supplementary data can be generated from CW-IFD and a supplemental sheet is not required. Each MSC must submit a BY Sustainability and Climate Change Resilience Budget Data Spreadsheet with all the recommended work packages no later than 45 days prior to MSC submission deadline of the budget data in CW-IFD. The submission date for this is EARLIER than the MSC submission data in CW-IFD.

(2) The packages in the spreadsheet will be evaluated by the HQUSACE sustainability manager (CECW-CO-N) and classified as either “acceptable” or “unacceptable”. Work packages classified as “acceptable” will be further evaluated to determine the Simple Payback and Savings to Investment Ratio. The additional data requirements are defined in the instructions for completing the BY Sustainability and Climate Change Resilience Budget Data Spreadsheet at https://team.usace.army.mil/sites/HQ/PDT/craft/Sustainability_Budget_Data_Spreadsheets/Forms/AllItems.aspx

(3) Packages not coded “EP”, assigned PFV F, and not submitted by the deadline for review by the HQ, will NOT be considered as a Sustainability or Climate Change Resilience work package.-

d. Ranking Sustainability and Climate Change Resilience Work Packages. According to OASA(CW) budget guidance, strong consideration will be given to funding the maximum amount of high-quality work packages supporting Executive Order 13834 that can be efficiently executed in the BY.

(1) Districts and MSCs can assign a low rank to Sustainability and Climate Change Resilience work packages and must submit them as part of the final 1-n ranked budget submission.

(2) HQ leadership will use the list of “acceptable” work packages and make the final decision on the appropriate Sustainability and Climate Change Resilience work packages to be prioritized within each funding level (ceiling, additional investments,

Chief's recommendation) based on USACE priorities, as well as OASA(CW) and OMB guidance.

(3) Packages classified as “unacceptable” will not be considered as Sustainability/Climate Change Resilience work. The Phase Activity and date for this is EARLIER than the MSC submission data for CW-IFD – it is accelerated from previous years.

D-5-10. Initial Appraisal Reports under Section 216. An initial appraisal report prepared under Section 216 of the Flood Control Act of 1970 which authorizes investigations for modification of completed projects or their operation when found advisable due to significantly changed physical or economic conditions and for improving the quality of the environment in the overall public interest should have its own work package. The cost of preparing the initial appraisal report is limited to \$20,000 and is entered as a separate work package. Following completion of the initial appraisal report, the Section 216 study process is the same as an investigations specifically authorized feasibility study and competes as a new start feasibility study. Information on this process can be found in Appendix B, Investigations (I) and Mississippi River and Tributaries (MR&T) Investigations.

D-5-11. Real Estate Disposition Activities. Real estate disposition reports to include, for example, supporting surveys and findings of suitability for transfer, should be prepared concurrent with the Disposition Director's Reports. Real estate disposition reports are completed through the Remaining Item for the "Disposition of Completed Projects" (see Appendix I, Remaining Items, I-2-7 b). The list of eligible projects is maintained by HQUSACE Civil Works Planning and Policy Division, CECW-P. Work packages for any follow-on efforts will be submitted as Specific Work not Commonly Performed.

D-5-12. Study-like Activities. There are several activities in the O&M program that are identified as “Study-like.” These study-like activities include, but are not limited to:

- Dredged Material Management Plans
- Dam Safety Modification Studies
- Dam Safety PEDs
- Major Rehabilitation Reports
- Deficiency Correction Reports
- Reallocation Studies
- Surplus Water Studies
- Water Control Manuals

- Master Plans
- Biological Opinions

Each work package must also be designated as a Specific Work Not Commonly Performed package, with the Prioritization Framework Value of “E,” the first year the package is requested; once funded, the Prioritization Framework Value would be “A.” Each package will also use the Phase Status code of “SC,” following the guidance in the Main EC, paragraph 12. The activities in this designation require different CCS Codes to distinguish them from other types of work on O&M projects. Each work package for this type of activity must use the corresponding CCS Code (if one is not explicitly listed in the CCS Activity listed in Table 6A- CCS Codes, use the “Other Report” CCS Code). Historic allocations and costs do not need to be transferred to the new CCS Codes, but all future requests and expenditures should be in the new CCS Codes. In addition, in the Work Package Justification field, include verbiage to indicate the “status” of the effort to be “Initiate”, “Continue”, or “Complete”, following the “Multi-year Activity” phrase if applicable.

D-5-13. Major Maintenance. Major maintenance is defined as a non-repetitive item of work or aggregated items of related work for which the total estimated cost exceeds \$8,000,000, and which does not qualify as Major Rehabilitation (for Major Rehabilitation, see the Construction Appendix C). This designation is not applicable to dredging and dredged material disposal facilities. The related items of work should include all items required to make the work effective for its desired purpose. Optional or casually related work which is not essential to the major maintenance item should be programmed, prioritized, and justified as a separate work package, or part of another work package, as appropriate.

Note: All Major Maintenance work packages must use phase activity code MM and have an approved Major Maintenance Report before it can be included in the budget submission. The Major Maintenance Report must include the specific intent of the effort and clearly define to what level the effort will restore performance. The report should give a brief background of the project, discussion of operational condition assessments, and discussion of the economic benefits of the project that captures alternatives and describes the risks and potential impacts if the Major Maintenance is not performed. The report should conclude with the preferred alternative, total cost, and time to completion. The report should be limited to no more than 10 pages. Typically, this effort should require no more than 1 year and \$250,000 to develop. Major Maintenance report work packages must also use the phase activity code MM.

D-5-14. Visitor Centers. Activities for operation and maintenance of visitor centers may be funded by any of the BLs which receive benefits and interpretation of their programs. For FY 2024, any BL funding visitor center work will include that work in a separate work package under their general WCC for operation or maintenance and utilize the Phase Activity Code “VC”. This applies to Class A visitor centers with 3-yr average

budget amounts over \$200,000 total costs across BLs. All packages created that support current levels of service will utilize Partial Mission, especially where a different BL is supporting visitor center services to offset funding traditionally provided by another BL. Prior to HQ ranking, USACE leadership will determine priority level funding amounts.

D-5-15. Water Management. Program typically includes three types of Engineering budget packages for Water Gauges (also referred to as Gages), Water Management (Quantity) and Water Management (Quality), under the applicable WCC. These can include all LOP (No, Partial and Full Mission) packages.

a. Water Gauge Packages: Packages will reflect the cost to operate and maintain water gauges for the specific project. In the Justification text field provide the number of gauges that are funded from the project, such as, Water Gauges: ##. To install new gauges a separate specific work not commonly performed (SWNCP) budget package needs to be created, as the Common O&M packages do not fund new requirements.

b. Water Management (Quantity): This includes District office costs from Engineering to provide oversight of Water Management (quantity) to include system updates, predictions and dam gate settings.

c. Water Management (Quality): This includes District office costs from Engineering for District water quality discussions and involvement. Packages submitted must first be assessed against Environmental Restoration and/or Stewardship BLs for any potential mission redundancies in package requests. Clear legal descriptions need to be provided in the Justification text field to aid in ranking and to support assignment to the correct BL.

D-5-16. Operational Technology and Cybersecurity. Operational Technology (OT) systems are the hardware and software dedicated to detecting and/or causing changes in physical processes through direct monitoring and control of physical devices to accomplish a specific mission in real time. OT is also known as control systems, industrial control systems, supervisory control and data acquisition (SCADA) systems, or cyber/physical systems, etc. Civil Works OT systems are an integral part of the Nation's critical infrastructure including hydropower, navigation locks, flood risk management structures, water supply, and environmental and stewardship facilities. Civil Works OT are also found in many USACE facilities that, while not directly supporting the national infrastructure, are vital for the mission of USACE itself. Examples include electronic security systems (ESS), heating, ventilation, and air conditioning (HVAC) systems, etc. This allows Projects to budget for lifecycle O&M for OT systems as well as the cybersecurity requirements for Civil Works OT. This also provides the ability to budget for procuring and maintaining OT network equipment and to obtain the necessary communication needs for OT functionality. All OT equipment must be vetted and approved by the USACE Cybersecurity Critical Infrastructure Cybersecurity Mandatory Center of Expertise (UCIC-MCX).

a. Prioritization of O&M Funded Infrastructure Operational Technology (OT) and Cybersecurity. O&M funded infrastructure OT and cybersecurity actions will be prioritized based on relative risk. Budgeted infrastructure OT and cybersecurity items consider three significant risk components: Interconnection capabilities of the OT system; OT system criticality to the overall BL; CIPR Potential Consequence Index (PCI) score. A higher standard of care is warranted for projects that are deemed of highest relative criticality. Care must be taken to properly budget using the existing WCC to allow accurate tracking of Common O&M and Specific Work Activity for infrastructure OT and cybersecurity budgeting and expenditures, severable from the overall project operating costs.

b. Budgeting for Infrastructure Operational Technology (OT) and Cybersecurity. OT life cycle management, OT cybersecurity, Authority to Operate (ATO) process, required OT certifications, test equipment, unique OT cybersecurity mitigation measures, continuous monitoring solutions, intrusion detection solutions, firewalls, switches, etc. as recommended by and vetted through the UCIC-MCX, will be budgeted to ensure appropriate OT O&M and cybersecurity risk mitigation.

c. Operational Technology and Cybersecurity Program Activities

(1) Only critical Common O&M infrastructure OT and cybersecurity activities to ensure USACE meets minimum fundamental security and protection standards as determined by the District Commander may be included under a No Mission or Partial Mission LOP. The District Commander recommendations will be provided through the District's Operations Chief to the FRM, Navigation Business (NAV) or HYD BLMs. OT and cybersecurity activities will be included as Common O&M under a Partial Mission LOP or Specific Work Activities as warranted. Priority and costs for the tasks vary for each project. Consequently, each District is responsible to develop program costs based upon their unique projects.

(2) Critical Common O&M activities may include the following as applicable:

(a) Lifecycle O&M. Includes all costs for engineering and design of Civil Works OT; acquiring and installing OT equipment; maintaining OT system equipment according to vendor specifications and lifecycle plan; procuring test equipment for completing regularly occurring OT maintenance; costs to refresh or replace OT system equipment at end-of-life and/or destruction.

- OT Software O&M. Includes all costs to purchase and update vendor software for all equipment; purchase and maintain all software licenses.

- OT Network Equipment O&M. Includes all costs to purchase, update, and refresh network equipment and to procure the communication means necessary to fully meet OT system requirements.

(b) Cybersecurity. Includes all costs for establishing and maintaining secure cyber

configurations on Civil Works OT systems and networks and ensuring OT system compliance to DoD, Army, and USACE cybersecurity directives and regulations.

- Authority to Operate. All costs associated with: Cybersecurity risk assessments; applying mandated National Institute of Standards and Technology (NIST) Risk Management Framework (RMF) cybersecurity controls to OT systems and networks; OT system authorization activities including costs associated with third party validation/assessment teams; activity to remediate/mitigate security vulnerabilities identified through assessments and documented in the Plan of Action and Milestones; the annual Federal Information Security Management Act (FISMA) audit and review.

- Cybersecurity Personnel. All costs associated with: Meeting DoD-mandated personnel requirements per system (minimum of two appointed people); DoD certification and training requirements for appointed cybersecurity roles; completing continual education requirements per certification; certification maintenance fees; additional training requirements as mandated by DoD, Army, or USACE; cybersecurity awareness and implementation training.

- Cybersecurity (ATO) Maintenance. All costs associated with: Regularly occurring tasks for cybersecurity personnel as required by implementing NIST Risk Management Framework, such as, quarterly testing and application of DISA Security Technical Implementation Guides (STIGs), regular testing and application of vendor security patches, quarterly updating antivirus software and definitions, quarterly review of system audit logs and account activity, etc.; configure test equipment used for OT maintenance to support cybersecurity testing.

- Network Cybersecurity. All costs associated with: Purchasing and maintaining host and network intrusion detection systems (IDS), switches, and firewalls; purchasing and maintaining the continuous monitoring solution for Civil Works OT; testing and updating network device software; regular review of device configurations; regular review of activity log.

- Unique OT Cybersecurity Mitigation Measures. All costs associated with procuring cyber devices and software as directed by UCIC-MCX in response to the changes in cyber threat landscape.

- Facility O&M for OT Systems. All costs associated for the O&M of facilities and/or secured areas within a facility where OT systems reside and operate to ensure the OT equipment is protected from external physical threats.

Sub Appendix D-6 O&M Work Category Codes

D-6-1. Budget Development Work Category Codes. The O&M budget development process reflects USACE compliance with the requirements of the Government Performance and Results Act of 1993 (GPRA). Therefore, the budget will be submitted in a form that reflects the primary business functions established for the O&M mission.

The WCCs are aligned within the primary BLs within the operation or maintenance areas. Reference the “Work Category Code Spreadsheet” for more information.

D-6-2. O&M Work Category Codes Matrixes. Table D-6-1 shows the Operation Work Category Code Matrix by BL and Table D-6-2 shows the Maintenance Work Category Code Matrix by BL.

**Table D-6-6.
Operation Work Category Code Matrix (by Business Line)**

| WCC | Navigation 601xx | Flood Risk Management 602xx | Hydropower 603xx | Environment 604xx | Recreation 605xx | Joint Activities 606xx | Water Supply 608xx |
|--------------|-----------------------------|--|-----------------------------|------------------------------|-----------------------------|-----------------------------------|-------------------------------|
| 60x10 | Operation | Operation | Operation | Operation | Operation | Operation | Operation |
| 60x20 | Studies & Surveys | Studies & Surveys | Studies & Surveys | Studies & Surveys | Studies & Surveys | Studies & Surveys | Studies & Surveys |
| 60x30 | Dam Safety | Dam Safety | Dam Safety | Dam Safety | Dam Safety | Dam Safety | Dam Safety |
| 60x40 | Water Management | Water Management | Water Management | Water Management | Water Management | Water Management | Water Management |
| 60x50 | Real Estate Management | Real Estate Management | Real Estate Management | Real Estate Management | Real Estate Management | Real Estate Management | Real Estate Management |
| 60x60 | Environmental Compliance | Environmental Compliance | Environmental Compliance | Environmental Compliance | Environmental Compliance | Environmental Compliance | Environmental Compliance |
| 60x70 | Reserved | Reserved | Reserved | Reserved | Reserved | Reserved | Reserved |
| 60x80 | Reserved | Reserved | Reserved | Reserved | Reserved | Reserved | Reserved |
| 60x90 | Facility Security | Facility Security | Facility Security | Facility Security | Facility Security | Facility Security | Facility Security |

**Table D-6-7.
Maintenance Work Category Code Matrix (by Business Line)**

| WCC | Navigation 611xx | Flood Risk Management 612xx | Hydropower 613xx | Environment 614xx | Recreation 615xx | Joint Activities 616xx | Water Supply 618xx |
|--------------|--------------------------------------|--|--------------------------------------|--------------------------------------|--------------------------------------|--------------------------------------|--------------------------------------|
| 61x10 | Maintenance excluding Dredging | Maintenance excluding Dredging | Maintenance excluding Dredging | Maintenance excluding Dredging | Maintenance excluding Dredging | Maintenance excluding Dredging | Maintenance excluding Dredging |
| 61x20 | Dredging | Dredging | Dredging | Dredging | Dredging | Dredging | Dredging |
| 61x30 | Dam Safety | Dam Safety | Dam Safety | Reserved | Reserved | Dam Safety | Reserved |
| 61x40 | Water Management Equipment | Water Management Equipment | Water Management Equipment | Water Management Equipment | Water Management Equipment | Water Management Equipment | Water Management Equipment |
| 61x50 | Real Estate | Real Estate | Real Estate | Real Estate | Real Estate | Real Estate | Real Estate |
| 61x60 | Environmental Compliance | Environmental Compliance | Environmental Compliance | Environmental Compliance | Environmental Compliance | Environmental Compliance | Environmental Compliance |
| 61x70 | Remaining O&M Major Rehabs | Reserved | Remaining O&M Major Rehabs | Reserved | Reserved | Reserved | Reserved |
| 61x80 | Reserved | Reserved | Reserved | Reserved | Reserved | Reserved | Reserved |
| 61x90 | Facility Security | Facility Security | Facility Security | Facility Security | Facility Security | Facility Security | Facility Security |

Sub Appendix D-7 Justification Sheets

D-7-1. Justification Sheets for O&M for Congressional Submission.

a. Justification Sheets (J-Sheets) will be formulated according to the MAIN part of this EC.

b. An automated process is used to generate the information for the O&M J-Sheets. The automated process generates information to complete J-Sheets for each O&M project. For O&M remaining items please refer to Appendix I, Remaining Items. Additional guidance may be provided as necessary.

c. To ensure accurate information is generated in the J-Sheets, several fields will require close attention in the work packages for budget requests in CW-IFD:

(1) Business Program. This field, in conjunction with the BL fields in Paragraph (5) below, will determine the individual BL dollar amount breakouts for the J-Sheet.

(2) Category-Class-Subclass Code. This field will determine if the work package will be included in the O&M J-Sheet or the HMTF J-Sheet. Therefore, it is important that the correct CCS code be selected for a work package. See Section D-2-6 for the appropriate CCS Code to use for funds derived from the HMTF.

(3) Work Category Code. This field will be used to determine the “O” and/or “M” amounts of a project’s total budget request for the BY. The “O” amount will reflect the total Work package Budget Request President of packages having WCCs that begin with “60”; the “M” amount will reflect the total Work package Budget Request President of packages having WCCs that begin with “61.”

(4) Narrative Fields:

(a) The Project Authorization and Project Description fields must be populated from the latest approved J-Sheet. If data inaccuracies are found in these fields, changes will be coordinated through the MSC CWID Chief to the HQ account manager. The HQ account manager will coordinate the changes with OASA(CW) and will update CW-IFD only after receiving approval from OASA(CW). Changes to Project Authorization will require Legal certification that the change being requested is accurate and is replacing an inaccurate authorization.

(b) Standard statements are required in the BL narrative fields for the J-Sheets. These standard statements are provided by the HQUSACE O&M Account Manager. The statements group Common O&M with Commonly Performed Specific Work as “commonly performed O&M.” Specific Work not Commonly Performed packages are listed separately as one sentence. The below Table D-7-1 is provided to assist in

determining which sentence the package should be listed within:

**Table D-7-1.
J-Sheet Standard Statement Matrix**

| Category | Phase | Level of Performance | Sentence |
|--------------------------------------|----------------|--|--|
| Common O&M | PA AT LE | No Mission (NM) Partial Mission (PartM) Full Mission (FullM) | Funds will be used for commonly performed O&M work. |
| Commonly Performed Specific Work | SW | No Mission (NM) Partial Mission (PartM) Full Mission (FullM) | Use sentence above and add "including..." followed by one or more applicable items from these four: dredging, surveys, inspections, and assessments. |
| Specific Work not Commonly Performed | SW | Specific Work not Commonly Performed (SWNCP) | Funds will also be used for specific work activities including... |

(5) President's Budget Rank along with Budget Request President and the distribution of that amount to the different BLs (EN Budget Request President, FRM Budget Request President, etc.). These fields will not be populated until the President's Budget packages are determined. The distributions to the different BLs will be automatically populated based on the authorized purposes of the project.

(6) Other fields the automated process will use: Appropriation; Fiscal Yr.; Program Name; MSC; and District.

d. Each unique program code will generate a unique J-Sheet. The only exceptions are Remaining Items and paragraph e. below.

e. Justification sheets for National Programs or activities, such as, Inspection of Completed Works, Scheduling Reservoir Activities, Surveillance of Northern Boundary Waters, and Project Condition Surveys will be prepared by HQUSACE. USACE intends to continue to submit the Chief's Recommendation for National Programs as work packages under the states as they have been historically funded. Beginning in FY20 and for the foreseeable future OASA(CW) and OMB are supporting the National Programs as a Remaining Item not to be listed under the states. Therefore, the J-Sheets will need to follow the format provided in the Remaining Items Appendix I. The HQUSACE O&M Account Manager will coordinate with the BLMs and prepare the

National Programs J-Sheets. If the proponent is an MSC, that MSC will prepare the J-Sheet. See Table D-7-2 for a list of all the National program J-Sheets and a list of the HQ and MSC proponents.

**Table D-7-2.
Matrix of the National Program J-Sheets Proponents**

| BUSINESS LINE | NATIONAL PROGRAM J-SHEETS | HQ OR MSC PROPONENTS |
|-------------------------------|--|-----------------------------|
| Flood Risk Management | Inspection of Completed Works | CECW-ID |
| | Surveillance of Northern Boundary Waters | CECW-ID |
| | Scheduling Reservoir Operations | CECW-ID |
| | MR&T Inspection of Completed Works | MVD |
| Navigation | Project Condition Surveys | Navigation |
| Aquatic Ecosystem Restoration | Inspection of Completed Environmental Projects | Planning |

Appendix E Expenses

E-1. Appropriation Title. Expenses 96-3124.

E-2. Purpose. This appendix provides guidance for the formulation of the FY22, FY23 and FY24 Expense (E) Program for the HQUSACE, MSCs, and other command and control support activities. The FY22 program will undergo the same Program Management Advisory Committee (PMAC) validation process used in previous years. The results of the FY22 PMAC validation will be used as the basis for recommending funding allocation to the Headquarters Priority Group (HPG) and the Senior Program Budget Advisory Committee (SPBAC). The FY23/24 data will be used for the development of the Expenses programs to OMB.

Per OMB guidance, the CW Initiatives will be submitted for budget consideration.

E-3. Program Objective. The Expenses appropriation provides funding for the Executive Direction and Management (ED&M) of the Civil Works Budget (CWB). It supports the program development, defense, and execution of the Civil Works Program (CWP) and funds the salary/support costs of senior leadership that provides oversight and execution of the mission of the CWP via five key functions which include Command and Control (CC), Policy Guidance, Program Management, National/Regional Interface, and Quality Assurance.

a. The five (5) functions of ED&M are explained in detail below:

(1) Command and Control - Exercise of command and control of USACE CWP operations.

(2) Policy and Guidance - Development, coordination and issuance of policy and guidance that will guide headquarters, regional, and field operations.

(3) Program Management - Development, defense, and execution of the CWP.

(4) National and Regional Level Coordination - Coordination with the Administration, federal and state agencies, national stakeholders, and other interest groups to facilitate development of program policy and guidance and efficient execution of the CWP.

(5) Quality Assurance - Assurance that the CWP is being executed according to law, policy and guidance.

b. The Expenses appropriation is aligned with all the National priorities/goals that guide, inform, and shape the CWP priorities and goals. USACE completed a manpower survey in FY11. The survey validated a requirement of 980 Full Time Equivalents (FTE) to provide for optimum, efficient, and effective accomplishment of the CW mission. The Command is scheduled to review these requirements to determine where to align the

requirements and request funding accordingly.

c. In direct support of the five functions, the Expenses appropriation pays for two categories of requirements and they are “labor” and “non-labor”.

(1) Labor consists of civilian pay.

(2) Within the non-labor category, there are two categories or bins -- “mandatory” and “operational” and they are further broken down by common (work done by all offices) and unique (work done by only some offices). Examples of mandatory non-civilian pay requirements are rent, utilities, military officers’ salary reimbursed to Army, enterprise reimbursable accounts, previously termed fee for service (Defense Finance and Accounting Service (DFAS), USACE Finance Center (UFC), Civilian Personnel Advisory Center (CPAC)/Civilian Personnel Operations Center (CPOC) bills), and EEO settlements. Examples of operational requirements are travel, training, supplies, printing and office equipment. The Expenses program executes 70-75 percent labor and 25 percent non-labor requirements. Twenty percent of the non-labor requirements are mandatory, and 5 percent are operational. Although the 11 May 2012, OMB M 12-12 guidance expired, the SPBAC did not impose a ceiling on travel however, the expectation is that Commands will continue to remain conscientious in the execution of travel.

d. Support activities outside of the headquarters are accomplished by:

(1) Eight Major Subordinate Commands.

(2) Institute for Water Resources (IWR) - provides forward-looking analysis and research in development of planning methodologies for the CWP.

(3) Humphreys Engineer Center Support Activity (HECSA) - provides administrative and operational support to HQUSACE for the CWP.

(4) Engineering Research and Development Center - conducts research and development as support of the CWP.

(5) USACE Finance Center - providing finance & accounting support for the CWP.

(6) Army Corps of Engineers - Information Technology (ACE-IT) - provides corporate information management support to HQUSACE for the CWP; and

(7) USACE Logistics Activity - provides logistics support to HQUSACE for the CWP.

e. Program and Financing. The Expenses Program will be developed for the accomplishment of the program objective by HQUSACE, MSCs, and other USACE command and control support activities. The Expenses Program will reflect any carry-over from prior fiscal years in the USACE Consolidated Command Guidance (CCG),

the Command Priorities and Budget Guidance, as well as any new initiatives approved by the Chief of Engineers' and/or directed by the ASA(CW)/OMB/Congress. Further, program formulation for FY22/23/24 will be developed based on guidance issued by HQ Resource Management. FY23 and FY24 will be used for formulation and program development. Resource Management will publish an official data call with suspense and definitive guidance for the 3-year requirements. The instructions from the data call will be used to complete the spreadsheet at Illustration E.1. Additionally, between now and the time of the PMAC, RM will work with CW to gain an understanding of the CW priorities so that our validated requirements accurately reflect leadership's priorities.

f. Labor Requirements and Funding.

(1) Labor Requirements. The BY22 estimates of labor requirements will reflect the most efficient utilization of personnel necessary to achieve the program objective. Staffing will be at the allocated level that is published in the CCG and the manpower attachment to the data call. Labor estimates for BY22 will be at the allocated level of 911 and BY+1(BY22) will also be at the allocated and required level of 911 FTEs.

(2) Labor Funding. Funding requests for BY will include base labor cost as of the current pay rate, plus projected inflation rates. The rates will reflect national, and locality pay raises, plus any agency contributions for employee benefits. The rate for overtime will be issued in the annual budget data call memorandum. In preparing estimates for overtime, overtime will be analyzed to ensure usage is prudent and efficient. All reasonable alternatives to overtime usage will be explored, such as, flexible scheduling. Ensure that approval authority, monitoring, and audit procedures are in place to avoid overtime abuse.

Total labor funding requirements include locality, cost of living allowance (COLA), overtime, awards and estimated pay raises. Labor funding is provided for authorized/allocated FTE. Funding is fenced. Hire lag funding can be used to support details and developmental assignments related to unfilled vacancies, PCS, and costs for the Student Educational Employment Program.

(3) Non-labor Requirements and Funding. Costs for military/uniformed officers are executed as a non-labor expense, as we are not directly paying labor, instead, we are reimbursing DA. Costs for Expenses-funded military/uniformed-officers will be based on the DOD Military Personnel Composite Standard Pay and Reimbursement Rate schedule. All other non-labor requirements will be submitted as reflected in Figure E-1. Non-labor requirements are separated into Mandatory and Operational. Specific guidance on how to budget for non-labor requirements, such as, travel, training, AIS costs will be outlined in the annual budget data call memorandum.

E-4. Supporting Data. The BY Expenses budget submission will be comprised of requirement budget build, specific FTE by name and salary, and details on contractual support to include justification by object class for all labor and non-labor costs. The FY22 program will undergo the same Program Management Advisory Committee

(PMAC) validation process used in previous years. The results of the FY22 PMAC validation will be used as the basis for recommending funding allocation to the Headquarters Priority Group (HPG) and the Senior Program Budget Advisory Committee (SPBAC). The FY23/24 data will be used for the development of the Expenses programs to OMB.

E-5. Submission Requirements. Submit by electronic mail to Corps of Engineers Resource Management, Budget Integration Branch (CERM-BI), ED&M CoP SharePoint Site with your budget supporting data as previously described. The Budget Guidance memorandum will outline suspense dates. Each MSC/FOA must load their approved Budgets in the CEFM Operating Budget Module, NLT 30 September, per to the start of the new Fiscal Year. If there are any problems complying with these submission requirements, e-mail your concerns to CERM-BI.

E-6. Prior Years Funds. This section is discussed in the FY22 Execution EC.

| Executive Direction & Management (ED&M) | | | | | | | | |
|---|---|--------|-----------------------|-----------------------|----------------------------|---------------|--------------|---------------|
| RQMTS Summary (\$000) | | | | | | | | |
| DETAIL INFO | | | | | | | | |
| O/C | TITLE | HQ OPS | | | | | | |
| | | GE | E3RE 437018 OMA | AMHA 437098 OMA | XMGI 437098.F0 B OMA | 437057 OMA | TOTAL OMA | TOTAL ED&M |
| 11.1 | Personnel Comp Full-time Permanent (FTP) | | | | | | | |
| 11.5 | Other Personnel Compensation - Overtime | | | | | | | |
| 11.5 | Other Personnel Compensation - Awards | | | | | | | |
| 11.5 | Other Personnel Compensation - SES Awards | | | | | | | |
| 12.1 | Civilian Personnel Benefits | | | | | | | |
| | Total Civilian Compensation | 0 | 0 | 0 | 0 | 0 | 0 | 0 |
| | FTE Authorized Allocation | | | | | | | |
| | Other FTE Authorization (#) | | | | | | | |
| 25.0 | Military Officer's Pay (Encl 7 - Uniformed Pay) | | | | | | | |
| | Total Military Compensation | 0 | 0 | 0 | 0 | 0 | 0 | 0 |
| | Total Military Personnel Support (#) | | | | | | | |
| 23.1 | Rental Payments to GSA (OMA paid by QDPW) | | | | | | | 0 |
| 23.1 | Security (HQ pays OMA) | | | | | | | 0 |
| 23.2 | Rental Payments to Others (non GSA)/O&M of Facility | | | | | | | 0 |
| 23.3 | Utilities & Misc Charges (Explain) | | | | | | | 0 |
| 23.3 | CASU/NISH Mailroom Contract (OTHCONSVC) | | | | | | | 0 |
| 23.3 | Communication (GSA - Landline Telephone) | | | | | | | 0 |
| 25.3 | UFC Support | | | | | | | 0 |
| 25.3 | DFAS Payroll Support | | | | | | | 0 |
| 25.3 | AIS | | | | | | | 0 |
| 25.3 | CFO Audit | | | | | | | 0 |
| 25.3 | PRIP Payback | | | | | | | 0 |
| 25.3 | ESBL (ACE-IMIT/GF) | | | | | | | 0 |
| 25.3 | Computer Refresh | | | | | | | 0 |
| 25.3 | LOG HPO/ULA Support | | | | | | | 0 |
| 25.3 | CPOC/CPAC Support (Only Expense funding) | | | | | | | 0 |
| 25.3 | Health/EAP/AED | | | | | | | 0 |
| 25.3 | DEERS Contract Support HEC/GAO | | | | | | | 0 |
| 25.3 | Armed Services Board of Contract Appeals (ASBCA) | | | | | | | 0 |
| 25.3 | Seat Management Nationalized (HQ only) | | | | | | | 0 |
| 25.3 | Operating Support purchased from Districts (RE/PCS - BALT DIST) | | | | | | | 0 |
| 25.3 | Operating Support purchased from Districts (Admin fee - labor to HECSA) | | | | | | | 0 |
| 25.3 | Other Purchase of Goods & Services from Gov't Accts (GAO Fitness Memberships) | | | | | | | 0 |
| 25.3 | HQ Command Directed Initiatives (Technical Direct Order - TDO) | | | | | | | 0 |
| 25.3 | HQ Command Directed Initiatives (Task Management Tool - TMT) | | | | | | | 0 |
| 25.3 | HQ Command Directed Initiatives (Motorpool) | | | | | | | 0 |
| 25.3 | Operating Supt purchased from Districts (Explain) | | | | | | | 0 |
| 25.3 | HQ Command Directed Initiatives (Explain) | | | | | | | 0 |
| 25.3 | USACE Enterprise Account Initiatives (HQ) | | | | | | | 0 |
| | Sub-Total Mandatory Funds | 0 | 0 | 0 | 0 | 0 | 0 | 0 |
| | TOTAL Mandatory/inc MILPAY | 0 | 0 | 0 | 0 | 0 | 0 | 0 |
| | TOTAL MANDATORY FUNDS | 0 | 0 | 0 | 0 | 0 | 0 | 0 |
| 21.0 | Travel/Transportation of Persons (Civilian) | | | | | | | 0 |
| 25 | Motor Vehicles (COMVEH, CORP, GSAVEH) | | | | | | | 0 |
| 25.0 | Organizational IT Requirements (OSBL) | | | | | | | 0 |
| 25.2 | Command Directed Initiatives (Explain) | | | | | | | 0 |
| 25.2 | Strategic Initiatives (Explain) | | | | | | | 0 |
| 25.2 | Other Unique Missions (Explain) | | | | | | | 0 |
| 25.2 | Training | | | | | | | 0 |
| 25.3 | Technical Support Purchased from Districts (Explain) | | | | | | | 0 |
| 25.3 | Union Activity, Local Agreements | | | | | | | 0 |
| 25.3 | Division Airplane | | | | | | | 0 |
| 25.3 | Oth Purchase of Goods&Services f/Gov't Accts (Explain) | | | | | | | 0 |
| 25.4 | Operation & Maintenance of Facilities (Explain) | | | | | | | 0 |
| 25.7 | PC, Equipment &Software Maintenance (Explain) | | | | | | | 0 |
| 26 | Library Subscriptions & Services (Publications) | | | | | | | 0 |
| 26 | Supplies and Materials | | | | | | | 0 |
| 31.0 | Equipment/Furniture | | | | | | | 0 |
| | Total Discretionary Costs | 0 | 0 | 0 | 0 | 0 | 0 | 0 |
| | Grand Total | 0 | 0 | 0 | 0 | 0 | 0 | 0 |

Figure E-1. Non-Labor Requirements

Appendix F Regulatory

F-1. Background. The mission of the Regulatory Program is to protect the Nation's aquatic resources and navigable capacity while allowing reasonable development through fair and balanced decisions. The Corps regulates the discharge of dredged and/or fill material into waters of the U.S, including wetlands, and work in or affecting navigable waters of the U.S. This responsibility is mandated by Section 404 of the Clean Water Act (CWA), Sections 9 and 10 of the Rivers and Harbors Act of 1899 (RHA), and Section 103 of the Marine Protection, Research, and Sanctuaries Act (MPRSA). In FY 2021, the Corps Regulatory Program reviewed over 62,000 actions and has issued/verified over 42,700, permits for projects that impact waters of the U.S. The end state of the Regulatory Program is to issue balanced, timely, and transparent regulatory decisions that are rooted in sound science and compliant with applicable laws.

Regulatory decision-making is more than processing paperwork and takes more than numbers of people. Recruiting, retaining, and maintaining a competent, well-trained, and well-equipped workforce is essential to supporting a strong, balanced, and efficient Regulatory Program that serves the needs of all stakeholders. The evaluation and decision-making process requires current data, science, and technology to ensure defensible, efficient, and transparent decisions.

In 2017 Regulatory HQ realized historical performance metrics did not adequately or fully capture resource expenditures associated with the current Program complexities, requirements, and needs. Historical metrics were replaced with new “Mission Success Criteria” meant to represent a balanced program and reflect the additional responsibilities of Regulators beyond issuing and verifying permits.

In the last 10 years, the Program has been subject to numerous major lawsuits and court rulings, resulting in national level implications and increasing the complexity of the program. Within the last year alone, several key changes occurred that have affected the Corps' Regulatory Program, including a revised definition for waters of the U.S, modifications to the National Environmental Policy Act (NEPA) regulations, a new rule for water quality procedures under Section 401 of the Clean Water Act, and Nationwide Permit renewal. These substantive changes combined with the ongoing COVID pandemic resulted in attempts to retool the National Regulatory programs to consistently meet our mission goals. Training & effective communication are critical to keep regulators the public abreast of program changes. Retaining trained regulators is critical for the execution of the mission and for optimum service to the public. In addition, wetland and stream science and virtual information & tools continue to develop. Further investments are necessary to keep the program paired with the available and sound science and technology. Also, in the current era where information is expected to be readily available, the program is facing growing demands for updated and accessible databases to serve information immediately to applicants, agencies, and the general public. Furthermore, as demonstrated by the number of national level

lawsuits, congressional inquiries and FOIA requests, the program continues to be closely scrutinized by all stakeholders. Efforts to report mission success should focus on accomplishing the mission while maintaining the integrity of the program consistent with the regulatory requirements and applicable laws.

There are substantial training, science/technology, and human resource needs in Districts for regulators to effectively execute the Program. We continue to lose technical staff in a competitive labor market to better paying and less stressful jobs, perpetuating our recruitment and retention challenges; the public continues to have high expectations on availability of up-to-date information and timelines for permit decisions; and the Regulatory Program continues to get challenged in court. In FY 2020, the Regulatory Program was “green” in only 3 of 12 targets and in FY2021, only 3 of 10 targets were “green” (final data for remaining 2 targets is pending currently).

F-2. Objectives. The goal of this annex is to provide guidance to districts to request funds through their Division Regulatory Program Manager to execute the Regulatory Program mission as determined by labor and non-labor costs associated with specific levels of national Mission Success Criteria. The Regulatory Program goals and Mission Success Criteria are provided below in Table F-1, “Regulatory Goals and Mission Success Criteria.” The criteria were developed to link the Regulatory budget to performance and necessary labor and non-labor expenditures that would help advance the Regulatory end state and provide a balanced program. Based on the national budget priorities, the Corps will provide funds to administer the program. The targets for each of the Mission Success Criteria are designed to help assess Program performance based on available funding and to support the delivery of a balanced program to the regulated public. For example, the percent of General Permits (GP) issued in 60 days would be an indication of the timeliness of the permit evaluation process. GPs are intended to streamline the authorization process for activities that will result in no more than minimal individual and cumulative adverse environmental effects. Therefore, GPs provide an incentive for project proponents to minimize impacts to waters of the United States, including wetlands to qualify for the more efficient GP verification process. Higher target percentages for this specific Mission Success Criterion, Criterion 3.1 in Table F-1, would provide direction that resources should be prioritized to ensure more GP verifications are completed in a timely manner. Targets are based on a color scale (green, amber, red, blue), and while the goal is to be meet the targets and be “green”, in a budget-constrained environment that may not be possible. Amber, red, and blue ratings do not always carry negative connotations but are indicators of an imbalance in the overall delivery of the Program (for example, training gaps, staffing/effort reallocation needs, public outreach needs). Targets should be assessed regularly in order to make necessary changes to address any imbalances.

In addition to funding staff to meet Mission Success Criteria, the Regulatory Program also requires funds to build a capable, well -trained, and well-equipped workforce to advance the Regulatory end state and be able to provide a consistent level of service to the public and protection to aquatic resources across the country. A portion of all Regulatory funding is utilized for enterprise-level initiatives that provide regulators in all

38 districts with the information, science, training, and technology they need to efficiently and effectively execute the mission. Initiatives are organized along four Lines of Effort (LOEs): Science and Technology Initiatives; Technical and Leadership Training; Program Efficiencies; and Transparency. These LOEs support the six conceptual Regulatory pillars: transparency, program efficiencies, training and development, science and technology, strong leaders, and knowledge management. Headquarters will continue to work together with districts/divisions to deliver a Regulatory Program that is aligned with the national goals noted above.

**Table F-1.
Mission Success Criteria**

| Mission Success Criteria | |
|---|---|
| Mission Goal | Success Criteria (w/ Targets) |
| 1. Transparent Practices and Engagements with applicants/consultants and stakeholders | 1.1 Conduct outreach to applicants and stakeholders conducive to effective regulatory reviews 1.2 Maintain ORM 2 (Operations and Maintenance Business Information Link Regulatory Module) public-facing page |
| 2. Regulatory Development Program (RDP) | 2.1 New hires successfully complete online New Project Manager Development within 4 months of EOD. 2.2 Existing staff complete 15 hours of Continuing Development in the FY. |
| 3. Timely permit decisions | 3.1 General Permits (GPs) verified in 60 days or less 3.2 Individual Permits (IPs) issued in 120 days or less |
| 4. An effective compliance program | 4.1 Perform strategic compliance inspections for issued general permits and individual permits. 4.2 Strategic resolution of non-compliance and unauthorized activities and enforcement actions. |
| 5. Third Party Mitigation Evaluation, including Mitigation banks and In-Lieu Fee (ILF) Programs | 5.1 Third-party mitigation instrument decisions reached within 550 days or less. |

F-3. Activities. The program has historically categorized, allocated, and expended funds within the categories outlined in Table F-2 below:

**Table F-2.
Categories of Work Within Regulatory**

| | | |
|--|-----|--------|
| Permit Evaluation | 100 | 008204 |
| Enforcement and Resolution | 210 | 008205 |
| Studies/Support of Enterprise Initiatives | 300 | 088890 |
| Other Regulations | 400 | 008207 |
| Environmental Impact Statements (EIS) | 500 | 088870 |
| Administrative Appeals | 600 | 013579 |
| Compliance of Authorized activities and mitigation | 800 | 010688 |

This categorization allows the districts to distribute funds into particular categories and track utilization. These accounts also provide information on the effectiveness of the

program within each of the categories.

F-4. Mission Success Criteria. The Regulatory Mission Success Criteria measure the program effectiveness. These criteria will also help inform progress for the USACE Campaign Plan and Civil Works Strategic Plan. We have worked within the Regulatory Community of Practice to develop new criteria to serve as better indicators of Program performance based on the current Program challenges and needs and the goal of delivering a balanced program to the regulated public. These criteria, as shown in Table F-1 have been tested in FY2018, calibrated in FY2019, with the exception of Mission Goal 2 (Regulatory Development Program rollout delayed), and approved by OMB and first implemented in FY2020.

F-5. General Submission Guidance. Financial data will be entered into the P2 Program under “REG” as the primary Business Line (BL) until use of P2 is discontinued or replaced with another system. A separate (inactive) Budget Work Breakdown Structure (WBS) should be added, and the funds scheduled must reflect the requested resource needed for funding full-time equivalents (FTE) and also the non-labor items that will be requested to achieve success levels outlined in paragraph F-9 of this appendix. Regulatory Division Program Managers should ensure that submissions reflect uniform and consistent levels of work effort among the districts and those submissions accurately reflect the required level of service. Divisions should include a Level 1 Regulatory activity to cover costs associated with only the execution of administrative appeals program, which typically should not exceed \$200,000, unless additional funds are requested for areas with high locality pay or other extenuating factors [for example, step increases, need for additional field reviews, assistance to HQ, high travel costs to support any appeals in other divisions that do not have a Review Officer (RO)].

F-6. Types of Activities (Projects) and Work Functions. Resource needs under the Regulatory appropriation can be submitted for up to seven activities, as outlined in Table F-2. The seven Regulatory activities are Permit Evaluation-100, Enforcement-210, Studies/Support of National Initiatives-300, Other Regulations-400, EIS-500, Administrative Appeals-600, and Compliance- 800, Resources can be further identified according to P2 Resource codes and are at the discretion of the individual districts.

F-7. Definition of Activity (Project) Categories.

a. Permit Evaluation (100). Includes all costs related to the review and evaluation of permit applications under Sections 9 and 10 of the RHA, Section 103 of the MPRSA, and Section 404 of the CWA, as well as environmental assessments supporting this review. Cultural resource investigations, jurisdictional determinations, public hearings, and other activities related to application evaluation are included, as are general permit development and consideration of activities under GPs. Mission Success Criteria 1.2, 3.1, and 3.2 will be assessed out of this activity.

b. Enforcement (210). Includes all costs related to those activities associated with unauthorized activities and jurisdictional determinations related to enforcement actions,

ground and aerial surveillance, and follow-up on violations. Mission Success Criterion 4.2 will be assessed out of this activity.

c. Studies and Support of Enterprise Level Initiatives (300). Includes all costs related to support the Regulatory LOEs, including studies, science, technology, development of leadership and technical training, ORM2 data entry initiatives, knowledge management, and District/Division programmatic initiatives to increase program efficiencies. Some examples include supplemental jurisdiction assistance (for example, ERDC assistance; actual jurisdictional determinations are included under permit evaluation), mapping/GIS efforts, wetland studies, shoreline inventories, navigation studies, database development, virtual tools, equipment for collection of data for environmental databases, funding slated to increase transparency or technical competencies. Resource requests must be grouped by an identified and defined specific study/initiative. Studies/initiatives must be justified and approved by HQUSACE prior to allocation or expenditure. This will ensure district initiatives align with national level goals, objectives, and priorities and will advance the Regulatory desired end state. Science and Technology studies will be submitted via the Statement of Need process outlined in the ERDC and IWR Guidance Memos. Funding moved to/from this account requires HQUSACE approval. These costs should be included in Table F-5.

d. Other Regulations (400). Includes all costs related to administration of the miscellaneous regulations, such as, danger zones and restricted areas. Security concerns may require a need for funds for administration of restricted areas and danger zones.

e. Environmental Impact Statements (500). Includes all costs associated with the preparation of EISs where the Corps is the NEPA lead or co-lead. In most cases, the Corps cost is for labor to review and manage the EIS and to complete the Record of Decision, with the permit applicant(s) providing the project information/data and paying for the third-party contractor that develops the EIS for the Corps. If an EIS is to be prepared without the use of a third-party contractor (such as, done in-house), HQUSACE must approve. Resource requests for all EISs (whether in-house or third-party contractor) will be described and grouped by type. Any new project specific EISs will be resourced under the district Regulatory organization codes. Resource requests for programmatic EISs may require support from other offices in the district, and those organization codes should be included. All EISs must be identified as either ongoing or projected, and the likelihood of the EIS being required should be indicated (represented as a percentage). Any reprogramming requests to/from this account require HQUSACE approval. These costs should be included in Table F-4. No resource request for any EIS may be submitted where the EIS is not specifically identified. Costs for all EISs may be submitted at Level 1 and 2 if the EIS is ongoing or a determination has been made it will be undertaken in the current budget year. When there has been a preliminary decision that an EIS will likely be needed, the information should be placed in Funding Level 2 of Table F-4 and ranked below any request tied to performance.

Note: Current NEPA regs at 40 CFR 1502.11(g) requires the lead agency to track costs of DEIS and FEIS development, at a minimum. Specifically, it says: "...(g) For the final

environmental impact statement, the estimated total cost to prepare both the draft and final environmental impact statement, including the costs of agency full-time equivalent (FTE) personnel hours, contractor costs, and other direct costs. If practicable and noted where not practicable, agencies also should include costs incurred by cooperating and participating agencies, applicants, and contractors.” Districts can refer to the tracking methodology guidance that was previously issued for EO 13807, as it has not changed since revocation of the EO.

f. Administrative Appeals (600). At the division level, the Administrative Appeals request should reflect costs to support work undertaken by the Division Engineer designated Appeal RO. Costs should include travel, training, and related costs incurred during the execution of the Administrative Appeals Program only and generally should not exceed \$200,000, unless extenuating circumstances exist (see section F-5 of this Appendix). At the District level, the Administrative Appeals request should reflect costs for performing work to prepare the administrative records for submittal to the RO, participation in appeal meetings, conferences, site investigations, and/or other duties in support of the division appeals program. District work associated with the review and evaluation of a permit or jurisdictional determination as a result of a RO remand should be accounted for in the Permit Evaluation activity category.

g. Compliance (800). Includes all costs related to compliance inspections of Department of the Army (DA) permits for authorized work and resolution of construction activities not in compliance with DA permits. Only a percentage of all permit authorizations, compensatory mitigation (including mitigation banks, in-lieu fee programs, and site-specific mitigation), and non-compliance actions are reviewed each year. This category includes costs associated with site inspections, review of compensatory mitigation monitoring reports and mitigation bank ledgers, and resolution of non-compliance actions found as a result of inspections, as well as administrative civil penalties for non-compliance. Mission Success Criteria 4.1 will be assessed out of this activity.

F-8. Definition of Resources.

Note: For questions about direct and overhead charging, please refer to your Resource Management (RM) Team.

a. Labor. Fully burdened labor costs required to pay salaries and benefits of personnel (except contracted personnel) and normal office operational costs to support these personnel according to the service provided at each level (such as, only manpower and costs related to manpower necessary to meet the mission success criteria should be included at that level). Labor will be entered according to organization code (Regulatory and support to Regulatory by all other district elements). Items to include are overhead costs not separately charged under another P2 resource code. Examples of items that are separately charged under other P2 resource codes include rent, utilities, communications, information technology, travel, training, reproduction, and supplies.

(1) Support Labor Costs are defined as any organization providing technical assistance, legal assistance, or other assistance not supervisory or administrative in nature to the Regulatory office.

(2) Administrative Labor costs are defined as any direct labor cost for organizations that charge labor for supervision, management, or oversight of the Regulatory office.

b. Vehicle Costs (GSAVEH). All projected vehicle costs to perform work at the identified activity level.

c. Printing (PRINTING or ENTPRINT). All printing costs associated with the identified activity level. It is envisioned that these costs will decrease in the future with the increase in paperless initiatives.

d. Other contractual services (OTHCONSV). Any contractual services required at the identified activity level. All mission support type contracts must be listed (new or renewal of existing contracts). Examples of work to be shown are aerial photography, inspection contracts, cost-sharing agreements with states or other Federal agencies, contractual personnel, and data gathering contracts. Large contracts or those that span multiple FYs will require MSC approval prior to award.

e. Travel (TRAVEL). All direct-charged travel costs required to meet goals of identified activity level.

f. Any other appropriate P2 resource code required to meet stated Regulatory Program goals. Resources will be entered at the appropriate activity and funding level. Districts should not schedule funds for resources the program would typically not incur (for example, AE contracts, construction placement, and land acquisition).

g. Data Acquisition Costs. Costs associated with the acquisition of data in support of watershed level analyses, inclusion in CorpsMap2 (or latest version) or ORM2. Districts should consider submitting line-item level 2 budget requests for priority data acquisition (beyond that provided by HQ and other sources) if it is determined to be critical for analysis of project impacts, cumulative impacts, and mitigation within targeted watersheds. Requests for acquisition of data should be part of the non-labor costs in Table F-3 and identified under the corresponding level 2 initiative(s) in Table F-5.

h. Other supporting costs for program implementation including field equipment and supplies and automated devices.

F-9. Funding Levels. District Regulatory resource requirements should be submitted in three funding levels. Each level must include a scheduled breakdown of all costs associated with the Regulatory Program operating budget. This will include a breakout of costs based on FTEs utilization in Regulatory, FTE utilization in support of Regulatory from other offices (for example, Office of Counsel), and any administrative FTE utilization. Additionally, each level must include any non-labor costs that are separate

from the General and Administrative Overhead (G&A). As part of each funding level, districts will also be required to report the expected effective rate, indirect rate (DOH), and G&A rate that will be applied to the aforementioned FTE utilization. Costs to support all activity categories can be combined provided that no more than 25 percent of the total request is resourced for the Compliance (800) and Enforcement (210) responsibilities collectively.

a. Funding level 1. The level 1 funding package is designed to sustain operations at the current FY baseline funding level. Resource requests should be submitted detailing the breakout of FTEs utilization in Regulatory, FTE utilization in support to Regulatory from other BLs, and any administrative FTE utilization. Essential Non-labor costs should also be included in the request. This equates to funding that you have. For example, if you currently have 18 staff onboard, include those 18 staff on Funding Level 1 table, A column has been added to Table F-3 reflecting the number of staff within that 18, for example, that are not sustainable in FY+2.

b. Funding Level 2. The level 2 funding package was designed to provide a balanced, operational program that will meet ALL the mission success criteria in Table F-1. This equates to the funding that you honestly need to deliver a balanced program.

c. Funding Level 3. The level 3 funding package was designed to represent the fully funded program, meeting ALL the mission success criteria and any additional, non-mandatory requests to enhance the program. Level 3 requests may include activities or initiatives, not directly contributing to meeting the mission success criteria but in support of the Regulatory Program (for example, studies, Programmatic EIS) and Action 2c2 of the USACE Campaign Plan, which is to “effectively execute the Regulatory Program”. This equates to the funding that you want, recognizing funding at this level is unlikely, but costs do need to be quantified.

F-10. Scheduling. All scheduling for Regulatory labor will ultimately result in the estimation of FTEs and other expenditures at each funding level and should be broken out by BL providing support to the program. IMPORTANT: In order to ensure that labor requests are considered, districts should be certain that the appropriate number of FTEs (both Regulatory and non-Regulatory) are reflected in the appropriate Primary BL (REG) in P2.

Note: Previous year carryover will normally be included in basic and adjusted schedule amounts.

F-11. Points of Contact. Questions pertaining to policies, procedures, or format of the Regulatory Program activity should be referred to HQUSACE, CECW-CO-R. Questions pertaining to regional charging practices should be referred to district and/or division RM team.

F-12. Submission Requirements. See Table 2 in the main portion of this EC for the schedule of applicable suspense dates for submission of required budget data.

F-13. Division Funding & Staffing Summary. Districts are to include any EIS specific requests (Corps lead or co-lead and both in house and third-party contractor) in Table F-4. These items should be listed by EIS name and include specific dollar amounts as well as projected FTEs needed to accomplish the task at the given level to gain visibility on the level of effort needed for EISs. EIS subject to OFD guidance should be noted as such. This submission will be a subset of what is included in Table F-3. Submission of the table does not imply that funding will be provided; rather it identifies the potential need for funds that may be required and should be funded by the district. If district funds are insufficient to cover costs, funds from other districts within the division should be used. Requirements for the next FY should be assessed near the end of the current FY and will involve a review of any carryover or projected shortfalls.

a. Table F-5 was added in the FY 2018 development EC to track district level initiatives to support the LOEs. Examples of requests include costs related to studies, science/tech needs, development of leadership and technical training, database creation, resources necessary to keep the ORM2 database updated, knowledge management, and programmatic initiatives to increase program efficiencies, tracked in the 300 account. Level 1 funding for support to the four LOEs will also be a subset of what is included in Table F-3. Identify where contracts are needed to implement any item identified in this table. Funding moved to/from the 300 account requires HQUSACE approval and expenditures of funds will require MSC level review and/or approval prior to contract award to ensure these efforts align with the national level efforts and not duplicative.

b. In addition, each district will prepare and electronically submit the funding and staffing information summary in Table F-3 to its division office. Level 2 and 3 calculations should be cumulative and include the previous level requests (for example, Level 1 \$5,000,000, Level 2 \$6,500,000, Level 3 \$8,000,000). A staffing (FTE) summary should be developed from the resource requirements of each funding level created in P2. The summary should include any items a district listed in Tables F-4 and F-5. Divisions will consolidate the districts responses and forward these to HQUSACE electronically in an excel table format. A separate table will be provided for each district. In addition, the division table will sum district amounts for each category and level (cumulatively). Divisions will include the division office amounts for the administrative appeals RO in the summary table. All tables will be included in one excel file, with separate worksheets for each district and one for the division summary, which will include the division RO FTE and cost information.

Note: These only include General Regulatory Funded (GRF) positions and do NOT include those receiving funding from any funding agreements (for example, WRDA Section 214, Section 139(j), etc.). A separate data request (for the annual WRDA reports) will be completed for Section 214 or other funded agreements.

Table F-3

Division/District: Example Funding Summary (\$000)

| Funding Level | GRF Funded FTEs in Regulatory | GRF funded FTEs that cannot be supported in FY+2 | Fully Burden Reg Labor costs | FTE Support to Reg | Support Labor cost | Admin FTE | Admin Labor Costs | Total Labor Costs | Non- Labor Costs | Total Request | Effective Rate | DOH Rate | G&A Rate |
|-----------------|-------------------------------|--|------------------------------|--------------------|--------------------|-----------|-------------------|-------------------|------------------|---------------|----------------|----------|----------|
| Funding Level 1 | | | | | | | | | | | | | |
| Funding Level 2 | | | | | | | | | | | | | |
| Funding Level 3 | | | | | | | | | | | | | |

Note: Levels 2 and 3 are cumulative

Table F-4 (Subset of Table-3)

District: Example (\$000) 500 Account

| Funding Level | Name | Details of request | FTEs in Regulatory | Fully Burden Reg Labor costs | FTE Support to Regulatory | Support Labor cost | Total Labor Costs | Non- labor Costs | Total Request |
|-----------------|------|--------------------|--------------------|------------------------------|---------------------------|--------------------|-------------------|------------------|---------------|
| Funding Level 1 | | | | | | | | | |
| Funding Level 2 | | | | | | | | | |
| Funding Level 3 | | | | | | | | | |

Note: Levels 2 and 3 are cumulative

Table F-5 (Subset of table F-3)

Division/District Funding Summary (\$000) for Studies/District Proposals (300 account) to support National Level Initiatives (LOE)

| Funding Level | Initiative Name/LOE | Cost Estimate | Rationale on how the initiative aligns with national goals/ objectives | Previous funding obligated/expended to support this initiative | Anticipated future funding over the lifespan of the initiative |
|-----------------|---------------------|---------------|--|--|--|
| Funding Level 1 | | | | | |
| Funding Level 2 | | | | | |
| Funding Level 3 | | | | | |

Note: Levels 2 and 3 are cumulative

Appendix G

Formerly Utilized Sites Remedial Action Program

G-1. Introduction.

In 1998, Congress transferred administration and execution of FUSRAP cleanups from the U.S. Department of Energy (DOE) to the Corps of Engineers (the Corps) in October 1997. The Corps continues to address sites the DOE began, sites that were referred to the Corps by the DOE Office of Legacy Management (LM) under a Corps/DOE Memorandum of Understanding, and any additional sites added by DOE referral or added by Congress.

a. When executing FUSRAP, the Corps follows the framework of the Comprehensive Environmental Response, Compensation and Liability Act (CERCLA) of 1980, as amended, and the National Oil and Hazardous Substances Pollution Contingency Plan (NCP).

b. Twenty-one sites were transferred from DOE to the Corps in FY98 for evaluation and/or remediation. Eleven of these sites have been remediated and transferred back to DOE for long-term stewardship. The Corps uses a Potential Sites budget line item to fund the Preliminary Analysis/Site Inspection (PA/SI) for new eligible sites referred by DOE. Since FY98, the Corps has completed the PA/SI on fourteen newly referred sites, eliminating five of them from further consideration, and adding nine of these sites into the program. The new sites were accepted into the Program and budgeted for additional activities. The Shallow Land Disposal Area (SLDA) was added by Congressional Direction in FY02 after concluding that a release or threat of release of a hazardous substance exists that warrants response action according to CERCLA. The Corps added another DOE referred site in FY20 (Staten Island Warehouse). Twenty-one sites were budgeted in the program in FY21.

c. A total of six districts from three Corps divisions work on 21 active FUSRAP sites in 8 states. Districts involved in FUSRAP are Buffalo and Pittsburgh from the Great Lakes and Ohio River Division; St. Louis from the Mississippi Valley Division (MVD); and Baltimore, New York, and Philadelphia from the North Atlantic Division (NAD). The Corps of Engineers' Environmental and Munitions Center of Expertise (EM-CX) and the Kansas City District (NWK) also provide technical assistance.

G-2. Purpose. To clean up contaminated sites throughout the United States where work was performed as part of the Nation's early atomic energy program.

G-3. Goals and Objectives. The goal of the FUSRAP program is to protect human health and the environment from residual radioactive contamination at sites formerly utilized by the Manhattan Engineer District and/or the Nation's early atomic energy program. The major objectives of the FUSRAP program are to evaluate and remediate, as necessary, sites identified by the DOE-LM as eligible for consideration under FUSRAP. Each FUSRAP divisions' multi-year program should be developed and

conducted in such a manner that projects are completed as soon as possible and at the lowest reasonable cost consistent with the site-specific cleanup criteria.

The Corps' FUSRAP objectives are to safely, effectively, and efficiently:

- Identify and evaluate sites where authority and the need for a response action exist.
- Clean up or control FUSRAP sites to ensure protection of human health and the environment.
- Dispose of or stabilize radioactive material in a way that is safe for the public and the environment.
- Perform work in compliance with applicable federal, state, and local environmental laws and regulations.
- Return sites for appropriate future use.

**Table G-1
FUSRAP Environmental Performance Measures**

| |
|---|
| CW Strategic Goal #4 – Restore, Protect and Manage Aquatic Ecosystems to Benefit the Nation. From the December 2014 Civil Works Strategic Plan |
| Strategic Objective 4.3 --- Cleanup radioactive waste sites. |
| Performance Measures: |
| #1 – Number of individual properties returned to beneficial use. |
| #2 – Cubic yardage of contaminated material disposed. |
| #3 – Percentage of FUSRAP funding that is expended on cleanup activities rather than studies. |
| #4 – Number of Records of Decision (RODs) signed by the U.S. Army Corps of Engineers. |
| #5 – Number of Remedial Investigations completed. |
| #6 – Number of Remedies in Place (RP) or Response Complete (RC). |
| #7 – Number of Site Close Out Reports (SCOR) completed. |
| #8 – Number of Action Memorandums signed. |
| #9 – Number of Sites Transferred back to DOE-LM |

G-4. Budget Development and Funding Stream.

a. The Civil Works Program (CWP) development strategy calls for an annual budget described in Paragraph 15 of the main EC. It is based on an annual BY-1 funds allocation strategy, developed consistent with direction provided in the annual E&WDAA. In addition, information is to be entered into CW-IFD at the work package level for BY Capability, BY-2, BY-1, BY+1, and BY+2 See Paragraph 6 of main EC for convention used to number BY Fiscal Years.

The CW-IFD is a module of the P2 and is the authoritative Automated Information System (AIS) to be used in the development of the CWP, including FUSRAP. See Paragraph 9.f for details about CW-IFD hierarchy and Work Package development.

b. The FYDP formerly required for CWB, will continue to be used internally for FUSRAP projects. A BY-2 to BY+2 five-year plan will be prepared at the yearly FUSRAP Budget meeting. See the Main EC for Program Development Timeline.

c. The final BY budget amounts will be provided after OMB Passback, and the divisions will update their five-year plans based on the Passback. Details concerning various budget related actions and questions are the responsibility of the CECW-ID, who will communicate with the FUSRAP HQ Program Manager or field offices, as appropriate.

d. An additional ten-year development (remediation) plan for FUSRAP projects will build on the five-year development plan detailed above in Section (b) and finalized at the yearly FUSRAP Budget meeting. This will be used for Headquarters (HQ) Program life cycle projections.

G-5. Ranking Process.

a. Project activities/work packages lending themselves directly to accomplishment of the FUSRAP objectives and sub-objectives will be prioritized using the following factors to assist in assuring that program goals are being met. The FUSRAP Program Manager will hold a budget meeting with the MSC's and districts performing FUSRAP work in the third quarter of the fiscal year to analyze the current year budget, and to project the five-year requirement at a program level. The FUSRAP team will draft an initial budget increment and additional increments as discussed below. The ranking factors in order of importance are as follows:

(1) Eliminate demonstrable threat to public health, safety, or the environment.

(2) Federal Facility Agreements (FFA) or other legal/contractual/regulatory requirements.

(3) Complete Preliminary Assessment to identify presence of demonstrable or potential threat.

(4) Completion of final response action, including site close out requirements and transfer to DOE-LM.

(5) Efficient design/construction schedule.

(6) Completion of current study or removal phase [Remedial Investigation/FS, Engineering Evaluation/Cost Analysis (EE/CA), etc.].

(7) Eliminate potential threat to public health, safety or the environment.

(8) Local Stakeholder support; and

(9) Potentially responsible party issues.

b. The program ranking factors (G-1-5 a) are further defined using the following criteria:

(1) Removal Actions necessary to meet CERCLA criteria for time critical or non-time-critical removals.

(2) Activities necessary to maintain site security and meet legal mandates.

(3) Preliminary Assessments/preliminary legal analysis of potential new sites at minimum sufficient level to determine if immediate human health or environmental safety threats exist. This criterion will be used to rank projects in the potential sites line item within the FUSRAP budget and from any available unobligated carryover funds.

(4) Perform site closeout activities sufficient to meet legal and health and safety requirements, and to transition sites to DOE-LM in an efficient fashion.

(5) Continue previously awarded contracts for design, removal, or remediation projects under construction phase of remediation.

(6) Continue previously awarded contracts for Remedial Investigations, and Records of Decision (ROD) activities. Only award new Remedial Investigations/FS/ROD contracts where human health and/or environmental safety threats need to be characterized.

(7) Activities necessary to facilitate participation by potentially responsible parties, either as performers of work or contributors of funds toward remediation and site closeout.

(8) New contracts for design, removal, or remediation projects must be funded according to the guidance in the Main EC.

(9) When the above priorities have been determined, Work Packages will be ranked from 1 to n, to visualize priorities. This ranking will be included in CW-IFD and other appropriate documents. See the Main EC, Paragraph 19, for additional information.

G-6. Performance Based Budget Increments. Add additional budget items for logical, needed increments that contribute to the program performance measures in the table above. Each increment should consist of one or more work packages, as fits the situation.

G-7. Environmental Operating Principles (EOPs). These principles apply to the FUSRAP Program and must be given appropriate consideration when formulating the BY budget. See the Corps website at

<http://www.usace.army.mil/Missions/Environmental.aspx> for the Corps EOPs.

G-8. Program Phases.

a. The FUSRAP Study Phase includes the following CERCLA processes:

(1) Preliminary Assessment. A Preliminary Assessment is a limited-scope investigation to collect readily available information about a site and its surrounding area. The PA is designed to distinguish, based on limited data, between sites that pose little or no threat to human health and the environment and sites that may pose a threat and require further investigation. The PA also identifies sites requiring assessment for possible emergency response actions.

(2) Site Inspection (SI). SI is an on-site inspection to determine whether there is a release or potential release and the nature of the associated threats. The purpose is to augment the data collected in the preliminary assessment and to generate, if necessary, sampling and other field data to determine if further action or investigation is appropriate.

(3) Remedial Investigation is the process undertaken to determine the nature and extent of the problem presented by a release, which emphasizes data collection and site characterization. The remedial investigation is generally performed concurrently and in an interdependent fashion with the feasibility study.

(4) Feasibility Study. This is a study undertaken to develop and evaluate alternatives for remedial action.

(5) Engineering Evaluation/Cost Analysis. This document is prepared in the case of a non-time critical removal action. The EE/CA is an analysis of removal alternatives and must satisfy environmental review and administrative record requirements and provide a framework for evaluating and selecting alternative solutions.

(6) Proposed Remedial Action Plan (PRAP). This document explains the Corps preferred alternative in clear, non-jargon or overly technical language. It is used to seek and consider comments from the public, and federal and state environmental regulatory agencies. This is a publicly available document usually released in conjunction with a mandatory minimum 3-day public comment period and other public outreach activities.

(7) Record of Decision. The ROD is a document prepared according to the requirements of 4 CFR 155.2 that provides a concise public record of the agency's decision on a proposed action. It identifies alternatives considered in reaching the decision, the environmentally preferable alternative(s), factors balanced by the agency in making the decision, and mitigation measures and monitoring to minimize harm.

(8) Remedial Design (RD). RD is an engineering phase that follows the Record of Decision when technical drawings and specifications are developed for subsequent remedial action.

b. The FUSRAP Implementation (Construction) phase consists of the following CERCLA processes:

(1) Remedial Action (RA). RA is the actual construction and implementation of a remedial design that results in long-term site cleanup.

(2) Removal Action with EE/CA. An EE/CA documents a removal action that is used where a site presents a relatively time-sensitive, non-complex problem that can and should be addressed relatively inexpensively. But even expensive and complex response actions may be removal action candidates if they are relatively time sensitive.

c. The FUSRAP Site Close Out and Transfer phase consists of the following processes:

(1) Remedy in Place (RP). The RP process is a FUSRAP Program specific term used when the total amount of funding needed to complete the entire site remedy is received/requested in a fiscal year. This includes all Operable Units (OU). It means that the response action is complete, and a Site Close-Out Report is completed that is consistent with the ROD, in compliance with CERCLA, as amended, and the NCP. Certain remedies may require a period of O&M, after the remedy is implemented, before the remedial action objectives and cleanup criteria are achieved. Should a 5-year CERCLA review be required during this time, it will still be the District and Project Manager's responsibility to schedule and budget for these actions until Remedy Complete (RC) is achieved. (*Note: An OU or part of an OU may be transferred early for site specific reasons and in coordination with HQ USACE*).

(2) Remedy Complete (RC). The RC process is a FUSRAP Program specific term that applies when no further funding is needed or budgeted for the Project. It means that the site is ready for, or in process of being transferred back to the DOE-LM FUSRAP program for long-term maintenance and monitoring. The Corps will have no further financial, programmatic or legal obligations concerning the site.

(3) Site Closeout (CO) - During the life of the entire project, and especially at close-out, the District and Project Manager will ensure that all necessary onsite field activity records, all Administrative Records and Project Files are transferred over to DOE-LM for long-term management. All Corps contractual obligations are closed out or in the process of being closed out. This ensures a smooth transfer of responsibility from the Corps to DOE-LM after completion of remediation and the operation and maintenance period.

G-1-9. Definition of FUSRAP Budget Increments.

a. Work Increment: This is a discrete amount of work identified by an activity or a set of activities with specific resource requirements and a schedule. Coordinate closely with CW-IFD, so that increments consist of one or more work packages, as fits the situation.

b. Activity: A component of work performed during the course of a project. An activity could be a process (for example, collection of data) or lead to a deliverable (write a report). Activities are the building blocks of the P2 system - they have assigned durations, resources, and relationships. These increments do NOT define funding levels.

(1) Investigation/Study Phase Increment Definitions:

(a) Increment 1: This increment will include only the minimum continuing study activities, which include all CERCLA study processes. The total request is limited to the budget amount for BY-1, by study. Do not include new studies. Increment must be performance based with high outputs and consistent with ranking.

(b) Increment 2: This increment will include the activities needed to sustain (not fall behind/not accelerate) the study schedule included in the PMP. The total of the activities included in this level is not limited by the BY-1 budget. New starts may not be included. Increment must be performance based with high outputs and consistent with ranking.

(c) Increment 3: This increment includes additional capability activities that can be supported by Corps resources. This increment can be viewed as enhancing the project schedule. Increment must be performance based with high outputs and consistent with ranking.

(d) Increment 4: Place new start studies in Increment 4, for example, a new RI at a new site. Increment must be performance based with high outputs and consistent with ranking.

(e) Increments 5 - 8: Not used.

(f) Increment 9: Place unbudgeted studies for potential sites in Increment 9.

(g) The relation between increments and Work Packages is described in the main EC, Paragraph 9.f.

(2) Implementation (Construction) Phase Increment Definitions:

(a) Increment 1: This increment will include only the minimum implementation processes continuing from BY-1 and is limited to no more than the budget amount for BY-1, by project. Engineering and Design during Construction (EDC) and S&A, of contracts fully funded in BY-1 and before may be included in this increment. Real estate activities for required project lands, easements and rights-of-way may be included. Increment must be performance based with high outputs and consistent with ranking. This increment will be shown as one or more Work Packages.

(b) Increment 2: This increment will include the activities needed to sustain (not fall behind/not accelerate) the efficient project schedule based on the PMP. The total of the activities included in this level is not limited by the BY-1 budget. Multiple contracts should be submitted as separate increment requests and shown in priority order by district and MSC Rank. New starts may not be included. Increment must be performance based with high outputs and consistent with ranking. This increment will be shown as one or more Work Packages in addition to that for Increment 1.

(c) Increment 3: This increment includes additional capability activities that can be supported by Corps resources. This increment can be viewed as enhancing the project schedule. Increment must be performance based with high outputs and consistent with ranking. This increment will be shown as one or more Work Packages.

(d) Increment 4: Place new start projects with decision documents (such as, a signed ROD) cleared by the HQ USACE in Increment 4. Increment must be performance based with high outputs and consistent with ranking. This increment will be shown as one or more Work Packages.

(e) Increments 5-9: Not used.

G-10. P2 and CW-IFD Requirements.

a. General Description and Requirements are given in the Main EC, Paragraphs 9.a. and b. CW-IFD will be used to develop the BY budget for FUSRAP. The following paragraphs provide general information for creation of budgets in CW-IFD. Due to ongoing changes to CW-IFD, the HQ PID will provide instructions during the course of the year on data entry and usage.

b. The instructions that follow describe the specific tasks that must be done to develop the BY budget for Corps FUSRAP projects. CW-IFD is the primary system used to manage and record annual budgets, and to prepare Work Plans.

(1) General Directions.

(a) Project managers must assign a program code to each project if one is not already assigned. The program code must be the six-character Program Code (formerly CWIS code) that was assigned for the project. If the project is new and does not have a CWIS number, then a P2 Program Code Number is to be assigned as both the project and program code. If multiple P2 projects have been created from one Program Code/CWIS, then each P2 project must be assigned the same program code, together with individual project numbers. The program code will allow project data in P2 to be matched to CW-IFD and CEFMS. See your P2 Coordinator to determine who has permission to add the program code to a project, and for a current list of program codes. *Note:* that the Program Code is the same as the AMSCO number in CEFMS, which allows accurate financial transactions and reporting.

(b) Work Packages and Numbering - These are assigned automatically by CW-IFD. They are used for budgeting thru the life of the project until completed or no longer needed. They are used by the Program to track major elements of a project in conjunction with the use of CCS codes (for example, CCS 100 (administration/management), CCS 200 (investigation/studies, design), CCS 300 (remedial design), CCS 400 (remediation), and CCS 600 (operations and maintenance, security)). Projects in the remediation phase should use more than one work package to add budgeting level flexibility.

(2) P2 Project Codes Required for FUSRAP. The following is a brief description of the budget data elements required to be entered into P2. A more detailed list is provided elsewhere in the Main EC.

(a) Program Code: The Program Code links the FUSRAP projects in CW-IFD with the P2 program/project and AMSCO in CEFMS. In most cases, there will be only one P2 project per Program code/CWIS, although two or more P2 projects per Program Code/CWIS may occur. Assigning the program code to each P2 project allows a matching of CW-IFD to P2 program/projects and AMSCOs.

(b) These codes need to be defined for each project:

- FUSRAP SITE ID (Identification) NO: Defines the FUSRAP site location
- COMMAND INDICATOR CODE (CIC): Environmental FUSRAP
- REGULATORY DRIVER: CERCLA

(3) Milestone Data Requirements.

(a) In keeping with the Civil Works Program Integration Division initiative of tracking milestones for projects, four tracking goals have been identified for FUSRAP:

o Eligibility Determination - The leading indicator for this goal is the completion of the PA/SI which will be "ENF 1". This milestone is the start of the RI, which is identified as "ENF 2".

o Remedy Selection - The leading indicator for this goal is the completion of the RI which will be "ENF 3." The milestone is the signing of the Record of Decision (ROD). This milestone is identified as "ENF 4".

o Remedial Design - The leading indicator for this goal is the awarding of the initial design contract which will be "ENF X". The milestone is the completion of the Remedial Design document. This milestone is identified as "ENF X".

o Remedial Action (RA) Completion - The leading indicator for this goal is the awarding of the initial construction contract, "ENF 5". There are three milestones

identified for this goal: (1) the completion of the RA (identified as “ENF 6”), (2) the completion of the site close-out report (identified as “ENF 7”), (3) transmittal of the 90-day notice of completion letter to DOE-LM (identified as “ENF 8”) and (4) project financial closeout (identified as “ENF 9”).

(b) Schedules need to be developed and entered into P2 for these goals and milestones, as applicable, from the current project phase to project financial completion/close-out. This information will be entered in the same format as the performance measure data requirements.

(4) CW-IFD Requirements. In addition to the common fields required in CW-IFD for all work packages, the following FUSRAP Performance Measures are to be entered:

(a) Program Phase. This field is located at the Program Code level. Select the Phase that represents the current phase of the project, according to paragraph VI-8 above.

(b) Budget Data Review: District and MSC Program Managers, Business Line Managers (BLMs), Division Chiefs, Commanders, and other interested parties can begin review of the BY budget data as soon as it is added to CW-IFD by the project manager. Each District and MSC will be responsible for entering performance measures in CW-IFD and ranking their FUSRAP work packages 1 to ‘n’. Likewise, each MSC will be responsible for ranking their Districts’ work packages from 1 to ‘n’.

(c) At the annual budget meeting, HQ will meet with the MSCs and Districts to review and evaluate each work package and set the overall ranks. Budget amounts for each project and work package will also be finalized at this time. Evaluation of Budget Increments/Work Packages: At the end of the review and approval process for each MSC, the budget data will be extracted. Once the data is extracted, each MSC will be responsible for adding performance measure data for each increment/work package.

G-11. Collections from Department of Justice Settlements. Occasionally the Government is able recover some of the cleanup costs from the Responsible Party(ies). The Department of Justice is generally the agency which undertakes such actions at the request of USACE and returns the collected funds to FUSRAP. These funds can then be used for other FUSRAP projects, as determined by the BLM. The following is excerpted from the CERM-F policy for processing FUSRAP settlement collections, per memorandum of 7 April 2016.

Note: All FOAs must process all Civil Works Activity collections pertaining to U.S. Department of Justice (DOJ) settlements related to the Program FUSRAP as standard appropriation refunds against the original disbursement that funded the work. Subsequently, the expense will be reversed, the obligation de-obligated, the commitment de-committed, thus creating funds available on the FOAs database. CECW/CERM-BC will then issue a revocation FAD to revoke the funds back to Headquarters S0 database; once revoked, CECW/CERM-BC will move the funds to AMSCO 1996 (Direct) for redistribution. The authority to process these refunds for

FUSRAP environmental liabilities is found in PL 16-6.

G-12. Project J-Sheet Requirements. Districts are required to submit a J-Sheet for each project. The J-Sheet will be due according to the schedule to be provided by HQ and the FUSRAP Program Manager. In addition, the FUSRAP Account Manager will compile and/or update a financial summary of the J-Sheets for the entire Program for the FUSRAP BLM. Details are provided in Paragraph 20 of the main EC. The FUSRAP Program Manager will provide additional details specific to FUSRAP.

The J-Sheet format will adhere to the enclosed example. Update heading, so that Fiscal Years and amounts meet FY24 requirements. Change or delete footnotes to meet FY24 requirements.

OHIO

| Site | Total Estimated Federal Cost \$ | Allocation Prior to FY 2017 \$ | Allocation FY 2017 \$ | Allocation FY 2018 \$ | Budget Amount FY 2019 \$ | Additional to Complete After FY 2019 \$ |
|---|---------------------------------|--------------------------------|-----------------------|-----------------------|--------------------------|---|
| Luckey Site Luckey, OH Buffalo District | 292,773,000 | 31,989,900 | 17,900,000 | 16,000,000 1/ | 16,000,000 | 208,883,100 |

The Luckey Site is located near the village of Luckey, OH, 22 miles southeast of Toledo. The site is approximately 40 acres in size and is a former magnesium processing facility built in 1942 by the Federal government. The site is currently owned by Industrial Properties Recovery, LLC. In 1949, the Atomic Energy Commission (AEC) constructed a beryllium production facility at the site which was operated by private contractors. The waste solutions and sludge from the beryllium production operations were stored in lagoons on the property. Waste solutions were also discharged into Toussaint Creek. In 1951 and 1952, the site operator purchased 1,000 tons of contaminated scrap steel from the Lake Ontario Storage Area in Lewiston, NY. The scrap steel is believed to be the source of the radiological contamination. In 1958, beryllium production operations ceased and in 1961 the General Services Administration transferred the property to private ownership. The Corps coordinates project activities with the Ohio Environmental Protection Agency, the Ohio Department of Health, the U.S. Environmental Protection Agency and the public through a diverse environmental outreach program. A beryllium worker safety program must be implemented at this site similar to that used by the Department of Energy. These requirements are above and beyond the Health and Safety (H&S) program usually implemented at Corps' FUSRAP sites and increases the total project cost. The Record of Decision (ROD) for soils was signed in 2006 and the groundwater ROD was signed in 2008.

In Fiscal Year (FY) 2017, funds were used to complete the remediation work plans, begin mobilization of equipment and site infrastructure set up, and issue the request for proposal for and award task orders for remediation of approximately 32,000 cubic yards of FUSRAP contaminated soil from Lagoons A, B and C and the trenches in the northeast corner of the site, under the remediation single-award task order contract (SATOC).

FY 2018 funds are being used to obligate funding to the SATOC to conduct soils remediation activities, conduct fieldwork oversight, and perform annual groundwater sampling, testing and reporting activities. Task orders will be awarded to remediate approximately 30,000 cubic yards of FUSRAP contaminated soil from the northeast trenches.

FY 2019 funds will be used to obligate funding to the SATOC to conduct soils remediation activities, conduct fieldwork oversight, and perform annual groundwater sampling, testing and reporting activities. Task orders will be awarded to remediate approximately 30,000 cubic yards of FUSRAP contaminated soil from the northeast trenches.

1/ Unobligated Carry-in Funding: The actual unobligated carry-in from FY 2017 to FY 2018 was \$59,009. There were an additional \$3,790 of unobligated funds committed within the Corps for scheduled ongoing requirements in FY 2018. As of the date this justification sheet was prepared, the total unobligated dollars estimated to be carried into Fiscal Year 2019 from prior appropriations for use on this effort is \$-0-.

2/ There was no Conference Amount available at the time this J-sheet was prepared. The amount shown is the President's budget amount for FY 2018.

Division: Great Lakes and Ohio River

District: Buffalo

Project: Luckey Site

Figure G-1. FUSRAP J-Sheet Template

Appendix H
Plant, Revolving Fund
Plant Replacement and Improvement Program

H-1. Purpose and Scope. This appendix provides policy and general procedural guidance for Plant Replacement and Improvement Program (PRIP) development.

To provide a uniform approach for program development and justification, the various plant items have been grouped into categories. Guidance for the electronic transmission of automated data for submittal of limited program recommendations is contained in the ER 1130 series. Procedures for preparing input, for generating these reports, and for updating data are also included in the ER 1130 series. From time to time, additional detailed guidance will be provided by CERM-B in supplemental memoranda.

a. Both large and small projects are reviewed by the HQ Prioritization Group (HPG) which makes recommendations to the Senior Program Budget Advisory Committee (SPBAC) regarding inclusion in the program. Good planning dictates that justification, economic analysis, estimates, and other submission materials are prepared well in advance of this budget review, since it is only one year away from project execution. Submitting projects outside the normal budget cycle is discouraged except under extraordinary circumstances.

H-2. Program Development Concepts.

a. Categories. All plant items should be identified by category. Detailed definitions for the categories and subcategories can be found in Appendix H of ER 37-1-29, Financial Administration and Financial Management of Capital Investments dated 03 December 2020.

b. Major and Minor Items. For programming purposes all items of plant will be classified as either major or minor items. Major Items will be further classified as either new or continuing items.

(1) Major Items. New Major Items consist of those items which exceed HQUSACE authority, and which require submittal through the ASA(CW) to OMB and the Congressional Committees on Appropriations for concurrence. The limit of Chief of Engineers authority is \$5,000,000. Continuing Major Items consist of those acquisitions costing more than \$5,000,000, which were previously submitted to and concurred in by OMB; and authorized by the Congressional committees. An update will be submitted on all continuing major items with scheduled obligations in the BY. Continuing Major Items with cost increases of 20 percent or more require re- authorization. Documentation to support the increase will be submitted along with an updated Economic Analysis. In the absence of Congressional action on the current year PRIP budget request, the President's current year program will be used for planning purposes with the assumption that the program request for continuing items and new starts will be enacted by 1

October of the current year.

(2) Minor Items. For the BY, minor items are those items which exceed the capitalization threshold of \$500,000 but which do not exceed the Chief of Engineers authority level.

H-3. Program and Budget Guidance.

a. Requirements. The MSC Commanders will develop and submit a total PRIP package for their command to include district requirements. This will be submitted yearly according to CERM-BI guidance provided separately. Tabulation of program requirements will reflect the total MSC program and will show both MSC and district priorities for each item of plant. Each item of plant (major and minor) will be submitted with full justification. This justification will be submitted on ENG Form 4613 (see Figure H-1.1) for major items and ENG Form 4943 for minor items (see Figure H-1.2). In addition, major item new starts proposed for the BY will be submitted according to ER 37-1-29, Financial Management of Capital Investments, dated 03 December 2020 and are to be accompanied by economic and affordability analyses. Cost estimates and obligation plans should be provided for all new projects and reviewed and updated annually for continuing projects and projects on hold awaiting Congressional authorization. A five-year PRIP plan will be submitted annually, showing the current year, the program year, and the follow- on three out-years using ENG Form 1978 or an approved electronic Format (see Figure H-1.3). The PRIP plan will be updated only whenever significant changes occur. A copy of the update and changes will be forwarded to CERM-BI.

b. Out-of-Cycle Requests. Out-of-cycle requests and notifications for project increases of greater than 20 percent that require Congressional notification and approval must be kept to a minimum. Out-of-cycle requests will only be considered if it is of an emergency nature or has extraordinary circumstances. Out- of cycle submissions that are a result of poor planning or failure to update during the regular yearly budget submission will not be approved for funding until the next yearly budget cycle. A five-year PRIP plan will be submitted annually, showing the current year, the program year, and the follow-on three out-years using ENG Form 1978 or an approved electronic Format (see Figure H-1.3). The PRIP plan will be updated only whenever significant changes occur. A copy of the update and changes will be forwarded to CERM-B.

c. PRIP funding will be treated as an annual program. PRIP funds allocated to the FOAs will be obligated 100% by year-end and all unobligated funds returned to HQ to ensure proper budget management by program year.

H-4. Submission Requirements and Dates. See the Program Development Schedule posted at the following PRIP CoP SharePoint site:

<https://cops.usace.army.mil/sites/RM/Budget/PRIP/Forms/AllItems.aspx>

U.S. Army Corps of Engineers (USACE)
MAJOR ITEM NEW START (MINS) AND UPDATED CONTINUING MAJOR ITEMS CIVIL WORKS
REVOLVING FUND PLANT REPLACEMENT AND IMPROVEMENT PROGRAM (In Thousands of Dollars)

Requirement Control Symbol
RCS-CERM-BI-21

For use of this form, see ER 37-1-29; the proponent agency is CERM-BI.

| | | | | | | | | |
|--|----------------|---------------------------|---|----------------------|----------|----------|----------|--------------|
| To | | Fiscal Year MINS Approved | Date Prepared | MDC No. | | | | |
| From | | Authorization | | PRIP Project No. | | | | |
| Project Title | | Location | Type of Submittal <input type="checkbox"/> Initial <input type="checkbox"/> Updated <input type="checkbox"/> Final | | | | | |
| 1. Project/Items | | 2. Design Data | | 3. Construction Data | | | | |
| a. Type: <input type="checkbox"/> New <input type="checkbox"/> Replacement <input type="checkbox"/> A&B | | a. Start Date: | a. Start Date: | | | | | |
| b. Size, Cap or Amount: | | b. Finish Date: | b. Finish Date: | | | | | |
| c. <input type="checkbox"/> Mission <input type="checkbox"/> Admin | | c. Design Time: | c. Constr Time: | | | | | |
| d. PRIP Payback Period - No. of Years: | | d. Constr Bid Date: | d. Estimated Cost: | | | | | |
| e. Date Asset will be Placed in Service: | | e. Constr Award Date: | e. Constr %: | | | | | |
| f. Total Cost: | | f. % Complete | f. S, I, & OH: | | | | | |
| | | g. Design Cost: | g. Constr Cost: | | | | | |
| 4. Obligation Plan | | | | | | | | |
| Category Code | Category Total | Prior Year | FY _____ | FY _____ | FY _____ | FY _____ | FY _____ | Future Years |
| a. | | | | | | | | |
| b. | | | | | | | | |
| c. | | | | | | | | |
| d. | | | | | | | | |
| e. | | Prior Year | | | | | | |
| f. Project Total: | | | | | | | | |

To input data - put your cursor here & left click your mouse.
 Helpful hints on how to write justification:
 Describe the current status quo, the capability afforded by the existing equipment/ADPE/Software development and the short comings.
 Describe the benefits to be realized from the proposed PRIP investment.
 Who the bill payer (Dist/FOA)
 Indicate whether an Economic Analysis or cost analysis has been prepared. If not, why not?
 What's the impact if not funded?
 For computer software, separately identify the license fee.
 If this is to replace a current PRIP asset, provide the current PRIP asset's Property Identification Number.
[RECOMMEND MSC/DIST/FOA consult with functional tech experts, legal and Fiscal experts at their level prior to forwarding to HQ for inclusion in the budget submission.](#)

Figure H.1. ENG Form 4613 Major Item New Start

5. Justification Statement and Description of Work

I

Figure H.1. ENG Form 4613 Major Item New Start (Continued)

| U.S. Army Corps of Engineers (USACE) | | | | Requirement Control Symbol | |
|---|-------------|---|---|---|--|
| PRIP PLANT ITEM JUSTIFICATION SHEET FUNDING REQUEST FOR FY _____ | | | | RCS-CERM-BI-21 | |
| For use of this form, see ER 37-1-29; the proponent agency is CERM-BI. | | | | | |
| 1. Date Prepared | 2. District | 3. Office Symbol | 4. Office Priority | 5. District Priority | |
| 6. Division | | 7. Division Priority | 8. Authorization | | |
| 9. Project Name and Location | | 10a. Date Signed | b. Approved By (Signature) | | |
| 11. Investment Type: a. Mission <input type="checkbox"/> Administrative <input type="checkbox"/> | | 17. Category Codes (Select One X) | | | |
| 12. FY of MINS Approval: | | <input type="checkbox"/> a. 00 Land | <input type="checkbox"/> b. 5V (Suspended) | <input type="checkbox"/> c. 80 Software | |
| 13. MDC Number: | | <input type="checkbox"/> d. 05 Buildings | <input type="checkbox"/> e. 5X Other Mobile Land Plant | <input type="checkbox"/> f. 9A Computer & Peripheral | |
| 14. PRIP Project Number: | | <input type="checkbox"/> g. 10 Structures | <input type="checkbox"/> h. 6C Communication Eqpt | <input type="checkbox"/> i. 9D Computer Aided Design & Drafting | |
| 15. Estimated Life (Year): | | <input type="checkbox"/> j. 30 Dredges | <input type="checkbox"/> k. 6X Other Fixed Land | <input type="checkbox"/> l. 9W Water Control Data Sys | |
| 16. ITIPS Number: | | <input type="checkbox"/> m. 40 Other Floating Plant | <input type="checkbox"/> n. 70 Tools, Office Eqpt & Furniture | <input type="checkbox"/> o. LH Leashold Improvement | |
| 18. Cause (Select One) | | | | | |
| <input type="checkbox"/> a. Legal, Safety and/or Environmental | | <input type="checkbox"/> b. A&B Productivity | | <input type="checkbox"/> c. Bas-Ops General/Admin | |
| <input type="checkbox"/> e. Replacement | | <input type="checkbox"/> f. New Mission | | <input type="checkbox"/> g. Other (Specify) _____ | |
| | | | | <input type="checkbox"/> h. _____ | |
| 19. Cost Estimates (In Dollars) | | | | | |
| a. Project Total: | | b. Budget Year | c. Budget Year + 1 | d. Future Year | |
| e. Actual Prior Years | | f. FY | g. FY | | |
| 20. Functions (Use and application; related assets) | | | | | |
| 21. Justifications (Regulatory requirements; alternative considered; workload volume; benefits of proposal; condition / shortcomings of current assets) | | | | | |

Figure H.2. ENG Form 4943 PRIP Plant Item J-Sheet Funding Request

| PRIP PLANT ITEM JUSTIFICATION SHEET Supplemental Information | | | | | | | | | | | | | |
|---|-----|---------------------------------|-----|---------------------|-----|-----------------------------|-----|-----------|-----|---------------------------------------|-----|-------------|------------|
| MINS Dates | | 1. Design Effort 35% Completed: | | | | 2. Eng Form 4613 Submitted: | | | | 3. Narrative Justification Submitted: | | | |
| Economic Analysis | | 4. B/C Ratio: | | 7. Incremental Cost | | | | 8. Impact | | 9. Payback Period | | | |
| | | 5. SIR Ratio: | | | | | | | | | | | |
| | | 6. NIPV: | | | | | | | | | | | |
| PRIP Payback \$ In Thousands | | 10a. First Year: FY | | | | 11a. Second Year: FY | | | | 12a. Future Years, Ending FY | | | |
| | | b. \$ | | | | b. \$ | | | | b. \$ | | | |
| 13. Obligation Schedule Current Fiscal Year (\$ In Thousands) | | | | | | | | | | | | | |
| a. Month | Oct | Nov | Dec | Jan | Feb | Mar | Apr | May | Jun | Jul | Aug | Sep | Total (\$) |
| b. Estimate | | | | | | | | | | | | | |
| 14. Projects/Appropriations | | | | | | | | | | | | | |
| Project/Appropriated Name | | | | | | | | | | | | % Supported | |
| a. | | | | | | | | | | | | | |
| b. | | | | | | | | | | | | | |
| c. | | | | | | | | | | | | | |
| d. | | | | | | | | | | | | | |
| e. | | | | | | | | | | | | | |
| f. | | | | | | | | | | | | | |
| g. | | | | | | | | | | | | | |
| h. | | | | | | | | | | | | | |
| i. | | | | | | | | | | | | | |
| j. | | | | | | | | | | | | | |
| | | | | | | | | | | | | % Total: | |
| 15. Remarks | | | | | | | | | | | | | |
| <p>To input data - put your cursor here & left click your mouse. Some Helpful hints on how to write justification: Describe the current status quo, the capability afforded by the existing equipment/ADPE/Software development and the short comings. Describe the benefits to be realized from the proposed PRIP investment or requested additional funding increased. Indicate whether an Economic Analysis or cost analysis has been prepared. If not, why not? What's the impact if not funded? For computer software, separately identify the license fee. Identify who will pay back the PRIP project being requested for funding (i.e. District, CW projects) Note: If work is being performed by MDC, district must ensure ALL the data provided is consistent and accurate. If this is to replace a current PRIP asset, provide the current PRIP asset's Property Identification Number. RECOMMEND MSC/DIST/FOA consult with functional tech experts, legal and Fiscal experts at their level prior to forwarding to HQ for inclusion in the budget submission.</p> | | | | | | | | | | | | | |

Figure H.2. ENG Form 4943 PRIP Plant Item J-Sheet Funding Request (Continued)

| | | | |
|--|--|--|--|
| U.S. Army Corps of Engineers (USACE) PLANT REPLACEMENT AND IMPROVEMENT PROGRAM PRIP FIVE-YEAR PLAN CONSOLIDATED PROGRAM For use of this form, see ER 37-1-29; the proponent agency is CERM-BI. | | Requirement Control Symbol RCS-CERM-BI-20 | |
| 1. DATE (YYYY-MM-DD) | | 2. TYPE OF SUBMITTAL <input type="checkbox"/> a. ORIGINAL <input type="checkbox"/> b. REVISED | |
| 3. MSC / FOA | | 4. DISTRICT / FOA | |
| 5. APPROVED BY SIGNATURE | | | |

SECTION I - PROPERTY ASSET CODES AND ESTIMATED COSTS

| PROPERTY ASSET CODES | | | FISCAL YEAR REQUIRED AND ESTIMATED COSTS (In Thousands) BY YEAR (YYYY) | | | | | | |
|---|--------------|---------------------------------------|--|-------------------------|---------------------|-------------|----------------|----------------|----------------|
| 1. | a. | b. | c. | d. | e. | f. | g. | h. | i. |
| CLASS | SUB CATEGORY | CATEGORY TITLE | TOTAL COST | PRIOR FISCAL YEARS COST | CURRENT FISCAL YEAR | BUDGET YEAR | BUDGET YEAR +1 | BUDGET YEAR +2 | BUDGET YEAR +3 |
| 00 | 00 | LAND | | | | | | | |
| 05 | 05 | BUILDINGS | | | | | | | |
| 10 | 10 | STRUCTURES | | | | | | | |
| 20 | 20 | AIRCRAFT | | | | | | | |
| 30 | 30 | DREDGES | | | | | | | |
| 40 | 40 | OTHER FLOATING PLANT | | | | | | | |
| 05 | 5V | RESCINDED | | | | | | | |
| | 5X | OTHER MOBILE LAND PLANT | | | | | | | |
| TOTAL MOBILE LAND PLANT | | | | | | | | | |
| 60 | 6C | COMMUNICATION EQUIPMENT | I | | | | | | |
| | 6X | OTHER FIXED LAND PLANT | | | | | | | |
| TOTAL FIXED LAND PLANT | | | | | | | | | |
| 70 | 70 | TOOLS, OFFICE FURNITURE AND EQUIPMENT | | | | | | | |
| 80 | 80 | SOFTWARE | | | | | | | |
| 90 | 9A | COMPUTERS AND PERIPHERAL | | | | | | | |
| | 9D | COMPUTER AIDED DESIGN AND DRAFTING | | | | | | | |
| | 9W | WATER CONTROL DATA SYSTEM | | | | | | | |
| TOTAL AUTOMATIC DATA PROCESSING HARDWARE | | | | | | | | | |
| LH | LH | LEASEHOLD IMPROVEMENT | | | | | | | |
| TOTAL PRIP PROGRAM | | | | | | | | | |

DETAIL LISTING OF REQUIREMENTS BY CATEGORY CODE ATTACHED

Figure H.3. ENG Form 1978 Five-Year Plan

| | | | | | | | | |
|--|---------------------|------------|--|---------------------|--|----------------|----------------|----------------|
| U.S. Army Corps of Engineers (USACE) PLANT REPLACEMENT AND IMPROVEMENT PROGRAM PRIP FIVE-YEAR PLAN CONSOLIDATED PROGRAM For use of this form, see ER 37-1-29; the proponent agency is CERM-BI. | | | Requirement Control Symbol RCS-CERM-BI-20 | | | | | |
| | | | 1. DATE (YYYY-MM-DD) | | 2. TYPE OF SUBMITTAL <input type="checkbox"/> a. ORIGINAL <input type="checkbox"/> b. REVISED | | | |
| 3. MSC / FOA | | | 4. DISTRICT / FOA | | | | | |
| 5. PROPERTY ASSET CODE | | | FISCAL YEAR REQUIRED AND ESTIMATED COSTS | | | | | |
| a. CLASS b. SUB CATEGORY c. CATEGORY TITLE | | | (In Thousand) BY YEAR (YYYY) | | | | | |
| 6. | a. | b. | c. | d. | e. | f. | g. | h. |
| LINE ITEM DESCRIPTION | PRIP PROJECT NUMBER | TOTAL COST | PRIOR FISCAL YEARS COST | CURRENT FISCAL YEAR | BUDGET YEAR | BUDGET YEAR +1 | BUDGET YEAR +2 | BUDGET YEAR +3 |
| | | | | | | | | |
| | | | | | | | | |
| | | | | | | | | |
| | | | | | | | | |
| | | | | | | | | |
| | | | | | | | | |
| | | | | | | | | |
| | | | | | | | | |
| | | | | | | | | |
| | | | | | | | | |
| | | | | | | | | |
| | | | | | | | | |
| | | | | | | | | |
| | | | | | | | | |
| | | | | | | | | |
| | | | | | | | | |
| | | | | | | | | |
| | | | | | | | | |
| | | | | | | | | |
| | | | | | | | | |
| | | | | | | | | |
| I. TOTAL SUB CATEGORY | | | | | | | | |

Figure H.3. ENG Form 1978 Five-Year Plan (Continued)

Appendix I Remaining Items

Sub Appendix I-1 General

I-1. Applicability. This appendix provides guidance for the development of budget and allocation strategy recommendations for the Remaining Items (RI) programs. It covers budget development and allocation strategy guidance for all RIs in the Investigations (I), Construction (C), Operation & Maintenance (O&M), and Mississippi River & Tributaries (MR&T) appropriation accounts.

I-2. Definitions. RIs are programs, projects, or activities customarily listed as line items with allocations in the Statement of Managers table following the projects listed under states. These PPAs are funded within the I, C, O&M, or MR&T accounts. Additionally, there are three types of RI programs, which include the following:

a. "Programmatic Remaining Item." A RI for which all funding is obligated and expended under the same Program Code (AMSCO) unique to the RI.

b. "Parent Remaining Item." The Parent RI is defined by a unique CCS or set of CCS codes for the RI, specific to its appropriations account. Each project or activity has its own AMSCO, and all projects and activities in the Parent Program, including the HQUSACE "Master Program Code," share the same unique CCS or set of CCS, specific to its account. The Parent Program (that is, the unique CCS or set of CCS codes) is a PPA, however, the constituent (such as, child or children) projects and activities are not. Funding is reallocated using the "RLC" transaction code to and from a Master Program Code for the Parent to its "children", which are authorized as part of the Parent. Each child has its own AMSCO.

c. "Remaining Item Funding Pot." A RI that is a conduit for funding multiple PPAs as its authorization allows. Funds from the Funding Pot RI are passed through to recipient PPAs using the "ALL" transaction code and becomes part of the Baseline for the recipient PPAs. A RI Funding Pot is created either as a Line Item, in which case it is a PPA, or as a convenience to manage in which case it is not a PPA. Funding is reallocated from the Master Program Code funding pot to a specifically authorized study or project at the direction of the Program Manager.

d. Relevant RI information, including points of contact, can be found on the front splash page of CWIFD (<https://cwifd.usace.army.mil/wpapex/f?p=800:1:>) in the "Document and Downloads" section.

I-3. Management Structure. RI programs are mostly managed at HQUSACE unlike most PPAs, which are managed in the field. Exceptions to this are RIs managed at either IWR, the ERDC laboratories, or some more regional-type RIs (for example, Restoration of Abandoned Mines (RAM)). There are five key members involved in the management of each RI program and consist of the following:

a. Champion: This is the HQUSACE Senior Executive Service (SES) responsible for the strategic direction and overall oversight of the respective RI program.

b. Deputy. This is typically the Deputy to the HQUSACE SES, or a specific designee within the SES' division, responsible for monitoring execution of the respective RI programs owned by their SES Champion.

c. Proponent. This is typically the HQUSACE (or laboratory) employee that serves as the SES's representative in overall management and oversight of the RI program. Their duties include formulation of RI program budget and allocation strategy recommendations, budget defense, also monitoring RI program execution, and resolving execution challenges and/or policy conflicts.

d. Program Manager. This is typically the subject matter expert (SME) of the RI program and assists the Proponent in any delegation of their tasks of budget and allocation strategy development, budget defense and program execution.

e. Remaining Items Integrator. This position coordinates and facilitates decision-making of the RI portfolio in regard to budget and allocation strategy development, budget defense, program execution and specific allocation plans and processes in conjunction with the Deputies, HQUSACE BLMs, Account Managers, and the RI Proponents or Program Managers.

I-4. Program Considerations. At present, HQUSACE is tracking approximately 88 programs in the RI portfolio. For budget development and allocation strategy purposes, not all of these programs will be included in the FY24 budget recommendation. Reasons for exclusion from the FY24 budget recommendation may include, but not be limited to: the RI program is inactive during FY24 with no work projected; the RI program is sustained by prior years' carry-in funding; the RI program is funded by additional funds appropriated in a specific account's funding pot; or the Administration above HQUSACE-level does not support the program for FY24. In coordination with the RI Integrator, the Deputies and Proponents will balance the Champion's priorities and guidance, HQUSACE BLMs input, ERDC/IWR/MSC's recommendations, District capabilities, and prior years' program execution when developing a budget recommendation for consideration in the FY24 budget or allocation strategy.

I-5. Program Procedure.

a. The activities covered by this SUB-APPENDIX are programmed mainly by HQUSACE, ERDC or IWR. A district or MSC may manage RI programs that are regional in nature (for example, RAMS) or where they execute the majority of the work. These Proponents (with support from the RI Integrator) will prepare and defend the Justification sheets as described in Section I-9 below.

b. Below are major RI milestones anticipated for the FY24 budget development and

allocation strategy cycle. A specific schedule will be published separately. However, it is expected that RIs will be one of the first items disposed during the FY24 budget development process. Additionally, a roadmap for RI Proponents on RI funding and execution is included as Figure I-1.

(1) Proponents (or their designee) initiate coordination with ERDC, IWR, MSCs, and Districts to develop FY24 RI budget and allocation strategy recommendations for each RI based upon guidance within this appendix.

(2) Chief of the Programs Integration Division (PID) issues any subsequent guidance to supplement this appendix to Champions regarding RI program budget development and allocation strategy development for FY24.

(3) HQUSACE Deputy Division Chiefs (or their representatives) and the RI Integrator conduct RI program line-item reviews.

(4) Chief, PID submits proposed FY24 budget recommendation or allocation strategy for all accounts (including the RIs program) to the Chief of Engineers for his/her review/approval.

(5) Chief of Engineers submits budget recommendations or allocation strategy to ASA(CW).

(6) Champions convene preparatory sessions to review and approve read ahead data for ASA(CW) Management & Budget (M&B) meetings.

(7) RI Integrator initiates coordination with HQUSACE BLMs, Account Managers and RI Proponents to begin compiling and assessing program data for M&B read ahead materials.

(8) An allocation strategy is developed by the appropriate account manager in coordination with the RI Integrator, Deputies, HQUSACE BLMs and Proponent.

c. If ERDC, IWR or an MSC is experiencing conditions that would materially affect its budget development and allocation strategy requirements for the activities covered, the Division Commander (or equivalent) should submit a brief letter to HQUSACE, CECW-IP RI Integrator, outlining the changed conditions.

d. Some requests for assistance will not fit clearly into one of the four appropriation accounts, but the RI Proponent and Program Manager should be sure that, to the extent possible, the capabilities are identified in the appropriate RI and that activities in the RI, across the I, C, O&M and MR&T, as well as the Expenses appropriation accounts, are not duplicative.

I-6. Submission Requirements. FY24 budget submission and allocation strategy requirements will vary dependent upon the Proponent's requirements for each RI

program. Refer to the Sub-Appendices below for specific guidance on budget development and allocation strategy elements for each individual RI PPA.

I-7. Data Organization and Prioritization. RIs recommended for budget development and allocation strategy will use the following for the organization of data and prioritization in the respective account: The Business Program across all accounts will be *RI*. For O&M and MR&TO&M accounts, work packages will be entered as a Partial Mission Level of Performance. Proponents/Program Managers should ensure they reflect the appropriate data inputs when they enter RIs data into CW-IFD. For budgeting and allocation strategy purposes all CW-IFD work packages will use state code of "XX".

For FY24 budget development purposes, RI work packages are not expected to be ranked 1 to n by the BLMs. Similar to prior years, RI ceiling amounts will be established for each I, C, O&M, and MR&T appropriation account. Each RI will be evaluated and recommended in three tiers (such as, Tier 1 - Ceiling; Tier 2 - Additional Investment and Tier 3 - Chief's Recommendation) in accordance with any subsequent guidance from the Administration. Any work packages considered for "Additional Investment" should include a priority in its work package title. For example, Additional Capability 1: Harbor Sym Model upgrade to current standards, Additional Capability 2: Arctic Shipping Analysis, Additional Capability 3: commodity and regional Impact Studies, and so on.

I-8. Budget Development and Allocation Strategy. For each RI, the Proponent or Program Manager should load multiple work packages into CW-IFD. Each work package should represent a useful increment of work with defined outputs. The work packages taken together represent the capability for the RI. The budget process will result in selection of none, some, partial, or all of the work packages. Where none, some, or partial work packages are selected for the budget, the remainder will be considered for an allocation strategy. When a partial work package is selected for the budget, it is imperative that RI proponents or program managers develop or revise incremental work packages and input them into CW-IFD to support the three-tiered recommendation.

I-9. J-Sheets. In general, J-Sheets will be generated from the cleared versions submitted for the BY-1 Budget Request. There is one standardized format for RIs J-Sheets, regardless of its appropriation account. An example template is provided as Figure I-2.1. at the end of this section. When applicable, all J-Sheets will include work to be completed during BY-2; work expected to occur in BY-1; and work proposed in the current BY. Any set-asides, or sub-programs within a RI will also include this three-year snapshot description.

Figure I-2.2. is an example of a J-Sheet with tracked changes into the next fiscal year. As per OMB and OASA(CW), every change must be marked as a track change. Each column needs to have the changes shown. Do not add table columns on either side.

Changes to authorization need to be cleared through the HQUSACE Office of Counsel during the fiscal year prior to the J-Sheets being marked up with changes. All changes must be cleared before they are uploaded in the OMB MAX system.

Changes to descriptions of work (such as, what is done with the funds) can be made but they should be limited in scope and judicious in nature. Generally, “good-to-glad” changes or re-writing text from previous cleared versions is highly discouraged.

All J-Sheets that are being marked-up with changes are to be ONLY done with the prior fiscal year published J-Sheet. Exceptions to this is if the program/project was not budgeted in the prior year - then the last published version is to be used. For example, Project XYZ was not budgeted in FY23 and the last budgeted fiscal year was FY20 - then the FY20 J-Sheet will be marked with tracked changes as per directed above.

Changes to Version 1 of the J-Sheet should be limited to updating the financial information, work accomplished, work scheduled, and other information that requires revision. Editorial changes should be by exception only. Narrative language that has previously been removed/excluded/struck/deleted from the J-Sheet by OASA(CW) or OMB should not be included in the FY 2024 J-Sheet.

- Ensure entry of work package data follows the increments as described in paragraph I-8
- Participate in line-item reviews for budget
- Develop and espouse within-USACE budget recommendations
- Prepare justification materials
- Defend HQUSACE recommendations to higher authority
- Ensure that work package data are updated to reflect budget or allocation strategy decisions
- “Parent” and multi-EROC RIs: Prepare allocation plans based on budget and allocation strategy
- Participate in budget defense, RFIs, etc.
- Ensure that work package data are updated for allocation strategy consideration
(August)
- “Parent”, budgeted “funding pot”, or multi-EROC RIs: Develop Master Tables and update allocation plans based on lesser of President’s Budget, House, or Senate amount, and authorize executing EROCs to execute planned work during a Continuing Resolution (CR) **(September)**
- “Parent”, budgeted “funding pot”, or multi-EROC RIs: Based on Conference, update CW-IFD, update allocation plan, prepare Work Allowance Distribution (WAD) table, and authorize executing EROCs to execute planned work pending apportionment
- For the allocation strategy, espouse RI to RI Integrator and Business Line Manager / Funding Pot owner
- Ensure that CW-IFD work package data on “allocation from funding pot”, EROC, etc. are updated to reflect allocation strategy decisions
- “Parent” or budgeted “funding pot” Remaining Item: Prepare WAD table for allocation strategy funding

Figure I-1. Funding & Execution Road Map for Remaining Item Proponents

APPROPRIATION TITLE: Investigations, Fiscal Year 2023

PROJECT NAME: Planning Assistance to States 1/ 2/

| Allocation in FY 2019 \$ | Allocation in FY 2020 \$ | Allocation in FY 2021 \$ | Presumed Allocation in FY 2022 \$ | Chief's Recommendation in FY 2023 \$ |
|--------------------------------|--------------------------------|--------------------------------|--|---|
| 9,000,000 | 9,000,000 | 13,726,000 | 7,000,000 3/ | 8,900,000 |

1/ With limited exceptions, non-Federal sponsors are responsible for 50 percent of the cost of efforts undertaken with these funds.

2/ The Budget accounts for this activity under the Flood and Storm Damage Reduction program.

3/ Unobligated Carry-in Funding: The actual unobligated carry-in from FY 2020 to FY 2021 was \$7,565,000. As of the date this justification sheet was prepared, the total unobligated dollars estimated to be carried into Fiscal Year 2022 from prior appropriations for use on this effort is \$0.

AUTHORIZATION: Section 22 of the Water Resources Development Act of 1974, as amended, 42 U.S.C. 1962d-16.

DESCRIPTION: The Corps uses this funding to provide technical assistance and comprehensive water resource planning support to states, local governments, Indian tribes, and regional and interstate water resources authorities to assist them in their water resources planning efforts. The Corps would use the requested funds for work related to water resource planning and management. Section 156 of WRDA 2020 states that in carrying out Section 22, equal priority shall be provided for all mission areas of the Corps of Engineers, including water supply and conservation.

States, local governments, Indian tribes, and regional and interstate water resources authorities that are working to develop locally directed solutions to their water resources problems are eligible to compete for this funding. The program provides a means for Corps staff to work with non-federal interests and share expertise on the water and related resources issues that may not be eligible for or require a feasibility study. The Corps does not use this funding to conduct feasibility or watershed studies, or to develop analyses intended as preparation for a Corps project or watershed study.

Through this program, the Corps generally provides technical analysis to a community that is working on a specific water or related resources issue, such as where a local authority seeks to develop or update its hazard mitigation plan, or otherwise to improve the way that it is managing its flood risk. The Corps also is able under this program to provide technical analysis to support a broader effort by a state, regional, or interstate authority (such as the Susquehanna River Basin Commission River Basin Commission, Delaware River Basin Commission, or the Interstate Commission on the Potomac River Basin) that is evaluating options involving a range of issues across a large watershed.

Examples of the kinds of issues on which the Corps has provided such comprehensive planning and technical assistance include floodplain management, coastal zone management, water conservation, drought management, restoring urban river environments, water quality, and pre-disaster emergency planning.

HQUSACE

Planning Assistance to States

Figure I-2.1. Sample Civil Works Remaining Item J-Sheet

APPROPRIATION TITLE: Investigations, Fiscal Year 2023

PROJECT NAME: Planning Assistance to States 1/ 2/

| Allocation in FY 2019 | Allocation in FY 2020 | Allocation in FY 2021 | Presumed Allocation in FY 2022 | Budgeted Chief's Amount Recommendation in FY 2023 |
|-----------------------------|-----------------------------|--------------------------|--------------------------------------|---|
| \$ 9,000,000 | \$ 9,000,000 | \$ 13,726,000 | \$ 13,726,000 | \$ 8,97,000,000 |
| | | | -7,000,000 | |
| | | | 3/ | |

1/ With limited exceptions, non-Federal sponsors are responsible for 50 percent of the cost of efforts undertaken with these funds.

2/ The Budget accounts for this activity under the Flood and Storm Damage Reduction program.

3/ Unobligated Carry-in Funding: The actual unobligated carry-in from FY 2020 to FY 2021 was \$7,565,000. As of the date this justification sheet was prepared, the total unobligated dollars estimated to be carried into Fiscal Year 2022 from prior appropriations for use on this effort is \$0.

AUTHORIZATION: Section 22 of the Water Resources Development Act of 1974, as amended, 42 U.S.C. 1962d-16.

DESCRIPTION: The Corps uses this funding to provide technical assistance and comprehensive water resource planning support to states, local governments, Indian tribes, and regional and interstate water resources authorities to assist them in their water resources planning efforts. The Corps would use the requested funds for work related to water resource planning and management flood risk management. Section 156 of WRDA 2020 states that in carrying out Section 22, equal priority shall be provided for all mission areas of the Corps of Engineers, including water supply and conservation.

States, local governments, Indian tribes, and regional and interstate water resources authorities that are working to develop locally directed solutions to their water resources problems are eligible to compete for this funding. The program provides a means for Corps staff to work with them non-federal interests and share expertise on the water and related resources issues that may not be eligible for or require a feasibility study that are of interest to them, outside of the Corps process for the planning and authorization of a specific proposed Corps project. The Corps does not use this funding to conduct project feasibility or watershed studies, or to develop analyses intended as preparation for a Corps project or watershed study.

Through this program, the Corps generally provides technical analysis to a community that is working on a specific water or related resources issue, such as where a local authority seeks to develop or update its hazard mitigation plan, or otherwise to improve the way that it is managing its flood risk. The Corps also is able under this program to provide technical analysis to support a broader effort by a state, regional, or interstate authority (such as the Susquehanna River Basin Commission River Basin Commission, Delaware River Basin Commission, or the Interstate Commission on the Potomac River Basin) that is evaluating options involving a range of issues across a large watershed.

Examples of the kinds of issues on which the Corps has provided such comprehensive planning and technical assistance include floodplain management, coastal zone management, water conservation, drought management, restoring urban river environments, water quality, and pre-disaster emergency planning.

HQUSACE

Planning Assistance to States

Figure I-2.2. Sample Civil Works Remaining Item J-Sheet Tracked Changes

Sub-Appendix I-2 Remaining Items, Investigations

I-2-1. Program Purposes. RI programs under the I appropriation account may not directly contribute to a specifically authorized study within a state. However, many of the products or activities accomplished through coordination with other agencies, collection and study of data, and research and development provide the foundation for countless studies performed by the Corps and other Federal, state and local agencies across the country, which in turn, lowers the cost of studies. Similarly, large, nationwide RIs exist for flood risk and shoreline management programs as well as disposition studies. Specific RI programs in the I account are listed below:

I-2-2. Access to Water Data.

a. Program Objective. This program is used to develop standard business processes, procedures and database models to manage water quality and quantity data generated by the full range of Corps water resources activities in conjunction with the Environmental Protection Agency (EPA), the U.S. Geological Survey (USGS) and the National Oceanic and Atmospheric Administration (NOAA) Water Control and Water Quality Programs.

b. Budget Development and Allocation Strategy. The following data attributes and process should be used for this RI program.

(1) Programmatic AMSCO: 328393

(2) CCS: 180

(3) Initial funding requirements were developed in WRDA Implementation Guidance. Funding requirements are reviewed annually to ensure resources are available to execute and meet WRDA directive. The Proponent works with ERDC to ensure requirements are met and reviews the proposed budget and allocation strategy requirements submitted into CW-IFD by ERDC.

I-2-3. Automated Information Systems Support Tri-CADD.

a. Program Objective. This program addresses the Civil Works (CW) aspect of Computer Automated Design (CAD), Building Information Modeling (BIM) and Geospatial Information Systems (GIS) data standardization. The BIM, CAD, and GIS systems at field offices achieve maximum productivity when they take advantage of the economies of scale offered by sharing the development and use of common data standards, procedures, and applications.

b. Budget Development and Allocation Strategy. The following data attributes and process should be used for this RI program.

(1) Programmatic AMSCO: 053919

(2) CCS: 294

(3) The Proponent works with ERDC/Army Geospatial Center (AGC) to ensure requirements are met and reviews the proposed budget and allocation strategy requirements submitted into CW-IFD by ERDC/AGC.

I-2-4. Coastal Field Data Collection.

a. Program Objective. This RI funds operation of the USACE Field Research Facility, Duck, NC as well as continuous long-term nearshore process and response measurements at the FRF. CFDC provides specialized testing, development, and validation of equipment and techniques that allow researchers to collect high-quality data in the challenging nearshore environment, including data during extreme storms that can lead to better understanding and forecasting of storm impacts. Knowledge provides insights to understand climatic changes that may impact Corps projects. Inaccurate and insufficient observation data results in project design errors for coastal navigation and storm damage reduction.

b. Budget Development and Allocation Strategy. The following data attributes and process should be used for this RI program.

(1) Programmatic AMSCO: 053836

(2) CCS: 280

(3) Funding need is developed based on an average of annual operating expenses for the Field Research Facility including operation and maintenance of coastal ocean data systems, support vessels, field equipment and facilities to support work unit research on coastal ocean waves and shoreline impacts. The Annual RI budget request is generally insufficient to meet the operation and maintenance requirements of the Field Research Facility and is supplemented by reimbursable work performed for USACE Districts, Divisions and other Federal agencies. Work package data is entered and maintained in CW-IFD by the ERDC Programs Office.

I-2-5. Committee on Marine Transportation Systems.

a. Program Objective. This program allows for critical participation with the Committee on Marine Transportation Systems (CMTS), ensures product development and maintenance of the website and the Corps' participation in the CMTS, various Integrated Action Teams (IAT) and the publication of maritime reports.

b. Budget Development and Allocation Strategy. The following data attributes and process should be used for this RI program.

(1) Programmatic AMSCO: 126628

(2) CCS: 291

(3) The Program Manager develops the budget requirement based on the activities required to successfully deliver the program's objective(s) and provides the supporting justification documentation to the Proponent. The Program Manager, Proponent and Champion determine the recommended budget request and that amount is input by the Program Manager into an overarching work package in CW-IFD, which includes a description of proposed activities, budget, and schedule.

I-2-6. Coordination with Other Water Resource Agencies.

Note: Also includes Asian Carp, CALFED, Chesapeake Bay Program, Gulf of Mexico, Lake Tahoe, and Pacific Northwest Case coordination programs.

a. Program Objective. The objective of this program is to enable efficient and effective coordination with agencies on water resources issues and problem areas of mutual concern that are general in nature, not part of a programmed project or study, and often support multi-agency, national initiatives and strategies. This item is funded equally by AER, NAV, and FRM business lines. Coordination agencies include, but are not limited to the Department of Agriculture, Natural Resources Conservation Service; Department of Interior, Bureau of Reclamation; and Regional Planning Commissions and Committees Programs.

b. Budget Development and Allocation Strategy. The following data attributes and process should be used for this RI program.

(1) Parent AMSCO 190103, multiple child AMSCOs (shown below)

(2) CCS Code 181 (starting in FY21, all consolidated programs within this line will use this CCS).

(3) Each MSC/District will provide capabilities and descriptions of work into a spreadsheet distributed by the HQ Program Manager. Descriptions of work will include specific activities/programs/coordinating forums in which the district plans to participate, not general statements about coordinating with other Federal agencies. For each component OTHER THAN the general Coordination with Others (such as, the specific programs that formerly were stand-alone RI's), the MSCs will also enter a work package(s) in CW-IFD stating capability and work package description, etc. The Program Manager summarizes this info and provides the supporting justification/documentation to the Proponent. The Program Manager, Proponent and Champion determine the recommended budget request and that amount is input by the Program Manager into CW-IFD, which includes a description of proposed activities, budget, and schedule.

(4) The Program Manager develops the budget requirement based on district requests compiled by each MSC for activities required to successfully deliver the program's objective(s); and provides the supporting documentation to the Proponent. The Program Manager, Proponent and Champion determine the recommended budget request and that amount is input by the Program Manager into overarching work packages in CW-IFD, which include a description of proposed activities, budget, and schedule.

c. Consolidated Child Programs.

(1) Other Coord - Coordination with Other Agencies. Former Programmatic RI prior to consolidation of the programs below. The program's objective includes interagency collaboration and coordination training, strategic engagement initiatives, and funding for the Corps staff for the Corps to coordinate with other water resource agencies. AMSCO: 053907.

(2) CalFed. The program objective specifically includes Corps participation in the CALFED Bay- Delta Program solution process for the development of a long-term comprehensive plan that will restore ecological health and improve water management for beneficial uses of the Bay-Delta system. AMSCO: 053923.

(3) Lake Tahoe Federal Interagency Partnership. The program objective includes Corps participation in the partnership with other Federal agencies, consistent with Executive Order 13057 "Federal Actions in the Lake Tahoe Region", to ensure cooperation, support and synergy. AMSCO: 053931.

(4) Gulf of Mexico. The program objective specifically includes Corps participation in the Gulf of Mexico program, which is an interagency effort for resolving complex environmental problems associated with man's use of the Gulf of Mexico. This program is limited to divisions and subordinate districts bordering on the Gulf of Mexico. AMSCO: 017251.

(5) Pacific Northwest Forest Case. The program objective specifically includes Corps participation in the Pacific Northwest Forest Case Study, which is an interagency program initiated by the White House's Council on Environmental Quality for ecosystem management of the public lands within the range of the Northern Spotted Owl. AMSCO: 017252.

(6) Chesapeake Bay program. The program objective specifically includes Corps participation in the Chesapeake Bay program, which is an interagency program initiated by the U.S. Environmental Protection Agency, for the protection and restoration of the bay's natural resources. Work which requires Section 510 of the Water Resources Development Act of 1996 authorization is subject to the cost sharing of that authorization. AMSCO: 017253.

I-2-7. Disposition of Completed Projects.

a. Program Objectives. The study and analyses of potential divestitures meets one of the primary objectives in the Civil Works Strategic Plan and the USACE Campaign Plan FY18-22: Operating and maintaining water resource infrastructure and a reliable waterborne transportation system to provide maximum benefits to the nation. The funding from the Disposition of Completed Projects RI allows the Corps the flexibility to identify and investigate the highest priority disposals that result in end of lifecycle solutions. Asset end of life cycle decisions that best serve the Nation can be supported using consistent, transparent, and repeatable tools and processes to inform strategic maintenance; performance conditions and risk assessments and identifying associated consequences; and using that information to prioritize investments. Cost savings can be derived from reductions of project operation and maintenance or divestiture of assets no longer providing benefits as part of a comprehensive Civil Works lifecycle portfolio management strategy, and potentially reduce Federal liability after disposal of the facility has been completed. This will result in more funds available for operation and maintenance of critical projects and ensuing the best use of limited funds.

b. Eligibility. MSCs will nominate assets for disposition studies during the budget development and allocation strategy process. HQUSACE will use this list of assets to select those suitable for disposition studies. The selection criteria will prioritize assets that require a negligible amount of work to prepare for disposal and where the cost of disposal is most likely to be economically justified. There is no legal requirement that these studies be cost shared. Further guidance regarding disposition studies can be found in the CECW-P memo dated 22 Aug 2016, *Interim Guidance on the Conduct of Disposition Studies*, and the CEMP-CR memo dated 28 Sept 2016, *Real Estate Policy Guidance Letter no. 33 – Interim Guidance on Disposition Studies*.

c. Requirement. Assets intended to be nominated for a Disposition Study should be synopsisized in a Fact Sheet (see requirements below) and simultaneously submitted via the Operations chain and the Planning chain to the MSC Divestiture POC for consideration and consolidation. Fact Sheets are to be submitted to the HQUSACE Divestiture POC NLT 1 May 2023. The Fact Sheet will include the following:

(1) Brief project description, including identification of authorizing language and authorized purposes.

(2) Brief description of current project status (such as, active or inactive (caretaker, standby, mothball), or other).

(3) Identification of:

(a) Anticipated end state and potential stakeholders with interest in taking ownership of the project

(b) An analysis of the probability of success in divesting the project

(c) Potential major issues which could affect the time, cost or ability to divest the project

(d) Estimate annual holding costs of project if no change occurs

(e) Any interest in a locally led P3 within the end of lifecycle solution process

(f) Scope of effort, funding required for FY23, FY24, and FY25.

d. Budget Development and Allocation Strategy. The following data attributes and process should be used for this RI program.

(1) Programmatic AMSCO: 190097

(2) CCS: 164

(3) The HQUSACE Divestiture Program Manager develops the budget requirement based on the number of proposed Disposition Studies; activities required to successfully deliver the program's objective(s) and provide the supporting justification documentation to the Proponent. The Program Manager, Proponent and Champion determine the recommended budget request and that amount is input by the Program Manager into an overarching work package and work plan in CW-IFD, which includes a description of proposed activities, budget, and schedule. The Program Manager will translate this information into an allocation plan and communicate the plan to the performing element.

I-2-8. Environmental Data Studies.

a. Program Objective. Supports maintenance and development of the CW Project Mitigation and ESA Compliance Database, a USACE-wide integrated tool designed to consolidate and report information on required environmental mitigation for CW projects and costs to comply with Endangered Species Act (ESA) biological opinions. Supports the Ecosystem Business Line Database - the sole database for USACE ecosystem restoration study and project information; facilitates knowledge sharing among personnel planning and executing ecosystem projects, tracking studies and projects, and responding to queries regarding the content and outputs of the USACE AER program; and Information required for program-level adaptive management serves as a learning tool for environmental compliance practitioners, facilitates long-term management of mitigation sites, and functions as a reporting tool for outside requirements and interested parties. Collectively the databases are known as HERON, the Holistic Environmental Restoration Online Network. The RI program also funds the preparation of the Annual Reports to Congress required by Section 906, WRDA 1986, as amended, and Section 2036, WRDA 2007.

b. Budget Development and Allocation Strategy. The following data attributes and process should be used for this RI program.

(1) Programmatic AMSCO: 053856

(2) CCS: 292

(3) The Program Manager develops the budget requirement based on the activities required to successfully deliver the program's objective(s) and provides the supporting justification documentation to the Proponent. The Program Manager, Proponent and Champion determine the recommended budget request and that amount is input by the Program Manager into an overarching work package in CW-IFD, which includes a description of proposed activities, budget, and schedule.

I-2-9. FERC Licensing Activities.

c. Program Objective. Enables the review of pre-applications for Federal Energy Regulatory Commission (FERC) preliminary permit and license pre-applications for development of hydroelectric power at Corps and/or non-Corps projects to ascertain potential impacts to the Corps' water management responsibilities and mission in operating projects for flood risk management and water supply purposes. The objective of these activities is to provide support for and timely review of pre-applications consistent with regional and national priorities. Reviews are accomplished on a first come, first served basis by the appropriate Districts.

d. Eligibility. The pre-application reviews are eligible for consideration if they are for new or existing non-Corps operated facilities. These reviews could have an effect on ongoing projects under construction or being operated by the Corps and should be accomplished with available project funds under this program.

e. Budget Development and Allocation Strategy. The following data attributes and process should be used for this RI program.

(1) Programmatic AMSCO: 053857

(2) CCS: 172

(3) The Proponent/Program Manager develops the line-item budget by consolidating a spreadsheet with requested funds from various Districts and Divisions and prepares work packages in CW-IFD, with a description of proposed activities, budget, and schedule. The activities are funded based on the number of historically completed reviews of licensing applications.

I-2-10. Flood Damage Data.

a. Program Objective. To continue to develop, verify and publish riverine and coastal depth- damage functions, compile data for additional damage categories, such as, evacuation, relocation or clean-up costs, including guidance development and implementation (and any additional recertification) of the Traffic Delay Model, which will

be used for FRM studies across the Corps.

b. Budget Development and Allocation Strategy. The following data attributes and process should be used for this RI program.

(1) Programmatic AMSCO: 053918

(2) CCS: 295

(3) The Program Manager develops the budget requirement based on the activities required to successfully deliver the program's objective(s) and provides the supporting justification documentation to the Proponent. The Program Manager, Proponent and Champion determine the recommended budget request and that amount is input by the Program Manager into an overarching work package in CW-IFD, which includes a description of proposed activities, budget, and schedule.

I.2-11. Flood Plain Management Services (FPMS).

a. Program Objective. The Corps is authorized by Section 206 of the 1960 Flood Control Act, as amended, to provide information; compile and disseminate information on floods and flood damages, including identification of areas subject to inundation by floods of various magnitudes and frequencies; establish general criteria for guidance for the use of flood plain areas; and advise in planning to ameliorate flood hazards. Direct response and assistance are provided through the FPMS program to Federal and non-Federal interests and agencies, and private persons.

This support can be provided as work performed by the FPMS Units, Technical Services, Quick Response or Special Studies. FPMS topic specific technical services and support include the Nonstructural Alternatives for Managing Flood Risk program, Systems Approach to Geomorphic Engineering (SAGE), the National Nonstructural Committee and the National Hurricane Program.

b. Technical services and planning guidance are provided to State, regional and local governments, other non-Federal public agencies and Indian tribes without charge. These services and guidance are available to Federal agencies and private persons on a cost recovery basis. Support for the National Flood Insurance Program is available on a reimbursable basis. A requesting entity may choose to make voluntary contributions to expand the scope of requested services, assuming the services or assistance fall within the programmatic limits of FPMS, and a letter of agreement is executed. It should be noted that these studies are generally anticipated to be able to be completed within one to two years and within a budget of approximately \$100,000 to \$200,000.

c. FPMS funding accomplishments are to be shown for (1) District FPMS Units, (2) Quick Responses taking 10 minutes or less and provided without charge, (3) Technical Services, (4) Special Studies and (5) Specific Technical Services. A comprehensive accounting of Special Study and Specific Technical Services numbers and a list of

Special Study and Specific Technical Services accomplishments completed in the BY is required by the HQ Program Manager. An estimated, cumulative number of responses to requests will be shown for Quick Responses and Technical Services.

d. FPMS program funds will be pro-rated to fund the FPMS funded specific technical services programs, per Congress' direction.

e. CCS codes to track each of the set aside programs should be budgeted/funded per the following:

(1) 250, Flood Plain Management Services (HQ Parent).

(2) 251, FPMS Nonstructural Alternatives for Managing Flood Risk.

(3) 252, FPMS SAGE.

(4) 253, National Hurricane Program.

(5) 254, National Nonstructural Committee.

(6) 255, FPMS Units, Technical Services, Quick Response or Special Studies Program.

f. It is important to adhere to the Program Code nomenclature where individual studies have individual program codes and the other FPMS activities use the established program codes of:

(1) National Nonstructural Committee - 082025

(2) District FPMS Units – 082030

(3) Quick Responses - 082045

(4) Technical Services – 082040

g. Budget Development and Allocation Strategy. The following data attributes and process should be used for this RI program.

(1) Parent AMSCO 190004, multiple child AMSCOs

(2) CCS: 250 series

(3) The HQ FPMS Program Manager develops the budget requirement based on the activities required to successfully deliver the program's objective(s), enters the work package in CW-IFD, provides the supporting justification documentation to the Proponent and develops Allocation Plan(s). The budget and Allocation Plan(s) will be a

function of program performance, program need, and Congressional intent. The Program Manager, Proponent and Champion determine the recommended budget request and allocation amounts are managed by the HQ and MSC Program Managers. Approval for moving funds to support efforts other than their original intent remains with HQ.

I-2-12. Hydrologic Studies.

a. Program Objectives. The technical information derived from this program improves hydrologic and hydraulic engineering data and methods used for the planning, design, construction, and operation of water resources projects. The program consists of various elements related with non-project specific hydrologic and hydraulic engineering studies, such as: general hydrologic studies include generalized hydrologic analyses of rainfall - runoff relationship, flood frequency, snowmelt studies, hydrograph development and routing at selected watersheds, model calibrations, and analyses of past floods and other studies. Sedimentation studies includes non-project sedimentation investigation activities. Supports streamflow data collection infrastructure including installation and operation of streamflow gages and resulting data sets are used for general hydrologic studies. The program also provides for flood investigation activities including investigation of hurricane surges, high water mark setting, measurement, and recordings. Hydrologic studies can also include Integrated Water Resources Science and Services (IWRSS) activities which brings four U.S. agencies with complementary water resources missions (USGS, NOAA, FEMA, and USACE) together to share resources to help solve the nation's water resources issues.

b. Budget Development and Allocation Strategy. The following data attributes and process should be used for this RI program.

(1) Programmatic AMSCO: 053820

(2) CCS: 260

(3) The Proponent/Program Manager develops the line-item budget by consolidating a spreadsheet with requested funds from various Districts and Divisions and prepares work packages into CW-IFD, with a description of proposed activities, budget, and schedule.

I-2-13. Interagency and International Support (Section 234).

a. Program Objective. This program was authorized by Section 234 of WRDA 1996. The objective of this program is to support activities of other federal agencies, international organizations, or foreign governments in addressing problems of national significance to the United States.

b. This program provides for the technical and managerial expertise of the U.S. Army Corps of Engineers to address domestic and international problems and to gain mutual

benefits through leveraging of skills and resources of all parties to achieve commonly desired outcomes. Such activities must be consistent with DoD goals and, if international, goals and policies of the DoS.

c. Budget Development and Allocation Strategy. The following data attributes and process should be used for this RI program.

(1) Programmatic AMSCO: 053921

(2) CCS: 178

(3) The Program Manager develops the budget requirement based on the priorities identified to the Proponent by MSC and FOA components to successfully deliver the program's objectives. The Proponent provides supporting justification and outcomes documentation to the Program Manager. The Program Manager, Proponent, and Champion determine the recommended budget request and that amount is input by the Program Manager into an overarching work package in CW-IFD, which includes a description of proposed activities, budget, and schedule.

I-2-14. Interagency Water Resource Development.

a. Program Objective. The interagency water resources development program is for Corps district activities, not otherwise funded, that require coordination effort with non-Federal interests. These activities include such things as meeting with City, County and state officials to help them solve water resources problems when they have sought advice or to determine whether or not Corps programs are available and should be used to address the problems. Funding for American Heritage River Navigators is included in this category and requirements for this effort should be separately noted and justified. Funds are also used to support efforts of the Great Lakes Coordination Committee, including improvements to their regional habitat restoration database. Funds will also be used to support USACE participation on several of the Great Lakes Water Quality Agreement Annexes.

b. Budget Development and Allocation Strategy. The following data attributes and process should be used for this RI program.

(1) Programmatic AMSCO 014713

(2) CCS: 173

(3) The Program Manager develops the budget requirement based on the activities required to successfully deliver the program's objective(s) and provides the supporting justification documentation to the Proponent. The Program Manager, Proponent and Champion determine the recommended budget request and that amount is input by the Program Manager into overarching work packages in CW-IFD, which include a description of proposed activities, budget, and schedule.

I-2-15. International Waters Studies.

a. Program Objective. This program contributes to better control, utilization, and orderly development of jointly – controlled water resources along the U.S. – Canada boundary. It encompasses four boards and one committee established by the International Joint Commission (IJC) and in response to other U.S./Canadian cooperative efforts. IJC boards fall into two broad categories: boards of control, which are essentially permanent; and engineering or advisory boards, which are usually dissolved after completing their investigation.

b. Eligibility. Activities within the scope of authority of an appropriate Board and/or committee are eligible for funding.

c. Budget Development and Allocation Strategy. The following data attributes and process should be used for this RI program.

(1) Programmatic AMSCO: 053900

(2) CCS: 240

(3) The proponent/Program Manager develops the line-item budget by consolidating requested funds from pertinent Districts/Divisions and prepares work packages in CW-IFD, with a description of proposed activities, budget, and schedule.

I-2-16. Inventory of Dams Program.

a. Program Objective. Maintain and publish a nation-wide inventory of dams available to Federal and state dam safety agencies as well as to the general public.

b. Budget Development and Allocation Strategy. The following data attributes and process should be used for this RI program. In general, two work packages will be input into CW-IFD by the Proponent. One package is for budget development and the second is for the allocation strategy.

(1) Programmatic AMSCO: 014405

(2) CCS: 174

(3) The program's budget and allocation strategy needs are driven by continuous requests from Federal and non-Federal dam safety agencies to update and/or integrate provide their entire agency's dam inventory portfolio into the National Inventory of Dams (NID) database. Modifications to the NID web site continue to improve ease of access, security, information updates by Federal and non-Federal dam safety agencies, and integration with other dam and levee safety resources.

I-2-17. National Flood Risk Management Program.

a. Program Objective. The aim of the National Flood Risk Management Program (NFRMP) is to foster collaboration across the flood risk management life-cycle within USACE programs, activities, and initiatives and externally with federal, state, local, tribal, territorial, and other partners. The program cuts across USACE mission areas, business lines, and programs to promote best practices, leverage technical and programmatic expertise, and improve the agencies' collective FRM capability and capacity. Given the shared nature of FRM, the program also reaches out beyond the USACE and uses its convening power to provide technical assistance and improve our support to others facing complex flood risk management challenges. Specific activities carried out under this program include participation on Federal agency teams including the Mitigation Framework Leadership Group (MitFLG), the Federal Interagency Floodplain Management Task Force (FIFM-TF), and other interagency groups as appropriate; support to state-led Silver Jackets teams including the District of Columbia, Puerto Rico, Guam, and the US Virgin Islands; support to USACE Communities of Practice and functional areas, such as, Dam Safety, Levee Safety, Emergency Management, and Planning; as well as support to flood related business line and budget activities.

b. Budget Development and Allocation Strategy. The following data attributes and process should be used for this RI program.

(1) Programmatic AMSCO: 133938

(2) CCS: 179

(3) The HQ Program Manager develops the budget requirement based on the activities required to successfully deliver the program's objective(s) and provides the supporting justification documentation to the Proponent. The Program Manager, Proponent and Champion determine the recommended budget request and that amount is input by the Program Manager into an overarching work package in CW-IFD, which includes a description of proposed activities, budget, and schedule.

I-2-18. National Shoreline Management Study.

a. Program Objective. Authorized in 1999 and first funded in 2002, the National Shoreline Management Study (NSMS) documents the physical, economic, environmental, and social impacts of shoreline change across the country. Through a series of 8 interagency regional assessments (crossing USACE Districts and Divisions), NSMS researchers examine federal and state coastal mapping data to understand the extent and impact of shoreline changes. The assessments describe shoreline erosion and accretion within a region and evaluate the effects of those processes on coastal communities and ecosystems, and prioritize actions that achieve multiple objectives, such as, erosion control and habitat restoration. There are a total of 8 regional assessments. Once all 8 are completed, they will be rolled up into a national report

summarizing key findings and recommendations. Complementing these efforts are a series of related efforts for improving methods for estimating coastal storm damages avoided and a future storm risk management assessment to help communities and decision makers plan for future storm risk.

b. Budget Development and Allocation Strategy. The following data attributes and process should be used for this RI program.

(1) Programmatic AMSCO: 053929

(2) CCS: 179

(3) The Program Manager develops the budget requirement based on the activities required to successfully deliver the program's objective(s) and provides the supporting justification documentation to the Proponent. The Program Manager, Proponent and Champion determine the recommended budget request and that amount is input by the Program Manager into an overarching work package in CW-IFD, which includes a description of proposed activities, budget, and schedule.

I-2-19. Planning Assistance to States (PAS).

a. Program Objective. The PAS program is carried out as described in Appendix G, ER 1105-2- 100, Planning Guidance Notebook, per the provisions of Section 22 of the WRDA 1974, as amended. This public law (42 U.S.C. 1962d-16) authorizes the Chief of Engineers to cooperate with States, groups of States, regional coalitions of government bodies, Commonwealths, Territories, non-Federal interests working with States, Indian tribes and Indian Tribal organizations in preparation of comprehensive water resources plan(s) for development, utilization and conservation of the water and related resources of drainage basins, watersheds or ecosystems, including plans to comprehensively address water resource challenges. The public law also authorizes the Chief of Engineers to cooperate with governmental agencies and non-Federal interests in providing technical assistance related to management of water resources and related land resources development identified in State water resources management documentation. Assistance is provided subject to requirements of the law.

b. Planning assistance should be coordinated and scheduled to ensure the continuation and completion of ongoing work and the timely initiation of new work. Funds for this program will be issued provision of an executed PAS letter of agreement and required documentation to the HQ Program Manager through the MSC Program Manager. New projects may be initiated on a rolling basis throughout the year with coordination through the MSC to the HQ Program Manager.

c. It is important to adhere to the Program Code nomenclature where individual studies have individual program codes and coordination activities use the program code of 190007.

d. Budget Development and Allocation Strategy. The following data attributes and process should be used for this RI program.

(1) Parent AMSCO: 190007, multiple child AMSCOs

(2) CCS: 186

(3) The HQ PAS Program Manager develops the budget requirement based on the activities required to successfully deliver the program's objective(s) enters the work package in CW-IFD, provides the supporting justification documentation to the Proponent and develops Allocation Plan(s). The budget and Allocation Plan(s) will be a function of program performance, program need, and Congressional intent. The Program Manager, Proponent and Champion determine the recommended budget request and that allocation amount is managed by the HQ and MSC Program Managers.

I-2-20. Planning Support Program.

a. Program Objective. The Planning Support Program funds three vital elements of the Planning Program. 1) Planning modernization is focused on delivery, implementation, training, and policy guidance/development of the planning portfolio. 2) Planning Associates Program is a master level training and leadership program designed to ensure that planners have the education to tackle the nation's planning challenges, by increasing competencies and leadership skills. 3) Planning Centers of Expertise (PCX) provide direct support and oversee the review process including development of review guides, training modules, model certification and the development of new guidance.

b. Budget Development and Allocation Strategy. The following data attributes and process should be used for this RI program.

(1) Programmatic AMSCO: 151558

(2) CCS: 296

(3) The Program Manager develops the budget requirement based on the activities required to successfully deliver the program's objective(s) and provides the supporting justification documentation to the Proponent. The Program Manager, Proponent and Champion determine the recommended budget request and that amount is input by the Program Manager into overarching work packages in CW-IFD, which include a description of proposed activities, budget, and schedule.

I-2-21. Precipitation Studies.

a. Program Objective. This is the hydro-meteorological studies program conducted by the Corps of Engineers. These studies are not covered under regular CW I and O&M

funding programs. The Corps performs analyses of storm rainfall and other meteorological data required to develop hydrologic criteria for use in planning, design and water control management of flood control and water resources development projects, and in floodplain management studies.

b. Budget Development and Allocation Strategy. The following data attributes and process should be used for this RI program.

(1) Programmatic AMSCO: 088039

(2) CCS: 220

(3) The Proponent/Program Manager develops the line-item budget by consolidating requested funds from the Districts and Divisions and prepares work packages in CW-IFD, with a description of proposed activities, budget, and schedule. The activities are funded based on how the studies would support existing and anticipated projects.

I-2-22. Remote Sensing/Geographic Information System Support.

a. Program Objective. The Remote Sensing (RS)/GIS Center is the USACE Center of Expertise for Civil Works Remote Sensing and GIS technologies, providing mission essential imagery and geospatial support to CW programs. The Center of Expertise provides cost-effective centralized management and enterprise geospatial support through technology transfer and applications development for Corps mission responsibilities in all business practice areas: navigation, flood risk management, hydropower, regulatory, environment, emergency management, recreation, water supply, and work for others.

b. Budget Development and Allocation Strategy. The following data attributes and process should be used for this RI program.

(1) Programmatic AMSCO: 031293

(2) CCS: 293

(3) An annual funding request is developed based on the average of yearly requests for services as RS/GIS Center of Expertise from district, division and HQUSACE personnel. Increases in funding are generated by new enterprise requirements identified by HQUSACE. The Proponent works with ERDC to ensure requirements are met and reviews the proposed budget and allocation strategy requirements submitted by ERDC in CW-IFD.

I-2-23. Research and Development (R&D).

a. Program Objective. This R&D area provides modernization of capabilities for the Civil Works (CW) Program to understand, predict, and shape outcomes to deliver CW

projects better, faster, and cheaper across all CW business lines. R&D is guided by six Strategic Focus Areas (SFAs) and associated targeted capabilities.

(1) NextGen Water Resources Infrastructure: Improves performance forecasting for infrastructure to improve resilience and reliability, automated operations, and risk quantification. Capabilities are autonomous inspection, repair and operations for data-driven asset management; and risk-based infrastructure design and operations.

(2) Comprehensive Hydro-Terrestrial Risk Management: Develops a real-time national simulation framework coupled with integrated earth observations to provide risk-informed decision support for water resource projects. Capabilities are forecasting hydro-terrestrial hazards and dredging requirements on seasonal to annual scales; quantification of life-cycle O&M requirements for Natural and Nature-Based Features; and rapid evaluation of hazard mitigation alternatives on a national scale.

(3) Innovation in Sediment Management: Develops advanced construction and operations dredging technologies including advanced sensors and monitoring, and validation of best practices for Engineering With Nature® (EWN). Capabilities are reduction of dredging costs, expansion of public-private partnerships for dredging and placement, and application of EWN principles to create ecosystem value and reduce overall flood and coastal risk.

(4) Crisis Mitigation Response: Improves advanced reconnaissance technologies, multi-hazard crisis modeling, risk science and communication. Capabilities are advanced mobile reconnaissance solutions; real-time evaluation of course-of-action alternatives; and faster logistics/supply chain response.

(5) Sustainable Species Management: Improves aquatic ecosystem sustainability through management of Threatened and Endangered (T&E) species, and prevention, detection, and management of Invasive & Nuisance Species (INS). Capabilities are sensors and models forecasting T&E/INS evolution and migration; rapid biological, chemical, mechanical, and physical treatment methods; and assessment and improvement of comprehensive ecosystem health.

(6) Innovative Analytics and Artificial Intelligence: Incorporates products from other SFAs to develop a “system of systems” integrated Navigation – Environment – Flood Risk Management trade-space analytical decision-support tool including sensor integration and Big Data discovery, and advanced robotics and autonomous technologies for remote monitoring, inspection, and analysis. Capability is a dashboard to rapidly integrate numerical-data outcomes for accurate risk-informed decisions.

b. Budget Development and Allocation Strategy. The following data attributes and process should be used for this RI program. In general, multiple work packages will be input into CW-IFD by the ERDC Programs Office. One package is for budget development. Multiple packages may be needed for the allocation strategy since R&D crosses the three main CW business lines: Navigation (NAV), Flood Risk Management

(FRM), and Aquatic Ecosystem Restoration (AER), and supports hydropower, water supply, recreation and regulatory missions.

(1) Parent AMSCO: 190008

(2) child AMSOs:

(a) 031342 – Ecosystem Management & Restoration

(b) 031398 – Flood & Coastal Systems

(c) 031391 – Navigation Systems

(3) CCS: 300 series

(4) The R&D Program is budgeted and managed according to the three main CW Business Lines: NAV, FRM and AER. Strategic direction for the Program is established by the Civil Works R&D Steering Committee (CWRDSC) and articulated in the CW R&D Strategic Plan. Research initiatives are derived from Statements of Need (SON) submitted by field subject matter experts, and from strategic proposals from Headquarters experts, researchers, and independent technology advisory groups. The SONs are prioritized by Research Area Review Groups (RARGs) and Communities of Practice (CoP) and recommended to the Business Line Manager for each of the three business areas. The CW R&D Advisory Group develops/updates a draft CW R&D Strategic Plan each year based on SON prioritization during the RARGs for each Business Line as provided by BLMs, existing SFAs as endorsed by the CWRDSC, and consideration of new strategic proposals. The CWRDSC endorses the annual CW R&D Strategic Plan and approves the proposed budget and research initiatives. The program is annually reviewed to ensure the program is engaged in sound science, meeting field needs, producing valuable products, and providing technology transfer of products to end users. Work package data is entered and maintained in CW-IFD by the ERDC Programs Office.

I-2-24. Scientific and Technical Information Centers.

a. Program Objective. PL 99-802, Federal Technology Transfer Act of 1986, requires technology transfer from Federal agencies to the private sector. In addition, both the Department of Defense and the Department of the Army have objectives of supporting the information needs of engineers and scientists and eliminating unnecessary duplication of R&D.

b. Budget Development and Allocation Strategy. The following data attributes and process should be used for this RI program.

(1) Programmatic AMSCO: 053850

(2) CCS: 270

(3) Budget development and allocation strategy funding is determined by the Assistant Director for CW R&D for support to five Information Analysis Centers in ERDC. These Centers perform technology transfer to end users through information publication and on-call assistance. Funding also is derived from CW BLM support to specific critical technical information dissemination initiatives, such as, Knowledge Management. The Proponent works with ERDC to ensure requirements are met and reviews the proposed budget and allocation strategy requirements submitted by ERDC in CW-IFD.

I-2-25. Special Investigations.

a. Program objective. This RI is used for critical field coordination prior to initiation of an active study or project. These funds are provided for the field to respond to phone calls and various special requests by local interests to conduct limited scope investigations of flooding and potential ecosystem restoration at multiple locations where a previously studied and/or authorized project does not exist as well as to attend meetings of local interest and other agencies during the preliminary stages of project investigations. Actions that assist with Integrated Water Resource Management can be accomplished in this program, such as, required education and expectation setting for potential sponsors. The program specifically includes funding for potential new study screening. This funding allows the District to conduct a rigorous screening process to ensure that the most viable studies are recommended as New Start studies. District staff will participate in this screening process to identify appropriate non-Federal sponsors, obtain a Letter of Intent, and ensure that study authority exists in order to develop a viable portfolio of new start studies. Funds will not be used to perform any study specific analysis.

b. Budget Development and Allocation Strategy. The following data attributes and process should be used for this RI program.

(1) Programmatic AMSCO: 017250

(2) CCS: 171

(3) The Program Manager develops the budget requirement based on the activities required to successfully deliver the program's objective(s) and provides the supporting justification documentation to the Proponent. The Program Manager, Proponent and Champion determine the recommended budget request and that amount is input by the Program Manager into an overarching work package in CW-IFD, which includes a description of proposed activities, budget, and schedule.

I-2-26. Stream Gaging (USGS).

a. Program Objective. Cooperative effort with USGS to collect stream gauging data for non- project sites. The Corps established this continuing, cooperative program in March 1928, so that stream flow data would be available to meet special needs

concerning the Corps water resources responsibilities.

b. Budget Development and Allocation Strategy. The following data attributes and process should be used for this RI program.

(1) Programmatic AMSCO: 053890

(2) CCS: 210

(3) The proponent/Program Manager develops the line-item budget by consolidating requested funds from the Districts and prepares work packages in CW-IFD, with a description of proposed activities, budget, and schedule. The activities are funded based on past years' funding to continue collection of stream gaging data for the sites.

I-2-27. Transportation Systems.

a. Program Objective. This program supports districts, divisions and HQ in accomplishing navigation project planning and evaluating responsibilities through the provision of information and technical support. It is continuing to ensure the development of viable and practical analytical techniques, sources of information, navigation data, forecasts, tools and methods. It also supports the certification and implementation of navigation models.

b. Budget Development and Allocation Strategy. The following data attributes and process should be used for this RI program.

(1) Programmatic AMSCO: 053841

(2) CCS: 291

(3) The Program Manager develops the budget requirement based on the activities required to successfully deliver the program's objective(s) and provides the supporting justification documentation to the Proponent. The Program Manager, Proponent and Champion determine the recommended budget request and that amount is input by the Program Manager into an overarching work package in CW-IFD, which includes a description of proposed activities, budget, and schedule.

I-2-28. Tribal Partnership Program.

a. Program Objective. As currently authorized, the Section 203 program is a study and construction authority. Under this authority, the Secretary may carry out, planning activities, and activities related to the study, design, and construction of water resources development projects, that substantially benefit federally recognized Indian Tribes and that are located primarily within Indian country (including lands within the jurisdictional area of an Oklahoma Tribe) or in proximity to Alaska Native Villages. Authorized activities include projects for flood damage reduction, environmental restoration and

protection, and preservation of cultural and natural resources; watershed assessments and planning activities; letter reports; and other projects as the Secretary, in cooperation with Indian Tribes and the heads of other federal agencies, determines to be appropriate.

b. Budget Development and Allocation Strategy. The following data attributes and process should be used for this RI program.

(1) Programmatic AMSCO: 076371

(2) CCS: 179

(3) The Program Manager develops the budget requirement based on the activities required to successfully deliver the program's objective(s) and provides the supporting justification documentation to the Proponent. The Program Manager, Proponent and Champion determine the recommended budget request and that amount is input by the Program Manager into an overarching work package in CW-IFD, which includes a description of proposed activities, budget, and schedule.

Sub-Appendix I-3 Remaining Items, Construction

I-3-1. Program Purposes. RI programs under the C appropriation account may not directly contribute to a specifically authorized project within a state. However, it does include nationwide programs, such as, the Continuing Authorities Programs, which allows for the planning, design and construction of projects for specific purposes that do not require Congressional authorization; other programs that focus on estuary restoration; the control and spread of invasive species; the dam safety program; and other expenses, such as, the Inland Waterways Users Board and employee compensation. Specific RI programs in the C account are listed below:

I-3-2. Aquatic Plant Control Program.

a. Program Objective. Supports the management of aquatic invasive species through research and cost share management activities. Research efforts develop ecologically based, integrated plant management strategies for invasive aquatic plants (such as, Eurasian watermilfoil, hydrilla, flowering rush, etc.); control technologies for preventing the initial introduction and spread of invasive aquatic plant species over large acreages; replacing problem invasive aquatic plants with native species (providing much-improved aquatic habitat for fish and wildlife); and continuing research on biological and chemical control technologies; develop and implement a watercraft inspection station program with the Columbia Basin, upper Missouri River Basin, South Platte River Basin, Upper Colorado River Basin, Arkansas River Basin, Russian River Basin, and the U.S. and Canada Border Regions to protect prevent the spread of aquatic invasive species into and out of waters of the United States. Develop protocols for early detection and rapid response to new infestations of invasive species with the identified basin states.

b. Budget Development and Allocation Strategy. The following data attributes and process should be used for this RI program.

(1) Programmatic AMSCO: 075098

(2) CCS: 740

(3) Annual budgets and allocation strategies are developed based on field needs and requirements generated through field participation in annual field review and through the Corps' Invasive Species Leadership Team (ISLT). The program is executed by HQ in conjunction with the Program Manager at ERDC-Environmental Laboratory and Project Manager for the cost share program. The APC research program is executed with oversight and direction provided by the HQ Natural Resources proponent. The Program Managers develop and manage the research projects and tech transfer to address prioritized needs and requirements. The program is annually reviewed to ensure the program is engaged in sound science, meeting field needs, producing valuable products, and providing technology transfer of products to end users. Multiple

work packages with a description of proposed activities, budget, and schedule are developed by the Program Managers and input into CW-IFD by the Proponent. The cost share portion of the project is executed through coordination between the PM and HQ Natural Resources proponent; the cost share program is executed based on field needs and projections for FY execution; development of expansion plans based on current guidance for programs, and ISLT recommendations.

I-3-3. Beneficial Use of Dredged Material Pilot Program.

a. Program Objective. The pilot program was established via WRDA 2016 Section 1122, requiring USACE to carry out projects for the beneficial use of dredged material at full federal cost for the dredging, transportation, and placement of the material. The projects must maximize the beneficial placement of dredged material from federal and non-federal navigation channels and ensure that the use of dredged material is consistent with all applicable environmental laws. The selected pilot projects must meet the requirements of Section 1122's statutory language that the proposed projects may include projects for the purposes of providing storm damage reduction; promoting public safety; protecting, restoring and creating aquatic ecosystems; promoting recreation; enhancing shorelines; civic improvement; and other innovative uses and placement alternatives that produce public economic or environmental benefits.

b. Budget Development and Allocation Strategy. The following data attributes and process should be used for this RI program.

(1) Programmatic/Funding Pot AMSCO: 190915

(2) CCS: 794 (HMTF) / 795

(3) The Program Manager develops the budget requirement based on the activities required to successfully deliver the program's objective(s) and provides the supporting justification documentation to the Proponent. The Program Manager, Proponent and Champion determine the recommended budget request and that amount is input by the Program Manager into an overarching work package in CW-IFD, which includes a description of proposed activities, budget, and schedule.

I-3-4. Continuing Authorities Projects (CAP), (Not Requiring Specific Legislation).

a. Budget Development and Allocation Strategy. The following data attributes and process should be used for all Sections of the Continuing Authorities Program (CAP).

(1) See below for the AMSCO and CCS for each CAP section, respectively.

(2) Budget Development. The HQ Program Manager will be responsible for preparing all budget related submittals for all CAP Sections that are allowed to submit a budget request. The submittals include population of CW-IFD with work packages for all Below Ceiling, Ceiling and Above Ceiling requirements and preparation of the J-Sheet

and other supporting documentation. The Program Manager will utilize current project level capabilities and schedules, maintained in the CAP Database, to develop the Section level work packages. Throughout the budget development and defense process, revised capabilities will be provided, upon request, to the office of ASA(CW) and the appropriation committees.

(3) Allocation Strategy Development. Prior to the beginning of the PY, the CAP database will be used to identify each project/phase that is eligible to receive an allocation as well as those project/phases that will become eligible to receive an allocation during the fiscal year. The allocation will be revised as needed as the House, Senate and Conference Reports are developed. All CAP sections are usually funded by Congress in the annual appropriations. Funding priorities are identified in Appendix B of the Annual Execution EC.

b. Aquatic Ecosystem Restoration (Section 206).

(1) Program Objective. Projects that will improve the quality of the environment, are in the public interest, and are cost-effective.

(2) Parent AMSCO 902732, multiple child AMSCOs

(3) CCS: 732

c. Beneficial Uses of Dredged Material (Section 204).

(1) Program Objective. Regional sediment management and beneficial uses of dredged material from new or existing Federal projects for the purpose of ecosystem restoration, FRM, HSDR.

(2) Parent AMSCO 902792, multiple child AMSCOs

(3) CCS: 792 (HMTF)

d. Flood Damage Reduction (Section 205).

(1) Program Objective. Local protection from flooding by non-structural measures, such as, flood warning systems, or flood proofing; or by structural flood damage reduction features, such as, levees, diversion channels, or impoundments.

(2) Parent AMSCO 902516, multiple child AMSCOs

(3) CCS: 516

e. Project Modifications for Improvement to the Environment (Section 1135).

(1) Program Objective. Modifications of USACE constructed water resources

projects to improve the quality of the environment. Also, restoration projects at locations where an existing Corps project contributed to the degradation.

(2) Parent AMSCO 902722, multiple child AMSCOs

(3) CCS: 722

f. Emergency Stream Bank and Shoreline Protection (Section 14).

(1) Program Objective. Emergency stream bank and shoreline protection for public facilities, such as, roads, bridges, hospitals, schools, and water & sewage treatment plants, that are in imminent danger of failing.

(2) Parent AMSCO 902517, multiple child AMSCOs

(3) CCS: 517

(4) This program is typically not considered for the budget cycle. However, the Program Manager inputs work packages into CW-IFD for budget and allocation strategy considerations.

g. Hurricane and Storm Damage Reduction - Beach Erosion (Section 103).

(1) Program Objective. Protection of public and private properties and facilities against damages caused by storm driven waves and currents by the construction of revetments, groins, and jetties, and may also include periodic sand replenishment.

(2) Parent AMSCO 902420, multiple child AMSCOs

(3) CCS: 420

(4) This program is typically not considered for the budget cycle. However, the Program Manager inputs work packages into CW-IFD for budget and allocation strategy considerations.

h. Navigation Improvements (Section 107).

(1) Program Objective. Improvements to navigation including deepening and widening of channels, turning basins, and anchorages, and construction of navigation structures.

(2) Parent AMSCO 902216, multiple child AMSCOs

(3) CCS: 216

(4) This program is typically not considered for the budget cycle. However, the

Program Manager inputs work packages into CW-IFD for budget and allocation strategy considerations.

i. Mitigation to Shore Damage Attributable to Navigation Works (Section 111).

(1) Program Objective. Prevention or mitigation of erosion damages to public or privately owned shores along the coastline when the damages are a result of a Federal navigation project.

(2) Parent AMSCO 902232, multiple child AMSCOs

(3) CCS: 232

(4) This program is typically not considered for the budget cycle. However, the Program Manager inputs work packages into CW-IFD for budget and allocation strategy considerations.

j. Snagging and Clearing for Flood Damage Reduction (Section 208).

(1) Program Objective. Local protection from flooding by channel clearing and excavation, with limited embankment construction by use of materials from the clearing operation only. These projects can be funded under the Section 205 program.

(2) Parent AMSCO 902518, multiple child AMSCOs

(3) CCS: 518

(4) This program is typically not considered for the budget cycle. However, the Program Manager inputs work packages into CW-IFD for budget and allocation strategy considerations.

I-3-5. Dam Safety and Seepage/Stability Correction Program.

a. Program Objective. The Dam Safety Seepage and Stability Correction Program (WEDGE) provide funding for non-routine Dam Safety studies, including Issue Evaluation Studies and Dam Safety Modification Studies and Pre-construction Engineering and Design for high-risk dams in the Corps. The overall objective of the program is to reduce life safety risk for the projects within the USACE portfolio. The studies establish the existing risk condition of the dam to determine if further study is required to reduce life safety risk, identify cost effective risk management alternatives for corrective actions on dams that pose an unacceptable life safety or economic risk, and allow continuation of pre-construction activities, such as, final design, plans and specifications, and contract solicitation up to award while the project awaits a specific line-item appropriation.

b. Budget Development and Allocation Strategy. The following data attributes and

process should be used for this RI program.

(1) Programmatic AMSCO: 190010

(2) CCS: 640, 241, 541, 641, 242, 542, 642

(3) The CG WEDGE RI is used for non-routine dam safety studies that are a component of the USACE Dam Safety Program. The proponent for this RI is the HQUSACE Dam Safety Officer. The Risk Management Center serves as the lead to manage the studies, provides appropriate expertise to the studies, and distributes the funds to project teams working on the highest priority projects in the dam safety portfolio. Funding needs are driven by the requirements of higher-level risk assessments, modification studies, and PED activities. Individual allocation strategies for each project (which include, scope, schedule, budget, earned value management, and key milestones) are developed by the technical teams and approved by the RMC. IWR, on behalf of HQ, inputs work packages into CW-IFD, which includes a description of proposed activities, budget, and schedule.

I-3-6. Employees' Compensation.

a. Program Objective. Employees Compensation (Reimbursement Payments to the Department of Labor). Conducted under the general authority of PL 94-273, approved April 21, 1976, 5 USC 8147b.

b. Budget Development and Allocation Strategy. The following data attributes and process should be used for this RI program.

(1) Parent AMSCO 190034

(2) CCS: 750

(3) The annual budget estimates a request for an appropriation in an amount equal to costs previously paid from the Employees Compensation Fund on account of injury or death of employees or persons under the agency's jurisdiction. The Program Manager inputs an overarching work package into CW-IFD.

I-3-7. Estuary Restoration Program.

a. Program Objective. The objective of the Estuary Habitat Restoration Program (ERHP) is to implement actions required by the Estuary Restoration Act (ERA) of 2000, PL 106-457, Title I, as amended, to promote the restoration of estuary habitat; to develop a national Estuary Habitat Restoration Strategy; to provide Federal assistance for and promote efficient financing of estuary habitat restoration projects; and to develop and enhance monitoring, data sharing, and research capabilities. The ERA authorized a program under which the Secretary of the Army may carry out projects and provide technical assistance to meet the restoration goal of restoring 1,000,000 acres of habitat.

Costs of projects funded under the ERA must be shared with non-Federal parties. Non-Federal responsibilities and project selection criteria are discussed in the ERA.

The ERA established an “Estuary Habitat Restoration Council” (Council) consisting of representatives of the National Oceanic and Atmospheric Administration (NOAA), Environmental Protection Agency (EPA), Department of the Interior (U.S. Fish and Wildlife Service), Department of Agriculture, and the Department of the Army. The ERA authorizes funds to be appropriated to all of the Council member agencies for implementation of projects. Projects carried out by any Council agencies must be approved by the Council. The last set of projects were approved by the Council and recommended for funding by the ASA(CW) in 2013.

b. Budget Development and Allocation Strategy. The following data attributes and process should be used for this RI program.

(1) Parent AMSCO 150575, multiple child AMSCOs

(2) CCS: 737

(3) For projects that have previously received funding under this program and require additional funding to complete (either within or above the original amount approved), the district/MSO should submit a work package in CW-IFD for the necessary amount and notify the Program Manager. The Program manager will assess the availability of funds within the program. *Note:* that funds requested above the original amount approved may require approval of the Council.

The process for soliciting and selecting new projects under the Estuary Habitat Restoration Program is unique within USACE. If sufficient funds are appropriated and/or available to obligate, the Council solicits project proposals through an announcement for Federal Funding Opportunity with a specific criterion, application elements, and a due date. Proposals are reviewed by the Council, who provides a ranked list of projects it recommends for funding. The Department of the Army may approve projects on that list for funding and execution by USACE and/or other Council agencies. Cost sharing for this program is not specified, but the Federal share (from all Federal sources combined) cannot exceed 65 percent.

I-3-8. Inland Waterways Users Board - Board Expense.

a. Program Objective. To conduct all required meetings and related activities following their charter and to comply with law, including meeting costs and committee members' travel necessary to participate in the meetings following the charter and law.

b. Budget Development and Allocation Strategy. The following data attributes and process should be used for this RI program.

(1) Programmatic AMSCO: 076175

(2) CCS: 250

(3) The Program Manager develops the budget requirement based on the activities required to successfully deliver the activities objective(s) and provides the supporting justification documentation to the Proponent. The Program Manager and Proponent determine the recommended budget request and that amount is entered by the Program Manager into work packages in CW-IFD, with a description of proposed activities, budget, and schedule.

I-3-9. Inland Waterways Users Board - Corps Expense.

a. Program Objective. As the sponsor agency, support of this congressionally mandated Federal advisory committee, including personnel and other costs to coordinate, attend, and provide analytical support for all necessary meetings of the Board per their charter and to comply with law, and in support of other inland marine transportation issues.

b. Budget Development and Allocation Strategy. The following data attributes and process should be used for this RI program.

(1) Programmatic AMSCO: 076183

(2) CCS: 250

(3) The Program Manager develops the budget requirement based on the activities required to successfully deliver the activities objective(s) and provides the supporting justification documentation to the Proponent. The Program Manager and Proponent determine the recommended budget request and that amount is entered by the Program Manager into work packages in CW-IFD, with a description of proposed activities, budget, and schedule.

I-3-10. Mid-Atlantic River Basin Commissions (RBCs).

a. Program Objective. The RBCs are regional bodies that address planning, conservation, utilization, development, management, and control of water and related resources of the Delaware, Potomac, and Susquehanna River Basins. The Commissions have Federal and State membership. Funding is used for meeting the federal government's equitable funding requirements pursuant to the compacts that created the Commissions. The Commissions undertake important water resources management functions in their respective basins. The three river basins drain to two important estuaries, the Delaware Bay and Chesapeake Bay, both of which have been and continue to be of significant national interest.

b. Budget Development and Allocation Strategy. The following data attributes and process should be used for this RI program:

(1) Delaware River Basin Commission

(a) Programmatic AMSCO: 453418

(b) CCS: TBD,

(2) Interstate Commission on the Potomac River Basin (ICPRB)

(a) Programmatic AMSCO: 480509

(b) CCS: TBD,

(3) Susquehanna River Basin Commission

(a) Programmatic AMSCO: 480513

(b) CCS: TBD,

(4) These programs are typically not considered for the budget cycle. However, the Program Manager inputs work packages into CW-IFD for budget and allocation strategy considerations.

I-3-11. Restoration of Abandoned Mines (RAMs).

a. Program Objective. The RAMs Program utilizes USACE environmental authorities to provide technical, planning, and design assistance to Federal and non-Federal interests in carrying out projects to address water quality problems caused by drainage and related activities from abandoned and inactive non-coal mines.

b. Budget Development and Allocation Strategy. The following data attributes and process should be used for this RI program.

(1) Programmatic AMSCO: 076322

(2) CCS: 771

(3) This program is typically not considered for the budget cycle. However, the Program Manager inputs work packages into CW-IFD for budget and allocation strategy considerations.

I-3-12. Shoreline Erosion Control Development and Demonstration Program.

a. Program Objective. Conduct a national shoreline erosion control development and demonstration program consistent with Section 2038 of the Water Resources Development Act of 2007, to include as specifically directed, demonstrations of the effectiveness of natural features.

b. Budget Development and Allocation Strategy. The following data attributes and process should be used for this RI program.

(1) Programmatic AMSCO: 031323

(2) CCS: 430

(3) This program is not being considered for the FY24 budget or allocation strategy.

I-3-13. Tribal Partnership Program.

a. Program Objective. As currently authorized, the Section 203 program is a study and construction authority. Under this authority, the Secretary may carry out, planning activities, and activities related to the study, design, and construction of water resources development projects, that substantially benefit federally recognized Indian Tribes and that are located primarily within Indian country (including lands within the jurisdictional area of an Oklahoma Tribe) or in proximity to Alaska Native Villages. Authorized activities include projects for flood damage reduction, environmental restoration and protection, and preservation of cultural and natural resources; watershed assessments and planning activities; letter reports; and other projects as the Secretary, in cooperation with Indian Tribes and the heads of other federal agencies, determines to be appropriate.

b. Budget Development and Allocation Strategy. This applies to those projects that cost no more than the Congressionally authorized federal limit to proceed to design and construction, which is currently \$12.5M per separable element. The following data attributes and process should be used in this RI program.

(1) Programmatic AMSCO: 076371

(2) CCS: 511

(3) The Program Manager develops the budget requirement based on the design and construction activities required to successfully deliver the program's objectives and provides the supporting justification documentation to the Proponent. The Program Manager, Proponent and Champion determine the recommended budget request and that amount is input by the Program Manager into an overarching work package in CW-IFD, which includes a description of the proposed activities, budget and schedule. Selection of a project reflects a commitment to complete construction and funding will be provided to approved projects in increments based on need.

SUB-APPENDIX I-4

Remaining Items, Operation & Maintenance

I-4-1. Program Purposes. RI programs under the O&M appropriations account may not directly contribute to a specifically authorized project within a state. However, many of the products or activities accomplished through these programs support O&M across all business lines of the Corps, such as, flood risk management, navigation, environment, hydropower, water supply, recreation and disaster response and emergency management. Specific RI programs in the O&M account are listed below:

I-4-2. Actions for Change to Improve Operations.

a. Program Objective. Produce updated and new Civil Works Guidance in accordance with prioritized list approved by CW Guidance Review Board to improve project life cycle. Support professional and technical competence activities to improve quality of engineering and construction. Address high priority efforts to advance project delivery efficiency and effectiveness, including establishing effective quality management and review over the project life cycle.

b. Budget Development and Allocation Strategy. The following data attributes and process should be used for this RI program. In general, two work packages will be input into CW-IFD by the Program Manager. One package is for budget development and the second is for the allocation strategy.

(1) Programmatic AMSCO: 145759

(2) CCS: 210

Actions for Change to Improve Operations program budget and allocation strategy are based on internal and external analyses of natural disasters and extreme events that identified knowledge, process, and professional and technical competence gaps that hinder USACE Civil Works ability to provide quality water resources solutions that minimize future operational and maintenance needs. The Civil Works deputies set the future direction to address these gaps in an expeditious manner and oversee the program manager to execute the program. The bulk of the activities are multi-year projects designed to achieve specific strategic outcomes as well as tactical priorities within the program that may shift if/when a senior leader reprioritizes.

I-4-3. Aquatic Nuisance Control Research.

Note: Also known as Aquatic Nuisance Species Research Program (ANSRP).

a. Program Objective. The Aquatic Nuisance Control Research (ANCR) program provides Corps managers and operational personnel with innovative technologies regarding risk assessment, prevention strategies, species life history/ecological data, and cost-effective, environmentally sound options for managing aquatic nuisance

species (for example, Zebra/Quagga Mussels and invasive fish species).

b. Budget Development and Allocation Strategy. The following data attributes and process should be used for this RI program.

(1) Programmatic AMSCO: 008284

(2) CCS: 495

(3) The ANCR supports USACE Operations with oversight provided by the Chief of Operations, HQUSACE. Annual budgets and allocation strategies are developed based on field needs and requirements generated through field participation in annual field review and the Corps' Invasive Species Leadership Team. The program is executed by the Program Manager at ERDC-Environmental Laboratory with oversight and direction provided by the Proponent. The Program Manager develops and manages the research projects and tech transfer to address prioritized needs and requirements. The program is annually reviewed to ensure the program is engaged in sound science, meeting field needs, producing valuable products, and providing technology transfer of products to end users. Work package data is entered and maintained in CW-IFD by the ERDC Programs Office.

I-4-4. Asset Management/Facilities and Equipment Maintenance.

a. Program Objective. Asset management (AM) is the systematic and coordinated management of physical assets: asset performance, risk, and investments over the life cycle. The AM Program develops, integrates, substantiates and sustains the Civil Works AM system. Broadly defined, the AM system is the means by which the Civil Work manages its assets to deliver business objectives. The AM Program accomplishes its purpose in two broad categories as follows: 1) Sustaining the current AM system, and 2) Maturing/developing the AM system. This RI currently consists of Asset Management (Lifecycle Portfolio Management).

b. Budget Development and Allocation Strategy. The following data attributes and process should be used for this RI program.

(1) Programmatic AMSCO: 008329

(2) CCS: 640

(3) The associated activities develop their initial budget needs independently based on the applicable overarching USACE Campaign Plan objectives & targets, and then are combined by the Proponent into distinct work packages in CW-IFD that total the needs. These are broken out by base-level requirements to accomplish minimal needs, and also by higher-level requirements to accomplish the full planned program.

I-4-5. Civil Works Water Management System (CWMS).

a. Program Objective. This program is to enhance the operational decision making for floods, droughts, emergency operations, planning, and real-time operations. This will advance the implementation of the Corps Water Management System (CWMS) nationwide, including developing the hydrologic, hydraulic, and consequence models required for a watershed approach to effectively meet authorized purposes.

b. Budget Development and Allocation Strategy. The following data attributes and process should be used for this RI program.

(1) Programmatic AMSCO: 455636

(2) CCS: 640

(3) The Proponent evaluates the scope of uncompleted projects and estimates the work that could be completed either by contract or by available in-house resources. From that the Proponent develops total funding requirements and work to balance this against the needs of the program for FY target completion.

I-4-6. Coastal Inlet Research Program.

a. Program Objective. The Coastal Inlet Research Program (CIRP) provides tools to engineers and decision makers for developing resilient solutions and practices to reduce the cost of maintenance and operation of Federal navigation projects.

b. Budget Development and Allocation Strategy. The following data attributes and process should be used for this RI program.

(1) Programmatic AMSCO: 060000

(2) CCS: 110

(3) The CIRP the USACE Navigation O&M navigation mission with oversight provided by the Navigation BLM, HQUSACE. Research initiatives are derived from USACE Civil Works strategic imperatives, the USACE Technology Innovation Strategy, and SONs submitted by field subject matter experts and independent technology advisory groups. Needs prioritization involves representation and perspectives from all levels of the USACE with final priority recommendation being submitted to the Civil Works R&D Steering Committee for approval. The program is annually reviewed to ensure the program is engaged in sound science, meeting field needs, producing valuable products, and providing technology transfer of products. Work package data is entered and maintained in CW-IFD by the ERDC Programs Office.

I-4-7. Coastal Ocean Data Systems Program (CODS).

a. Program Objective. Ocean observations are used to validate numerical hindcast

models that calculate wave information over 30 to 50-year periods on the Atlantic & Pacific coasts, Gulf of Mexico and Great Lakes, and utilized as boundary conditions for risk-based coastal models; inform regional sediment management strategies; provide wave information for navigation design and operation; and develop and adapt coastal storm risk management projects. This wave climate information is combined with storm wave information producing validated long-term and storm waves in support of sustainable coastal engineering and coastal navigation projects under a changing climate. Research and development include monitoring methods, physical processes, and predictive tools for USACE coastal practitioners.

b. Budget Development and Allocation Strategy. The following data attributes and process should be used for this RI program.

(1) Programmatic AMSCO: 190012

(2) CCS: 110

(3) Funding need is based on the average of annual expenses for operation of coastal ocean wave data buoys through collaboration with National Oceanic and Atmospheric Administration's National Data Buoy Center and Scripps Institution of Oceanography that maintains a network of shallow-water coastal gauges. Funding requirement includes annual update of Wave Information Studies (WIS) that provides high-quality coastal wave information, wave analysis products, and decision support tools to USACE Districts and Divisions. Work package data is entered and maintained in CW-IFD by the ERDC Programs Office.

I-4-8. Cultural Resources.

Note: Formerly Cultural Resources (NAGPRA/CURATION).

a. Program Objective. Consistent with policy issued in 1994 for the creation of the Mandatory Center of Expertise (MCX), collections under Section 5 through 7 of the NAGPRA are to be managed centrally by the MCX to leverage expertise and efficiencies.

b. Budget Development and Allocation Strategy. The following data attributes and process should be used for this RI program.

(1) Programmatic AMSCO: 008252

(2) CCS: 640

(3) How to budget through the Proponent:

(a) Funding requirements for activities to ensure compliance with Section 5 – 7 of the NAGPRA (PL 101-601) and with portions of 36 CFR Part 79, Curation of Federally-

Owned and Administered Archeological Collections, will be budgeted as a RI activity by HQUSACE and thus should not be included in the general MSC budget submittal.

(b) Specific guidance on budget year activities will be provided in annual guidance by the MCX on how and when to make requests for funding of activities to ensure compliance with Section 5 – 7 of NAGPRA and with portions of 36 CFR Part 79.

(c) All of the requirements will be aggregated by the MCX into the budget as a separate line item funded across business lines and submitted by the HQ Environmental Stewardship BLM for inclusion and review by Operations leadership.

I-4-9. Cybersecurity.

a. Program Objective. This RI provides funds for the Civil Works Cyber Security Control Systems Center of Expertise now known as the USACE Critical Infrastructure Cybersecurity Mandatory Center of Expertise (UCIC-MCX). The UCIC-MCX operates as a national center providing guidance and oversight for CS cybersecurity policy and regulation implementation and compliance, monitoring cybersecurity status and reporting to the appropriate Command, providing assessment and authorization assistance and services, integrating control system physical security with cybersecurity, and educating the workforce for all USACE.

b. Budget Development and Allocation Strategy. The following data attributes and process should be used for this RI program.

(1) Programmatic AMSCO: 190095

(2) CCS: 640

(3) The Director of the UCIC-MCX, develops the budget requirement based on the activities required to successfully deliver the objective(s) and provides the supporting justification documentation to the Proponent. The Program Manager (Director) and Proponent determine the recommended budget request and that amount is entered by the Program Manager into work packages in CW-IFD, with a description of proposed activities, budget, and schedule.

I-4-10. Dredge McFarland Ready Reserve.

a. Program Objective. The Ready Reserve RI funds the operation and maintenance of the Dredge McFarland during Ready Reserve status with sufficient crew to respond within 72 hours when directed by higher authority for urgent and emergency purposes.

b. Budget Development and Allocation Strategy. The following data attributes and process should be used for this RI program.

(1) Programmatic AMSCO: 330117

(2) CCS: 111 (HMTF)

(3) The Program Manager, the Philadelphia District, develops the budget requirement based on the activities required to keep the Dredge McFarland at the dock in a Ready Reserve status consistent with Section 2047 of WRDA 2007, and provides the supporting justification documentation to the Proponent. The Program Manager and Proponent determine the recommended budget request and that amount is entered by the Program Manager into work packages in CW-IFD, with a description of proposed activities, budget, and schedule.

I-4-11. Dredge Wheeler Ready Reserve.

a. Program Objective. The Ready Reserve RI funds the operation and maintenance of the Dredge Wheeler during Ready Reserve status with sufficient crew to respond within 72 hours when directed by higher authority for urgent and emergency purposes.

b. Budget Development and Allocation Strategy. The following data attributes and process should be used for this RI program.

(1) Programmatic AMSCO: 008304

(2) CCS: 111 (HMTF)

(3) The Program Manager, the New Orleans District, develops the budget requirement based on the activities required to keep the Dredge Wheeler at the dock in a Ready Reserve status consistent with Section 237 of WRDA 1996, and provides the supporting justification documentation to the Proponent. The Program Manager and Proponent determine the recommended budget request and that amount is entered by the Program Manager into work packages in CW-IFD, with a description of proposed activities, budget, and schedule.

I-4-12. Dredging Data and Lock Performance Monitoring System.

a. Program Objective. Maintains the authoritative lock and dredging data collection and reporting systems Lock Performance Monitoring System and Dredging Information System (LPMS and DIS), Notices To Navigation Interests (NTNI) and continuing dredging data analysis to comply with statutory requirements for performance measures, prioritization and expenditure justifications on navigation infrastructure and essential data for navigation analysis.

b. Budget Development and Allocation Strategy. The following data attributes and process should be used for this RI program.

(1) Programmatic AMSCO: 088926

(2) CCS: 640

(3) The Program Manager develops the budget requirement based on the activities required to successfully deliver the activities objective(s) and provides the supporting justification documentation to the Proponent. The Program Manager and Proponent determine the recommended budget request and that amount is entered by the Program Manager into work packages in CW-IFD, with a description of proposed activities, budget, and schedule.

I-4-13. Dredging Operations and Environmental Research (DOER).

a. Program Objective. The Dredging Operations and Environmental Research program is the only research program in the Federal government that addresses the science, engineering, and technology needs related to efficient and sustainable dredging and management of >200 million cubic yards of sediment that must be removed from navigation channels, ports, and harbors in the United States every year. The DOER program develops innovations supporting reducing operational costs, increasing beneficial use of dredged material, and expanding national value from navigation infrastructure and operations.

b. Budget Development and Allocation Strategy. The following data attributes and process should be used for this RI program.

(1) Programmatic AMSCO: 089500

(2) CCS: 110

(3) The DOER program supports the USACE navigation program with oversight provided by the HQ Navigation BLM. Research initiatives are derived from USACE Civil Works strategic imperatives, the USACE Technology Innovation Strategy, and SONs submitted by field subject matter experts and independent technology advisory groups. Needs prioritization involves representation and perspectives from all levels of the USACE with final priority recommendation being submitted to the Civil Works R&D Steering Committee for approval. The DOER Program Manager develops and manages the research portfolio to address strategic priorities and tactical needs. The program is annually reviewed to ensure the program is engaged in sound science, meeting field needs, producing valuable products, and providing technology transfer of products to end users. Work package data is entered and maintained in CW-IFD by the ERDC Programs Office.

I-4-14. Dredging Operations Technical Support Program (DOTS).

a. Program Objective. The Dredging Operations Technical Support Program fosters a “one-door-to-the-Corps” clearinghouse for access to comprehensive information on technology related to navigation O&M functions, including technology demonstrations and training essential to all stakeholders involved in Federal and permitted navigation

projects.

b. Budget Development and Allocation Strategy. The following data attributes and process should be used for this RI program.

(1) Programmatic AMSCO: 086000

(2) CCS: 110

(3) The DOTS program supports the USACE navigation program with oversight provided by the HQ Navigation BLM. The DOTS program supports USACE districts and divisions by providing 2-weeks or less science and engineering assistance related to dredging and navigation issues. Technology transfer activities include training opportunities, databases and models, guidance development, and peer-reviewed publications. The DOTS Program Manager develops the budget along with HQ Navigation BLM based on historical and anticipated technical response needs that address ongoing USACE navigation and dredging priorities across multiple functional areas from USACE districts and divisions. Work package data is entered and maintained in CW-IFD by the ERDC Programs Office.

I-4-15. Earthquake Hazards Reduction Program.

a. Program Objective. The Program provides funding for projects that directly or indirectly reduce the potential consequences of seismic events on infrastructure, including critical infrastructure. The program is also used to assess and to ensure overall USACE compliance with Earthquake Hazard Reduction public law and Executive Orders.

b. Budget Development and Allocation Strategy. The following data attributes and process should be used for this RI program.

(1) Programmatic AMSCO: 008248

(2) CCS: 640

(3) The Earthquake Hazards Reduction Program is budgeted and managed to meet the intent of the public law. Strategic direction for the program is established by the Proponent in conjunction with recommendations from the Seismic Safety Committee. Initiatives are derived from interpretation of new, and examination of, existing seismic criteria and methods are developed that will ultimately decrease risk to USACE infrastructure, and decrease life risk to its occupants, in the event of an earthquake. The majority of the initiatives are multi-year projects and estimated costs for specific annual activities are consolidated by the Program Manager into an overarching work package and input into CW-IFD.

I-4-16. Electric Vehicle Fleet and Charging Infrastructure.

a. Program Objective. To support of the President's goal to transition to a fully Zero Emission Vehicle (ZEV) federal fleet, the program provides for the necessary refueling infrastructure for zero emission type vehicle (ZEV - battery electric, plug-in electric hybrid, and hydrogen fuel cell vehicles) that the Corps would lease from GSA. The ZEV-related goals are set forth in the comprehensive plan developed pursuant to Section 205 (a) of Executive Order 14008, "Tackling the Climate Crisis at Home and Abroad" dated January 27, 2021.

b. Budget Development and Allocation Strategy. The following data attributes and process should be used for this RI program.

(1) Programmatic AMSCO: 190122

(2) CCS: 640

(3) The Program Manager develops the budget requirement based on the activities required to successfully deliver the activities objective(s) and provides the supporting justification documentation to the Proponent. The Program Manager and Proponent determine the recommended budget request and that amount is entered by the Program Manager into work packages in CW-IFD, with a description of proposed activities, budget, and schedule.

I-4-17. Engineering With Nature.

a. Program Objective. The Engineering With Nature® (EWN®) program develops science, engineering, and technologies to deliver nature-based solutions (NBS) for navigation, flood risk management, water operations, ecosystem restoration, and other water resources and infrastructure. Nature-based solutions leverage natural structures, functions, and systems to provide a broad array of engineering, economic, environmental, and social benefits. Practical and implementable approaches for planning, design, construction, and operations and maintenance of NBS are needed to support adaptation to climate change and natural hazards, (for example, storms, flooding, drought, wildfires).

b. Budget Development and Allocation Strategy. The following data attributes and process should be used for this RI program.

(1) Programmatic AMSCO: 190119

(2) CCS: 640

(3) Research initiatives are derived from USACE Civil Works Strategic Focus Areas, SONs submitted by field subject matter experts as prioritized through the Research Area Review Group process, input from relevant Business Line Managers and independent technology advisory groups. The proponent for EWN is Operations &

Regulatory Division at USACE-HQ. The Program Manager develops the budget requirement based on the outcomes from the RARG process and prioritization of SONs, prioritization of activities required to successfully deliver the program activities objective(s) and provides the supporting justification documentation to the Proponent for subsequent incorporation into the CW R&D Strategic Plan and approval by the CW R&D Steering Committee. The program is annually reviewed to ensure the program is engaged in sound science, meeting field needs, producing valuable products, and providing technology transfer of products to end users. The Program Manager and Proponent determine the recommended budget request. Work package data is entered and maintained in CW-IFD by the ERDC Programs Office.

I-4-18. Facility Protection.

a. Program Objective. Implements critical infrastructure identification and prioritization efforts and ensures security risk methodologies are available for USACE Civil Works portfolio of projects to identify effective risk mitigation strategies to minimize physical security risks, maximize the return on investment, and enhance its protection and resilience. This RI supports the Critical Infrastructure Protection and Resilience Program activities.

b. Budget Development and Allocation Strategy. The following data attributes and process should be used for this RI program.

(1) Programmatic AMSCO: 081369

(2) CCS: 640

(3) National policy, USACE regulatory requirements, and USACE Campaign Plan goals set forth the objectives and targets for the overall strategic program. The activities supporting these provide the basis for initial budget needs and are based on historical costs for implementation. Estimated costs are consolidated by the Proponent into an overarching work package in CW-IFD, which includes a description of proposed activities, budget, and schedule.

I-4-19. Fish & Wildlife Operating Fish Hatchery Reimbursement.

a. Program Objective. Specific line item to offset impacts of Corps Flood Risk Management and Hydropower activities by rearing and stocking approximately 12 million fish at 17 Federal Hatcheries to 45 different receiving waters impacted by 37 Corps dams.

b. Budget Development and Allocation Strategy. The following data attributes and process should be used for this RI program.

(1) Programmatic AMSCO: 329431

(2) CCS: 640

(3) The Proponent works closely with the FWS to annually evaluate the cost of Corps mitigation at the National Fish Hatchery Systems by reviewing past expenditures and mitigation needs as identified through state fisheries agencies. Under the guidance of the current MOA for this activity, a final budget request for Corps mitigation will be recommended and entered into CW-IFD by the Proponent.

I-4-20. Harbor Maintenance Fee Data Collection.

a. Program Objective. Comply with the statutory mandate to collect domestic waterborne shipper information and U.S. foreign & domestic vessel movements subject to the Harbor Maintenance Tax (HMT).

b. Budget Development and Allocation Strategy. The following data attributes and process should be used for this RI program.

(1) Programmatic AMSCO: 008265

(2) CCS: 491 (HMTF)

(3) The Program Manager develops the budget requirement based on the activities required to successfully deliver the activities objective(s) and provides the supporting justification documentation to the Proponent. The Program Manager and Proponent determine the recommended budget request and that amount is entered by the Program Manager into work packages in CW-IFD, with a description of proposed activities, budget, and schedule.

I-4-21. Inland Waterway Navigation Charts.

a. Program Objective. Inland Electronic Navigation Charts (IENC) are large-scale, accurate, and up-to-date products that increase safety to navigation, enable electronic charting systems to provide accurate and real-time display of vessel positions relative to waterway features, improve voyage planning and monitoring, aid in new personnel training tools and integrated displays of river charts, radar and Automatic Identification Systems (AIS) overlays.

b. Budget Development and Allocation Strategy. The following data attributes and process should be used for this RI program.

(1) Programmatic AMSCO: 008315

(2) CCS: 640

(3) Initial funding requirement developed in WRDA Implementation Guidance. Funding requirement reflects maintenance costs based on the previous year program.

Any increases in funding are generated by new requirements identified through the Navigation BLM at HQUSACE. The Proponent works with AGC/LRL to ensure requirements are met and reviews the proposed budget and allocation strategy requirements submitted by AGC/LRL in CW-IFD.

I-4-22. Inspection of Completed Federal Flood Control Projects.

a. Program Objective. Funding associated with this RI is used to implement activities associated with the USACE Levee Safety Program. The USACE Levee Safety Program has the mission to work with stakeholders to assess, manage, and communicate risks to people, the economy, and the environment associated with the presence of levee systems.

b. Budget Development and Allocation Strategy. The following data attributes and process should be used for this RI.

(1) Programmatic AMSCO: 030767

(2) CCS: 221

(3) The proponent for this RI is the HQUSACE Deputy Dam Safety Officer / Levee Safety Officer (LSO) with the Risk Management Center (RMC) serving as the lead to manage and distribute the funds. HQ/RMC will develop and submit the capability needs for budget development.

(4) Programmatic activities funded by this RI include program management activities (e.g. Levee Safety Steering Committee, Levee Senior Oversight Group, Risk Management Center review plan support, and levee investment plan); data management and software development (e.g. consequence and inundation support, levee screening tool, and National Levee Database); policy development; risk management and assessments (levee screenings and risk assessments); technical competency and training (e.g. consequence training, risk analysis training, developmental positions, case histories, best practices training); and risk communication (e.g. local sponsor meetings, stakeholder outreach and engagement, communication of risks and benefits of levees, etc.).

(5) Work Category Codes (WCC) 60224, 60225, and 60226, will be used to further define the type of work to be performed in this line item. WCC 60224 is used mainly for risk assessments; WCC 60225 is used for program management; and WCC 60226 is used for data management.

I-4-23. Monitoring of Completed Navigation Projects.

a. Program Objective. The Monitoring of Completed Navigation Projects (MCNP) program collects valuable navigation data, documents successful designs, disseminates data and lessons learned on projects with problems, and provides upgraded field

guidance for solutions that will reduce life-cycle costs on a national scale.

b. Budget Development and Allocation Strategy. The following data attributes and process should be used for this RI program.

(1) Programmatic AMSCO: 008321

(2) CCS: 110

(3) MCNP monitors navigation projects that (1) incorporate new, unique features, or capabilities, and/or (2) have documented deficiencies. Nominations for new monitoring projects are solicited from USACE Divisions and Districts by HQUSACE as O&M funding becomes available, per ER 1110-2-8151. Nominations for new MCNP studies are evaluated and prioritized by CECW according to criteria of ER 1110-2-8151. Site-specific monitoring produces generic results with conclusions applicable to a regional and/or national basis. The program is executed by the Program Manager at ERDC-Coastal and Hydraulics Laboratory with oversight provided by the HQ Navigation BLM. Work package data is entered and maintained in CW-IFD by the ERDC Programs Office.

I-4-24. National Coastal Mapping Program (NCMP).

a. Program Objective. The National Coastal Mapping Program is the only Federal coastal mapping program that produces regional, recurring, high-resolution, high-accuracy data and information products on an operational basis in direct support of the Navigation Business Line. Navigation uses National Coastal Mapping data and products to modernize O&M at navigation projects in a number of ways: 1) optimize sediment management across projects in a region and in concert with regional coastal sediment processes 2) assess the physical condition and model the functional performance of coastal navigation infrastructure for asset management 3) design and monitor beneficial use sites and natural and nature-based features around navigation projects 4) quantify capacity in dredge placement areas 5) measure navigation channel impacts to adjacent shorelines 6) establish physical/environmental baselines for operational changes, such as, channel deepening and 7) map sensitive habitats like eelgrass, wetlands, hardbottom, corals, and sea turtles for dredging operations. Some of these uses cross into the Environmental business line, and other uses of the data support other business lines, such as, pre-event data for mapping of regional storm and tsunami damages to coastal projects and shorelines for Emergency Management, and data for beach project design and monitoring and flood models for Coastal Flood Risk Management. National Coastal Mapping data are a ready source of data and analysis products on-the-shelf to support Smart Planning and are heavily used in comprehensive studies like the South Atlantic Coastal Study, the Great Lakes Resilience Study and Coastal Texas Study.

b. Budget Development and Allocation Strategy. The following data attributes and process should be used for this RI program.

(1) Programmatic AMSCO: 008242

(2) CCS: 110

(3) The NCMP supports USACE Navigation with oversight provided by the Chief of Navigation, HQUSACE. The Annual budget is set by HQ and work packages are developed through the 3 following activities. 1) Districts participate in planning meetings for each year's mapping activities and provide input on both the data collection plan and desired information products. 2) The Coastal Working Group of the USACE Hydraulics, Hydrology, and Coastal Community of Practice guides development of new data and products within the program. 3) Routine coastal mapping operations drive requirements for sensor and software evolution. The program is executed by the Program Manager with oversight and direction provided by the HQ Navigation BLM. The Program Manager develops and manages the operations, research, and development to address needs and requirements identified through the mechanisms above. The program is annually reviewed to ensure the program is engaged in sound science, meeting field needs, producing valuable products, and providing technology transfer of products to end users.

I-4-25. National Dam Safety Program (Portfolio Risk Assessment).

a. Program Objective. Direct and manage Corps-wide Portfolio Risk Assessment (PRA) and prioritization efforts through the RMC and implement a risk-informed decision-making program for all Corps dams.

b. Budget Development and Allocation Strategy. The following data attributes and process should be used for this RI program.

(1) Programmatic AMSCO: 088935

(2) CCS: 640

(3) The program's budget and allocation strategy needs are driven by projections in six activities: program management, technical competency & training, data management and software development, policy development and guidance, risk management and assessment, and risk communication. The majority of the work is in the risk management and assessment activity, which performs decennial periodic assessments on each of the significant hazard or high hazard dams and appurtenant structures in the USACE inventory, including training facilitators and inspectors, conducting the assessments, and performing portfolio risk analysis to assess and manage the risk. Other activities keep the program functioning and current with best practices and lessons learned to help reduce risks to life and property from failure of a Corps dam. Individual work plans within each of these activities (with scope, schedule, and budget) are developed by technical leads and submitted to HQ and the RMC for ranking and prioritization.

I-4-26. National Emergency Preparedness Program.

a. Program Objective. Provide for preparedness activities the Corps undertakes in order to respond to catastrophic disaster, caused by natural phenomena, man-made disasters (to include acts of terrorism) and support continuity of operations and government.

b. Budget Development and Allocation Strategy. The following data attributes and process should be used for this RI program.

(1) Parent AMSCO 084910, multiple child AMSCOs

(2) CCS: 500 series

(3) This National Program is outlined under several Presidential Executive Orders and Statutes, and authority provided by the Department of Homeland Security, Federal Emergency Management Agency under the Robert T. Stafford Disaster Relief and Emergency Assistance Act. Goals and objectives are defined in the Civil Works Strategic Plan. The cited executive directives assigned significant responsibilities for preparation (planning, training and exercises) to the Corps. Each Division and District develops their work package in CW-IFD consistent with guidelines provided by HQ Office of Homeland Security (OHS). Work Packages description of activities are as follows: CCS 510, Continuity of Operations Planning; CCS 520, Catastrophic Disaster Response Planning; and CCS 530 Emergency Operations Center Support, includes activities associated with operation and maintenance of EOC facilities. HQ develops work packages to include CCS 500 National level Planning and CCS 560 Regional and National level training and exercises with budgets; and ranks all work packages.

I-4-27. National (Levee) Flood Inventory.

a. Program Objective. This RI focuses on activities specific to Title IX of WRDA 2007, as amended. Title IX provides authorities for various activities in support of establishing a National Levee Safety Program to be led by USACE in cooperation with FEMA. Specifically, this initiative involves development of foundational guidelines needed to support the National Levee Safety Program objectives as a whole; conducting a one-time inventory and review of all levees in the Nation; and maintaining the National Levee Database (NLD) and associated tools for assessing levees. USACE will collaborate with states; levee owners and operators; and other stakeholders for all these activities.

b. Budget Development and Allocation Strategy. The following data attributes and process should be used for this RI program.

(1) Programmatic AMSCO: 030745

(2) CCS: 640

(3) The proponent for this RI is the HQUSACE Deputy DSO / LSO with the RMC serving as the lead to manage and distribute the funds. HQ/RMC will develop and submit the capability needs for budget development.

(4) Priority activities for this RI are NLD upgrades and software enhancements and revisions to improve functionality and usability based on user feedback and O&M activities for the NLD to include supporting additional data integration into the NLD, maintaining the current data set, and supporting NLD related tools, such as, the Levee Inspection System and Levee Screening Tool. In addition, USACE will continue with the nation-wide inventory and review of levees to be included in the NLD, which will be provided by a combination of data collection efforts and volunteer sources, such as, state agencies, other Federal agencies, local communities, and tribes. USACE and FEMA will continue work on developing comprehensive national levee safety guidelines containing a range of technical practices and the criteria for participating levee safety programs, including incentives for technical and financial assistance. Individual work packages for activities (with scope, schedule, and budget) are developed by technical leads assigned by HQ.

(5) WCC 60226 will be used for work under this RI.

I-4-28. National (Multiple Project) Natural Resources Management Activities.

a. Program Objective. National (Multiple Project) Natural Resources Management (NRM) Activities is conducted under the general authority of PL 78-534, the Flood Control Act of 1944 (58 Stat. 887), to support numerous national Recreation Programs, such as, Water and Public Safety, NRM Uniforms, Signs, Partnerships, Volunteer Clearinghouse, Sustainability & Environmental Management, and Printing & Publishing.

b. Budget Development and Allocation Strategy. The following data attributes and process should be used for this RI program.

(1) Programmatic/Funding Pot AMSCO: 008270

(2) CCS: 640

(3) This RI is owned and developed by the HQ Rec BLM and managed by individual program managers. Each program funded under this RI is evaluated based on its influence and criticality to mission execution. Evaluation factors, such as, life safety, administration priorities, program priorities, legal mandates, and overall value are considered. The costs for each program supported by this RI are developed and rolled up into a single budget proposal adequate to fund the critical components.

I-4-29. National Portfolio Assessment for Reallocations.

a. Program Objective. Funding for the National Portfolio Assessment for

Reallocations addresses risks related to authorities, agreements, policies and practices for water supply withdrawals at multipurpose reservoir projects across the Corps and using water supply program data to assess and understand program challenges, including adapting operation of reservoir projects to changing conditions.

b. Budget Development and Allocation Strategy. The following data attributes and process should be used for this RI program.

(1) Programmatic AMSCO: 151527

(2) CCS: 640

(3) The National Portfolio Assessment for Reallocations program budget is based on strategic needs and initiatives identified by the Water Supply Business Line Manager in coordination with HQUSACE and the Office of the ASA(CW). Currently the budget has three components: programmatic next steps identified in the 2016 Status and Challenges for USACE Reservoirs report, assess water supply program data and develop a consistent national approach to achieving consistent and sustainable water withdrawals and conducting initial assessments of potential reallocation opportunities. Initial assessment needs will be identified by the field through work package submittals as indicated in the Water Supply section of the Program Development Manual. Next step activities are identified and recommended by the WSBLM in the budget justification sheet and address tactical objectives aligned with known strategic needs and initiatives, as well as emerging issues and priorities in response to changing conditions and needs. All components are prioritized and recommended by the WS BLM in coordination as part of the overall water supply budget development.

I-4-30. Optimization Tools for Navigation.

a. Program Objective. Continue data collection for and maintenance of the National Navigation O&M Performance Evaluation Assessment System (NNOMPEAS) and the Channel Analysis Design Evaluation Tool (CADET) necessary to determine return on investment to perform budget justifications for Navigation coastal and inland harbor projects, and for plan formulation for Navigation projects.

b. Budget Development and Allocation Strategy. The following data attributes and process should

(1) Programmatic AMSCO: 088933

(2) CCS: 640

(3) The Program Manager develops the budget requirement based on the activities required to successfully deliver the activities objective(s) and provides the supporting justification documentation to the Proponent. The Program Manager and Proponent determine the recommended budget request and that amount is entered by the

Program Manager into work packages in CW-IFD, with a description of proposed activities, budget, and schedule.

I-4-31. Performance-Based Budgeting Support Program.

Note: Includes Program Development Technical Support.

a. Program Objective. Efforts focus on the refinement of corporate performance principles; and program and project level performance measures that focus on anticipated performance and output at different levels of funding. Aligns and integrates with the O&M business processes - navigation, hydropower, flood risk management, recreation, water supply and environmental stewardship.

b. Budget Development and Allocation Strategy. The following data attributes and process should be used for this RI program.

(1) Programmatic AMSCO: 008258 (and 190100)

(2) CCS: 640

(3) Headquarters provides the program manager a list of priorities for initiatives that support missions across multiple business lines. BLMs and their technical leads propose scopes of work to the program manager for support in one or more of the six decision support activity categories: (a) develop reports to communicate budget decisions; (b) identify new and existing data sources; (c) collect and validate quality budget data; (d) integrate data to minimize data interoperability concerns; (e) automate budget data to minimize data entry in the field; and (f) analyze data to support prioritization and decision support. The program manager compiles the requests to develop work packages that support HQ and BLM priorities. The Proponent reviews the total funding requirements and provides a final recommendation to accomplish the requirements of the program from national and business line perspectives.

I-4-32. Protection of Navigation.

a. Program Objective. Ability to remove sunken vessels impacting the Federal navigation channel, for projects without funding or with minimal funding, and measures to clear or remove unreasonable obstructions to navigable channels and waterways.

b. Budget Development and Allocation Strategy. The following data attributes and process should be used for this RI program.

(1) Removal of Sunken Vessels.

(a) Funding Pot AMSCO: 190021

(b) CCS: 411 (HMTF)/412

(2) Clearing and Straightening Channels.

(a) Funding Pot AMSCO: 190020

(b) CCS: 421 (HMTF)/422

c. The Program Manager develops the budget requirement based on the activities required to successfully deliver the activities objective(s) and provides the supporting justification documentation to the Proponent.

d. The Program Manager and Proponent determine the recommended budget request and that amount is entered by the Program Manager into work packages in CW-IFD, with a description of proposed activities, budget, and schedule.

I-4-33. Recreation Management Support Program.

a. Program Objective. The Recreation Management Support Program (RMSP) was established by ER 1130-2-550, Chapter 15, to support the national Recreation Program by providing technical expertise and assistance through the development of a variety of tools and metrics, data analysis and interpretation, economic analysis and studies, and focused management studies that in turn supports strategic planning, identification of operational efficiencies, and budgetary investment priorities and strategies.

b. Budget Development and Allocation Strategy. The following data attributes and process should be used for this RI program.

(1) Programmatic AMSCO: 007855

(2) CCS: 640

(3) This RI is owned by the HQ Recreation BLM and is developed in collaboration with support proponents at IWR and ERDC. The level and types of support requirements are evaluated on an annual basis and costs to deliver the support requirements are determined. The Program Manager inputs work packages into CW-IFD.

I-4-34. Reducing Civil Works Vulnerabilities Program.

a. Program Objective. Develops practical, nationally consistent, and cost-effective methods, tools, and planning and engineering guidance to ensure that our existing and proposed natural and built infrastructure and supply chain are resilient and robust to a range of observed and reasonably foreseeable future changes.

b. Budget Development and Allocation Strategy. The following data attributes and process should be used for this RI program.

(1) Programmatic AMSCO: 190069

(2) CCS: 640

(3) The Reducing Civil Works Vulnerabilities Program budget and allocation

(4) strategy is based on identified vulnerabilities facing CW projects and programs as determined by the Chief of E&C in consultation with the CW functional areas. The bulk of the activities are multi-year projects designed to improve resilience and robustness against disruptions. Tactical priorities within the program may shift as the Administration, ASA(CW), and senior leaders consider changing conditions. The Program Manager inputs work packages into CW-IFD.

(5) budget and allocation strategy is based on identified vulnerabilities facing CW projects and programs as determined by the Chief of E&C in consultation with the CW functional areas. The bulk of the activities are multi-year projects designed to improve resilience and robustness against disruptions. Tactical priorities within the program may shift as the Administration, ASA(CW), and senior leaders consider changing conditions. The Program Manager inputs work packages into CW-IFD.

I-4-35. Regional Sediment Management (RSM) Program.

Note: Includes work previously performed under the Great Lakes Tributary Model.

a. Program Objective. The Regional Sediment Management Program objectives are to establish regional management strategies that link the sediment management actions at authorized Corps of Engineers projects with one another, to apply and enhance tools and technologies to evaluate these strategies, and to coordinate management activities with other Federal agencies, State, and local governments within the boundaries of physical systems including inland watersheds, rivers, estuaries, and the coast.

b. Budget Development and Allocation Strategy. The following data attributes and process should be used for this RI program.

(1) Programmatic AMSCO: 008303

(2) CCS: 110

(3) The RSM Program supports USACE NAV, FRM and AER Business Lines with oversight provided by the HQUSACE Navigation BLM. Annual budgets and allocation strategies are developed based on field needs and requirements generated through proposals and field participation in annual RSM Program In-Progress Review, Coastal Working Group and Inland Working Group Meetings, and the Navigation and Flood Risk Management Research Area Review Group meetings. The program is executed by the Program Manager at ERDC-Coastal and Hydraulics Laboratory with oversight and direction provided by the HQ Navigation proponent. The RSM Program provides a direct link with the other research programs to test and transfer products and technologies to Districts for implementing RSM principles and practices. The R&D programs receive

District feedback on products and technologies to make improvements in order to meet District needs. The Program Manager develops and manages the research and District projects, and tech transfer to address prioritized needs and requirements. The program is annually reviewed to ensure the program is engaged in sound science, meeting field needs, producing valuable products, and providing technology transfer of products to end users. Work package data is entered and maintained in CW-IFD by the ERDC Programs Office.

I-4-36. Response to Climate Change at Corps Projects.

a. Program Objective. Provide methods, tools and approaches to ensure that Corps missions and operations are prepared for and resilient to impacts from climate change, such as, statistically significant changes in temperature, precipitation, and sea level, increased variability of floods and droughts, increases in heavy precipitation events, changes in the form of precipitation (snow vs. rain), and altered storm intensity, frequency, and track. Because climate change and water availability are so closely linked, climate change is affecting almost all the missions of the Corps. The Responses to Climate Change Program partners with other Federal agencies, states, tribes, local governments, and other stakeholders to develop and implement practical, nationally consistent, and cost-effective approaches and policies to reduce potential vulnerabilities to the Nation's water infrastructure resulting from climate change and variability, specifically the operation and water management control activities associated with USACE-owned projects.

b. Budget Development and Allocation Strategy. The following data attributes and process should be used for this RI program.

(1) Programmatic AMSCO: 329421

(2) CCS: 640

(3) The Responses to Climate Change Program budget and allocation strategy are based on the USACE Climate Change Adaptation Plan. The Plan is overseen by the Chief of E&C, who serves as the Chair of the Committee on Climate Preparedness and Resilience and is executed by the lead of the Climate Preparedness and Resilience Community of Practice. The bulk of the activities are multi-year projects designed to achieve specific strategic outcomes to streamline analyses for planning, design, construction, operations, and maintenance. Tactical priorities within the program may shift as the Administration, ASA(CW), and senior leaders consider changing conditions. The Program Manager inputs work packages into CW-IFD.

I-4-37. Review of Non-Federal Alterations of Civil Works Projects (Section 408).

a. Program Objective. Provides authorization to grant permission to other entities for the permanent or temporary alteration or use of any USACE Civil Works project. This authority provides a mechanism to alter/improve existing USACE Civil Works projects.

Funds are used by USACE to process decisions of these requests.

b. Budget Development and Allocation Strategy. The following data attributes and process should be used for this RI. In general, one work package will be inputted into CW-IFD by IWR for budget development. All additional capability beyond the budget amount will be captured by an additional work package for the allocation strategy and input into CW-IFD by IWR.

(1) Programmatic AMSCO: 190093

(2) CCS: 408. Section 408 activities will use WCC 60223.

(3) Activities associated with processing requests to alter any USACE Civil Works projects under Section 408 will be prioritized and centrally funded from this RI. Such activities include data management, program management, and coordination, reviewing and processing requests, creating funding agreements, generating categorical permissions and developing review plans.

(4) Section 408 requests for non-Federal hydropower development are to be excluded from this RI. Section 408 activities related to hydropower will continue to be funded from Federal Energy Regulatory Commission (FERC) licensees' annual payments through the Maintenance & Operation of Dams account. District should request funding for these activities in coordination with their designated FERC hydropower coordinators.

(5) This RI cannot be used for Department of the Army Regulatory Program activities associated with Section 10/404/103 reviews. Regulatory funds can only be used for a Section 10/404/103 action, which may include those actions with an associated Section 408 request. Regulatory staff can use Regulatory funds to participate in joint meetings and internally coordinate portions of shared documents when a Section 408 request also requires a Section 10/404/103 action. Regulatory funds cannot be used to develop or coordinate any components of the Section 408 request independent of a Section 10/404/103 action.

(6) Monitoring and enforcement activities associated with approved and constructed Section 408 will not be funded from this RI and should be funded from the appropriate funding source associated with monitoring the specific USACE project (for example, Inspection of Completed Works (ICW), Mississippi River and Tributaries (MR&T), or Project Condition Surveys funding). Regulatory funds cannot be used for Section 408 enforcement actions even if a Section 10/404/103 violation may have occurred.

(7) The HQ proponent for this RI is the Chief, Engineering and Construction with the Risk Management Center (RMC) responsible for managing and distributing the funds. The HQ Section 408 Coordinator will coordinate with the RMC, districts and divisions to develop the total budget capability amount. Once appropriations are received, the RMC will distribute and redistribute funding based on Section 408 requests received and

actual expenditures to optimize the efficiency of the use of funding. Management and monitoring of funds will be accomplished through the Section 408 coordinators.

c. Contributed funds accepted through funding agreements from non-federal public or private entities to evaluate Section 408 requests, including authorities pertaining to Section 1156(a)(2) of WRDA 2016, Section 214 of WRDA 2000 (PL 106-541), and 23 USC 139j, will be recorded in 096X8862. Each FOA must record contributions in CEFMS as a cost share control record (CSCR) as follows

(1) As a cost share advance account citing appropriation 096X8862 and collect type code LCSA

(2) The cost share advance account will cite AMSCO 190093 and CCS 408. The CSCR must link to a zero-dollar federal funding account citing appropriation 096X3123 and CCS 408.

(3) The Regulatory Program processes funds received through funding agreements using a different process. There may be cases when there is one funding agreement that covers Section 408 and Regulatory actions. In these cases, the two different processes should still be followed for the funding amount pertaining to each program. In other words, the funding associated with Section 408 activities will use the process described above, and the funding associated with Regulatory Program actions will be processed using Regulatory Program current procedures.

I-4-38. Soil Moisture and Snowpack Monitoring.

a. Program Objective. To purchase and install instruments state of the art network of monitoring sites in the plains area of the Upper Missouri Basin, designed and used in models to increase accuracy of runoff forecasts, and by extension, improve water management decisions along the Missouri River. The network is valuable for both flood and drought conditions in the basin.

b. Budget Development and Allocation Strategy. The following data attributes and process should be used for this RI program.

(1) Programmatic AMSCO: 190118

(2) CCS: 210

(3) The Program Manager and Proponent determine the recommended budget request and that amount is entered by the Program Manager into work packages in CW-IFD, with a description of proposed activities, budget, and schedule.

I-4-39. Stewardship Support Program.

a. Program Objective. The Stewardship Support Program was established by

regulation in FY 02 to provide broad support to Environment Stewardship function at operating projects by assisting in the identification of national program needs, the development of new national program activities, strategic program planning, and the recommendation of national stewardship program funding priorities. Support will be provided in refining the Environment Stewardship business program strategic plan and goals, and budget processes, to address the targeted outcomes of the overall Corps CW Strategic Plan, using input from the Stewardship Advisory Team, other associated Corps business programs and stakeholders. The program provides support for over 200 data elements for over 400 projects in O&M Business Information Link (OMBIL) to provide performance tracking under the GPRA.

b. Budget Development and Allocation Strategy. The following data attributes and process should be used for this RI program.

(1) Programmatic AMSCO: 150609

(2) CCS: 640

(3) This RI is owned by the HQ ENS BLM and is developed in collaboration with support proponents at IWR and ERDC. The level and types of support requirements are evaluated on an annual basis and costs to deliver the support requirements based on new policies, administration initiatives, needs of the field, and to meet the Civil Works Strategic Plan goals and objectives. The Program Manager inputs work packages into CW-IFD.

I-4-40. Sustainable Rivers Program (SRP).

a. Program Objective. The Sustainable Rivers Program's fundamental goal is to increase the environmental benefits provided by already built USACE water resources infrastructure. advance, implement, and incorporate environmental flow strategies at Corps reservoirs. SRP efforts are accomplished within the context of existing project authorizations, applying a strategic and science-based approach to inform operational changes at infrastructure that enhance benefits provided to the nation.

b. Budget Development and Allocation Strategy. The following data attributes and process should be used for this RI program.

(1) Programmatic AMSCO: 190099

(2) CCS 640

(3) The Sustainable Rivers Program budget is developed by the Program Manager with input from USACE HQ and District and Division staff engaged in the Program. The Program Manager uses this information to define Program budget requests, Program capabilities, and mission-critical work, all of which are updated as needed to remain synchronized with changes in Administration, ASA(CW), and senior leader priorities.

Efforts are organized into the categories of outreach, science, technology, and implementation as a framework for tracking and communicating the types of work done at SRP sites and at the national level. With 89 reservoirs in 40 river basins engaged, Sustainable Rivers is the most large-scale and comprehensive environmental flows effort of USACE. All Program work is related to the advancement, implementation, and incorporation of environmental strategies at USACE water resource infrastructure. The Program is overseen by the AER BLM under the Chief of Planning. The Program Manager inputs work packages into CW-IFD.

I-4-41. Veteran's Curation Program and Collections Management.

Note: Formerly Cultural Resources (NAGPRA/CURATION).

a. Program Objective. The Veterans Curation Program serves as a primary means of rehabilitating and processing collections to meet Federal standards. The program also works to ensure compliance for all USACE collections with portions of 36 CFR Part 79, Curation of Federally Owned and Administered Archeological Collections through the management and implementation of an enterprise-wide curation strategy.

b. Budget Development and Allocation Strategy. The following data attributes and process should be used for this RI program.

(1) Programmatic AMSCO: 190098

(2) CCS: 640

(3) How to budget through the Proponent:

(a) Funding requirements for VCP and curation activities to ensure compliance with portions 36 CFR Part 79, Curation of Federally Owned and Administered Archeological Collections, will be budgeted as a RI activity by HQUSACE and thus should not be included in the general MSC budget submittal.

(b) Specific requirements for VCP and curation activities will be annually compiled by the MCX in collaboration with Districts and MSCs.

(c) All of the requirements will be aggregated by the MCX into the budget as a separate line item funded across business lines and provided to the ENS BLM for inclusion into the RI Operations budget for review by leadership. The Program Manager inputs work packages into CW-IFD.

I-4-42. Waterborne Commerce Statistics.

a. Program Objective. Data collection, database administration and management of the authoritative system of record to collect, process, perform quality controls, distribute and archive U.S. domestic and foreign vessel trip and cargo data, U.S. navigation

infrastructure inventory, and documentation of U.S. vessels available for operation in waterborne commerce to comply with statutory mandate/requirements.

b. Budget Development and Allocation Strategy. The following data attributes and process should be used for this RI program.

(1) Programmatic AMSCO: 017460

(2) CCS: 492

(3) The Program Manager develops the budget requirement based on the activities required to successfully deliver the activities objective(s) and provides the supporting justification documentation to the Proponent. The Program Manager and Proponent determine the recommended budget request and that amount is entered by the Program Manager into work packages in CW-IFD, with a description of proposed activities, budget, and schedule.

I-4-43. Water Operations Technical Support (WOTS).

a. Program Objective. WOTS provides the technology and knowledge base necessary to broadly address environmental requirements at Corps reservoirs, navigation locks, harbors, hydropower projects, and 25,000 miles of inland and coastal waterways consistent with laws and regulations. It provides technology support for USACE districts and divisions through a comprehensive centralized program that maximizes cost effectiveness and ensure broad dissemination and implementation of technology and information.

b. Budget Development and Allocation Strategy. The following data attributes and process should be used for this RI program.

(1) Programmatic AMSCO: 008241

(2) CCS: 290

(3) The WOTS Program supports the USACE Flood Risk Management and Water Operations missions navigation program with proponent oversight provided by the USACE HQ Operations & Regulatory, Water Operations, and FRM. WOTS supports USACE districts and divisions by providing 1-week or less engineering and science assistance related to environmental and water quality management at water operation projects. Technology transfer activities include training opportunities, databases and models, water operations guidance development, and peer-reviewed publications. The WOTS program manager develops and manages the technical responses and activities from multiple functional areas from across USACE districts and divisions. The WOTS Program Manager develops the budget along with HQ proponents based on historical and anticipated technical response needs that address ongoing USACE water operation issues at reservoir and waterway projects. Work package data is entered and

maintained in CW-IFD by the ERDC Programs Office.

Sub-Appendix I-5 Remaining Items, Mississippi River & Tributaries

I-5-1. Program Purposes. RI programs under Mississippi River & Tributaries (MR&T) appropriation account may not directly contribute to a specifically authorized study or project within a state. However, many of the products or activities accomplished through coordination collection and study of basic data used for studies and mapping are used for studies and/or in support of the lands and waters within the MR&T region, providing critical information for the Corps and other federal, state and local agencies across the country. Specific RI programs in the MR&T account are listed below.

I-5-2. Collection and Study of Basic Data (Investigations).

a. Program Objective. The program includes data gathering and study activities encompassing all of the Lower Mississippi River Basin. The collection of essential basic data is subsequently used in the planning and design of projects that comprise the Mississippi River and Tributaries program.

b. Budget Development and Allocation Strategy. The following data attributes and process should be used for this RI program.

(1) Programmatic AMSCO: 081900

(2) CCS: 120, 121

(3) The budget and allocation strategy packages are derived by the Districts/MSD through coordination with the Program Manager, who develops the budget recommendation based on the activities necessary to successfully deliver the programs' objective(s). The Program Manager also provides the supporting justification documentation to the Proponent. The Program Manager, Proponent and Champion determine the recommended budget request or allocation strategy and the Program Manager oversees the reconciliation of that amount in CW-IFD, including updates to descriptions of proposed activities, budget, and schedule, as necessary. A program analyst at MVD is responsible for input into CW-IFD for both the budget and allocation strategy.

I-5-3. Mapping (Maintenance).

a. Program Objective. This Federal program provides for up-to-date topographic maps of the alluvial valley in the furtherance of the control of floods within the MR&T.

b. Budget Development and Allocation Strategy. The following data attributes and process should be used for this RI program.

(1) Programmatic AMSCO: 010600

(2) CCS: 420

(3) The budget and allocation strategy packages are derived by the Districts/MSC through coordination with the Program Manager, who develops the budget recommendation based on the activities necessary to successfully deliver the programs' objective(s). The Program Manager also provides the supporting justification documentation to the Proponent. The Program Manager, Proponent and Champion determine the recommended budget request or allocation strategy and the Program Manager oversees the reconciliation of that amount in CW-IFD, including updates to descriptions of proposed activities, budget, and schedule, as necessary. A program analyst at MVD is responsible for input into CW-IFD for both budget and allocation strategy.

I-5-4. Mississippi River Commission (Construction).

a. Program Objective. The MRC works with stakeholders in the lower Mississippi River valley and its tributaries, and with the U.S. Army Corps of Engineers on the flood damage reduction challenges posed by the river. The MRC was established by the 1879 Mississippi River Commission Act, Sixth Congress, Session I Ch. 43. 1879 (now codified in 33 U.S.C. 641). The Commission's authorities include those codified in 33 U.S.C. 641 – 653a and 33 U.S.C. 702h.

b. Budget Development and Allocation Strategy. The following data attributes and process should be used for this RI program. The MRC RI should be categorized similar to the MR&T Mapping (Maintenance) RI (such as, work packages will be entered as *Administrative and Technical Support with a Partial Mission Level of Performance*).

(1) Programmatic AMSCO: 454248

(2) CCS: 420

(3) Mississippi River Commission expenses are for the three presidentially appointed Civilian Members. The budget and allocation strategy packages are derived by the Districts/MSC through coordination with the Program Manager, who develops the budget recommendation based on the activities necessary to successfully deliver the programs' objective(s). The Program Manager also provides the supporting justification documentation to the Proponent. The Program Manager, Proponent and Champion determine the recommended budget request or allocation strategy and the Program Manager oversees the reconciliation of that amount in CW-IFD, including updates to descriptions of proposed activities, budget, and schedule, as necessary. A program analyst at MVD is responsible for input into CW-IFD for both budget and allocation strategy.

Glossary Terms and Abbreviations

General. This glossary contains definitions of terms and Civil Works - Integrated Funding Database (CW-IFD) codes used in the budget development process. *Note:* that due to the extent of some definitions that are specific to major accounts (I, C, O&M) or Business Lines (BLs), many definitions have been retained in the Appendices of this EC and the Program Development Manual (PDM).

Definitions of Budget Increments / Levels of Performance are located in this EC as follows:

Construction [including Mississippi River and Tributaries (MR&T)] - APPENDIX C, paragraph C-2-3.

Operation and Maintenance - APPENDIX D, paragraph D-3-3

FUSRAP - APPENDIX H, paragraph G-9.

Definitions of 1-n prioritization across BLs. See specific guidance in the I, C and O&M Appendices (also applies to the MR&T account) and the PDM-Data Dictionary.

Acronyms. Acronyms used throughout this document are defined within the appendices of this EC.

Activity. A component of work performed during the course of a project. An activity could be a process (for example, Collection of data) or lead to a deliverable (write a report). Activities are the building blocks of the CW-IFD System - they have assigned durations, resources, and relationships.

Benefit Cost Ratio (BCR). A benefit-cost analysis which is performed to calculate and compare benefits and costs for a project to determine whether the project is a sound investment (justification/feasibility) and to see how it compares with other competing projects (ranking/priority assignment). BCR computations must be based on benefits in the latest approved economic analysis and must be no older than three years for New Start construction projects and no more than five years for continuing construction projects. *Note:* distinctions of the different BCRs below:

- BCR AT APPLICABLE RATE - The BCR is the ratio of benefits to costs of all project purposes, from the last approved report or updated for budget purposes, evaluated at the applicable discount rate. If the BCR is not reported, put NA in the field and explain why in the REMARKS.

- BCR Current - The BCR with most current updated costs/benefits.

- BCR at 7 percent - Using a discount rate allows for comparison of benefits and

costs accruing at different points in time. The benefit-cost analysis uses discounting procedures to normalize financial outcomes over time.

- BCR National Economic Development Plan (BCR-NED) - The objective in formulating the National Economic Development (NED) Plan is to maximize the difference between monetized benefits and costs. Benefits are increases in the net value of national outputs (goods and services) and vary by type of water resource project. The costs (opportunity costs) are the costs of the resources required or displaced to achieve the plan, such as, concrete and steel for building a floodwall.

- BCR - Locally Preferred Plan (BCR-LPP) - A Sponsor may support formulation of an alternative plan with a scope that results in a decrease in the difference between monetized benefits and costs compared to the NED Plan.

Capability. Capability is defined as the amount of additional, new funding (over and above projected or actual unobligated carry-in) that, if provided in the applicable fiscal year, can be obligated, or can be committed for a contract solicitation, effectively and efficiently in that fiscal year, consistent with law and contracting and execution policy, assuming that all projected or actual uncommitted carry-in to that fiscal year is obligated or committed first. However, in the case of an external to USACE MIPR or continuing contract, the estimate for the amount that can be obligated or committed is limited to the amount that can be expended in the applicable FY. In FY20, Corps-to-Corps MIPRs were discontinued and replaced with the Corps of Engineers Financial Management System (CEFMS) Repositioning Process. (Not to be confused with the definition of Enterprise-Wide Capability).

Capability on a fully funded contract work package proposed for funding includes all BY and out-year costs of engineering and design (E&D), supervision and administration (S&A), and contingencies on the contract through completion of the contract to ensure delivery of a complete discrete element of work. The estimate for contingencies for a project or study phase to be fully funded should be sufficient to avoid having to seek additional "recompletion" funding through a future budget or Allocation Strategy.

Capability and "Amount That Could Be Used" are identical. Project capability for a FY is the sum of its work package capabilities for that FY.

Caretaker Status. Real or personal property at a project site, in part or in whole that is currently not utilized or occupied for current program authorized purposes. This status is applied to inactive assets (see Inactive Facility) for which there are no reactivation plans. Facility systems and collateral equipment may be considered for excess, corresponding to the Federal Real Property Indicator status "excess" and "dispose". Caretaker status is distinct from "standby" or "mothball" status and is defined at the project or project site level, not the feature level.

Component Renewal. The renewal or replacement of major asset components (roofs, large HVAC, lock gates and mechanisms, spillways gates, etc.). The work almost

always exceeds Capital thresholds and generally has a frequency of greater than seven to ten years but is not a capital improvement.

Common Operation and Maintenance. Includes work that is commonly performed at similar projects, such as, operation at all performance levels, preventive maintenance, budget development, financial and execution management, environmental monitoring and mitigation, and other things necessary to support operation, recurring maintenance, and small-scale corrective maintenance of the project. Budget requests for O&M in this category do not resource O&M work which is necessary to support facility performance in future budget years. Common O&M includes work in programmatic activities, administrative and technical support, and legal & environmental mandates. Common O&M is distinct from Specific Work Activities in budget formulation. Common O&M is separated into three “Buckets”: Programmatic Activities, which are activities performed by personnel located at the physical project site; Administrative and Technical Support, which are activities performed by personnel not located at the physical project site (for example, District Office, Area Office, etc.); and Legal and Environmental Mandates, which includes all legal and environmental mandates (for example, NAGPRA, BiOps, NEPA, etc.).

Corrective Maintenance. The repair or renewal of an item which has failed or is about to fail.

Critical Work Activities/Packages. Each MSC is responsible for evaluating individual work activities/packages to determine their level of importance with regard to funding in the BY budget. In addition, MSCs must be able to fully justify work activities/packages that are identified as "critical" to their needs. The supporting justification for critical work activities/packages must demonstrate failure to perform the work would be critical to the functioning of the project to accomplish its mission; would endanger the health and safety of the public or project employees or would result in substantial losses. Equipment, assets, facilities or components where failure would directly impede the accomplishment of the assigned mission; would endanger the health and safety of the public or project employees; or would result in substantial losses are considered critical assets. The justification for critical work activities/packages must be supported by a risk vs consequence “type” analysis. All "operation", "maintenance" and "joint cost" work activities/packages in the budget that are identified as "critical", whether Common O&M or Specific Work Activities, should be capable of meeting this requirement.

Critical Infrastructure Protection & Resilience Program. The CIPR program leads risk assessment and prioritization efforts for USACE critical infrastructure portfolio in order to enhance its protection and resilience. The program includes both common actions (security and operations personnel training, security patrol and monitoring, security equipment maintenance, security risk assessments, blast damage assessment studies, dam security exercises, operating interim risk reduction measures, and physical security inspections) and Specific Work Activities (protection and operational interim risk reduction measures, physical security implementation, construction retrofits/hardening for vulnerability mitigation, surge in protective measures due to increased threat levels).

For more information, see Annex III, paragraph III-2-7.

Civil Works Integrated Funding Database (CW-IFD). CW-IFD is defined as the integrated data set for supporting budget allocations and related funding decisions. CW-IFD includes data used to support the following processes:

- Budget development
- Work plan development/Allocation Strategy
- Documentation and decisions on funding emergency repairs
- Authoritative data on project authorization and cost, to facilitate life cycle cost management, deauthorization, and portfolio management

Data is organized into one of three general categories:

- Program or Project data
- Facility or Feature data
- Work package data

Cyclical Maintenance. The replacement or renewal of items that are required on a recurring basis, with a frequency of greater than one year and less than seven to ten years. Examples are channel dredging, painting, floor coverings, engine overhauls, etc. These generally fall below Capital thresholds. These are also the items that are frequently deferred. Cyclical Maintenance is also referred to as Recurring Maintenance.

Enterprise-Wide Capability for Allocation Strategy: Enterprise-Wide Capability for the Allocation Strategy is defined as the sum of the budgeted work packages in BY-1 plus any additional unbudgeted work packages which can be executed in BY-1. Enterprise-wide capability, or execution capacity, is the maximum amount of project capabilities that the MSC or FOA can execute in the applicable FY. It is recognized that each enterprise, while it can execute the project capabilities on some of its projects, cannot execute the project capabilities on all its projects. Enterprise-wide capability is less than the sum of project capabilities. Appropriations Committee staff are interested in USACE enterprise-wide capabilities, particularly by BL or line item of additional funding, for the Allocation Strategy (BY-1). This paragraph provides guidance on how each MSC or FOA states its enterprise-wide capability in the Allocation Strategy.

a. The Explanatory Statements accompanying recent E&WDAs have provided line items of additional funding that span all authorized BLs and functions, including those of lower budget priority, such as, bank protection and environmental infrastructure. Accordingly, enterprise-wide capability should represent a balanced mix of BLs and functions. In other words, within each BL or function, a reasonable portion of work

packages should be within enterprise-wide capability, and others should be beyond enterprise-wide capability. The mix is governed by expectations (based on recent Explanatory Statements and House and Senate Reports) for funding of budgeted work and the line items of additional funding.

b. The MSC or FOA should use performance metrics to determine, within each BL and appropriation, which work packages are within enterprise capability, and which are not. All budgeted work packages should be first added within enterprise capability, and unbudgeted work packages should be next added. In CW-IFD BY-1 "Work Plan", each PPA with budgeted work packages which can continue to be executed in BY-1 within an account should have an assigned prioritization rank of 1 for both the BL rank and across BL rank. For budgeted work packages with additional capability above that provided by the Budget (remember this must be for same scope of work with no deviation) and unbudgeted work packages within an account, the MSC or FOA should designate the relative order of importance of the work package using integer-based numbers beginning with "2" for the BL prioritization rank and across BLs prioritization rank. Other than the rank of 1 which the HQUSACE Account Managers will ensure are uploaded into CW-IFD to correctly reflect the BY Budget, the prioritization ranks that accompany the MSC/FOA Commander submittal to CECW-ID and displayed in CW-IFD are to have no duplicate ranks (or decimals) within the MSC BL or MSC across BL ranks data fields, UNLESS the packages are linked (for example, maintenance dredging).

c. The MSC or FOA should signify which work packages beyond those already included in the budget that are within enterprise-wide capability by checking the "Funding Pot" box, in the "Recommended for Funding" field under the "Funding" tab in CW-IFD. To respond to Congressional inquiries for USACE-wide enterprise capability for a BL or function, HQUSACE will aggregate across USACE the capabilities of work packages in that BL or function that are in the budget plus those work packages which have the "Funding Pot" box checked.

Facility Operation. The day-to-day activities that allow for the continued use of facilities but are not considered part of the maintenance regimen that directly extends the life of the asset, facility or component. Examples include things, such as, security, custodial services, removing ice and snow, mowing, debris, trash, cleaning; or replacing lighting fixtures.

FEM Work Order Number (WON). A FEM WON is an alpha-numeric field from the FEM (Facilities and Equipment Maintenance) program that is a unique identifier connecting the budget work package to budget execution via the USACE Facilities and Equipment Management system (FEM). A FEM WON is required for all Specific Work Activity budget work packages in CW-IFD for all BLs and should be assigned at the appropriate asset level. *Note:* that a data field has been established in CW-IFD for entering the FEM WON. Selection of the specific work order numbering schema is at the discretion of the activity submitting the budget work package. All project deficiencies and needs captured on FEM Work orders, according to Phase 3 of the Maintenance Management

Improvement Plan (MMIP), should serve as input to developing work packages. Additionally, it is required that in FEM the Work Order:

a. description should mirror the work package and associated Work Category Code descriptions and be preceded by "FY24 SWA". If a work package was created in FEM in previous years, was not funded, and will be resubmitted for FY24, the Work Order description may be updated as necessary.

b. the FEM work order long description field should contain exactly the same information as the budget work package description and the associated Work Category Code.

c. type should be "SWA," Specific Work Activity.

d. the Command Work Type should be Deferred Maintenance (DM).

General Reevaluation Report (GRR). This is a study that involves reformulation of alternatives from a previously completed Feasibility Study. The addition of separable element(s) or separable implementable features may be included in a General Reevaluation Study so long as reformulation of the already-recommended or already-authorized alternative is included. The phase activity code is GR.

Inactive Facility. A facility that does not have a specific current or near-term program or mission requirement is considered "Inactive". Inactive facilities or parts of facilities are assets not currently needed to support the agency's mission or function but will have a planned need in the future. Inactive facilities may be classified by status: Standby or Mothball, corresponding to the Federal Real Property Council Indicator status "inactive". The following conditions characterize all inactive facilities or parts of facilities that are inactive:

a. No personnel occupy the facility.

b. Utilities are curtailed, other than as required for fire prevention, security, or safety.

c. The facility is secured to prevent unauthorized access and injury to personnel.

d. The facility does not receive funding for renewal or other significant improvement.

Level of Performance (LoP). LoP is a management decision in the context of the available maintenance resources, maintenance demands of an asset, and asset service demands or capacity. If formally established, the asset's formally determined Level of Service (LoS), may be used in considering asset demand/capacity. Managers should understand the minimum funding levels necessary to meet regulatory and safety requirements as caretaker of the facility/asset. Beyond this, a range of facility performance levels are available. In the budget context, LoP's may be broadly grouped No Mission (Red), Partial Mission (Yellow), Full Mission (Green). Managers must

understand the range of performance available for the facility and the associated investments required to achieve various performance levels. Work packages are formulated to express the investment necessary to achieve a given performance level for the facility/asset. Further definition of the three LOPs: No Mission LOP is funding required to simply own a project; Partial Mission represents the additional funding required to deliver the majority of project benefits, but not meet all requirements; and Full Mission includes the additional funding required to deliver all project benefits and fully preserve the facility for the foreseeable future.

Limited Reevaluation Report (LRR). This is a reexamination of project justification, including the economics and/or environmental effects, which does not require reformulation of project alternatives for an ongoing study. No longer used, See Validation Studies and Annex I.

Lowest Sustainable Investment. The lowest overall investment level that a prudent manager would select, balancing between short- and long-term economics and considering overall availability of resources. Sustainability in this sense is crucial to ensure that project meets or exceeds project life-cycle expectations including meeting or exceeding changing environmental requirements for compliant operation.

Major Maintenance. Major maintenance is defined as a non-repetitive item of work or aggregate items of related work. The Major Maintenance threshold is \$8M. An effort is determined to be Maintenance, Major Maintenance, or Major Rehabilitation based on purpose, cost, and duration criteria. If the effort costs at least the Rehabilitation cost threshold, and the construction duration is at least 2 years, and it significantly extends the physical life, it is considered Major Rehabilitation. If the maintenance effort exceeds the cost thresholds for Major Maintenance, but is less than the Rehabilitation threshold, it is Major Maintenance. There is no upper limit on repair cost; however, consideration should be given to intent and how much of the structure is being restored. This designation is not applicable to dredging and dredged material disposal facilities. The related items of work should include all items required to make the work effective for its desired purpose. Optional or casually related work which is not essential to the major maintenance item should be programmed, prioritized, and justified as a separate work package, or part of another work package, as appropriate. Major Maintenance work packages are budgeted under the O&M account only. Reference the Major Maintenance and Major Rehab decision tree on the OM 20/20 website here: https://usace.dps.mil/sites/INTRA-HQ/CivilWorks_OM2020/Major_MaintenanceRehab%20Decision%20Tree%FY24.pdf

Major Rehabilitation. Rehabilitation projects are projects to restore or ensure continuation of project functions or outputs. Section 205 of PL102-580 defines “rehabilitation” with respect to inland waterway projects, as either:

a. Economically justified structural work for restoration of a major project feature that extends the physical life of the feature significantly, and will take at least 2 years to complete, and has a capital cost of at least \$40,000,000 for Coastal Navigation

structure or \$27,000,000 for any other structure, adjusted for changes in price levels (reliability improvements).

b. Structural modifications that enhance operational efficiency or provide a function not contemplated in the original design and that have a capital cost of at least \$2,500,000, adjusted for changes in price levels (efficiency improvements). By policy these thresholds also apply to all BLs / Missions.

Maintenance. Work to restore equipment, assets, facilities or components to design conditions or to conditions that have been determined to be sufficient to meet a prescribed level of performance (vice "activities directed toward keeping assets in an acceptable condition"); replacement of parts, systems, or components; preventive maintenance and inspection/monitoring of facilities or equipment (excluding formal inspection/monitoring of facilities or equipment required by USACE guidance, such as, ER 1110-2-1156, ER 1110-2-111, and others); and other activities needed to preserve or maintain the asset. Maintenance and repairs, as distinguished from capital improvements, exclude activities directed towards expanding the capacity of an asset or otherwise upgrading it to serve needs different from, or significantly greater than, its current use. [SFFAS 40 & 6 maintenance on plant, property, and equipment (PP&E)] This activity involves "maintenance" as well as "operation" staff. However, Common O&M and Specific Work Activity maintenance or rehabilitations are maintenance so long as the action does not expand the capacity or alter use.

MAX (OMB) Collection and Collaboration Process. Max Collect is a data collection and collaboration tool that allows HQUSACE to compile and publish the Congressional Budget Materials information into an easy-to-use web application. See Paragraph 19 of the Main EC for the process.

Mothball status (long term inactive). An asset status applied to facilities when a decision has been made to suspend operations for an extended period of time and for which maintenance measures have been taken to prevent deterioration of essential systems. Mothballing generally results in higher first-year costs, but future annual costs are lower due to reduced maintenance and repair requirements. Mothball status is distinct from "caretaker" or "standby" status; corresponds to the Federal Real Property Indicator status "inactive". Mothball status is defined at the project or project site level, not the feature level. The total time to deactivate and then to reactivate a facility, including the mothballed period, generally exceeds 36 months. In addition to the conditions indicated above, the following conditions characterize mothballed facilities:

a. Utility systems and collateral equipment have been properly prepared for long-term inactivation without significant deterioration. Selected systems, such as, cathodic and fire detection systems are kept in operation and routinely inspected.

b. The facility interior is equipped with appropriate environmental control to prevent significant deterioration.

c. Hazardous materials have been removed.

d. The facility exterior envelope is inspected routinely, and the integrity and appearance of the exterior shell are maintained.

e. Personal property is reported to the USACE Logistic Agency for reutilization.

New Investment. A new investment decision is required for a study or project that is not a new start but meets one of the following criteria: It is a new study phase of a study funded previously in the account; it is a resumption; study resumption or construction resumption.

Non-critical Work Activities/Packages. Activities where failure to perform the work may cause considerable inconvenience but would not affect the accomplishment of the assigned mission; would not seriously affect the health and safety of the public or project personnel; or would cause moderate or insignificant losses.

Operation. Work that is integral to the actual performance of an operating project that provides authorized benefits to the public. Operation includes facility operation necessary to keep equipment, assets and facilities functioning at a particular service level; examples include custodial services, removing snow and ice, debris removal (not required for dam safety), trash, cleaning, replacing lighting elements. This work is typically performed on an annual basis, typically by hired labor or small contract (service contract, purchase order, etc.)

Post-Feasibility Studies. These types of studies involve reformulation of alternatives and project justification via economics and/or environmental effects.

President's Budget Rank. President's Budget rank identifies the level of funding assigned to individual work packages after OMB review (passback) and HQ finalization of the BY budget. The President's Budget rank is entered into the CW-IFD database by BLMs prior to submitting the budget to Congress. President's Budget Rankings are defined as follows:

- President's Budget Rank 1 = IN the budget
- President's Budget Rank 7 = NOT in the budget

See also ARMY Rank and HQ Rank definitions in this Glossary.

Preventive Maintenance. The systematic care, servicing, and inspection of assets, facilities, equipment and components for the purpose of detecting and correcting incipient failures and accomplishing minor maintenance (based on AR 420-1) Formal inspections and assessments explicitly required by current USACE guidance (such as, ER 1110-2-1156, ER 1110-2-111, and others) are not considered preventive maintenance. The frequency of preventive maintenance is generally less than one year.

Examples include things, such as, routine testing of lubricating and hydraulic oils; replacing packing in valves and glands; lubrication of equipment/components; replacing electrical brushes and touch-up painting, etc.

Program, Project, or Activity (PPA).

a. For any appropriation, a project, study, program, or other work that has received a Statutory Earmark and for which any Funding from the Program Year of the Statutory Earmark remains available for obligation.

b. For the FUSRAP appropriation, any funded project.

c. For the I, C, O&M, or MR&T appropriation, a project, program, project element, or study that has been funded through a First-Tier Line Item in a table of allocations in the Statement of Managers accompanying any Act, and for which any Funding from the Program Year of that Act remains available for obligation.

d. For the I, C, O&M, or MR&T appropriation, a Specifically Authorized Project or Program (see definition). However, if the Specifically Authorized Project or Program is a component of a broader PPA funded as a First-Tier Line Item, then the component is not a PPA unless the component itself had been funded through a First-Tier Line Item and Funding from the applicable Program Year remains available for obligation.

e. For the I, C, O&M, or MR&T appropriation, a study intended to lead to a new, Specifically Authorized Project or Program (see definition), including a “spinoff” sub-basin study from a basin-wide or comprehensive study, or a study for an unauthorized project that would incorporate or subsume an already-authorized project, such as, a study for widening or deepening beyond authorized channel dimensions.

Program Code. A mandatory field in P2 used to store the unique Congressional line-item identifier.

Project Partnership Agreement/Partnership Agreement. Reference PL 110-114 (WRDA 2007) Conference Report, Section 2003(f)(2) entitled: References to Cooperation Agreements – “any reference in a law, regulation, document, or other paper of the United States to a “cooperation agreement” or “project cooperation agreement” will be deemed to be a reference to a “partnership agreement” or a project partnership agreement,” (PPA), respectively.”

Recurring Maintenance. The replacement or renewal of items that are required on a recurring basis, with a frequency of greater than one year and less than seven to ten years. Examples are channel dredging, painting, floor coverings, engine overhauls, etc. These generally fall below Capital thresholds. These are also the items that are frequently deferred. Recurring Maintenance is also referred to as Cyclical Maintenance.

Rehabilitation. A budget category for Specific Work Activities which exceed cost

thresholds of Section 205 of PL 102-580 (WRDA 1992) as amended by Section 2006 of PL 113-121, WRRDA 2014.

Remaining Benefits Remaining Cost Ratio (RBRCR). Compute the RBRCR at the applicable interest rate, the current interest rate, and the OMB prescribed 7percent interest rate for projects and separable elements other than design or construction deficiency correction projects, safety of dams, projects, and aquatic ecosystem restoration projects.

a. Remaining Costs. Consider anticipated Federal and non-Federal allocations and other non-Federal costs through the BY-1 as sunk and exclude them from the RBRCR computation. The remaining costs will be the Federal and non-Federal allocations as of the end of BY-1 based on the current project cost estimate and allocations from prior years and on the President's Budget for BY-2 in October 2021 dollars. Where the project includes completed separable elements, independent units and/or useful increments, OMRR&R costs for completed units/increments will also be considered sunk, and only OMRR&R for remaining units/increments will be considered in remaining project costs. The remaining costs should include any reimbursements still needing to be paid for work already completed.

b. Remaining Benefits. Where the project includes completed separable elements, independent units and/or useful increments, the amount of annual benefits that would be expected to accrue over the period of analysis for completed or functioning components of the total project will be considered sunk and excluded from the RBRCR computation. Sunk benefits for projects that have reimbursable features should be estimated based on the reimbursable costs expended and an estimate on the amount of sunk benefits that would be associated with that level of expenditure. Remaining benefits are those that will be attainable in the BY or thereafter only if project features not completed with allocations through BY-1 are completed and operated and maintained.

Rounding. All cost estimates will be rounded to the nearest one thousand dollars (\$1000) unless otherwise specified.

Rural Community. A "rural community" means a community in a geographic area that is classified in its entirety as rural by the U.S. Census Bureau. Implementation procedures are as follows: Utilize the U.S. Census Bureau most recent list and geographic information system layers to determine if the geographic area of the community is in an urban area. If the total community geographic area is not listed, the community is considered rural. <https://www.census.gov/programs-surveys/geography/guidance/geo-areas/urban-rural/2010-urban-rural.html>.

Section 902 Post Authorization Study. This is a type of Validation Study. Section 902 Post Authorization Reports are reviewed and approved at HQUSACE and may require additional Authorization.

Smart Use of Systems. The objective of the Smart Use of Systems is to make efficient and consistent use of the various tools currently being used within the Corps of Engineers Civil Works program for project and program data. CW-IFD is the tool that will be used to collect project/program data from the various other data sources within the Corps and then provide an intuitive and user-friendly platform for users to enter and manage the project and program data needed for budget and work plan development.

Specific Work Activities. Typically includes scoping, cost estimates, Project Management Plans and/or contract actions, and larger scale planned operations or planned component renewals related efforts, such as, unique operation and maintenance actions with a specific beginning and end that require a greater level of rigor and documentation. Each Specific Work Activity must be shown separately to allow for individual funding decisions based on performance metrics and risk-based indices. The entire cost for all project-specific marine construction work or fleet work, including dredging and revetment work, whether by contract or hired labor, must be visible in this category, along with full Recurring (cyclical) and Component Renewal maintenance requirements to support anticipated mission delivery or to meet anticipated levels of service in subsequent budget years, including “major maintenance” level packages. Recapitalization (including betterments) actions including rehabilitation, Major Maintenance and Major Rehabilitations studies or evaluations should be requested as Specific Work Activities. Also, estimated corrective maintenance (proactive) resourcing for commonly occurring breakdown maintenance should be requested as Specific Work Activities. It is a budget category for unique operation and maintenance actions with a specific beginning and end, which require a greater level of rigor and documentation in the form of planning, scoping, contracting, etc. Each Specific Work Activity must be shown separately to allow for individual funding decisions based on performance metrics and risk-based indices.

Spin-off Studies (SS). A Feasibility Study that is specifically identified in a final report from a Comprehensive or Basin-wide Study and that would be carried out under the same study authority as the Comprehensive or Basin-wide, if provided for by that authority, is termed a Spin-off Study.

Systems. Is an area with a common function, such as, a coastal system, navigation system or ecosystem? A system boundary is not a true drainage boundary but does have hydrological function considerations. The term “watershed” will be used throughout this budget EC and will refer to both watersheds and coastal systems.

Systems-Based Budgeting (SBB). SBB explicitly acknowledges that the projects and work packages included in each year’s budget submission are interconnected, within the context of systems and watersheds in which they operate. As such, the decision to fund (or not to fund) any given project or work package influences both the stand-alone project and system as a whole. Systems-based budgeting accounts for the interconnected performance of projects within watersheds and systems, in order to provide decision makers with a more clearly articulated description of work packages and project Value to Nation.

Urban Community. The Corps uses the term “urban areas”, as provided in 33 CFR §238.4(a): “cities, towns, or other incorporated or unincorporated political sub-divisions of States that: (1) Provide general local government for specific population concentrations, and (2) Occupy an essentially continuous area of developed land, containing such structures as residences, public and commercial buildings, and industrial sites.”

Validation Study (VS). This is a reexamination of project justification, including the economics and/or environmental effects that does not require reformulation of alternatives. A VS may be carried out using any funds appropriated for the project and the cost of the VS is shared under the applicable Design Agreement or Project Partnership Agreement.

Value to the Nation (VTN). Is defined broadly as improving economic growth, protecting the environment, and providing for the social well-being of the Nation.

Watershed. Is a geographic area which drains to a common river or body of water. Looking at water resource infrastructure and activities is called watershed management. Watershed management takes a comprehensive look at natural and man-made functions of the hydrologic system and impacts to that system.

Work Increment. A work increment is a discrete amount of work identified by an activity or a set of activities with specific resource requirements and a schedule.