



VETERANS BENEFITS ADMINISTRATION

Annual Benefits Report

FISCAL YEAR 2022

VA



U.S. Department
of Veterans Affairs

The Fiscal Year 2022 Annual Benefits Report

This section of the report contains general information on all Veterans Benefits Administration programs as well as information previously contained in the appendix sections. Each of the seven primary programs has a separate section, identifiable by a unique color scheme and icon. Links to the files for each section are on page 4 or on the Annual Benefits Report website: benefits.va.gov/reports/annual_benefits_report.

Our mission is to serve as a leading advocate for Servicemembers, Veterans, their families and Survivors, delivering with excellence Veteran-centered and personalized benefits and services that honor their service, assist in their readjustment, enhance their lives, and engender their full trust.

Table of Contents

Table of Contents	3	Louisiana	32
Table of Contents for Each Program’s Section	4	Maine	33
Mission, Vision, and VA’s Core Values	5	Maryland	34
Mission Statement	5	Massachusetts	35
Vision Statement	5	Michigan	36
I CARE (VA Core Values and Characteristics)	5	Minnesota	37
VA Core Values (“I CARE”)	5	Mississippi	38
VA Characteristics:	6	Missouri	39
Purpose and Overview	7	Montana	40
Overview – All Programs	7	Nebraska	41
Total Program Net Outlays (\$millions)	7	Nevada	42
FY2022 Program Summary	8	New Hampshire	43
Total Recipients	9	New Jersey	44
Overview – Compensation	9	New Mexico	45
Overview – Pension and Fiduciary	10	New York	46
Overview – Insurance	10	North Carolina	47
Overview – Home Loan Guaranty	11	North Dakota	48
Overview – Education	11	Ohio	49
Overview – Veteran Readiness and Employment (VR&E)	12	Oklahoma	50
Overview – Outreach, Transition and Economic Development (OTED)	12	Oregon	51
Data on Individual States	13	Pennsylvania	52
State Totals	13	Rhode Island	53
Alabama	14	South Carolina	54
Alaska	15	South Dakota	55
Arizona	16	Tennessee	56
Arkansas	17	Texas	57
California	18	Utah	58
Colorado	19	Vermont	59
Connecticut	20	Virginia	60
Delaware	21	Washington	61
District of Columbia	22	West Virginia	62
Florida	23	Wisconsin	63
Georgia	24	Wyoming	64
Hawaii	25	Puerto Rico	65
Idaho	26	Philippines	66
Illinois	27	Other Foreign	67
Indiana	28	Regional Office Addresses	231
Iowa	29	District Offices	233
Kansas	30	Centralized Mail Address	233
Kentucky	31	Contact Information	233
		Program Jurisdiction Information/Maps	234
		Glossary	236
		Contact Information	243



VA



U.S. Department
of Veterans Affairs
Veterans Benefits
Administration

Table of Contents for Each Program's Section

Each title and icon is a link to the file on the VBA reports website: benefits.va.gov/reports/ABR

Compensation

Program Descriptions	69
Quick Reference	72
Compensation Veteran Data	76
Dependency and Indemnity Compensation (DIC) Data	116
Contact Information	121



Pension and Fiduciary

Program Descriptions	123
Quick Reference	128
Veterans Pension Data	130
Survivors Pension Data	136
Fiduciary Data	142
Contact Information	146



Education

Program Descriptions	147
Quick Reference	154
Education Program Data	156
Contact Information	164



Life Insurance

Program Descriptions	165
Quick Reference	174
Life Insurance Program Data	177
Contact Information	190



Home Loan Guaranty

Program Descriptions	191
Quick Reference	196
Loan Administration Data	207
Contact Information	208



Veteran Readiness and Employment

Program Descriptions	209
Quick Reference	212
VR&E Program Data	214
Contact Information	220



Outreach, Transition and Economic Development

Program Descriptions	221
Quick Reference	227
Contact Information	230



VETERANS BENEFITS ADMINISTRATION

Mission, Vision, and VA's Core Values

The Veterans Benefits Administration is one of three Administrations forming the U.S. Department of Veterans Affairs. VBA offers a wide range of benefits to our Nation's Veterans, Servicemembers, and their families and survivors.

Mission Statement

The mission of the Veterans Benefits Administration is to serve as a leading advocate for Servicemembers, Veterans, their families and Survivors, delivering with excellence Veteran-centered and personalized benefits and services that honor their service, assist in their readjustment, enhance their lives, and engender their full trust.

Vision Statement

Our vision is to fulfill our Nation's promise to those who serve by delivering the benefits and services they have earned to enable full, independent, and productive lives.

I CARE (VA Core Values and Characteristics)

VA Core Values and Characteristics are applied universally across all of VA and define "who we are." VA's Characteristics define "what we stand for," and help guide how we will perform our core mission; they shape our strategy, and influence resource allocation and other important decisions made within VA.

VA Core Values ("I CARE")

Integrity: Act with high moral principle. Adhere to the highest professional standards. Maintain the trust and confidence of all with whom I engage.

Commitment: Work diligently to serve Veterans and other beneficiaries. Be driven by an earnest belief in VA's mission. Fulfill my individual responsibilities and organizational responsibilities.

Advocacy: Be truly Veteran-centric by identifying, fully considering, and appropriately advancing the interests of Veterans and other beneficiaries.

Respect: Treat all those I serve and with whom I work with dignity and respect. Show respect to earn it.

Excellence: Strive for the highest quality and continuous improvement. Be thoughtful and decisive in leadership, accountable for my actions, willing to admit mistakes, and rigorous in correcting them.



VA



U.S. Department
of Veterans Affairs
Veterans Benefits
Administration

VA Characteristics:

Trustworthy: VA earns the trust of those it serves – every day – through the actions of all employees.

Accessible: VA engages and welcomes Veterans and other beneficiaries, facilitating their use of the entire array of its services. Each interaction will be positive and productive

Quality: VA provides the highest standard of care and services to Veterans and beneficiaries while managing the cost of its programs and being efficient stewards of all resources entrusted to it by the American people.

Innovative: VA prizes curiosity and initiative, encourages creative contributions from all employees, seeks continuous improvement, and adapts to remain at the forefront in knowledge, proficiency, and capability to deliver the highest standard of care and services.

Agile: VA anticipates and adapts quickly to current challenges and new requirements by continuously assessing the environment in which it operates and devising solutions to better serve Veterans, other beneficiaries, and Servicemembers.

Integrated: VA links care and services across the Department; other federal, state, and local agencies; partners; and Veterans Services Organizations to provide useful and understandable programs to Veterans and other beneficiaries. VA's relationship with the Department of Defense is unique, and VA will nurture it for the benefit of Veterans and Servicemembers.



U.S. Department
of Veterans Affairs
Veterans Benefits
Administration



Purpose and Overview

Purpose of VBA's Annual Benefits Report

The Annual Benefits Report (ABR) summarizes the benefit programs delivered by VBA, identifies the current level of program participation, and profiles the beneficiaries. The report is intended to accomplish the following:

- Present a clear, complete, data-driven picture of the extent to which Veterans and their dependents use these benefits, and
- Provide insights into the nature of the benefit programs.

A complete discussion of VBA's performance in administering these programs is contained in the Department's FY 2023 / FY 2021 Annual Performance Plan and Report (APP&R). The document brings together results from past years and program goals and objectives, and can be accessed through this electronic link:

<https://www.va.gov/performance/>.

The VA Strategic Plan FY 2022 – 2028 can be found on the Department's Web site:

<https://www.va.gov/oei/docs/va-strategic-plan-2022-2028.pdf>.

Veterans Benefits Overview

The Veterans Benefits Administration is one of three administrations comprising the Department of Veterans Affairs. VBA is responsible for administering and delivering an array of federally authorized benefits and services to eligible Veterans and their dependents and survivors. With annual expenditures of \$154 billion¹ during fiscal year 2022, VBA programs have a sweeping impact not only on the Veteran community, but also on the whole of American society. These are programs that touch millions of lives in fundamental ways. Benefits and services administered by VBA fall under seven major program areas: Compensation, Pension and Fiduciary, Education, Insurance, Home Loan Guaranty, Veteran Readiness and Employment, and Outreach, Transition and Economic Development. To administer these programs, VBA spent approximately \$3.0 billion during fiscal year 2022.

Overview – All Programs

Total Program Net Outlays (\$millions)¹

Compensation	\$135,296
Pension and Burial	\$4,436
Education	\$10,399
Insurance	\$135
Home Loan Guaranty	\$1,905
Veteran Readiness and Employment (VR&E)	\$1,471
Total	\$153,643

¹ This Annual Benefit Report contains benefit figures which differ from Mandatory Outlays and are explained in the subsections of this report. Net Outlays are limited to Mandatory Outlays for benefit payments (see <https://www.va.gov/budget/>). Of note, Outreach, Transition and Economic Development is not included since it is an administrative cost.



FY2022 Program Summary

Compensation

\$120.7 Billion Paid | 5.9 Million Recipients



Compensation provides tax-free monthly benefits in recognition of the effects of disabilities caused by diseases, events, or injuries incurred or aggravated during active military service. The program also provides monthly payments to surviving spouses, dependent children, and dependent parents in recognition of the economic loss caused by the death of individuals during their military service or as a result of service-connected disability after their discharge.

Home Loan Guaranty

\$256.6 Billion in Loans | 746,091 Loans



The VA home Loan Guaranty program provides help to eligible Veterans, active-duty personnel, surviving spouses, and members of the Reserves and National guard to purchase, retain, and adapt homes.

Pension & Fiduciary

\$3.6 Billion Paid | 299,709 Recipients



Pension is a needs-based benefit designed to provide certain wartime Veterans and their survivors with a minimum level of income that raises their standard of living. Wartime Veterans who are age 65 or older or have a permanent and total non-service connected disability, and who have limited income and net worth may be eligible. The Fiduciary program provides oversight for VA's most vulnerable beneficiaries who are unable to manage their own VA benefits.

Veteran Readiness & Employment

\$1.5 Billion Paid | 124,437 Participants



The Veteran Readiness & Employment program provides comprehensive services and assistance necessary to enable Veterans with service-connected disabilities and an employment handicap to obtain stable and suitable employment. It also assists Veterans to achieve maximum independence in daily living when the severity of their disability prohibits suitable employment.

Education

\$9.9 Billion Paid | 834,460 Recipients



VA Education program provides Veterans, Servicemembers, reservists, and certain family members of Veterans with educational resources to supplement opportunities missed because of military service. These programs are also meant to help the Armed Forces both recruit and retrain members.

Outreach, Transition and Economic Development

68,847 Events | 285,927 Attendees



Outreach, Transition and Economic Development eases Veterans transition from military service to civilian life. The programs engage transitioning Servicemembers, Veterans, their families and caregivers at each step of their transition journey. The programs provide early access to VA benefits and resources by connecting them to a network of partners who are working together to accelerate their economic empowerment and well-being.

Insurance

\$2.0 Billion Paid | 5.6 Million Policies



The program provides Servicemembers and their families with universal available life insurance and traumatic injury protection insurance. Servicemembers may also convert their Group Life Insurance to a renewable term insurance policy after separation. The program provides life insurance to Veterans who have lost their ability to purchase commercial insurance at standard healthy rates due to lost or impaired insurability resulting from military service.

Additional Information

Go to benefits.va.gov for additional information

[File a disability compensation claim](#)

[Find a VA regional office near you](#)

[Get help filing your claim](#)



U.S. Department
of Veterans Affairs

Veterans Benefits
Administration



Total Recipients

Compensation – Number of service-connected compensation and DIC benefit recipients at the end of fiscal year 2022	5,894,585
Pension – Number of non-service-connected disability Veteran and survivor pension recipients at the end of fiscal year 2022	299,709
Fiduciary – Number of beneficiaries who received services from VA’s fiduciary program during fiscal year 2022	108,073
Education – Number of beneficiaries participating in education programs during fiscal year 2022	834,460
Insurance – Number of lives insured at the end of fiscal year 2022	5,586,174
Home Loan Guaranty – Number of loans guaranteed during fiscal year 2022	746,091
Veteran Readiness and Employment – Number of participants during fiscal year 2022	124,437

Overview – Compensation



New compensation recipients and estimated annual payments – during FY 2022

Benefit program	Number of recipients	Estimated average individual amount paid annually	Estimated total amount paid annually
Veterans Compensation	322,908	\$15,244	\$4.92 Billion
Survivors DIC ²	38,027	\$18,571	\$706.2 Million
Total:	360,935	\$15,594	\$5.63 Billion

All compensation recipients and payments – end of FY 2022

Benefit program	Number of recipients	Estimated average individual amount paid annually	Estimated total amount paid annually
Veterans Compensation	5,417,012	\$20,686	\$112.06 Billion
Survivors DIC	477,573	\$18,196	\$8.69 Billion
Total:	5,894,585	\$20,484	\$120.75 Billion

² Dependency and Indemnity Compensation and Death Compensation



VA



U.S. Department
of Veterans Affairs
Veterans Benefits
Administration

Overview – Pension and Fiduciary



New pension recipients and estimated annual payments - during FY 2022

Benefit program	Number of recipients	Estimated average individual amount paid annually	Estimated total amount paid annually
Veterans Pension	9,456	\$18,101	\$171.16 Million
Survivors Pension ³	14,287	\$13,080	\$186.87 Million
Total	23,743	\$15,079	\$358.03 Million

All pension recipients and payments – end of FY 2022

Benefit program	Number of recipients	Estimated average individual amount paid annually	Estimated total amount paid annually
Veterans Pension	173,969	\$13,270	\$2.31 Billion
Survivors Pension	125,740	\$9,986	\$1.26 Billion
Total	299,709	\$11,892	\$3.56 Billion

Number of beneficiaries who received services from VA's fiduciary program during FY 2022: 108,073

Overview – Insurance



Number of lives insured at the end of FY 2022 by program type

Program	Number of lives
Administered Programs for Veterans	351,944
Veterans' Mortgage Life Insurance	2,311
Veterans' Group Life Insurance	445,419
Servicemembers' Group Life Insurance	2,205,500
Servicemembers' Group Life Insurance Family Coverage (spouses and children)	2,581,000
Total lives insured	5,586,174

Amount of benefits paid during FY 2022 by payment type

Payment type	Amount paid
Death awards	\$1,786,537,345
Dividends	\$12,888,930
Loans	\$24,120,000
Matured endowments	\$111,161,733
Cash surrenders	\$27,132,586
Disability claims	\$1,349,529
Total	\$1,963,190,123

³ The term "Survivors" includes surviving spouses and surviving children.

Overview – Home Loan Guaranty



Fiscal year 2022 Home Loan Guaranty program highlights

Loans guaranteed	746,091
Interest rate reduction loans	127,949
Total loan amount	\$256,576,644,190
Average amount per loan	\$343,895

Overview – Education



Education program beneficiaries and payments

Program	Beneficiaries	Payments (\$000)
Post-9/11 GI Bill	564,501	\$8,134,273
Montgomery GI Bill - Active Duty (MGIB-AD)	20,970	\$148,165
Montgomery GI Bill - Selected Reserve (MGIB-SR)	36,374	\$106,027
Reserve Educational Assistance Program (REAP)	0	\$0
Survivors and Dependents Educational Assistance (DEA)	183,944	\$1,255,511
Post-Vietnam Era Veterans Educational Assistance Program (VEAP) ⁴	13,170	\$8,478
Veteran Rapid Retraining Assistance Program (VRRAP)	8,538	\$170,560
Veteran Employment Through Technology Education Courses (VET TEC)	6,963	\$92,532
Total	834,460	\$9,915,546

Education program acronyms⁵

POST 9/11	Post-9/11 Veterans Educational Assistance Program (Post-9/11 GI Bill)
MGIB-AD	All-Volunteer Force Educational Assistance Program (Montgomery GI Bill - Active Duty)
MGIB-SR	Educational Assistance for Members of the Selected Reserve (Montgomery GI Bill - Selected Reserve)
REAP	Reserve Educational Assistance Program
DEA	Survivors and Dependents Educational Assistance
VEAP	Post-Vietnam Era Veterans Educational Assistance Program
VRRAP	Veteran Rapid Retraining Assistance Program
VET TEC	Veteran Employment Through Technology Education Courses

⁴ FY 2022 VEAP figures are for disenrollment. There was no educational use of the benefit.

⁵ These acronyms are provided as a guide to the education program descriptions in the state data on the following pages. For information on each of the programs above refer to the [Education section](#).



VA



U.S. Department
of Veterans Affairs
Veterans Benefits
Administration

Overview – Veteran Readiness and Employment (VR&E)



Veteran Readiness and Employment participants FY 2022

Status	Total
Total applicants	105,054
Eligible applicants	99,346
Completed evaluation (including prior year carry over)	66,578
Entitled applicants (including prior year carry over)	55,918
Entitled applicants (2022 only)	43,127
New plans of service (enrollments)	30,623
Participants	124,437
Rehabilitated	11,810

Overview – Outreach, Transition and Economic Development (OTED)



OTED Programs in FY2022

Programs		Total
Transition Assistance Program	Attendance	285,927
	Events	68,847
VA Solid Start	Eligible Veterans	272,793
	Eligible Veterans Successfully Contacted	175,369
	Eligible Priority Veterans - Veterans with mental health appointment prior to leaving service.	37,385
	Eligible Priority Veterans Successfully Contacted - Veterans with mental health appointment prior to leaving service.	29,042
PCPG (Chapter 36) Cases	Applications Processed	7,842
	Applications Counseled	3,955



U.S. Department
of Veterans Affairs
Veterans Benefits
Administration



State Totals

Estimated total Veteran population: 18,592,457



Compensation⁶ – Veterans on the rolls at the end of FY 2022

Number of Veterans ⁷		Estimated total amount paid monthly	Estimated total amount paid annually
5,417,012		\$9,338,137,439	\$112,057,649,270
Age 34 and under	Age 35 through 54	Age 55 through 74	Age 75 and over
613,577	1,754,770	2,046,287	1,002,167



Pension⁸ – Veterans on the rolls at the end of FY 2022

Number of Veterans ⁸		Estimated total amount paid monthly	Estimated total amount paid annually
173,969		\$192,380,200	\$2,308,562,403
Age 34 and under	Age 35 through 64	Age 65 through 74	Age 75 and over
276	15,520	86,228	71,944



Education⁹ – Participants by program during FY 2022

MGIB-AD	MGIB-SR	DEA	VEAP ¹⁰	REAP	Post 9/11	Total participants
15,914	36,084	182,999	0	0	511,554	746,511



Insurance¹¹

Life insurance payments during FY 22	Total face value of insurance at the end of FY 22	Total number of policies at the end of FY 22
\$956,106,416	\$4,792,046,706	392,757



Home Loan Guaranty – Loans guaranteed during FY 2021

Number of loans	Total amount of loans
746,091	\$256,576,644,190



Veteran Readiness and Employment⁶ – Participants during FY 2022

Total applicants	Number of new plans of service (enrollments)	Number of entitled applicants	Number of program participants	Number of Veterans rehabilitated through independent living	Number of Veterans rehabilitated by obtaining suitable employment
105,054	30,623	55,918	124,437	234	10,673

⁶ State and age breakout numbers may not add up to the total number of Veterans because some Veterans are unidentifiable by state and/or by age.

⁷ Total includes 722 Veterans and \$13,738,985 in compensation benefits unidentifiable by state.

⁸ Veterans pension only. Total includes 5 Veterans and \$82,512 in pension benefits unidentifiable by state.

⁹ State statistics do not include foreign schools and may include individuals that use education benefits in more than one state. VRRAP and VET TEC are not included given the temporary nature of the programs.

¹⁰ VEAP totals by state are an estimate based on total trained during the fiscal year and not actual beneficiaries by state for this program. Does not include disenrollment.

¹¹ State statistics represent policies directly administered by VA Insurance Service.



VA



U.S. Department of Veterans Affairs
Veterans Benefits Administration

Estimated total Veteran population: 351,132

Alabama

Compensation – Veterans on the rolls at the end of FY 2022



Number of Veterans		Estimated total amount paid monthly		Estimated total amount paid annually	
120,962		\$226,935,326		\$2,723,223,909	
Age 34 and under	Age 35 through 54	Age 55 through 74	Age 75 and over		
10,522	38,537	52,291	19,609		

Pension – Veterans on the rolls at the end of FY 2022



Number of Veterans		Estimated total amount paid monthly		Estimated total amount paid annually	
4,707		\$5,068,626		\$60,823,511	
Age 34 and under	Age 35 through 64	Age 65 through 74	Age 75 and over		
9	459	2,436	1,803		

Education – Participants by program during FY 2022



MGIB-AD	MGIB-SR	DEA	VEAP	REAP	Post 9/11	Total participants
321	1,298	7,528	0	0	10,000	19,147

Insurance



Life insurance payments during FY 2022	Total face value of insurance at the end of FY 2022	Total number of policies at the end of FY 2022
\$20,828,869	\$104,395,194	8,967

Home Loan Guaranty – Loans guaranteed during FY 2022



Number of loans	Total amount of loans
17,666	\$4,949,009,712

Veteran Readiness and Employment – Participants during FY 2022



Total applicants	Number of new plans of service (enrollments)	Number of entitled applicants	Number of program participants	Number of Veterans rehabilitated through independent living	Number of Veterans rehabilitated by obtaining suitable employment
1,986	570	1,080	2,419	19	173

Alaska

Estimated total Veteran population: 69,838



Compensation – Veterans on the rolls at the end of FY 2022

Number of Veterans		Estimated total amount paid monthly		Estimated total amount paid annually	
22,119		\$35,491,609		\$425,899,303	
Age 34 and under	Age 35 through 54	Age 55 through 74	Age 75 and over		
2,523	8,751	8,506	2,339		



Pension – Veterans on the rolls at the end of FY 2022

Number of Veterans		Estimated total amount paid monthly		Estimated total amount paid annually	
207		\$175,591		\$2,107,092	
Age 34 and under	Age 35 through 64	Age 65 through 74	Age 75 and over		
0	15	136	56		



Education – Participants by program during FY 2022

MGIB-AD	MGIB-SR	DEA	VEAP	REAP	Post 9/11	Total participants
14	21	295	0	0	1,548	1,878



Insurance

Life insurance payments during FY 2022	Total face value of insurance at the end of FY 2022	Total number of policies at the end of FY 2022
\$ 1,857,110	\$9,307,917	751



Home Loan Guaranty – Loans guaranteed during FY 2022

Number of loans	Total amount of loans
4,442	\$1,618,706,352



Veteran Readiness and Employment – Participants during FY 2022

Total applicants	Number of new plans of service (enrollments)	Number of entitled applicants	Number of program participants	Number of Veterans rehabilitated through independent living	Number of Veterans rehabilitated by obtaining suitable employment
439	141	251	529	0	55



VA



U.S. Department of Veterans Affairs
Veterans Benefits Administration

Estimated total Veteran population: 498,546

Arizona



Compensation – Veterans on the rolls at the end of FY 2022

Number of Veterans		Estimated total amount paid monthly	Estimated total amount paid annually
134,776		\$221,927,011	\$2,663,124,136
Age 34 and under	Age 35 through 54	Age 55 through 74	Age 75 and over
17,222	42,060	49,045	26,433



Pension – Veterans on the rolls at the end of FY 2022

Number of Veterans		Estimated total amount paid monthly	Estimated total amount paid annually
4,120		\$4,259,471	\$51,113,656
Age 34 and under	Age 35 through 64	Age 65 through 74	Age 75 and over
7	351	2,121	1,641



Education – Participants by program during FY 2022

MGIB-AD	MGIB-SR	DEA	VEAP	REAP	Post 9/11	Total participants
1,168	635	6,684	0	0	31,825	40,312



Insurance

Life insurance payments during FY 2022	Total face value of insurance at the end of FY 2022	Total number of policies at the end of FY 2022
\$20,263,618	\$101,562,132	8,308



Home Loan Guaranty – Loans guaranteed during FY 2022

Number of loans	Total amount of loans
28,314	\$10,205,763,192



Veteran Readiness and Employment – Participants during FY 2022

Total applicants	Number of new plans of service (enrollments)	Number of entitled applicants	Number of program participants	Number of Veterans rehabilitated through independent living	Number of Veterans rehabilitated by obtaining suitable employment
2,622	669	1,359	2,216	17	227



U.S. Department of Veterans Affairs
Veterans Benefits Administration





Compensation – Veterans on the rolls at the end of FY 2022

Number of Veterans		Estimated total amount paid monthly	Estimated total amount paid annually
57,984		\$110,487,769	\$1,325,853,226
Age 34 and under	Age 35 through 54	Age 55 through 74	Age 75 and over
4,943	18,259	24,437	10,344



Pension – Veterans on the rolls at the end of FY 2022

Number of Veterans		Estimated total amount paid monthly	Estimated total amount paid annually
2,629		\$2,927,853	\$35,134,233
Age 34 and under	Age 35 through 64	Age 65 through 74	Age 75 and over
5	272	1,388	964



Education – Participants by program during FY 2022

MGIB-AD	MGIB-SR	DEA	VEAP	REAP	Post 9/11	Total participants
94	808	2,354	0	0	2,827	6,083



Insurance

Life insurance payments during FY 2022	Total face value of insurance at the end of FY 2022	Total number of policies at the end of FY 2022
\$10,899,703	\$54,629,781	4,640



Home Loan Guaranty – Loans guaranteed during FY 2022

Number of loans	Total amount of loans
7,376	\$1,794,947,135



Veteran Readiness and Employment – Participants during FY 2022

Total applicants	Number of new plans of service (enrollments)	Number of entitled applicants	Number of program participants	Number of Veterans rehabilitated through independent living	Number of Veterans rehabilitated by obtaining suitable employment
722	233	436	1,085	11	105



Estimated total Veteran population: 1,534,710

California



Compensation – Veterans on the rolls at the end of FY 2022

Number of Veterans		Estimated total amount paid monthly	Estimated total amount paid annually
442,216		\$762,877,659	\$9,154,531,913
Age 34 and under	Age 35 through 54	Age 55 through 74	Age 75 and over
63,460	147,155	146,861	84,734



Pension – Veterans on the rolls at the end of FY 2022

Number of Veterans		Estimated total amount paid monthly	Estimated total amount paid annually
16,512		\$18,938,871	\$227,266,453
Age 34 and under	Age 35 through 64	Age 65 through 74	Age 75 and over
16	1,101	7,901	7,494



Education – Participants by program during FY 2022

MGIB-AD	MGIB-SR	DEA	VEAP	REAP	Post 9/11	Total participants
755	978	13,533	0	0	50,972	66,238



Insurance

Life insurance payments during FY 2022	Total face value of insurance at the end of FY 2022	Total number of policies at the end of FY 2022
\$77,302,745	\$387,444,703	30,709



Home Loan Guaranty – Loans guaranteed during FY 2022

Number of loans	Total amount of loans
54,933	\$28,826,258,458



Veteran Readiness and Employment – Participants during FY 2022

Total applicants	Number of new plans of service (enrollments)	Number of entitled applicants	Number of program participants	Number of Veterans rehabilitated through independent living	Number of Veterans rehabilitated by obtaining suitable employment
12,228	3,532	6,252	15,366	6	1,112



U.S. Department of Veterans Affairs
Veterans Benefits Administration





Compensation – Veterans on the rolls at the end of FY 2022

Number of Veterans		Estimated total amount paid monthly		Estimated total amount paid annually	
121,296		\$195,521,599		\$2,346,259,192	
Age 34 and under	Age 35 through 54	Age 55 through 74	Age 75 and over		
18,566	44,067	40,119	18,538		



Pension – Veterans on the rolls at the end of FY 2022

Number of Veterans		Estimated total amount paid monthly		Estimated total amount paid annually	
2,508		\$2,714,923		\$32,579,072	
Age 34 and under	Age 35 through 64	Age 65 through 74	Age 75 and over		
5	248	1,268	987		



Education – Participants by program during FY 2022

MGIB-AD	MGIB-SR	DEA	VEAP	REAP	Post 9/11	Total participants
434	322	3,607	0	0	16,322	20,685



Insurance

Life insurance payments during FY 2022	Total face value of insurance at the end of FY 2022	Total number of policies at the end of FY 2022
\$14,812,032	\$74,238,544	6,043



Home Loan Guaranty – Loans guaranteed during FY 2022

Number of loans	Total amount of loans
23,879	\$10,589,503,576



Veteran Readiness and Employment – Participants during FY 2022

Total applicants	Number of new plans of service (enrollments)	Number of entitled applicants	Number of program participants	Number of Veterans rehabilitated through independent living	Number of Veterans rehabilitated by obtaining suitable employment
2,763	1,020	1,601	3,715	0	353



VA



U.S. Department of Veterans Affairs
Veterans Benefits Administration

Estimated total Veteran population: 158,714

Connecticut



Compensation – Veterans on the rolls at the end of FY 2022

Number of Veterans		Estimated total amount paid monthly		Estimated total amount paid annually	
31,648		\$46,376,743		\$556,520,915	
Age 34 and under	Age 35 through 54	Age 55 through 74	Age 75 and over		
3,998	9,508	10,752	7,387		



Pension – Veterans on the rolls at the end of FY 2022

Number of Veterans		Estimated total amount paid monthly		Estimated total amount paid annually	
1,053		\$1,111,093		\$13,333,118	
Age 34 and under	Age 35 through 64	Age 65 through 74	Age 75 and over		
4	85	435	529		



Education – Participants by program during FY 2022

MGIB-AD	MGIB-SR	DEA	VEAP	REAP	Post 9/11	Total participants
72	393	617	0	0	3,249	4,331



Insurance

Life insurance payments during FY 2022	Total face value of insurance at the end of FY 2022	Total number of policies at the end of FY 2022
\$9,028,788	\$45,252,674	3,465



Home Loan Guaranty – Loans guaranteed during FY 2022

Number of loans	Total amount of loans
3,816	\$1,215,559,416



Veteran Readiness and Employment – Participants during FY 2022

Total applicants	Number of new plans of service (enrollments)	Number of entitled applicants	Number of program participants	Number of Veterans rehabilitated through independent living	Number of Veterans rehabilitated by obtaining suitable employment
662	164	319	993	6	86

Delaware

Estimated total Veteran population: 68,675



Compensation – Veterans on the rolls at the end of FY 2022

Number of Veterans		Estimated total amount paid monthly		Estimated total amount paid annually	
16,487		\$27,977,247		\$335,726,961	
Age 34 and under	Age 35 through 54	Age 55 through 74	Age 75 and over		
1,392	4,536	7,407	3,150		



Pension – Veterans on the rolls at the end of FY 2022

Number of Veterans		Estimated total amount paid monthly		Estimated total amount paid annually	
304		\$327,418		\$3,929,016	
Age 34 and under	Age 35 through 64	Age 65 through 74	Age 75 and over		
1	27	155	121		



Education – Participants by program during FY 2022

MGIB-AD	MGIB-SR	DEA	VEAP	REAP	Post 9/11	Total participants
20	111	344	0	0	1,123	1,598



Insurance

Life insurance payments during FY 2022	Total face value of insurance at the end of FY 2022	Total number of policies at the end of FY 2022
\$3,086,443	\$15,469,386	1,371



Home Loan Guaranty – Loans guaranteed during FY 2022

Number of loans	Total amount of loans
3,077	\$997,904,512



Veteran Readiness and Employment – Participants during FY 2022

Total applicants	Number of new plans of service (enrollments)	Number of entitled applicants	Number of program participants	Number of Veterans rehabilitated through independent living	Number of Veterans rehabilitated by obtaining suitable employment
229	53	115	188	0	21



VA



U.S. Department of Veterans Affairs
Veterans Benefits Administration

Estimated total Veteran population: 28,003

District of Columbia



Compensation – Veterans on the rolls at the end of FY 2022

Number of Veterans		Estimated total amount paid monthly		Estimated total amount paid annually	
6,129		\$9,826,504		\$117,918,043	
Age 34 and under	Age 35 through 54	Age 55 through 74		Age 75 and over	
871	2,401	2,033		824	



Pension – Veterans on the rolls at the end of FY 2022

Number of Veterans		Estimated total amount paid monthly		Estimated total amount paid annually	
412		\$376,892		\$4,522,704	
Age 34 and under	Age 35 through 64	Age 65 through 74		Age 75 and over	
1	37	247		127	



Education – Participants by program during FY 2022

MGIB-AD	MGIB-SR	DEA	VEAP	REAP	Post 9/11	Total participants
72	90	946	0	0	5,123	6,231



Insurance

Life insurance payments during FY 2022	Total face value of insurance at the end of FY 2022	Total number of policies at the end of FY 2022
\$1,220,132	\$6,115,353	510



Home Loan Guaranty – Loans guaranteed during FY 2022

Number of loans	Total amount of loans
728	\$483,838,944



Veteran Readiness and Employment – Participants during FY 2022

Total applicants	Number of new plans of service (enrollments)	Number of entitled applicants	Number of program participants	Number of Veterans rehabilitated through independent living	Number of Veterans rehabilitated by obtaining suitable employment
146	25	68	179	0	23



U.S. Department of Veterans Affairs
Veterans Benefits Administration



Florida

Estimated total Veteran population: 1,450,597



Compensation – Veterans on the rolls at the end of FY 2022

Number of Veterans		Estimated total amount paid monthly		Estimated total amount paid annually	
446,270		\$770,859,529		\$9,250,314,343	
Age 34 and under	Age 35 through 54	Age 55 through 74	Age 75 and over		
46,042	136,916	177,965	85,342		



Pension – Veterans on the rolls at the end of FY 2022

Number of Veterans		Estimated total amount paid monthly		Estimated total amount paid annually	
15,081		\$18,095,179		\$217,142,151	
Age 34 and under	Age 35 through 64	Age 65 through 74	Age 75 and over		
41	1,499	6,819	6,722		



Education – Participants by program during FY 2022

MGIB-AD	MGIB-SR	DEA	VEAP	REAP	Post 9/11	Total participants
870	1,169	13,867	0	0	38,658	54,564



Insurance

Life insurance payments during FY 2022	Total face value of insurance at the end of FY 2022	Total number of policies at the end of FY 2022
\$80,977,525	\$405,862,851	32,824



Home Loan Guaranty – Loans guaranteed during FY 2022

Number of loans	Total amount of loans
72,153	\$24,744,645,574



Veteran Readiness and Employment – Participants during FY 2022

Total applicants	Number of new plans of service (enrollments)	Number of entitled applicants	Number of program participants	Number of Veterans rehabilitated through independent living	Number of Veterans rehabilitated by obtaining suitable employment
8,723	2,411	4,953	9,651	14	920



VA



U.S. Department of Veterans Affairs
Veterans Benefits Administration

Estimated total Veteran population: 678,304

Georgia



Compensation – Veterans on the rolls at the end of FY 2022

Number of Veterans		Estimated total amount paid monthly	Estimated total amount paid annually	
233,808		\$441,475,569	\$5,297,706,829	
Age 34 and under	Age 35 through 54	Age 55 through 74	Age 75 and over	
28,360	80,263	93,393	31,783	



Pension – Veterans on the rolls at the end of FY 2022

Number of Veterans		Estimated total amount paid monthly	Estimated total amount paid annually	
6,383		\$7,220,409	\$86,644,908	
Age 34 and under	Age 35 through 64	Age 65 through 74	Age 75 and over	
14	769	3,363	2,237	



Education – Participants by program during FY 2022

MGIB-AD	MGIB-SR	DEA	VEAP	REAP	Post 9/11	Total participants
511	1,474	10,785	0	0	17,576	30,346



Insurance

Life insurance payments during FY 2022	Total face value of insurance at the end of FY 2022	Total number of policies at the end of FY 2022
\$40,777,922	\$204,380,711	17,294



Home Loan Guaranty – Loans guaranteed during FY 2022

Number of loans	Total amount of loans
38,791	\$11,620,226,421



Veteran Readiness and Employment – Participants during FY 2022

Total applicants	Number of new plans of service (enrollments)	Number of entitled applicants	Number of program participants	Number of Veterans rehabilitated through independent living	Number of Veterans rehabilitated by obtaining suitable employment
5,577	1,163	2,537	4,692	6	329



U.S. Department of Veterans Affairs
Veterans Benefits Administration



Hawaii

Estimated total Veteran population: 107,210



Compensation – Veterans on the rolls at the end of FY 2022

Number of Veterans		Estimated total amount paid monthly		Estimated total amount paid annually	
32,105		\$53,407,807		\$640,893,687	
Age 34 and under	Age 35 through 54	Age 55 through 74	Age 75 and over		
3,315	10,416	12,053	6,319		



Pension – Veterans on the rolls at the end of FY 2022

Number of Veterans		Estimated total amount paid monthly		Estimated total amount paid annually	
498		\$457,404		\$5,488,854	
Age 34 and under	Age 35 through 64	Age 65 through 74	Age 75 and over		
0	35	265	198		



Education – Participants by program during FY 2022

MGIB-AD	MGIB-SR	DEA	VEAP	REAP	Post 9/11	Total participants
32	83	561	0	0	3,792	4,468



Insurance

Life insurance payments during FY 2022	Total face value of insurance at the end of FY 2022	Total number of policies at the end of FY 2022
\$6,955,653	\$34,862,035	2,558



Home Loan Guaranty – Loans guaranteed during FY 2022

Number of loans	Total amount of loans
5,190	\$3,526,885,521



Veteran Readiness and Employment – Participants during FY 2022

Total applicants	Number of new plans of service (enrollments)	Number of entitled applicants	Number of program participants	Number of Veterans rehabilitated through independent living	Number of Veterans rehabilitated by obtaining suitable employment
1,236	530	861	1,680	0	116



VA



U.S. Department of Veterans Affairs
Veterans Benefits Administration

Estimated total Veteran population: 126,467

Idaho



Compensation – Veterans on the rolls at the end of FY 2022

Number of Veterans		Estimated total amount paid monthly	Estimated total amount paid annually
39,015		\$60,296,284	\$723,555,412
Age 34 and under	Age 35 through 54	Age 55 through 74	Age 75 and over
4,485	12,569	14,281	7,675



Pension – Veterans on the rolls at the end of FY 2022

Number of Veterans		Estimated total amount paid monthly	Estimated total amount paid annually
985		\$1,001,075	\$12,012,904
Age 34 and under	Age 35 through 64	Age 65 through 74	Age 75 and over
1	76	480	428



Education – Participants by program during FY 2022

MGIB-AD	MGIB-SR	DEA	VEAP	REAP	Post 9/11	Total participants
60	237	856	0	0	2,401	3,554



Insurance

Life insurance payments during FY 2022	Total face value of insurance at the end of FY 2022	Total number of policies at the end of FY 2022
\$4,600,983	\$23,060,324	1,877



Home Loan Guaranty – Loans guaranteed during FY 2022

Number of loans	Total amount of loans
6,166	\$2,330,598,743



Veteran Readiness and Employment – Participants during FY 2022

Total applicants	Number of new plans of service (enrollments)	Number of entitled applicants	Number of program participants	Number of Veterans rehabilitated through independent living	Number of Veterans rehabilitated by obtaining suitable employment
496	162	308	678	0	86



U.S. Department of Veterans Affairs
Veterans Benefits Administration





Compensation – Veterans on the rolls at the end of FY 2022

Number of Veterans		Estimated total amount paid monthly	Estimated total amount paid annually
114,032		\$195,850,945	\$2,350,211,339
Age 34 and under	Age 35 through 54	Age 55 through 74	Age 75 and over
13,921	37,161	40,815	22,133



Pension – Veterans on the rolls at the end of FY 2022

Number of Veterans		Estimated total amount paid monthly	Estimated total amount paid annually
4,970		\$5,435,171	\$65,222,057
Age 34 and under	Age 35 through 64	Age 65 through 74	Age 75 and over
8	414	2,514	2,034



Education – Participants by program during FY 2022

MGIB-AD	MGIB-SR	DEA	VEAP	REAP	Post 9/11	Total participants
686	1,893	3,196	0	0	11,355	17,130



Insurance

Life insurance payments during FY 2022	Total face value of insurance at the end of FY 2022	Total number of policies at the end of FY 2022
\$28,830,526	\$144,499,843	10,771



Home Loan Guaranty – Loans guaranteed during FY 2022

Number of loans	Total amount of loans
14,284	\$3,731,685,371



Veteran Readiness and Employment – Participants during FY 2022

Total applicants	Number of new plans of service (enrollments)	Number of entitled applicants	Number of program participants	Number of Veterans rehabilitated through independent living	Number of Veterans rehabilitated by obtaining suitable employment
1,576	366	876	1,570	1	122



Estimated total Veteran population: 388,083

Indiana



Compensation – Veterans on the rolls at the end of FY 2022

Number of Veterans		Estimated total amount paid monthly		Estimated total amount paid annually	
101,171		\$135,188,914		\$1,622,266,972	
Age 34 and under	Age 35 through 54	Age 55 through 74	Age 75 and over		
9,955	28,927	40,767	21,517		



Pension – Veterans on the rolls at the end of FY 2022

Number of Veterans		Estimated total amount paid monthly		Estimated total amount paid annually	
2,934		\$3,443,079		\$41,316,953	
Age 34 and under	Age 35 through 64	Age 65 through 74	Age 75 and over		
5	325	1,328	1,276		



Education – Participants by program during FY 2022

MGIB-AD	MGIB-SR	DEA	VEAP	REAP	Post 9/11	Total participants
422	910	2,185	0	0	9,296	12,813



Insurance

Life insurance payments during FY 2022	Total face value of insurance at the end of FY 2022	Total number of policies at the end of FY 2022
\$13,379,824	\$67,060,258	5,492



Home Loan Guaranty – Loans guaranteed during FY 2022

Number of loans	Total amount of loans
12,758	\$3,104,466,917



Veteran Readiness and Employment – Participants during FY 2022

Total applicants	Number of new plans of service (enrollments)	Number of entitled applicants	Number of program participants	Number of Veterans rehabilitated through independent living	Number of Veterans rehabilitated by obtaining suitable employment
1,183	313	506	1,559	1	157



U.S. Department of Veterans Affairs
Veterans Benefits Administration





Compensation – Veterans on the rolls at the end of FY 2022

Number of Veterans		Estimated total amount paid monthly		Estimated total amount paid annually	
46,040		\$63,735,201		\$764,822,416	
Age 34 and under	Age 35 through 54	Age 55 through 74	Age 75 and over		
4,200	12,764	18,033	11,037		



Pension – Veterans on the rolls at the end of FY 2022

Number of Veterans		Estimated total amount paid monthly		Estimated total amount paid annually	
1,681		\$1,697,485		\$20,369,826	
Age 34 and under	Age 35 through 64	Age 65 through 74	Age 75 and over		
1	146	807	727		



Education – Participants by program during FY 2022

MGIB-AD	MGIB-SR	DEA	VEAP	REAP	Post 9/11	Total participants
89	1,052	991	0	0	3,386	5,518



Insurance

Life insurance payments during FY 2022	Total face value of insurance at the end of FY 2022	Total number of policies at the end of FY 2022
\$8,473,860	\$42,471,351	3,011



Home Loan Guaranty – Loans guaranteed during FY 2022

Number of loans	Total amount of loans
4,572	\$1,089,745,426



Veteran Readiness and Employment – Participants during FY 2022

Total applicants	Number of new plans of service (enrollments)	Number of entitled applicants	Number of program participants	Number of Veterans rehabilitated through independent living	Number of Veterans rehabilitated by obtaining suitable employment
414	206	272	886	2	92



Estimated total Veteran population: 186,099

Kansas



Compensation – Veterans on the rolls at the end of FY 2022

Number of Veterans		Estimated total amount paid monthly		Estimated total amount paid annually	
45,295		\$75,145,271		\$901,743,255	
Age 34 and under	Age 35 through 54	Age 55 through 74	Age 75 and over		
5,069	15,249	16,960	8,014		



Pension – Veterans on the rolls at the end of FY 2022

Number of Veterans		Estimated total amount paid monthly		Estimated total amount paid annually	
1,487		\$1,602,530		\$19,230,360	
Age 34 and under	Age 35 through 64	Age 65 through 74	Age 75 and over		
1	138	742	606		



Education – Participants by program during FY 2022

MGIB-AD	MGIB-SR	DEA	VEAP	REAP	Post 9/11	Total participants
216	490	1,662	0	0	5,005	7,373



Insurance

Life insurance payments during FY 2022	Total face value of insurance at the end of FY 2022	Total number of policies at the end of FY 2022
\$6,993,619	\$35,052,319	2,810



Home Loan Guaranty – Loans guaranteed during FY 2022

Number of loans	Total amount of loans
6,502	\$1,583,469,037



Veteran Readiness and Employment – Participants during FY 2022

Total applicants	Number of new plans of service (enrollments)	Number of entitled applicants	Number of program participants	Number of Veterans rehabilitated through independent living	Number of Veterans rehabilitated by obtaining suitable employment
745	216	434	898	0	93



U.S. Department of Veterans Affairs
Veterans Benefits Administration



Kentucky

Estimated total Veteran population: 272,088



Compensation – Veterans on the rolls at the end of FY 2022

Number of Veterans		Estimated total amount paid monthly		Estimated total amount paid annually	
74,151		\$123,623,034		\$1,483,476,403	
Age 34 and under	Age 35 through 54	Age 55 through 74	Age 75 and over		
6,654	23,151	30,427	13,918		



Pension – Veterans on the rolls at the end of FY 2022

Number of Veterans		Estimated total amount paid monthly		Estimated total amount paid annually	
3,006		\$3,250,367		\$39,004,400	
Age 34 and under	Age 35 through 64	Age 65 through 74	Age 75 and over		
9	319	1,546	1,132		



Education – Participants by program during FY 2022

MGIB-AD	MGIB-SR	DEA	VEAP	REAP	Post 9/11	Total participants
128	853	2,979	0	0	4,998	8,958



Insurance

Life insurance payments during FY 2022	Total face value of insurance at the end of FY 2022	Total number of policies at the end of FY 2022
\$11,635,291	\$58,316,580	4,985



Home Loan Guaranty – Loans guaranteed during FY 2022

Number of loans	Total amount of loans
9,402	\$2,340,849,362



Veteran Readiness and Employment – Participants during FY 2022

Total applicants	Number of new plans of service (enrollments)	Number of entitled applicants	Number of program participants	Number of Veterans rehabilitated through independent living	Number of Veterans rehabilitated by obtaining suitable employment
1,024	363	736	1,625	6	174



VA



U.S. Department of Veterans Affairs
Veterans Benefits Administration

Estimated total Veteran population: 267,174

Louisiana

Compensation – Veterans on the rolls at the end of FY 2022



Number of Veterans		Estimated total amount paid monthly	Estimated total amount paid annually	
73,665		\$132,965,089	\$1,595,581,067	
Age 34 and under	Age 35 through 54	Age 55 through 74	Age 75 and over	
6,657	24,918	28,738	13,351	

Pension – Veterans on the rolls at the end of FY 2022



Number of Veterans		Estimated total amount paid monthly	Estimated total amount paid annually	
3,737		\$3,989,792	\$47,877,499	
Age 34 and under	Age 35 through 64	Age 65 through 74	Age 75 and over	
4	394	2,079	1,260	

Education – Participants by program during FY 2022



MGIB-AD	MGIB-SR	DEA	VEAP	REAP	Post 9/11	Total participants
111	1,161	3,669	0	0	4,848	9,789

Insurance



Life insurance payments during FY 2022	Total face value of insurance at the end of FY 2022	Total number of policies at the end of FY 2022
\$14,797,132	\$74,163,867	6,206

Home Loan Guaranty – Loans guaranteed during FY 2022



Number of loans	Total amount of loans
8,691	\$2,297,660,979

Veteran Readiness and Employment – Participants during FY 2022



Total applicants	Number of new plans of service (enrollments)	Number of entitled applicants	Number of program participants	Number of Veterans rehabilitated through independent living	Number of Veterans rehabilitated by obtaining suitable employment
1,371	243	440	1,098	1	111



U.S. Department of Veterans Affairs
Veterans Benefits Administration



Maine

Estimated total Veteran population: 107,750



Compensation – Veterans on the rolls at the end of FY 2022

Number of Veterans		Estimated total amount paid monthly		Estimated total amount paid annually	
30,884		\$55,409,159		\$664,909,903	
Age 34 and under	Age 35 through 54	Age 55 through 74	Age 75 and over		
2,522	8,746	12,706	6,909		



Pension – Veterans on the rolls at the end of FY 2022

Number of Veterans		Estimated total amount paid monthly		Estimated total amount paid annually	
974		\$904,767		\$10,857,209	
Age 34 and under	Age 35 through 64	Age 65 through 74	Age 75 and over		
3	99	539	333		



Education – Participants by program during FY 2022

MGIB-AD	MGIB-SR	DEA	VEAP	REAP	Post 9/11	Total participants
36	145	805	0	0	1,500	2,486



Insurance

Life insurance payments during FY 2022	Total face value of insurance at the end of FY 2022	Total number of policies at the end of FY 2022
\$5,923,820	\$29,690,441	2,544



Home Loan Guaranty – Loans guaranteed during FY 2022

Number of loans	Total amount of loans
2,860	\$814,479,977



Veteran Readiness and Employment – Participants during FY 2022

Total applicants	Number of new plans of service (enrollments)	Number of entitled applicants	Number of program participants	Number of Veterans rehabilitated through independent living	Number of Veterans rehabilitated by obtaining suitable employment
348	138	239	620	1	75



VA



U.S. Department of Veterans Affairs
Veterans Benefits Administration

Estimated total Veteran population: 355,787

Maryland



Compensation – Veterans on the rolls at the end of FY 2022

Number of Veterans		Estimated total amount paid monthly		Estimated total amount paid annually	
101,876		\$178,588,407		\$2,143,060,880	
Age 34 and under	Age 35 through 54	Age 55 through 74	Age 75 and over		
10,823	39,034	39,398	12,614		



Pension – Veterans on the rolls at the end of FY 2022

Number of Veterans		Estimated total amount paid monthly		Estimated total amount paid annually	
2,042		\$2,271,080		\$27,252,958	
Age 34 and under	Age 35 through 64	Age 65 through 74	Age 75 and over		
3	167	1,027	845		



Education – Participants by program during FY 2022

MGIB-AD	MGIB-SR	DEA	VEAP	REAP	Post 9/11	Total participants
571	335	2,940	0	0	16,235	20,081



Insurance

Life insurance payments during FY 2022	Total face value of insurance at the end of FY 2022	Total number of policies at the end of FY 2022
\$16,824,064	\$84,322,938	6,814



Home Loan Guaranty – Loans guaranteed during FY 2022

Number of loans	Total amount of loans
19,598	\$8,477,860,655



Veteran Readiness and Employment – Participants during FY 2022

Total applicants	Number of new plans of service (enrollments)	Number of entitled applicants	Number of program participants	Number of Veterans rehabilitated through independent living	Number of Veterans rehabilitated by obtaining suitable employment
2,159	732	1,253	2,939	4	210

Massachusetts

Estimated total Veteran population: 285,971



Compensation – Veterans on the rolls at the end of FY 2022

Number of Veterans		Estimated total amount paid monthly		Estimated total amount paid annually	
69,565		\$108,868,801		\$1,306,425,609	
Age 34 and under	Age 35 through 54	Age 55 through 74	Age 75 and over		
8,076	18,064	24,196	19,228		



Pension – Veterans on the rolls at the end of FY 2022

Number of Veterans		Estimated total amount paid monthly		Estimated total amount paid annually	
1,998		\$2,097,168		\$25,166,017	
Age 34 and under	Age 35 through 64	Age 65 through 74	Age 75 and over		
2	108	928	960		



Education – Participants by program during FY 2022

MGIB-AD	MGIB-SR	DEA	VEAP	REAP	Post 9/11	Total participants
65	661	1,282	0	0	6,716	8,724



Insurance

Life insurance payments during FY 2022	Total face value of insurance at the end of FY 2022	Total number of policies at the end of FY 2022
\$16,935,730	\$84,882,610	7,052



Home Loan Guaranty – Loans guaranteed during FY 2022

Number of loans	Total amount of loans
5,526	\$2,269,222,371



Veteran Readiness and Employment – Participants during FY 2022

Total applicants	Number of new plans of service (enrollments)	Number of entitled applicants	Number of program participants	Number of Veterans rehabilitated through independent living	Number of Veterans rehabilitated by obtaining suitable employment
1,392	608	878	3,031	1	212



VA



U.S. Department of Veterans Affairs
Veterans Benefits Administration

Estimated total Veteran population: 530,586

Michigan



Compensation – Veterans on the rolls at the end of FY 2022

Number of Veterans		Estimated total amount paid monthly		Estimated total amount paid annually	
122,092		\$199,992,705		\$2,399,912,456	
Age 34 and under	Age 35 through 54	Age 55 through 74	Age 75 and over		
12,348	32,685	47,983	29,068		



Pension – Veterans on the rolls at the end of FY 2022

Number of Veterans		Estimated total amount paid monthly		Estimated total amount paid annually	
5,645		\$6,434,463		\$77,213,556	
Age 34 and under	Age 35 through 64	Age 65 through 74	Age 75 and over		
9	559	2,819	2,258		



Education – Participants by program during FY 2022

MGIB-AD	MGIB-SR	DEA	VEAP	REAP	Post 9/11	Total participants
111	778	2,172	0	0	6,517	9,578



Insurance

Life insurance payments during FY 2022	Total face value of insurance at the end of FY 2022	Total number of policies at the end of FY 2022
\$24,628,520	\$123,439,206	10,205



Home Loan Guaranty – Loans guaranteed during FY 2022

Number of loans	Total amount of loans
13,075	\$3,122,641,455



Veteran Readiness and Employment – Participants during FY 2022

Total applicants	Number of new plans of service (enrollments)	Number of entitled applicants	Number of program participants	Number of Veterans rehabilitated through independent living	Number of Veterans rehabilitated by obtaining suitable employment
1,520	550	817	2,388	11	242



Compensation – Veterans on the rolls at the end of FY 2022

Number of Veterans		Estimated total amount paid monthly		Estimated total amount paid annually	
101,117		\$115,264,682		\$1,383,176,186	
Age 34 and under	Age 35 through 54	Age 55 through 74	Age 75 and over		
7,360	22,031	39,579	32,139		



Pension – Veterans on the rolls at the end of FY 2022

Number of Veterans		Estimated total amount paid monthly		Estimated total amount paid annually	
2,119		\$2,090,572		\$25,086,867	
Age 34 and under	Age 35 through 64	Age 65 through 74	Age 75 and over		
2	169	1,047	901		



Education – Participants by program during FY 2022

MGIB-AD	MGIB-SR	DEA	VEAP	REAP	Post 9/11	Total participants
186	867	2,362	0	0	6,673	10,088



Insurance

Life insurance payments during FY 2022	Total face value of insurance at the end of FY 2022	Total number of policies at the end of FY 2022
\$17,541,829	\$87,920,404	7,098



Home Loan Guaranty – Loans guaranteed during FY 2022

Number of loans	Total amount of loans
8,002	\$2,420,905,470



Veteran Readiness and Employment – Participants during FY 2022

Total applicants	Number of new plans of service (enrollments)	Number of entitled applicants	Number of program participants	Number of Veterans rehabilitated through independent living	Number of Veterans rehabilitated by obtaining suitable employment
710	331	489	1,484	0	154



VA



U.S. Department of Veterans Affairs
Veterans Benefits Administration

Estimated total Veteran population: 181,855

Mississippi



Compensation – Veterans on the rolls at the end of FY 2022

Number of Veterans		Estimated total amount paid monthly		Estimated total amount paid annually	
53,296		\$96,270,706		\$1,155,248,473	
Age 34 and under	Age 35 through 54	Age 55 through 74	Age 75 and over		
4,496	16,681	23,273	8,844		



Pension – Veterans on the rolls at the end of FY 2022

Number of Veterans		Estimated total amount paid monthly		Estimated total amount paid annually	
2,119		\$2,192,947		\$26,315,361	
Age 34 and under	Age 35 through 64	Age 65 through 74	Age 75 and over		
1	240	1,150	728		



Education – Participants by program during FY 2022

MGIB-AD	MGIB-SR	DEA	VEAP	REAP	Post 9/11	Total participants
76	805	2,179	0	0	3,307	6,367



Insurance

Life insurance payments during FY 2022	Total face value of insurance at the end of FY 2022	Total number of policies at the end of FY 2022
\$9,611,392	\$48,172,714	4,010



Home Loan Guaranty – Loans guaranteed during FY 2022

Number of loans	Total amount of loans
6,963	\$1,765,036,125



Veteran Readiness and Employment – Participants during FY 2022

Total applicants	Number of new plans of service (enrollments)	Number of entitled applicants	Number of program participants	Number of Veterans rehabilitated through independent living	Number of Veterans rehabilitated by obtaining suitable employment
766	130	293	561	0	62

Missouri

Estimated total Veteran population: 399,154



Compensation – Veterans on the rolls at the end of FY 2022

Number of Veterans		Estimated total amount paid monthly		Estimated total amount paid annually	
108,835		\$175,247,442		\$2,102,969,303	
Age 34 and under	Age 35 through 54	Age 55 through 74	Age 75 and over		
10,863	31,819	43,205	22,937		



Pension – Veterans on the rolls at the end of FY 2022

Number of Veterans		Estimated total amount paid monthly		Estimated total amount paid annually	
4,201		\$4,845,220		\$58,142,636	
Age 34 and under	Age 35 through 64	Age 65 through 74	Age 75 and over		
6	350	2,181	1,664		



Education – Participants by program during FY 2022

MGIB-AD	MGIB-SR	DEA	VEAP	REAP	Post 9/11	Total participants
412	1,009	2,570	0	0	8,519	12,510



Insurance

Life insurance payments during FY 2022	Total face value of insurance at the end of FY 2022	Total number of policies at the end of FY 2022
\$16,958,139	\$84,994,927	6,771



Home Loan Guaranty – Loans guaranteed during FY 2022

Number of loans	Total amount of loans
14,349	\$3,580,988,505



Veteran Readiness and Employment – Participants during FY 2022

Total applicants	Number of new plans of service (enrollments)	Number of entitled applicants	Number of program participants	Number of Veterans rehabilitated through independent living	Number of Veterans rehabilitated by obtaining suitable employment
1,202	373	673	1,681	2	145



VA



U.S. Department of Veterans Affairs
Veterans Benefits Administration

Estimated total Veteran population: 86,399

Montana



Compensation – Veterans on the rolls at the end of FY 2022

Number of Veterans		Estimated total amount paid monthly		Estimated total amount paid annually	
26,635		\$41,870,867		\$502,450,404	
Age 34 and under	Age 35 through 54	Age 55 through 74		Age 75 and over	
2,647	8,880	9,980		5,127	



Pension – Veterans on the rolls at the end of FY 2022

Number of Veterans		Estimated total amount paid monthly		Estimated total amount paid annually	
856		\$840,373		\$10,084,475	
Age 34 and under	Age 35 through 64	Age 65 through 74		Age 75 and over	
0	57	448		351	



Education – Participants by program during FY 2022

MGIB-AD	MGIB-SR	DEA	VEAP	REAP	Post 9/11	Total participants
37	134	367	0	0	1,407	1,945



Insurance

Life insurance payments during FY 2022	Total face value of insurance at the end of FY 2022	Total number of policies at the end of FY 2022
\$3,664,979	\$18,369,035	1,478



Home Loan Guaranty – Loans guaranteed during FY 2022

Number of loans	Total amount of loans
3,253	\$1,149,295,193



Veteran Readiness and Employment – Participants during FY 2022

Total applicants	Number of new plans of service (enrollments)	Number of entitled applicants	Number of program participants	Number of Veterans rehabilitated through independent living	Number of Veterans rehabilitated by obtaining suitable employment
465	215	309	749	0	85

Nebraska

Estimated total Veteran population: 119,645



Compensation – Veterans on the rolls at the end of FY 2022

Number of Veterans		Estimated total amount paid monthly		Estimated total amount paid annually	
45,797		\$59,428,380		\$713,140,558	
Age 34 and under	Age 35 through 54	Age 55 through 74	Age 75 and over		
3,771	12,226	17,346	12,442		



Pension – Veterans on the rolls at the end of FY 2022

Number of Veterans		Estimated total amount paid monthly		Estimated total amount paid annually	
760		\$848,884		\$10,186,612	
Age 34 and under	Age 35 through 64	Age 65 through 74	Age 75 and over		
4	90	388	278		



Education – Participants by program during FY 2022

MGIB-AD	MGIB-SR	DEA	VEAP	REAP	Post 9/11	Total participants
180	376	1,246	0	0	3,049	4,851



Insurance

Life insurance payments during FY 2022	Total face value of insurance at the end of FY 2022	Total number of policies at the end of FY 2022
\$6,188,898	\$31,019,026	2,394



Home Loan Guaranty – Loans guaranteed during FY 2022

Number of loans	Total amount of loans
4,425	\$1,202,632,624



Veteran Readiness and Employment – Participants during FY 2022

Total applicants	Number of new plans of service (enrollments)	Number of entitled applicants	Number of program participants	Number of Veterans rehabilitated through independent living	Number of Veterans rehabilitated by obtaining suitable employment
397	211	294	601	1	51



VA



U.S. Department of Veterans Affairs
Veterans Benefits Administration

Estimated total Veteran population: 216,626

Nevada



Compensation – Veterans on the rolls at the end of FY 2022

Number of Veterans		Estimated total amount paid monthly		Estimated total amount paid annually	
67,627		\$124,553,349		\$1,494,640,188	
Age 34 and under	Age 35 through 54	Age 55 through 74	Age 75 and over		
8,322	22,188	25,493	11,622		



Pension – Veterans on the rolls at the end of FY 2022

Number of Veterans		Estimated total amount paid monthly		Estimated total amount paid annually	
2,007		\$2,070,684		\$24,848,212	
Age 34 and under	Age 35 through 64	Age 65 through 74	Age 75 and over		
3	150	1,071	783		



Education – Participants by program during FY 2022

MGIB-AD	MGIB-SR	DEA	VEAP	REAP	Post 9/11	Total participants
105	337	1,457	0	0	3,464	5,363



Insurance

Life insurance payments during FY 2022	Total face value of insurance at the end of FY 2022	Total number of policies at the end of FY 2022
\$9,230,043	\$46,261,376	3,967



Home Loan Guaranty – Loans guaranteed during FY 2022

Number of loans	Total amount of loans
13,519	\$5,370,390,615



Veteran Readiness and Employment – Participants during FY 2022

Total applicants	Number of new plans of service (enrollments)	Number of entitled applicants	Number of program participants	Number of Veterans rehabilitated through independent living	Number of Veterans rehabilitated by obtaining suitable employment
1,529	420	782	1,495	1	130



U.S. Department of Veterans Affairs
Veterans Benefits Administration



New Hampshire

Estimated total Veteran population: 96,358



Compensation – Veterans on the rolls at the end of FY 2022

Number of Veterans		Estimated total amount paid monthly		Estimated total amount paid annually	
23,904		\$35,955,897		\$431,470,769	
Age 34 and under	Age 35 through 54	Age 55 through 74	Age 75 and over		
2,790	7,067	8,903	5,144		



Pension – Veterans on the rolls at the end of FY 2022

Number of Veterans		Estimated total amount paid monthly		Estimated total amount paid annually	
513		\$603,246		\$7,238,948	
Age 34 and under	Age 35 through 64	Age 65 through 74	Age 75 and over		
0	20	225	268		



Education – Participants by program during FY 2022

MGIB-AD	MGIB-SR	DEA	VEAP	REAP	Post 9/11	Total participants
502	363	2,359	0	0	12,155	15,379



Insurance

Life insurance payments during FY 2022	Total face value of insurance at the end of FY 2022	Total number of policies at the end of FY 2022
\$4,103,722	\$20,568,034	1,707



Home Loan Guaranty – Loans guaranteed during FY 2022

Number of loans	Total amount of loans
2,653	\$936,633,642



Veteran Readiness and Employment – Participants during FY 2022

Total applicants	Number of new plans of service (enrollments)	Number of entitled applicants	Number of program participants	Number of Veterans rehabilitated through independent living	Number of Veterans rehabilitated by obtaining suitable employment
326	121	188	697	1	45



VA



U.S. Department of Veterans Affairs
Veterans Benefits Administration

Estimated total Veteran population: 310,802

New Jersey



Compensation – Veterans on the rolls at the end of FY 2022

Number of Veterans		Estimated total amount paid monthly		Estimated total amount paid annually	
62,951		\$109,833,230		\$1,317,998,761	
Age 34 and under	Age 35 through 54	Age 55 through 74	Age 75 and over		
7,603	17,771	21,309	16,263		



Pension – Veterans on the rolls at the end of FY 2022

Number of Veterans		Estimated total amount paid monthly		Estimated total amount paid annually	
2,033		\$2,692,869		\$32,314,431	
Age 34 and under	Age 35 through 64	Age 65 through 74	Age 75 and over		
2	90	745	1,196		



Education – Participants by program during FY 2022

MGIB-AD	MGIB-SR	DEA	VEAP	REAP	Post 9/11	Total participants
95	642	1,010	0	0	5,148	6,895



Insurance

Life insurance payments during FY 2022	Total face value of insurance at the end of FY 2022	Total number of policies at the end of FY 2022
\$21,671,252	\$108,617,253	8,405



Home Loan Guaranty – Loans guaranteed during FY 2022

Number of loans	Total amount of loans
7,525	\$2,684,402,488



Veteran Readiness and Employment – Participants during FY 2022

Total applicants	Number of new plans of service (enrollments)	Number of entitled applicants	Number of program participants	Number of Veterans rehabilitated through independent living	Number of Veterans rehabilitated by obtaining suitable employment
1,117	330	533	1,874	29	133

New Mexico

Estimated total Veteran population: 144,134



Compensation – Veterans on the rolls at the end of FY 2022

Number of Veterans		Estimated total amount paid monthly	Estimated total amount paid annually	
42,560		\$81,438,649	\$977,263,790	
Age 34 and under	Age 35 through 54	Age 55 through 74	Age 75 and over	
3,652	12,576	17,721	8,608	



Pension – Veterans on the rolls at the end of FY 2022

Number of Veterans		Estimated total amount paid monthly	Estimated total amount paid annually	
1,514		\$1,616,900	\$19,402,801	
Age 34 and under	Age 35 through 64	Age 65 through 74	Age 75 and over	
4	137	773	600	



Education – Participants by program during FY 2022

MGIB-AD	MGIB-SR	DEA	VEAP	REAP	Post 9/11	Total participants
141	142	1,301	0	0	1,883	3,467



Insurance

Life insurance payments during FY 2022	Total face value of insurance at the end of FY 2022	Total number of policies at the end of FY 2022
\$9,428,797	\$47,257,539	4,040



Home Loan Guaranty – Loans guaranteed during FY 2022

Number of loans	Total amount of loans
6,971	\$1,990,607,728



Veteran Readiness and Employment – Participants during FY 2022

Total applicants	Number of new plans of service (enrollments)	Number of entitled applicants	Number of program participants	Number of Veterans rehabilitated through independent living	Number of Veterans rehabilitated by obtaining suitable employment
602	246	392	719	17	76



VA



U.S. Department of Veterans Affairs
Veterans Benefits Administration

Estimated total Veteran population: 688,611

New York



Compensation – Veterans on the rolls at the end of FY 2022

Number of Veterans		Estimated total amount paid monthly		Estimated total amount paid annually	
135,602		\$228,589,144		\$2,743,069,727	
Age 34 and under	Age 35 through 54	Age 55 through 74	Age 75 and over		
16,206	39,833	48,249	31,311		



Pension – Veterans on the rolls at the end of FY 2022

Number of Veterans		Estimated total amount paid monthly		Estimated total amount paid annually	
6,537		\$6,651,692		\$79,820,299	
Age 34 and under	Age 35 through 64	Age 65 through 74	Age 75 and over		
11	478	3,199	2,848		



Education – Participants by program during FY 2022

MGIB-AD	MGIB-SR	DEA	VEAP	REAP	Post 9/11	Total participants
246	855	3,188	0	0	15,160	19,449



Insurance

Life insurance payments during FY 2022	Total face value of insurance at the end of FY 2022	Total number of policies at the end of FY 2022
\$41,931,433	\$210,162,157	16,417



Home Loan Guaranty – Loans guaranteed during FY 2022

Number of loans	Total amount of loans
8,933	\$2,740,502,765



Veteran Readiness and Employment – Participants during FY 2022

Total applicants	Number of new plans of service (enrollments)	Number of entitled applicants	Number of program participants	Number of Veterans rehabilitated through independent living	Number of Veterans rehabilitated by obtaining suitable employment
2,475	790	1,309	3,114	13	241



U.S. Department of Veterans Affairs
Veterans Benefits Administration



North Carolina

Estimated total Veteran population: 687,364



Compensation – Veterans on the rolls at the end of FY 2022

Number of Veterans		Estimated total amount paid monthly		Estimated total amount paid annually	
239,894		\$477,564,249		\$5,730,770,991	
Age 34 and under	Age 35 through 54	Age 55 through 74	Age 75 and over		
30,217	77,790	94,083	37,801		



Pension – Veterans on the rolls at the end of FY 2022

Number of Veterans		Estimated total amount paid monthly		Estimated total amount paid annually	
5,037		\$5,320,326		\$63,843,910	
Age 34 and under	Age 35 through 64	Age 65 through 74	Age 75 and over		
8	402	2,647	1,980		



Education – Participants by program during FY 2022

MGIB-AD	MGIB-SR	DEA	VEAP	REAP	Post 9/11	Total participants
709	880	11,068	0	0	15,841	28,498



Insurance

Life insurance payments during FY 2022	Total face value of insurance at the end of FY 2022	Total number of policies at the end of FY 2022
\$47,406,216	\$237,602,005	20,174



Home Loan Guaranty – Loans guaranteed during FY 2022

Number of loans	Total amount of loans
40,895	\$11,833,029,254



Veteran Readiness and Employment – Participants during FY 2022

Total applicants	Number of new plans of service (enrollments)	Number of entitled applicants	Number of program participants	Number of Veterans rehabilitated through independent living	Number of Veterans rehabilitated by obtaining suitable employment
5,546	1,862	3,069	6,757	8	520



VA



U.S. Department of Veterans Affairs
Veterans Benefits Administration

Estimated total Veteran population: 50,834

North Dakota



Compensation – Veterans on the rolls at the end of FY 2022

Number of Veterans		Estimated total amount paid monthly		Estimated total amount paid annually	
14,098		\$20,594,546		\$247,134,558	
Age 34 and under	Age 35 through 54	Age 55 through 74	Age 75 and over		
1,274	4,619	5,407	2,797		



Pension – Veterans on the rolls at the end of FY 2022

Number of Veterans		Estimated total amount paid monthly		Estimated total amount paid annually	
315		\$281,247		\$3,374,970	
Age 34 and under	Age 35 through 64	Age 65 through 74	Age 75 and over		
0	20	166	129		



Education – Participants by program during FY 2022

MGIB-AD	MGIB-SR	DEA	VEAP	REAP	Post 9/11	Total participants
41	527	392	0	0	1,200	2,160



Insurance

Life insurance payments during FY 2022	Total face value of insurance at the end of FY 2022	Total number of policies at the end of FY 2022
\$2,076,036	\$10,405,184	866



Home Loan Guaranty – Loans guaranteed during FY 2022

Number of loans	Total amount of loans
1,668	\$459,448,368



Veteran Readiness and Employment – Participants during FY 2022

Total applicants	Number of new plans of service (enrollments)	Number of entitled applicants	Number of program participants	Number of Veterans rehabilitated through independent living	Number of Veterans rehabilitated by obtaining suitable employment
156	96	131	359	0	37



U.S. Department of Veterans Affairs
Veterans Benefits Administration





Compensation – Veterans on the rolls at the end of FY 2022

Number of Veterans		Estimated total amount paid monthly	Estimated total amount paid annually
161,856		\$240,244,828	\$2,882,937,939
Age 34 and under	Age 35 through 54	Age 55 through 74	Age 75 and over
18,069	47,053	63,386	33,345



Pension – Veterans on the rolls at the end of FY 2022

Number of Veterans		Estimated total amount paid monthly	Estimated total amount paid annually
8,655		\$9,533,546	\$114,402,552
Age 34 and under	Age 35 through 64	Age 65 through 74	Age 75 and over
7	974	4,693	2,981



Education – Participants by program during FY 2022

MGIB-AD	MGIB-SR	DEA	VEAP	REAP	Post 9/11	Total participants
237	2,351	3,041	0	0	10,517	16,146



Insurance

Life insurance payments during FY 2022	Total face value of insurance at the end of FY 2022	Total number of policies at the end of FY 2022
\$28,717,244	\$143,932,068	11,845



Home Loan Guaranty – Loans guaranteed during FY 2022

Number of loans	Total amount of loans
19,648	\$4,675,101,981



Veteran Readiness and Employment – Participants during FY 2022

Total applicants	Number of new plans of service (enrollments)	Number of entitled applicants	Number of program participants	Number of Veterans rehabilitated through independent living	Number of Veterans rehabilitated by obtaining suitable employment
1,846	694	1,238	3,225	6	269



VA



U.S. Department of Veterans Affairs
Veterans Benefits Administration

Estimated total Veteran population: 281,728

Oklahoma



Compensation – Veterans on the rolls at the end of FY 2022

Number of Veterans		Estimated total amount paid monthly	Estimated total amount paid annually	
106,892		\$205,267,242	\$2,463,206,899	
Age 34 and under	Age 35 through 54	Age 55 through 74	Age 75 and over	
10,207	34,049	40,806	21,830	



Pension – Veterans on the rolls at the end of FY 2022

Number of Veterans		Estimated total amount paid monthly	Estimated total amount paid annually	
2,400		\$2,924,284	\$35,091,412	
Age 34 and under	Age 35 through 64	Age 65 through 74	Age 75 and over	
7	250	1,266	877	



Education – Participants by program during FY 2022

MGIB-AD	MGIB-SR	DEA	VEAP	REAP	Post 9/11	Total participants
208	855	3,708	0	0	4,939	9,710



Insurance

Life insurance payments during FY 2022	Total face value of insurance at the end of FY 2022	Total number of policies at the end of FY 2022
\$17,295,850	\$86,687,549	7,627



Home Loan Guaranty – Loans guaranteed during FY 2022

Number of loans	Total amount of loans
11,955	\$3,015,399,749



Veteran Readiness and Employment – Participants during FY 2022

Total applicants	Number of new plans of service (enrollments)	Number of entitled applicants	Number of program participants	Number of Veterans rehabilitated through independent living	Number of Veterans rehabilitated by obtaining suitable employment
1,620	486	875	1,738	1	160



U.S. Department of Veterans Affairs
Veterans Benefits Administration



Oregon

Estimated total Veteran population: 271,871



Compensation – Veterans on the rolls at the end of FY 2022

Number of Veterans		Estimated total amount paid monthly	Estimated total amount paid annually
80,466		\$129,505,857	\$1,554,070,290
Age 34 and under	Age 35 through 54	Age 55 through 74	Age 75 and over
8,703	23,335	30,010	18,411



Pension – Veterans on the rolls at the end of FY 2022

Number of Veterans		Estimated total amount paid monthly	Estimated total amount paid annually
3,392		\$3,371,531	\$40,458,371
Age 34 and under	Age 35 through 64	Age 65 through 74	Age 75 and over
2	257	1,960	1,173



Education – Participants by program during FY 2022

MGIB-AD	MGIB-SR	DEA	VEAP	REAP	Post 9/11	Total participants
94	215	1,471	0	0	4,679	6,459



Insurance

Life insurance payments during FY 2022	Total face value of insurance at the end of FY 2022	Total number of policies at the end of FY 2022
\$12,035,546	\$60,322,678	5,017



Home Loan Guaranty – Loans guaranteed during FY 2022

Number of loans	Total amount of loans
10,112	\$3,862,108,564



Veteran Readiness and Employment – Participants during FY 2022

Total applicants	Number of new plans of service (enrollments)	Number of entitled applicants	Number of program participants	Number of Veterans rehabilitated through independent living	Number of Veterans rehabilitated by obtaining suitable employment
1,072	330	552	1,528	3	145



VA



U.S. Department of Veterans Affairs
Veterans Benefits Administration

Estimated total Veteran population: 719,233

Pennsylvania



Compensation – Veterans on the rolls at the end of FY 2022

Number of Veterans		Estimated total amount paid monthly	Estimated total amount paid annually
144,427		\$237,763,816	\$2,853,165,792
Age 34 and under	Age 35 through 54	Age 55 through 74	Age 75 and over
14,332	41,333	56,759	31,990



Pension – Veterans on the rolls at the end of FY 2022

Number of Veterans		Estimated total amount paid monthly	Estimated total amount paid annually
7,035		\$8,249,753	\$98,997,036
Age 34 and under	Age 35 through 64	Age 65 through 74	Age 75 and over
14	560	3,250	3,211



Education – Participants by program during FY 2022

MGIB-AD	MGIB-SR	DEA	VEAP	REAP	Post 9/11	Total participants
192	1,631	3,021	0	0	12,206	17,050



Insurance

Life insurance payments during FY 2022	Total face value of insurance at the end of FY 2022	Total number of policies at the end of FY 2022
\$37,759,974	\$189,254,622	15,416



Home Loan Guaranty – Loans guaranteed during FY 2022

Number of loans	Total amount of loans
14,797	\$3,933,391,209



Veteran Readiness and Employment – Participants during FY 2022

Total applicants	Number of new plans of service (enrollments)	Number of entitled applicants	Number of program participants	Number of Veterans rehabilitated through independent living	Number of Veterans rehabilitated by obtaining suitable employment
1,807	635	1,016	2,365	4	221



U.S. Department of Veterans Affairs
Veterans Benefits Administration



Rhode Island

Estimated total Veteran population: 58,026



Compensation – Veterans on the rolls at the end of FY 2022

Number of Veterans		Estimated total amount paid monthly		Estimated total amount paid annually	
13,934		\$21,465,644		\$257,587,722	
Age 34 and under	Age 35 through 54	Age 55 through 74	Age 75 and over		
1,449	3,667	5,224	3,593		



Pension – Veterans on the rolls at the end of FY 2022

Number of Veterans		Estimated total amount paid monthly		Estimated total amount paid annually	
471		\$511,784		\$6,141,404	
Age 34 and under	Age 35 through 64	Age 65 through 74	Age 75 and over		
1	26	237	207		



Education – Participants by program during FY 2022

MGIB-AD	MGIB-SR	DEA	VEAP	REAP	Post 9/11	Total participants
11	123	258	0	0	1,098	1,490



Insurance

Life insurance payments during FY 2022	Total face value of insurance at the end of FY 2022	Total number of policies at the end of FY 2022
\$2,779,671	\$13,931,831	1,190



Home Loan Guaranty – Loans guaranteed during FY 2022

Number of loans	Total amount of loans
1,505	\$542,200,096



Veteran Readiness and Employment – Participants during FY 2022

Total applicants	Number of new plans of service (enrollments)	Number of entitled applicants	Number of program participants	Number of Veterans rehabilitated through independent living	Number of Veterans rehabilitated by obtaining suitable employment
287	162	202	618	0	46



VA



U.S. Department of Veterans Affairs
Veterans Benefits Administration

Estimated total Veteran population: 388,404

South Carolina



Compensation – Veterans on the rolls at the end of FY 2022

Number of Veterans		Estimated total amount paid monthly	Estimated total amount paid annually	
130,132		\$248,911,024	\$2,986,932,288	
Age 34 and under	Age 35 through 54	Age 55 through 74	Age 75 and over	
13,345	41,313	53,095	22,374	



Pension – Veterans on the rolls at the end of FY 2022

Number of Veterans		Estimated total amount paid monthly	Estimated total amount paid annually	
3,362		\$3,701,482	\$44,417,780	
Age 34 and under	Age 35 through 64	Age 65 through 74	Age 75 and over	
5	318	1,733	1,306	



Education – Participants by program during FY 2022

MGIB-AD	MGIB-SR	DEA	VEAP	REAP	Post 9/11	Total participants
126	693	5,783	0	0	7,598	14,200



Insurance

Life insurance payments during FY 2022	Total face value of insurance at the end of FY 2022	Total number of policies at the end of FY 2022
\$26,807,152	\$134,358,608	11,537



Home Loan Guaranty – Loans guaranteed during FY 2022

Number of loans	Total amount of loans
21,846	\$6,613,785,352



Veteran Readiness and Employment – Participants during FY 2022

Total applicants	Number of new plans of service (enrollments)	Number of entitled applicants	Number of program participants	Number of Veterans rehabilitated through independent living	Number of Veterans rehabilitated by obtaining suitable employment
2,637	1,068	1,746	3,609	5	276



U.S. Department of Veterans Affairs
Veterans Benefits Administration



South Dakota

Estimated total Veteran population: 63,322



Compensation – Veterans on the rolls at the end of FY 2022

Number of Veterans		Estimated total amount paid monthly		Estimated total amount paid annually	
20,188		\$28,418,480		\$341,021,765	
Age 34 and under	Age 35 through 54	Age 55 through 74	Age 75 and over		
1,569	6,288	8,531	3,797		



Pension – Veterans on the rolls at the end of FY 2022

Number of Veterans		Estimated total amount paid monthly		Estimated total amount paid annually	
577		\$557,247		\$6,686,969	
Age 34 and under	Age 35 through 64	Age 65 through 74	Age 75 and over		
0	43	288	246		



Education – Participants by program during FY 2022

MGIB-AD	MGIB-SR	DEA	VEAP	REAP	Post 9/11	Total participants
32	447	374	0	0	1,352	2,205



Insurance

Life insurance payments during FY 2022	Total face value of insurance at the end of FY 2022	Total number of policies at the end of FY 2022
\$3,159,955	\$15,837,830	1,229



Home Loan Guaranty – Loans guaranteed during FY 2022

Number of loans	Total amount of loans
2,168	\$633,374,447



Veteran Readiness and Employment – Participants during FY 2022

Total applicants	Number of new plans of service (enrollments)	Number of entitled applicants	Number of program participants	Number of Veterans rehabilitated through independent living	Number of Veterans rehabilitated by obtaining suitable employment
217	123	142	503	1	53



VA



U.S. Department of Veterans Affairs
Veterans Benefits Administration

Estimated total Veteran population: 444,482

Tennessee



Compensation – Veterans on the rolls at the end of FY 2022

Number of Veterans		Estimated total amount paid monthly	Estimated total amount paid annually
143,884		\$254,220,488	\$3,050,645,850
Age 34 and under	Age 35 through 54	Age 55 through 74	Age 75 and over
16,132	44,239	57,849	25,664



Pension – Veterans on the rolls at the end of FY 2022

Number of Veterans		Estimated total amount paid monthly	Estimated total amount paid annually
4,595		\$5,049,686	\$60,596,236
Age 34 and under	Age 35 through 64	Age 65 through 74	Age 75 and over
10	397	2,407	1,781



Education – Participants by program during FY 2022

MGIB-AD	MGIB-SR	DEA	VEAP	REAP	Post 9/11	Total participants
171	614	3,958	0	0	9,474	14,217



Insurance

Life insurance payments during FY 2022	Total face value of insurance at the end of FY 2022	Total number of policies at the end of FY 2022
\$21,772,669	\$109,125,558	9,181



Home Loan Guaranty – Loans guaranteed during FY 2022

Number of loans	Total amount of loans
22,341	\$6,936,812,047



Veteran Readiness and Employment – Participants during FY 2022

Total applicants	Number of new plans of service (enrollments)	Number of entitled applicants	Number of program participants	Number of Veterans rehabilitated through independent living	Number of Veterans rehabilitated by obtaining suitable employment
2,271	626	1,576	2,201	10	189





Compensation – Veterans on the rolls at the end of FY 2022

Number of Veterans		Estimated total amount paid monthly		Estimated total amount paid annually	
569,520		\$1,081,513,191		\$12,978,158,298	
Age 34 and under	Age 35 through 54	Age 55 through 74	Age 75 and over		
78,033	221,735	188,531	81,206		



Pension – Veterans on the rolls at the end of FY 2022

Number of Veterans		Estimated total amount paid monthly		Estimated total amount paid annually	
13,359		\$15,540,781		\$186,489,366	
Age 34 and under	Age 35 through 64	Age 65 through 74	Age 75 and over		
21	1,400	6,888	5,050		



Education – Participants by program during FY 2022

MGIB-AD	MGIB-SR	DEA	VEAP	REAP	Post 9/11	Total participants
2,075	1,527	24,880	0	0	47,563	76,045



Insurance

Life insurance payments during FY 2022	Total face value of insurance at the end of FY 2022	Total number of policies at the end of FY 2022
\$80,879,579	\$405,371,947	34,542



Home Loan Guaranty – Loans guaranteed during FY 2022

Number of loans	Total amount of loans
63,498	\$21,235,140,370



Veteran Readiness and Employment – Participants during FY 2022

Total applicants	Number of new plans of service (enrollments)	Number of entitled applicants	Number of program participants	Number of Veterans rehabilitated through independent living	Number of Veterans rehabilitated by obtaining suitable employment
14,143	3,811	7,294	16,111	23	1,396



VA



U.S. Department of Veterans Affairs
Veterans Benefits Administration

Estimated total Veteran population: 128,922

Utah



Compensation – Veterans on the rolls at the end of FY 2022

Number of Veterans		Estimated total amount paid monthly	Estimated total amount paid annually
37,134		\$60,938,525	\$731,262,301
Age 34 and under	Age 35 through 54	Age 55 through 74	Age 75 and over
4,884	13,284	12,509	6,455



Pension – Veterans on the rolls at the end of FY 2022

Number of Veterans		Estimated total amount paid monthly	Estimated total amount paid annually
996		\$1,286,664	\$15,439,967
Age 34 and under	Age 35 through 64	Age 65 through 74	Age 75 and over
2	94	396	504



Education – Participants by program during FY 2022

MGIB-AD	MGIB-SR	DEA	VEAP	REAP	Post 9/11	Total participants
1,001	681	2,562	0	0	11,096	15,340



Insurance

Life insurance payments during FY 2022	Total face value of insurance at the end of FY 2022	Total number of policies at the end of FY 2022
\$5,073,580	\$25,429,003	2,059



Home Loan Guaranty – Loans guaranteed during FY 2022

Number of loans	Total amount of loans
7,075	\$3,065,921,405



Veteran Readiness and Employment – Participants during FY 2022

Total applicants	Number of new plans of service (enrollments)	Number of entitled applicants	Number of program participants	Number of Veterans rehabilitated through independent living	Number of Veterans rehabilitated by obtaining suitable employment
701	320	677	1,161	1	108



U.S. Department of Veterans Affairs
Veterans Benefits Administration



Vermont

Estimated total Veteran population: 39,731



Compensation – Veterans on the rolls at the end of FY 2022

Number of Veterans		Estimated total amount paid monthly		Estimated total amount paid annually	
8,507		\$13,878,833		\$166,545,993	
Age 34 and under	Age 35 through 54	Age 55 through 74	Age 75 and over		
692	2,335	3,582	1,896		



Pension – Veterans on the rolls at the end of FY 2022

Number of Veterans		Estimated total amount paid monthly		Estimated total amount paid annually	
255		\$222,429		\$2,669,146	
Age 34 and under	Age 35 through 64	Age 65 through 74	Age 75 and over		
0	14	133	108		



Education – Participants by program during FY 2022

MGIB-AD	MGIB-SR	DEA	VEAP	REAP	Post 9/11	Total participants
33	63	197	0	0	951	1,244



Insurance

Life insurance payments during FY 2022	Total face value of insurance at the end of FY 2022	Total number of policies at the end of FY 2022
\$1,613,855	\$8,088,709	664



Home Loan Guaranty – Loans guaranteed during FY 2022

Number of loans	Total amount of loans
787	\$227,928,610



Veteran Readiness and Employment – Participants during FY 2022

Total applicants	Number of new plans of service (enrollments)	Number of entitled applicants	Number of program participants	Number of Veterans rehabilitated through independent living	Number of Veterans rehabilitated by obtaining suitable employment
92	35	57	334	0	25



VA



U.S. Department of Veterans Affairs
Veterans Benefits Administration

Estimated total Veteran population: 691,325

Virginia



Compensation – Veterans on the rolls at the end of FY 2022

Number of Veterans		Estimated total amount paid monthly		Estimated total amount paid annually	
230,843		\$409,750,205		\$4,917,002,455	
Age 34 and under	Age 35 through 54	Age 55 through 74	Age 75 and over		
24,043	88,264	91,100	27,434		



Pension – Veterans on the rolls at the end of FY 2022

Number of Veterans		Estimated total amount paid monthly		Estimated total amount paid annually	
3,577		\$3,776,780		\$45,321,355	
Age 34 and under	Age 35 through 64	Age 65 through 74	Age 75 and over		
5	439	1,817	1,316		



Education – Participants by program during FY 2022

MGIB-AD	MGIB-SR	DEA	VEAP	REAP	Post 9/11	Total participants
964	930	11,251	0	0	30,900	44,045



Insurance

Life insurance payments during FY 2022	Total face value of insurance at the end of FY 2022	Total number of policies at the end of FY 2022
\$30,891,239	\$154,828,226	12,737



Home Loan Guaranty – Loans guaranteed during FY 2022

Number of loans	Total amount of loans
47,777	\$19,101,518,775



Veteran Readiness and Employment – Participants during FY 2022

Total applicants	Number of new plans of service (enrollments)	Number of entitled applicants	Number of program participants	Number of Veterans rehabilitated through independent living	Number of Veterans rehabilitated by obtaining suitable employment
4,233	985	2,114	3,606	0	302



U.S. Department of Veterans Affairs
Veterans Benefits Administration



Washington

Estimated total Veteran population: 533,346



Compensation – Veterans on the rolls at the end of FY 2022

Number of Veterans		Estimated total amount paid monthly		Estimated total amount paid annually	
154,370		\$244,513,927		\$2,934,167,121	
Age 34 and under	Age 35 through 54	Age 55 through 74	Age 75 and over		
18,370	53,423	56,486	26,088		



Pension – Veterans on the rolls at the end of FY 2022

Number of Veterans		Estimated total amount paid monthly		Estimated total amount paid annually	
3,502		\$3,717,330		\$44,607,963	
Age 34 and under	Age 35 through 64	Age 65 through 74	Age 75 and over		
9	323	1,854	1,316		



Education – Participants by program during FY 2022

MGIB-AD	MGIB-SR	DEA	VEAP	REAP	Post 9/11	Total participants
131	284	3,596	0	0	10,808	14,819



Insurance

Life insurance payments during FY 2022	Total face value of insurance at the end of FY 2022	Total number of policies at the end of FY 2022
\$18,652,737	\$93,488,323	7,522



Home Loan Guaranty – Loans guaranteed during FY 2022

Number of loans	Total amount of loans
24,659	\$10,843,590,183



Veteran Readiness and Employment – Participants during FY 2022

Total applicants	Number of new plans of service (enrollments)	Number of entitled applicants	Number of program participants	Number of Veterans rehabilitated through independent living	Number of Veterans rehabilitated by obtaining suitable employment
2,706	818	1,602	3,695	0	423



VA



U.S. Department of Veterans Affairs
Veterans Benefits Administration

Estimated total Veteran population: 128,326

West Virginia

Compensation – Veterans on the rolls at the end of FY 2022



Number of Veterans		Estimated total amount paid monthly		Estimated total amount paid annually	
38,663		\$70,100,114		\$841,201,372	
Age 34 and under	Age 35 through 54	Age 55 through 74	Age 75 and over		
2,606	11,243	16,291	8,520		

Pension – Veterans on the rolls at the end of FY 2022



Number of Veterans		Estimated total amount paid monthly		Estimated total amount paid annually	
1,466		\$1,495,433		\$17,945,196	
Age 34 and under	Age 35 through 64	Age 65 through 74	Age 75 and over		
1	158	826	481		

Education – Participants by program during FY 2022



MGIB-AD	MGIB-SR	DEA	VEAP	REAP	Post 9/11	Total participants
840	590	1,614	0	0	16,646	19,690

Insurance



Life insurance payments during FY 2022	Total face value of insurance at the end of FY 2022	Total number of policies at the end of FY 2022
\$8,394,279	\$42,072,492	3,599

Home Loan Guaranty – Loans guaranteed during FY 2022



Number of loans	Total amount of loans
3,546	\$887,285,844

Veteran Readiness and Employment – Participants during FY 2022



Total applicants	Number of new plans of service (enrollments)	Number of entitled applicants	Number of program participants	Number of Veterans rehabilitated through independent living	Number of Veterans rehabilitated by obtaining suitable employment
495	201	290	654	1	51



Compensation – Veterans on the rolls at the end of FY 2022

Number of Veterans		Estimated total amount paid monthly		Estimated total amount paid annually	
83,380		\$121,790,747		\$1,461,488,963	
Age 34 and under	Age 35 through 54	Age 55 through 74	Age 75 and over		
8,747	23,984	32,396	18,250		



Pension – Veterans on the rolls at the end of FY 2022

Number of Veterans		Estimated total amount paid monthly		Estimated total amount paid annually	
2,850		\$2,948,390		\$35,380,675	
Age 34 and under	Age 35 through 64	Age 65 through 74	Age 75 and over		
1	260	1,507	1,082		



Education – Participants by program during FY 2022

MGIB-AD	MGIB-SR	DEA	VEAP	REAP	Post 9/11	Total participants
124	1,409	1,562	0	0	5,735	8,830



Insurance

Life insurance payments during FY 2022	Total face value of insurance at the end of FY 2022	Total number of policies at the end of FY 2022
\$17,873,496	\$89,582,735	7,146



Home Loan Guaranty – Loans guaranteed during FY 2022

Number of loans	Total amount of loans
7,825	\$2,025,193,580



Veteran Readiness and Employment – Participants during FY 2022

Total applicants	Number of new plans of service (enrollments)	Number of entitled applicants	Number of program participants	Number of Veterans rehabilitated through independent living	Number of Veterans rehabilitated by obtaining suitable employment
856	347	526	1,417	0	134



Estimated total Veteran population: 45,435

Wyoming



Compensation – Veterans on the rolls at the end of FY 2022

Number of Veterans		Estimated total amount paid monthly	Estimated total amount paid annually
14,491		\$21,286,835	\$255,442,025
Age 34 and under	Age 35 through 54	Age 55 through 74	Age 75 and over
1,421	4,723	5,674	2,670



Pension – Veterans on the rolls at the end of FY 2022

Number of Veterans		Estimated total amount paid monthly	Estimated total amount paid annually
242		\$232,492	\$2,789,907
Age 34 and under	Age 35 through 64	Age 65 through 74	Age 75 and over
0	30	134	78



Education – Participants by program during FY 2022

MGIB-AD	MGIB-SR	DEA	VEAP	REAP	Post 9/11	Total participants
45	133	193	0	0	754	1,125



Insurance

Life insurance payments during FY 2022	Total face value of insurance at the end of FY 2022	Total number of policies at the end of FY 2022
\$1,634,990	\$8,194,642	631



Home Loan Guaranty – Loans guaranteed during FY 2022

Number of loans	Total amount of loans
2,157	\$691,640,248



Veteran Readiness and Employment – Participants during FY 2022

Total applicants	Number of new plans of service (enrollments)	Number of entitled applicants	Number of program participants	Number of Veterans rehabilitated through independent living	Number of Veterans rehabilitated by obtaining suitable employment
200	64	108	273	0	12

Puerto Rico

Estimated total Veteran population: 73,146



Compensation – Veterans on the rolls at the end of FY 2022

Number of Veterans		Estimated total amount paid monthly		Estimated total amount paid annually	
31,003		\$69,639,493		\$835,673,915	
Age 34 and under	Age 35 through 54	Age 55 through 74	Age 75 and over		
2,214	7,716	14,278	6,795		



Pension – Veterans on the rolls at the end of FY 2022

Number of Veterans		Estimated total amount paid monthly		Estimated total amount paid annually	
4,694		\$4,615,393		\$55,384,714	
Age 34 and under	Age 35 through 64	Age 65 through 74	Age 75 and over		
0	77	1,206	3,411		



Education – Participants by program during FY 2022

MGIB-AD	MGIB-SR	DEA	VEAP	REAP	Post 9/11	Total participants
42	673	2,020	0	0	1,800	4,535



Insurance

Life insurance payments during FY 2022	Total face value of insurance at the end of FY 2022	Total number of policies at the end of FY 2022
\$5,534,439	\$27,738,847	2,542



Home Loan Guaranty – Loans guaranteed during FY 2022

Number of loans	Total amount of loans
935	\$186,656,238



Veteran Readiness and Employment – Participants during FY 2022

Total applicants	Number of new plans of service (enrollments)	Number of entitled applicants	Number of program participants	Number of Veterans rehabilitated through independent living	Number of Veterans rehabilitated by obtaining suitable employment
419	117	180	453	0	48



VA



U.S. Department of Veterans Affairs
Veterans Benefits Administration

Estimated total Veteran population: Included on the "other foreign" page

Philippines

Compensation – Veterans on the rolls at the end of FY 2022



Number of Veterans		Estimated total amount paid monthly		Estimated total amount paid annually	
5,214		\$13,613,066		\$163,356,786	
Age 34 and under	Age 35 through 54	Age 55 through 74	Age 75 and over		
106	1,057	2,713	1,338		

Pension – Veterans on the rolls at the end of FY 2022



Number of Veterans		Estimated total amount paid monthly		Estimated total amount paid annually	
252		\$369,361		\$4,432,332	
Age 34 and under	Age 35 through 64	Age 65 through 74	Age 75 and over		
0	13	94	145		

Education – Participants by program during FY 2022



MGIB-AD	MGIB-SR	DEA	VEAP	REAP	Post 9/11	Total participants
20	0	463	0	0	162	645

Insurance



Life insurance payments during FY 2022	Total face value of insurance at the end of FY 2022	Total number of policies at the end of FY 2022
\$970,294	\$4,863,156	441

Home Loan Guaranty – Loans guaranteed during FY 2022



Number of loans	Total amount of loans
0	\$-

Veteran Readiness and Employment – Participants during FY 2022



Total applicants	Number of new plans of service (enrollments)	Number of entitled applicants	Number of program participants	Number of Veterans rehabilitated through independent living	Number of Veterans rehabilitated by obtaining suitable employment
2	0	1	1	0	0



Other Foreign

Estimated total Veteran population: 82,619



Compensation – Veterans on the rolls at the end of FY 2022

Number of Veterans		Estimated total amount paid monthly		Estimated total amount paid annually	
35,484		\$64,730,886		\$776,770,634	
Age 34 and under	Age 35 through 54	Age 55 through 74	Age 75 and over		
3,472	15,664	13,156	3,190		



Pension – Veterans on the rolls at the end of FY 2022

Number of Veterans		Estimated total amount paid monthly		Estimated total amount paid annually	
400		\$413,290		\$4,959,485	
Age 34 and under	Age 35 through 64	Age 65 through 74	Age 75 and over		
1	39	154	206		



Education – Participants by program during FY 2022

MGIB-AD	MGIB-SR	DEA	VEAP	REAP	Post 9/11	Total participants
0	31	153	0	0	360	544



Insurance

Life insurance payments during FY 2022	Total face value of insurance at the end of FY 2022	Total number of policies at the end of FY 2022
\$3,413,222	\$17,107,210	1,298



Home Loan Guaranty – Loans guaranteed during FY 2022

Number of loans	Total amount of loans
505	\$229,793,609



Veteran Readiness and Employment – Participants during FY 2022

Total applicants	Number of new plans of service (enrollments)	Number of entitled applicants	Number of program participants	Number of Veterans rehabilitated through independent living	Number of Veterans rehabilitated by obtaining suitable employment
141	48	78	164	0	6



VA



U.S. Department of Veterans Affairs
Veterans Benefits Administration



**U.S. Department
of Veterans Affairs**
Veterans Benefits
Administration



Regional Office Addresses

Anchorage VA Regional Office 1201 North Muldoon Road Anchorage, AK 99504	AK	Hartford VA Regional Office 555 Willard Avenue, Building 2E – Room 5137 Newington, CT 06111-2693 Mailing Address: P.O. Box 310909 Newington, CT 06131	CT	Chicago VA Regional Office 2122 W. Taylor Street Chicago, IL 60612	IL
Montgomery VA Regional Office 345 Perry Hill Road Montgomery, AL 36109-3798	AL	Wilmington VA Regional Office 1601 Kirkwood Highway Wilmington, DE 19805	DE	Indianapolis VA Regional Office 575 North Pennsylvania Street Indianapolis, IN 46204-1526	IN
Little Rock VA Regional Office 2200 Fort Roots Drive, Building 65 North Little Rock, AR 72114-1756	AR	St. Petersburg VA Regional Office 9500 Bay Pines Boulevard St. Petersburg, FL 33708 Mailing Address: P.O. Box 1437 St. Petersburg, FL 33731	FL	Wichita VA Regional Office Robert J. Dole Regional Office 5500 E. Kellogg Avenue Wichita, KS 67218-1698	KS
Phoenix VA Regional Office 3333 North Central Avenue Phoenix, AZ 85012-2405	AZ	Atlanta VA Regional Office 1700 Clairmont Road Atlanta, GA 30033-4032 Mailing Address: P.O. Box 100026 Decatur, GA 30031-7026	GA	Louisville VA Regional Office 321 West Main Street, Suite 390 Louisville, KY 40202-3835	KY
Oakland VA Regional Office Ronald V. Dellums Federal Building 1301 Clay Street – Suite 1400N Oakland, CA 94612-5209	CA	Honolulu VA Regional Office 459 Patterson Road, East Wing Honolulu, HI 96819	HI	New Orleans VA Regional Office 1250 Polydras Street, Rm 200 New Orleans, LA 70113-2692	LA
San Diego VA Regional Office 8810 Rio San Diego Drive San Diego, CA 92108-1508	CA	Des Moines VA Regional Office 210 Walnut Street – Room 1063 Des Moines, IA 50309-9825	IA	Boston VA Regional Office John F. Kennedy Building Government Center – Room 1265 Boston, MA 02203-0393	MA
Los Angeles VA Regional Office Federal Building 11000 Wilshire Boulevard Los Angeles, CA 90024-3602	CA	Boise VA Regional Office 444 West Fort Street Boise, ID 83702	ID	Baltimore VA Regional Office Federal Building 31 Hopkins Plaza – Room 233 Baltimore, MD 21201-0001	MD
Denver VA Regional Office 155 Van Gordon Street Denver, CO 80228	CO			Togus VA Regional Office One VA Center Augusta, ME 04330-6795	ME



VA



U.S. Department
of Veterans Affairs
Veterans Benefits
Administration

Detroit VA Regional Office Patrick V. McNamara Federal Building 477 Michigan Avenue – Room 1400 Detroit, MI 48226-2591	MI	Lincoln VA Regional Office 3800 Village Drive Lincoln, NE 68516-4198 Mailing Address: PO Box 85816 Lincoln, NE 68501-5816	NE	Muskogee VA Regional Office Federal Building 125 South Main Street Muskogee, OK 74401-7025	OK
St. Paul VA Regional Office Bishop Henry Whipple Federal Building One Federal Drive – Fort Snelling St. Paul, MN 55111-4050	MN	Manchester VA Regional Office Norris Cotton Federal Building 275 Chestnut Street Manchester, NH 03101	NH	Portland VA Regional Office 100 SW Main Street, Floor 2 Portland, OR 97204-2998 Mailing Address: 100 SW Main St FL 2 Portland, OR 97204	OR
St. Louis Records Mgmt. Center 4300 Goodfellow Boulevard Building 104 St. Louis, MO 63120-8950	MO	Newark VA Regional Office 20 Washington Place Newark, NJ 07102-3174	NJ	Philadelphia VA Regional Office 5000 Wissahickon Avenue Philadelphia, PA 19144 Mailing Address: P.O. Box 8079 Philadelphia, PA 19101	PA
St. Louis VA Regional Office 9700 Page Avenue St. Louis, MO 63103	MO	Albuquerque VA Regional Office 500 Gold Avenue, South West Albuquerque, NM 87102-3118	NM	Pittsburgh VA Regional Office 1000 Liberty Avenue Pittsburgh, PA 15222-4004	PA
Jackson VA Regional Office 1600 East Woodrow Wilson Avenue Jackson, MS 39216	MS	Reno VA Regional Office 5460 Reno Corporate Drive Reno, NV 89511	NV	San Juan VA Regional Office 50 Carr 165 Guaynabo San Juan, PR 00968-8024	PR
Ft. Harrison VA Regional Office 3633 Veterans Drive Ft. Harrison, MT 59636	MT	Buffalo VA Regional Office 130 South Elmwood Avenue Buffalo, NY 14202-2478	NY	Providence VA Regional Office 380 Westminster Street Providence, RI 02903-3246	RI
Winston-Salem VA Regional Office Federal Building 251 North Main Street Winston-Salem, NC 27155-1000	NC	New York VA Regional Office 245 W. Houston Street New York, NY 10014-4805	NY	Columbia VA Regional Office 6437 Garners Ferry Road Columbia, SC 29209-2495	SC
Fargo VA Regional Office 2101 Elm Street Fargo, ND 58102	ND	Cleveland VA Regional Office Anthony J. Celebrezze Federal Building 1240 East 9th Street Cleveland, OH 44199-2001	OH	Sioux Falls VA Regional Office 2501 West 22nd Street Sioux Falls, SD 57105	SD



U.S. Department
of Veterans Affairs
Veterans Benefits
Administration



Nashville
VA Regional Office
110 Ninth Avenue, South
Nashville, TN 37203-3817

TN

Houston
VA Regional Office
6900 Almeda Road
Houston, TX 77030-4200

TX

Waco
VA Regional Office
One Veterans Plaza
701 Clay Avenue
Waco, TX 76799-0001

TX

Salt Lake City
VA Regional Office
550 Foothill Drive
Salt Lake City, UT 84113

UT

Roanoke
VA Regional Office
210 Franklin Rd, SW
Roanoke, VA 24011

VA

White River Junction
VA Regional Office
215 North Main Street
White River Junction, VT 05001

VT

Seattle
VA Regional Office
Federal Building
915 Second Avenue, Room 1392
Seattle, WA 98174-1060

WA

Milwaukee
VA Regional Office
5400 W. National Avenue
Milwaukee, WI 53214

WI

Huntington
VA Regional Office
640 Fourth Avenue
Huntington, WV 25701-1340

WV

Cheyenne
VA Benefits Office
2360 E. Pershing Blvd.
Cheyenne, WY 82001-5356

WY

The above address is the
Cheyenne benefits office. The
Denver regional office processes
claims for the state of Wyoming.

Manila
VA Regional Office
U.S. Embassy
1501 Roxas Blvd
Pasay City, Philippines 1302
Mailing Address:
PSC 501
DPOAP 96515

TX

UT

VA

VT

WA

WI

WV

District Offices

Northeast District **MO**
Charles F. Prevedel Federal Bldg,
9700 Page Avenue, Suite 301
St. Louis, MO 63132

Southeast District **TN**
3322 West End, Suite 408
Nashville, TN 37203

Continental District **CO**
155 Van Gordon Street
Lakewood, CO 80228

Pacific District **AZ**
3333 North Central Avenue,
Suite 3026
Phoenix, AZ 85012-2402

Centralized Mail Address

**SMS Janesville Facility –
Centralized Mail**
Department of Veterans Affairs
Claims Intake Center
PO Box 4444
Janesville, WI 53547-4444

Contact Information

Compensation Information:
1-800-827-1000

Department of Veterans Affairs
home page
www.va.gov

Veterans Benefits Administration
home page
benefits.va.gov

Online forms and applications
va.gov



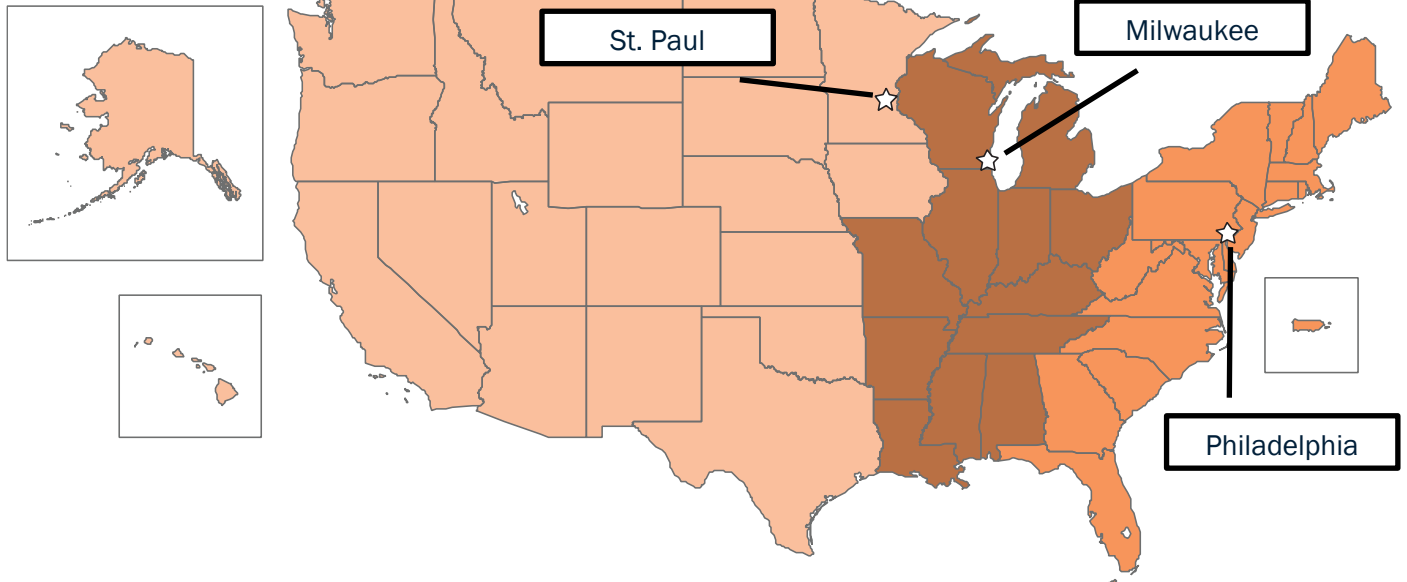
VA



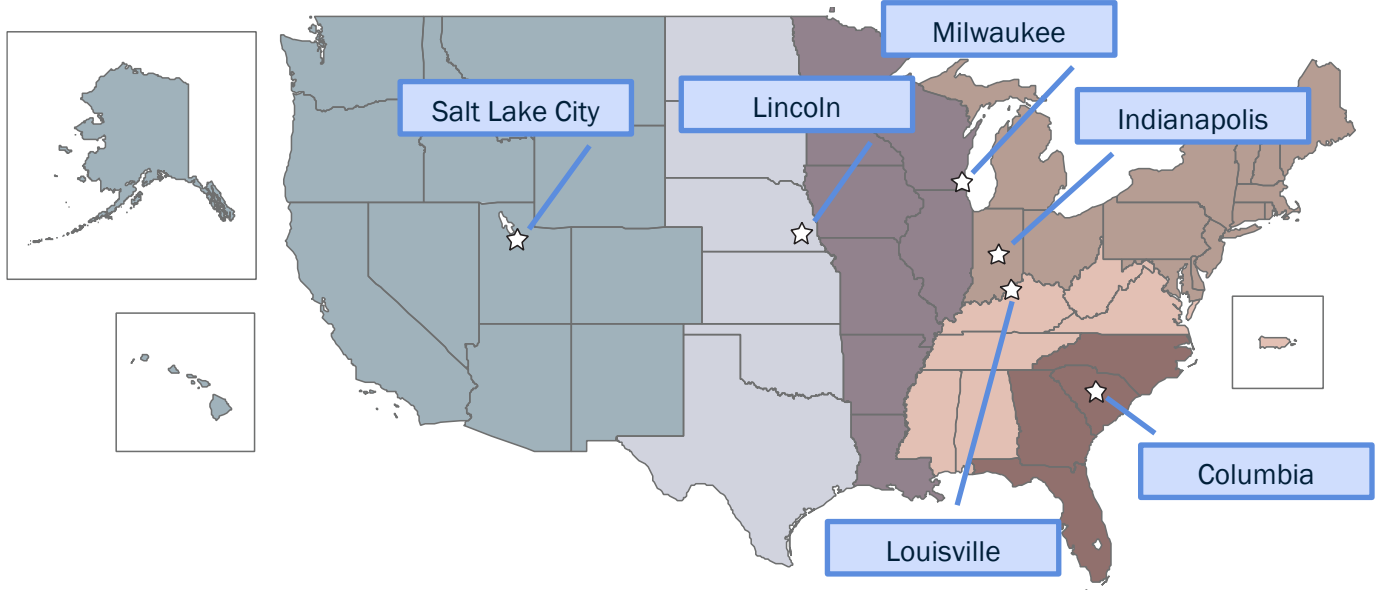
**U.S. Department
of Veterans Affairs**
Veterans Benefits
Administration

Program Jurisdiction Information/Maps

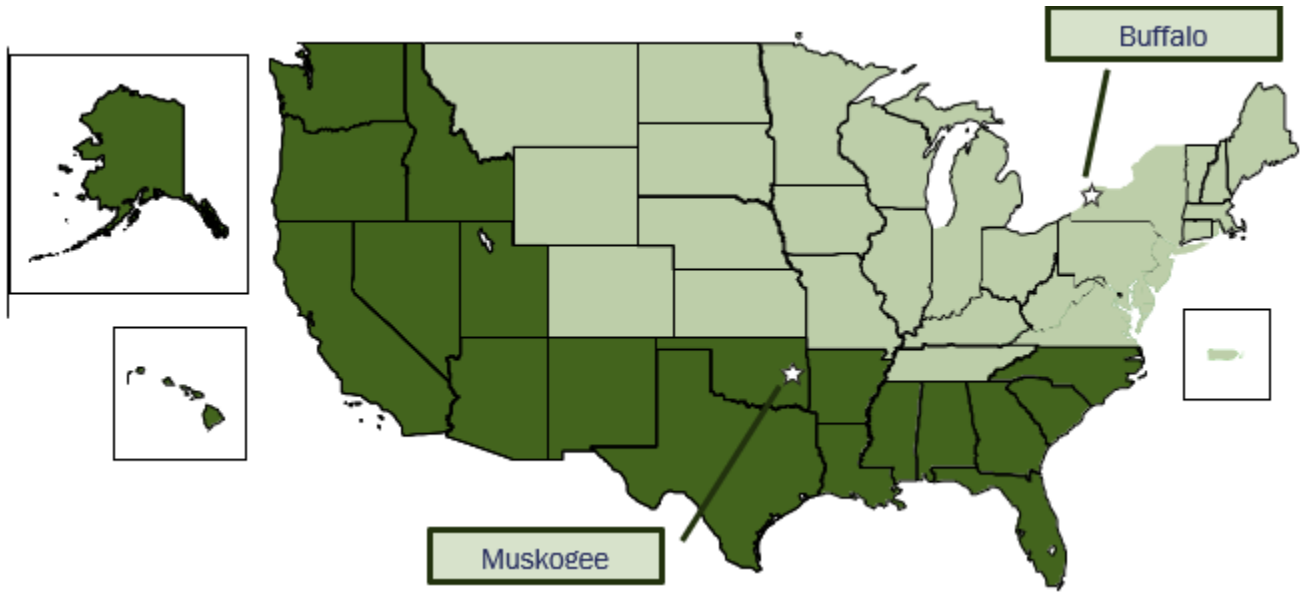
Pension Management Centers



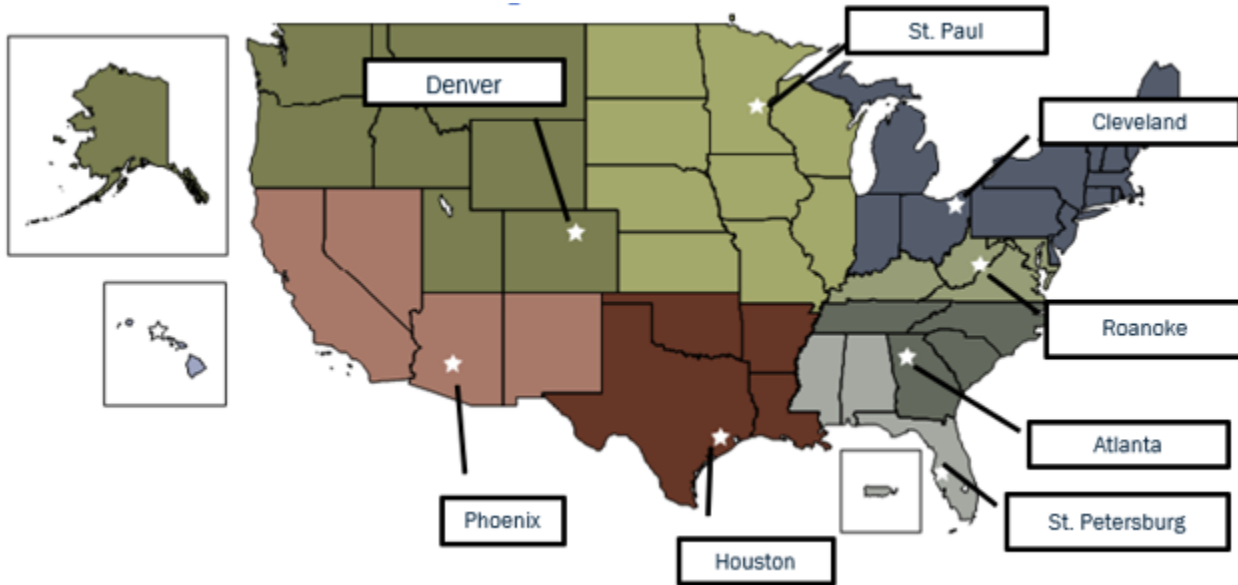
Fiduciary Hubs



Education Regional Processing Offices



Regional Loan Centers



Release history

Version & Changes	Date
Data as of	09/30/2022



VA



U.S. Department
of Veterans Affairs
Veterans Benefits
Administration

Glossary

AID AND ATTENDANCE – An additional monetary allowance payable to individuals who are:

In a nursing home or
In need of daily care to help with feeding, dressing, attending to the wants of nature, protecting oneself from hazards of the daily environment, or keeping clean.

APPLICANTS (VR&E) – Veterans or Servicemembers who have applied for Veteran Readiness and Employment (VR&E) services.

BENEFITS DELIVERY AT DISCHARGE (BDD) – Program to assist active duty personnel in filing for VA benefits prior to their separation or retirement from active duty. VBA provides information about VA benefits and assistance in filing benefit claims.

BODY SYSTEMS – Title 38, Code of Federal Regulations, Part 4, classifies the various areas of the body into fifteen (15) different systems as follows:

Musculoskeletal System
Skin
Auditory
Mental Disorders
Digestive System
Neurological Conditions and Convulsive Disorders
Cardiovascular System
Respiratory System
Endocrine System
Genitourinary System
Eye
Infectious Diseases, Immune Disorders, Nutritional Deficiencies
Gynecological Conditions
Dental and Oral Conditions
Hemic and Lymphatic Systems

BUYER STATUS – A first-time homeowner or previous homeowner.

CASH-OUT REFINANCE – This refinancing option is for Veterans and Servicemembers interested in taking cash out of their home equity and can be used to refinance a non-VA loan into a VA loan.

CASH SURRENDER – A policyholder, upon request, receives the cash value that accrued in his/her life insurance policy, and in return surrenders all rights, title, and interest to his/her basic and/or paid-up additional insurance coverage amounts.

CERTIFICATE OF ELIGIBILITY – Verification to the lender that the potential borrower is qualified for a VA-guaranteed loan. The COE can be applied for online through www.ebenefits.va.gov or by contacting the borrower's lender.

CHAPTER 31 BENEFITS – Veteran Readiness and Employment program provides benefits and services to Veterans whose service-connected disabilities limit or prohibit employment options.

CODE OF FEDERAL REGULATIONS (CFR) – VA rules and regulations are contained in Title 38 Code of Federal Regulations (38 CFR). The Secretary of Veterans Affairs is empowered to prescribe all rules and regulations, consistent with existing law, necessary or appropriate to carry out the laws administered by the Department (Section 501, Title 38 USC).

COMBINED DEGREE – The combined degree of disability is expressed as a percentage (from 0 to 100 in increments of 10) and represents the overall disabling effect of a Veteran's service-connected disabilities.

COMPLETED EVALUATION (VR&E) – Eligible Applicants who actively participated in initial evaluation services.

COMPENSABLE ZEROES – Disabilities that are independently evaluated at zero percent disabling but produce an employment handicap to warrant a 10% combined disability evaluation. This evaluation entitles the Veteran to receive disability compensation payments.

COMPUTER SYSTEMS – VBA derives statistical data about Veterans from multiple sources and from various computer systems: e.g. VBA Data Warehouse, VBA's Benefits Delivery Network (BDN), the Beneficiary Identification and Records Locator System (BIRLS); and the Board of Veterans' Appeals Control and Locator System (VACOLS).

DEPENDENTS EDUCATIONAL ASSISTANCE (DEA) – Refers to Dependents Educational Assistance Program (Chapter 35 of the Title 38, U.S. Code). See Survivors and Dependents Educational Assistance.

DEPENDENCY AND INDEMNITY COMPENSATION (DIC) – A monetary death benefit payable to eligible survivors (surviving spouses, children, and/or dependent parents) of Servicemembers who die in service or as a result of a service-connected death.

DEPENDENTS – Qualifying dependents for VA benefit purposes are a Veteran's spouse and child (natural child, adopted child, or stepchild). A Veteran's mother or father may also be considered a dependent generally if there is financial need.

DIAGNOSTIC CODES – VBA uses four-digit numeric codes to signify specific medical conditions. These numeric codes are in 38 CFR, Part 4.

DIRECT LOAN – A home loan made by the Department of Veterans Affairs directly to Veterans. This is distinct from guaranteed loans, which are made by private lenders and guaranteed by VA.

DISABILITY COMPENSATION – A monetary benefit paid to Veterans for service-connected disability.

PENSION – A monetary benefit paid to wartime Veterans who are age 65 or older, or permanently and totally disabled as the result of a non-service-connected disability. In either case, the Veteran's annual income must not exceed the limit set by statute in order to qualify for this benefit.

DISCONTINUED (VR&E) – Situations in which termination of all services and benefits received under Chapter 31 is necessary.

DIVIDEND – A payment to policyholders in participating life insurance programs. It is an allocation of program surplus funds representing the return of premiums not needed to pay claims and expenses, and a distribution of earnings from investment. Dividends are issued annually on the policy anniversary date.

DMDC – The Defense Manpower Data Center maintains the largest archive of personnel, manpower, training and financial data in the Department of Defense (DoD).

NO DOWN PAYMENT OPTION – The VA home loan guaranty program allows the Veteran to enter the home buying market with the option of providing no down payment. This option is intended to help the Veteran afford the purchase of a suitable home.

EDUCATIONAL ASSISTANCE – A monetary benefit available to eligible Veterans, dependents, reservists, and Servicemembers while they are in an approved training program.

EDUCATION REHABILITATIONS (VR&E) – Veteran pursues additional education or training instead of obtaining employment after completing his/her training under Chapter 31.

ELIGIBLE APPLICANTS (VR&E) – Servicemembers or Veterans are eligible if they have a qualifying service-connected disability or memorandum rating.

ELIGIBILITY – VA benefits require that the Veteran be discharged from active military service under "other than dishonorable" conditions. In addition to this general requirement, there are specific statutory and regulatory requirements for each of the five benefit programs; some of these requirements are described in the sections of this report dealing with the respective benefit programs.

EMPLOYMENT HANDICAP (EH) (VR&E) – An impairment of a Veteran's ability to prepare for, obtain, or retain employment consistent with such Veteran's abilities, aptitudes, and interests if the impairment results in substantial part from a service-connected disability. For Veterans within the 12-year basic period of eligibility and rated at 20 percent or more, a finding of employment handicap results in entitlement to Veteran Readiness and Employment Services.



VA



U.S. Department
of Veterans Affairs
Veterans Benefits
Administration

ENTITLED APPLICANTS (VR&E) – Veterans are determined to be entitled when services are needed to assist them to overcome either an employment handicap or serious employment handicap related to their disabling condition.

ENTITLEMENT (EDU) – The number of months the student is eligible for VA education benefits. This number is usually expressed in months and days the student will be eligible for full-time benefits. Entitlement may vary depending on the education program the individual qualifies under. In no event will entitlement exceed 48 months under any combination of education programs.

ENTITLEMENT (C&P) – Once basic eligibility requirements have been met, decisions on entitlement for C&P benefits are based on statutory and regulatory requirements and the evidence of record that documents these requirements have been met.

FACE VALUE – The dollar amount of life insurance money that would be paid upon the death of the Veteran or at the maturity of the policy, subject to adjustments for indebtedness, dividends, premium overpayments, or “paid-up additions.”

FIDUCIARY – An individual or entity who has been appointed by VA to receive VA benefits on behalf of a beneficiary for the use and benefit of the beneficiary and the beneficiary’s dependents.

FIRST-TIME HOMEOWNER – A Veteran using his home loan entitlement to purchase a home for the first time.

FISCAL YEAR (FY) – Any yearly accounting or budgetary period without regard to its relationship to the calendar year. The Department of Veterans Affairs fiscal year is from October 1 through September 30. The year number of the fiscal year is based on the date on September 30.

FORECAST OF PROGRAM LIABILITIES – Future liabilities represent payments that the government is obligated to deliver in future years. This is much like the obligation of a life insurance company to pay the face amount of a standard policy to beneficiaries at the time of the insured person’s death.

FUNDING FEE – A fee, required by law, charged to Veterans who obtain a VA guaranteed home loan.

FSGLI – Family Servicemembers’ Group Life Insurance was established in 2001 to provide Servicemembers, who have Servicemembers’ Group Life Insurance (SGLI) coverage, the opportunity to have life insurance coverage on their spouses and dependent children.

GI BILL OF RIGHTS – Also known as the Servicemen’s Readjustment Act of 1944 (PL 78-346), which authorized the existence of the Home Loan Guaranty Program.

GUARANTEED LOAN – A loan that is federally backed by the VA home loan provision.

GUARANTY CLAIM AMOUNT – The payment amount calculated for foreclosure, deed-in-lieu, and compromise sale claims based upon total eligible indebtedness, maximum guaranty, and credit to the indebtedness (net value or proceeds from the sale, whichever is greater).

HOUSEBOUND – An additional monetary allowance payable to those individuals who are substantially confined to their home or immediate premises as a result of a permanent disability.

INDIVIDUAL UNEMPLOYABILITY – Veterans unable to secure and follow a substantially gainful occupation by reason of service-connected disability will be rated totally disabled, provided that the Veteran has a single disability rated 60% or more or a combined evaluation of at least 70%, with one disability ratable at 40% or higher.



U.S. Department
of Veterans Affairs
Veterans Benefits
Administration



INTEREST RATE REDUCTION REFINANCE LOAN (IRRRL)

– An IRRRL is a VA-guaranteed loan made to refinance an existing VA-guaranteed loan, generally at a lower interest rate than the existing VA loan, and with lower principal and interest payments than the existing VA loan.

KICKERS (EDU) – Amounts contributed by DoD to an education fund on behalf of participants to encourage enlistment or retention in the Armed Forces. (The military services may use different terms such as “Army College Fund” or “Navy College Fund”, etc.) These amounts are added to any other education benefits to which the person may be entitled. Kickers are applicable only to MGIB-AD, MGIB-SR, VEAP and REAP.

LOAN (INS) – An amount borrowed against the cash value of a permanent plan life insurance policy.

LOAN DEFAULTED-GUARANTY CLAIM PAID – Home Loan Guaranty term used when the borrower defaults on the loan and VA pays the home loan guaranty claim.

LOAN GUARANTY PROGRAM – The benefit program whereby VA guarantees a portion of a loan to lenders to facilitate Veterans obtaining a home.

LOAN LIMITS – The amount a qualified Veteran with full entitlement may be able to borrow without making a down payment. While VA does not set a cap on how much can be borrowed, limits exist on the amount of liability VA can assume, which usually affects the amount of money an institution will lend.

MATURED ENDOWMENT – The face amount of life insurance less any indebtedness that is paid to the insured at maturity of the policy, based on the plan of life insurance. The proceeds may be paid as a lump sum or the insured may request installment payments.

MAXIMUM REHABILITATION GAIN (MRG)

(VR&E) – A Veteran has reached MRG when VR&E is able to measure substantial improvement in the Veteran’s circumstances that is directly attributable to services provided to VR&E. Specifically:

- Services contributed to a Veteran obtaining or maintaining employment that does not meet the criteria for rehabilitation, or
- Services substantially improved the circumstances of a Veteran who is not currently employable in a suitable job.

MGIB-AD – The Montgomery GI Bill-Active Duty Educational Assistance Program (Chapter 30 of Title 38, U.S. Code) which provides educational assistance to persons who served on active duty in the Armed Forces.

MGIB-SR – The Montgomery GI Bill-Selected Reserve Educational Assistance Program (Chapter 1606 of Title 10, U.S. Code) which provides educational assistance to members of the Selected Reserve or the Ready Reserve of any of the reserve components of the Armed Forces.

MISUSE (FID) – Misuse occurs in any case in which the fiduciary receives payment of benefits for the use and benefit of a beneficiary and uses any part of such payment for a use other than the use and benefit of the beneficiary or the beneficiary’s dependents.

NSLI – National Service Life Insurance was established in 1940 to meet the insurance needs of World War II Veterans. The program closed in 1951.

ORIGINAL DISABILITY CLAIM – A Veteran’s first claim for disability benefits, either compensation or pension or both. Any subsequent claim is categorized as a reopened or supplemental claim.



VA



U.S. Department
of Veterans Affairs
Veterans Benefits
Administration

PAID-UP ADDITIONS – Policyholders with participating policies can use their annual dividends to purchase additional life insurance. Established in 1972, this is the only way most policyholders may increase their life insurance coverage amount.

PARTICIPANTS (VR&E) – Veterans in any stage of the vocational rehabilitation process after the applicant and evaluation phases have been completed, including: extended evaluation, independent living, job-ready status, rehabilitation to employment, and interrupted. Participants also include those discontinued and rehabilitated from a plan of service.

PEACETIME VETERANS – Veterans who served during a period of time not statutorily defined as a period of war.

PRISONERS OF WAR (POWs) – Veterans who were forcibly detained (confined) by an enemy, foreign government, or hostile force while serving in the active military, naval or air service.

PREVIOUS HOMEOWNER – A person who has had a previous ownership interest in a home.

PROTECTED PENSION – The pension program, both disability and death, replaced by Section 306 Pension, which in turn was replaced by the current pension program under the provisions of PL 95-588. Veterans and survivors receiving either Protected Pension or Section 306 Pension may continue to receive the benefits as long as they continue to meet the basic entitlement requirements of the respective programs.

PURCHASE LOAN – A loan made solely for the purpose for purchasing a home.

RANGE OF DISABILITIES – A disability is evaluated according to the VA Schedule for Rating Disabilities in Title 38, CFR, and Part 4. Extent of disability is expressed as a percentage from 0% (for conditions that exist but are not disabling to a compensable degree) to 100%, in increments of 10%. Most disabilities, however, do not have every 10% increment from 0 to 100.

RATING SCHEDULE – Title 38, CFR Part 4.

REAP – The Reserve Educational Assistance Program (Chapter 1607 of Title 10, U.S. Code) which provides educational assistance to members of the Guard and Reserves who serve on active duty in support of a contingency operation under federal authority on or after September 11, 2001.

REFINANCE – The replacement of an existing debt obligation with a debt obligation, generally with better terms.

REGIONAL OFFICE (RO) – A VA field office composed of divisions which carry out the functions of VBA. Fifty-six such offices exist throughout the United States, Puerto Rico, and the Philippines.

REHABILITATION (VR&E) – A determination that a Veteran has successfully obtained and maintained suitable employment and/or has successfully completed an independent living program.

RESERVIST – A member of a reserve component of one of the Armed Forces who has potential entitlement to certain VA benefits by reason of his or her reserve status, including educational assistance under Title 10 of the United States Code, Chapter 1606.

RESTORED ENTITLEMENT – Previously used entitlement may be restored when a property secured by a VA loan is sold and the loan is paid in full, or when an eligible Veteran transferee agrees to assume the outstanding balance on a VA loan and substitute his/her entitlement for the same amount originally used on the loan.

SDVI – Service-Disabled Veterans Insurance was established in 1951 to meet the insurance needs of Veterans with service-connected disabilities. SDVI is open to Veterans who received other than dishonorable discharge separated from the service on or after April 25, 1951, and who received a service-connected disability rating of 0% or greater within the last two years.

SECONDARY MARKET – The financial market where mortgages are bought and sold.

SERVICE-CONNECTED – A disease or injury determined to have occurred in or to have been aggravated by military service.



U.S. Department
of Veterans Affairs
Veterans Benefits
Administration



SERIOUS EMPLOYMENT HANDICAP – A significant impairment, caused in whole or in part by a service-connected disability, in the Veteran’s ability to prepare for, obtain, or retain employment consistent with his or her abilities, aptitudes, and interests.

SERVICEMEMBER – An individual who is currently serving on active duty.

SGLI – Servicemembers Group Life Insurance was established in 1965 to meet the insurance needs of Servicemembers.

SPECIALLY ADAPTED HOUSING GRANT (SAH) – A grant to a seriously disabled Veteran to assist in adapting his or her home to accommodate limitations caused by the disability.

SPECIAL HOUSING ADAPTATION (SHA) – A grant available to disabled Veterans and Servicemembers who have blindness in both eyes, or have anatomical loss or loss of use of both hands, or disability due to severe burns that have limited motion of one or more extremities. The grant assists in adapting their homes to accommodate limitations caused by the disabilities.

SUITABLE EMPLOYMENT (VR&E) – Employment that does not aggravate the Veteran’s disabilities, is stable, and is consistent with his or her pattern of abilities, aptitudes, and interests.

SURVIVORS AND DEPENDENTS EDUCATIONAL ASSISTANCE (DEA) – Under Chapter 35 of Title 38, U.S. Code, a monetary educational benefit payable to eligible dependents and survivors of Veterans.

TITLE 38 CODE OF FEDERAL REGULATIONS – Regulations that pertain to Veterans’ benefits.

TOTAL DISABILITY INCOME (INS) – An option available with some insurance policies that provides for monthly payments to policyholders who, prior to their 65th birthday, have incurred a mental or physical disability which prevents them from performing substantially gainful employment.

TOTAL AND PERMANENT DISABILITY – Total ratings are authorized for any disability or combination of disabilities for which the Schedule of Rating Disabilities prescribes a 100% evaluation or, where less than 100%, the requirements for Individual Unemployability are met. Permanence of total disability is considered to exist when the impairment is reasonably certain to continue throughout the life of the disabled Veteran and generally requires no future medical exams.

TSGLI – The Traumatic Injury Protection Program provides automatic traumatic injury coverage to all Servicemembers covered under the Servicemembers’ Group Life Insurance (SGLI) program. Every member who has SGLI also has TSGLI effective December 1, 2005. This coverage applies to active duty members, reservists, funeral honors duty and one-day muster duty. This benefit is also provided retroactively for members (whether they were insured for SGLI or not) who incurred certain severe losses as a result of a traumatic injury between October 7, 2001, and December 1, 2005.

USGLI – United States Government Life Insurance was established in 1919 to meet the insurance needs of World War I Veterans. This program closed in 1951.

VEAP – The Veterans Educational Assistance Program (Chapter 32 of Title 38, U.S. Code) is a contributory educational assistance program for Post-Vietnam Era Veterans.

VETERAN – A person who served in the active military, naval, or air service, and who was discharged or released under conditions other than dishonorable.

VETERANS OPPORTUNITY TO WORK (VOW) TO HIRE HEROES ACT OF 2011 – Provides a seamless transition for Servicemembers, expands education and training opportunities for Veterans, and provides tax credits for employers who hire Veterans with service-connected disabilities.



VA



U.S. Department
of Veterans Affairs
Veterans Benefits
Administration

VETERANS RETRAINING ASSISTANCE PROGRAM (VRAP)

– Part of the Veterans Opportunity to Work (VOW) to Hire Heroes Act of 2011, the Veteran Retraining Assistance Program (VRAP) offered up to 12 months of retraining assistance to unemployed Veterans who are between the ages of 35 and 60 and meet other selected criteria. Training must have been offered at a community college or technical school and lead to an associate's degree or certificate in a high demand field. Authority to pay benefits under this program expired April 1, 2014.

VGLI – Veterans Group Life Insurance was established in 1974 to meet the insurance needs of Veterans after separation from service.

VMLI – Veterans Mortgage Life Insurance was established in 1971 to provide mortgage protection life insurance to severely disabled Veterans who have received grants for the purchase of specially adapted housing.

VR&E – The Veteran Readiness and Employment (VR&E) Program is available to help service-disabled Veterans become employable and live independently.

VRI – Veterans' Reopened Insurance was established in 1965 to provide insurance protection for certain classes of disabled Veterans from World War II and the Korean Conflict. The program closed in 1966.

VSLI – Veterans Special Life Insurance was established in 1951 to meet the insurance needs of Veterans who served during the Korean Conflict and post-Korean era. The program closed in 1956.

ZERO (0) PERCENT DISABILITY – A zero-percent disability rating means that a disability exists and is related to the Veteran's service but is not so disabling that it entitles the Veteran to compensation payments. Also called a non-compensable disability.



U.S. Department
of Veterans Affairs
Veterans Benefits
Administration



Contact Information

Department of Veterans Affairs home page -----www.va.gov
VA Forms-----www.va.gov/vaforms
Frequently Asked Questions-----www.va.gov/resources/
Submit a Question-----ask.va.gov
VA Regional Office Location-----www.va.gov/find-locations
Veterans Crisis Line-----Dial 988 then Press 1
Toll Free Number -----1-800-827-1000
TTY, Federal Relay -----711
Fax Number (inside the U.S.)*: -----1-844-531-7818
Fax Number (outside the U.S.)*: -----1-248-524-4260

Centralized Mail Address**

U.S. Department of Veterans Affairs
Claims Intake Center
PO Box 4444
Janesville, WI 53547-4444

*Include your full name and VA file number on the fax coversheet.
**Include your full name and VA file number on the inside of mailed correspondence (not on envelope).



VA



U.S. Department
of Veterans Affairs
Veterans Benefits
Administration

VETERANS BENEFITS ADMINISTRATION

Annual Benefits Report

FISCAL YEAR 2022



COMPENSATION



**PENSION &
FIDUCIARY**



EDUCATION



INSURANCE



**HOME LOAN
GUARANTY**



**VETERAN
READINESS &
EMPLOYMENT**



**OUTREACH
TRANSITION &
ECONOMIC DEVELOPMENT**

VA



U.S. Department
of Veterans Affairs