

2021 END-OF-YEAR PRELIMINARY LAW ENFORCEMENT OFFICERS FATALITIES REPORT

458

LAW ENFORCEMENT OFFICER FATALITIES

According to preliminary data compiled by the National Law Enforcement Officers Memorial Fund (NLEOMF), as of December 31, 2021, **458 federal, state, tribal and local law enforcement officers died in the line-of-duty in 2021.** This is an increase of 55% from the 295 officers killed during the same period last year, and is the highest total line-of-duty officer deaths since 1930 when there were 312 fatalities.

This year's statistics demonstrate that America's front-line law enforcement officers continue to battle the deadly effects of the Covid-19 pandemic nationwide. Preliminary data shows that some 301 officer fatalities have been identified as caused by Covid this year, and this number appears to increase almost daily. Covid-19 related fatalities continue to be the single highest cause of law enforcement deaths occurring in 2021.

The dramatic increase in traffic-related fatalities in 2021 is also cause for concern for law enforcement agencies nationwide. In 2021, 58 officers died due to traffic-related causes, such as single-vehicle crashes, vehicle collisions, motorcycle crashes and "struck-by" incidents, while working along our nation's roadways. These 58 traffic-related fatalities are an increase of 38% compared to the 42 deaths during the same period last year. Tragically, struck-by fatalities have increased by an extraordinary 93% over last year.

In 2021, 84 officers died from felonious assaults including 61 officers who were killed by firearms,

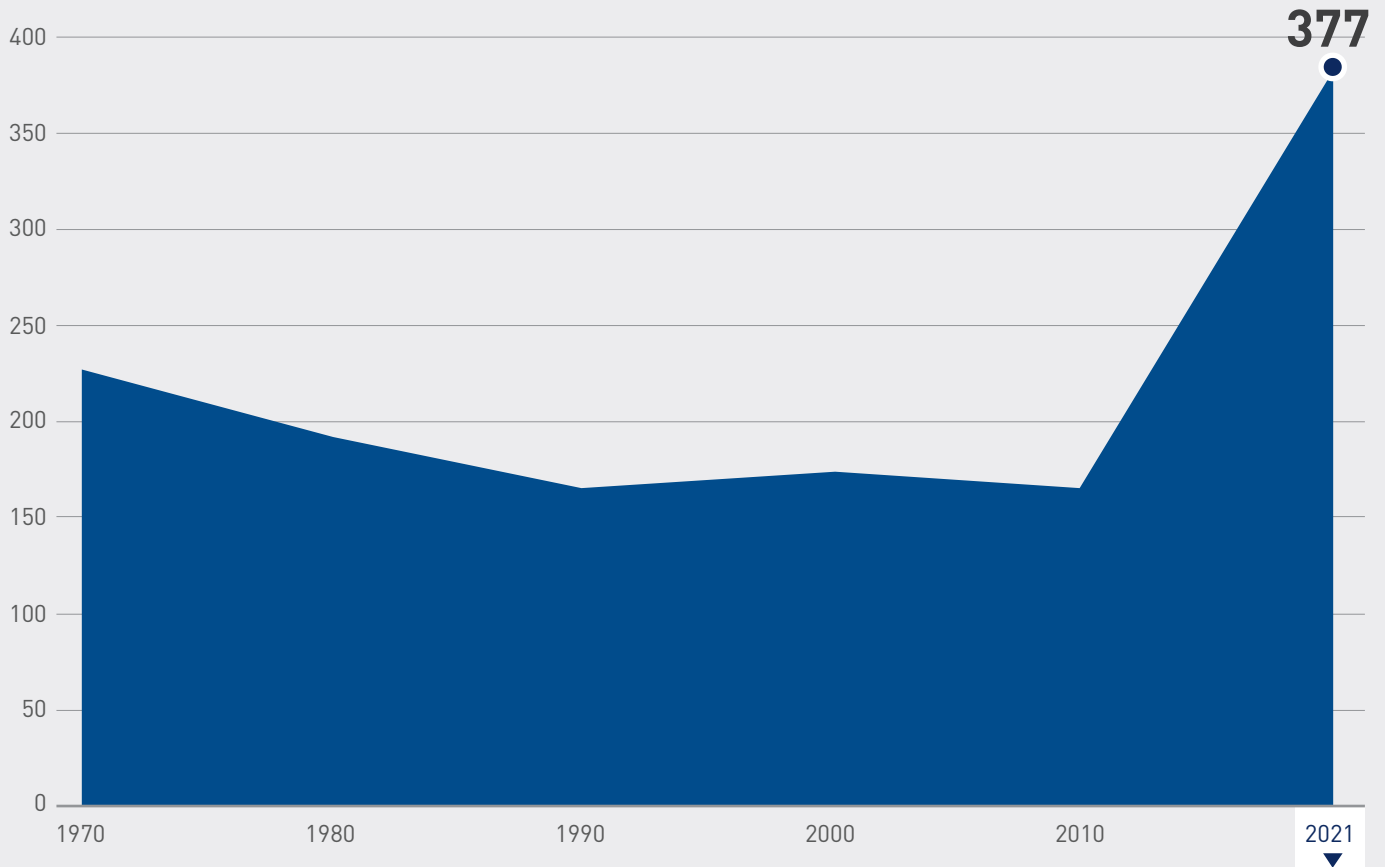
11 officers killed in struck-by traffic incidents, and 3 killed in auto crashes where the subject was either fleeing the police or an intoxicated driver was involved. In addition, 4 officers were beaten to death, 2 died from 9/11-related illnesses, and 3 officers were stabbed. The 61 officers killed feloniously by firearms represents a 36% increase over the 45 officers killed feloniously by firearms in 2020.

The leading circumstance of firearms fatalities were officers killed in ambush-style attacks. A total of 19 officers were killed in ambush attacks in 2021, a significant increase over only 6 such attacks in 2020.

**55%**

Law Enforcement
**Line-of-Duty
Deaths Up
Approximately
55 Percent
in 2021**

AVERAGE LAW ENFORCEMENT FATALITIES BY DECADE 1970 - 2021



The data and statistics contained in this report are preliminary and do not represent a final or complete list of individual officers who will be added to the National Law Enforcement Officers Memorial in 2022.

FIREARMS-RELATED FATALITIES

Of the 458 preliminary law enforcement line-of-duty deaths this year, firearms-related fatalities are the second leading cause of law enforcement deaths. **These deaths represent a 38% increase over the same period last year.**

Of the 62 firearms fatalities, 19 were ambushed and killed, 8 were investigating suspicious activities or persons, 7 were attempting an arrest, 7 were killed responding to domestic disturbance calls, which led to a tactical situation and an ambush, 7 disturbance calls, which led to a tactical situation, 3 were killed during traffic enforcement, which led to an ambush, 3 were fatally shot responding to burglary or robbery in-progress calls, 3 involved drug-related investigations, 2 were killed during tactical encounters, 2 were inadvertently and accidentally shot and killed, and 1 was killed during an encounter with a suicidal subject.

Handguns were the leading type of firearm used in fatal shootings of law enforcement officers in 2021. Of the 62 officer fatalities, 32 were killed with a handgun, 8 were killed by a rifle, 4 were killed with shotguns, and 1 was killed by the officer's own weapon. The type of firearm used in the remaining 17 fatalities is still under investigation or unknown at this time.

Of the 62 firearms-related fatalities, 8 occurred in the month of October making it the deadliest month for law enforcement in 2021. There were 7 firearms-related fatalities in each of the months of May and July, 6 each in February, August, and November, and 5 in March. There were 4 firearms-related fatalities each in the months of January, April, and September, 3 in December, and there were 2 firearms fatalities in the month of June 2021.

OFFICERS FALLEN: FIREARMS-RELATED



Sergeant
Joshua Bartlett
Lubbock County, Texas, S.O.

EOW: JULY 15, 2021

Sergeant Bartlett was **shot and killed** when he and other members of the SWAT team responded to a suspect with a gun who had barricaded himself in a home. Sergeant Bartlett was transported to the hospital and succumbed to his gunshot wounds. Three wounded officers were also transported to the hospital and treated for their injuries and released.



Supervisory Special Agent
Michael Gale Garbo
Drug Enforcement Administration

EOW: OCTOBER 4, 2021

Supervisory Special Agent Garbo was **shot and killed** while he and other regional task force members conducted an inspection for narcotics on an Amtrak train in Tucson, Arizona. During the inspection, a suspect pulled a handgun and killed Agent Garbo and two other agents were also wounded. The suspect died during the incident.



Deputy Sheriff
Lena Nicole Marshall
Jackson County, Georgia, S.O.

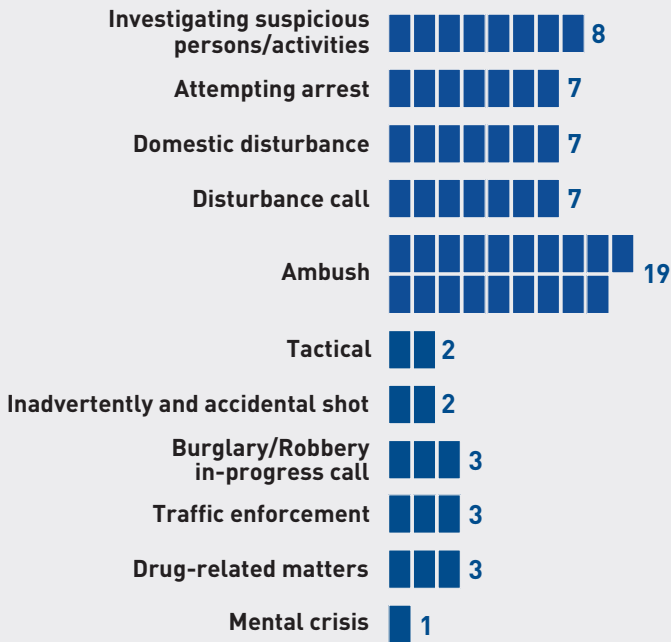
EOW: NOVEMBER 8, 2021

On November 5, 2021, Deputy Sheriff Marshall was **shot and critically wounded** while responding to a domestic disturbance call. As she and another deputy made contact with someone in the home at the door of the residence; a woman appeared in the doorway and opened fire on Deputy Marshall. Deputy Marshall's partner returned fire and killed the woman. Deputy Marshall was transported to the hospital where she succumbed to her gunshot wounds on November 8, 2021.

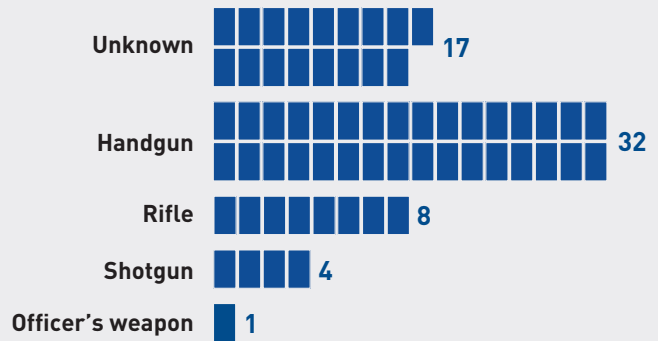
FIREARMS-RELATED FATALITIES

JANUARY 1 THROUGH DECEMBER 31

BY CIRCUMSTANCE




BY FIREARM TYPE



BY MONTH



AVERAGE BY DECADE*



*Average gunfire fatalities per decade

58

TRAFFIC-RELATED FATALITIES

There were 58 officers killed in traffic-related incidents in 2021, compared to 42 during the same period last year—a **38% increase**. Of the 58 traffic-related fatalities, 19 were automobile crashes involving a collision with another vehicle or fixed object, 9 were single-vehicle crashes, and 27 were struck-by fatalities. This year, 3 officers have been killed in motorcycle crashes, which is the same number of motorcycle crashes as in 2020.

Of particular concern for law enforcement is the sharp increase in struck-by incidents, where

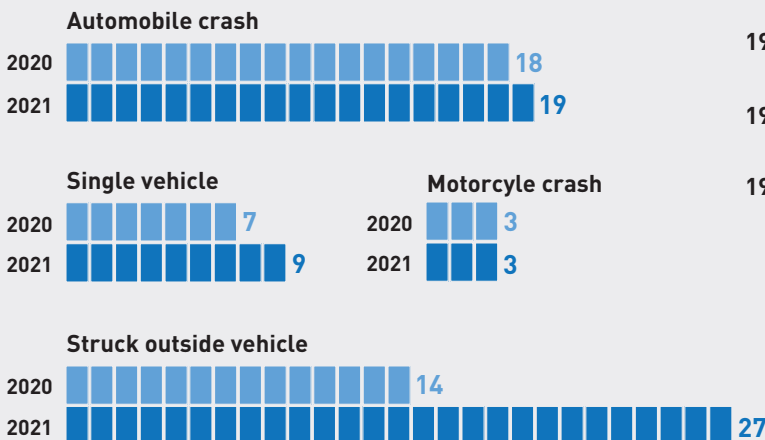
an officer was hit by a vehicle while outside of their patrol vehicle. In 2021, this was the leading circumstance for traffic-related officer fatalities. Many of these fatal struck-by crashes occurred while officers were investigating motor vehicle crashes or assisting motorists on the side of the road. **Struck-by fatalities represent an increase of 93% over this time last year.**

Compared to the average number of traffic-related fatalities per decade, 2021 is significantly higher than the past 10-year average (2010 – 2019).


TRAFFIC-RELATED FATALITIES

JANUARY 1 THROUGH DECEMBER 31

BY CIRCUMSTANCE



BY DECADE*



*Average per decade

OFFICERS FALLEN: TRAFFIC-RELATED



Staff Sergeant
Jesse Edward Sherrill
New Hampshire State Police
EOW: OCTOBER 28, 2021

Staff Sergeant Sherrill was **killed in an automobile crash** as he assisted a work crew with installing rumble strips on the shoulder of a highway. His patrol car was struck from behind by a tractor trailer. He was transported to the hospital where he succumbed to his injuries.




Senior Inspector
Jared McKane Keyworth
U.S. Marshals Service
EOW: OCTOBER 1, 2021

On September 28, 2021, Senior Inspector Keyworth sustained severe injuries in a **vehicle crash** while assisting in an enforcement mission with the U.S. Marshals Service near Florence, Mississippi. Senior Inspector Keyworth was transported to the hospital and succumbed to his injuries on October 1, 2021.



Police Officer
Kevin Dale Apple
Pea Ridge, Arkansas, P.D.
EOW: JUNE 26, 2021

Police Officer Apple was **struck and killed** while attempting to make contact with a suspect of a vehicle who was wanted for felony fleeing and felony theft. Officer Apple spotted the vehicle parked in a gas station parking lot and was intentionally struck while approaching the suspect's vehicle. The suspect was later arrested and charged with capital murder and other felonies.



Deputy Sheriff
Thomas Patrick Barnes
Jefferson Davis County,
Mississippi, S.O.
EOW: APRIL 10, 2021

Deputy Sheriff Barnes sustained fatal injuries in a single **vehicle crash** as he responded to a call for assistance from another agency. Deputy Barnes was attempting to pass a car, with emergency lights and siren activated, when he lost control of his patrol vehicle and struck a tree.

OTHER CAUSES AND FATALITIES (NON-COVID RELATED)

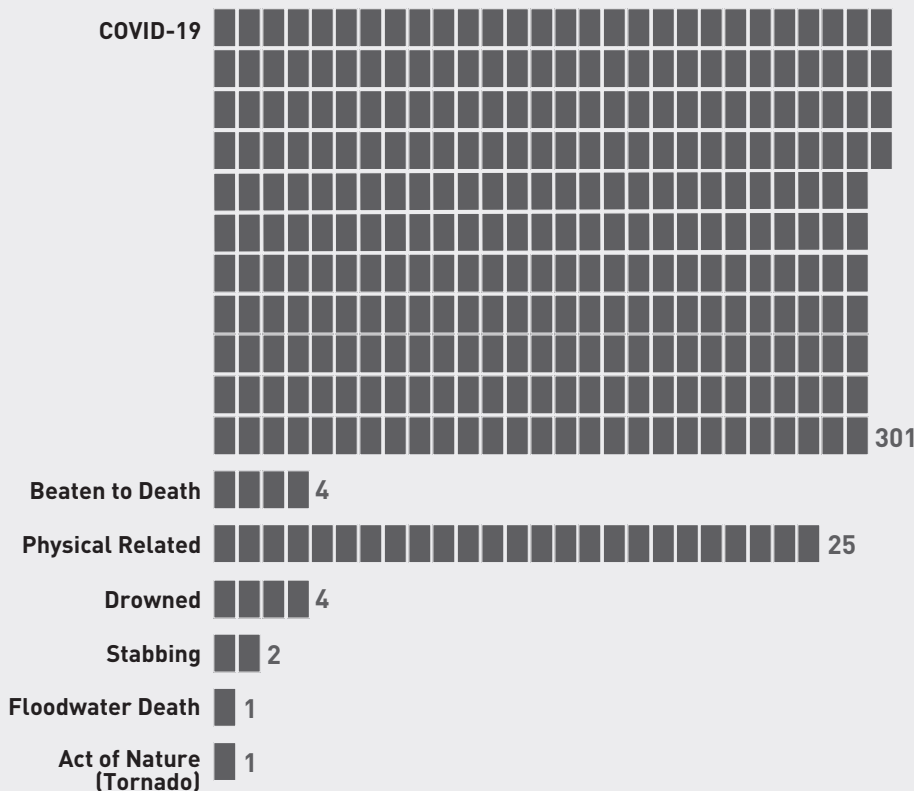
The single largest category of officer fatalities in this report is the “Other” category, which contains a wide variety of health-related deaths and other line-of-duty fatalities. There are 338 officers included in the Other category, including Covid-19, which is discussed in detail in this report.

In 2021, the largest sub-section of the Other category is Covid-19-related fatalities, as 301 officers have succumbed to the virus so far this year. It has been reported to NLEOMF that these officers have died due to direct exposure to the virus during the commission of their official duties.


Preliminary data reveals that 338 officers died of other causes in 2021, compared to 208 line-of-duty fatalities in this category last year during this same period. This represents a 63% increase in fatalities in the “Other” category over 2020. The non-Covid-related fatalities in this category include 25 officers who died in the line of duty from health-related illnesses, such as heart attacks, strokes, and 9/11-related illnesses. In addition, 4 officers were beaten and 4 officers drowned in 2021. There were 2 officers stabbed to death, 1 was killed when their patrol vehicle was swept away by floodwaters, and 1 was killed in a tornado.

OTHER CAUSES OF FATALITIES JANUARY 1 THROUGH DECEMBER 31

BY CIRCUMSTANCE



BY DECADE



OFFICERS FALLEN: OTHER CAUSES



Sergeant
Brian Erik Mohl

Connecticut State Police

EOW: SEPTEMBER 2, 2021

Sergeant Mohl died of **blunt force trauma** after his patrol car was swept away in **flood waters** while patrolling an area during heavy rainstorms. Sergeant Mohl was checking water levels in the area due to severe rain after Hurricane Ida when his patrol car was carried off the roadway.



Captain
David Edwin Macalpine

New Hanover County,
North Carolina, S.O.

EOW: SEPTEMBER 17, 2021

Captain MacAlpine contracted COVID-19 during the commission of his job duties and succumbed to **complications of COVID-19** on September 17, 2021.



Lieutenant
Eugene Lasco

Indiana Department of
Corrections

EOW: FEBRUARY 21, 2021

Lieutenant Lasco was **stabbed to death** by an inmate at the Indiana State Prison as he attempted to assist another officer who was being stabbed and attacked. Both officers were transported to the hospital where Lieutenant Lasco succumbed to his injuries.



Correctional Officer
Robert Levi McFarland

Iowa Department of Corrections

EOW: MARCH 23, 2021

Correctional Officer McFarland was **assaulted and beaten to death**, along with another corrections employee, Nurse Schulte, by two inmates at the Anamosa State Penitentiary in the state of Iowa. The two inmates were attempting to escape and eventually were subdued. Other corrections employees were injured during the incident. Both inmates were subsequently charged with first-degree murder, attempted murder, and abduction.



Deputy Sheriff
William Henry Smith, Jr

Baldwin County, Alabama, S.O.

EOW: JUNE 6, 2021

Deputy Sheriff Smith was assigned to the Beach Patrol Unit and **drowned while responding to a swimmer in distress call**. Deputy Smith and another deputy entered the water and were drawn into deeper waters. The swimmers were rescued; however, Deputy Smith was transported to the hospital where he was pronounced dead, and the other deputy was treated and released.

301

COVID-19-RELATED DEATHS (IN OTHER CATEGORY)

Of the 458 confirmed law enforcement line-of-duty deaths from January 1, 2021 – December 31, 2021, **Covid-19-related fatalities are the leading cause of law enforcement deaths.**

Preliminary reports submitted to the National Law Enforcement Officers Memorial Fund demonstrate that the ongoing Covid-19 pandemic has claimed more law enforcement lives than any single category in this report.

To date, 301 Covid-19-related fatalities have been identified by NLEOMF and/or reported by departments, and it is anticipated that a significant number have yet to be reported by agencies. To properly identify these cases, NLEOMF and its Covid-19 Task Force is working with federal, state, tribal and local agencies to determine whether officers experienced direct exposure to individuals with Covid-19 while they were performing in their official law

enforcement capacity. There are cases where it cannot be determined whether there was direct contact with a Covid-positive individual while performing in their official capacity; therefore, a determination needs to be made whether it is more likely than not that the officer contracted Covid-19 during the commission of their official job duties. If officers were exposed to the virus and succumbed to its effects, they will then be included in the “Other Causes” category of line-of-duty deaths and officially counted as law enforcement fatalities.

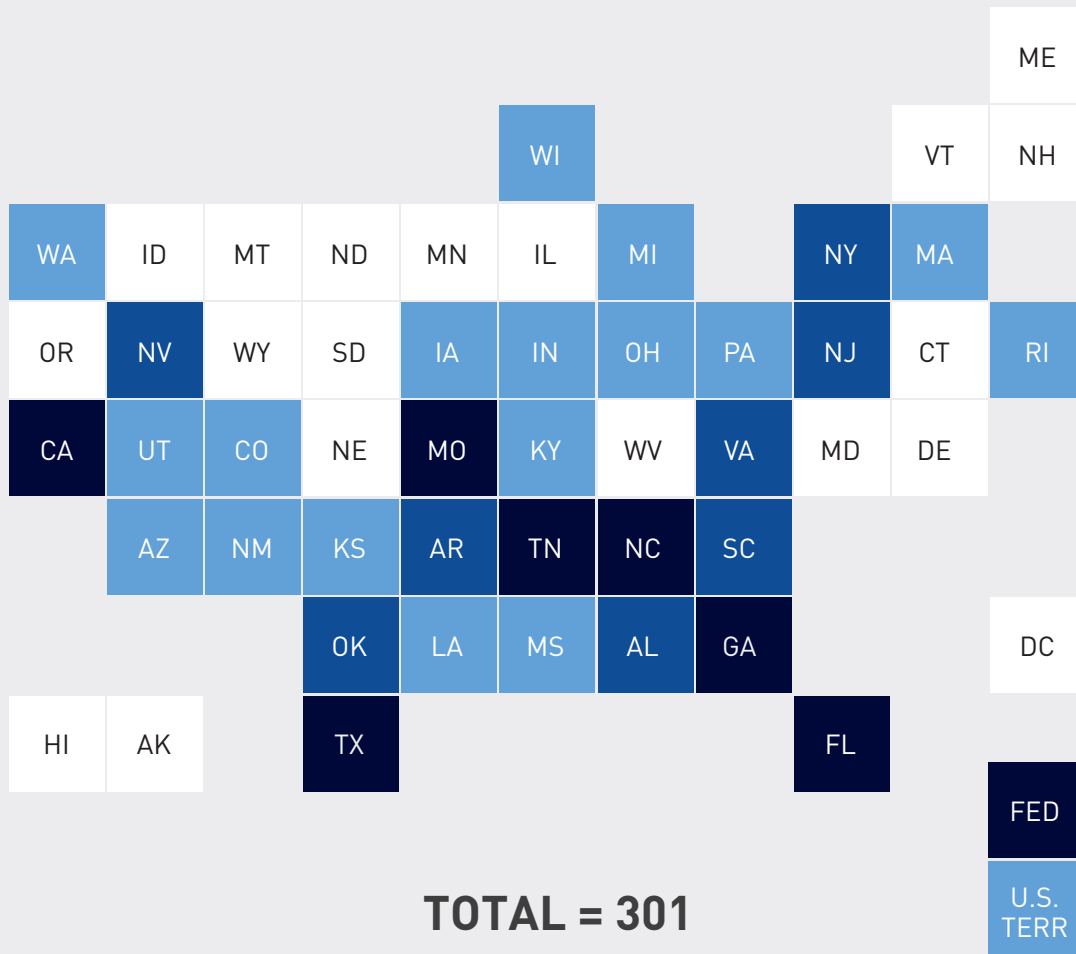
Law enforcement officers nationwide continue to be exposed to the Covid-19 virus in the course of their daily assignments; therefore, the number of line-of-duty deaths is sadly ever-increasing.

↑ **65%**


Covid-19-Related Law Enforcement Fatalities have **Increased 65% over this time Last Year.**

COVID-19 FATALITIES BY STATE

JANUARY 1 THROUGH DECEMBER 31



Number of Fatalities:



► 18 States and DC had zero COVID-19-related fatalities

DEMOGRAPHICS OF FATALITIES

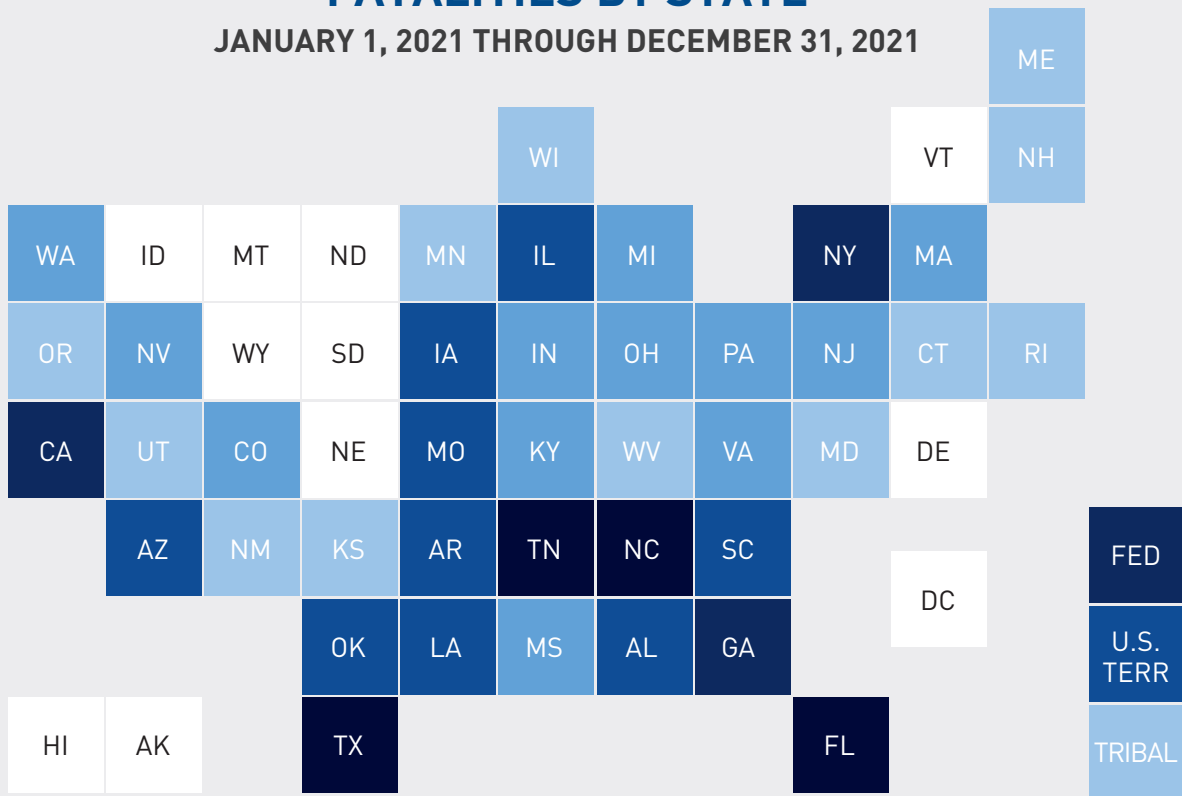
In 2021, Texas experienced the largest number of law enforcement officer fatalities of all U.S. states with 84 line-of-duty deaths. Florida had the second highest number with 52 officer deaths, and Georgia experienced 39 officer deaths. California had 24 officer deaths, North Carolina had 21, and Tennessee had 18. In addition, 45 federal officers, 7 Territorial

officers, and 3 tribal officers died in the line of duty this year. Only 10 states and the District of Columbia did not lose an officer this year.

There were 417 male officers killed in the line of duty, and 41 female officers. The average age of the fallen officers is 48, with 17 years of service. On average, officers left behind two children.

FATALITIES BY STATE

JANUARY 1, 2021 THROUGH DECEMBER 31, 2021

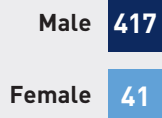


Number of Fatalities: **16+** **11-15** **7-10** **4-6** **1-3** **0** ▶ 11 States and DC had zero fatalities

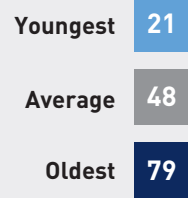
FATALITIES BY DEMOGRAPHIC

JANUARY 1 THROUGH DECEMBER 31

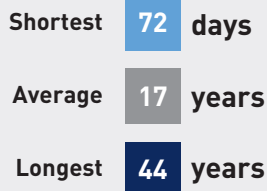
GENDER




AGE




TOUR OF DUTY LENGTH



NUMBER OF CHILDREN



JURISDICTION



NATIONAL LAW ENFORCEMENT OFFICERS MEMORIAL

HONOR, RESPECT, REMEMBER

OFFICIAL NAMES FROM JANUARY 1, 2021 – DECEMBER 31, 2021

A place of honor, the National Law Enforcement Officers Memorial features the names of the Official Line-of-Duty Fallen Heroes who have made the ultimate sacrifice. Here, you may search for those who have been so honored – those whose names are engraved on the Memorial walls to be remembered and revered forever.

Since 1786, nearly 23,000 law enforcement officers have died in the line of duty. The National Law Enforcement Officers Memorial ensures that those who gave their lives to protect and serve their communities are remembered for generations to come, while providing a place where survivors can spend a quiet moment paying tribute to their loved ones.

The National Law Enforcement Officers Memorial Fund, the nation's leading organization that memorializes law enforcement heroes who die in the line of duty, offers an official monthly announcement sharing the number of fallen who have been through its stringent review process to be added to the Memorial. As of December 31, 2021, 220 law enforcement officers whose end-of-watch date was in 2021 have been given this designation of Official Line-of-Duty Fallen Heroes and will be added to the Memorial in 2022. Please note that cases are still being processed and more officers will be included in 2022. For updates, visit [NLEOMF.org](https://www.nleomf.org)







444 E Street, NW
Washington, DC 20001
www.LawMemorial.org
info@nleomf.org