





### Measures

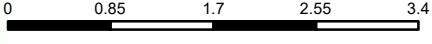
-  Non-Structural
-  Inlet Closure
-  Bay Closure


## Shark River and Coastal Lakes Region Alternative 2A

### New Jersey Back Bays Study



Scale In Miles





US Army Corps  
of Engineers  
Philadelphia District

