





Measures


-  Non-Structural
-  Inlet Closure
-  Bay Closure

Tentatively Selected Plan New Jersey Back Bays Study




N

Scale In Miles



0 6 12 18 24 30



US Army Corps
of Engineers
Philadelphia District

