

Enrollment Verification



A Guide for Affected Post-9/11 GI Bill® Students

Most Post-9/11 GI Bill students who receive Monthly Housing Allowance (MHA) and/or kicker payments are required to verify enrollment at the end of each month. Utilize this infographic to learn how to verify your enrollment.

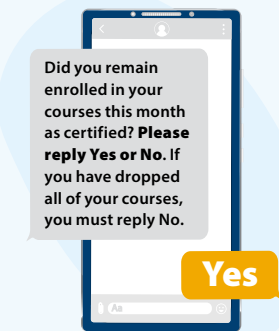
Step 1 Opt-In



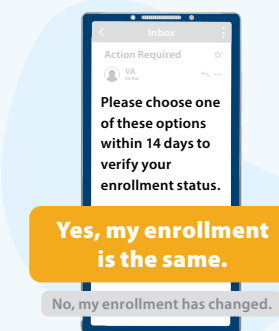
For a quick and easy experience, **VA highly recommends using text message verification.** When your enrollment is processed by VA, you will receive a text message from VA to opt into text message verification.

- ▶ **Reply “YES” to opt-in.** Within 24 hours, you will receive a text confirming you have opted in.
 - The text message link will expire in **14 days**. After that, you will be automatically enrolled in email verification.
- ▶ If you **reply “NO”** or cannot receive texts, you will be automatically enrolled in email verification.
- ▶ You don’t need to opt in again for future terms unless you change your mobile phone number.

Step 2 Verify



OR



Text: On the last day of each month, you will receive a text message requesting enrollment verification for that month.

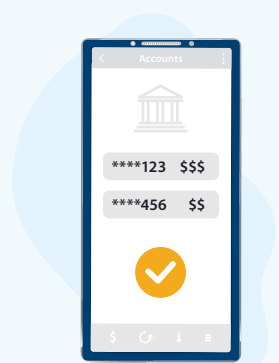
- ▶ **Reply “YES” to verify your enrollment.** Within 24 hours, you will receive a text confirming you have verified your enrollment.
 - If you don’t reply within **6 days**, the conversation will close and you will need to call the **Education Call Center (ECC) at 1-888-GIBILL-1 (1-888-442-4551)** to verify your enrollment.
- ▶ If your enrollment status has changed, **reply “NO.”** Please contact your School Certifying Official (SCO) to ensure your enrollment record with VA has been adjusted.

Email: If you opted out of text messages and/or have enrolled in email verification, **on the last day of each month**, you will receive an email requesting enrollment verification for that month.

- ▶ **Select “Yes, my enrollment is the same”** to verify your enrollment.
 - If you don’t select a response within **14 days**, the conversation will close and you will need to call the ECC to verify your enrollment.
- ▶ If your enrollment status has changed, **select “No, my enrollment has changed.”** Please contact your SCO to ensure your enrollment record with VA has been adjusted.

NOTE: To find your SCO, go to the [GI Bill Comparison Tool](#) and search for your school.

Step 3 Payments



If you verify enrollment each month and still qualify to receive MHA and/or kicker benefits, your payments will continue uninterrupted.



If you fail to verify for two consecutive months, your MHA and/or kicker will be placed on hold. You will need to call the ECC to verify your enrollment and have your payments released.

Visit our [website](#) and [FAQs](#) to learn more.
Stay tuned for more details in the coming months.

