



# SUPPORT OF MILITARY FAMILIES

# 2021



Click on a state name to find the results for the installations in that state

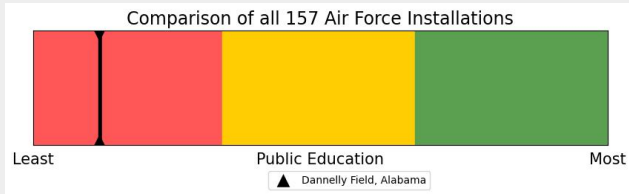


# Support of Military Families - 2021

## Dannelly Field, Alabama

### Public Education\*

2019 2021



KEY: ■ < 33.3% ■ < 66.6% ■ (Percentile):

### Academic Performance Criteria

2019 2021



Graduation Rate



Student Learning Rate



### School Climate Criteria



Chronic Absenteeism Rate



Suspension Rate



### Service Offering Criteria



Pre-Kindergarten Availability



Student to Counselor Ratio



Student to Mental Health Support Ratio



Student to Nurse Ratio



Student to Teacher Ratio



Data Source	Most Recent Survey Time Period Utilized	Date Last Updated
Department of Education - Civil Rights Data Collection District and School Data	SY 2017-2018	October 2020
Department of Education - EDFacts Graduation Rates (District and School Level)	SY 2018-2019	November 2020
Department of Education - National center for Education Statistics Common Core of Data Public Elementary/ Secondary School Universe Survey Data	SY 2019-2020	March 2021
Department of Education - National Center of Education Statistics Common Core of Data (School Search)	SY 2018-19 School Details and Enrollment Characteristics	April 2020
	SY 2019-20 School Directory Information	July 2020
Center for Education Policy Analysis: Stanford Education Data Archive (SEDA)	SY 2008-2009 through SY 2017-2018	February 2021

\* Public Education is Compiled using 60% Academic Performance, 20% School Climate, and 20% Service Offering.

### Licensure Portability

2019 2021



Accounting



Cosmetology



EMS



Engineering



Law



Nursing



Physical Therapy



Psychology



Teaching



Other Professions



Data Source	Most Recent Survey Time Period Utilized	Date Last Updated
State Laws, State Executive Orders, State Bar and Supreme Court Rules (Licensure)	Through Dec. 2021	Dec. 31, 2021

### Areas Requiring Additional Support

#### Public Education

Growth Measure



Suspension Rate



Mental Health Support



#### Licensure Language

Statute excludes several other occupations

#### Profession

Other Professions



# Support of Military Families - 2021

## Dannelly Field, Alabama

### Education and Licensure Assessment Narrative

#### Public Education:

(This assessment is a comparative analysis using colors to graphically display results for all criteria and categories. The colors are assigned using percentiles, divided into thirds, to provide information about a location's relative position compared to all other Department of the Air Force installations assessed)

- Dannelly Field, Alabama received an overall red rating for public education as it fell within the bottom 33 percent of all Air Force installations assessed
- The areas with the lowest relative ranking which require additional state/community support include Growth Measure, Suspension Rate, and Student to Mental Health Professional Ratio
- Change from 2019: Dannelly Field, Alabama's overall education rating did not shift from 2019.

#### Licensure Portability:

- The State of Alabama received an overall yellow assessment for licensure portability indicating State statutes (primarily Al. Code 1975 § 31-1-6) contain barriers to licensure and certification portability for military spouses. This assessment is driven by Alabama's substantial equivalence requirement that allows acceptance of another state's license if the requirements for obtaining the license are sufficiently similar to their own State's requirements and precludes acceptance if the requirements are not similar. Additionally, statute excludes several occupations from license portability
- Although Alabama has enacted legislation to join the Physical Therapy Compact, as of the time of this assessment, the compact benefits are not yet being provided to military spouses as additional requirements need to be met in order for Alabama to fully receive all of the compact privileges
- There are no barriers to Law and Nursing professions due to their favorable military spouse legislation for lawyers and inclusion in the Nursing Compact
- If you have additional information or recently made changes to your State's licensure statutes, you can send the updated information to [SAF.MRR.Workflow@us.af.mil](mailto:SAF.MRR.Workflow@us.af.mil) for consideration and potential changes to the assessment
- Change from 2019: No change from the 2019 assessment although new legislation was passed improving the licensing process for the Teaching profession, joining the Psychology Interjurisdictional Compact, the Audiology/Speech-Language Pathology Interstate Compact, and the Physical Therapy Licensure Compact

#### Additional Notes:

- The education assessment cross references zip codes within the Military Housing Area (MHA) with zip codes of schools in the surrounding districts. Those school districts with zip codes that fall within the MHA of an installation are included in the analysis. In some locations, school district composition may have changed slightly due to the use of updated District IDs obtained from the Department of Education
- Graduation rates reflect a 4-year graduation, which was determined to be the expectation of Airmen, Guardians, and their families due to frequency of relocation
- The licensure assessment uses a checklist of licensure rules that states should have, and that they should avoid. For example, having a compact or temporary licensing rule and NOT having supervisory requirements are checklist items that lead to green. The Department of the Air Force reviewed state policies and programs intended to eliminate barriers to license portability for military spouses that were in effect as of 31 Dec. 2021

For additional information on Education and Licensure assessment criteria, methodology and data sources, please see the Support of Military Families Background Information provided at [www.af.mil](http://www.af.mil) under the Support to Families banner. All questions and feedback should be directed to [SAF.MRR.Workflow@us.af.mil](mailto:SAF.MRR.Workflow@us.af.mil).

# Dannelly Field, Alabama

## School Districts Map

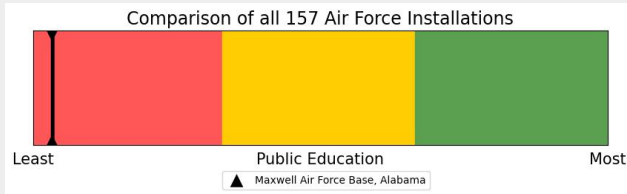


# Support of Military Families - 2021

## Maxwell Air Force Base, Alabama

### Public Education\*

2019 2021



KEY: ■ < 33.3% ≤ ■ < 66.6% ≤ ■ (Percentile):

### Academic Performance Criteria

2019 2021



Graduation Rate ■ ■

Student Learning Rate ■ ■

### School Climate Criteria



Chronic Absenteeism Rate ■ ■

Suspension Rate ■ ■

### Service Offering Criteria



Pre-Kindergarten Availability ■ ■

Student to Counselor Ratio ■ ■

Student to Mental Health Support Ratio ■ ■

Student to Nurse Ratio ■ ■

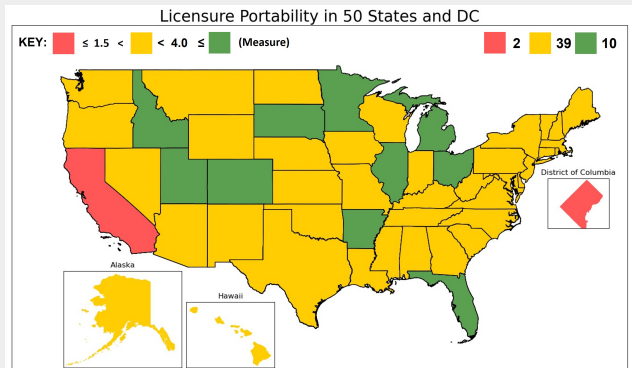
Student to Teacher Ratio ■ ■

Data Source	Most Recent Survey Time Period Utilized	Date Last Updated
Department of Education - Civil Rights Data Collection District and School Data	SY 2017-2018	October 2020
Department of Education - EDFacts Graduation Rates (District and School Level)	SY 2018-2019	November 2020
Department of Education - National center for Education Statistics Common Core of Data Public Elementary/ Secondary School Universe Survey Data	SY 2019-2020	March 2021
Department of Education - National Center of Education Statistics Common Core of Data (School Search)	SY 2018-19 School Details and Enrollment Characteristics	April 2020
	SY 2019-20 School Directory Information	July 2020
Center for Education Policy Analysis: Stanford Education Data Archive (SEDA)	SY 2008-2009 through SY 2017-2018	February 2021

\* Public Education is Compiled using 60% Academic Performance, 20% School Climate, and 20% Service Offering.

### Licensure Portability

2019 2021



Accounting ■ ■

Cosmetology ■ ■

EMS ■ ■

Engineering ■ ■

Law ■ ■

Nursing ■ ■

Physical Therapy ■ ■

Psychology ■ ■

Teaching ■ ■

Other Professions ■ ■

Data Source	Most Recent Survey Time Period Utilized	Date Last Updated
State Laws, State Executive Orders, State Bar and Supreme Court Rules (Licensure)	Through Dec. 2021	Dec. 31, 2021

### Areas Requiring Additional Support

#### Public Education

Growth Measure ■

Suspension Rate ■

Mental Health Support ■

#### Licensure Language

Statute excludes several other occupations ■

#### Profession

Other Professions ■

# Support of Military Families - 2021

## Maxwell Air Force Base, Alabama

### Education and Licensure Assessment Narrative

#### Public Education:

(This assessment is a comparative analysis using colors to graphically display results for all criteria and categories. The colors are assigned using percentiles, divided into thirds, to provide information about a location's relative position compared to all other Department of the Air Force installations assessed)

- Maxwell Air Force Base, Alabama received an overall red rating for public education as it fell within the bottom 33 percent of all Air Force installations assessed

- The areas with the lowest relative ranking which require additional state/community support include Growth Measure, Suspension Rate, and Student to Mental Health Professional Ratio

- Change from 2019: Maxwell Air Force Base, Alabama's overall education rating did not shift from 2019.

#### Licensure Portability:

- The State of Alabama received an overall yellow assessment for licensure portability indicating State statutes (primarily Al. Code 1975 § 31-1-6) contain barriers to licensure and certification portability for military spouses. This assessment is driven by Alabama's substantial equivalence requirement that allows acceptance of another state's license if the requirements for obtaining the license are sufficiently similar to their own State's requirements and precludes acceptance if the requirements are not similar. Additionally, statute excludes several occupations from license portability

- Although Alabama has enacted legislation to join the Physical Therapy Compact, as of the time of this assessment, the compact benefits are not yet being provided to military spouses as additional requirements need to be met in order for Alabama to fully receive all of the compact privileges

- There are no barriers to Law and Nursing professions due to their favorable military spouse legislation for lawyers and inclusion in the Nursing Compact

- If you have additional information or recently made changes to your State's licensure statutes, you can send the updated information to [SAF.MRR.Workflow@us.af.mil](mailto:SAF.MRR.Workflow@us.af.mil) for consideration and potential changes to the assessment

- Change from 2019: No change from the 2019 assessment although new legislation was passed improving the licensing process for the Teaching profession, joining the Psychology Interjurisdictional Compact, the Audiology/Speech-Language Pathology Interstate Compact, and the Physical Therapy Licensure Compact

#### Additional Notes:

- The education assessment cross references zip codes within the Military Housing Area (MHA) with zip codes of schools in the surrounding districts. Those school districts with zip codes that fall within the MHA of an installation are included in the analysis. In some locations, school district composition may have changed slightly due to the use of updated District IDs obtained from the Department of Education

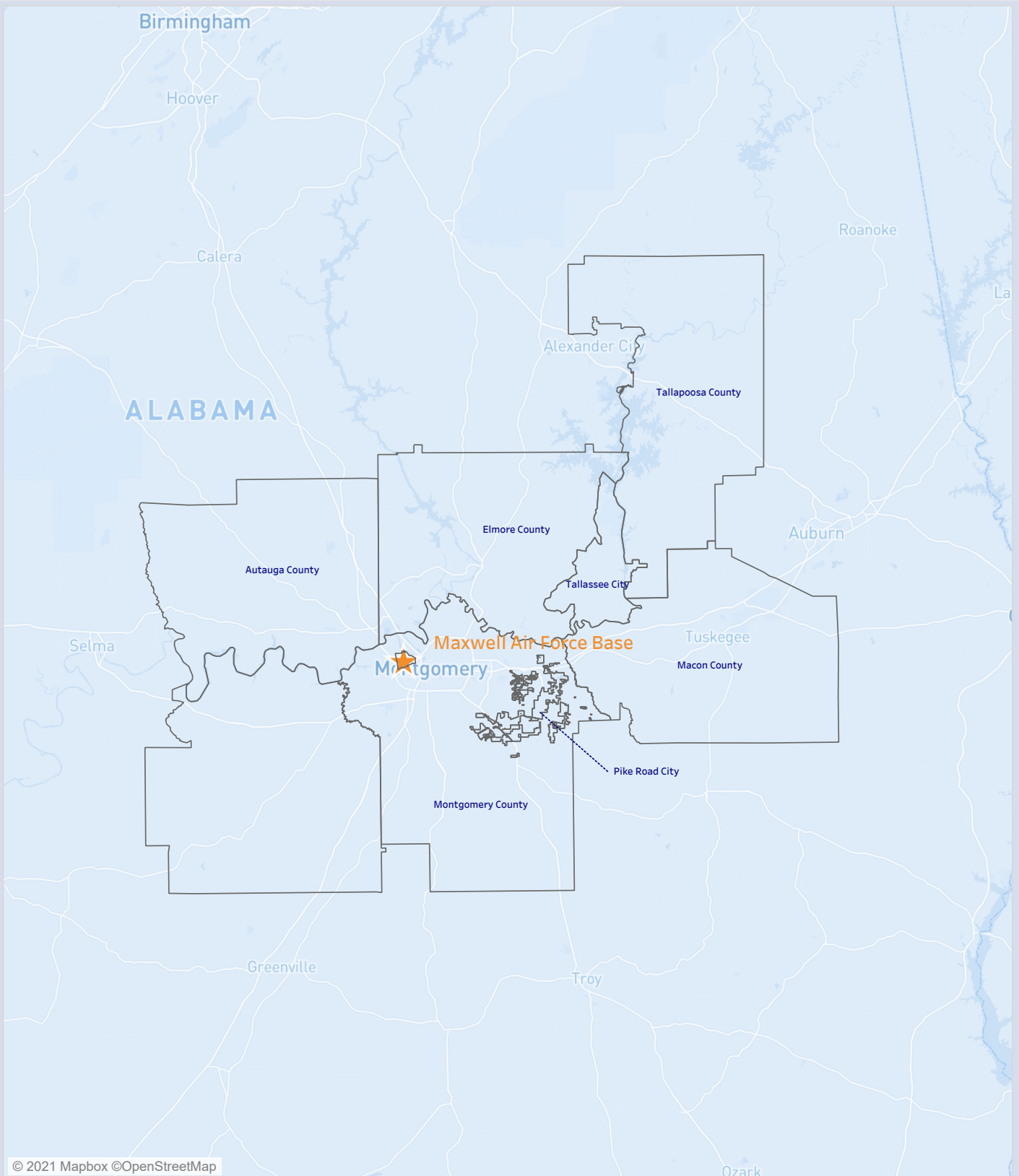
- Graduation rates reflect a 4-year graduation, which was determined to be the expectation of Airmen, Guardians, and their families due to frequency of relocation

- The licensure assessment uses a checklist of licensure rules that states should have, and that they should avoid. For example, having a compact or temporary licensing rule and NOT having supervisory requirements are checklist items that lead to green. The Department of the Air Force reviewed state policies and programs intended to eliminate barriers to license portability for military spouses that were in effect as of 31 Dec. 2021

For additional information on Education and Licensure assessment criteria, methodology and data sources, please see the Support of Military Families Background Information provided at [www.af.mil](http://www.af.mil) under the Support to Families banner. All questions and feedback should be directed to [SAF.MRR.Workflow@us.af.mil](mailto:SAF.MRR.Workflow@us.af.mil).

# Maxwell Air Force Base, Alabama

## School Districts Map




# Support of Military Families - 2021

## Sumpter Smith Air National Guard Base, Alabama

### Public Education\*

2019 2021



KEY: ■ < 33.3% ≤ ■ < 66.6% ≤ ■ (Percentile):

### Academic Performance Criteria

2019 2021



Graduation Rate ■ ■

Student Learning Rate ■ ■

### School Climate Criteria



Chronic Absenteeism Rate ■ ■

Suspension Rate ■ ■

### Service Offering Criteria



Pre-Kindergarten Availability ■ ■

Student to Counselor Ratio ■ ■

Student to Mental Health Support Ratio ■ ■

Student to Nurse Ratio ■ ■

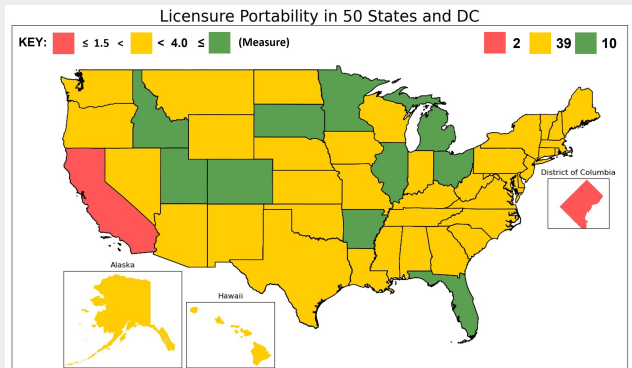
Student to Teacher Ratio ■ ■

Data Source	Most Recent Survey Time Period Utilized	Date Last Updated
Department of Education - Civil Rights Data Collection District and School Data	SY 2017-2018	October 2020
Department of Education - EDFacts Graduation Rates (District and School Level)	SY 2018-2019	November 2020
Department of Education - National center for Education Statistics Common Core of Data Public Elementary/ Secondary School Universe Survey Data	SY 2019-2020	March 2021
Department of Education - National Center of Education Statistics Common Core of Data (School Search)	SY 2018-19 School Details and Enrollment Characteristics	April 2020
	SY 2019-20 School Directory Information	July 2020
Center for Education Policy Analysis: Stanford Education Data Archive (SEDA)	SY 2008-2009 through SY 2017-2018	February 2021

\* Public Education is Compiled using 60% Academic Performance, 20% School Climate, and 20% Service Offering.

### Licensure Portability

2019 2021



Accounting ■ ■

Cosmetology ■ ■

EMS ■ ■

Engineering ■ ■

Law ■ ■

Nursing ■ ■

Physical Therapy ■ ■

Psychology ■ ■

Teaching ■ ■

Other Professions ■ ■

Data Source	Most Recent Survey Time Period Utilized	Date Last Updated
State Laws, State Executive Orders, State Bar and Supreme Court Rules (Licensure)	Through Dec. 2021	Dec. 31, 2021

### Areas Requiring Additional Support

#### Public Education

Mental Health Support ■

Suspension Rate ■

Growth Measure ■

#### Licensure Language

Statute excludes several other occupations ■

#### Profession

Other Professions ■



# Support of Military Families - 2021

## Sumpter Smith Air National Guard Base, Alabama

### Education and Licensure Assessment Narrative

#### Public Education:

(This assessment is a comparative analysis using colors to graphically display results for all criteria and categories. The colors are assigned using percentiles, divided into thirds, to provide information about a location's relative position compared to all other Department of the Air Force installations assessed)

- Sumpter Smith Air National Guard Base, Alabama received an overall yellow rating for public education as it fell within the middle 33 percent of all Air Force installations assessed

- The areas with the lowest relative ranking which require additional state/community support include Student to Mental Health Professional Ratio, Suspension Rate, and Growth Measure

- Change from 2019: Sumpter Smith Air National Guard Base, Alabama's overall education rating did not shift from 2019.

#### Licensure Portability:

- The State of Alabama received an overall yellow assessment for licensure portability indicating State statutes (primarily Al. Code 1975 § 31-1-6) contain barriers to licensure and certification portability for military spouses. This assessment is driven by Alabama's substantial equivalence requirement that allows acceptance of another state's license if the requirements for obtaining the license are sufficiently similar to their own State's requirements and precludes acceptance if the requirements are not similar. Additionally, statute excludes several occupations from license portability

- Although Alabama has enacted legislation to join the Physical Therapy Compact, as of the time of this assessment, the compact benefits are not yet being provided to military spouses as additional requirements need to be met in order for Alabama to fully receive all of the compact privileges

- There are no barriers to Law and Nursing professions due to their favorable military spouse legislation for lawyers and inclusion in the Nursing Compact

- If you have additional information or recently made changes to your State's licensure statutes, you can send the updated information to [SAF.MRR.Workflow@us.af.mil](mailto:SAF.MRR.Workflow@us.af.mil) for consideration and potential changes to the assessment

- Change from 2019: No change from the 2019 assessment although new legislation was passed improving the licensing process for the Teaching profession, joining the Psychology Interjurisdictional Compact, the Audiology/Speech-Language Pathology Interstate Compact, and the Physical Therapy Licensure Compact

#### Additional Notes:

- The education assessment cross references zip codes within the Military Housing Area (MHA) with zip codes of schools in the surrounding districts. Those school districts with zip codes that fall within the MHA of an installation are included in the analysis. In some locations, school district composition may have changed slightly due to the use of updated District IDs obtained from the Department of Education

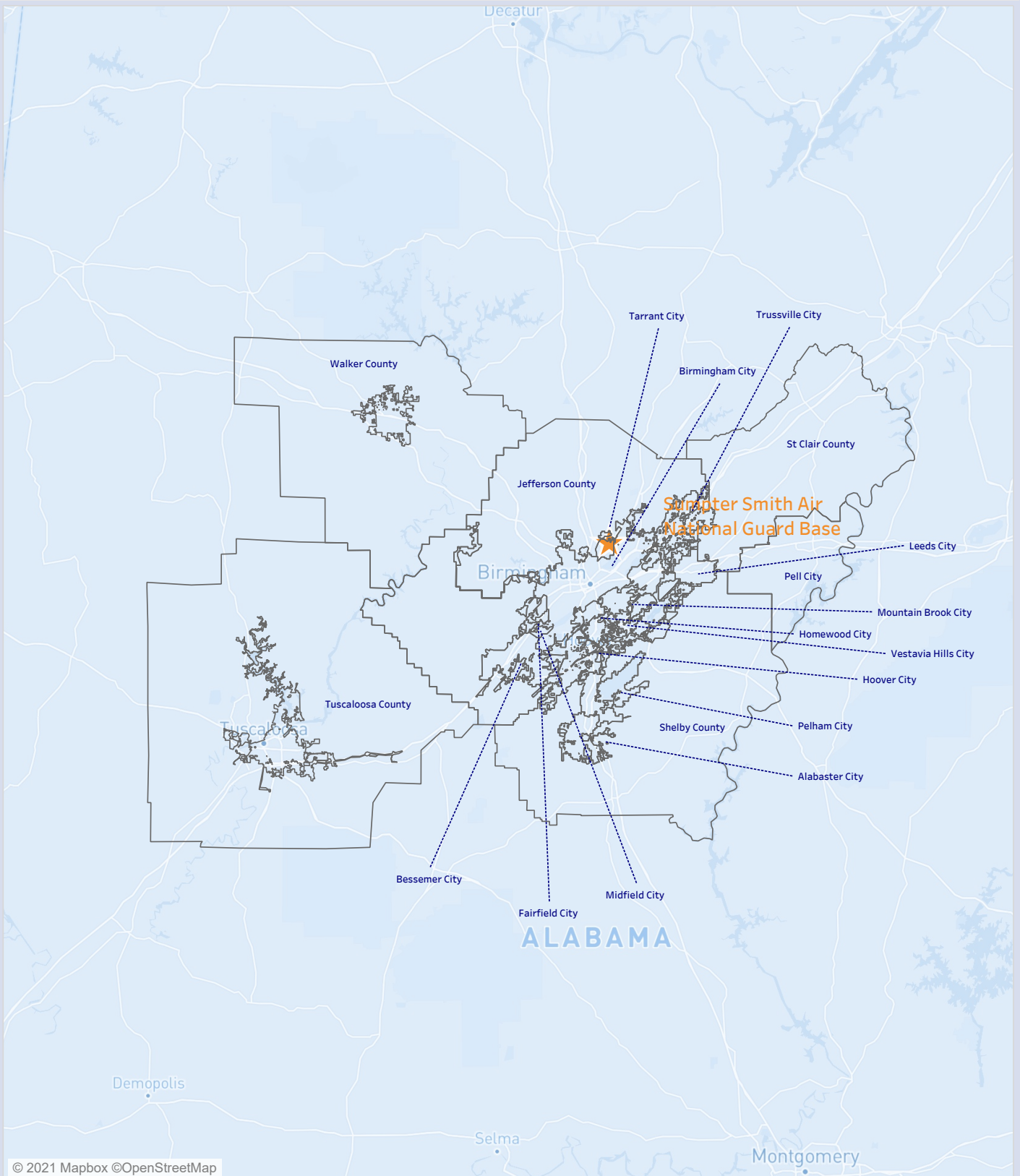
- Graduation rates reflect a 4-year graduation, which was determined to be the expectation of Airmen, Guardians, and their families due to frequency of relocation

- The licensure assessment uses a checklist of licensure rules that states should have, and that they should avoid. For example, having a compact or temporary licensing rule and NOT having supervisory requirements are checklist items that lead to green. The Department of the Air Force reviewed state policies and programs intended to eliminate barriers to license portability for military spouses that were in effect as of 31 Dec. 2021

For additional information on Education and Licensure assessment criteria, methodology and data sources, please see the Support of Military Families Background Information provided at [www.af.mil](http://www.af.mil) under the Support to Families banner. All questions and feedback should be directed to [SAF.MRR.Workflow@us.af.mil](mailto:SAF.MRR.Workflow@us.af.mil).

# Sumpter Smith Air National Guard Base, Alabama

## School Districts Map




# Support of Military Families - 2021

## Clear Space Force Station, Alaska

### Public Education\*

2019 2021



KEY: ■ < 33.3% ≤ ■ < 66.6% ≤ ■ (Percentile):

### Academic Performance Criteria

2019 2021



Graduation Rate



Student Learning Rate



### School Climate Criteria



Chronic Absenteeism Rate



Suspension Rate



### Service Offering Criteria



Pre-Kindergarten Availability



Student to Counselor Ratio



Student to Mental Health Support Ratio



Student to Nurse Ratio



Student to Teacher Ratio



Data Source	Most Recent Survey Time Period Utilized	Date Last Updated
Department of Education - Civil Rights Data Collection District and School Data	SY 2017-2018	October 2020
Department of Education - ED Facts Graduation Rates (District and School Level)	SY 2018-2019	November 2020
Department of Education - National center for Education Statistics Common Core of Data Public Elementary/ Secondary School Universe Survey Data	SY 2019-2020	March 2021
Department of Education - National Center of Education Statistics Common Core of Data (School Search)	SY 2018-19 School Details and Enrollment Characteristics SY 2019-20 School Directory Information	April 2020 July 2020
Center for Education Policy Analysis: Stanford Education Data Archive (SEDA)	SY 2008-2009 through SY 2017-2018	February 2021

\* Public Education is Compiled using 60% Academic Performance, 20% School Climate, and 20% Service Offering.

### Licensure Portability

2019 2021



Accounting



Cosmetology



EMS



Engineering



Law



Nursing



Physical Therapy



Psychology



Teaching



Other Professions



Data Source	Most Recent Survey Time Period Utilized	Date Last Updated
State Laws, State Executive Orders, State Bar and Supreme Court Rules (Licensure)	Through Dec. 2021	Dec. 31, 2021

### Areas Requiring Additional Support

#### Public Education

Chronic Absenteeism



Graduation Rates



Mental Health Support



#### Licensure Language

Temporary license w/substantial equivalency Expedited application

#### Profession

Cosmetology, Engineering, EMS, Accounting, Physical Therapy, Psychology, Teaching, Nursing



# Support of Military Families - 2021

## Clear Space Force Station, Alaska

### Education and Licensure Assessment Narrative

#### Public Education:

(This assessment is a comparative analysis using colors to graphically display results for all criteria and categories. The colors are assigned using percentiles, divided into thirds, to provide information about a location's relative position compared to all other Department of the Air Force installations assessed)

- Clear Space Force Station, Alaska received an overall yellow rating for public education as it fell within the middle 33 percent of all Air Force installations assessed

- The areas with the lowest relative ranking which require additional state/community support include Chronic Absenteeism Rate, Graduation Rates, and Student to Mental Health Professional Ratio

- Change from 2019: Clear Space Force Station, Alaska's overall education rating did not shift from 2019.

#### Licensure Portability:

- The State of Alaska received an overall yellow assessment for licensure portability indicating the State statutes (primarily AS § 08.01.063) contain barriers to licensure and certification portability for military spouses. This assessment is driven by Alaska's substantial equivalence requirement that allows acceptance of another state's license if the requirements for obtaining the license are sufficiently similar to their own State's requirements and precludes acceptance if the requirements are not similar. Additionally, instead of requiring action by the appropriate board, Alaska gives State agencies the discretion to distribute licenses ("may" issue rather than "shall" issue)

- There are no barriers to the Law profession due to their temporary license for military spouses and the absence of supervisory requirements

- If you have additional information or recently made changes to your State's licensure statutes, you can send the updated information to [SAF.MRR.Workflow@us.af.mil](mailto:SAF.MRR.Workflow@us.af.mil) for consideration and potential changes to the assessment.

- Change from 2019: No change from the 2019 assessment and no changes to the State's statute

#### Additional Notes:

- The education assessment cross references zip codes within the Military Housing Area (MHA) with zip codes of schools in the surrounding districts. Those school districts with zip codes that fall within the MHA of an installation are included in the analysis. In some locations, school district composition may have changed slightly due to the use of updated District IDs obtained from the Department of Education

- Graduation rates reflect a 4-year graduation, which was determined to be the expectation of Airmen, Guardians, and their families due to frequency of relocation

- The licensure assessment uses a checklist of licensure rules that states should have, and that they should avoid. For example, having a compact or temporary licensing rule and NOT having supervisory requirements are checklist items that lead to green. The Department of the Air Force reviewed state policies and programs intended to eliminate barriers to license portability for military spouses that were in effect as of 31 Dec. 2021

For additional information on Education and Licensure assessment criteria, methodology and data sources, please see the Support of Military Families Background Information provided at [www.af.mil](http://www.af.mil) under the Support to Families banner. All questions and feedback should be directed to [SAF.MRR.Workflow@us.af.mil](mailto:SAF.MRR.Workflow@us.af.mil).

# Clear Space Force Station, Alaska

## School Districts Map

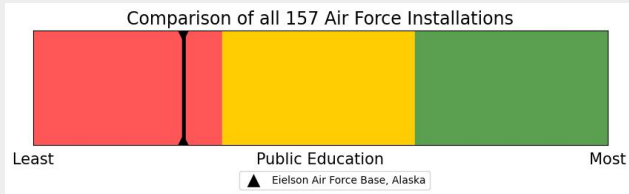


# Support of Military Families - 2021

## Eielson Air Force Base, Alaska

### Public Education\*

2019 2021



KEY: ■ < 33.3% ≤ ■ < 66.6% ≤ ■ (Percentile):

### Academic Performance Criteria

2019 2021



Graduation Rate



Student Learning Rate



### School Climate Criteria



Chronic Absenteeism Rate



Suspension Rate



### Service Offering Criteria



Pre-Kindergarten Availability



Student to Counselor Ratio



Student to Mental Health Support Ratio



Student to Nurse Ratio



Student to Teacher Ratio



Data Source	Most Recent Survey Time Period Utilized	Date Last Updated
Department of Education - Civil Rights Data Collection District and School Data	SY 2017-2018	October 2020
Department of Education - EDFacts Graduation Rates (District and School Level)	SY 2018-2019	November 2020
Department of Education - National center for Education Statistics Common Core of Data Public Elementary/ Secondary School Universe Survey Data	SY 2019-2020	March 2021
Department of Education - National Center of Education Statistics Common Core of Data (School Search)	SY 2018-19 School Details and Enrollment Characteristics SY 2019-20 School Directory Information	April 2020 July 2020
Center for Education Policy Analysis: Stanford Education Data Archive (SEDA)	SY 2008-2009 through SY 2017-2018	February 2021

\* Public Education is Compiled using 60% Academic Performance, 20% School Climate, and 20% Service Offering.

### Licensure Portability

2019 2021



Accounting

2019 2021



Cosmetology



EMS



Engineering



Law



Nursing



Physical Therapy



Psychology



Teaching



Other Professions



Data Source	Most Recent Survey Time Period Utilized	Date Last Updated
State Laws, State Executive Orders, State Bar and Supreme Court Rules (Licensure)	Through Dec. 2021	Dec. 31, 2021

### Areas Requiring Additional Support

#### Public Education

Graduation Rates



Chronic Absenteeism



Student to Teacher



#### Licensure Language

Temporary license w/substantial equivalency Expedited application

#### Profession

Cosmetology, Engineering, EMS, Accounting, Physical Therapy, Psychology, Teaching, Nursing



# Support of Military Families - 2021

## Eielson Air Force Base, Alaska

### Education and Licensure Assessment Narrative

#### Public Education:

(This assessment is a comparative analysis using colors to graphically display results for all criteria and categories. The colors are assigned using percentiles, divided into thirds, to provide information about a location's relative position compared to all other Department of the Air Force installations assessed)

- Eielson Air Force Base, Alaska received an overall red rating for public education as it fell within the bottom 33 percent of all Air Force installations assessed

- The areas with the lowest relative ranking which require additional state/community support include Graduation Rates, Chronic Absenteeism Rate, and Student to Teacher Ratio

- Change from 2019: Eielson Air Force Base, Alaska's overall education rating did not shift from 2019.

#### Licensure Portability:

- The State of Alaska received an overall yellow assessment for licensure portability indicating the State statutes (primarily AS § 08.01.063) contain barriers to licensure and certification portability for military spouses. This assessment is driven by Alaska's substantial equivalence requirement that allows acceptance of another state's license if the requirements for obtaining the license are sufficiently similar to their own State's requirements and precludes acceptance if the requirements are not similar. Additionally, instead of requiring action by the appropriate board, Alaska gives State agencies the discretion to distribute licenses ("may" issue rather than "shall" issue)

- There are no barriers to the Law profession due to their temporary license for military spouses and the absence of supervisory requirements

- If you have additional information or recently made changes to your State's licensure statutes, you can send the updated information to [SAF.MRR.Workflow@us.af.mil](mailto:SAF.MRR.Workflow@us.af.mil) for consideration and potential changes to the assessment.

- Change from 2019: No change from the 2019 assessment and no changes to the State's statute

#### Additional Notes:

- The education assessment cross references zip codes within the Military Housing Area (MHA) with zip codes of schools in the surrounding districts. Those school districts with zip codes that fall within the MHA of an installation are included in the analysis. In some locations, school district composition may have changed slightly due to the use of updated District IDs obtained from the Department of Education

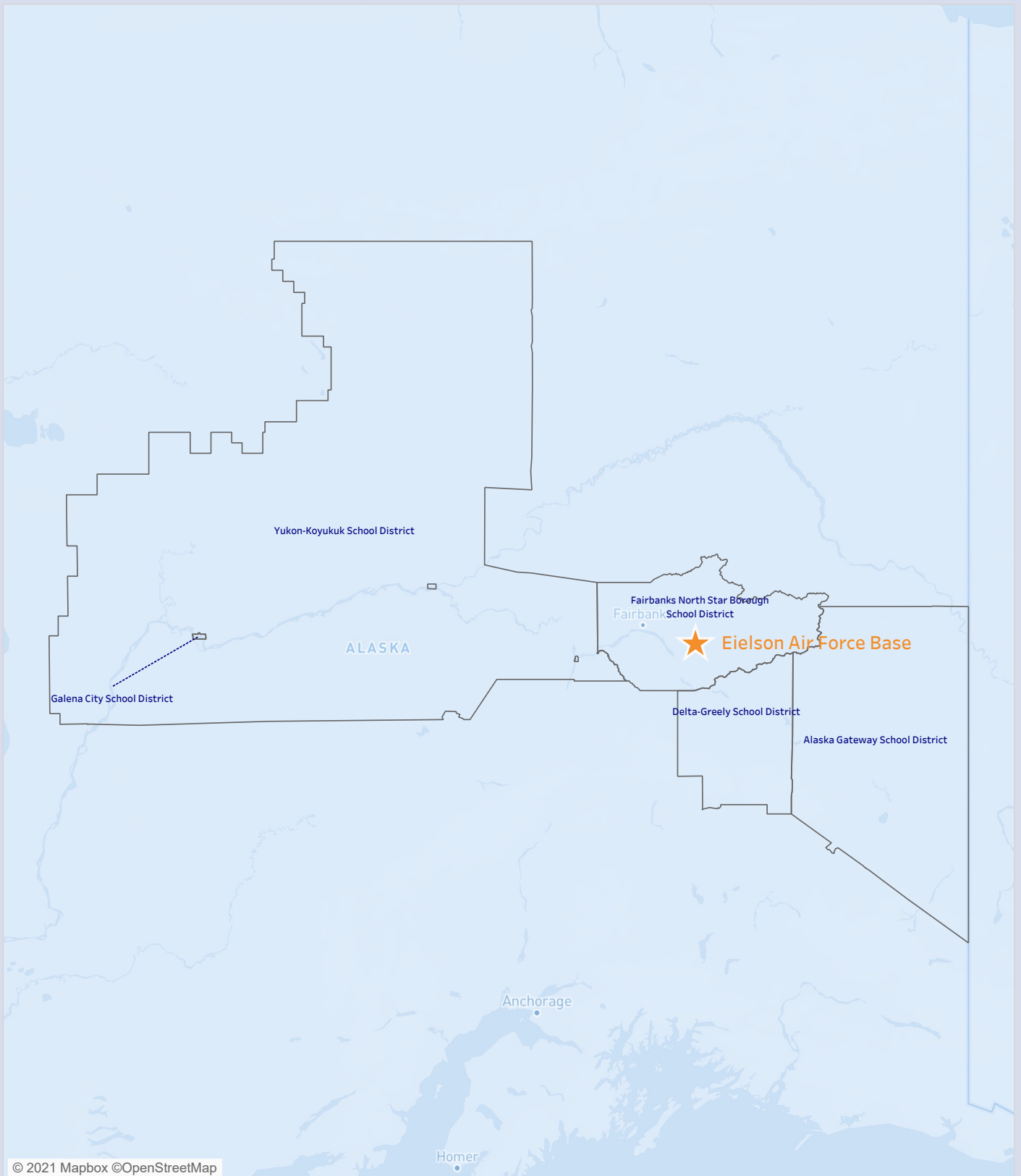
- Graduation rates reflect a 4-year graduation, which was determined to be the expectation of Airmen, Guardians, and their families due to frequency of relocation

- The licensure assessment uses a checklist of licensure rules that states should have, and that they should avoid. For example, having a compact or temporary licensing rule and NOT having supervisory requirements are checklist items that lead to green. The Department of the Air Force reviewed state policies and programs intended to eliminate barriers to license portability for military spouses that were in effect as of 31 Dec. 2021

For additional information on Education and Licensure assessment criteria, methodology and data sources, please see the Support of Military Families Background Information provided at [www.af.mil](http://www.af.mil) under the Support to Families banner. All questions and feedback should be directed to [SAF.MRR.Workflow@us.af.mil](mailto:SAF.MRR.Workflow@us.af.mil).

# Eielson Air Force Base, Alaska

## School Districts Map



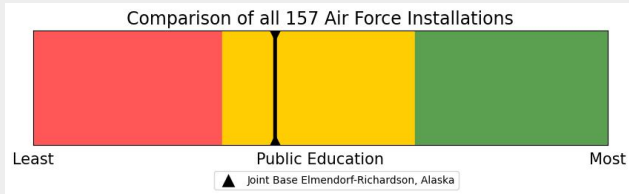


# Support of Military Families - 2021

## Joint Base Elmendorf-Richardson, Alaska

### Public Education\*

2019 2021



KEY: ■ < 33.3% ■ < 66.6% ■ (Percentile):

### Academic Performance Criteria

2019 2021



Graduation Rate ■ ■

Student Learning Rate ■ ■

### School Climate Criteria



Chronic Absenteeism Rate ■ ■

Suspension Rate ■ ■

### Service Offering Criteria



Pre-Kindergarten Availability ■ ■

Student to Counselor Ratio ■ ■

Student to Mental Health Support Ratio ■ ■

Student to Nurse Ratio ■ ■

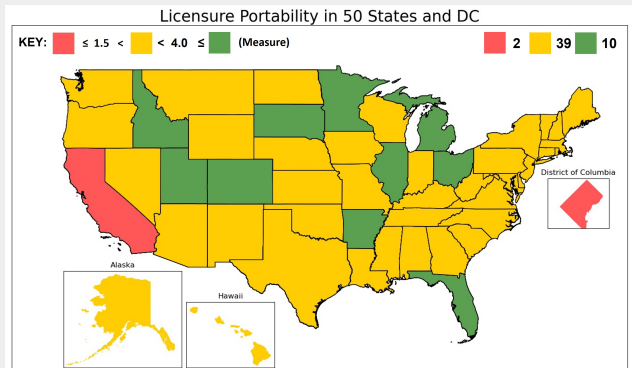
Student to Teacher Ratio ■ ■

Data Source	Most Recent Survey Time Period Utilized	Date Last Updated
Department of Education - Civil Rights Data Collection District and School Data	SY 2017-2018	October 2020
Department of Education - ED Facts Graduation Rates (District and School Level)	SY 2018-2019	November 2020
Department of Education - National center for Education Statistics Common Core of Data Public Elementary/ Secondary School Universe Survey Data	SY 2019-2020	March 2021
Department of Education - National Center of Education Statistics Common Core of Data (School Search)	SY 2018-19 School Details and Enrollment Characteristics SY 2019-20 School Directory Information	April 2020 July 2020
Center for Education Policy Analysis: Stanford Education Data Archive (SEDA)	SY 2008-2009 through SY 2017-2018	February 2021

\* Public Education is Compiled using 60% Academic Performance, 20% School Climate, and 20% Service Offering.

### Licensure Portability

2019 2021



Accounting ■ ■

Cosmetology ■ ■

EMS ■ ■

Engineering ■ ■

Law ■ ■

Nursing ■ ■

Physical Therapy ■ ■

Psychology ■ ■

Teaching ■ ■

Other Professions ■ ■

Data Source	Most Recent Survey Time Period Utilized	Date Last Updated
State Laws, State Executive Orders, State Bar and Supreme Court Rules (Licensure)	Through Dec. 2021	Dec. 31, 2021

### Areas Requiring Additional Support

#### Public Education

Chronic Absenteeism ■

Graduation Rates ■

Mental Health Support ■

#### Licensure Language

Temporary license w/substantial equivalency Expedited application ■

#### Profession

Cosmetology, Engineering, EMS, Accounting, Physical Therapy, Psychology, Teaching, Nursing

# Support of Military Families - 2021

## Joint Base Elmendorf-Richardson, Alaska

### Education and Licensure Assessment Narrative

#### Public Education:

(This assessment is a comparative analysis using colors to graphically display results for all criteria and categories. The colors are assigned using percentiles, divided into thirds, to provide information about a location's relative position compared to all other Department of the Air Force installations assessed)

- Joint Base Elmendorf-Richardson, Alaska received an overall yellow rating for public education as it fell within the middle 33 percent of all Air Force installations assessed
- The areas with the lowest relative ranking which require additional state/community support include Chronic Absenteeism Rate, Graduation Rates, and Student to Mental Health Professional Ratio
- Change from 2019: Joint Base Elmendorf-Richardson, Alaska's overall education rating did not shift from 2019.

#### Licensure Portability:

- The State of Alaska received an overall yellow assessment for licensure portability indicating the State statutes (primarily AS § 08.01.063) contain barriers to licensure and certification portability for military spouses. This assessment is driven by Alaska's substantial equivalence requirement that allows acceptance of another state's license if the requirements for obtaining the license are sufficiently similar to their own State's requirements and precludes acceptance if the requirements are not similar. Additionally, instead of requiring action by the appropriate board, Alaska gives State agencies the discretion to distribute licenses ("may" issue rather than "shall" issue)
- There are no barriers to the Law profession due to their temporary license for military spouses and the absence of supervisory requirements
- If you have additional information or recently made changes to your State's licensure statutes, you can send the updated information to [SAF.MRR.Workflow@us.af.mil](mailto:SAF.MRR.Workflow@us.af.mil) for consideration and potential changes to the assessment.
- Change from 2019: No change from the 2019 assessment and no changes to the State's statute

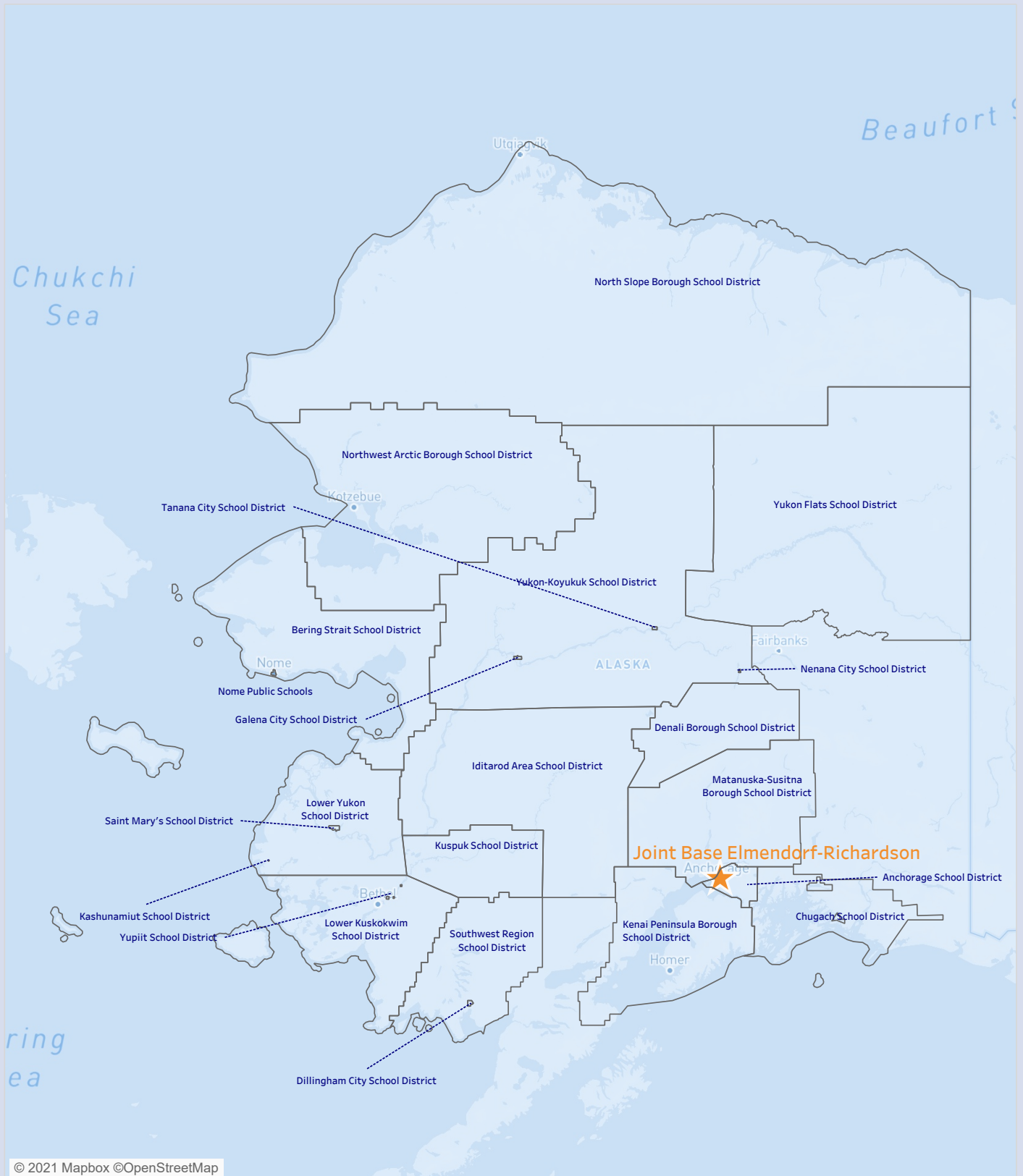
#### Additional Notes:

- The education assessment cross references zip codes within the Military Housing Area (MHA) with zip codes of schools in the surrounding districts. Those school districts with zip codes that fall within the MHA of an installation are included in the analysis. In some locations, school district composition may have changed slightly due to the use of updated District IDs obtained from the Department of Education
- Graduation rates reflect a 4-year graduation, which was determined to be the expectation of Airmen, Guardians, and their families due to frequency of relocation
- The licensure assessment uses a checklist of licensure rules that states should have, and that they should avoid. For example, having a compact or temporary licensing rule and NOT having supervisory requirements are checklist items that lead to green. The Department of the Air Force reviewed state policies and programs intended to eliminate barriers to license portability for military spouses that were in effect as of 31 Dec. 2021

For additional information on Education and Licensure assessment criteria, methodology and data sources, please see the Support of Military Families Background Information provided at [www.af.mil](http://www.af.mil) under the Support to Families banner. All questions and feedback should be directed to [SAF.MRR.Workflow@us.af.mil](mailto:SAF.MRR.Workflow@us.af.mil).

# Joint Base Elmendorf-Richardson, Alaska

## School Districts Map




# Support of Military Families - 2021

## Davis-Monthan Air Force Base, Arizona

### Public Education\*

2019 2021



KEY: ■ < 33.3% ≤ ■ < 66.6% ≤ ■ (Percentile):

### Academic Performance Criteria

2019 2021



Graduation Rate



Student Learning Rate



### School Climate Criteria



Chronic Absenteeism Rate



Suspension Rate



### Service Offering Criteria



Pre-Kindergarten Availability



Student to Counselor Ratio



Student to Mental Health Support Ratio



Student to Nurse Ratio



Student to Teacher Ratio



Data Source	Most Recent Survey Time Period Utilized	Date Last Updated
Department of Education - Civil Rights Data Collection District and School Data	SY 2017-2018	October 2020
Department of Education - EDFacts Graduation Rates (District and School Level)	SY 2018-2019	November 2020
Department of Education - National center for Education Statistics Common Core of Data Public Elementary/ Secondary School Universe Survey Data	SY 2019-2020	March 2021
Department of Education - National Center of Education Statistics Common Core of Data (School Search)	SY 2018-19 School Details and Enrollment Characteristics	April 2020
	SY 2019-20 School Directory Information	July 2020
Center for Education Policy Analysis: Stanford Education Data Archive (SEDA)	SY 2008-2009 through SY 2017-2018	February 2021

\* Public Education is Compiled using 60% Academic Performance, 20% School Climate, and 20% Service Offering.

### Licensure Portability

2019 2021



Accounting



Cosmetology



EMS



Engineering



Law



Nursing



Physical Therapy



Psychology



Teaching



Other Professions



Data Source	Most Recent Survey Time Period Utilized	Date Last Updated
State Laws, State Executive Orders, State Bar and Supreme Court Rules (Licensure)	Through Dec. 2021	Dec. 31, 2021

### Areas Requiring Additional Support

#### Public Education

Chronic Absenteeism



Student to Counselor



Student to Teacher



Licensure Language

Profession

Supervisory Req w/ MS Rule

Law



# Support of Military Families - 2021

## Davis-Monthan Air Force Base, Arizona

### Education and Licensure Assessment Narrative

#### Public Education:

(This assessment is a comparative analysis using colors to graphically display results for all criteria and categories. The colors are assigned using percentiles, divided into thirds, to provide information about a location's relative position compared to all other Department of the Air Force installations assessed)

- Davis-Monthan Air Force Base, Arizona received an overall yellow rating for public education as it fell within the middle 33 percent of all Air Force installations assessed

- The areas with the lowest relative ranking which require additional state/community support include Chronic Absenteeism Rate, Student to Counselor Ratio, and Student to Teacher Ratio

- Change from 2019: Davis-Monthan Air Force Base, Arizona's overall education rating did not shift from 2019.

#### Licensure Portability:

- The State of Arizona received an overall yellow assessment for licensure portability indicating the State statutes (primarily HB2569) contain barriers to licensure and certification portability for military spouses. This assessment is driven by Arizona's requirement that an applicant be licensed or certified by another state for at least one year

- There are significant barriers to Law given the military spouse legislation contains supervisory requirements. However, there are no barriers for Physical Therapy and Nursing due to their inclusion in compacts

- If you have additional information or recently made changes to your State's licensure statutes, you can send the updated information to [SAF.MRR.Workflow@us.af.mil](mailto:SAF.MRR.Workflow@us.af.mil) for consideration and potential changes to the assessment.

- Change from 2019: Despite SB1149 improving awareness by requiring regulating entities to post a prominent notice outlining the current licensure requirements, the need for military spouses to have been licensed or certified in another state for at least twelve months prevents any change from the previous assessment

#### Additional Notes:

- The education assessment cross references zip codes within the Military Housing Area (MHA) with zip codes of schools in the surrounding districts. Those school districts with zip codes that fall within the MHA of an installation are included in the analysis. In some locations, school district composition may have changed slightly due to the use of updated District IDs obtained from the Department of Education

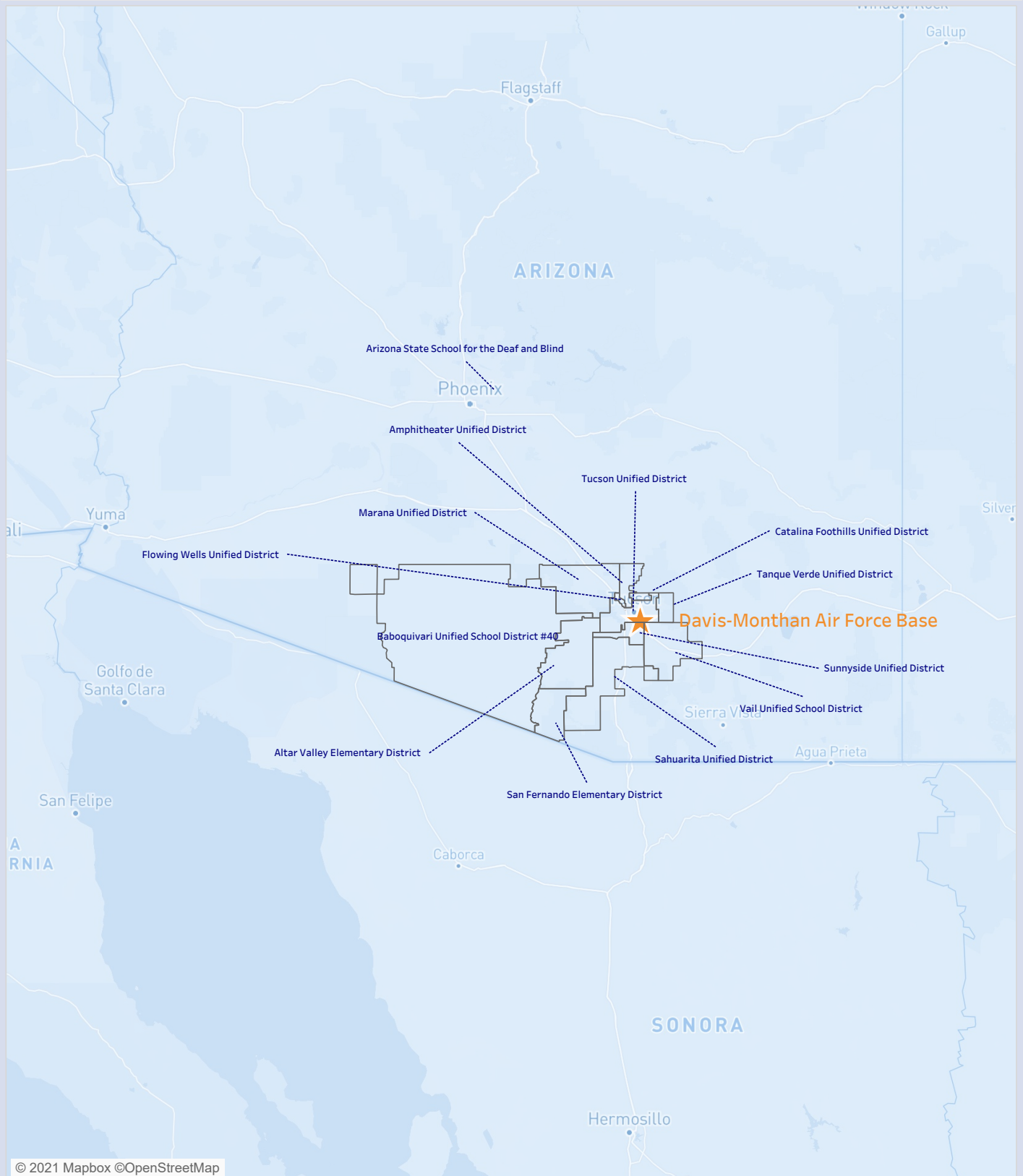
- Graduation rates reflect a 4-year graduation, which was determined to be the expectation of Airmen, Guardians, and their families due to frequency of relocation

- The licensure assessment uses a checklist of licensure rules that states should have, and that they should avoid. For example, having a compact or temporary licensing rule and NOT having supervisory requirements are checklist items that lead to green. The Department of the Air Force reviewed state policies and programs intended to eliminate barriers to license portability for military spouses that were in effect as of 31 Dec. 2021

For additional information on Education and Licensure assessment criteria, methodology and data sources, please see the Support of Military Families Background Information provided at [www.af.mil](http://www.af.mil) under the Support to Families banner. All questions and feedback should be directed to [SAF.MRR.Workflow@us.af.mil](mailto:SAF.MRR.Workflow@us.af.mil).

# Davis-Monthan Air Force Base, Arizona

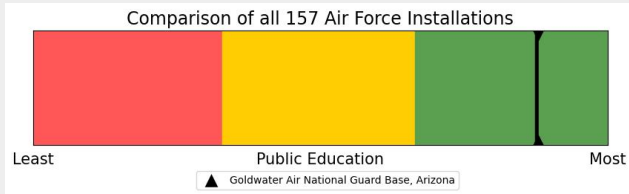
## School Districts Map



# Support of Military Families - 2021

## Goldwater Air National Guard Base, Arizona

### Public Education\*



KEY: ■ < 33.3% ≤ ■ < 66.6% ≤ ■ (Percentile):

### Academic Performance Criteria



Graduation Rate



Student Learning Rate



### School Climate Criteria



Chronic Absenteeism Rate



Suspension Rate



### Service Offering Criteria



Pre-Kindergarten Availability



Student to Counselor Ratio



Student to Mental Health Support Ratio



Student to Nurse Ratio



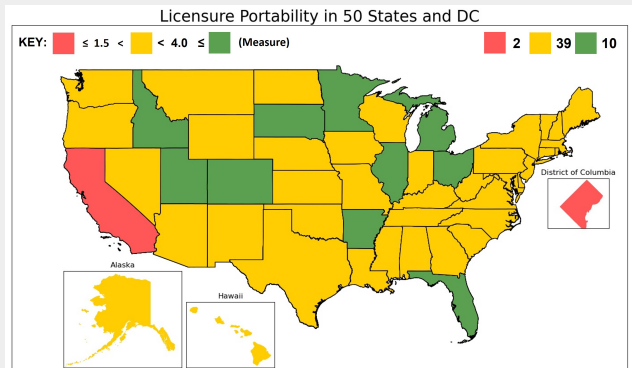
Student to Teacher Ratio



Data Source	Most Recent Survey Time Period Utilized	Date Last Updated
Department of Education - Civil Rights Data Collection District and School Data	SY 2017-2018	October 2020
Department of Education - EDFacts Graduation Rates (District and School Level)	SY 2018-2019	November 2020
Department of Education - National center for Education Statistics Common Core of Data Public Elementary/ Secondary School Universe Survey Data	SY 2019-2020	March 2021
Department of Education - National Center of Education Statistics Common Core of Data (School Search)	SY 2018-19 School Details and Enrollment Characteristics	April 2020
	SY 2019-20 School Directory Information	July 2020
Center for Education Policy Analysis: Stanford Education Data Archive (SEDA)	SY 2008-2009 through SY 2017-2018	February 2021

\* Public Education is Compiled using 60% Academic Performance, 20% School Climate, and 20% Service Offering.

### Licensure Portability



Accounting



Cosmetology



EMS



Engineering



Law



Nursing



Physical Therapy



Psychology



Teaching



Other Professions



Data Source	Most Recent Survey Time Period Utilized	Date Last Updated
State Laws, State Executive Orders, State Bar and Supreme Court Rules (Licensure)	Through Dec. 2021	Dec. 31, 2021

### Areas Requiring Additional Support

#### Public Education

Student to Counselor



Student to Teacher



Chronic Absenteeism



#### Licensure Language

#### Profession

Supervisory Req w/ MS Rule

Law



# Support of Military Families - 2021

## Goldwater Air National Guard Base, Arizona

### Education and Licensure Assessment Narrative

#### Public Education:

(This assessment is a comparative analysis using colors to graphically display results for all criteria and categories. The colors are assigned using percentiles, divided into thirds, to provide information about a location's relative position compared to all other Department of the Air Force installations assessed)

- Goldwater Air National Guard Base, Arizona received an overall green rating for public education as it fell within the top 33 percent of all Air Force installations assessed

- The areas with the lowest relative ranking which require additional state/community support include Student to Counselor Ratio, Student to Teacher Ratio, and Chronic Absenteeism Rate

- Change from 2019: Goldwater Air National Guard Base, Arizona's overall education rating did not shift from 2019.

#### Licensure Portability:

- The State of Arizona received an overall yellow assessment for licensure portability indicating the State statutes (primarily HB2569) contain barriers to licensure and certification portability for military spouses. This assessment is driven by Arizona's requirement that an applicant be licensed or certified by another state for at least one year

- There are significant barriers to Law given the military spouse legislation contains supervisory requirements. However, there are no barriers for Physical Therapy and Nursing due to their inclusion in compacts

- If you have additional information or recently made changes to your State's licensure statutes, you can send the updated information to [SAF.MRR.Workflow@us.af.mil](mailto:SAF.MRR.Workflow@us.af.mil) for consideration and potential changes to the assessment.

- Change from 2019: Despite SB1149 improving awareness by requiring regulating entities to post a prominent notice outlining the current licensure requirements, the need for military spouses to have been licensed or certified in another state for at least twelve months prevents any change from the previous assessment

#### Additional Notes:

- The education assessment cross references zip codes within the Military Housing Area (MHA) with zip codes of schools in the surrounding districts. Those school districts with zip codes that fall within the MHA of an installation are included in the analysis. In some locations, school district composition may have changed slightly due to the use of updated District IDs obtained from the Department of Education

- Graduation rates reflect a 4-year graduation, which was determined to be the expectation of Airmen, Guardians, and their families due to frequency of relocation

- The licensure assessment uses a checklist of licensure rules that states should have, and that they should avoid. For example, having a compact or temporary licensing rule and NOT having supervisory requirements are checklist items that lead to green. The Department of the Air Force reviewed state policies and programs intended to eliminate barriers to license portability for military spouses that were in effect as of 31 Dec. 2021

For additional information on Education and Licensure assessment criteria, methodology and data sources, please see the Support of Military Families Background Information provided at [www.af.mil](http://www.af.mil) under the Support to Families banner. All questions and feedback should be directed to [SAF.MRR.Workflow@us.af.mil](mailto:SAF.MRR.Workflow@us.af.mil).



# Goldwater Air National Guard Base, Arizona

## School Districts Map

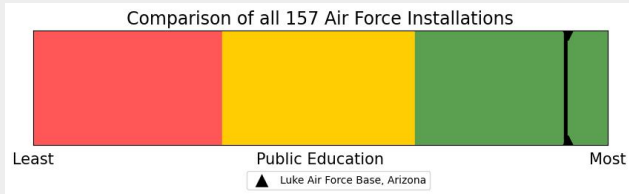


# Support of Military Families - 2021

## Luke Air Force Base, Arizona

### Public Education\*

2019 2021



KEY: ■ < 33.3% ≤ ■ < 66.6% ≤ ■ (Percentile):

### Academic Performance Criteria

2019 2021



Graduation Rate



Student Learning Rate



### School Climate Criteria



Chronic Absenteeism Rate



Suspension Rate



### Service Offering Criteria



Pre-Kindergarten Availability



Student to Counselor Ratio



Student to Mental Health Support Ratio



Student to Nurse Ratio



Student to Teacher Ratio



Data Source	Most Recent Survey Time Period Utilized	Date Last Updated
Department of Education - Civil Rights Data Collection District and School Data	SY 2017-2018	October 2020
Department of Education - EDFacts Graduation Rates (District and School Level)	SY 2018-2019	November 2020
Department of Education - National center for Education Statistics Common Core of Data Public Elementary/ Secondary School Universe Survey Data	SY 2019-2020	March 2021
Department of Education - National Center of Education Statistics Common Core of Data (School Search)	SY 2018-19 School Details and Enrollment Characteristics	April 2020
	SY 2019-20 School Directory Information	July 2020
Center for Education Policy Analysis: Stanford Education Data Archive (SEDA)	SY 2008-2009 through SY 2017-2018	February 2021

\* Public Education is Compiled using 60% Academic Performance, 20% School Climate, and 20% Service Offering.

### Licensure Portability

2019 2021



Accounting

2019 2021



Cosmetology



EMS



Engineering



Law



Nursing



Physical Therapy



Psychology



Teaching



Other Professions



Data Source	Most Recent Survey Time Period Utilized	Date Last Updated
State Laws, State Executive Orders, State Bar and Supreme Court Rules (Licensure)	Through Dec. 2021	Dec. 31, 2021

### Areas Requiring Additional Support

#### Public Education

Student to Counselor



Student to Teacher



Chronic Absenteeism



Licensure Language

Profession

Supervisory Req w/ MS Rule

Law



# Support of Military Families - 2021

## Luke Air Force Base, Arizona

### Education and Licensure Assessment Narrative

#### Public Education:

(This assessment is a comparative analysis using colors to graphically display results for all criteria and categories. The colors are assigned using percentiles, divided into thirds, to provide information about a location's relative position compared to all other Department of the Air Force installations assessed)

- Luke Air Force Base, Arizona received an overall green rating for public education as it fell within the top 33 percent of all Air Force installations assessed

- The areas with the lowest relative ranking which require additional state/community support include Student to Counselor Ratio, Student to Teacher Ratio, and Chronic Absenteeism Rate

- Change from 2019: Luke Air Force Base, Arizona's overall education rating did not shift from 2019.

#### Licensure Portability:

- The State of Arizona received an overall yellow assessment for licensure portability indicating the State statutes (primarily HB2569) contain barriers to licensure and certification portability for military spouses. This assessment is driven by Arizona's requirement that an applicant be licensed or certified by another state for at least one year

- There are significant barriers to Law given the military spouse legislation contains supervisory requirements. However, there are no barriers for Physical Therapy and Nursing due to their inclusion in compacts

- If you have additional information or recently made changes to your State's licensure statutes, you can send the updated information to [SAF.MRR.Workflow@us.af.mil](mailto:SAF.MRR.Workflow@us.af.mil) for consideration and potential changes to the assessment.

- Change from 2019: Despite SB1149 improving awareness by requiring regulating entities to post a prominent notice outlining the current licensure requirements, the need for military spouses to have been licensed or certified in another state for at least twelve months prevents any change from the previous assessment

#### Additional Notes:

- The education assessment cross references zip codes within the Military Housing Area (MHA) with zip codes of schools in the surrounding districts. Those school districts with zip codes that fall within the MHA of an installation are included in the analysis. In some locations, school district composition may have changed slightly due to the use of updated District IDs obtained from the Department of Education

- Graduation rates reflect a 4-year graduation, which was determined to be the expectation of Airmen, Guardians, and their families due to frequency of relocation

- The licensure assessment uses a checklist of licensure rules that states should have, and that they should avoid. For example, having a compact or temporary licensing rule and NOT having supervisory requirements are checklist items that lead to green. The Department of the Air Force reviewed state policies and programs intended to eliminate barriers to license portability for military spouses that were in effect as of 31 Dec. 2021

For additional information on Education and Licensure assessment criteria, methodology and data sources, please see the Support of Military Families Background Information provided at [www.af.mil](http://www.af.mil) under the Support to Families banner. All questions and feedback should be directed to [SAF.MRR.Workflow@us.af.mil](mailto:SAF.MRR.Workflow@us.af.mil).

# Luke Air Force Base, Arizona

## School Districts Map




# Support of Military Families - 2021

## Morris Air National Guard Base, Arizona

### Public Education\*

2019 2021



KEY: ■ < 33.3% ≤ ■ < 66.6% ≤ ■ (Percentile):

### Academic Performance Criteria

2019 2021



Graduation Rate



Student Learning Rate



### School Climate Criteria



Chronic Absenteeism Rate



Suspension Rate



### Service Offering Criteria



Pre-Kindergarten Availability



Student to Counselor Ratio



Student to Mental Health Support Ratio



Student to Nurse Ratio



Student to Teacher Ratio



Data Source	Most Recent Survey Time Period Utilized	Date Last Updated
Department of Education - Civil Rights Data Collection District and School Data	SY 2017-2018	October 2020
Department of Education - EDFacts Graduation Rates (District and School Level)	SY 2018-2019	November 2020
Department of Education - National center for Education Statistics Common Core of Data Public Elementary/ Secondary School Universe Survey Data	SY 2019-2020	March 2021
Department of Education - National Center of Education Statistics Common Core of Data (School Search)	SY 2018-19 School Details and Enrollment Characteristics	April 2020
	SY 2019-20 School Directory Information	July 2020
Center for Education Policy Analysis: Stanford Education Data Archive (SEDA)	SY 2008-2009 through SY 2017-2018	February 2021

\* Public Education is Compiled using 60% Academic Performance, 20% School Climate, and 20% Service Offering.

### Licensure Portability

2019 2021



Accounting



Cosmetology



EMS



Engineering



Law



Nursing



Physical Therapy



Psychology



Teaching



Other Professions



Data Source	Most Recent Survey Time Period Utilized	Date Last Updated
State Laws, State Executive Orders, State Bar and Supreme Court Rules (Licensure)	Through Dec. 2021	Dec. 31, 2021

### Areas Requiring Additional Support

#### Public Education

Chronic Absenteeism



Student to Counselor



Student to Teacher



Licensure Language

Profession

Supervisory Req w/ MS Rule

Law



# Support of Military Families - 2021

## Morris Air National Guard Base, Arizona

### Education and Licensure Assessment Narrative

#### Public Education:

(This assessment is a comparative analysis using colors to graphically display results for all criteria and categories. The colors are assigned using percentiles, divided into thirds, to provide information about a location's relative position compared to all other Department of the Air Force installations assessed)

- Morris Air National Guard Base, Arizona received an overall yellow rating for public education as it fell within the middle 33 percent of all Air Force installations assessed

- The areas with the lowest relative ranking which require additional state/community support include Chronic Absenteeism Rate, Student to Counselor Ratio, and Student to Teacher Ratio

- Change from 2019: Morris Air National Guard Base, Arizona's overall education rating did not shift from 2019.

#### Licensure Portability:

- The State of Arizona received an overall yellow assessment for licensure portability indicating the State statutes (primarily HB2569) contain barriers to licensure and certification portability for military spouses. This assessment is driven by Arizona's requirement that an applicant be licensed or certified by another state for at least one year

- There are significant barriers to Law given the military spouse legislation contains supervisory requirements. However, there are no barriers for Physical Therapy and Nursing due to their inclusion in compacts

- If you have additional information or recently made changes to your State's licensure statutes, you can send the updated information to [SAF.MRR.Workflow@us.af.mil](mailto:SAF.MRR.Workflow@us.af.mil) for consideration and potential changes to the assessment.

- Change from 2019: Despite SB1149 improving awareness by requiring regulating entities to post a prominent notice outlining the current licensure requirements, the need for military spouses to have been licensed or certified in another state for at least twelve months prevents any change from the previous assessment

#### Additional Notes:

- The education assessment cross references zip codes within the Military Housing Area (MHA) with zip codes of schools in the surrounding districts. Those school districts with zip codes that fall within the MHA of an installation are included in the analysis. In some locations, school district composition may have changed slightly due to the use of updated District IDs obtained from the Department of Education

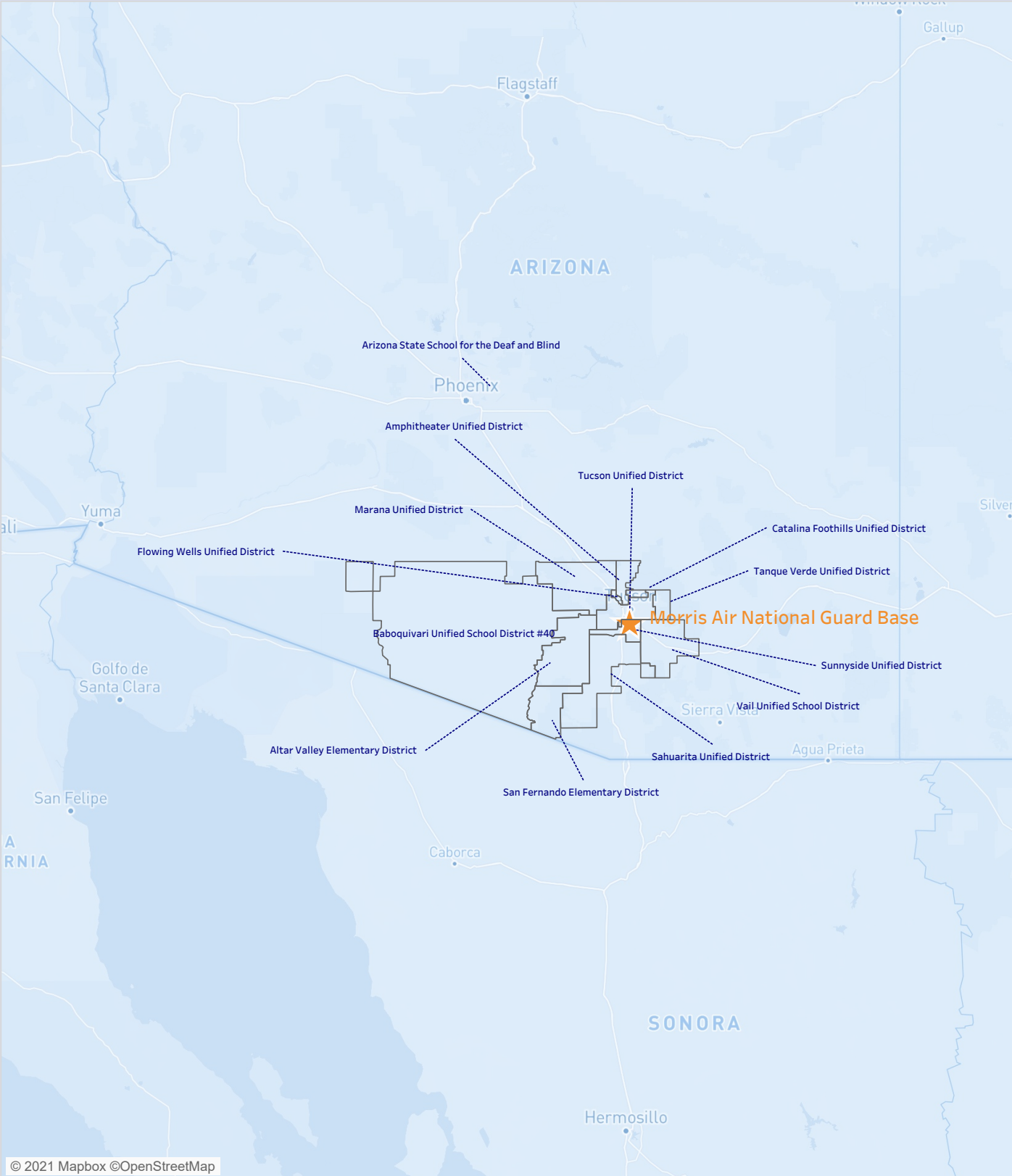
- Graduation rates reflect a 4-year graduation, which was determined to be the expectation of Airmen, Guardians, and their families due to frequency of relocation

- The licensure assessment uses a checklist of licensure rules that states should have, and that they should avoid. For example, having a compact or temporary licensing rule and NOT having supervisory requirements are checklist items that lead to green. The Department of the Air Force reviewed state policies and programs intended to eliminate barriers to license portability for military spouses that were in effect as of 31 Dec. 2021

For additional information on Education and Licensure assessment criteria, methodology and data sources, please see the Support of Military Families Background Information provided at [www.af.mil](http://www.af.mil) under the Support to Families banner. All questions and feedback should be directed to [SAF.MRR.Workflow@us.af.mil](mailto:SAF.MRR.Workflow@us.af.mil).

# Morris Air National Guard Base, Arizona

## School Districts Map

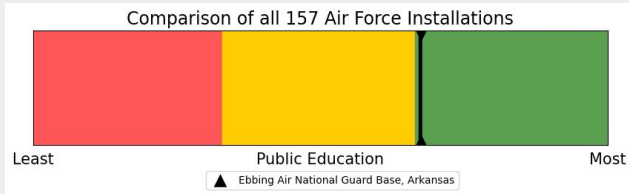


# Support of Military Families - 2021

## Ebbing Air National Guard Base, Arkansas

### Public Education\*

2019 2021



KEY: ■ < 33.3% ≤ ■ < 66.6% ≤ ■ (Percentile):

### Academic Performance Criteria

2019 2021



Graduation Rate



Student Learning Rate



### School Climate Criteria



Chronic Absenteeism Rate



Suspension Rate



### Service Offering Criteria



Pre-Kindergarten Availability



Student to Counselor Ratio



Student to Mental Health Support Ratio



Student to Nurse Ratio



Student to Teacher Ratio

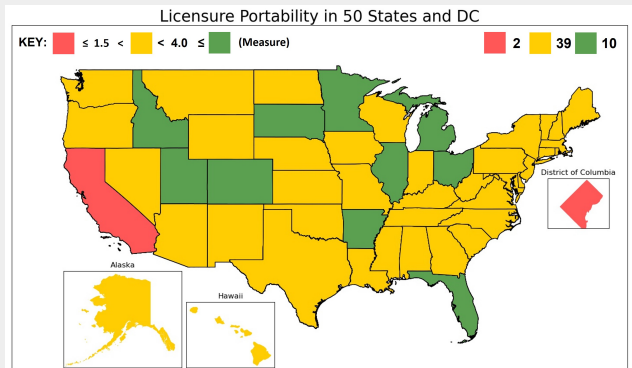


Data Source	Most Recent Survey Time Period Utilized	Date Last Updated
Department of Education - Civil Rights Data Collection District and School Data	SY 2017-2018	October 2020
Department of Education - EDFacts Graduation Rates (District and School Level)	SY 2018-2019	November 2020
Department of Education - National center for Education Statistics Common Core of Data Public Elementary/ Secondary School Universe Survey Data	SY 2019-2020	March 2021
Department of Education - National Center of Education Statistics Common Core of Data (School Search)	SY 2018-19 School Details and Enrollment Characteristics SY 2019-20 School Directory Information	April 2020 July 2020
Center for Education Policy Analysis: Stanford Education Data Archive (SEDA)	SY 2008-2009 through SY 2017-2018	February 2021

\* Public Education is Compiled using 60% Academic Performance, 20% School Climate, and 20% Service Offering.

### Licensure Portability

2019 2021



Accounting



Cosmetology



EMS



Engineering



Law



Nursing



Physical Therapy



Psychology



Teaching



Other Professions



Data Source	Most Recent Survey Time Period Utilized	Date Last Updated
State Laws, State Executive Orders, State Bar and Supreme Court Rules (Licensure)	Through Dec. 2021	Dec. 31, 2021

### Areas Requiring Additional Support

#### Public Education

Suspension Rate



Mental Health Support



Student to Teacher





# Support of Military Families - 2021

## Ebbing Air National Guard Base, Arkansas

### Education and Licensure Assessment Narrative

#### Public Education:

(This assessment is a comparative analysis using colors to graphically display results for all criteria and categories. The colors are assigned using percentiles, divided into thirds, to provide information about a location's relative position compared to all other Department of the Air Force installations assessed)

- Ebbing Air National Guard Base, Arkansas received an overall green rating for public education as it fell within the top 33 percent of all Air Force installations assessed

- The areas with the lowest relative ranking which require additional state/community support include Suspension Rate, Student to Mental Health Professional Ratio, and Student to Teacher Ratio

- Change from 2019: Ebbing Air National Guard Base, Arkansas's overall education rating did not shift from 2019.

#### Licensure Portability:

- The State of Arkansas received an overall green assessment for licensure portability indicating the State statutes (primarily SB78) are effective in removing barriers to licensure and certification portability. Licensing entities in Arkansas are required to grant automatic licensure to military spouses holding an occupational license in good standing with a similar scope of practice. All occupations in Arkansas were assessed green

- If you have additional information or recently made changes to your State's licensure statutes, you can send the updated information to [SAF.MRR.Workflow@us.af.mil](mailto:SAF.MRR.Workflow@us.af.mil) for consideration and potential changes to the assessment.

- Change from 2019: While the updated language in SB78 is more favorable – only requiring that military spouses hold licenses with a “similar scope of practice” – there was no change from Arkansas' green assessment in 2019

#### Additional Notes:

- The education assessment cross references zip codes within the Military Housing Area (MHA) with zip codes of schools in the surrounding districts. Those school districts with zip codes that fall within the MHA of an installation are included in the analysis. In some locations, school district composition may have changed slightly due to the use of updated District IDs obtained from the Department of Education

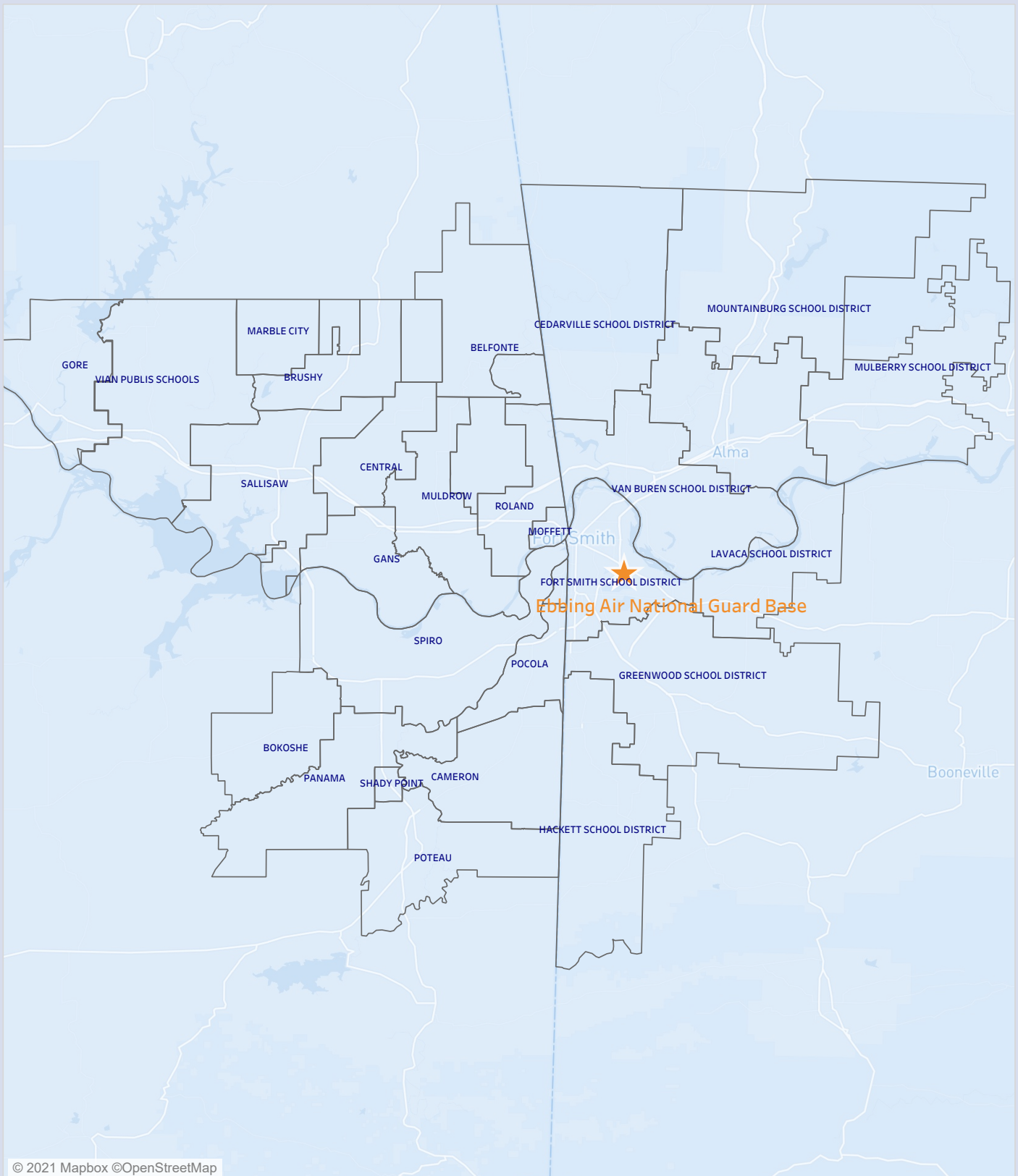
- Graduation rates reflect a 4-year graduation, which was determined to be the expectation of Airmen, Guardians, and their families due to frequency of relocation

- The licensure assessment uses a checklist of licensure rules that states should have, and that they should avoid. For example, having a compact or temporary licensing rule and NOT having supervisory requirements are checklist items that lead to green. The Department of the Air Force reviewed state policies and programs intended to eliminate barriers to license portability for military spouses that were in effect as of 31 Dec. 2021

For additional information on Education and Licensure assessment criteria, methodology and data sources, please see the Support of Military Families Background Information provided at [www.af.mil](http://www.af.mil) under the Support to Families banner. All questions and feedback should be directed to [SAF.MRR.Workflow@us.af.mil](mailto:SAF.MRR.Workflow@us.af.mil).

# Ebbing Air National Guard Base, Arkansas

## School Districts Map

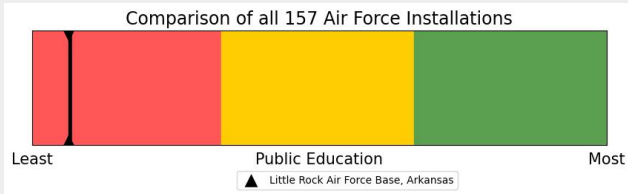


# Support of Military Families - 2021

## Little Rock Air Force Base, Arkansas

### Public Education\*

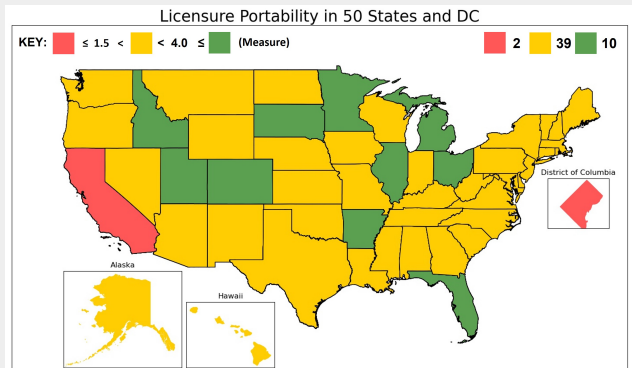
2019 2021



KEY: ■ < 33.3% ≤ ■ < 66.6% ≤ ■ (Percentile):

### Licensure Portability

2019 2021



### Academic Performance Criteria

2019 2021



Graduation Rate



Student Learning Rate



### School Climate Criteria



Chronic Absenteeism Rate



Suspension Rate



### Service Offering Criteria



Pre-Kindergarten Availability



Student to Counselor Ratio



Student to Mental Health Support Ratio



Student to Nurse Ratio



Student to Teacher Ratio



Accounting



Cosmetology



EMS



Engineering



Law



Nursing



Physical Therapy



Psychology



Teaching



Other Professions



Data Source	Most Recent Survey Time Period Utilized	Date Last Updated
State Laws, State Executive Orders, State Bar and Supreme Court Rules (Licensure)	Through Dec. 2021	Dec. 31, 2021

Data Source	Most Recent Survey Time Period Utilized	Date Last Updated
Department of Education - Civil Rights Data Collection District and School Data	SY 2017-2018	October 2020
Department of Education - EDFacts Graduation Rates (District and School Level)	SY 2018-2019	November 2020
Department of Education - National center for Education Statistics Common Core of Data Public Elementary/ Secondary School Universe Survey Data	SY 2019-2020	March 2021
Department of Education - National Center of Education Statistics Common Core of Data (School Search)	SY 2018-19 School Details and Enrollment Characteristics SY 2019-20 School Directory Information	April 2020 July 2020
Center for Education Policy Analysis: Stanford Education Data Archive (SEDA)	SY 2008-2009 through SY 2017-2018	February 2021

\* Public Education is Compiled using 60% Academic Performance, 20% School Climate, and 20% Service Offering.

### Areas Requiring Additional Support

#### Public Education

Growth Measure



Chronic Absenteeism



Suspension Rate



# Support of Military Families - 2021

## Little Rock Air Force Base, Arkansas

### Education and Licensure Assessment Narrative

#### Public Education:

(This assessment is a comparative analysis using colors to graphically display results for all criteria and categories. The colors are assigned using percentiles, divided into thirds, to provide information about a location's relative position compared to all other Department of the Air Force installations assessed)

- Little Rock Air Force Base, Arkansas received an overall red rating for public education as it fell within the bottom 33 percent of all Air Force installations assessed

- The areas with the lowest relative ranking which require additional state/community support include Growth Measure, Chronic Absenteeism Rate, and Suspension Rate

- Change from 2019: Little Rock Air Force Base, Arkansas's overall education rating did not shift from 2019.

#### Licensure Portability:

- The State of Arkansas received an overall green assessment for licensure portability indicating the State statutes (primarily SB78) are effective in removing barriers to licensure and certification portability. Licensing entities in Arkansas are required to grant automatic licensure to military spouses holding an occupational license in good standing with a similar scope of practice. All occupations in Arkansas were assessed green

- If you have additional information or recently made changes to your State's licensure statutes, you can send the updated information to [SAF.MRR.Workflow@us.af.mil](mailto:SAF.MRR.Workflow@us.af.mil) for consideration and potential changes to the assessment.

- Change from 2019: While the updated language in SB78 is more favorable – only requiring that military spouses hold licenses with a “similar scope of practice” – there was no change from Arkansas' green assessment in 2019

#### Additional Notes:

- The education assessment cross references zip codes within the Military Housing Area (MHA) with zip codes of schools in the surrounding districts. Those school districts with zip codes that fall within the MHA of an installation are included in the analysis. In some locations, school district composition may have changed slightly due to the use of updated District IDs obtained from the Department of Education

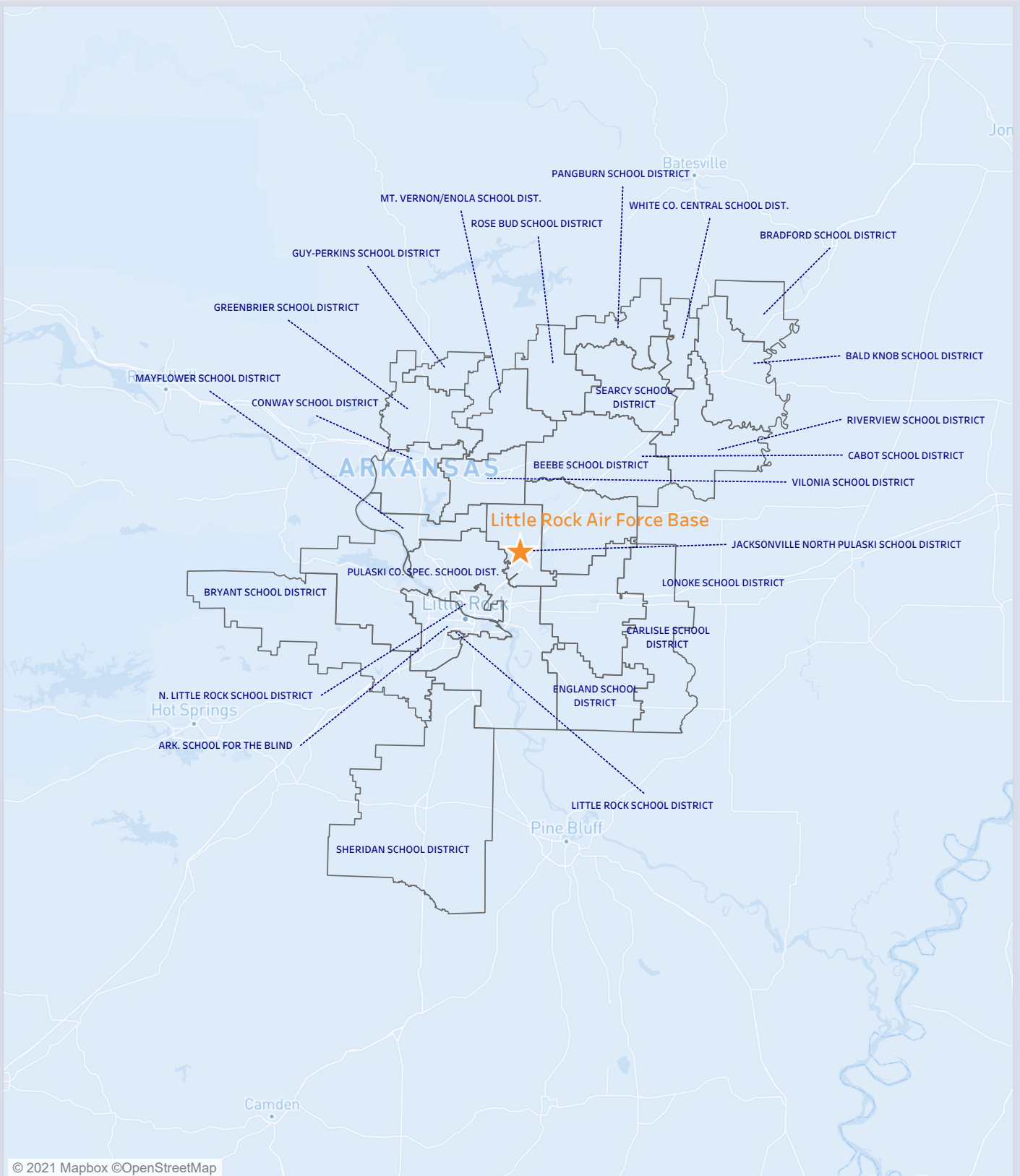
- Graduation rates reflect a 4-year graduation, which was determined to be the expectation of Airmen, Guardians, and their families due to frequency of relocation

- The licensure assessment uses a checklist of licensure rules that states should have, and that they should avoid. For example, having a compact or temporary licensing rule and NOT having supervisory requirements are checklist items that lead to green. The Department of the Air Force reviewed state policies and programs intended to eliminate barriers to license portability for military spouses that were in effect as of 31 Dec. 2021

For additional information on Education and Licensure assessment criteria, methodology and data sources, please see the Support of Military Families Background Information provided at [www.af.mil](http://www.af.mil) under the Support to Families banner. All questions and feedback should be directed to [SAF.MRR.Workflow@us.af.mil](mailto:SAF.MRR.Workflow@us.af.mil).

# Little Rock Air Force Base, Arkansas

## School Districts Map

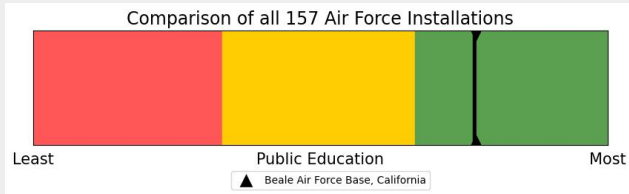


# Support of Military Families - 2021

## Beale Air Force Base, California

### Public Education\*

2019 2021



KEY: ■ < 33.3% ≤ ■ < 66.6% ≤ ■ (Percentile):

### Academic Performance Criteria

2019 2021



Graduation Rate



Student Learning Rate



### School Climate Criteria



Chronic Absenteeism Rate



Suspension Rate



### Service Offering Criteria



Pre-Kindergarten Availability



Student to Counselor Ratio



Student to Mental Health Support Ratio



Student to Nurse Ratio



Student to Teacher Ratio



Data Source	Most Recent Survey Time Period Utilized	Date Last Updated
Department of Education - Civil Rights Data Collection District and School Data	SY 2017-2018	October 2020
Department of Education - EDFacts Graduation Rates (District and School Level)	SY 2018-2019	November 2020
Department of Education - National center for Education Statistics Common Core of Data Public Elementary/ Secondary School Universe Survey Data	SY 2019-2020	March 2021
Department of Education - National Center of Education Statistics Common Core of Data (School Search)	SY 2018-19 School Details and Enrollment Characteristics SY 2019-20 School Directory Information	April 2020 July 2020
Center for Education Policy Analysis: Stanford Education Data Archive (SEDA)	SY 2008-2009 through SY 2017-2018	February 2021

\* Public Education is Compiled using 60% Academic Performance, 20% School Climate, and 20% Service Offering.

### Licensure Portability

2019 2021



Accounting



Cosmetology



EMS



Engineering



Law



Nursing



Physical Therapy



Psychology



Teaching



Other Professions



Data Source	Most Recent Survey Time Period Utilized	Date Last Updated
State Laws, State Executive Orders, State Bar and Supreme Court Rules (Licensure)	Through Dec. 2021	Dec. 31, 2021

### Areas Requiring Additional Support

#### Public Education

Student to Teacher



Student to Counselor



PreK



#### Licensure Language

Military spouse legislation delegates to professional certifying boards No temporary license or reciprocity Witte

#### Profession

Cosmetology, Psychology, Physical Therapy, Law, Other Professions



# Support of Military Families - 2021

## Beale Air Force Base, California

### Education and Licensure Assessment Narrative

#### Public Education:

(This assessment is a comparative analysis using colors to graphically display results for all criteria and categories. The colors are assigned using percentiles, divided into thirds, to provide information about a location's relative position compared to all other Department of the Air Force installations assessed)

- Beale Air Force Base, California received an overall green rating for public education as it fell within the top 33 percent of all Air Force installations assessed

- The areas with the lowest relative ranking which require additional state/community support include Student to Teacher Ratio, Student to Counselor Ratio, and Pre-school Availability

- Change from 2019: Beale Air Force Base, California's overall education rating did not shift from 2019.

#### Licensure Portability:

- The State of California received an overall red rating for licensure portability indicating the State statutes (primarily West's Ann.Cal.Bus. & Prof.Code § 115.5) contain significant barriers to licensure and certification portability. This assessment is driven by the decentralized nature of California's legislation delegating responsibilities to the professional certifying boards and the segmented application of temporary and expedited licensing

- There are no barriers for Accounting given the Accountancy Board recognizes all states as substantially equivalent, thus allowing California to grant a practice privilege to transferring military spouses holding an accounting license

- However, barriers remain for Engineering, EMS, Nursing, and Teaching as these occupations still carry restrictions and/or testing requirements that prevent a more favorable assessment

- If you have additional information or recently made changes to your State's licensure statutes, you can send the updated information to [SAF.MRR.Workflow@us.af.mil](mailto:SAF.MRR.Workflow@us.af.mil) for consideration and potential changes to the assessment.

- Change from 2019: No change from the 2019 assessment and no changes to the State's statute

#### Additional Notes:

- The education assessment cross references zip codes within the Military Housing Area (MHA) with zip codes of schools in the surrounding districts. Those school districts with zip codes that fall within the MHA of an installation are included in the analysis. In some locations, school district composition may have changed slightly due to the use of updated District IDs obtained from the Department of Education

- Graduation rates reflect a 4-year graduation, which was determined to be the expectation of Airmen, Guardians, and their families due to frequency of relocation

- The licensure assessment uses a checklist of licensure rules that states should have, and that they should avoid. For example, having a compact or temporary licensing rule and NOT having supervisory requirements are checklist items that lead to green. The Department of the Air Force reviewed state policies and programs intended to eliminate barriers to license portability for military spouses that were in effect as of 31 Dec. 2021

For additional information on Education and Licensure assessment criteria, methodology and data sources, please see the Support of Military Families Background Information provided at [www.af.mil](http://www.af.mil) under the Support to Families banner. All questions and feedback should be directed to [SAF.MRR.Workflow@us.af.mil](mailto:SAF.MRR.Workflow@us.af.mil).

# Beale Air Force Base, California

## School Districts Map



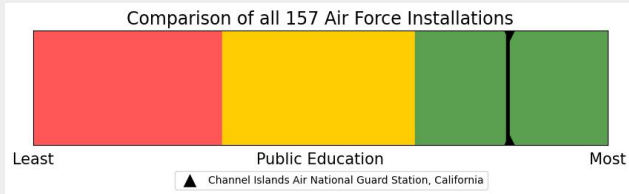


# Support of Military Families - 2021

## Channel Islands Air National Guard Station, California

### Public Education\*

2019 2021



KEY: ■ < 33.3% ≤ ■ < 66.6% ≤ ■ (Percentile):

### Academic Performance Criteria

2019 2021



Graduation Rate



Student Learning Rate



### School Climate Criteria



Chronic Absenteeism Rate



Suspension Rate



### Service Offering Criteria



Pre-Kindergarten Availability



Student to Counselor Ratio



Student to Mental Health Support Ratio



Student to Nurse Ratio



Student to Teacher Ratio



Data Source	Most Recent Survey Time Period Utilized	Date Last Updated
Department of Education - Civil Rights Data Collection District and School Data	SY 2017-2018	October 2020
Department of Education - EDFacts Graduation Rates (District and School Level)	SY 2018-2019	November 2020
Department of Education - National center for Education Statistics Common Core of Data Public Elementary/ Secondary School Universe Survey Data	SY 2019-2020	March 2021
Department of Education - National Center of Education Statistics Common Core of Data (School Search)	SY 2018-19 School Details and Enrollment Characteristics SY 2019-20 School Directory Information	April 2020 July 2020
Center for Education Policy Analysis: Stanford Education Data Archive (SEDA)	SY 2008-2009 through SY 2017-2018	February 2021

\* Public Education is Compiled using 60% Academic Performance, 20% School Climate, and 20% Service Offering.

### Licensure Portability

2019 2021



Accounting



Cosmetology



EMS



Engineering



Law



Nursing



Physical Therapy



Psychology



Teaching



Other Professions



Data Source	Most Recent Survey Time Period Utilized	Date Last Updated
State Laws, State Executive Orders, State Bar and Supreme Court Rules (Licensure)	Through Dec. 2021	Dec. 31, 2021

### Areas Requiring Additional Support

#### Public Education

Student to Teacher



Student to Nurse



Student to Counselor



#### Licensure Language

Military spouse legislation delegates to professional certifying boards No temporary license or reciprocity Witte

#### Profession

Cosmetology, Psychology, Physical Therapy, Law, Other Professions



# Support of Military Families - 2021

## Channel Islands Air National Guard Station, California

### Education and Licensure Assessment Narrative

#### Public Education:

(This assessment is a comparative analysis using colors to graphically display results for all criteria and categories. The colors are assigned using percentiles, divided into thirds, to provide information about a location's relative position compared to all other Department of the Air Force installations assessed)

- Channel Islands Air National Guard Station, California received an overall green rating for public education as it fell within the top 33 percent of all Air Force installations assessed

- The areas with the lowest relative ranking which require additional state/community support include Student to Teacher Ratio, Student to Nurse Ratio, and Student to Counselor Ratio

- Change from 2019: Channel Islands Air National Guard Station, California's overall education rating did not shift from 2019.

#### Licensure Portability:

- The State of California received an overall red rating for licensure portability indicating the State statutes (primarily West's Ann.Cal.Bus. & Prof.Code § 115.5) contain significant barriers to licensure and certification portability. This assessment is driven by the decentralized nature of California's legislation delegating responsibilities to the professional certifying boards and the segmented application of temporary and expedited licensing

- There are no barriers for Accounting given the Accountancy Board recognizes all states as substantially equivalent, thus allowing California to grant a practice privilege to transferring military spouses holding an accounting license

- However, barriers remain for Engineering, EMS, Nursing, and Teaching as these occupations still carry restrictions and/or testing requirements that prevent a more favorable assessment

- If you have additional information or recently made changes to your State's licensure statutes, you can send the updated information to [SAF.MRR.Workflow@us.af.mil](mailto:SAF.MRR.Workflow@us.af.mil) for consideration and potential changes to the assessment.

- Change from 2019: No change from the 2019 assessment and no changes to the State's statute

#### Additional Notes:

- The education assessment cross references zip codes within the Military Housing Area (MHA) with zip codes of schools in the surrounding districts. Those school districts with zip codes that fall within the MHA of an installation are included in the analysis. In some locations, school district composition may have changed slightly due to the use of updated District IDs obtained from the Department of Education

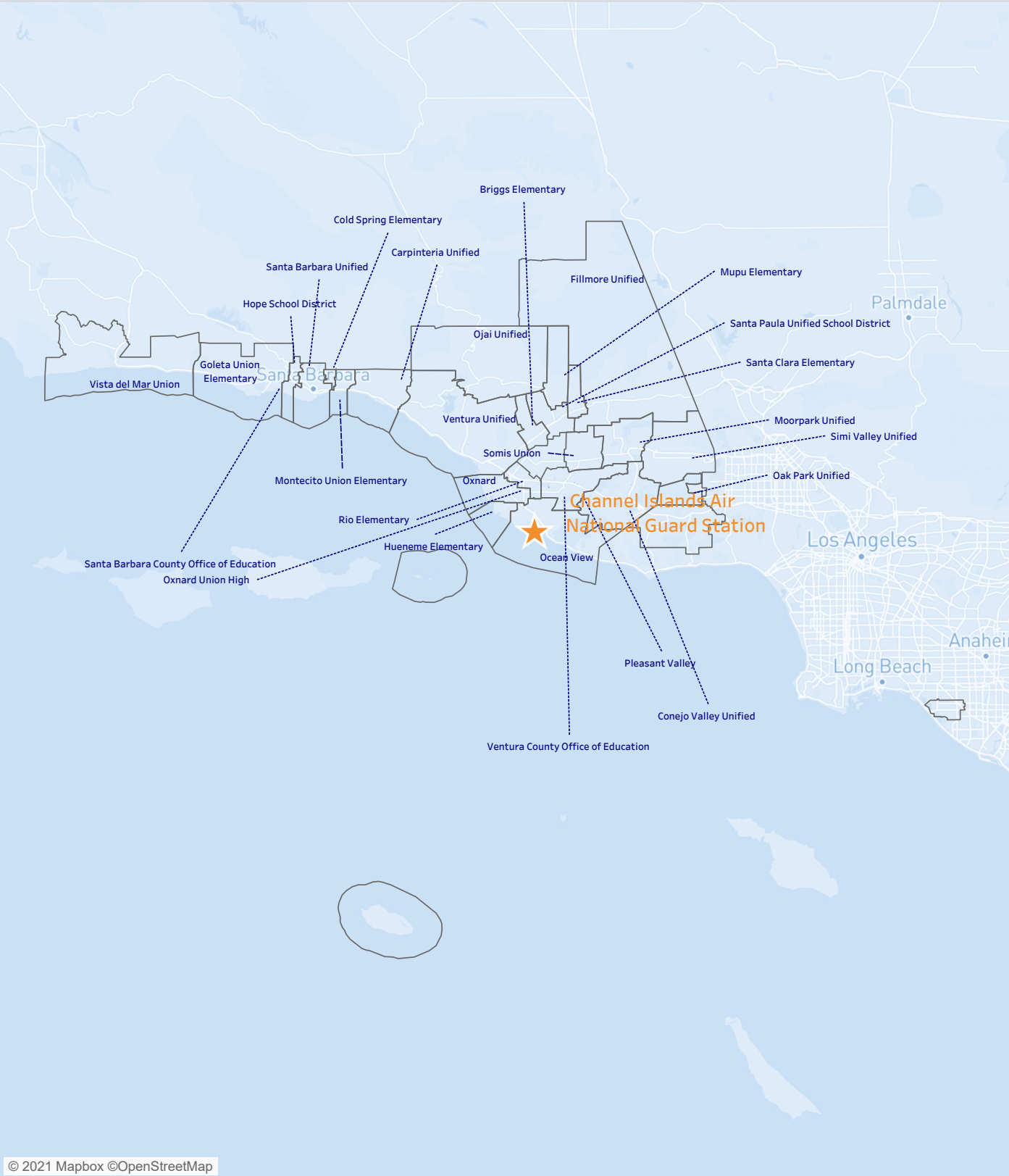
- Graduation rates reflect a 4-year graduation, which was determined to be the expectation of Airmen, Guardians, and their families due to frequency of relocation

- The licensure assessment uses a checklist of licensure rules that states should have, and that they should avoid. For example, having a compact or temporary licensing rule and NOT having supervisory requirements are checklist items that lead to green. The Department of the Air Force reviewed state policies and programs intended to eliminate barriers to license portability for military spouses that were in effect as of 31 Dec. 2021

For additional information on Education and Licensure assessment criteria, methodology and data sources, please see the Support of Military Families Background Information provided at [www.af.mil](http://www.af.mil) under the Support to Families banner. All questions and feedback should be directed to [SAF.MRR.Workflow@us.af.mil](mailto:SAF.MRR.Workflow@us.af.mil).

# Channel Islands Air National Guard Station, California

## School Districts Map

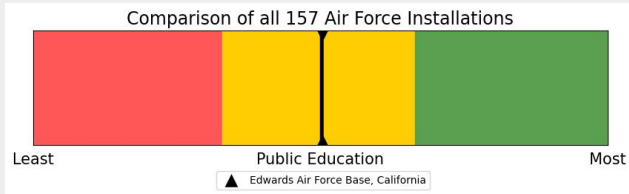


# Support of Military Families - 2021

## Edwards Air Force Base, California

### Public Education\*

2019 2021



KEY: ■ < 33.3% ≤ ■ < 66.6% ≤ ■ (Percentile):

### Academic Performance Criteria

2019 2021



Graduation Rate



Student Learning Rate



### School Climate Criteria



Chronic Absenteeism Rate



Suspension Rate



### Service Offering Criteria



Pre-Kindergarten Availability



Student to Counselor Ratio



Student to Mental Health Support Ratio



Student to Nurse Ratio



Student to Teacher Ratio



Data Source	Most Recent Survey Time Period Utilized	Date Last Updated
Department of Education - Civil Rights Data Collection District and School Data	SY 2017-2018	October 2020
Department of Education - EDFacts Graduation Rates (District and School Level)	SY 2018-2019	November 2020
Department of Education - National center for Education Statistics Common Core of Data Public Elementary/ Secondary School Universe Survey Data	SY 2019-2020	March 2021
Department of Education - National Center of Education Statistics Common Core of Data (School Search)	SY 2018-19 School Details and Enrollment Characteristics SY 2019-20 School Directory Information	April 2020 July 2020
Center for Education Policy Analysis: Stanford Education Data Archive (SEDA)	SY 2008-2009 through SY 2017-2018	February 2021

\* Public Education is Compiled using 60% Academic Performance, 20% School Climate, and 20% Service Offering.

### Licensure Portability

2019 2021



Accounting



Cosmetology



EMS



Engineering



Law



Nursing



Physical Therapy



Psychology



Teaching



Other Professions



Data Source	Most Recent Survey Time Period Utilized	Date Last Updated
State Laws, State Executive Orders, State Bar and Supreme Court Rules (Licensure)	Through Dec. 2021	Dec. 31, 2021

### Areas Requiring Additional Support

#### Public Education

Student to Teacher



Student to Counselor



PreK



#### Licensure Language

Military spouse legislation delegates to professional certifying boards No temporary license or reciprocity Witte

#### Profession

Cosmetology, Psychology, Physical Therapy, Law, Other Professions



# Support of Military Families - 2021

## Edwards Air Force Base, California

### Education and Licensure Assessment Narrative

#### Public Education:

(This assessment is a comparative analysis using colors to graphically display results for all criteria and categories. The colors are assigned using percentiles, divided into thirds, to provide information about a location's relative position compared to all other Department of the Air Force installations assessed)

- Edwards Air Force Base, California received an overall yellow rating for public education as it fell within the middle 33 percent of all Air Force installations assessed

- The areas with the lowest relative ranking which require additional state/community support include Student to Teacher Ratio, Student to Counselor Ratio, and Pre-school Availability

- Change from 2019: Edwards Air Force Base, California's overall education rating did not shift from 2019.

#### Licensure Portability:

- The State of California received an overall red rating for licensure portability indicating the State statutes (primarily West's Ann.Cal.Bus. & Prof.Code § 115.5) contain significant barriers to licensure and certification portability. This assessment is driven by the decentralized nature of California's legislation delegating responsibilities to the professional certifying boards and the segmented application of temporary and expedited licensing

- There are no barriers for Accounting given the Accountancy Board recognizes all states as substantially equivalent, thus allowing California to grant a practice privilege to transferring military spouses holding an accounting license

- However, barriers remain for Engineering, EMS, Nursing, and Teaching as these occupations still carry restrictions and/or testing requirements that prevent a more favorable assessment

- If you have additional information or recently made changes to your State's licensure statutes, you can send the updated information to [SAF.MRR.Workflow@us.af.mil](mailto:SAF.MRR.Workflow@us.af.mil) for consideration and potential changes to the assessment.

- Change from 2019: No change from the 2019 assessment and no changes to the State's statute

#### Additional Notes:

- The education assessment cross references zip codes within the Military Housing Area (MHA) with zip codes of schools in the surrounding districts. Those school districts with zip codes that fall within the MHA of an installation are included in the analysis. In some locations, school district composition may have changed slightly due to the use of updated District IDs obtained from the Department of Education

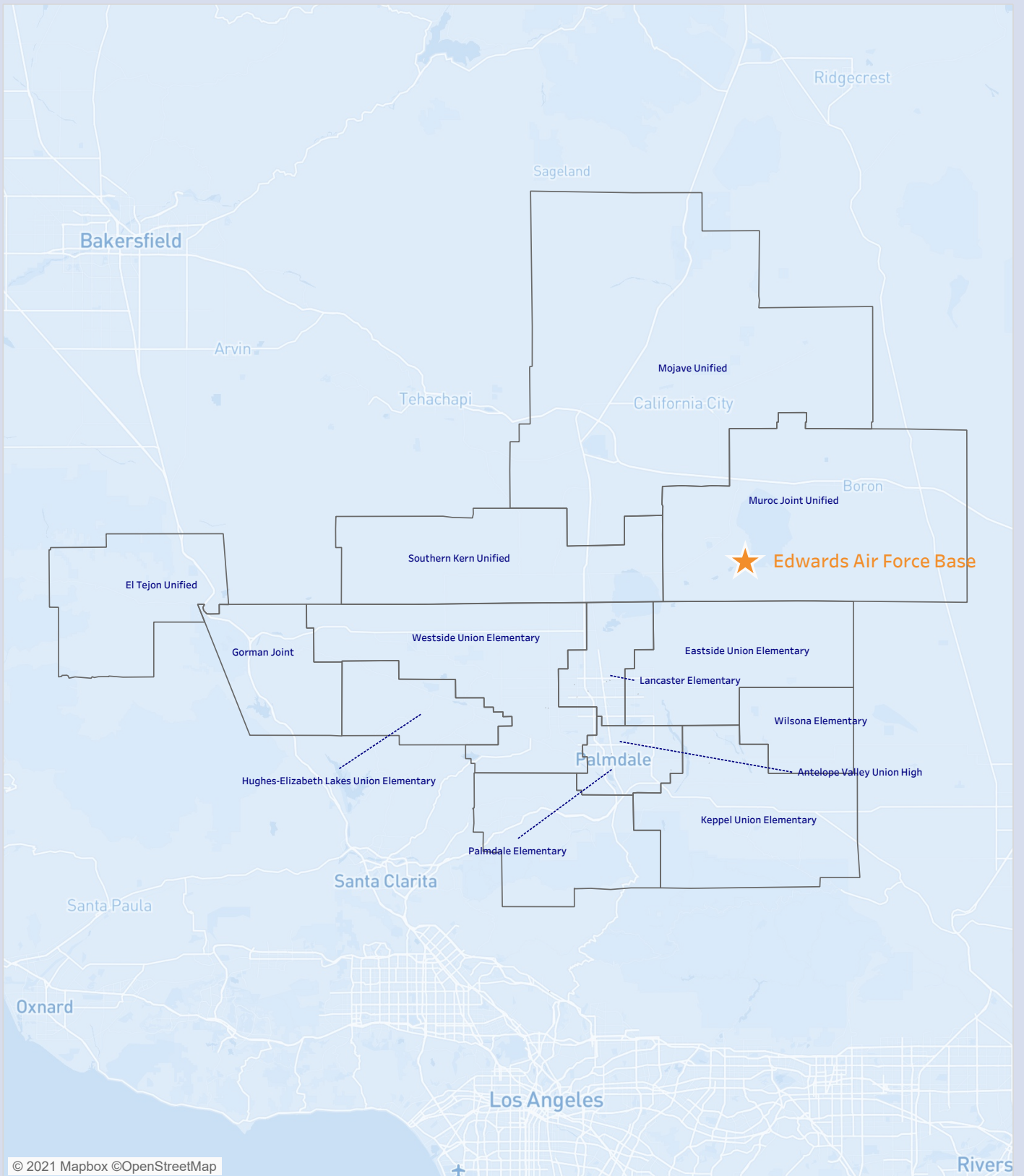
- Graduation rates reflect a 4-year graduation, which was determined to be the expectation of Airmen, Guardians, and their families due to frequency of relocation

- The licensure assessment uses a checklist of licensure rules that states should have, and that they should avoid. For example, having a compact or temporary licensing rule and NOT having supervisory requirements are checklist items that lead to green. The Department of the Air Force reviewed state policies and programs intended to eliminate barriers to license portability for military spouses that were in effect as of 31 Dec. 2021

For additional information on Education and Licensure assessment criteria, methodology and data sources, please see the Support of Military Families Background Information provided at [www.af.mil](http://www.af.mil) under the Support to Families banner. All questions and feedback should be directed to [SAF.MRR.Workflow@us.af.mil](mailto:SAF.MRR.Workflow@us.af.mil).

# Edwards Air Force Base, California

## School Districts Map

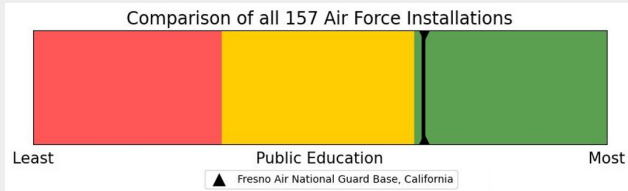


# Support of Military Families - 2021

## Fresno Air National Guard Base, California

### Public Education\*

2019 2021



KEY: ■ < 33.3% ■ < 66.6% ■ (Percentile):

### Academic Performance Criteria

2019 2021



Graduation Rate



Student Learning Rate



### School Climate Criteria



Chronic Absenteeism Rate



Suspension Rate



### Service Offering Criteria



Pre-Kindergarten Availability



Student to Counselor Ratio



Student to Mental Health Support Ratio



Student to Nurse Ratio



Student to Teacher Ratio

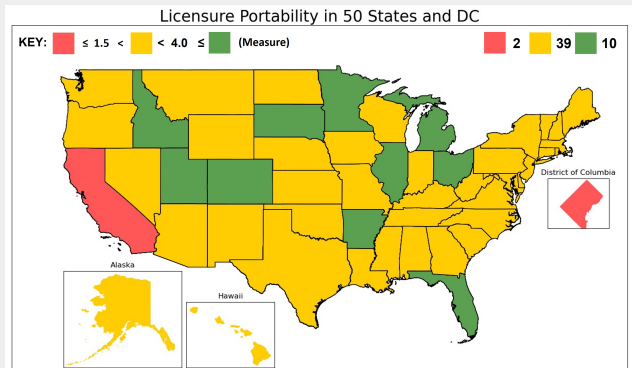


Data Source	Most Recent Survey Time Period Utilized	Date Last Updated
Department of Education - Civil Rights Data Collection District and School Data	SY 2017-2018	October 2020
Department of Education - ED Facts Graduation Rates (District and School Level)	SY 2018-2019	November 2020
Department of Education - National center for Education Statistics Common Core of Data Public Elementary/ Secondary School Universe Survey Data	SY 2019-2020	March 2021
Department of Education - National Center of Education Statistics Common Core of Data (School Search)	SY 2018-19 School Details and Enrollment Characteristics SY 2019-20 School Directory Information	April 2020 July 2020
Center for Education Policy Analysis: Stanford Education Data Archive (SEDA)	SY 2008-2009 through SY 2017-2018	February 2021

\* Public Education is Compiled using 60% Academic Performance, 20% School Climate, and 20% Service Offering.

### Licensure Portability

2019 2021



Accounting



Cosmetology



EMS



Engineering



Law



Nursing



Physical Therapy



Psychology



Teaching



Other Professions



Data Source	Most Recent Survey Time Period Utilized	Date Last Updated
State Laws, State Executive Orders, State Bar and Supreme Court Rules (Licensure)	Through Dec. 2021	Dec. 31, 2021

### Areas Requiring Additional Support

#### Public Education

Student to Counselor



Student to Teacher



Student to Nurse



#### Licensure Language

Military spouse legislation delegates to professional certifying boards No temporary license or reciprocity Witte

#### Profession

Cosmetology, Psychology, Physical Therapy, Law, Other Professions



# Support of Military Families - 2021

## Fresno Air National Guard Base, California

### Education and Licensure Assessment Narrative

#### Public Education:

(This assessment is a comparative analysis using colors to graphically display results for all criteria and categories. The colors are assigned using percentiles, divided into thirds, to provide information about a location's relative position compared to all other Department of the Air Force installations assessed)

- Fresno Air National Guard Base, California received an overall green rating for public education as it fell within the top 33 percent of all Air Force installations assessed
- The areas with the lowest relative ranking which require additional state/community support include Student to Counselor Ratio, Student to Teacher Ratio, and Student to Nurse Ratio
- Change from 2019: Fresno Air National Guard Base, California's overall education rating changed from yellow to green from 2019.

#### Licensure Portability:

- The State of California received an overall red rating for licensure portability indicating the State statutes (primarily West's Ann.Cal.Bus. & Prof.Code § 115.5) contain significant barriers to licensure and certification portability. This assessment is driven by the decentralized nature of California's legislation delegating responsibilities to the professional certifying boards and the segmented application of temporary and expedited licensing
- There are no barriers for Accounting given the Accountancy Board recognizes all states as substantially equivalent, thus allowing California to grant a practice privilege to transferring military spouses holding an accounting license
- However, barriers remain for Engineering, EMS, Nursing, and Teaching as these occupations still carry restrictions and/or testing requirements that prevent a more favorable assessment
- If you have additional information or recently made changes to your State's licensure statutes, you can send the updated information to [SAF.MRR.Workflow@us.af.mil](mailto:SAF.MRR.Workflow@us.af.mil) for consideration and potential changes to the assessment.
- Change from 2019: No change from the 2019 assessment and no changes to the State's statute

#### Additional Notes:

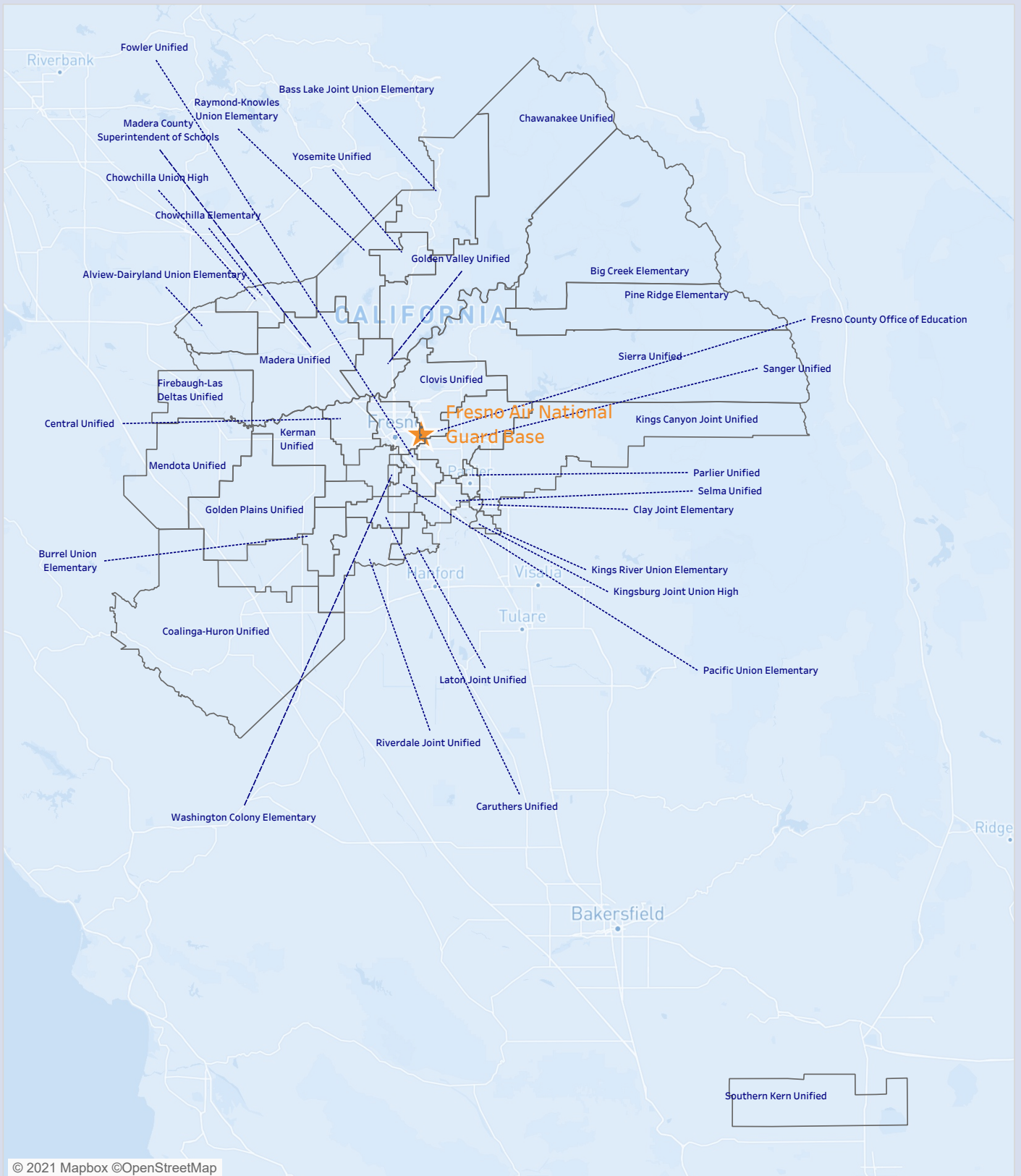
- The education assessment cross references zip codes within the Military Housing Area (MHA) with zip codes of schools in the surrounding districts. Those school districts with zip codes that fall within the MHA of an installation are included in the analysis. In some locations, school district composition may have changed slightly due to the use of updated District IDs obtained from the Department of Education
- Graduation rates reflect a 4-year graduation, which was determined to be the expectation of Airmen, Guardians, and their families due to frequency of relocation
- The licensure assessment uses a checklist of licensure rules that states should have, and that they should avoid. For example, having a compact or temporary licensing rule and NOT having supervisory requirements are checklist items that lead to green. The Department of the Air Force reviewed state policies and programs intended to eliminate barriers to license portability for military spouses that were in effect as of 31 Dec. 2021

For additional information on Education and Licensure assessment criteria, methodology and data sources, please see the Support of Military Families Background Information provided at [www.af.mil](http://www.af.mil) under the Support to Families banner. All questions and feedback should be directed to [SAF.MRR.Workflow@us.af.mil](mailto:SAF.MRR.Workflow@us.af.mil).



# Fresno Air National Guard Base, California

## School Districts Map

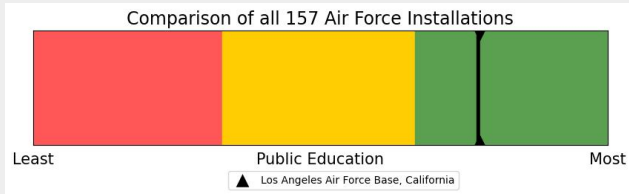


# Support of Military Families - 2021

## Los Angeles Air Force Base, California

### Public Education\*

2019 2021



KEY: ■ < 33.3% ≤ ■ < 66.6% ≤ ■ (Percentile):

### Academic Performance Criteria

2019 2021



Graduation Rate



Student Learning Rate



### School Climate Criteria



Chronic Absenteeism Rate



Suspension Rate



### Service Offering Criteria



Pre-Kindergarten Availability



Student to Counselor Ratio



Student to Mental Health Support Ratio



Student to Nurse Ratio



Student to Teacher Ratio



Data Source	Most Recent Survey Time Period Utilized	Date Last Updated
Department of Education - Civil Rights Data Collection District and School Data	SY 2017-2018	October 2020
Department of Education - EDFacts Graduation Rates (District and School Level)	SY 2018-2019	November 2020
Department of Education - National center for Education Statistics Common Core of Data Public Elementary/ Secondary School Universe Survey Data	SY 2019-2020	March 2021
Department of Education - National Center of Education Statistics Common Core of Data (School Search)	SY 2018-19 School Details and Enrollment Characteristics SY 2019-20 School Directory Information	April 2020 July 2020
Center for Education Policy Analysis: Stanford Education Data Archive (SEDA)	SY 2008-2009 through SY 2017-2018	February 2021

\* Public Education is Compiled using 60% Academic Performance, 20% School Climate, and 20% Service Offering.

### Licensure Portability

2019 2021



Accounting



Cosmetology



EMS



Engineering



Law



Nursing



Physical Therapy



Psychology



Teaching



Other Professions



Data Source	Most Recent Survey Time Period Utilized	Date Last Updated
State Laws, State Executive Orders, State Bar and Supreme Court Rules (Licensure)	Through Dec. 2021	Dec. 31, 2021

### Areas Requiring Additional Support

#### Public Education

Student to Teacher



Student to Counselor



Student to Nurse



#### Licensure Language

Military spouse legislation delegates to professional certifying boards No temporary license or reciprocity Witte

#### Profession

Cosmetology, Psychology, Physical Therapy, Law, Other Professions



# Support of Military Families - 2021

## Los Angeles Air Force Base, California

### Education and Licensure Assessment Narrative

#### Public Education:

(This assessment is a comparative analysis using colors to graphically display results for all criteria and categories. The colors are assigned using percentiles, divided into thirds, to provide information about a location's relative position compared to all other Department of the Air Force installations assessed)

- Los Angeles Air Force Base, California received an overall green rating for public education as it fell within the top 33 percent of all Air Force installations assessed

- The areas with the lowest relative ranking which require additional state/community support include Student to Teacher Ratio, Student to Counselor Ratio, and Student to Nurse Ratio

- Change from 2019: Los Angeles Air Force Base, California's overall education rating did not shift from 2019.

#### Licensure Portability:

- The State of California received an overall red rating for licensure portability indicating the State statutes (primarily West's Ann.Cal.Bus. & Prof.Code § 115.5) contain significant barriers to licensure and certification portability. This assessment is driven by the decentralized nature of California's legislation delegating responsibilities to the professional certifying boards and the segmented application of temporary and expedited licensing

- There are no barriers for Accounting given the Accountancy Board recognizes all states as substantially equivalent, thus allowing California to grant a practice privilege to transferring military spouses holding an accounting license

- However, barriers remain for Engineering, EMS, Nursing, and Teaching as these occupations still carry restrictions and/or testing requirements that prevent a more favorable assessment

- If you have additional information or recently made changes to your State's licensure statutes, you can send the updated information to [SAF.MRR.Workflow@us.af.mil](mailto:SAF.MRR.Workflow@us.af.mil) for consideration and potential changes to the assessment.

- Change from 2019: No change from the 2019 assessment and no changes to the State's statute

#### Additional Notes:

- The education assessment cross references zip codes within the Military Housing Area (MHA) with zip codes of schools in the surrounding districts. Those school districts with zip codes that fall within the MHA of an installation are included in the analysis. In some locations, school district composition may have changed slightly due to the use of updated District IDs obtained from the Department of Education

- Graduation rates reflect a 4-year graduation, which was determined to be the expectation of Airmen, Guardians, and their families due to frequency of relocation

- The licensure assessment uses a checklist of licensure rules that states should have, and that they should avoid. For example, having a compact or temporary licensing rule and NOT having supervisory requirements are checklist items that lead to green. The Department of the Air Force reviewed state policies and programs intended to eliminate barriers to license portability for military spouses that were in effect as of 31 Dec. 2021

For additional information on Education and Licensure assessment criteria, methodology and data sources, please see the Support of Military Families Background Information provided at [www.af.mil](http://www.af.mil) under the Support to Families banner. All questions and feedback should be directed to [SAF.MRR.Workflow@us.af.mil](mailto:SAF.MRR.Workflow@us.af.mil).

# Los Angeles Air Force Base, California

## School Districts Map

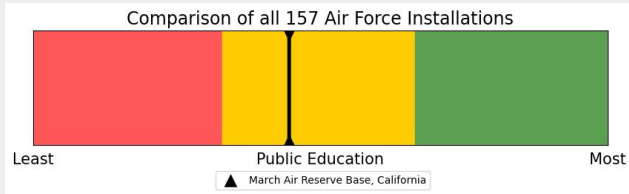


# Support of Military Families - 2021

## March Air Reserve Base, California

### Public Education\*

2019 2021



KEY: ■ < 33.3% ≤ ■ < 66.6% ≤ ■ (Percentile):

### Academic Performance Criteria

2019 2021



Graduation Rate



Student Learning Rate



### School Climate Criteria



Chronic Absenteeism Rate



Suspension Rate



### Service Offering Criteria



Pre-Kindergarten Availability



Student to Counselor Ratio



Student to Mental Health Support Ratio



Student to Nurse Ratio



Student to Teacher Ratio



Data Source	Most Recent Survey Time Period Utilized	Date Last Updated
Department of Education - Civil Rights Data Collection District and School Data	SY 2017-2018	October 2020
Department of Education - EDFacts Graduation Rates (District and School Level)	SY 2018-2019	November 2020
Department of Education - National center for Education Statistics Common Core of Data Public Elementary/ Secondary School Universe Survey Data	SY 2019-2020	March 2021
Department of Education - National Center of Education Statistics Common Core of Data (School Search)	SY 2018-19 School Details and Enrollment Characteristics SY 2019-20 School Directory Information	April 2020 July 2020
Center for Education Policy Analysis: Stanford Education Data Archive (SEDA)	SY 2008-2009 through SY 2017-2018	February 2021

\* Public Education is Compiled using 60% Academic Performance, 20% School Climate, and 20% Service Offering.

### Licensure Portability

2019 2021



Accounting



Cosmetology



EMS



Engineering



Law



Nursing



Physical Therapy



Psychology



Teaching



Other Professions



Data Source	Most Recent Survey Time Period Utilized	Date Last Updated
State Laws, State Executive Orders, State Bar and Supreme Court Rules (Licensure)	Through Dec. 2021	Dec. 31, 2021

### Areas Requiring Additional Support

#### Public Education

Student to Teacher



Student to Counselor



Student to Nurse



#### Licensure Language

Military spouse legislation delegates to professional certifying boards No temporary license or reciprocity Witte

#### Profession

Cosmetology, Psychology, Physical Therapy, Law, Other Professions



# Support of Military Families - 2021

## March Air Reserve Base, California

### Education and Licensure Assessment Narrative

#### Public Education:

(This assessment is a comparative analysis using colors to graphically display results for all criteria and categories. The colors are assigned using percentiles, divided into thirds, to provide information about a location's relative position compared to all other Department of the Air Force installations assessed)

- March Air Reserve Base, California received an overall green rating for public education as it fell within the top 33 percent of all Air Force installations assessed

- The areas with the lowest relative ranking which require additional state/community support include Student to Teacher Ratio, Student to Counselor Ratio, and Student to Nurse Ratio

- Change from 2019: March Air Reserve Base, California's overall education rating changed from yellow to green from 2019.

#### Licensure Portability:

- The State of California received an overall red rating for licensure portability indicating the State statutes (primarily West's Ann.Cal.Bus. & Prof.Code § 115.5) contain significant barriers to licensure and certification portability. This assessment is driven by the decentralized nature of California's legislation delegating responsibilities to the professional certifying boards and the segmented application of temporary and expedited licensing

- There are no barriers for Accounting given the Accountancy Board recognizes all states as substantially equivalent, thus allowing California to grant a practice privilege to transferring military spouses holding an accounting license

- However, barriers remain for Engineering, EMS, Nursing, and Teaching as these occupations still carry restrictions and/or testing requirements that prevent a more favorable assessment

- If you have additional information or recently made changes to your State's licensure statutes, you can send the updated information to [SAF.MRR.Workflow@us.af.mil](mailto:SAF.MRR.Workflow@us.af.mil) for consideration and potential changes to the assessment.

- Change from 2019: No change from the 2019 assessment and no changes to the State's statute

#### Additional Notes:

- The education assessment cross references zip codes within the Military Housing Area (MHA) with zip codes of schools in the surrounding districts. Those school districts with zip codes that fall within the MHA of an installation are included in the analysis. In some locations, school district composition may have changed slightly due to the use of updated District IDs obtained from the Department of Education

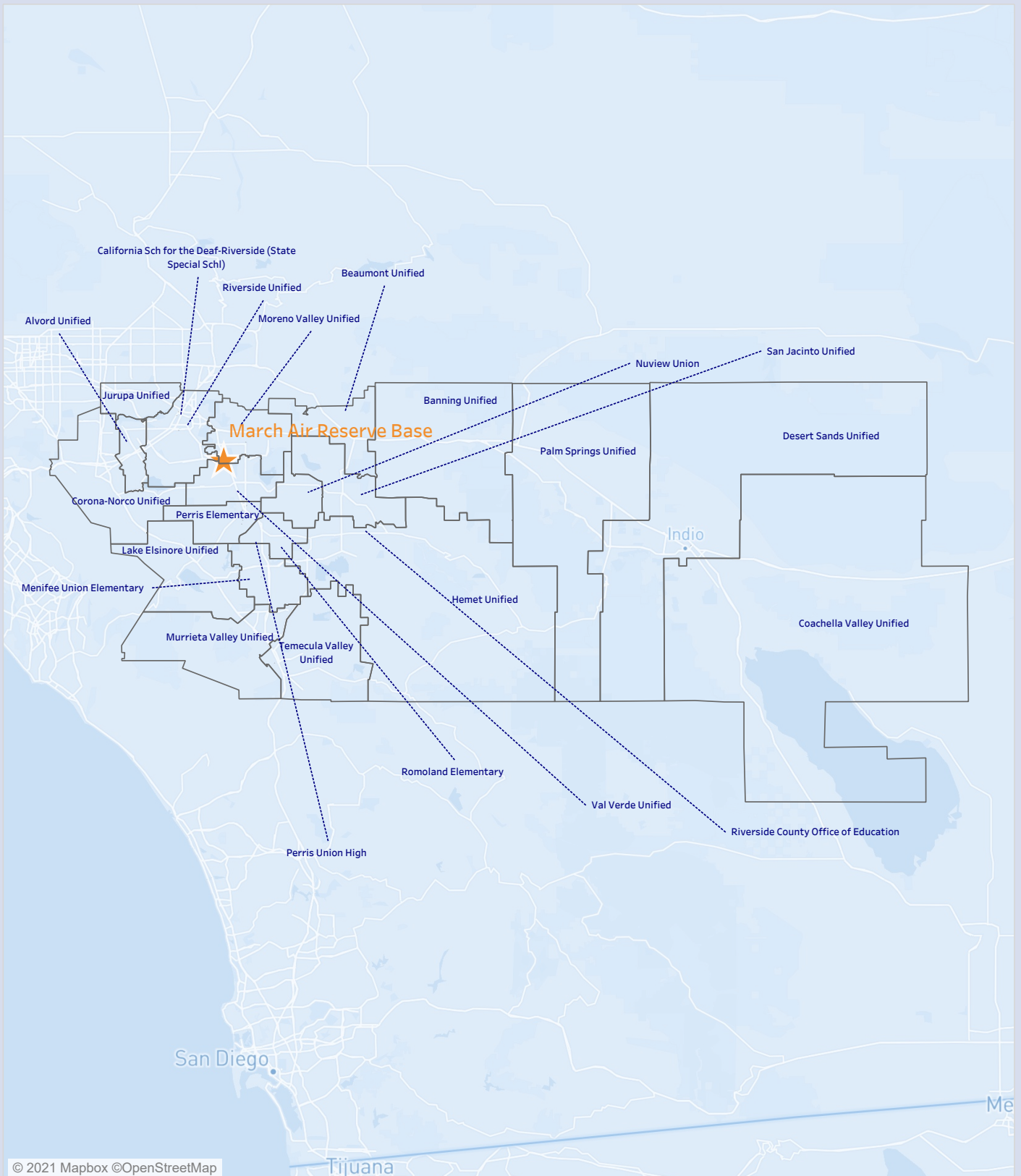
- Graduation rates reflect a 4-year graduation, which was determined to be the expectation of Airmen, Guardians, and their families due to frequency of relocation

- The licensure assessment uses a checklist of licensure rules that states should have, and that they should avoid. For example, having a compact or temporary licensing rule and NOT having supervisory requirements are checklist items that lead to green. The Department of the Air Force reviewed state policies and programs intended to eliminate barriers to license portability for military spouses that were in effect as of 31 Dec. 2021

For additional information on Education and Licensure assessment criteria, methodology and data sources, please see the Support of Military Families Background Information provided at [www.af.mil](http://www.af.mil) under the Support to Families banner. All questions and feedback should be directed to [SAF.MRR.Workflow@us.af.mil](mailto:SAF.MRR.Workflow@us.af.mil).

# March Air Reserve Base, California

## School Districts Map

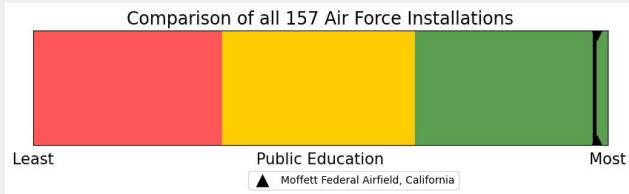


# Support of Military Families - 2021

## Moffett Federal Airfield, California

### Public Education\*

2019 2021



KEY: ■ < 33.3% ■ < 66.6% ■ (Percentile):

### Academic Performance Criteria

2019 2021



Graduation Rate



Student Learning Rate



### School Climate Criteria



Chronic Absenteeism Rate



Suspension Rate



### Service Offering Criteria



Pre-Kindergarten Availability



Student to Counselor Ratio



Student to Mental Health Support Ratio



Student to Nurse Ratio



Student to Teacher Ratio

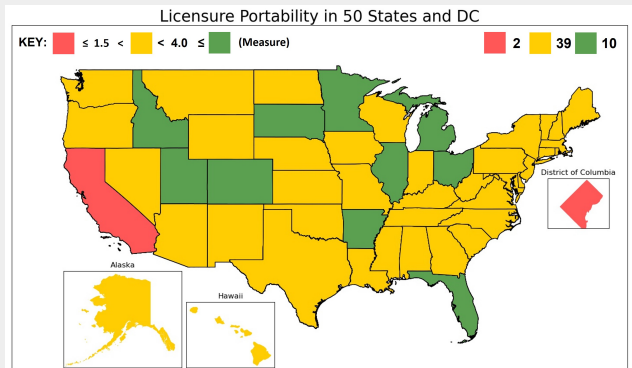


Data Source	Most Recent Survey Time Period Utilized	Date Last Updated
Department of Education - Civil Rights Data Collection District and School Data	SY 2017-2018	October 2020
Department of Education - ED Facts Graduation Rates (District and School Level)	SY 2018-2019	November 2020
Department of Education - National center for Education Statistics Common Core of Data Public Elementary/ Secondary School Universe Survey Data	SY 2019-2020	March 2021
Department of Education - National Center of Education Statistics Common Core of Data (School Search)	SY 2018-19 School Details and Enrollment Characteristics SY 2019-20 School Directory Information	April 2020 July 2020
Center for Education Policy Analysis: Stanford Education Data Archive (SEDA)	SY 2008-2009 through SY 2017-2018	February 2021

\* Public Education is Compiled using 60% Academic Performance, 20% School Climate, and 20% Service Offering.

### Licensure Portability

2019 2021



Accounting



Cosmetology



EMS



Engineering



Law



Nursing



Physical Therapy



Psychology



Teaching



Other Professions



Data Source	Most Recent Survey Time Period Utilized	Date Last Updated
State Laws, State Executive Orders, State Bar and Supreme Court Rules (Licensure)	Through Dec. 2021	Dec. 31, 2021

### Areas Requiring Additional Support

#### Public Education

Student to Counselor



Student to Teacher



Student to Nurse



#### Licensure Language

Military spouse legislation delegates to professional certifying boards No temporary license or reciprocity Witte

#### Profession

Cosmetology, Psychology, Physical Therapy, Law, Other Professions





# Support of Military Families - 2021

## Moffett Federal Airfield, California

### Education and Licensure Assessment Narrative

#### Public Education:

(This assessment is a comparative analysis using colors to graphically display results for all criteria and categories. The colors are assigned using percentiles, divided into thirds, to provide information about a location's relative position compared to all other Department of the Air Force installations assessed)

- Moffett Federal Airfield, California received an overall green rating for public education as it fell within the top 33 percent of all Air Force installations assessed

- The areas with the lowest relative ranking which require additional state/community support include Student to Counselor Ratio, Student to Teacher Ratio, and Student to Nurse Ratio

- Change from 2019: Moffett Federal Airfield, California's overall education rating did not shift from 2019.

#### Licensure Portability:

- The State of California received an overall red rating for licensure portability indicating the State statutes (primarily West's Ann.Cal.Bus. & Prof.Code § 115.5) contain significant barriers to licensure and certification portability. This assessment is driven by the decentralized nature of California's legislation delegating responsibilities to the professional certifying boards and the segmented application of temporary and expedited licensing

- There are no barriers for Accounting given the Accountancy Board recognizes all states as substantially equivalent, thus allowing California to grant a practice privilege to transferring military spouses holding an accounting license

- However, barriers remain for Engineering, EMS, Nursing, and Teaching as these occupations still carry restrictions and/or testing requirements that prevent a more favorable assessment

- If you have additional information or recently made changes to your State's licensure statutes, you can send the updated information to [SAF.MRR.Workflow@us.af.mil](mailto:SAF.MRR.Workflow@us.af.mil) for consideration and potential changes to the assessment.

- Change from 2019: No change from the 2019 assessment and no changes to the State's statute

#### Additional Notes:

- The education assessment cross references zip codes within the Military Housing Area (MHA) with zip codes of schools in the surrounding districts. Those school districts with zip codes that fall within the MHA of an installation are included in the analysis. In some locations, school district composition may have changed slightly due to the use of updated District IDs obtained from the Department of Education

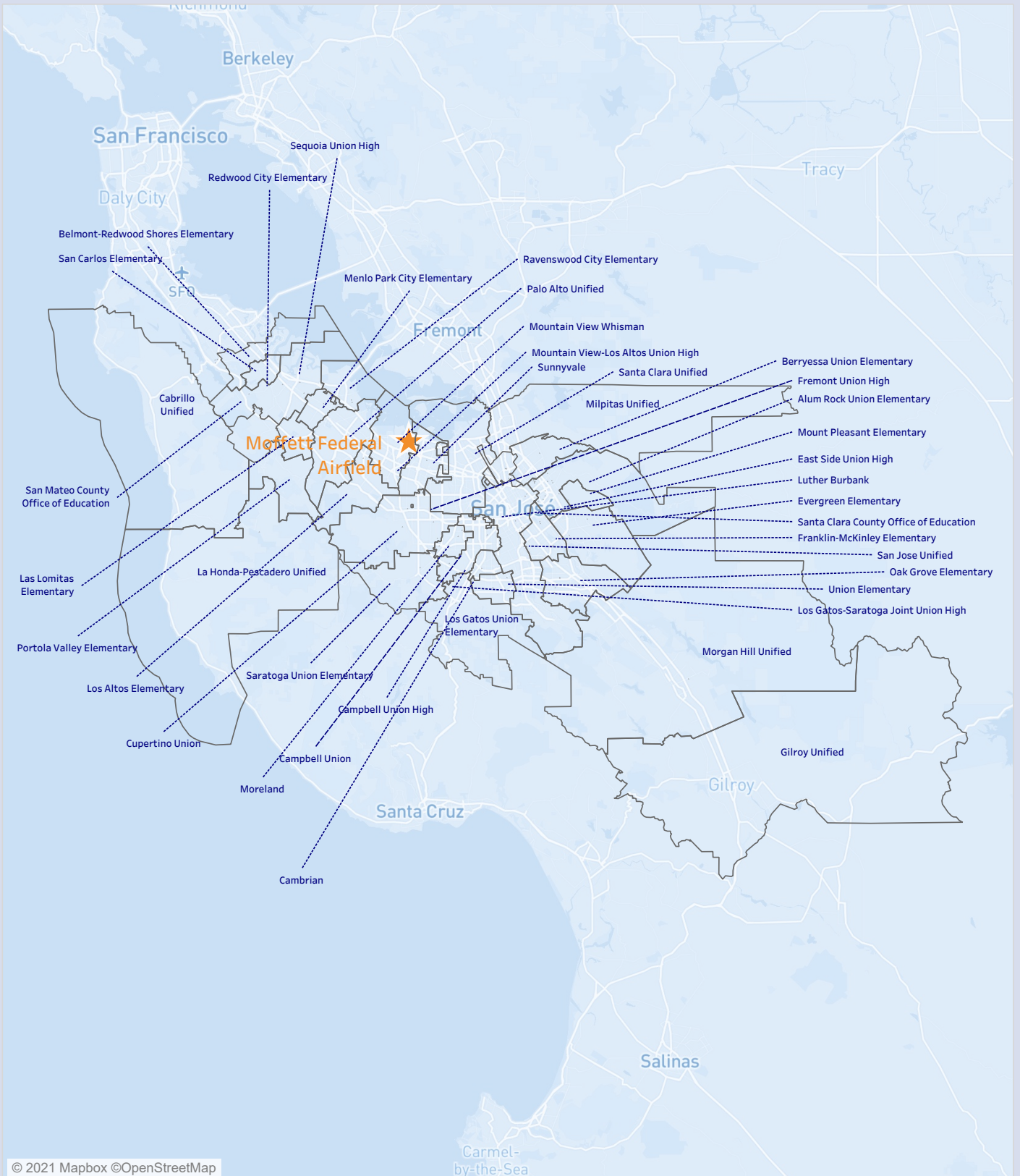
- Graduation rates reflect a 4-year graduation, which was determined to be the expectation of Airmen, Guardians, and their families due to frequency of relocation

- The licensure assessment uses a checklist of licensure rules that states should have, and that they should avoid. For example, having a compact or temporary licensing rule and NOT having supervisory requirements are checklist items that lead to green. The Department of the Air Force reviewed state policies and programs intended to eliminate barriers to license portability for military spouses that were in effect as of 31 Dec. 2021

For additional information on Education and Licensure assessment criteria, methodology and data sources, please see the Support of Military Families Background Information provided at [www.af.mil](http://www.af.mil) under the Support to Families banner. All questions and feedback should be directed to [SAF.MRR.Workflow@us.af.mil](mailto:SAF.MRR.Workflow@us.af.mil).

# Moffett Federal Airfield, California

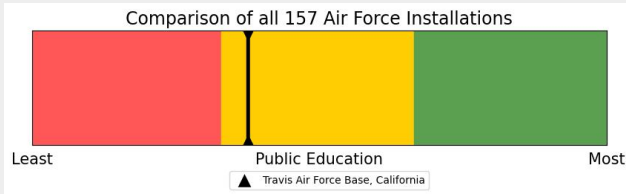
## School Districts Map



# Support of Military Families - 2021

## Travis Air Force Base, California

### Public Education\*



KEY: ■ < 33.3% ≤ ■ < 66.6% ≤ ■ (Percentile):

### Academic Performance Criteria



Graduation Rate



Student Learning Rate



### School Climate Criteria



Chronic Absenteeism Rate



Suspension Rate



### Service Offering Criteria



Pre-Kindergarten Availability



Student to Counselor Ratio



Student to Mental Health Support Ratio



Student to Nurse Ratio



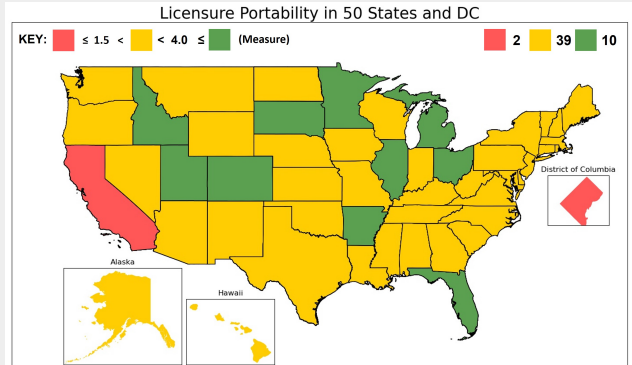
Student to Teacher Ratio



Data Source	Most Recent Survey Time Period Utilized	Date Last Updated
Department of Education - Civil Rights Data Collection District and School Data	SY 2017-2018	October 2020
Department of Education - EDFacts Graduation Rates (District and School Level)	SY 2018-2019	November 2020
Department of Education - National center for Education Statistics Common Core of Data Public Elementary/ Secondary School Universe Survey Data	SY 2019-2020	March 2021
Department of Education - National Center of Education Statistics Common Core of Data (School Search)	SY 2018-19 School Details and Enrollment Characteristics SY 2019-20 School Directory Information	April 2020 July 2020
Center for Education Policy Analysis: Stanford Education Data Archive (SEDA)	SY 2008-2009 through SY 2017-2018	February 2021

\* Public Education is Compiled using 60% Academic Performance, 20% School Climate, and 20% Service Offering.

### Licensure Portability



Accounting



Cosmetology



EMS



Engineering



Law



Nursing



Physical Therapy



Psychology



Teaching



Other Professions



Data Source	Most Recent Survey Time Period Utilized	Date Last Updated
State Laws, State Executive Orders, State Bar and Supreme Court Rules (Licensure)	Through Dec. 2021	Dec. 31, 2021

### Areas Requiring Additional Support

#### Public Education

Student to Teacher



Student to Counselor



PreK



#### Licensure Language

Military spouse legislation delegates to professional certifying boards No temporary license or reciprocity Witte

#### Profession

Cosmetology, Psychology, Physical Therapy, Law, Other Professions



# Support of Military Families - 2021

## Travis Air Force Base, California

### Education and Licensure Assessment Narrative

#### Public Education:

(This assessment is a comparative analysis using colors to graphically display results for all criteria and categories. The colors are assigned using percentiles, divided into thirds, to provide information about a location's relative position compared to all other Department of the Air Force installations assessed)

- Travis Air Force Base, California received an overall yellow rating for public education as it fell within the middle 33 percent of all Air Force installations assessed
- The areas with the lowest relative ranking which require additional state/community support include Student to Teacher Ratio, Student to Counselor Ratio, and Pre-school Availability
- Change from 2019: Travis Air Force Base, California's overall education rating did not shift from 2019.

#### Licensure Portability:

- The State of California received an overall red rating for licensure portability indicating the State statutes (primarily West's Ann.Cal.Bus. & Prof.Code § 115.5) contain significant barriers to licensure and certification portability. This assessment is driven by the decentralized nature of California's legislation delegating responsibilities to the professional certifying boards and the segmented application of temporary and expedited licensing
- There are no barriers for Accounting given the Accountancy Board recognizes all states as substantially equivalent, thus allowing California to grant a practice privilege to transferring military spouses holding an accounting license
- However, barriers remain for Engineering, EMS, Nursing, and Teaching as these occupations still carry restrictions and/or testing requirements that prevent a more favorable assessment
- If you have additional information or recently made changes to your State's licensure statutes, you can send the updated information to [SAF.MRR.Workflow@us.af.mil](mailto:SAF.MRR.Workflow@us.af.mil) for consideration and potential changes to the assessment.
- Change from 2019: No change from the 2019 assessment and no changes to the State's statute

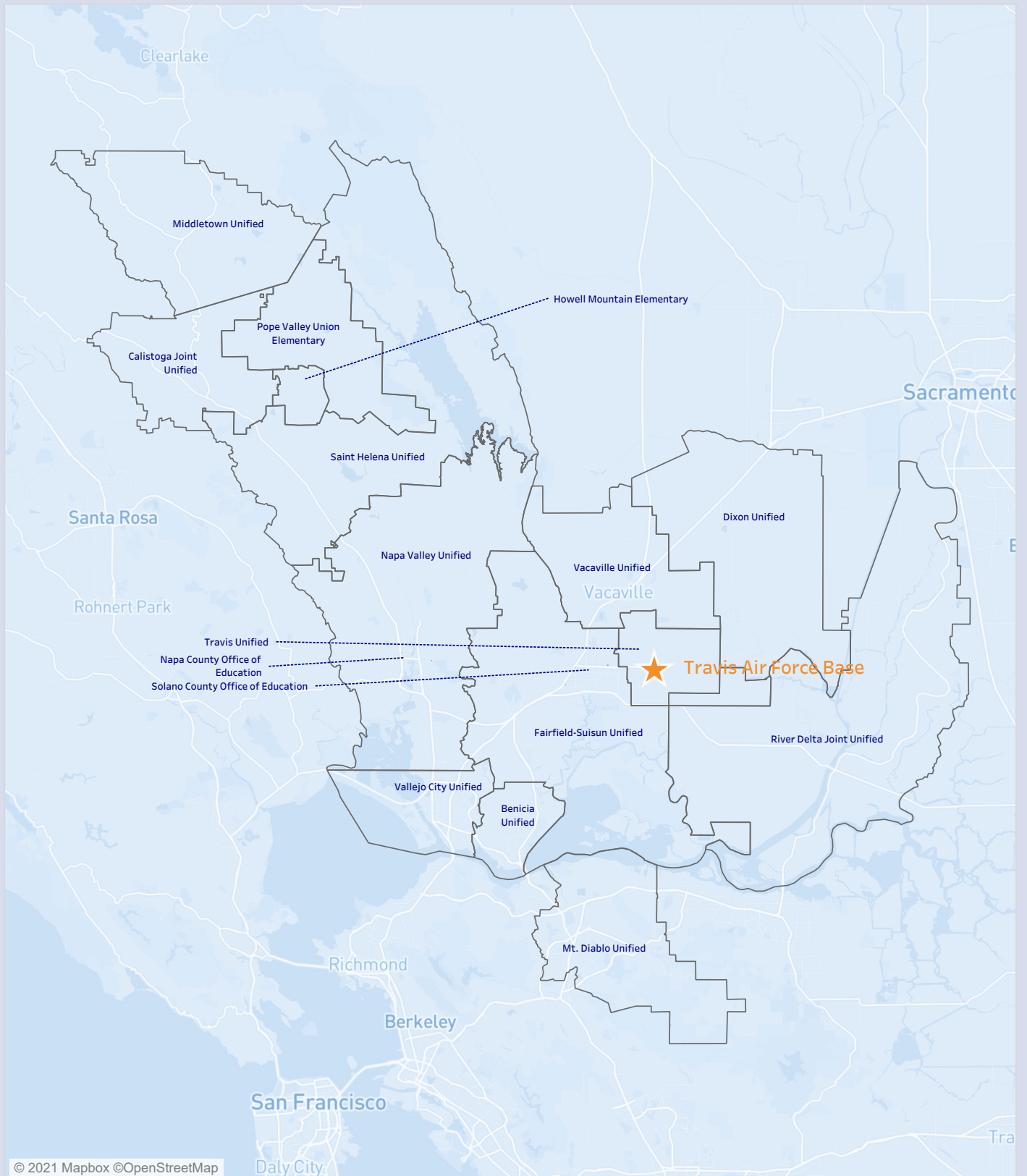
#### Additional Notes:

- The education assessment cross references zip codes within the Military Housing Area (MHA) with zip codes of schools in the surrounding districts. Those school districts with zip codes that fall within the MHA of an installation are included in the analysis. In some locations, school district composition may have changed slightly due to the use of updated District IDs obtained from the Department of Education
- Graduation rates reflect a 4-year graduation, which was determined to be the expectation of Airmen, Guardians, and their families due to frequency of relocation
- The licensure assessment uses a checklist of licensure rules that states should have, and that they should avoid. For example, having a compact or temporary licensing rule and NOT having supervisory requirements are checklist items that lead to green. The Department of the Air Force reviewed state policies and programs intended to eliminate barriers to license portability for military spouses that were in effect as of 31 Dec. 2021

For additional information on Education and Licensure assessment criteria, methodology and data sources, please see the Support of Military Families Background Information provided at [www.af.mil](http://www.af.mil) under the Support to Families banner. All questions and feedback should be directed to [SAF.MRR.Workflow@us.af.mil](mailto:SAF.MRR.Workflow@us.af.mil).

# Travis Air Force Base, California

## School Districts Map

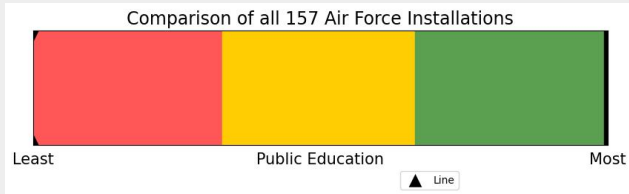


# Support of Military Families - 2021

## Vandenberg Space Force Base, California

### Public Education\*

2019 2021



KEY: ■ < 33.3% ≤ ■ < 66.6% ≤ ■ (Percentile):

### Academic Performance Criteria

2019 2021



Graduation Rate



Student Learning Rate



### School Climate Criteria



Chronic Absenteeism Rate



Suspension Rate



### Service Offering Criteria



Pre-Kindergarten Availability



Student to Counselor Ratio



Student to Mental Health Support Ratio



Student to Nurse Ratio



Student to Teacher Ratio



Data Source	Most Recent Survey Time Period Utilized	Date Last Updated
Department of Education - Civil Rights Data Collection District and School Data	SY 2017-2018	October 2020
Department of Education - ED Facts Graduation Rates (District and School Level)	SY 2018-2019	November 2020
Department of Education - National center for Education Statistics Common Core of Data Public Elementary/ Secondary School Universe Survey Data	SY 2019-2020	March 2021
Department of Education - National Center of Education Statistics Common Core of Data (School Search)	SY 2018-19 School Details and Enrollment Characteristics SY 2019-20 School Directory Information	April 2020 July 2020
Center for Education Policy Analysis: Stanford Education Data Archive (SEDA)	SY 2008-2009 through SY 2017-2018	February 2021

\* Public Education is Compiled using 60% Academic Performance, 20% School Climate, and 20% Service Offering.

### Licensure Portability

2019 2021



Accounting



Cosmetology



EMS



Engineering



Law



Nursing



Physical Therapy



Psychology



Teaching



Other Professions



Data Source	Most Recent Survey Time Period Utilized	Date Last Updated
State Laws, State Executive Orders, State Bar and Supreme Court Rules (Licensure)	Through Dec. 2021	Dec. 31, 2021

### Areas Requiring Additional Support

#### Public Education

PreK



Student to Teacher



Student to Counselor



#### Licensure Language

Military spouse legislation delegates to professional certifying boards No temporary license or reciprocity Witte

#### Profession

Cosmetology, Psychology, Physical Therapy, Law, Other Professions



# Support of Military Families - 2021

## Vandenberg Space Force Base, California

### Education and Licensure Assessment Narrative

#### Public Education:

(This assessment is a comparative analysis using colors to graphically display results for all criteria and categories. The colors are assigned using percentiles, divided into thirds, to provide information about a location's relative position compared to all other Department of the Air Force installations assessed)

- Vandenberg Space Force Base, California received an overall green rating for public education as it fell within the top 33 percent of all Air Force installations assessed

- The areas with the lowest relative ranking which require additional state/community support include Pre-school Availability, Student to Teacher Ratio, and Student to Counselor Ratio

- Change from 2019: Vandenberg Space Force Base, California's overall education rating did not shift from 2019.

#### Licensure Portability:

- The State of California received an overall red rating for licensure portability indicating the State statutes (primarily West's Ann.Cal.Bus. & Prof.Code § 115.5) contain significant barriers to licensure and certification portability. This assessment is driven by the decentralized nature of California's legislation delegating responsibilities to the professional certifying boards and the segmented application of temporary and expedited licensing

- There are no barriers for Accounting given the Accountancy Board recognizes all states as substantially equivalent, thus allowing California to grant a practice privilege to transferring military spouses holding an accounting license

- However, barriers remain for Engineering, EMS, Nursing, and Teaching as these occupations still carry restrictions and/or testing requirements that prevent a more favorable assessment

- If you have additional information or recently made changes to your State's licensure statutes, you can send the updated information to [SAF.MRR.Workflow@us.af.mil](mailto:SAF.MRR.Workflow@us.af.mil) for consideration and potential changes to the assessment.

- Change from 2019: No change from the 2019 assessment and no changes to the State's statute

#### Additional Notes:

- The education assessment cross references zip codes within the Military Housing Area (MHA) with zip codes of schools in the surrounding districts. Those school districts with zip codes that fall within the MHA of an installation are included in the analysis. In some locations, school district composition may have changed slightly due to the use of updated District IDs obtained from the Department of Education

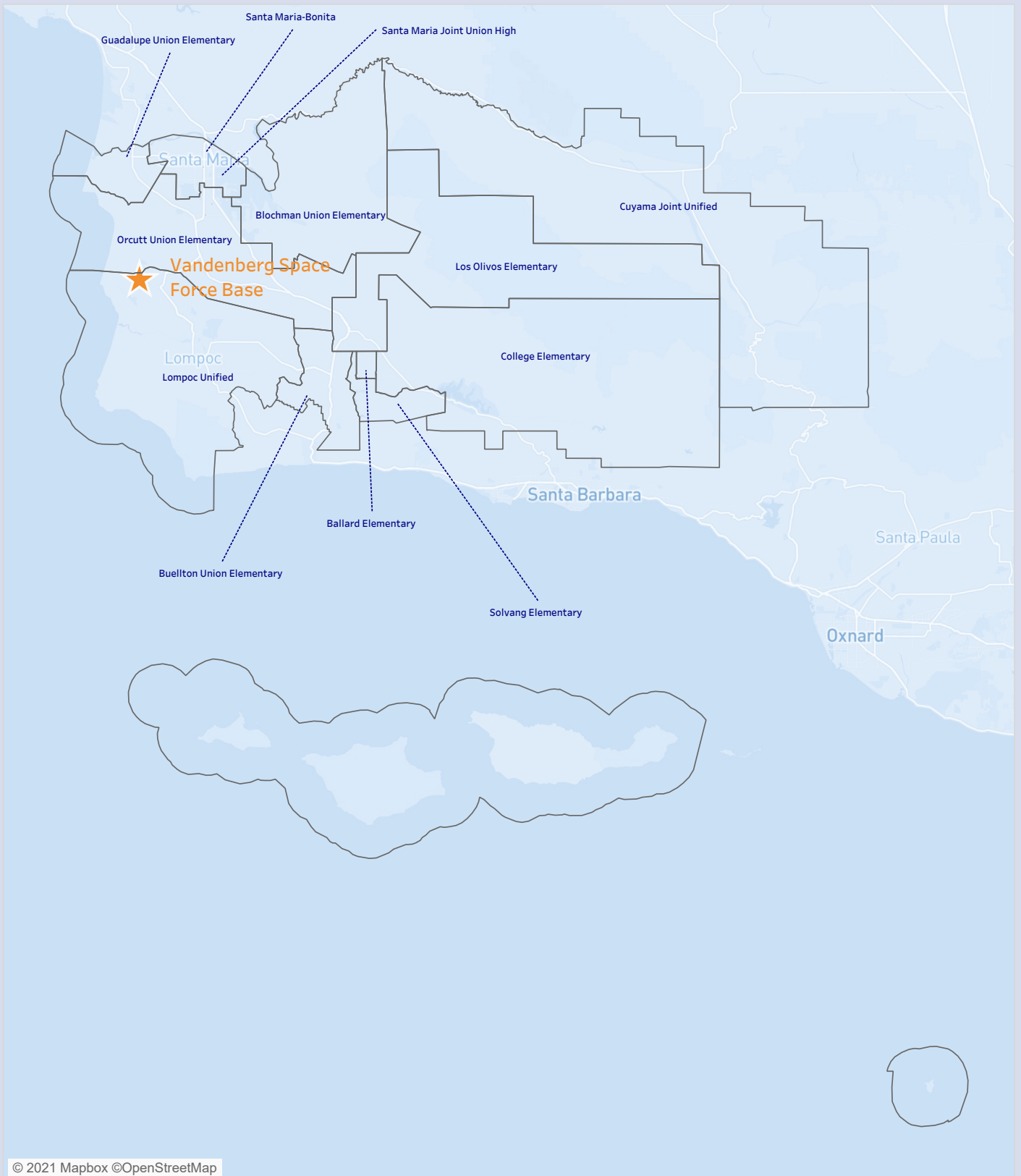
- Graduation rates reflect a 4-year graduation, which was determined to be the expectation of Airmen, Guardians, and their families due to frequency of relocation

- The licensure assessment uses a checklist of licensure rules that states should have, and that they should avoid. For example, having a compact or temporary licensing rule and NOT having supervisory requirements are checklist items that lead to green. The Department of the Air Force reviewed state policies and programs intended to eliminate barriers to license portability for military spouses that were in effect as of 31 Dec. 2021

For additional information on Education and Licensure assessment criteria, methodology and data sources, please see the Support of Military Families Background Information provided at [www.af.mil](http://www.af.mil) under the Support to Families banner. All questions and feedback should be directed to [SAF.MRR.Workflow@us.af.mil](mailto:SAF.MRR.Workflow@us.af.mil).

# Vandenberg Space Force Base, California

## School Districts Map



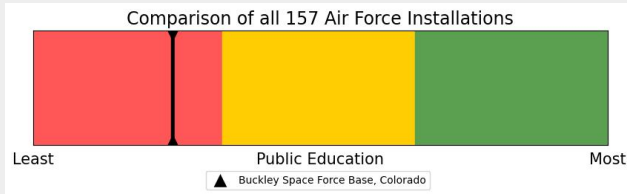


# Support of Military Families - 2021

## Buckley Space Force Base, Colorado

### Public Education\*

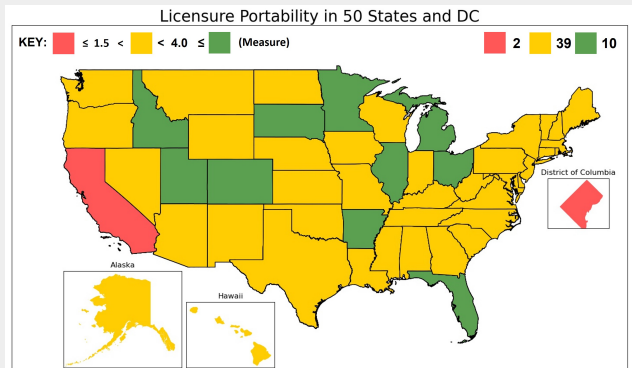
2019 2021



KEY: ■ < 33.3% ≤ ■ < 66.6% ≤ ■ (Percentile):

### Licensure Portability

2019 2021



### Academic Performance Criteria

2019 2021



Graduation Rate



Student Learning Rate



### School Climate Criteria



Chronic Absenteeism Rate



Suspension Rate



### Service Offering Criteria



Pre-Kindergarten Availability



Student to Counselor Ratio



Student to Mental Health Support Ratio



Student to Nurse Ratio



Student to Teacher Ratio



Data Source	Most Recent Survey Time Period Utilized	Date Last Updated
Department of Education - Civil Rights Data Collection District and School Data	SY 2017-2018	October 2020
Department of Education - EDFacts Graduation Rates (District and School Level)	SY 2018-2019	November 2020
Department of Education - National center for Education Statistics Common Core of Data Public Elementary/ Secondary School Universe Survey Data	SY 2019-2020	March 2021
Department of Education - National Center of Education Statistics Common Core of Data (School Search)	SY 2018-19 School Details and Enrollment Characteristics SY 2019-20 School Directory Information	April 2020 July 2020
Center for Education Policy Analysis: Stanford Education Data Archive (SEDA)	SY 2008-2009 through SY 2017-2018	February 2021

\* Public Education is Compiled using 60% Academic Performance, 20% School Climate, and 20% Service Offering.

Accounting



Cosmetology



EMS



Engineering



Law



Nursing



Physical Therapy



Psychology



Teaching



Other Professions



Data Source	Most Recent Survey Time Period Utilized	Date Last Updated
State Laws, State Executive Orders, State Bar and Supreme Court Rules (Licensure)	Through Dec. 2021	Dec. 31, 2021

### Areas Requiring Additional Support

#### Public Education

Chronic Absenteeism



Graduation Rates



Student to Counselor



#### Licensure Language

#### Profession

Statute excludes many occupations

Other Professions



# Support of Military Families - 2021

## Buckley Space Force Base, Colorado

### Education and Licensure Assessment Narrative

#### Public Education:

(This assessment is a comparative analysis using colors to graphically display results for all criteria and categories. The colors are assigned using percentiles, divided into thirds, to provide information about a location's relative position compared to all other Department of the Air Force installations assessed)

- Buckley Space Force Base, Colorado received an overall red rating for public education as it fell within the bottom 33 percent of all Air Force installations assessed

- The areas with the lowest relative ranking which require additional state/community support include Chronic Absenteeism Rate, Graduation Rates, and Student to Counselor Ratio

- Change from 2019: Buckley Space Force Base, Colorado's overall education rating did not shift from 2019.

#### Licensure Portability:

- The State of Colorado received an overall green assessment for licensure portability indicating the State statutes (primarily C.R.S.A. § 12-20-202) are effective in removing barriers to licensure and certification portability. Military spouses can easily transfer professional licenses and certificates from other states and sustain their careers

- However, barriers remain for Engineering due to substantial equivalence requirements for licensure reciprocity and for All Other Occupations given their exclusion of various occupations (doctors, architect, etc.) from the licensure portability statute

- If you have additional information or recently made changes to your State's licensure statutes, you can send the updated information to [SAF.MRR.Workflow@us.af.mil](mailto:SAF.MRR.Workflow@us.af.mil) for consideration and potential changes to the assessment.

- Change from 2019: Colorado improved the temporary licensing process for the Engineering profession (HB 20-1326) and maintained a green assessment overall

#### Additional Notes:

- The education assessment cross references zip codes within the Military Housing Area (MHA) with zip codes of schools in the surrounding districts. Those school districts with zip codes that fall within the MHA of an installation are included in the analysis. In some locations, school district composition may have changed slightly due to the use of updated District IDs obtained from the Department of Education

- Graduation rates reflect a 4-year graduation, which was determined to be the expectation of Airmen, Guardians, and their families due to frequency of relocation

- The licensure assessment uses a checklist of licensure rules that states should have, and that they should avoid. For example, having a compact or temporary licensing rule and NOT having supervisory requirements are checklist items that lead to green. The Department of the Air Force reviewed state policies and programs intended to eliminate barriers to license portability for military spouses that were in effect as of 31 Dec. 2021

For additional information on Education and Licensure assessment criteria, methodology and data sources, please see the Support of Military Families Background Information provided at [www.af.mil](http://www.af.mil) under the Support to Families banner. All questions and feedback should be directed to [SAF.MRR.Workflow@us.af.mil](mailto:SAF.MRR.Workflow@us.af.mil).

# Buckley Space Force Base, Colorado

## School Districts Map




# Support of Military Families - 2021

## Cheyenne Mountain Space Force Station, Colorado

### Public Education\*

2019 2021



KEY: ■ < 33.3% ≤ ■ < 66.6% ≤ ■ (Percentile):

### Academic Performance Criteria

2019 2021



Graduation Rate



Student Learning Rate



### School Climate Criteria



Chronic Absenteeism Rate



Suspension Rate



### Service Offering Criteria



Pre-Kindergarten Availability



Student to Counselor Ratio



Student to Mental Health Support Ratio



Student to Nurse Ratio



Student to Teacher Ratio



Data Source	Most Recent Survey Time Period Utilized	Date Last Updated
Department of Education - Civil Rights Data Collection District and School Data	SY 2017-2018	October 2020
Department of Education - EDFacts Graduation Rates (District and School Level)	SY 2018-2019	November 2020
Department of Education - National center for Education Statistics Common Core of Data Public Elementary/ Secondary School Universe Survey Data	SY 2019-2020	March 2021
Department of Education - National Center of Education Statistics Common Core of Data (School Search)	SY 2018-19 School Details and Enrollment Characteristics	April 2020
	SY 2019-20 School Directory Information	July 2020
Center for Education Policy Analysis: Stanford Education Data Archive (SEDA)	SY 2008-2009 through SY 2017-2018	February 2021

\* Public Education is Compiled using 60% Academic Performance, 20% School Climate, and 20% Service Offering.

### Licensure Portability

2019 2021



Accounting



Cosmetology



EMS



Engineering



Law



Nursing



Physical Therapy



Psychology



Teaching



Other Professions



Data Source	Most Recent Survey Time Period Utilized	Date Last Updated
State Laws, State Executive Orders, State Bar and Supreme Court Rules (Licensure)	Through Dec. 2021	Dec. 31, 2021

### Areas Requiring Additional Support

#### Public Education

Student to Nurse



Chronic Absenteeism



Growth Measure



#### Licensure Language

Statute excludes many occupations

#### Profession

Other Professions



# Support of Military Families - 2021

## Cheyenne Mountain Space Force Station, Colorado

### Education and Licensure Assessment Narrative

#### Public Education:

(This assessment is a comparative analysis using colors to graphically display results for all criteria and categories. The colors are assigned using percentiles, divided into thirds, to provide information about a location's relative position compared to all other Department of the Air Force installations assessed)

- Cheyenne Mountain Space Force Station, Colorado received an overall red rating for public education as it fell within the bottom 33 percent of all Air Force installations assessed

- The areas with the lowest relative ranking which require additional state/community support include Student to Nurse Ratio, Chronic Absenteeism Rate, and Growth Measure

- Change from 2019: Cheyenne Mountain Space Force Station, Colorado's overall education rating did not shift from 2019.

#### Licensure Portability:

- The State of Colorado received an overall green assessment for licensure portability indicating the State statutes (primarily C.R.S.A. § 12-20-202) are effective in removing barriers to licensure and certification portability. Military spouses can easily transfer professional licenses and certificates from other states and sustain their careers

- However, barriers remain for Engineering due to substantial equivalence requirements for licensure reciprocity and for All Other Occupations given their exclusion of various occupations (doctors, architect, etc.) from the licensure portability statute

- If you have additional information or recently made changes to your State's licensure statutes, you can send the updated information to [SAF.MRR.Workflow@us.af.mil](mailto:SAF.MRR.Workflow@us.af.mil) for consideration and potential changes to the assessment.

- Change from 2019: Colorado improved the temporary licensing process for the Engineering profession (HB 20-1326) and maintained a green assessment overall

#### Additional Notes:

- The education assessment cross references zip codes within the Military Housing Area (MHA) with zip codes of schools in the surrounding districts. Those school districts with zip codes that fall within the MHA of an installation are included in the analysis. In some locations, school district composition may have changed slightly due to the use of updated District IDs obtained from the Department of Education

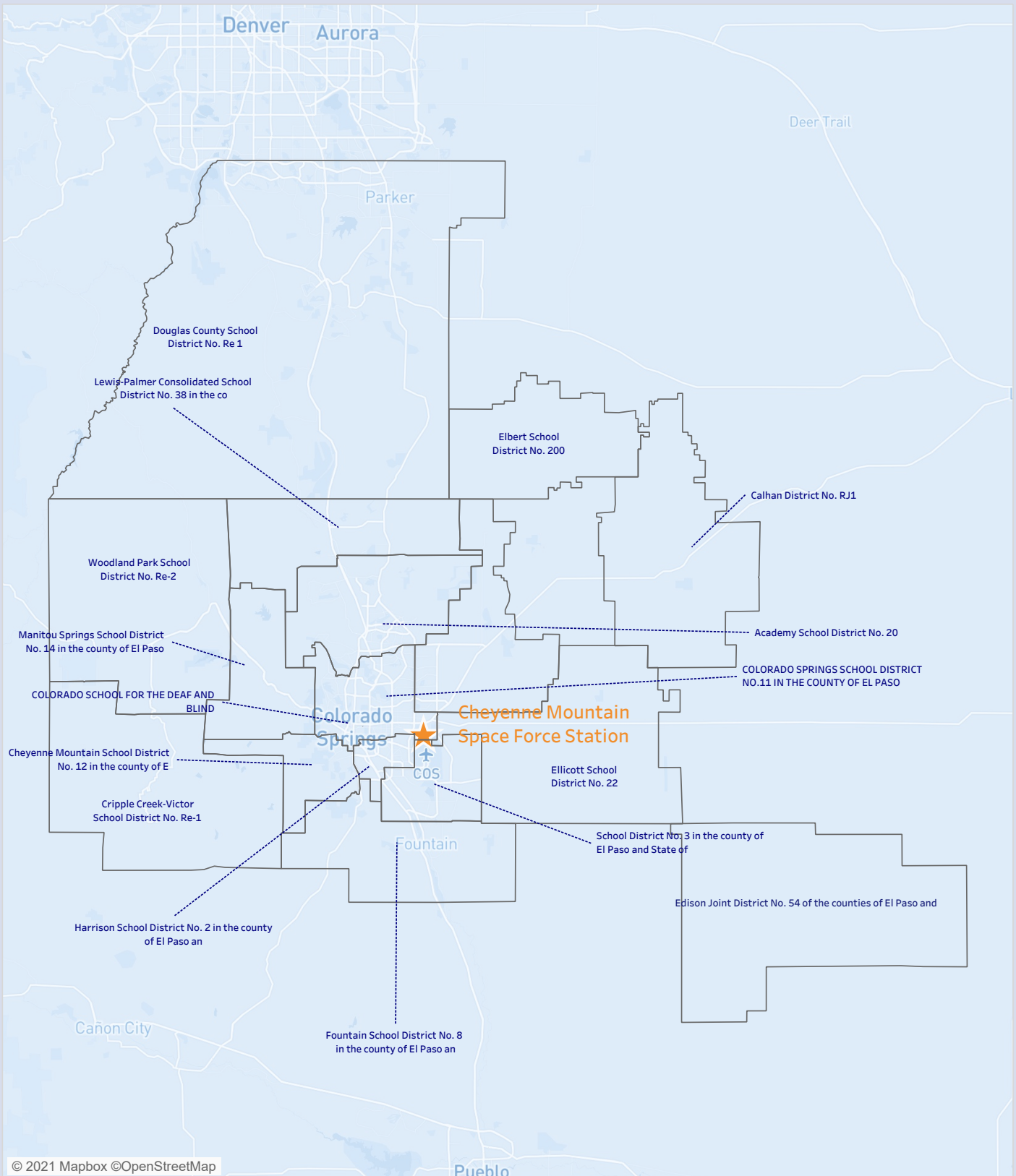
- Graduation rates reflect a 4-year graduation, which was determined to be the expectation of Airmen, Guardians, and their families due to frequency of relocation

- The licensure assessment uses a checklist of licensure rules that states should have, and that they should avoid. For example, having a compact or temporary licensing rule and NOT having supervisory requirements are checklist items that lead to green. The Department of the Air Force reviewed state policies and programs intended to eliminate barriers to license portability for military spouses that were in effect as of 31 Dec. 2021

For additional information on Education and Licensure assessment criteria, methodology and data sources, please see the Support of Military Families Background Information provided at [www.af.mil](http://www.af.mil) under the Support to Families banner. All questions and feedback should be directed to [SAF.MRR.Workflow@us.af.mil](mailto:SAF.MRR.Workflow@us.af.mil).

# Cheyenne Mountain Space Force Station, Colorado

## School Districts Map




# Support of Military Families - 2021

## Greeley Air National Guard Station, Colorado

### Public Education\*

2019 2021



KEY: ■ < 33.3% ≤ ■ < 66.6% ≤ ■ (Percentile):

### Academic Performance Criteria

2019 2021



Graduation Rate



Student Learning Rate



### School Climate Criteria



Chronic Absenteeism Rate



Suspension Rate



### Service Offering Criteria



Pre-Kindergarten Availability



Student to Counselor Ratio



Student to Mental Health Support Ratio



Student to Nurse Ratio



Student to Teacher Ratio

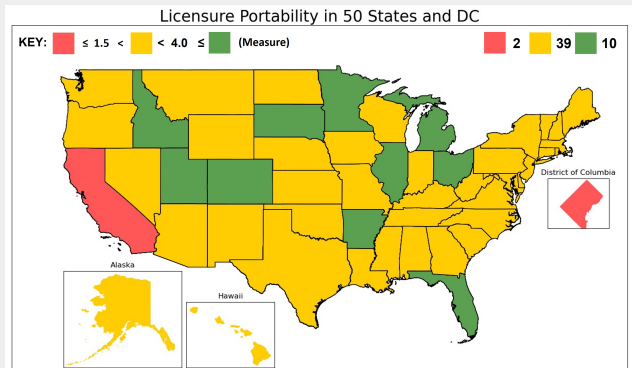


Data Source	Most Recent Survey Time Period Utilized	Date Last Updated
Department of Education - Civil Rights Data Collection District and School Data	SY 2017-2018	October 2020
Department of Education - EDFacts Graduation Rates (District and School Level)	SY 2018-2019	November 2020
Department of Education - National center for Education Statistics Common Core of Data Public Elementary/ Secondary School Universe Survey Data	SY 2019-2020	March 2021
Department of Education - National Center of Education Statistics Common Core of Data (School Search)	SY 2018-19 School Details and Enrollment Characteristics	April 2020
	SY 2019-20 School Directory Information	July 2020
Center for Education Policy Analysis: Stanford Education Data Archive (SEDA)	SY 2008-2009 through SY 2017-2018	February 2021

\* Public Education is Compiled using 60% Academic Performance, 20% School Climate, and 20% Service Offering.

### Licensure Portability

2019 2021



Accounting



Cosmetology



EMS



Engineering



Law



Nursing



Physical Therapy



Psychology



Teaching



Other Professions



Data Source	Most Recent Survey Time Period Utilized	Date Last Updated
State Laws, State Executive Orders, State Bar and Supreme Court Rules (Licensure)	Through Dec. 2021	Dec. 31, 2021

### Areas Requiring Additional Support

#### Public Education

Student to Nurse



Student to Teacher



Chronic Absenteeism



#### Licensure Language

Statute excludes many occupations

#### Profession

Other Professions



# Support of Military Families - 2021

## Greeley Air National Guard Station, Colorado

### Education and Licensure Assessment Narrative

#### Public Education:

(This assessment is a comparative analysis using colors to graphically display results for all criteria and categories. The colors are assigned using percentiles, divided into thirds, to provide information about a location's relative position compared to all other Department of the Air Force installations assessed)

- Greeley Air National Guard Station, Colorado received an overall yellow rating for public education as it fell within the middle 33 percent of all Air Force installations assessed
- The areas with the lowest relative ranking which require additional state/community support include Student to Nurse Ratio, Student to Teacher Ratio, and Chronic Absenteeism Rate
- Change from 2019: Greeley Air National Guard Station, Colorado's overall education rating changed from red to yellow from 2019.

#### Licensure Portability:

- The State of Colorado received an overall green assessment for licensure portability indicating the State statutes (primarily C.R.S.A. § 12-20-202) are effective in removing barriers to licensure and certification portability. Military spouses can easily transfer professional licenses and certificates from other states and sustain their careers
- However, barriers remain for Engineering due to substantial equivalence requirements for licensure reciprocity and for All Other Occupations given their exclusion of various occupations (doctors, architect, etc.) from the licensure portability statute
- If you have additional information or recently made changes to your State's licensure statutes, you can send the updated information to [SAF.MRR.Workflow@us.af.mil](mailto:SAF.MRR.Workflow@us.af.mil) for consideration and potential changes to the assessment.
- Change from 2019: Colorado improved the temporary licensing process for the Engineering profession (HB 20-1326) and maintained a green assessment overall

#### Additional Notes:

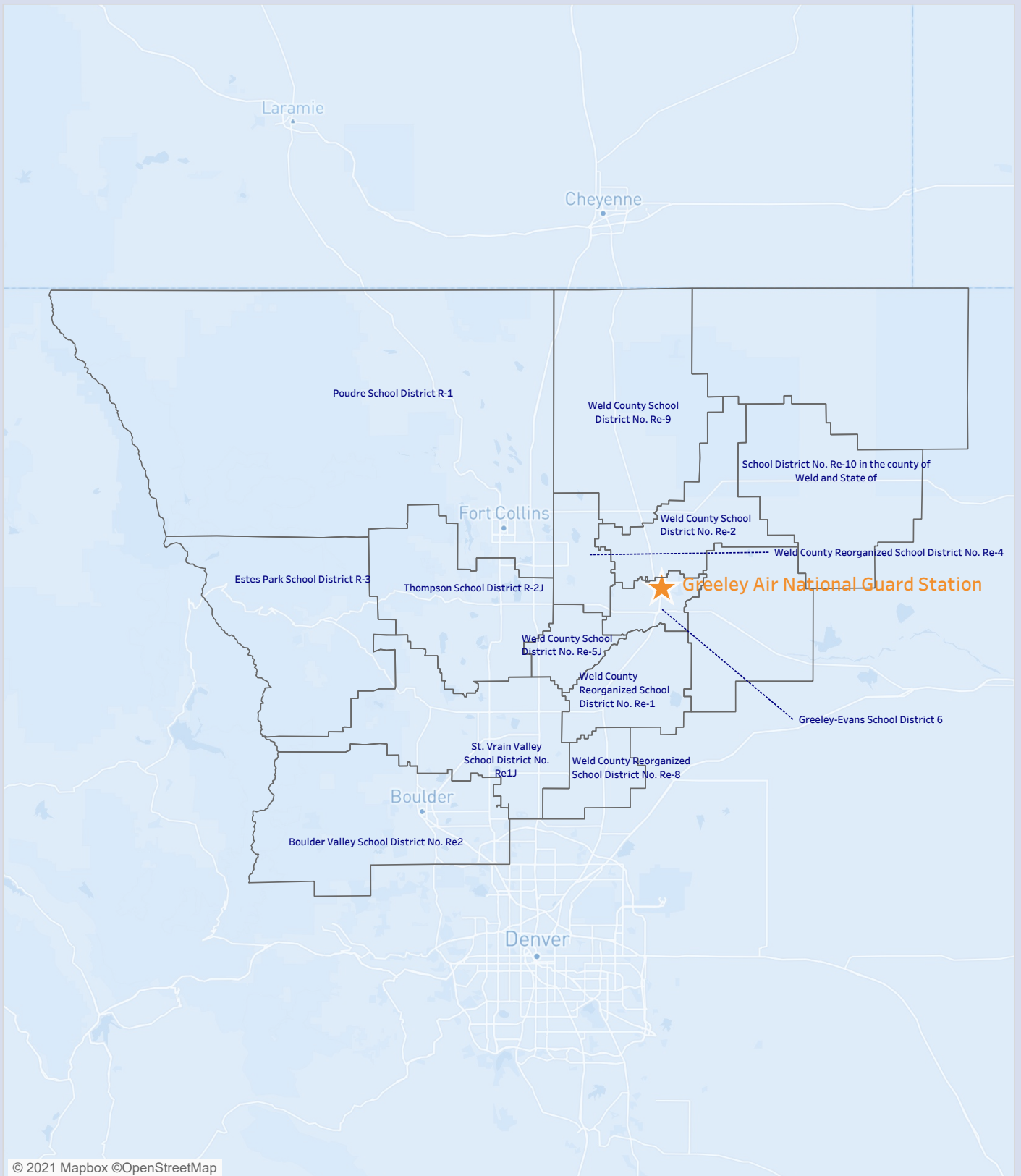
- The education assessment cross references zip codes within the Military Housing Area (MHA) with zip codes of schools in the surrounding districts. Those school districts with zip codes that fall within the MHA of an installation are included in the analysis. In some locations, school district composition may have changed slightly due to the use of updated District IDs obtained from the Department of Education
- Graduation rates reflect a 4-year graduation, which was determined to be the expectation of Airmen, Guardians, and their families due to frequency of relocation
- The licensure assessment uses a checklist of licensure rules that states should have, and that they should avoid. For example, having a compact or temporary licensing rule and NOT having supervisory requirements are checklist items that lead to green. The Department of the Air Force reviewed state policies and programs intended to eliminate barriers to license portability for military spouses that were in effect as of 31 Dec. 2021

For additional information on Education and Licensure assessment criteria, methodology and data sources, please see the Support of Military Families Background Information provided at [www.af.mil](http://www.af.mil) under the Support to Families banner. All questions and feedback should be directed to [SAF.MRR.Workflow@us.af.mil](mailto:SAF.MRR.Workflow@us.af.mil).



# Greeley Air National Guard Station, Colorado

## School Districts Map

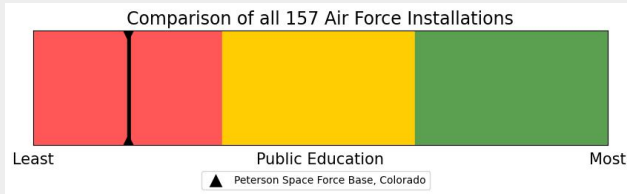


# Support of Military Families - 2021

## Peterson Space Force Base, Colorado

### Public Education\*

2019 2021



KEY: ■ < 33.3% ≤ ■ < 66.6% ≤ ■ (Percentile):

### Academic Performance Criteria

2019 2021



Graduation Rate



Student Learning Rate



### School Climate Criteria



Chronic Absenteeism Rate



Suspension Rate



### Service Offering Criteria



Pre-Kindergarten Availability



Student to Counselor Ratio



Student to Mental Health Support Ratio



Student to Nurse Ratio



Student to Teacher Ratio



Data Source	Most Recent Survey Time Period Utilized	Date Last Updated
Department of Education - Civil Rights Data Collection District and School Data	SY 2017-2018	October 2020
Department of Education - EDFacts Graduation Rates (District and School Level)	SY 2018-2019	November 2020
Department of Education - National center for Education Statistics Common Core of Data Public Elementary/ Secondary School Universe Survey Data	SY 2019-2020	March 2021
Department of Education - National Center of Education Statistics Common Core of Data (School Search)	SY 2018-19 School Details and Enrollment Characteristics	April 2020
	SY 2019-20 School Directory Information	July 2020
Center for Education Policy Analysis: Stanford Education Data Archive (SEDA)	SY 2008-2009 through SY 2017-2018	February 2021

\* Public Education is Compiled using 60% Academic Performance, 20% School Climate, and 20% Service Offering.

### Licensure Portability

2019 2021



Accounting



Cosmetology



EMS



Engineering



Law



Nursing



Physical Therapy



Psychology



Teaching



Other Professions



Data Source	Most Recent Survey Time Period Utilized	Date Last Updated
State Laws, State Executive Orders, State Bar and Supreme Court Rules (Licensure)	Through Dec. 2021	Dec. 31, 2021

### Areas Requiring Additional Support

#### Public Education

Student to Nurse



Chronic Absenteeism



Growth Measure



#### Licensure Language

Statute excludes many occupations

#### Profession

Other Professions



# Support of Military Families - 2021

## Peterson Space Force Base, Colorado

### Education and Licensure Assessment Narrative

#### Public Education:

(This assessment is a comparative analysis using colors to graphically display results for all criteria and categories. The colors are assigned using percentiles, divided into thirds, to provide information about a location's relative position compared to all other Department of the Air Force installations assessed)

- Peterson Space Force Base, Colorado received an overall red rating for public education as it fell within the bottom 33 percent of all Air Force installations assessed
- The areas with the lowest relative ranking which require additional state/community support include Student to Nurse Ratio, Chronic Absenteeism Rate, and Growth Measure
- Change from 2019: Peterson Space Force Base, Colorado's overall education rating did not shift from 2019.

#### Licensure Portability:

- The State of Colorado received an overall green assessment for licensure portability indicating the State statutes (primarily C.R.S.A. § 12-20-202) are effective in removing barriers to licensure and certification portability. Military spouses can easily transfer professional licenses and certificates from other states and sustain their careers
- However, barriers remain for Engineering due to substantial equivalence requirements for licensure reciprocity and for All Other Occupations given their exclusion of various occupations (doctors, architect, etc.) from the licensure portability statute
- If you have additional information or recently made changes to your State's licensure statutes, you can send the updated information to [SAF.MRR.Workflow@us.af.mil](mailto:SAF.MRR.Workflow@us.af.mil) for consideration and potential changes to the assessment.
- Change from 2019: Colorado improved the temporary licensing process for the Engineering profession (HB 20-1326) and maintained a green assessment overall

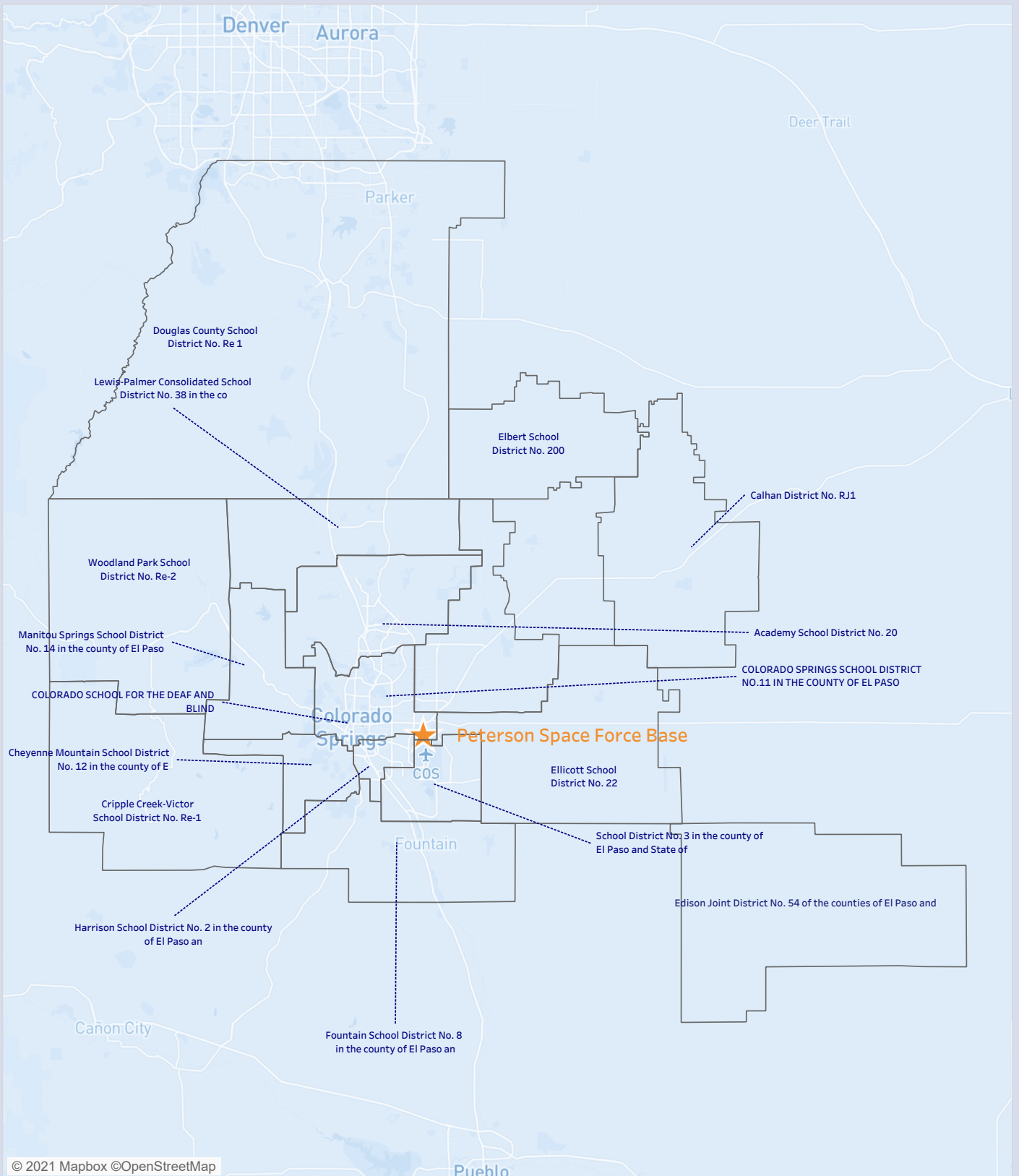
#### Additional Notes:

- The education assessment cross references zip codes within the Military Housing Area (MHA) with zip codes of schools in the surrounding districts. Those school districts with zip codes that fall within the MHA of an installation are included in the analysis. In some locations, school district composition may have changed slightly due to the use of updated District IDs obtained from the Department of Education
- Graduation rates reflect a 4-year graduation, which was determined to be the expectation of Airmen, Guardians, and their families due to frequency of relocation
- The licensure assessment uses a checklist of licensure rules that states should have, and that they should avoid. For example, having a compact or temporary licensing rule and NOT having supervisory requirements are checklist items that lead to green. The Department of the Air Force reviewed state policies and programs intended to eliminate barriers to license portability for military spouses that were in effect as of 31 Dec. 2021

For additional information on Education and Licensure assessment criteria, methodology and data sources, please see the Support of Military Families Background Information provided at [www.af.mil](http://www.af.mil) under the Support to Families banner. All questions and feedback should be directed to [SAF.MRR.Workflow@us.af.mil](mailto:SAF.MRR.Workflow@us.af.mil).

# Peterson Space Force Base, Colorado

## School Districts Map

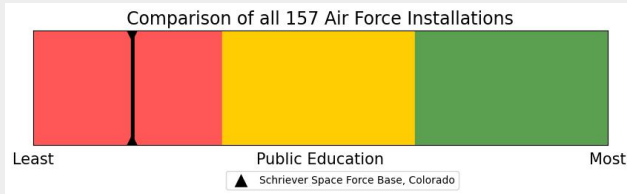


# Support of Military Families - 2021

## Schriever Space Force Base, Colorado

### Public Education\*

2019 2021



KEY: ■ < 33.3% ≤ ■ < 66.6% ≤ ■ (Percentile):

### Academic Performance Criteria

2019 2021



Graduation Rate



Student Learning Rate



### School Climate Criteria



Chronic Absenteeism Rate



Suspension Rate



### Service Offering Criteria



Pre-Kindergarten Availability



Student to Counselor Ratio



Student to Mental Health Support Ratio



Student to Nurse Ratio



Student to Teacher Ratio



Data Source	Most Recent Survey Time Period Utilized	Date Last Updated
Department of Education - Civil Rights Data Collection District and School Data	SY 2017-2018	October 2020
Department of Education - EDFacts Graduation Rates (District and School Level)	SY 2018-2019	November 2020
Department of Education - National center for Education Statistics Common Core of Data Public Elementary/ Secondary School Universe Survey Data	SY 2019-2020	March 2021
Department of Education - National Center of Education Statistics Common Core of Data (School Search)	SY 2018-19 School Details and Enrollment Characteristics	April 2020
	SY 2019-20 School Directory Information	July 2020
Center for Education Policy Analysis: Stanford Education Data Archive (SEDA)	SY 2008-2009 through SY 2017-2018	February 2021

\* Public Education is Compiled using 60% Academic Performance, 20% School Climate, and 20% Service Offering.

### Licensure Portability

2019 2021



Accounting



Cosmetology



EMS



Engineering



Law



Nursing



Physical Therapy



Psychology



Teaching



Other Professions



Data Source	Most Recent Survey Time Period Utilized	Date Last Updated
State Laws, State Executive Orders, State Bar and Supreme Court Rules (Licensure)	Through Dec. 2021	Dec. 31, 2021

### Areas Requiring Additional Support

#### Public Education

Student to Nurse



Chronic Absenteeism



Growth Measure



#### Licensure Language

Statute excludes many occupations

#### Profession

Other Professions



# Support of Military Families - 2021

## Schriever Space Force Base, Colorado

### Education and Licensure Assessment Narrative

#### Public Education:

(This assessment is a comparative analysis using colors to graphically display results for all criteria and categories. The colors are assigned using percentiles, divided into thirds, to provide information about a location's relative position compared to all other Department of the Air Force installations assessed)

- Schriever Space Force Base, Colorado received an overall red rating for public education as it fell within the bottom 33 percent of all Air Force installations assessed

- The areas with the lowest relative ranking which require additional state/community support include Student to Nurse Ratio, Chronic Absenteeism Rate, and Growth Measure

- Change from 2019: Schriever Space Force Base, Colorado's overall education rating did not shift from 2019.

#### Licensure Portability:

- The State of Colorado received an overall green assessment for licensure portability indicating the State statutes (primarily C.R.S.A. § 12-20-202) are effective in removing barriers to licensure and certification portability. Military spouses can easily transfer professional licenses and certificates from other states and sustain their careers

- However, barriers remain for Engineering due to substantial equivalence requirements for licensure reciprocity and for All Other Occupations given their exclusion of various occupations (doctors, architect, etc.) from the licensure portability statute

- If you have additional information or recently made changes to your State's licensure statutes, you can send the updated information to [SAF.MRR.Workflow@us.af.mil](mailto:SAF.MRR.Workflow@us.af.mil) for consideration and potential changes to the assessment.

- Change from 2019: Colorado improved the temporary licensing process for the Engineering profession (HB 20-1326) and maintained a green assessment overall

#### Additional Notes:

- The education assessment cross references zip codes within the Military Housing Area (MHA) with zip codes of schools in the surrounding districts. Those school districts with zip codes that fall within the MHA of an installation are included in the analysis. In some locations, school district composition may have changed slightly due to the use of updated District IDs obtained from the Department of Education

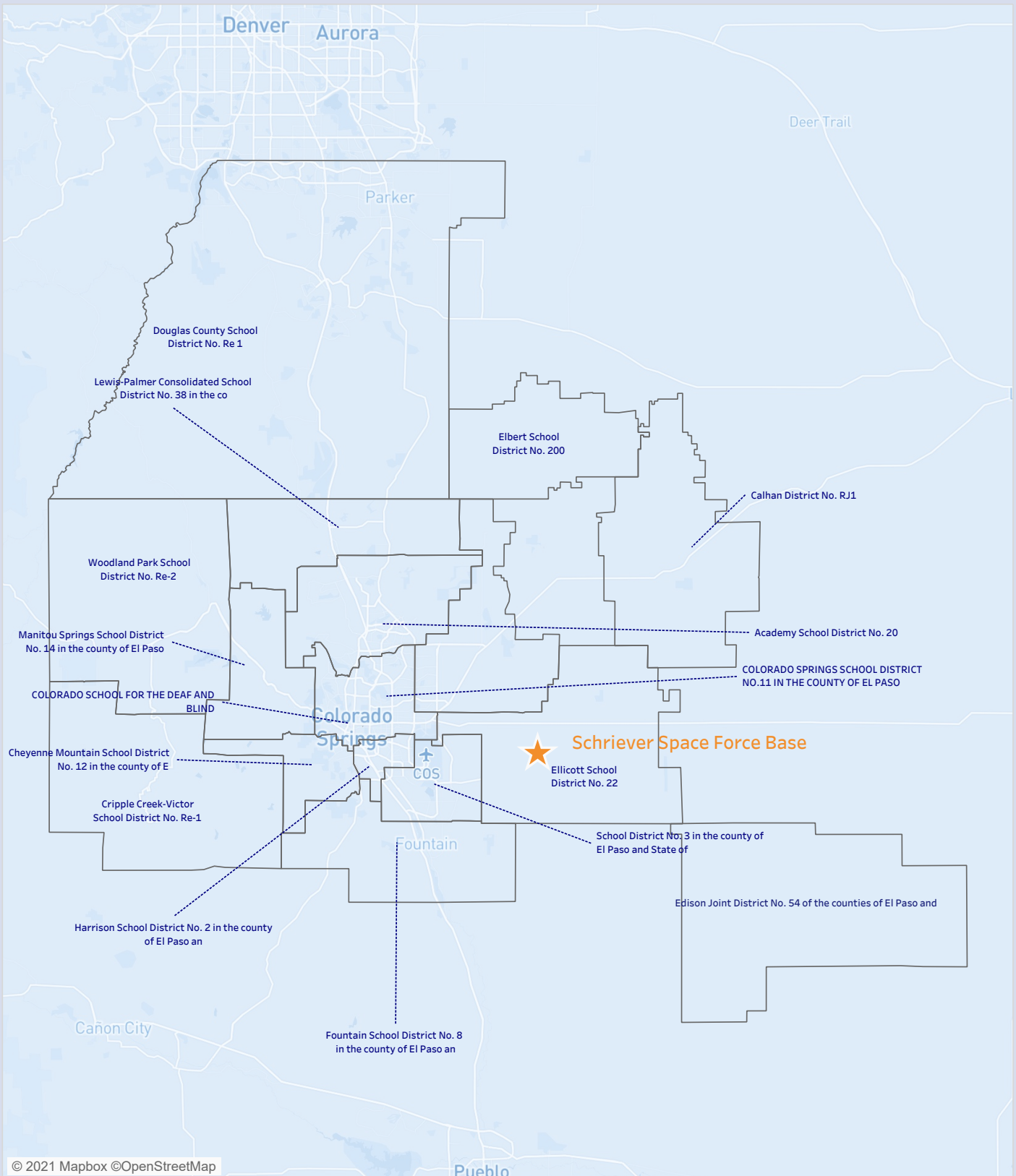
- Graduation rates reflect a 4-year graduation, which was determined to be the expectation of Airmen, Guardians, and their families due to frequency of relocation

- The licensure assessment uses a checklist of licensure rules that states should have, and that they should avoid. For example, having a compact or temporary licensing rule and NOT having supervisory requirements are checklist items that lead to green. The Department of the Air Force reviewed state policies and programs intended to eliminate barriers to license portability for military spouses that were in effect as of 31 Dec. 2021

For additional information on Education and Licensure assessment criteria, methodology and data sources, please see the Support of Military Families Background Information provided at [www.af.mil](http://www.af.mil) under the Support to Families banner. All questions and feedback should be directed to [SAF.MRR.Workflow@us.af.mil](mailto:SAF.MRR.Workflow@us.af.mil).

# Schriever Space Force Base, Colorado

## School Districts Map

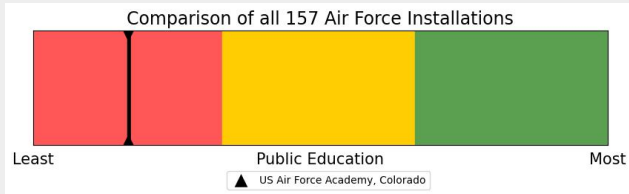


# Support of Military Families - 2021

## US Air Force Academy, Colorado

### Public Education\*

2019 2021



KEY: ■ < 33.3% ≤ ■ < 66.6% ≤ ■ (Percentile):

### Academic Performance Criteria

2019 2021



Graduation Rate



Student Learning Rate



### School Climate Criteria



Chronic Absenteeism Rate



Suspension Rate



### Service Offering Criteria



Pre-Kindergarten Availability



Student to Counselor Ratio



Student to Mental Health Support Ratio



Student to Nurse Ratio



Student to Teacher Ratio

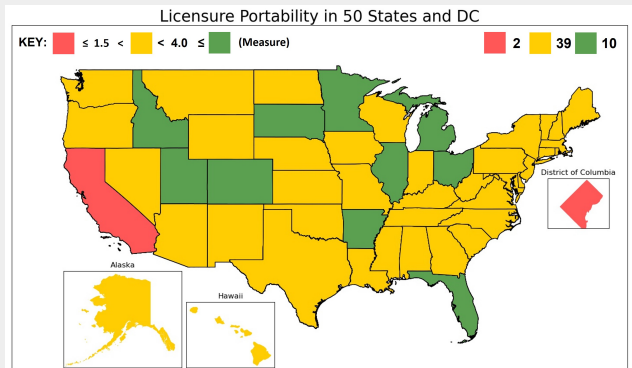


Data Source	Most Recent Survey Time Period Utilized	Date Last Updated
Department of Education - Civil Rights Data Collection District and School Data	SY 2017-2018	October 2020
Department of Education - EDFacts Graduation Rates (District and School Level)	SY 2018-2019	November 2020
Department of Education - National center for Education Statistics Common Core of Data Public Elementary/ Secondary School Universe Survey Data	SY 2019-2020	March 2021
Department of Education - National Center of Education Statistics Common Core of Data (School Search)	SY 2018-19 School Details and Enrollment Characteristics	April 2020
	SY 2019-20 School Directory Information	July 2020
Center for Education Policy Analysis: Stanford Education Data Archive (SEDA)	SY 2008-2009 through SY 2017-2018	February 2021

\* Public Education is Compiled using 60% Academic Performance, 20% School Climate, and 20% Service Offering.

### Licensure Portability

2019 2021



Accounting



Cosmetology



EMS



Engineering



Law



Nursing



Physical Therapy



Psychology



Teaching



Other Professions



Data Source	Most Recent Survey Time Period Utilized	Date Last Updated
State Laws, State Executive Orders, State Bar and Supreme Court Rules (Licensure)	Through Dec. 2021	Dec. 31, 2021

### Areas Requiring Additional Support

#### Public Education

Student to Nurse



Chronic Absenteeism



Growth Measure



#### Licensure Language

Statute excludes many occupations

#### Profession

Other Professions





# Support of Military Families - 2021

## US Air Force Academy, Colorado

### Education and Licensure Assessment Narrative

#### Public Education:

(This assessment is a comparative analysis using colors to graphically display results for all criteria and categories. The colors are assigned using percentiles, divided into thirds, to provide information about a location's relative position compared to all other Department of the Air Force installations assessed)

- US Air Force Academy, Colorado received an overall red rating for public education as it fell within the bottom 33 percent of all Air Force installations assessed
- The areas with the lowest relative ranking which require additional state/community support include Student to Nurse Ratio, Chronic Absenteeism Rate, and Growth Measure
- Change from 2019: US Air Force Academy, Colorado's overall education rating did not shift from 2019.

#### Licensure Portability:

- The State of Colorado received an overall green assessment for licensure portability indicating the State statutes (primarily C.R.S.A. § 12-20-202) are effective in removing barriers to licensure and certification portability. Military spouses can easily transfer professional licenses and certificates from other states and sustain their careers
- However, barriers remain for Engineering due to substantial equivalence requirements for licensure reciprocity and for All Other Occupations given their exclusion of various occupations (doctors, architect, etc.) from the licensure portability statute
- If you have additional information or recently made changes to your State's licensure statutes, you can send the updated information to [SAF.MRR.Workflow@us.af.mil](mailto:SAF.MRR.Workflow@us.af.mil) for consideration and potential changes to the assessment.
- Change from 2019: Colorado improved the temporary licensing process for the Engineering profession (HB 20-1326) and maintained a green assessment overall

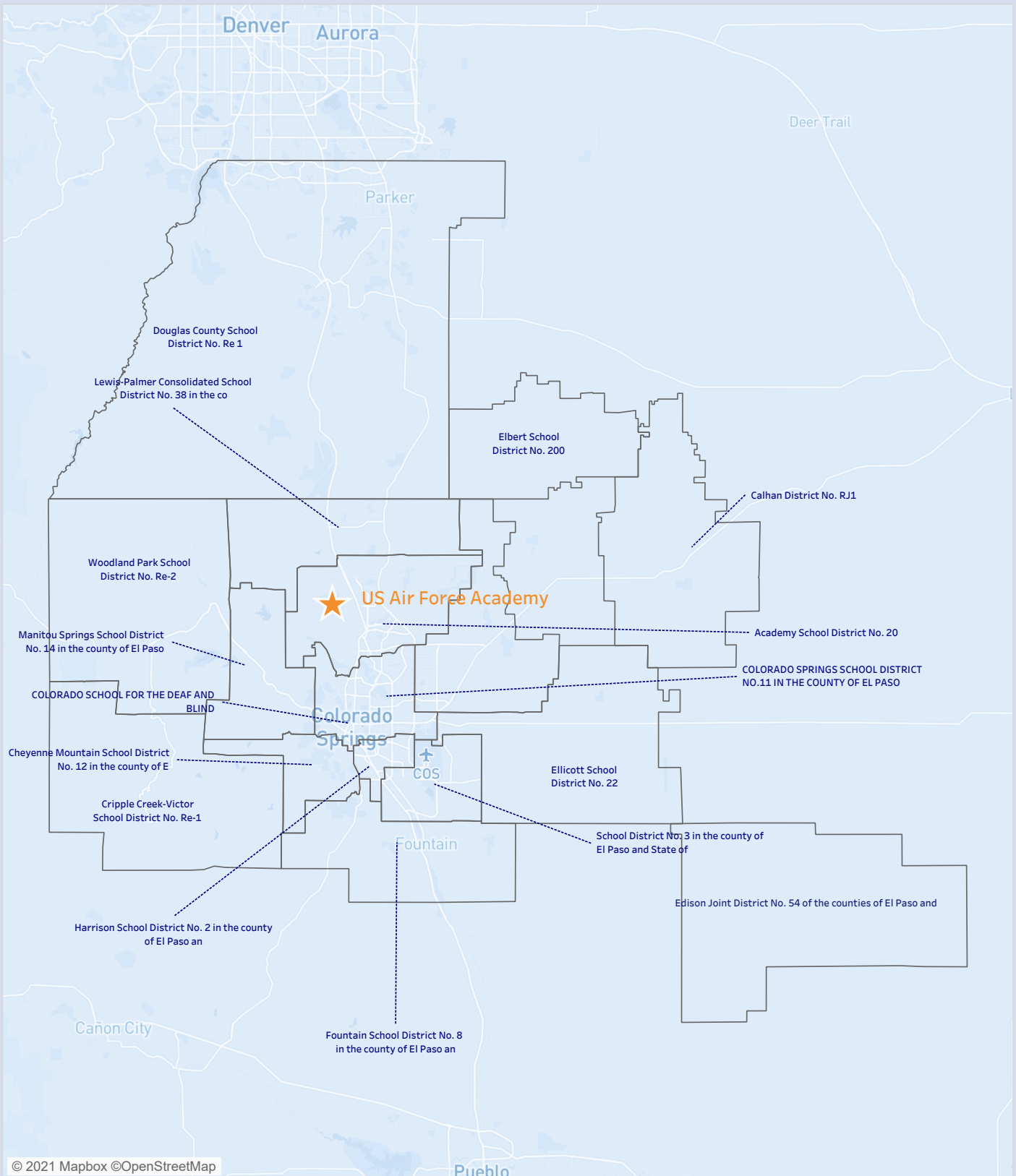
#### Additional Notes:

- The education assessment cross references zip codes within the Military Housing Area (MHA) with zip codes of schools in the surrounding districts. Those school districts with zip codes that fall within the MHA of an installation are included in the analysis. In some locations, school district composition may have changed slightly due to the use of updated District IDs obtained from the Department of Education
- Graduation rates reflect a 4-year graduation, which was determined to be the expectation of Airmen, Guardians, and their families due to frequency of relocation
- The licensure assessment uses a checklist of licensure rules that states should have, and that they should avoid. For example, having a compact or temporary licensing rule and NOT having supervisory requirements are checklist items that lead to green. The Department of the Air Force reviewed state policies and programs intended to eliminate barriers to license portability for military spouses that were in effect as of 31 Dec. 2021

For additional information on Education and Licensure assessment criteria, methodology and data sources, please see the Support of Military Families Background Information provided at [www.af.mil](http://www.af.mil) under the Support to Families banner. All questions and feedback should be directed to [SAF.MRR.Workflow@us.af.mil](mailto:SAF.MRR.Workflow@us.af.mil).

# US Air Force Academy, Colorado

## School Districts Map

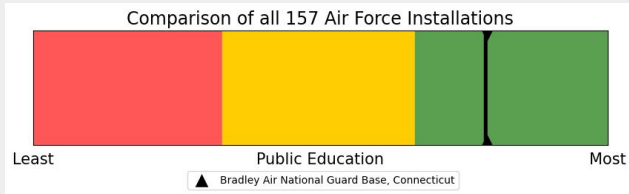


# Support of Military Families - 2021

## Bradley Air National Guard Base, Connecticut

### Public Education\*

2019 2021



KEY: ■ < 33.3% ≤ ■ < 66.6% ≤ ■ (Percentile):

### Academic Performance Criteria

2019 2021



Graduation Rate



Student Learning Rate



### School Climate Criteria



Chronic Absenteeism Rate



Suspension Rate



### Service Offering Criteria



Pre-Kindergarten Availability



Student to Counselor Ratio



Student to Mental Health Support Ratio



Student to Nurse Ratio



Student to Teacher Ratio



Data Source	Most Recent Survey Time Period Utilized	Date Last Updated
Department of Education - Civil Rights Data Collection District and School Data	SY 2017-2018	October 2020
Department of Education - ED Facts Graduation Rates (District and School Level)	SY 2018-2019	November 2020
Department of Education - National center for Education Statistics Common Core of Data Public Elementary/ Secondary School Universe Survey Data	SY 2019-2020	March 2021
Department of Education - National Center of Education Statistics Common Core of Data (School Search)	SY 2018-19 School Details and Enrollment Characteristics SY 2019-20 School Directory Information	April 2020 July 2020
Center for Education Policy Analysis: Stanford Education Data Archive (SEDA)	SY 2008-2009 through SY 2017-2018	February 2021

\* Public Education is Compiled using 60% Academic Performance, 20% School Climate, and 20% Service Offering.

### Licensure Portability

2019 2021



Accounting

2019 2021



Cosmetology



EMS



Engineering



Law



Nursing



Physical Therapy



Psychology



Teaching



Other Professions



Data Source	Most Recent Survey Time Period Utilized	Date Last Updated
State Laws, State Executive Orders, State Bar and Supreme Court Rules (Licensure)	Through Dec. 2021	Dec. 31, 2021

### Areas Requiring Additional Support

#### Public Education

PreK



Growth Measure



Suspension Rate



#### Licensure Language

No statutes for military spouses, No statutes for military spouses No expedited or temporary license Substantial

#### Profession

Other Professions, Accounting, Cosmetology



# Support of Military Families - 2021

## Bradley Air National Guard Base, Connecticut

### Education and Licensure Assessment Narrative

#### Public Education:

(This assessment is a comparative analysis using colors to graphically display results for all criteria and categories. The colors are assigned using percentiles, divided into thirds, to provide information about a location's relative position compared to all other Department of the Air Force installations assessed)

- Bradley Air National Guard Base, Connecticut received an overall green rating for public education as it fell within the top 33 percent of all Air Force installations assessed

- The areas with the lowest relative ranking which require additional state/community support include Pre-school Availability, Growth Measure, and Suspension Rate

- Change from 2019: Bradley Air National Guard Base, Connecticut's overall education rating did not shift from 2019.

#### Licensure Portability:

- The State of Connecticut received an overall yellow assessment for licensure portability indicating the State statutes contain barriers to licensure and certification portability for military spouses. This assessment is driven by the fact specific legislation designated for military spouses is omitted from all statutes. Additionally, Connecticut's licensure policies include substantial equivalence requirements that allow acceptance of another state's license if the requirements for obtaining the license are sufficiently similar to their own State's requirements and precludes acceptance if the requirements are not similar

- Significant barriers remain for Accounting and Cosmetology due to the requirement for applicants to have held a license for four and five years respectively

- However, there are no barriers for EMS given their inclusion in the National Registry of Emergency Medical Technicians and for Accountancy as the Board recognizes all states as substantially equivalent, thus allowing California to grant a practice privilege to transferring military spouses holding an accounting license

- If you have additional information or recently made changes to your State's licensure statutes, you can send the updated information to [SAF.MRR.Workflow@us.af.mil](mailto:SAF.MRR.Workflow@us.af.mil) for consideration and potential changes to the assessment.

- Change from 2019: No change from the 2019 assessment and no changes to the State's statute

#### Additional Notes:

- The education assessment cross references zip codes within the Military Housing Area (MHA) with zip codes of schools in the surrounding districts. Those school districts with zip codes that fall within the MHA of an installation are included in the analysis. In some locations, school district composition may have changed slightly due to the use of updated District IDs obtained from the Department of Education

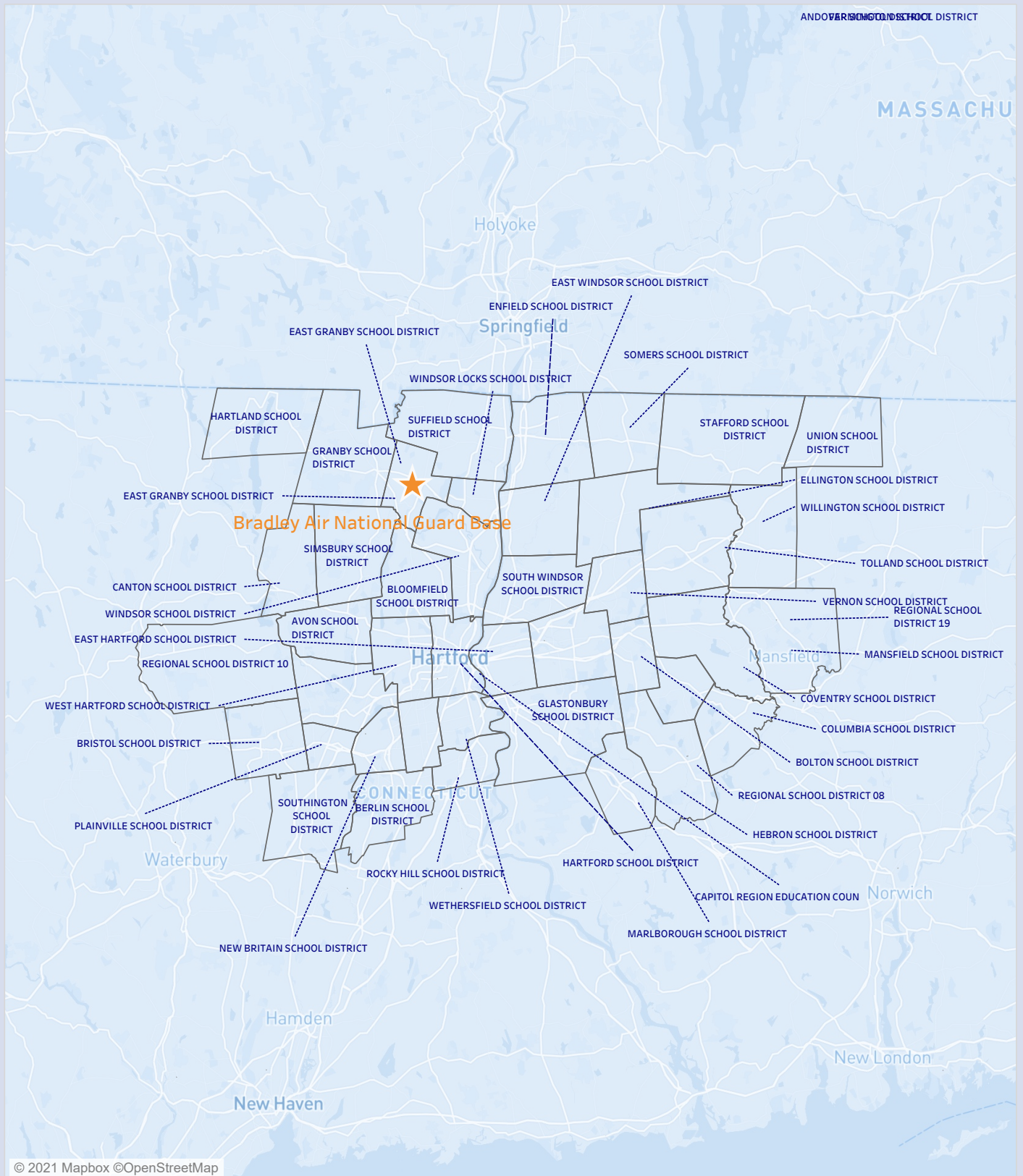
- Graduation rates reflect a 4-year graduation, which was determined to be the expectation of Airmen, Guardians, and their families due to frequency of relocation

- The licensure assessment uses a checklist of licensure rules that states should have, and that they should avoid. For example, having a compact or temporary licensing rule and NOT having supervisory requirements are checklist items that lead to green. The Department of the Air Force reviewed state policies and programs intended to eliminate barriers to license portability for military spouses that were in effect as of 31 Dec. 2021

For additional information on Education and Licensure assessment criteria, methodology and data sources, please see the Support of Military Families Background Information provided at [www.af.mil](http://www.af.mil) under the Support to Families banner. All questions and feedback should be directed to [SAF.MRR.Workflow@us.af.mil](mailto:SAF.MRR.Workflow@us.af.mil).

# Bradley Air National Guard Base, Connecticut

## School Districts Map

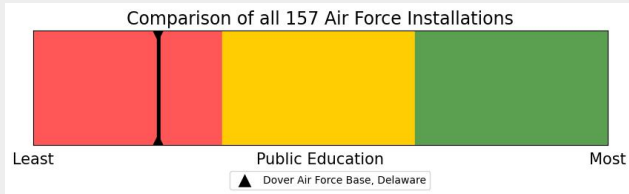


# Support of Military Families - 2021

## Dover Air Force Base, Delaware

### Public Education\*

2019 2021



KEY: ■ < 33.3% ≤ ■ < 66.6% ≤ ■ (Percentile):

### Academic Performance Criteria

2019 2021



Graduation Rate



Student Learning Rate



### School Climate Criteria



Chronic Absenteeism Rate



Suspension Rate



### Service Offering Criteria



Pre-Kindergarten Availability



Student to Counselor Ratio



Student to Mental Health Support Ratio



Student to Nurse Ratio



Student to Teacher Ratio



Data Source	Most Recent Survey Time Period Utilized	Date Last Updated
Department of Education - Civil Rights Data Collection District and School Data	SY 2017-2018	October 2020
Department of Education - ED Facts Graduation Rates (District and School Level)	SY 2018-2019	November 2020
Department of Education - National center for Education Statistics Common Core of Data Public Elementary/ Secondary School Universe Survey Data	SY 2019-2020	March 2021
Department of Education - National Center of Education Statistics Common Core of Data (School Search)	SY 2018-19 School Details and Enrollment Characteristics SY 2019-20 School Directory Information	April 2020 July 2020
Center for Education Policy Analysis: Stanford Education Data Archive (SEDA)	SY 2008-2009 through SY 2017-2018	February 2021

\* Public Education is Compiled using 60% Academic Performance, 20% School Climate, and 20% Service Offering.

### Licensure Portability

2019 2021



Accounting



Cosmetology



EMS



Engineering



Law



Nursing



Physical Therapy



Psychology



Teaching



Other Professions



Data Source	Most Recent Survey Time Period Utilized	Date Last Updated
State Laws, State Executive Orders, State Bar and Supreme Court Rules (Licensure)	Through Dec. 2021	Dec. 31, 2021

### Areas Requiring Additional Support

#### Public Education

Suspension Rate



Growth Measure



PreK



#### Licensure Language

6 month provisional license Fees not waived Background materials required

#### Profession

Accounting, Cosmetology, EMS, Physical Therapy, Psychology, Teaching



# Support of Military Families - 2021

## Dover Air Force Base, Delaware

### Education and Licensure Assessment Narrative

#### Public Education:

(This assessment is a comparative analysis using colors to graphically display results for all criteria and categories. The colors are assigned using percentiles, divided into thirds, to provide information about a location's relative position compared to all other Department of the Air Force installations assessed)

- Dover Air Force Base, Delaware received an overall red rating for public education as it fell within the bottom 33 percent of all Air Force installations assessed

- The areas with the lowest relative ranking which require additional state/community support include Suspension Rate, Growth Measure, and Pre-school Availability

- Change from 2019: Dover Air Force Base, Delaware's overall education rating did not shift from 2019.

#### Licensure Portability:

- The State of Delaware received an overall yellow assessment for licensure portability indicating the State statutes (primarily Del.C. § 8735) contain barriers to licensure and certification portability for military spouses. This assessment is driven by substantial equivalence requirements that allow acceptance of another state's license if the requirements for obtaining the license are sufficiently similar to their own State's requirements and precludes acceptance if the requirements are not similar

- Although Delaware has enacted legislation to join the Physical Therapy Compact, as of the time of this assessment, the compact benefits are not yet provided to military spouses as additional requirements need to be met in order for Delaware to fully receive all of the compact privileges

- However, there are no barriers for Law which provides a temporary license with no supervisory requirements, or for Nursing due to their inclusion in the Nurse Licensure Compact

- If you have additional information or recently made changes to your State's licensure statutes, you can send the updated information to [SAF.MRR.Workflow@us.af.mil](mailto:SAF.MRR.Workflow@us.af.mil) for consideration and potential changes to the assessment

- Change from 2019: While Delaware made progress by joining the Physical Therapy Compact, the State's overall assessment remained the same

#### Additional Notes:

- The education assessment cross references zip codes within the Military Housing Area (MHA) with zip codes of schools in the surrounding districts. Those school districts with zip codes that fall within the MHA of an installation are included in the analysis. In some locations, school district composition may have changed slightly due to the use of updated District IDs obtained from the Department of Education

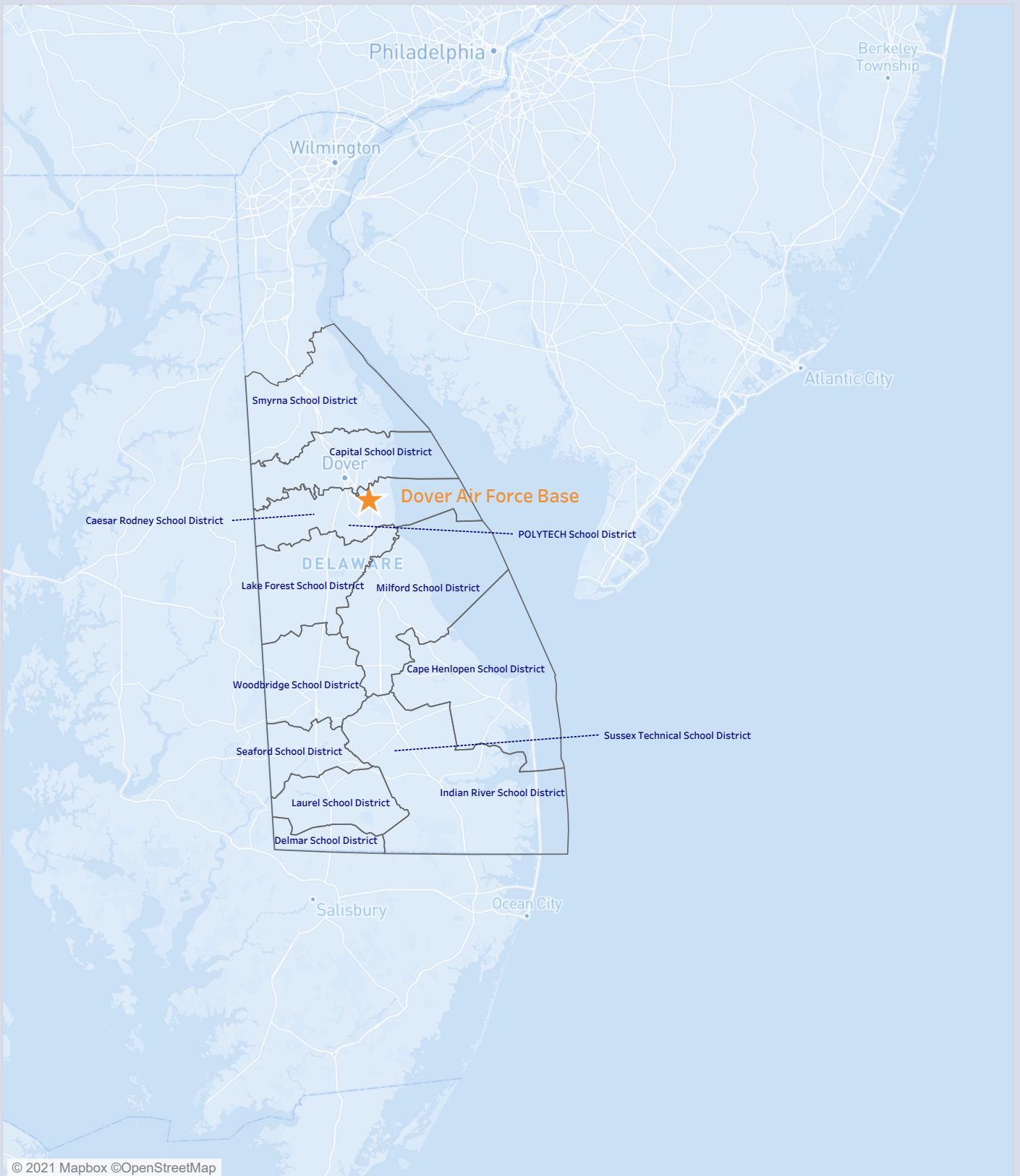
- Graduation rates reflect a 4-year graduation, which was determined to be the expectation of Airmen, Guardians, and their families due to frequency of relocation

- The licensure assessment uses a checklist of licensure rules that states should have, and that they should avoid. For example, having a compact or temporary licensing rule and NOT having supervisory requirements are checklist items that lead to green. The Department of the Air Force reviewed state policies and programs intended to eliminate barriers to license portability for military spouses that were in effect as of 31 Dec. 2021

For additional information on Education and Licensure assessment criteria, methodology and data sources, please see the Support of Military Families Background Information provided at [www.af.mil](http://www.af.mil) under the Support to Families banner. All questions and feedback should be directed to [SAF.MRR.Workflow@us.af.mil](mailto:SAF.MRR.Workflow@us.af.mil).

# Dover Air Force Base, Delaware

## School Districts Map



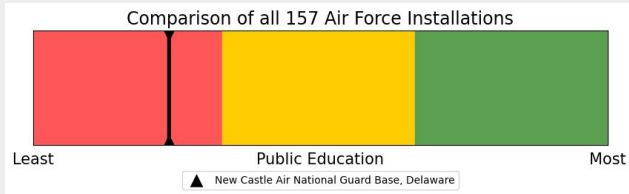


# Support of Military Families - 2021

## New Castle Air National Guard Base, Delaware

### Public Education\*

2019 2021



KEY: ■ < 33.3% ≤ ■ < 66.6% ≤ ■ (Percentile):

### Academic Performance Criteria

2019 2021



Graduation Rate



Student Learning Rate



### School Climate Criteria



Chronic Absenteeism Rate



Suspension Rate



### Service Offering Criteria



Pre-Kindergarten Availability



Student to Counselor Ratio



Student to Mental Health Support Ratio



Student to Nurse Ratio



Student to Teacher Ratio



Data Source	Most Recent Survey Time Period Utilized	Date Last Updated
Department of Education - Civil Rights Data Collection District and School Data	SY 2017-2018	October 2020
Department of Education - ED Facts Graduation Rates (District and School Level)	SY 2018-2019	November 2020
Department of Education - National center for Education Statistics Common Core of Data Public Elementary/ Secondary School Universe Survey Data	SY 2019-2020	March 2021
Department of Education - National Center of Education Statistics Common Core of Data (School Search)	SY 2018-19 School Details and Enrollment Characteristics SY 2019-20 School Directory Information	April 2020 July 2020
Center for Education Policy Analysis: Stanford Education Data Archive (SEDA)	SY 2008-2009 through SY 2017-2018	February 2021

\* Public Education is Compiled using 60% Academic Performance, 20% School Climate, and 20% Service Offering.

### Licensure Portability

2019 2021



Accounting



Cosmetology



EMS



Engineering



Law



Nursing



Physical Therapy



Psychology



Teaching



Other Professions



Data Source	Most Recent Survey Time Period Utilized	Date Last Updated
State Laws, State Executive Orders, State Bar and Supreme Court Rules (Licensure)	Through Dec. 2021	Dec. 31, 2021

### Areas Requiring Additional Support

#### Public Education

Graduation Rates



Chronic Absenteeism



PreK



#### Licensure Language

Substantial equivalency requirements Must have 2 years experience in past 5 years

#### Profession

Accounting, Cosmetology, Engineering, EMS, Physical Therapy, Psychology, Teaching



# Support of Military Families - 2021

## New Castle Air National Guard Base, Delaware

### Education and Licensure Assessment Narrative

#### Public Education:

(This assessment is a comparative analysis using colors to graphically display results for all criteria and categories. The colors are assigned using percentiles, divided into thirds, to provide information about a location's relative position compared to all other Department of the Air Force installations assessed)

- New Castle Air National Guard Base, Delaware received an overall red rating for public education as it fell within the bottom 33 percent of all Air Force installations assessed

- The areas with the lowest relative ranking which require additional state/community support include Graduation Rates, Chronic Absenteeism Rate, and Pre-school Availability

- Change from 2019: New Castle Air National Guard Base, Delaware's overall education rating did not shift from 2019.

#### Licensure Portability:

- The State of Delaware received an overall yellow assessment for licensure portability indicating the State statutes (primarily Del.C. § 8735) contain barriers to licensure and certification portability for military spouses. This assessment is driven by substantial equivalence requirements that allow acceptance of another state's license if the requirements for obtaining the license are sufficiently similar to their own State's requirements and precludes acceptance if the requirements are not similar

- Although Delaware has enacted legislation to join the Physical Therapy Compact, as of the time of this assessment, the compact benefits are not yet provided to military spouses as additional requirements need to be met in order for Delaware to fully receive all of the compact privileges

- However, there are no barriers for Law which provides a temporary license with no supervisory requirements, or for Nursing due to their inclusion in the Nurse Licensure Compact

- If you have additional information or recently made changes to your State's licensure statutes, you can send the updated information to [SAF.MRR.Workflow@us.af.mil](mailto:SAF.MRR.Workflow@us.af.mil) for consideration and potential changes to the assessment

- Change from 2019: While Delaware made progress by joining the Physical Therapy Compact, the State's overall assessment remained the same

#### Additional Notes:

- The education assessment cross references zip codes within the Military Housing Area (MHA) with zip codes of schools in the surrounding districts. Those school districts with zip codes that fall within the MHA of an installation are included in the analysis. In some locations, school district composition may have changed slightly due to the use of updated District IDs obtained from the Department of Education

- Graduation rates reflect a 4-year graduation, which was determined to be the expectation of Airmen, Guardians, and their families due to frequency of relocation

- The licensure assessment uses a checklist of licensure rules that states should have, and that they should avoid. For example, having a compact or temporary licensing rule and NOT having supervisory requirements are checklist items that lead to green. The Department of the Air Force reviewed state policies and programs intended to eliminate barriers to license portability for military spouses that were in effect as of 31 Dec. 2021

For additional information on Education and Licensure assessment criteria, methodology and data sources, please see the Support of Military Families Background Information provided at [www.af.mil](http://www.af.mil) under the Support to Families banner. All questions and feedback should be directed to [SAF.MRR.Workflow@us.af.mil](mailto:SAF.MRR.Workflow@us.af.mil).

# New Castle Air National Guard Base, Delaware

## School Districts Map






# Support of Military Families - 2021

## Joint Base Anacostia-Bolling, District of Columbia

### Public Education\*

2019 2021



KEY: ■ < 33.3% ≤ ■ < 66.6% ≤ ■ (Percentile):

### Academic Performance Criteria

2019 2021



Graduation Rate



Student Learning Rate



### School Climate Criteria



Chronic Absenteeism Rate



Suspension Rate



### Service Offering Criteria



Pre-Kindergarten Availability



Student to Counselor Ratio



Student to Mental Health Support Ratio



Student to Nurse Ratio



Student to Teacher Ratio



Data Source	Most Recent Survey Time Period Utilized	Date Last Updated
Department of Education - Civil Rights Data Collection District and School Data	SY 2017-2018	October 2020
Department of Education - EDFacts Graduation Rates (District and School Level)	SY 2018-2019	November 2020
Department of Education - National center for Education Statistics Common Core of Data Public Elementary/ Secondary School Universe Survey Data	SY 2019-2020	March 2021
Department of Education - National Center of Education Statistics Common Core of Data (School Search)	SY 2018-19 School Details and Enrollment Characteristics SY 2019-20 School Directory Information	April 2020 July 2020
Center for Education Policy Analysis: Stanford Education Data Archive (SEDA)	SY 2008-2009 through SY 2017-2018	February 2021

\* Public Education is Compiled using 60% Academic Performance, 20% School Climate, and 20% Service Offering.

### Licensure Portability

2019 2021



Accounting



Cosmetology



EMS



Engineering



Law



Nursing



Physical Therapy



Psychology



Teaching



Other Professions



Data Source	Most Recent Survey Time Period Utilized	Date Last Updated
State Laws, State Executive Orders, State Bar and Supreme Court Rules (Licensure)	Through Dec. 2021	Dec. 31, 2021

### Areas Requiring Additional Support

#### Public Education

Student to Nurse



Chronic Absenteeism



Graduation Rates



#### Licensure Language

No MS rule , No statutes for military spouses, No statutes for military spouses Reciprocity process available

#### Profession

Law, Other Professions, Teaching, Accounting, Cosmetology, Psychology



# Support of Military Families - 2021

## Joint Base Anacostia-Bolling, District of Columbia

### Education and Licensure Assessment Narrative

#### **Public Education:**

(This assessment is a comparative analysis using colors to graphically display results for all criteria and categories. The colors are assigned using percentiles, divided into thirds, to provide information about a location's relative position compared to all other Department of the Air Force installations assessed)

- Joint Base Anacostia-Bolling, District of Columbia received an overall yellow rating for public education as it fell within the middle 33 percent of all Air Force installations assessed

- The areas with the lowest relative ranking which require additional state/community support include Student to Nurse Ratio, Chronic Absenteeism Rate, and Graduation Rates

- Change from 2019: Joint Base Anacostia-Bolling, District of Columbia's overall education rating did not shift from 2019.

#### **Licensure Portability:**

- The District of Columbia received an overall red assessment for licensure portability indicating statutes contain significant barriers to licensure and certification portability. This assessment is driven by substantial equivalence requirements that allow acceptance of another state's license if the requirements for obtaining the license are sufficiently similar to their own State's requirements and precludes acceptance if the requirements are not similar. Additionally, specific legislation designated for military spouses is absent from the statutes

- There are no barriers for the EMS profession due to their inclusion in the National Registry of Emergency Medical Technicians, however, barriers remain for the Engineering, Nursing, and Physical Therapy professions for having limited avenues available for endorsement and/or reciprocity

- If you have additional information or recently made changes to your State's licensure statutes, you can send the updated information to [SAF.MRR.Workflow@us.af.mil](mailto:SAF.MRR.Workflow@us.af.mil) for consideration and potential changes to the assessment.

- Change from 2019: No change from the 2019 assessment and no changes to statute

#### **Additional Notes:**

- The education assessment cross references zip codes within the Military Housing Area (MHA) with zip codes of schools in the surrounding districts. Those school districts with zip codes that fall within the MHA of an installation are included in the analysis. In some locations, school district composition may have changed slightly due to the use of updated District IDs obtained from the Department of Education

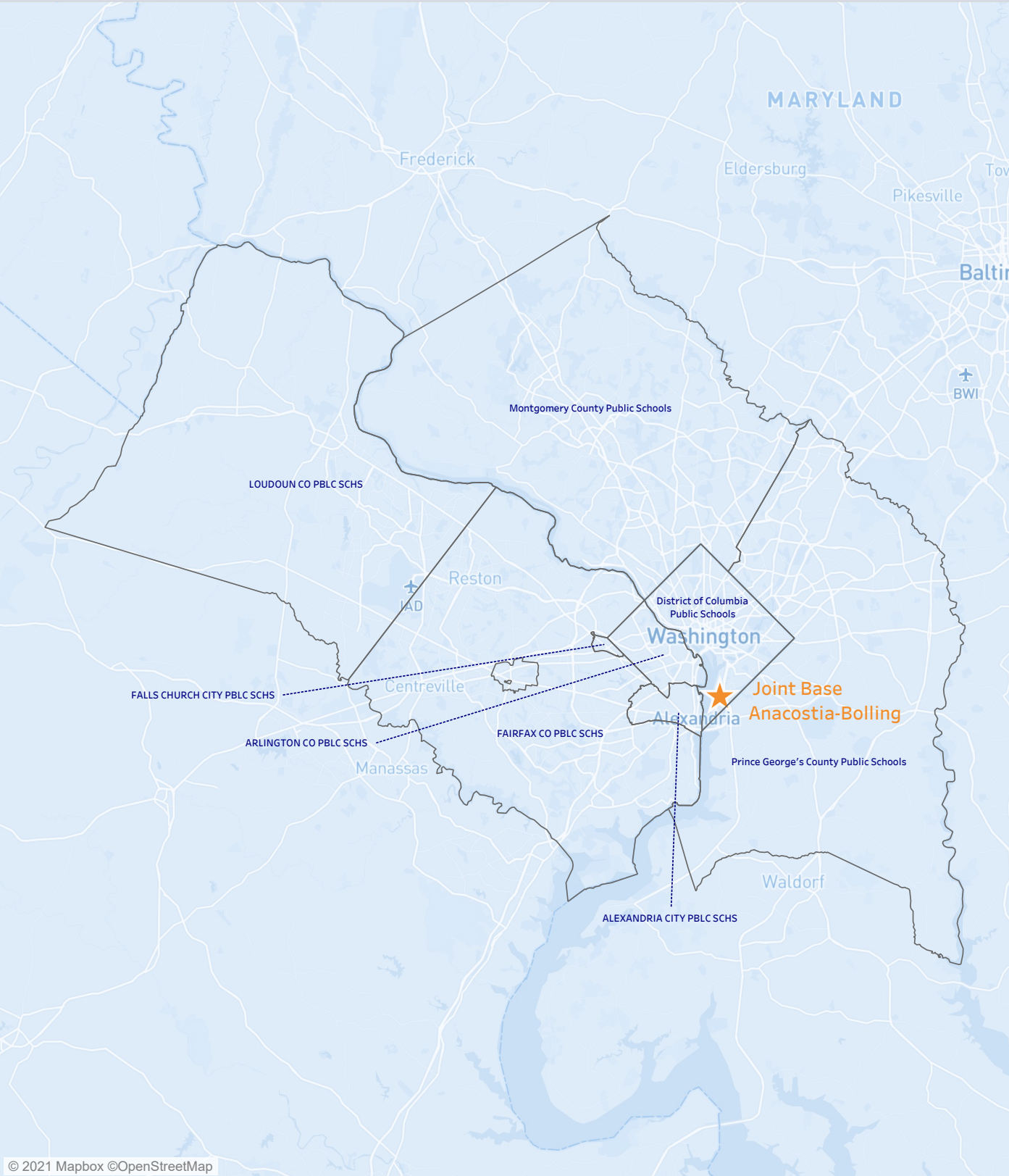
- Graduation rates reflect a 4-year graduation, which was determined to be the expectation of Airmen, Guardians, and their families due to frequency of relocation

- The licensure assessment uses a checklist of licensure rules that states should have, and that they should avoid. For example, having a compact or temporary licensing rule and NOT having supervisory requirements are checklist items that lead to green. The Department of the Air Force reviewed state policies and programs intended to eliminate barriers to license portability for military spouses that were in effect as of 31 Dec. 2021

For additional information on Education and Licensure assessment criteria, methodology and data sources, please see the Support of Military Families Background Information provided at [www.af.mil](http://www.af.mil) under the Support to Families banner. All questions and feedback should be directed to [SAF.MRR.Workflow@us.af.mil](mailto:SAF.MRR.Workflow@us.af.mil).

# Joint Base Anacostia-Bolling, DC

## School Districts Map




# Support of Military Families - 2021

## Cape Canaveral Space Force Station, Florida

### Public Education\*

2019 2021



KEY: ■ < 33.3% ≤ ■ < 66.6% ≤ ■ (Percentile):

### Academic Performance Criteria

2019 2021



Graduation Rate



Student Learning Rate



### School Climate Criteria



Chronic Absenteeism Rate



Suspension Rate



### Service Offering Criteria



Pre-Kindergarten Availability



Student to Counselor Ratio



Student to Mental Health Support Ratio



Student to Nurse Ratio



Student to Teacher Ratio

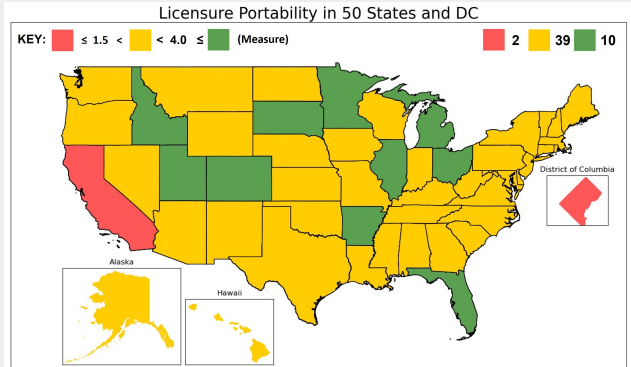


Data Source	Most Recent Survey Time Period Utilized	Date Last Updated
Department of Education - Civil Rights Data Collection District and School Data	SY 2017-2018	October 2020
Department of Education - EDFacts Graduation Rates (District and School Level)	SY 2018-2019	November 2020
Department of Education - National center for Education Statistics Common Core of Data Public Elementary/ Secondary School Universe Survey Data	SY 2019-2020	March 2021
Department of Education - National Center of Education Statistics Common Core of Data (School Search)	SY 2018-19 School Details and Enrollment Characteristics SY 2019-20 School Directory Information	April 2020 July 2020
Center for Education Policy Analysis: Stanford Education Data Archive (SEDA)	SY 2008-2009 through SY 2017-2018	February 2021

\* Public Education is Compiled using 60% Academic Performance, 20% School Climate, and 20% Service Offering.

### Licensure Portability

2019 2021



Accounting



Cosmetology



EMS



Engineering



Law



Nursing



Physical Therapy



Psychology



Teaching



Other Professions



Data Source	Most Recent Survey Time Period Utilized	Date Last Updated
State Laws, State Executive Orders, State Bar and Supreme Court Rules (Licensure)	Through Dec. 2021	Dec. 31, 2021

### Areas Requiring Additional Support

#### Public Education

Student to Nurse



Growth Measure



Mental Health Support





# Support of Military Families - 2021

## Cape Canaveral Space Force Station, Florida

### Education and Licensure Assessment Narrative

#### Public Education:

(This assessment is a comparative analysis using colors to graphically display results for all criteria and categories. The colors are assigned using percentiles, divided into thirds, to provide information about a location's relative position compared to all other Department of the Air Force installations assessed)

- Cape Canaveral Space Force Station, Florida received an overall red rating for public education as it fell within the bottom 33 percent of all Air Force installations assessed

- The areas with the lowest relative ranking which require additional state/community support include Student to Nurse Ratio, Growth Measure, and Student to Mental Health Professional Ratio

- Change from 2019: Cape Canaveral Space Force Station, Florida's overall education rating did not shift from 2019.

#### Licensure Portability:

- The State of Florida received an overall green assessment for licensure portability indicating State statutes (primarily West's F.S.A. § 455.02) are effective in removing barriers to licensure and certification portability. Military spouses can easily transfer professional licenses and certificates from other states and sustain their careers. All occupations were assessed green

- If you have additional information or recently made changes to your State's licensure statutes, you can send the updated information to [SAF.MRR.Workflow@us.af.mil](mailto:SAF.MRR.Workflow@us.af.mil) for consideration and potential changes to the assessment.

- Change from 2019: No change from the 2019 assessment and no changes to the state's statute

#### Additional Notes:

- The education assessment cross references zip codes within the Military Housing Area (MHA) with zip codes of schools in the surrounding districts. Those school districts with zip codes that fall within the MHA of an installation are included in the analysis. In some locations, school district composition may have changed slightly due to the use of updated District IDs obtained from the Department of Education

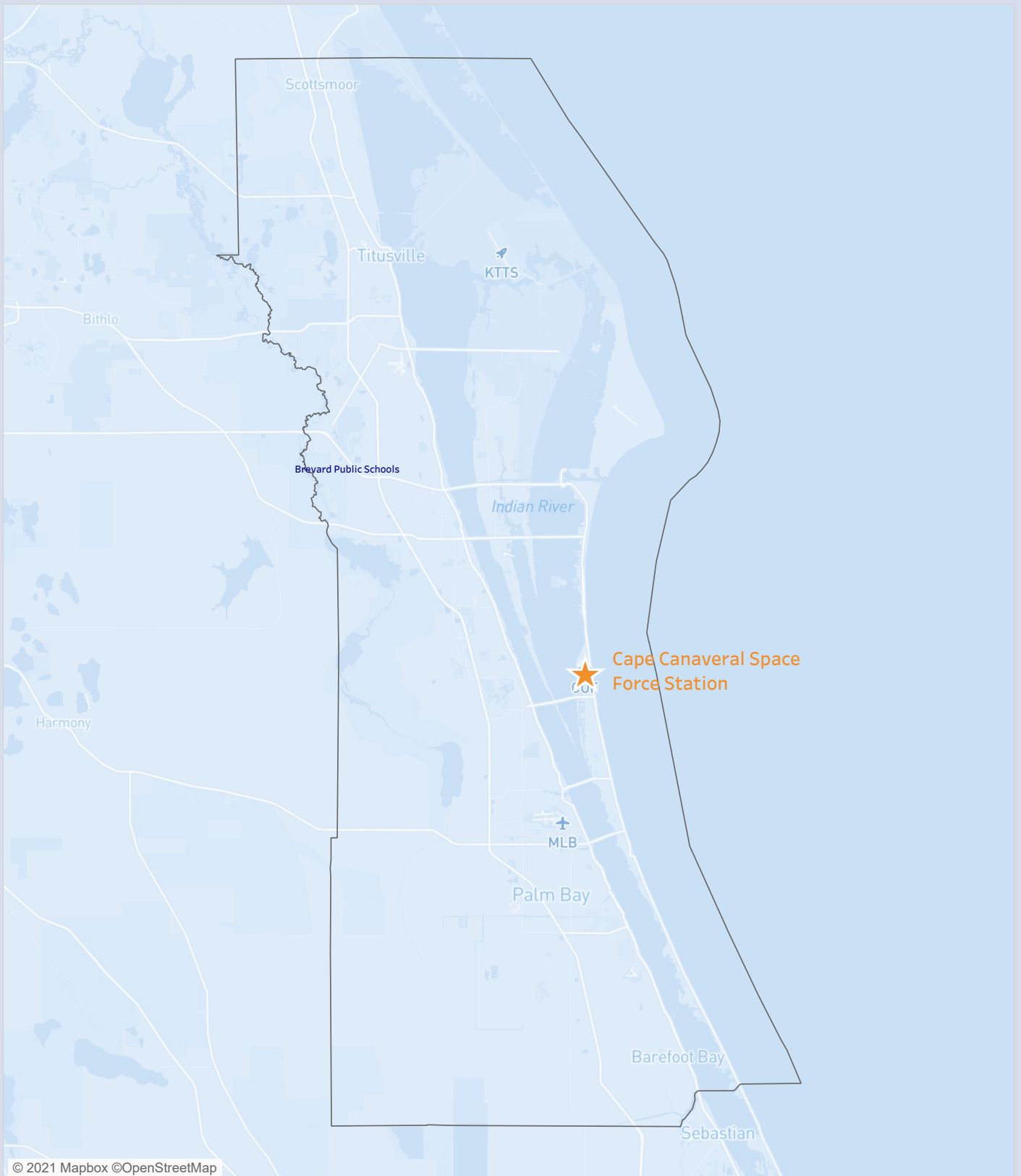
- Graduation rates reflect a 4-year graduation, which was determined to be the expectation of Airmen, Guardians, and their families due to frequency of relocation

- The licensure assessment uses a checklist of licensure rules that states should have, and that they should avoid. For example, having a compact or temporary licensing rule and NOT having supervisory requirements are checklist items that lead to green. The Department of the Air Force reviewed state policies and programs intended to eliminate barriers to license portability for military spouses that were in effect as of 31 Dec. 2021

For additional information on Education and Licensure assessment criteria, methodology and data sources, please see the Support of Military Families Background Information provided at [www.af.mil](http://www.af.mil) under the Support to Families banner. All questions and feedback should be directed to [SAF.MRR.Workflow@us.af.mil](mailto:SAF.MRR.Workflow@us.af.mil).

# Cape Canaveral Space Force Station, Florida

## School Districts Map




# Support of Military Families - 2021

## Duke Field, Florida

### Public Education\*

2019 2021



KEY: ■ < 33.3% ≤ ■ < 66.6% ≤ ■ (Percentile):

### Academic Performance Criteria

2019 2021



Graduation Rate



Student Learning Rate



### School Climate Criteria



Chronic Absenteeism Rate



Suspension Rate



### Service Offering Criteria



Pre-Kindergarten Availability



Student to Counselor Ratio



Student to Mental Health Support Ratio



Student to Nurse Ratio



Student to Teacher Ratio



Data Source	Most Recent Survey Time Period Utilized	Date Last Updated
Department of Education - Civil Rights Data Collection District and School Data	SY 2017-2018	October 2020
Department of Education - EDFacts Graduation Rates (District and School Level)	SY 2018-2019	November 2020
Department of Education - National center for Education Statistics Common Core of Data Public Elementary/ Secondary School Universe Survey Data	SY 2019-2020	March 2021
Department of Education - National Center of Education Statistics Common Core of Data (School Search)	SY 2018-19 School Details and Enrollment Characteristics SY 2019-20 School Directory Information	April 2020 July 2020
Center for Education Policy Analysis: Stanford Education Data Archive (SEDA)	SY 2008-2009 through SY 2017-2018	February 2021

\* Public Education is Compiled using 60% Academic Performance, 20% School Climate, and 20% Service Offering.

### Licensure Portability

2019 2021



Accounting



Cosmetology



EMS



Engineering



Law



Nursing



Physical Therapy



Psychology



Teaching



Other Professions



Data Source	Most Recent Survey Time Period Utilized	Date Last Updated
State Laws, State Executive Orders, State Bar and Supreme Court Rules (Licensure)	Through Dec. 2021	Dec. 31, 2021

### Areas Requiring Additional Support

Public Education

Mental Health Support



Student to Nurse



Growth Measure



# Support of Military Families - 2021

## Duke Field, Florida

### Education and Licensure Assessment Narrative

#### Public Education:

(This assessment is a comparative analysis using colors to graphically display results for all criteria and categories. The colors are assigned using percentiles, divided into thirds, to provide information about a location's relative position compared to all other Department of the Air Force installations assessed)

- Duke Field, Florida received an overall yellow rating for public education as it fell within the middle 33 percent of all Air Force installations assessed

- The areas with the lowest relative ranking which require additional state/community support include Student to Mental Health Professional Ratio, Student to Nurse Ratio, and Growth Measure

- Change from 2019: Duke Field, Florida's overall education rating changed from red to yellow from 2019.

#### Licensure Portability:

- The State of Florida received an overall green assessment for licensure portability indicating State statutes (primarily West's F.S.A. § 455.02) are effective in removing barriers to licensure and certification portability. Military spouses can easily transfer professional licenses and certificates from other states and sustain their careers. All occupations were assessed green

- If you have additional information or recently made changes to your State's licensure statutes, you can send the updated information to [SAF.MRR.Workflow@us.af.mil](mailto:SAF.MRR.Workflow@us.af.mil) for consideration and potential changes to the assessment.

- Change from 2019: No change from the 2019 assessment and no changes to the state's statute

#### Additional Notes:

- The education assessment cross references zip codes within the Military Housing Area (MHA) with zip codes of schools in the surrounding districts. Those school districts with zip codes that fall within the MHA of an installation are included in the analysis. In some locations, school district composition may have changed slightly due to the use of updated District IDs obtained from the Department of Education

- Graduation rates reflect a 4-year graduation, which was determined to be the expectation of Airmen, Guardians, and their families due to frequency of relocation

- The licensure assessment uses a checklist of licensure rules that states should have, and that they should avoid. For example, having a compact or temporary licensing rule and NOT having supervisory requirements are checklist items that lead to green. The Department of the Air Force reviewed state policies and programs intended to eliminate barriers to license portability for military spouses that were in effect as of 31 Dec. 2021

For additional information on Education and Licensure assessment criteria, methodology and data sources, please see the Support of Military Families Background Information provided at [www.af.mil](http://www.af.mil) under the Support to Families banner. All questions and feedback should be directed to [SAF.MRR.Workflow@us.af.mil](mailto:SAF.MRR.Workflow@us.af.mil).

# Duke Field, Florida

## School Districts Map

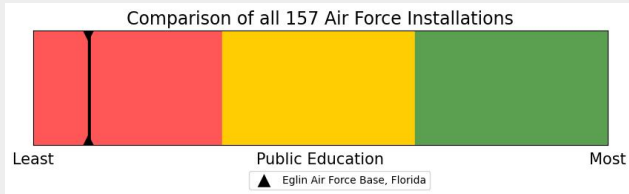


# Support of Military Families - 2021

## Eglin Air Force Base, Florida

### Public Education\*

2019 2021



KEY: ■ < 33.3% ≤ ■ < 66.6% ≤ ■ (Percentile):

### Academic Performance Criteria

2019 2021



Graduation Rate



Student Learning Rate



### School Climate Criteria



Chronic Absenteeism Rate



Suspension Rate



### Service Offering Criteria



Pre-Kindergarten Availability



Student to Counselor Ratio



Student to Mental Health Support Ratio



Student to Nurse Ratio



Student to Teacher Ratio



Data Source	Most Recent Survey Time Period Utilized	Date Last Updated
Department of Education - Civil Rights Data Collection District and School Data	SY 2017-2018	October 2020
Department of Education - EDFacts Graduation Rates (District and School Level)	SY 2018-2019	November 2020
Department of Education - National center for Education Statistics Common Core of Data Public Elementary/ Secondary School Universe Survey Data	SY 2019-2020	March 2021
Department of Education - National Center of Education Statistics Common Core of Data (School Search)	SY 2018-19 School Details and Enrollment Characteristics SY 2019-20 School Directory Information	April 2020 July 2020
Center for Education Policy Analysis: Stanford Education Data Archive (SEDA)	SY 2008-2009 through SY 2017-2018	February 2021

\* Public Education is Compiled using 60% Academic Performance, 20% School Climate, and 20% Service Offering.

### Licensure Portability

2019 2021



Accounting



Cosmetology



EMS



Engineering



Law



Nursing



Physical Therapy



Psychology



Teaching



Other Professions



Data Source	Most Recent Survey Time Period Utilized	Date Last Updated
State Laws, State Executive Orders, State Bar and Supreme Court Rules (Licensure)	Through Dec. 2021	Dec. 31, 2021

### Areas Requiring Additional Support

Public Education

Mental Health Support



Student to Nurse



Growth Measure



# Support of Military Families - 2021

## Eglin Air Force Base, Florida

### Education and Licensure Assessment Narrative

#### Public Education:

(This assessment is a comparative analysis using colors to graphically display results for all criteria and categories. The colors are assigned using percentiles, divided into thirds, to provide information about a location's relative position compared to all other Department of the Air Force installations assessed)

- Eglin Air Force Base, Florida received an overall yellow rating for public education as it fell within the middle 33 percent of all Air Force installations assessed

- The areas with the lowest relative ranking which require additional state/community support include Student to Mental Health Professional Ratio, Student to Nurse Ratio, and Growth Measure

- Change from 2019: Eglin Air Force Base, Florida's overall education rating changed from red to yellow from 2019.

#### Licensure Portability:

- The State of Florida received an overall green assessment for licensure portability indicating State statutes (primarily West's F.S.A. § 455.02) are effective in removing barriers to licensure and certification portability. Military spouses can easily transfer professional licenses and certificates from other states and sustain their careers. All occupations were assessed green

- If you have additional information or recently made changes to your State's licensure statutes, you can send the updated information to [SAF.MRR.Workflow@us.af.mil](mailto:SAF.MRR.Workflow@us.af.mil) for consideration and potential changes to the assessment.

- Change from 2019: No change from the 2019 assessment and no changes to the state's statute

#### Additional Notes:

- The education assessment cross references zip codes within the Military Housing Area (MHA) with zip codes of schools in the surrounding districts. Those school districts with zip codes that fall within the MHA of an installation are included in the analysis. In some locations, school district composition may have changed slightly due to the use of updated District IDs obtained from the Department of Education

- Graduation rates reflect a 4-year graduation, which was determined to be the expectation of Airmen, Guardians, and their families due to frequency of relocation

- The licensure assessment uses a checklist of licensure rules that states should have, and that they should avoid. For example, having a compact or temporary licensing rule and NOT having supervisory requirements are checklist items that lead to green. The Department of the Air Force reviewed state policies and programs intended to eliminate barriers to license portability for military spouses that were in effect as of 31 Dec. 2021

For additional information on Education and Licensure assessment criteria, methodology and data sources, please see the Support of Military Families Background Information provided at [www.af.mil](http://www.af.mil) under the Support to Families banner. All questions and feedback should be directed to [SAF.MRR.Workflow@us.af.mil](mailto:SAF.MRR.Workflow@us.af.mil).

# Eglin Air Force Base, Florida

## School Districts Map



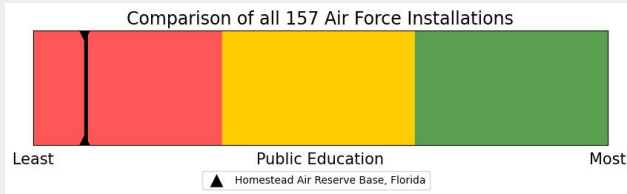


# Support of Military Families - 2021

## Homestead Air Reserve Base, Florida

### Public Education\*

2019 2021



KEY: ■ < 33.3% ≤ ■ < 66.6% ≤ ■ (Percentile):

### Academic Performance Criteria

2019 2021



Graduation Rate



Student Learning Rate



### School Climate Criteria



Chronic Absenteeism Rate



Suspension Rate



### Service Offering Criteria



Pre-Kindergarten Availability



Student to Counselor Ratio



Student to Mental Health Support Ratio



Student to Nurse Ratio



Student to Teacher Ratio



Data Source	Most Recent Survey Time Period Utilized	Date Last Updated
Department of Education - Civil Rights Data Collection District and School Data	SY 2017-2018	October 2020
Department of Education - EDFacts Graduation Rates (District and School Level)	SY 2018-2019	November 2020
Department of Education - National center for Education Statistics Common Core of Data Public Elementary/ Secondary School Universe Survey Data	SY 2019-2020	March 2021
Department of Education - National Center of Education Statistics Common Core of Data (School Search)	SY 2018-19 School Details and Enrollment Characteristics SY 2019-20 School Directory Information	April 2020 July 2020
Center for Education Policy Analysis: Stanford Education Data Archive (SEDA)	SY 2008-2009 through SY 2017-2018	February 2021

\* Public Education is Compiled using 60% Academic Performance, 20% School Climate, and 20% Service Offering.

### Licensure Portability

2019 2021



Accounting



Cosmetology



EMS



Engineering



Law



Nursing



Physical Therapy



Psychology



Teaching



Other Professions



Data Source	Most Recent Survey Time Period Utilized	Date Last Updated
State Laws, State Executive Orders, State Bar and Supreme Court Rules (Licensure)	Through Dec. 2021	Dec. 31, 2021

### Areas Requiring Additional Support

#### Public Education

Growth Measure



Mental Health Support



Student to Nurse



# Support of Military Families - 2021

## Homestead Air Reserve Base, Florida

### Education and Licensure Assessment Narrative

#### Public Education:

(This assessment is a comparative analysis using colors to graphically display results for all criteria and categories. The colors are assigned using percentiles, divided into thirds, to provide information about a location's relative position compared to all other Department of the Air Force installations assessed)

- Homestead Air Reserve Base, Florida received an overall red rating for public education as it fell within the bottom 33 percent of all Air Force installations assessed

- The areas with the lowest relative ranking which require additional state/community support include Growth Measure, Student to Mental Health Professional Ratio, and Student to Nurse Ratio

- Change from 2019: Homestead Air Reserve Base, Florida's overall education rating did not shift from 2019.

#### Licensure Portability:

- The State of Florida received an overall green assessment for licensure portability indicating State statutes (primarily West's F.S.A. § 455.02) are effective in removing barriers to licensure and certification portability. Military spouses can easily transfer professional licenses and certificates from other states and sustain their careers. All occupations were assessed green

- If you have additional information or recently made changes to your State's licensure statutes, you can send the updated information to [SAF.MRR.Workflow@us.af.mil](mailto:SAF.MRR.Workflow@us.af.mil) for consideration and potential changes to the assessment.

- Change from 2019: No change from the 2019 assessment and no changes to the state's statute

#### Additional Notes:

- The education assessment cross references zip codes within the Military Housing Area (MHA) with zip codes of schools in the surrounding districts. Those school districts with zip codes that fall within the MHA of an installation are included in the analysis. In some locations, school district composition may have changed slightly due to the use of updated District IDs obtained from the Department of Education

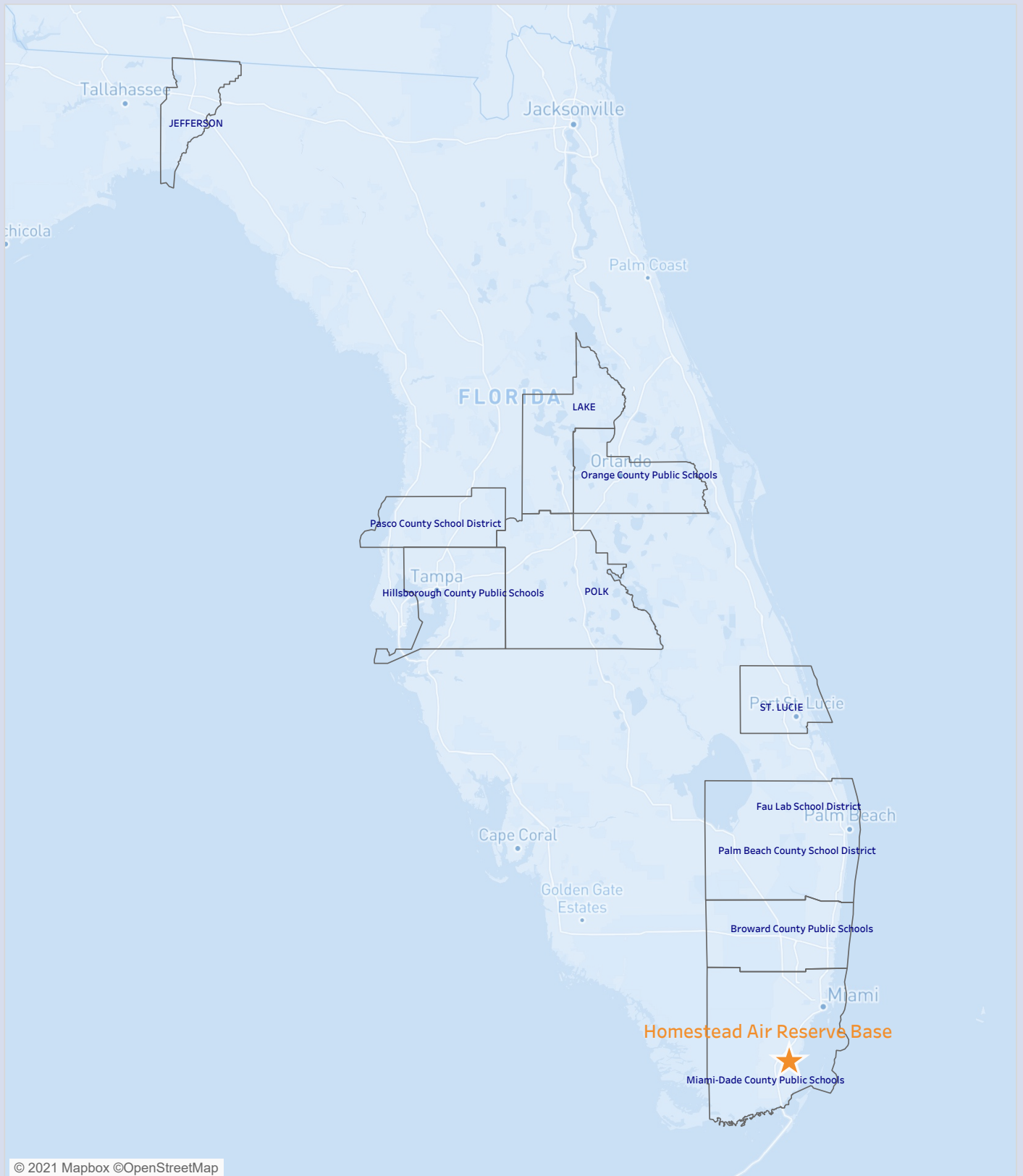
- Graduation rates reflect a 4-year graduation, which was determined to be the expectation of Airmen, Guardians, and their families due to frequency of relocation

- The licensure assessment uses a checklist of licensure rules that states should have, and that they should avoid. For example, having a compact or temporary licensing rule and NOT having supervisory requirements are checklist items that lead to green. The Department of the Air Force reviewed state policies and programs intended to eliminate barriers to license portability for military spouses that were in effect as of 31 Dec. 2021

For additional information on Education and Licensure assessment criteria, methodology and data sources, please see the Support of Military Families Background Information provided at [www.af.mil](http://www.af.mil) under the Support to Families banner. All questions and feedback should be directed to [SAF.MRR.Workflow@us.af.mil](mailto:SAF.MRR.Workflow@us.af.mil).

# Homestead Air Reserve Base, Florida

## School Districts Map




# Support of Military Families - 2021

## Hurlburt Field, Florida

### Public Education\*

2019 2021



KEY: ■ < 33.3% ≤ ■ < 66.6% ≤ ■ (Percentile):

### Academic Performance Criteria

2019 2021



Graduation Rate



Student Learning Rate



### School Climate Criteria



Chronic Absenteeism Rate



Suspension Rate



### Service Offering Criteria



Pre-Kindergarten Availability



Student to Counselor Ratio



Student to Mental Health Support Ratio



Student to Nurse Ratio



Student to Teacher Ratio



Data Source	Most Recent Survey Time Period Utilized	Date Last Updated
Department of Education - Civil Rights Data Collection District and School Data	SY 2017-2018	October 2020
Department of Education - EDFacts Graduation Rates (District and School Level)	SY 2018-2019	November 2020
Department of Education - National center for Education Statistics Common Core of Data Public Elementary/ Secondary School Universe Survey Data	SY 2019-2020	March 2021
Department of Education - National Center of Education Statistics Common Core of Data (School Search)	SY 2018-19 School Details and Enrollment Characteristics SY 2019-20 School Directory Information	April 2020 July 2020
Center for Education Policy Analysis: Stanford Education Data Archive (SEDA)	SY 2008-2009 through SY 2017-2018	February 2021

\* Public Education is Compiled using 60% Academic Performance, 20% School Climate, and 20% Service Offering.

### Licensure Portability

2019 2021



Accounting



Cosmetology



EMS



Engineering



Law



Nursing



Physical Therapy



Psychology



Teaching



Other Professions



Data Source	Most Recent Survey Time Period Utilized	Date Last Updated
State Laws, State Executive Orders, State Bar and Supreme Court Rules (Licensure)	Through Dec. 2021	Dec. 31, 2021

### Areas Requiring Additional Support

Public Education

Mental Health Support



Student to Nurse



Growth Measure



# Support of Military Families - 2021

## Hurlburt Field, Florida

### Education and Licensure Assessment Narrative

#### Public Education:

(This assessment is a comparative analysis using colors to graphically display results for all criteria and categories. The colors are assigned using percentiles, divided into thirds, to provide information about a location's relative position compared to all other Department of the Air Force installations assessed)

- Hurlburt Field, Florida received an overall yellow rating for public education as it fell within the middle 33 percent of all Air Force installations assessed

- The areas with the lowest relative ranking which require additional state/community support include Student to Mental Health Professional Ratio, Student to Nurse Ratio, and Growth Measure

- Change from 2019: Hurlburt Field, Florida's overall education rating changed from red to yellow from 2019.

#### Licensure Portability:

- The State of Florida received an overall green assessment for licensure portability indicating State statutes (primarily West's F.S.A. § 455.02) are effective in removing barriers to licensure and certification portability. Military spouses can easily transfer professional licenses and certificates from other states and sustain their careers. All occupations were assessed green

- If you have additional information or recently made changes to your State's licensure statutes, you can send the updated information to [SAF.MRR.Workflow@us.af.mil](mailto:SAF.MRR.Workflow@us.af.mil) for consideration and potential changes to the assessment.

- Change from 2019: No change from the 2019 assessment and no changes to the state's statute

#### Additional Notes:

- The education assessment cross references zip codes within the Military Housing Area (MHA) with zip codes of schools in the surrounding districts. Those school districts with zip codes that fall within the MHA of an installation are included in the analysis. In some locations, school district composition may have changed slightly due to the use of updated District IDs obtained from the Department of Education

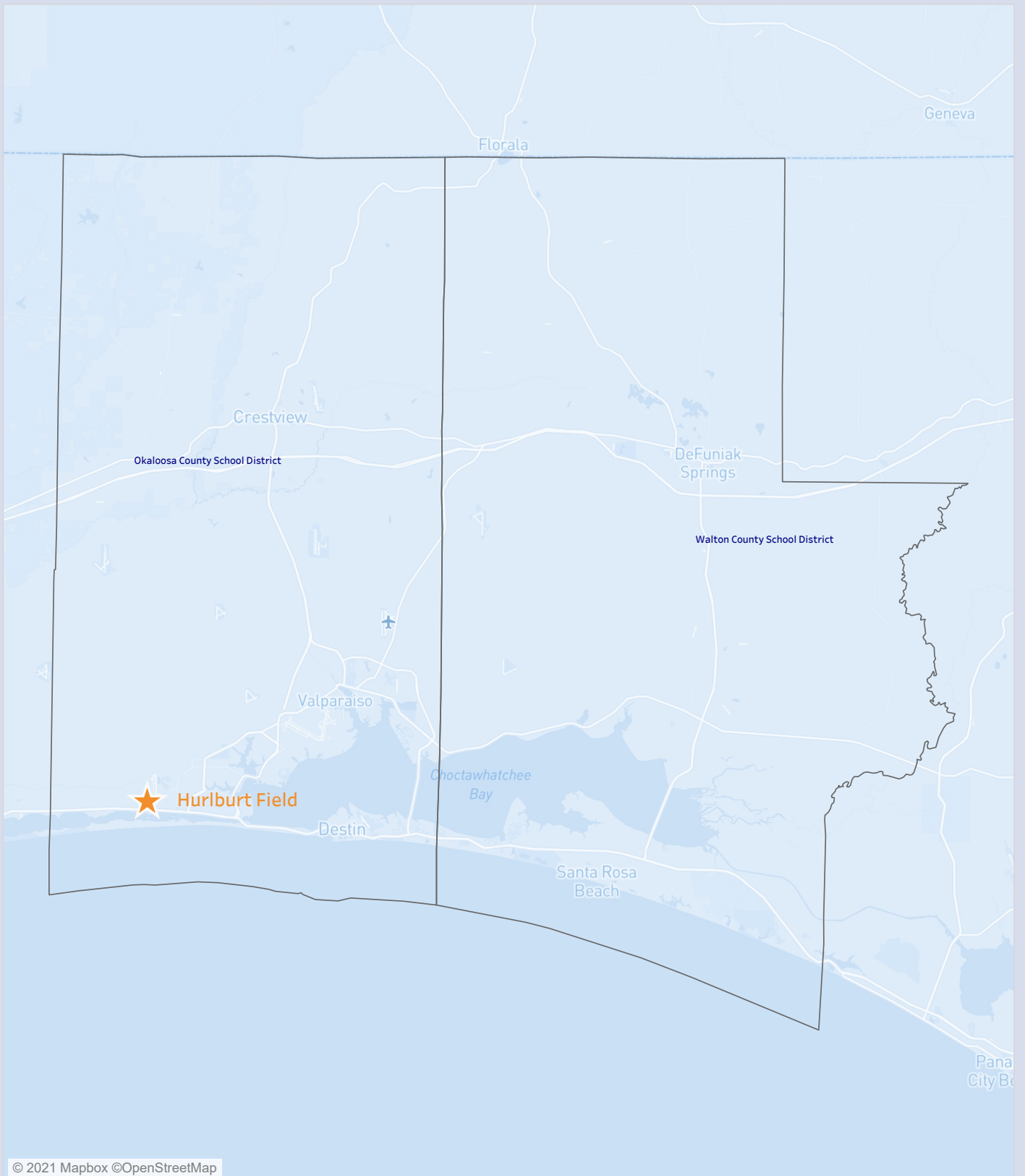
- Graduation rates reflect a 4-year graduation, which was determined to be the expectation of Airmen, Guardians, and their families due to frequency of relocation

- The licensure assessment uses a checklist of licensure rules that states should have, and that they should avoid. For example, having a compact or temporary licensing rule and NOT having supervisory requirements are checklist items that lead to green. The Department of the Air Force reviewed state policies and programs intended to eliminate barriers to license portability for military spouses that were in effect as of 31 Dec. 2021

For additional information on Education and Licensure assessment criteria, methodology and data sources, please see the Support of Military Families Background Information provided at [www.af.mil](http://www.af.mil) under the Support to Families banner. All questions and feedback should be directed to [SAF.MRR.Workflow@us.af.mil](mailto:SAF.MRR.Workflow@us.af.mil).

# Hurlburt Field, Florida

## School Districts Map

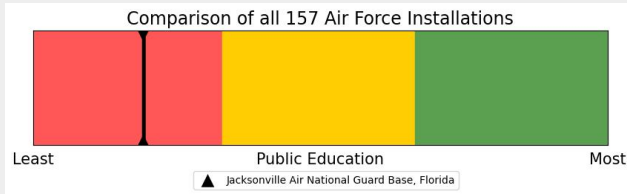


# Support of Military Families - 2021

## Jacksonville Air National Guard Base, Florida

### Public Education\*

2019 2021



KEY: ■ < 33.3% ≤ ■ < 66.6% ≤ ■ (Percentile):

### Academic Performance Criteria

2019 2021



Graduation Rate



Student Learning Rate



### School Climate Criteria



Chronic Absenteeism Rate



Suspension Rate



### Service Offering Criteria



Pre-Kindergarten Availability



Student to Counselor Ratio



Student to Mental Health Support Ratio



Student to Nurse Ratio



Student to Teacher Ratio

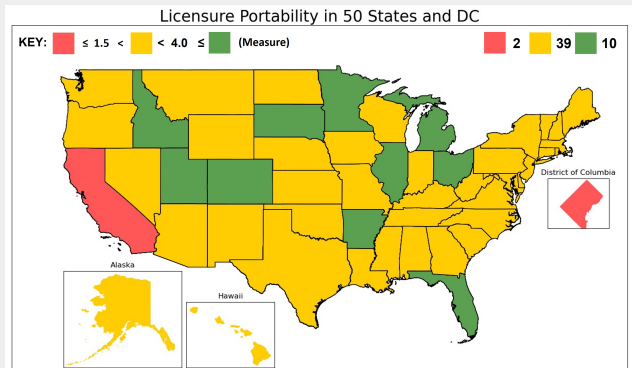


Data Source	Most Recent Survey Time Period Utilized	Date Last Updated
Department of Education - Civil Rights Data Collection District and School Data	SY 2017-2018	October 2020
Department of Education - EDFacts Graduation Rates (District and School Level)	SY 2018-2019	November 2020
Department of Education - National center for Education Statistics Common Core of Data Public Elementary/ Secondary School Universe Survey Data	SY 2019-2020	March 2021
Department of Education - National Center of Education Statistics Common Core of Data (School Search)	SY 2018-19 School Details and Enrollment Characteristics SY 2019-20 School Directory Information	April 2020 July 2020
Center for Education Policy Analysis: Stanford Education Data Archive (SEDA)	SY 2008-2009 through SY 2017-2018	February 2021

\* Public Education is Compiled using 60% Academic Performance, 20% School Climate, and 20% Service Offering.

### Licensure Portability

2019 2021



Accounting



Cosmetology



EMS



Engineering



Law



Nursing



Physical Therapy



Psychology



Teaching



Other Professions



Data Source	Most Recent Survey Time Period Utilized	Date Last Updated
State Laws, State Executive Orders, State Bar and Supreme Court Rules (Licensure)	Through Dec. 2021	Dec. 31, 2021

### Areas Requiring Additional Support

#### Public Education

Growth Measure



Mental Health Support



Suspension Rate



# Support of Military Families - 2021

## Jacksonville Air National Guard Base, Florida

### Education and Licensure Assessment Narrative

#### Public Education:

(This assessment is a comparative analysis using colors to graphically display results for all criteria and categories. The colors are assigned using percentiles, divided into thirds, to provide information about a location's relative position compared to all other Department of the Air Force installations assessed)

- Jacksonville Air National Guard Base, Florida received an overall red rating for public education as it fell within the bottom 33 percent of all Air Force installations assessed

- The areas with the lowest relative ranking which require additional state/community support include Growth Measure, Student to Mental Health Professional Ratio, and Suspension Rate

- Change from 2019: Jacksonville Air National Guard Base, Florida's overall education rating did not shift from 2019.

#### Licensure Portability:

- The State of Florida received an overall green assessment for licensure portability indicating State statutes (primarily West's F.S.A. § 455.02) are effective in removing barriers to licensure and certification portability. Military spouses can easily transfer professional licenses and certificates from other states and sustain their careers. All occupations were assessed green

- If you have additional information or recently made changes to your State's licensure statutes, you can send the updated information to [SAF.MRR.Workflow@us.af.mil](mailto:SAF.MRR.Workflow@us.af.mil) for consideration and potential changes to the assessment.

- Change from 2019: No change from the 2019 assessment and no changes to the state's statute

#### Additional Notes:

- The education assessment cross references zip codes within the Military Housing Area (MHA) with zip codes of schools in the surrounding districts. Those school districts with zip codes that fall within the MHA of an installation are included in the analysis. In some locations, school district composition may have changed slightly due to the use of updated District IDs obtained from the Department of Education

- Graduation rates reflect a 4-year graduation, which was determined to be the expectation of Airmen, Guardians, and their families due to frequency of relocation

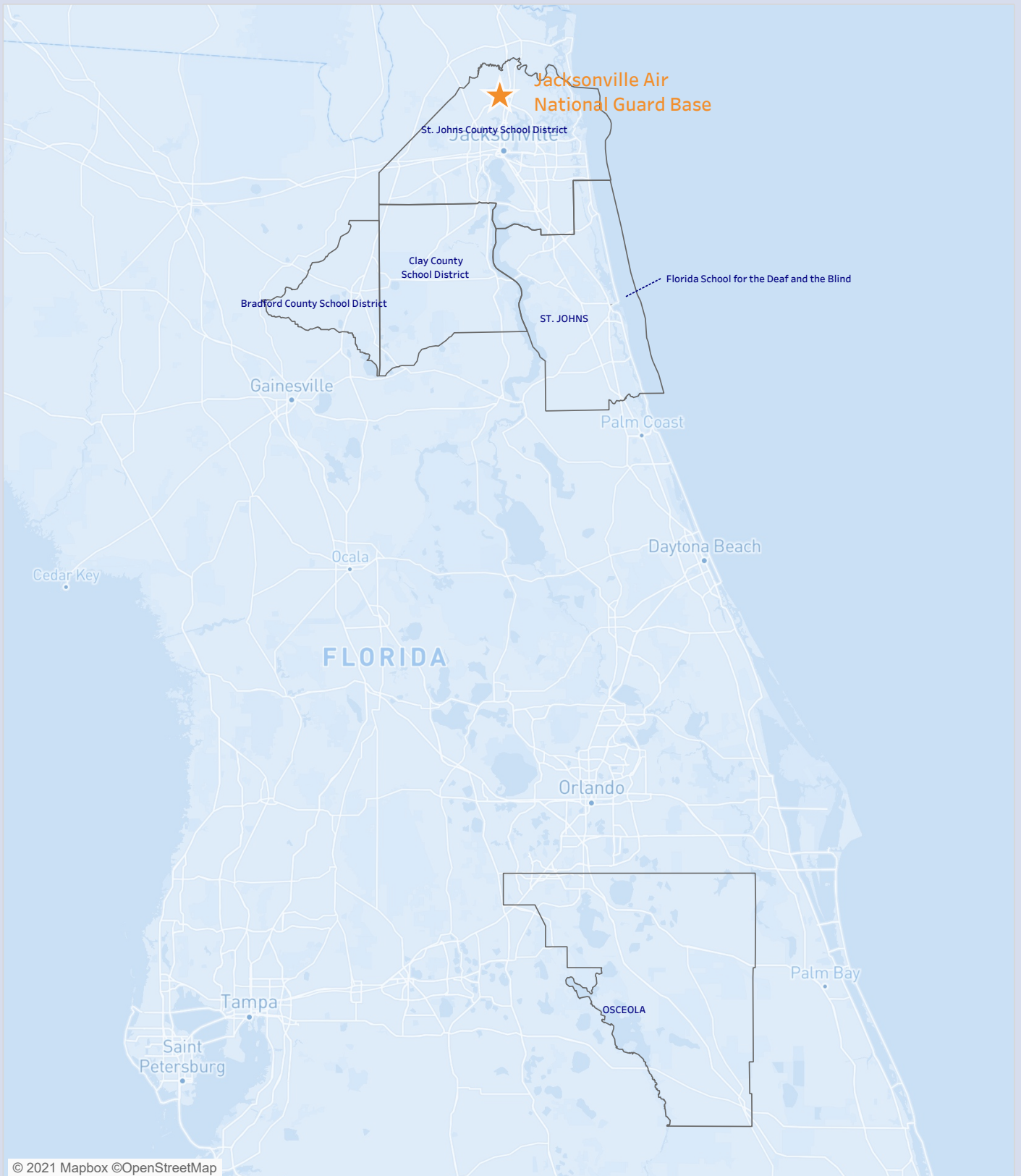
- The licensure assessment uses a checklist of licensure rules that states should have, and that they should avoid. For example, having a compact or temporary licensing rule and NOT having supervisory requirements are checklist items that lead to green. The Department of the Air Force reviewed state policies and programs intended to eliminate barriers to license portability for military spouses that were in effect as of 31 Dec. 2021

For additional information on Education and Licensure assessment criteria, methodology and data sources, please see the Support of Military Families Background Information provided at [www.af.mil](http://www.af.mil) under the Support to Families banner. All questions and feedback should be directed to [SAF.MRR.Workflow@us.af.mil](mailto:SAF.MRR.Workflow@us.af.mil).



# Jacksonville Air National Guard Base, Florida

## School Districts Map




# Support of Military Families - 2021

## MacDill Air Force Base, Florida

### Public Education\*

2019 2021



KEY: ■ < 33.3% ≤ ■ < 66.6% ≤ ■ (Percentile):

### Academic Performance Criteria

2019 2021



Graduation Rate



Student Learning Rate



### School Climate Criteria



Chronic Absenteeism Rate



Suspension Rate



### Service Offering Criteria



Pre-Kindergarten Availability



Student to Counselor Ratio



Student to Mental Health Support Ratio



Student to Nurse Ratio



Student to Teacher Ratio



Data Source	Most Recent Survey Time Period Utilized	Date Last Updated
Department of Education - Civil Rights Data Collection District and School Data	SY 2017-2018	October 2020
Department of Education - EDFacts Graduation Rates (District and School Level)	SY 2018-2019	November 2020
Department of Education - National center for Education Statistics Common Core of Data Public Elementary/ Secondary School Universe Survey Data	SY 2019-2020	March 2021
Department of Education - National Center of Education Statistics Common Core of Data (School Search)	SY 2018-19 School Details and Enrollment Characteristics SY 2019-20 School Directory Information	April 2020 July 2020
Center for Education Policy Analysis: Stanford Education Data Archive (SEDA)	SY 2008-2009 through SY 2017-2018	February 2021

\* Public Education is Compiled using 60% Academic Performance, 20% School Climate, and 20% Service Offering.

### Licensure Portability

2019 2021



Accounting



Cosmetology



EMS



Engineering



Law



Nursing



Physical Therapy



Psychology



Teaching



Other Professions



Data Source	Most Recent Survey Time Period Utilized	Date Last Updated
State Laws, State Executive Orders, State Bar and Supreme Court Rules (Licensure)	Through Dec. 2021	Dec. 31, 2021

### Areas Requiring Additional Support

#### Public Education

Growth Measure



Suspension Rate



Chronic Absenteeism



# Support of Military Families - 2021

## MacDill Air Force Base, Florida

### Education and Licensure Assessment Narrative

#### Public Education:

(This assessment is a comparative analysis using colors to graphically display results for all criteria and categories. The colors are assigned using percentiles, divided into thirds, to provide information about a location's relative position compared to all other Department of the Air Force installations assessed)

- MacDill Air Force Base, Florida received an overall red rating for public education as it fell within the bottom 33 percent of all Air Force installations assessed
- The areas with the lowest relative ranking which require additional state/community support include Growth Measure, Suspension Rate, and Chronic Absenteeism Rate
- Change from 2019: MacDill Air Force Base, Florida's overall education rating did not shift from 2019.

#### Licensure Portability:

- The State of Florida received an overall green assessment for licensure portability indicating State statutes (primarily West's F.S.A. § 455.02) are effective in removing barriers to licensure and certification portability. Military spouses can easily transfer professional licenses and certificates from other states and sustain their careers. All occupations were assessed green
- If you have additional information or recently made changes to your State's licensure statutes, you can send the updated information to [SAF.MRR.Workflow@us.af.mil](mailto:SAF.MRR.Workflow@us.af.mil) for consideration and potential changes to the assessment.
- Change from 2019: No change from the 2019 assessment and no changes to the state's statute

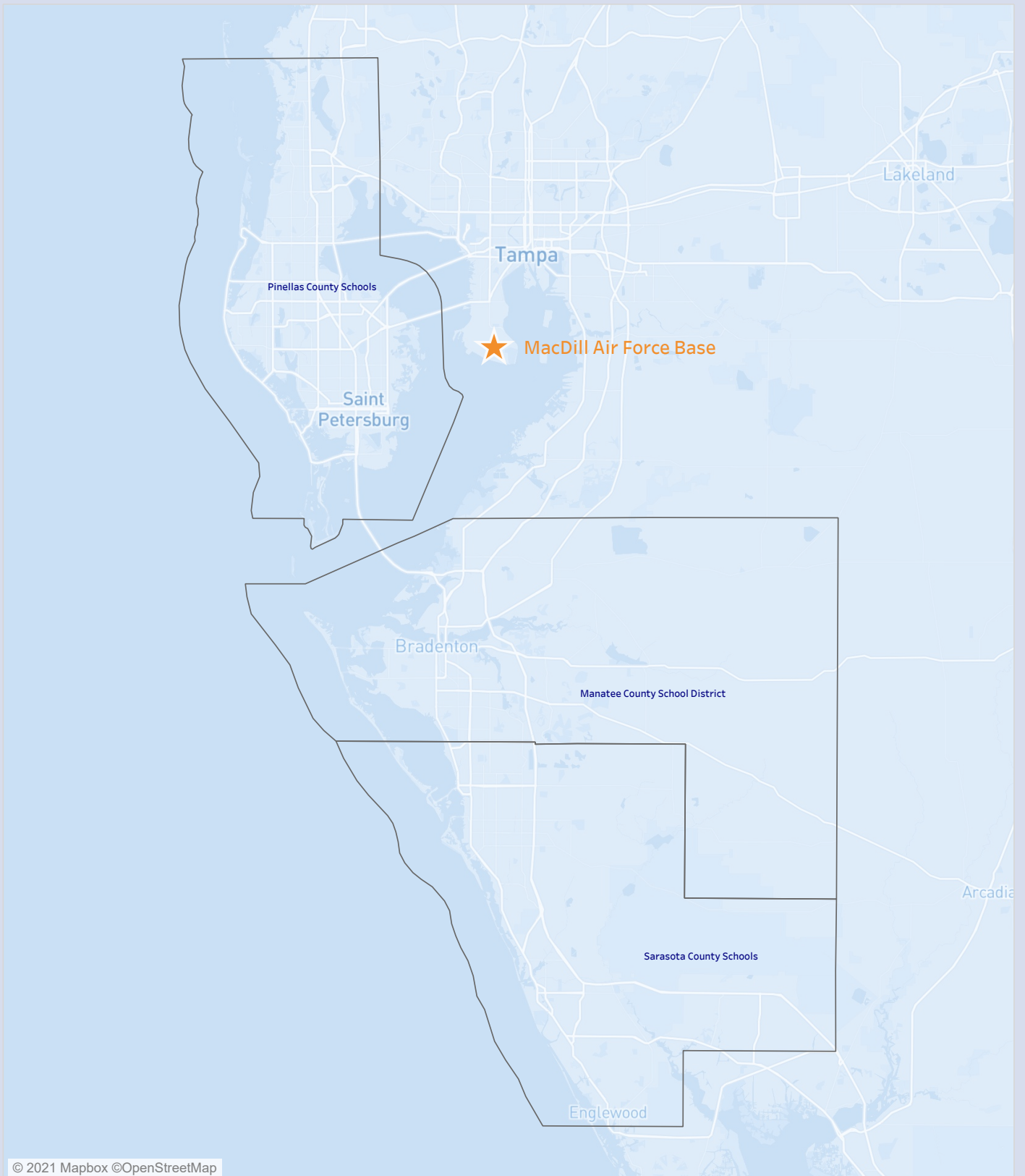
#### Additional Notes:

- The education assessment cross references zip codes within the Military Housing Area (MHA) with zip codes of schools in the surrounding districts. Those school districts with zip codes that fall within the MHA of an installation are included in the analysis. In some locations, school district composition may have changed slightly due to the use of updated District IDs obtained from the Department of Education
- Graduation rates reflect a 4-year graduation, which was determined to be the expectation of Airmen, Guardians, and their families due to frequency of relocation
- The licensure assessment uses a checklist of licensure rules that states should have, and that they should avoid. For example, having a compact or temporary licensing rule and NOT having supervisory requirements are checklist items that lead to green. The Department of the Air Force reviewed state policies and programs intended to eliminate barriers to license portability for military spouses that were in effect as of 31 Dec. 2021

For additional information on Education and Licensure assessment criteria, methodology and data sources, please see the Support of Military Families Background Information provided at [www.af.mil](http://www.af.mil) under the Support to Families banner. All questions and feedback should be directed to [SAF.MRR.Workflow@us.af.mil](mailto:SAF.MRR.Workflow@us.af.mil).

# MacDill Air Force Base, Florida

## School Districts Map

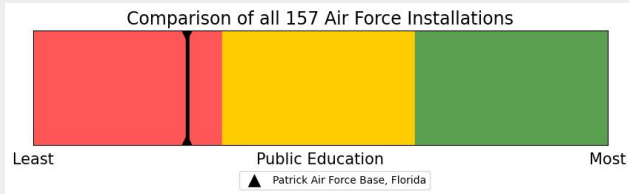


# Support of Military Families - 2021

## Patrick Air Force Base, Florida

### Public Education\*

2019 2021



KEY: ■ < 33.3% ≤ ■ < 66.6% ≤ ■ (Percentile):

### Academic Performance Criteria

2019 2021



Graduation Rate



Student Learning Rate



### School Climate Criteria



Chronic Absenteeism Rate



Suspension Rate



### Service Offering Criteria



Pre-Kindergarten Availability



Student to Counselor Ratio



Student to Mental Health Support Ratio



Student to Nurse Ratio



Student to Teacher Ratio



Data Source	Most Recent Survey Time Period Utilized	Date Last Updated
Department of Education - Civil Rights Data Collection District and School Data	SY 2017-2018	October 2020
Department of Education - EDFacts Graduation Rates (District and School Level)	SY 2018-2019	November 2020
Department of Education - National center for Education Statistics Common Core of Data Public Elementary/ Secondary School Universe Survey Data	SY 2019-2020	March 2021
Department of Education - National Center of Education Statistics Common Core of Data (School Search)	SY 2018-19 School Details and Enrollment Characteristics SY 2019-20 School Directory Information	April 2020 July 2020
Center for Education Policy Analysis: Stanford Education Data Archive (SEDA)	SY 2008-2009 through SY 2017-2018	February 2021

\* Public Education is Compiled using 60% Academic Performance, 20% School Climate, and 20% Service Offering.

### Licensure Portability

2019 2021



Accounting



Cosmetology



EMS



Engineering



Law



Nursing



Physical Therapy



Psychology



Teaching



Other Professions



Data Source	Most Recent Survey Time Period Utilized	Date Last Updated
State Laws, State Executive Orders, State Bar and Supreme Court Rules (Licensure)	Through Dec. 2021	Dec. 31, 2021

### Areas Requiring Additional Support

#### Public Education

Student to Nurse



Growth Measure



Mental Health Support



# Support of Military Families - 2021

## Patrick Air Force Base, Florida

### Education and Licensure Assessment Narrative

#### Public Education:

(This assessment is a comparative analysis using colors to graphically display results for all criteria and categories. The colors are assigned using percentiles, divided into thirds, to provide information about a location's relative position compared to all other Department of the Air Force installations assessed)

- Patrick Air Force Base, Florida received an overall red rating for public education as it fell within the bottom 33 percent of all Air Force installations assessed
- The areas with the lowest relative ranking which require additional state/community support include Student to Nurse Ratio, Growth Measure, and Student to Mental Health Professional Ratio
- Change from 2019: Patrick Air Force Base, Florida's overall education rating did not shift from 2019.

#### Licensure Portability:

- The State of Florida received an overall green assessment for licensure portability indicating State statutes (primarily West's F.S.A. § 455.02) are effective in removing barriers to licensure and certification portability. Military spouses can easily transfer professional licenses and certificates from other states and sustain their careers. All occupations were assessed green
- If you have additional information or recently made changes to your State's licensure statutes, you can send the updated information to [SAF.MRR.Workflow@us.af.mil](mailto:SAF.MRR.Workflow@us.af.mil) for consideration and potential changes to the assessment.
- Change from 2019: No change from the 2019 assessment and no changes to the state's statute

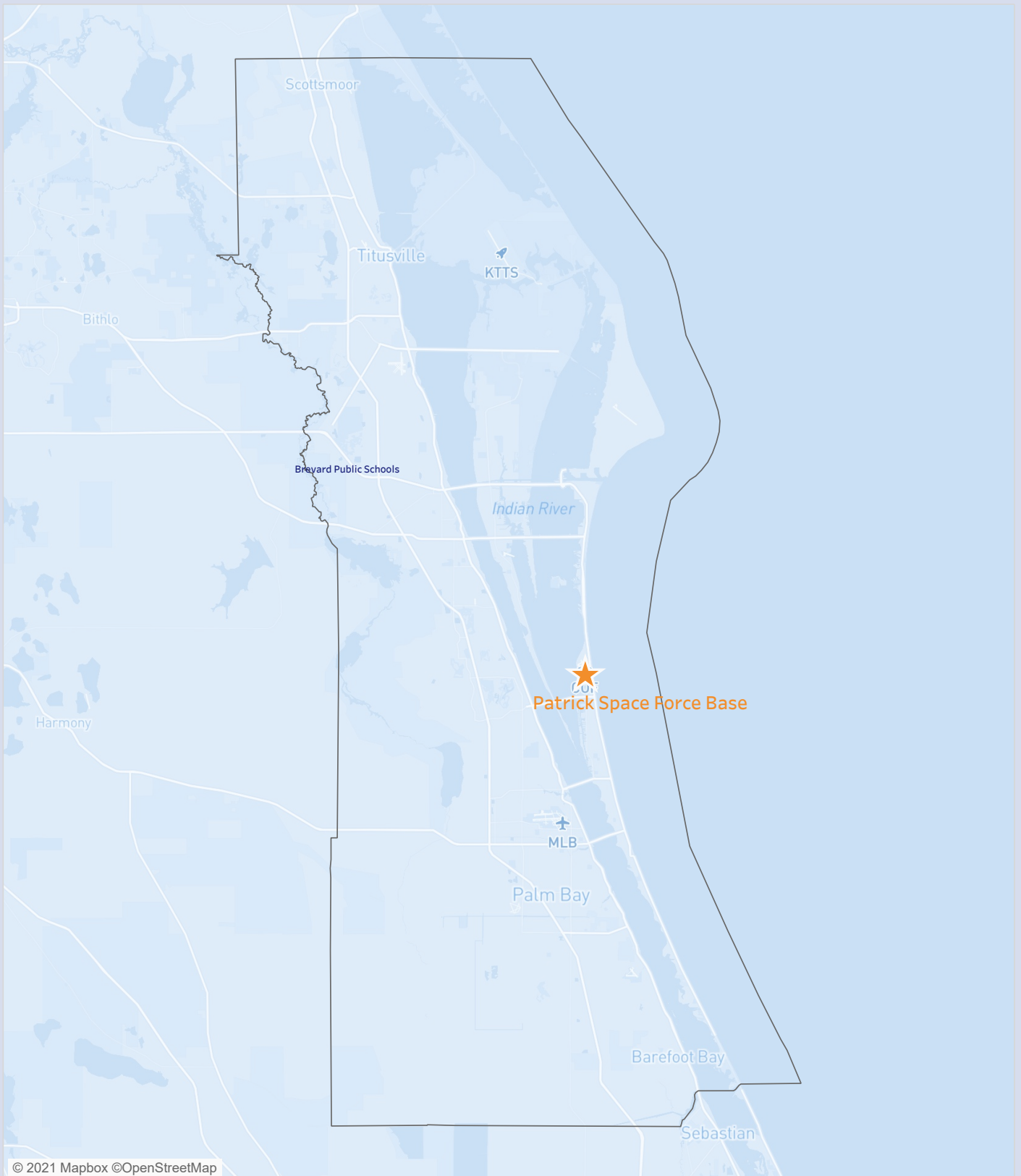
#### Additional Notes:

- The education assessment cross references zip codes within the Military Housing Area (MHA) with zip codes of schools in the surrounding districts. Those school districts with zip codes that fall within the MHA of an installation are included in the analysis. In some locations, school district composition may have changed slightly due to the use of updated District IDs obtained from the Department of Education
- Graduation rates reflect a 4-year graduation, which was determined to be the expectation of Airmen, Guardians, and their families due to frequency of relocation
- The licensure assessment uses a checklist of licensure rules that states should have, and that they should avoid. For example, having a compact or temporary licensing rule and NOT having supervisory requirements are checklist items that lead to green. The Department of the Air Force reviewed state policies and programs intended to eliminate barriers to license portability for military spouses that were in effect as of 31 Dec. 2021

For additional information on Education and Licensure assessment criteria, methodology and data sources, please see the Support of Military Families Background Information provided at [www.af.mil](http://www.af.mil) under the Support to Families banner. All questions and feedback should be directed to [SAF.MRR.Workflow@us.af.mil](mailto:SAF.MRR.Workflow@us.af.mil).

# Patrick Space Force Base, Florida

## School Districts Map

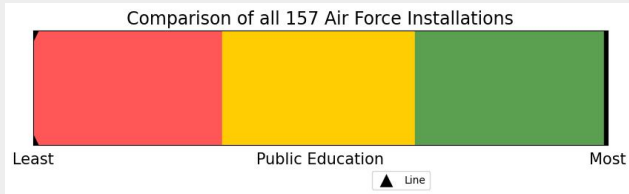


# Support of Military Families - 2021

## Tyndall Air Force Base, Florida

### Public Education\*

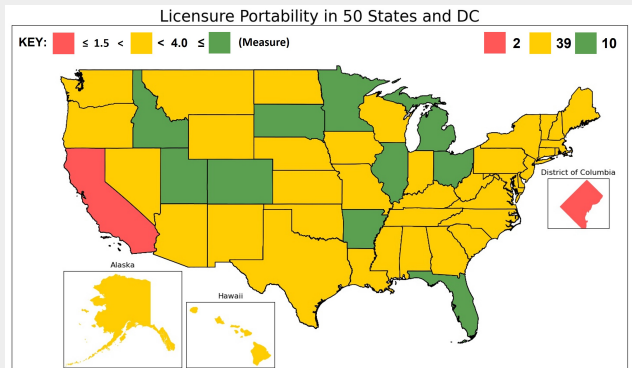
2019 2021



KEY: ■ < 33.3% ≤ ■ < 66.6% ≤ ■ (Percentile):

### Licensure Portability

2019 2021



### Academic Performance Criteria

2019 2021



Graduation Rate



Student Learning Rate



### School Climate Criteria



Chronic Absenteeism Rate



Suspension Rate



### Service Offering Criteria



Pre-Kindergarten Availability



Student to Counselor Ratio



Student to Mental Health Support Ratio



Student to Nurse Ratio



Student to Teacher Ratio



Accounting

2019 2021



Cosmetology



EMS



Engineering



Law



Nursing



Physical Therapy



Psychology



Teaching



Other Professions



Data Source	Most Recent Survey Time Period Utilized	Date Last Updated
State Laws, State Executive Orders, State Bar and Supreme Court Rules (Licensure)	Through Dec. 2021	Dec. 31, 2021

Data Source	Most Recent Survey Time Period Utilized	Date Last Updated
Department of Education - Civil Rights Data Collection District and School Data	SY 2017-2018	October 2020
Department of Education - EDFacts Graduation Rates (District and School Level)	SY 2018-2019	November 2020
Department of Education - National center for Education Statistics Common Core of Data Public Elementary/ Secondary School Universe Survey Data	SY 2019-2020	March 2021
Department of Education - National Center of Education Statistics Common Core of Data (School Search)	SY 2018-19 School Details and Enrollment Characteristics SY 2019-20 School Directory Information	April 2020 July 2020
Center for Education Policy Analysis: Stanford Education Data Archive (SEDA)	SY 2008-2009 through SY 2017-2018	February 2021

\* Public Education is Compiled using 60% Academic Performance, 20% School Climate, and 20% Service Offering.

### Areas Requiring Additional Support

#### Public Education

Growth Measure



Suspension Rate



Chronic Absenteeism





# Support of Military Families - 2021

## Tyndall Air Force Base, Florida

### Education and Licensure Assessment Narrative

#### Public Education:

(This assessment is a comparative analysis using colors to graphically display results for all criteria and categories. The colors are assigned using percentiles, divided into thirds, to provide information about a location's relative position compared to all other Department of the Air Force installations assessed)

- Tyndall Air Force Base, Florida received an overall red rating for public education as it fell within the bottom 33 percent of all Air Force installations assessed
- The areas with the lowest relative ranking which require additional state/community support include Growth Measure, Suspension Rate, and Chronic Absenteeism Rate
- Change from 2019: Tyndall Air Force Base, Florida's overall education rating did not shift from 2019.

#### Licensure Portability:

- The State of Florida received an overall green assessment for licensure portability indicating State statutes (primarily West's F.S.A. § 455.02) are effective in removing barriers to licensure and certification portability. Military spouses can easily transfer professional licenses and certificates from other states and sustain their careers. All occupations were assessed green
- If you have additional information or recently made changes to your State's licensure statutes, you can send the updated information to [SAF.MRR.Workflow@us.af.mil](mailto:SAF.MRR.Workflow@us.af.mil) for consideration and potential changes to the assessment.
- Change from 2019: No change from the 2019 assessment and no changes to the state's statute

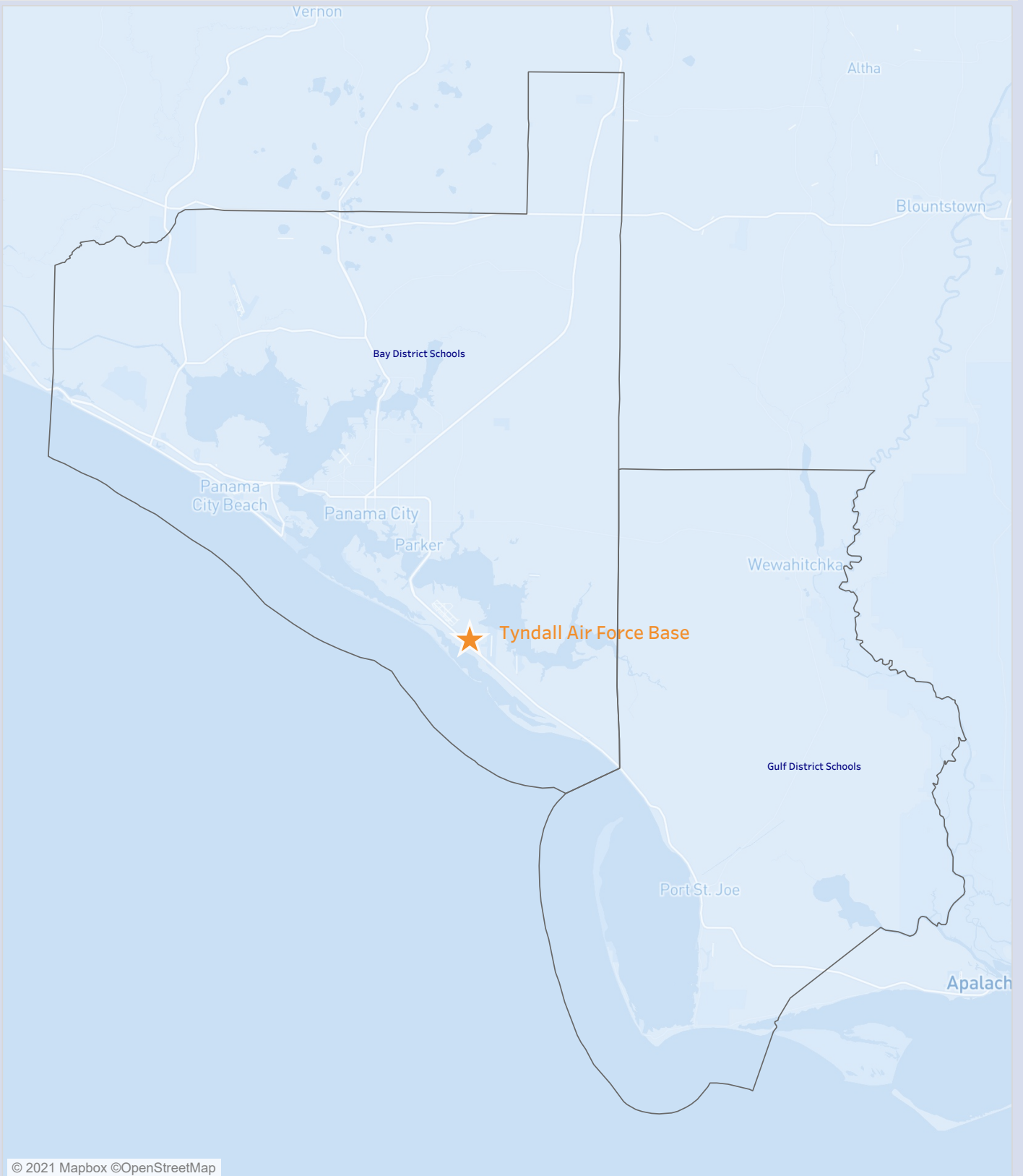
#### Additional Notes:

- The education assessment cross references zip codes within the Military Housing Area (MHA) with zip codes of schools in the surrounding districts. Those school districts with zip codes that fall within the MHA of an installation are included in the analysis. In some locations, school district composition may have changed slightly due to the use of updated District IDs obtained from the Department of Education
- Graduation rates reflect a 4-year graduation, which was determined to be the expectation of Airmen, Guardians, and their families due to frequency of relocation
- The licensure assessment uses a checklist of licensure rules that states should have, and that they should avoid. For example, having a compact or temporary licensing rule and NOT having supervisory requirements are checklist items that lead to green. The Department of the Air Force reviewed state policies and programs intended to eliminate barriers to license portability for military spouses that were in effect as of 31 Dec. 2021

For additional information on Education and Licensure assessment criteria, methodology and data sources, please see the Support of Military Families Background Information provided at [www.af.mil](http://www.af.mil) under the Support to Families banner. All questions and feedback should be directed to [SAF.MRR.Workflow@us.af.mil](mailto:SAF.MRR.Workflow@us.af.mil).

# Tyndall Air Force Base, Florida

## School Districts Map

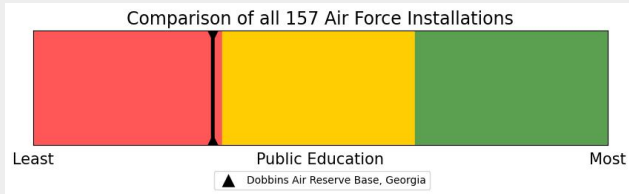


# Support of Military Families - 2021

## Dobbins Air Reserve Base, Georgia

### Public Education\*

2019 2021



KEY: ■ < 33.3% ≤ ■ < 66.6% ≤ ■ (Percentile):

### Academic Performance Criteria

2019 2021



Graduation Rate



Student Learning Rate



### School Climate Criteria



Chronic Absenteeism Rate



Suspension Rate



### Service Offering Criteria



Pre-Kindergarten Availability



Student to Counselor Ratio



Student to Mental Health Support Ratio



Student to Nurse Ratio



Student to Teacher Ratio



Data Source	Most Recent Survey Time Period Utilized	Date Last Updated
Department of Education - Civil Rights Data Collection District and School Data	SY 2017-2018	October 2020
Department of Education - EDFacts Graduation Rates (District and School Level)	SY 2018-2019	November 2020
Department of Education - National center for Education Statistics Common Core of Data Public Elementary/ Secondary School Universe Survey Data	SY 2019-2020	March 2021
Department of Education - National Center of Education Statistics Common Core of Data (School Search)	SY 2018-19 School Details and Enrollment Characteristics SY 2019-20 School Directory Information	April 2020 July 2020
Center for Education Policy Analysis: Stanford Education Data Archive (SEDA)	SY 2008-2009 through SY 2017-2018	February 2021

\* Public Education is Compiled using 60% Academic Performance, 20% School Climate, and 20% Service Offering.

### Licensure Portability

2019 2021



Accounting



Cosmetology



EMS



Engineering



Law



Nursing



Physical Therapy



Psychology



Teaching



Other Professions



Data Source	Most Recent Survey Time Period Utilized	Date Last Updated
State Laws, State Executive Orders, State Bar and Supreme Court Rules (Licensure)	Through Dec. 2021	Dec. 31, 2021

### Areas Requiring Additional Support

#### Public Education

Graduation Rates



Student to Counselor



Suspension Rate



#### Licensure Language

#### Profession

Substantial equivalency

Cosmetology,  
Engineering,  
Psychology,  
Teaching



# Support of Military Families - 2021

## Dobbins Air Reserve Base, Georgia

### Education and Licensure Assessment Narrative

#### Public Education:

(This assessment is a comparative analysis using colors to graphically display results for all criteria and categories. The colors are assigned using percentiles, divided into thirds, to provide information about a location's relative position compared to all other Department of the Air Force installations assessed)

- Dobbins Air Reserve Base, Georgia received an overall red rating for public education as it fell within the bottom 33 percent of all Air Force installations assessed
- The areas with the lowest relative ranking which require additional state/community support include Graduation Rates, Student to Counselor Ratio, and Suspension Rate
- Change from 2019: Dobbins Air Reserve Base, Georgia's overall education rating did not shift from 2019.

#### Licensure Portability:

- The State of Georgia received an overall yellow assessment for licensure portability indicating State statutes contain barriers to licensure and certification portability for military spouses. This assessment is driven by substantial equivalence requirements that allow acceptance of another state's license if the requirements for obtaining the license are sufficiently similar to their own State's requirements and precludes acceptance if the requirements are not similar
- If you have additional information or recently made changes to your State's licensure statutes, you can send the updated information to [SAF.MRR.Workflow@us.af.mil](mailto:SAF.MRR.Workflow@us.af.mil) for consideration and potential changes to the assessment
- Change from 2019: Despite making some improvements and joining multiple compacts (Audiology/Speech-Language Pathology Interstate Compact, Occupational Therapy Licensure Compact, Licensed Professional Counseling Compact, and Physical Therapy Compact), the substantial equivalence requirement in HB914 prevents any change from the previous assessment

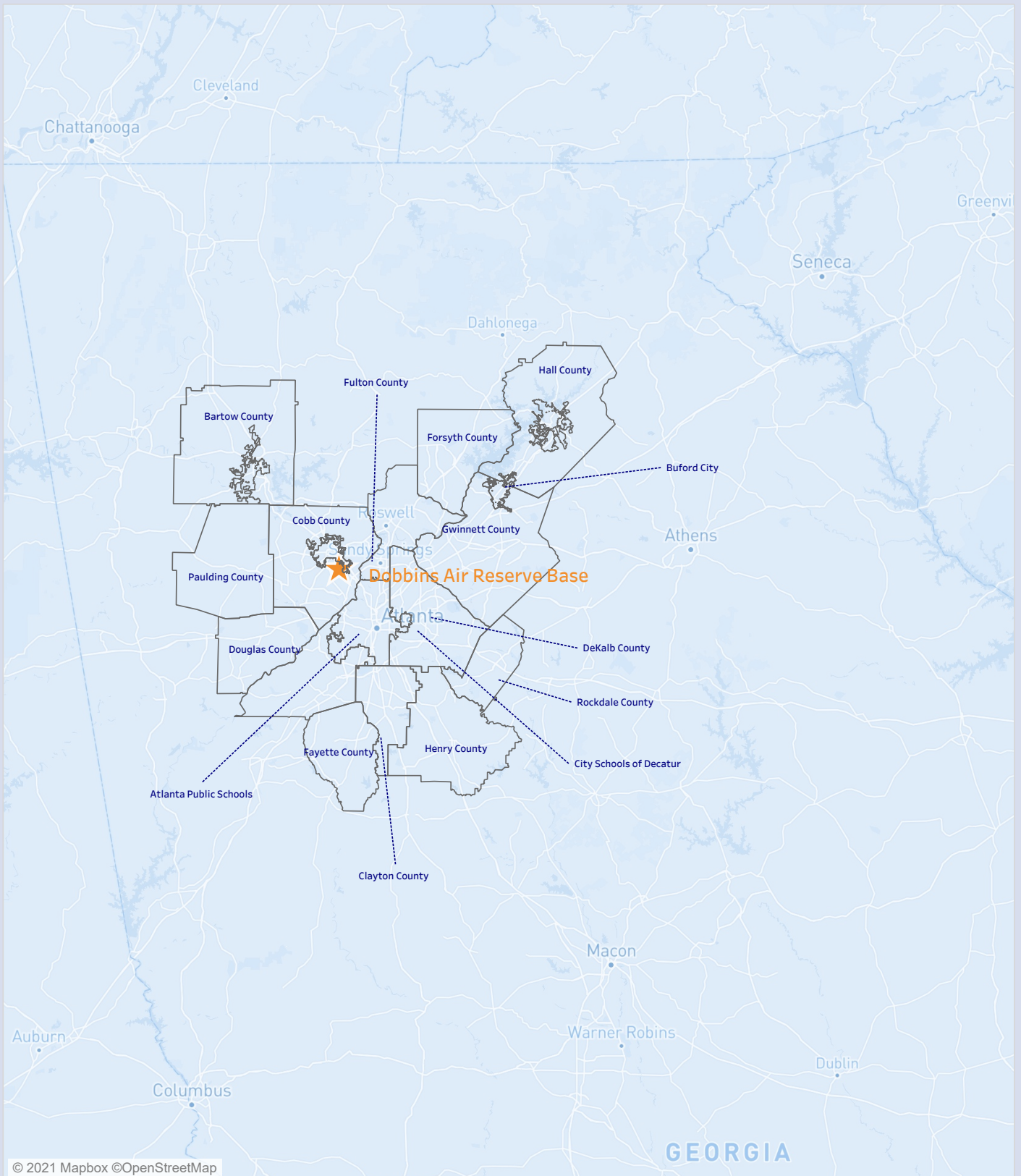
#### Additional Notes:

- The education assessment cross references zip codes within the Military Housing Area (MHA) with zip codes of schools in the surrounding districts. Those school districts with zip codes that fall within the MHA of an installation are included in the analysis. In some locations, school district composition may have changed slightly due to the use of updated District IDs obtained from the Department of Education
- Graduation rates reflect a 4-year graduation, which was determined to be the expectation of Airmen, Guardians, and their families due to frequency of relocation
- The licensure assessment uses a checklist of licensure rules that states should have, and that they should avoid. For example, having a compact or temporary licensing rule and NOT having supervisory requirements are checklist items that lead to green. The Department of the Air Force reviewed state policies and programs intended to eliminate barriers to license portability for military spouses that were in effect as of 31 Dec. 2021

For additional information on Education and Licensure assessment criteria, methodology and data sources, please see the Support of Military Families Background Information provided at [www.af.mil](http://www.af.mil) under the Support to Families banner. All questions and feedback should be directed to [SAF.MRR.Workflow@us.af.mil](mailto:SAF.MRR.Workflow@us.af.mil).

# Dobbins Air Reserve Base, Georgia

## School Districts Map

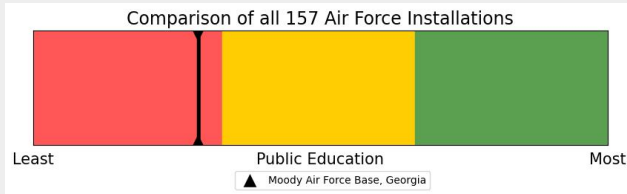


# Support of Military Families - 2021

## Moody Air Force Base, Georgia

### Public Education\*

2019 2021



KEY: ■ < 33.3% ≤ ■ < 66.6% ≤ ■ (Percentile):

### Academic Performance Criteria

2019 2021



Graduation Rate ■ ■



Student Learning Rate ■ ■



### School Climate Criteria



Chronic Absenteeism Rate ■ ■



Suspension Rate ■ ■



### Service Offering Criteria



Pre-Kindergarten Availability ■ ■



Student to Counselor Ratio ■ ■



Student to Mental Health Support Ratio ■ ■



Student to Nurse Ratio ■ ■



Student to Teacher Ratio ■ ■



Data Source	Most Recent Survey Time Period Utilized	Date Last Updated
Department of Education - Civil Rights Data Collection District and School Data	SY 2017-2018	October 2020
Department of Education - EDFacts Graduation Rates (District and School Level)	SY 2018-2019	November 2020
Department of Education - National center for Education Statistics Common Core of Data Public Elementary/ Secondary School Universe Survey Data	SY 2019-2020	March 2021
Department of Education - National Center of Education Statistics Common Core of Data (School Search)	SY 2018-19 School Details and Enrollment Characteristics	April 2020
	SY 2019-20 School Directory Information	July 2020
Center for Education Policy Analysis: Stanford Education Data Archive (SEDA)	SY 2008-2009 through SY 2017-2018	February 2021

\* Public Education is Compiled using 60% Academic Performance, 20% School Climate, and 20% Service Offering.

### Licensure Portability

2019 2021



Accounting ■ ■

2019 2021



Cosmetology ■ ■



EMS ■ ■



Engineering ■ ■



Law ■ ■



Nursing ■ ■



Physical Therapy ■ ■



Psychology ■ ■



Teaching ■ ■



Other Professions ■ ■



Data Source	Most Recent Survey Time Period Utilized	Date Last Updated
State Laws, State Executive Orders, State Bar and Supreme Court Rules (Licensure)	Through Dec. 2021	Dec. 31, 2021

### Areas Requiring Additional Support

#### Public Education

Growth Measure ■



Suspension Rate ■



Student to Counselor ■



#### Licensure Language

#### Profession

Substantial equivalency ■



Cosmetology,  
Engineering,  
Psychology,  
Teaching

# Support of Military Families - 2021

## Moody Air Force Base, Georgia

### Education and Licensure Assessment Narrative

#### Public Education:

(This assessment is a comparative analysis using colors to graphically display results for all criteria and categories. The colors are assigned using percentiles, divided into thirds, to provide information about a location's relative position compared to all other Department of the Air Force installations assessed)

- Moody Air Force Base, Georgia received an overall red rating for public education as it fell within the bottom 33 percent of all Air Force installations assessed
- The areas with the lowest relative ranking which require additional state/community support include Growth Measure, Suspension Rate, and Student to Counselor Ratio
- Change from 2019: Moody Air Force Base, Georgia's overall education rating did not shift from 2019.

#### Licensure Portability:

- The State of Georgia received an overall yellow assessment for licensure portability indicating State statutes contain barriers to licensure and certification portability for military spouses. This assessment is driven by substantial equivalence requirements that allow acceptance of another state's license if the requirements for obtaining the license are sufficiently similar to their own State's requirements and precludes acceptance if the requirements are not similar
- If you have additional information or recently made changes to your State's licensure statutes, you can send the updated information to [SAF.MRR.Workflow@us.af.mil](mailto:SAF.MRR.Workflow@us.af.mil) for consideration and potential changes to the assessment
- Change from 2019: Despite making some improvements and joining multiple compacts (Audiology/Speech-Language Pathology Interstate Compact, Occupational Therapy Licensure Compact, Licensed Professional Counseling Compact, and Physical Therapy Compact), the substantial equivalence requirement in HB914 prevents any change from the previous assessment

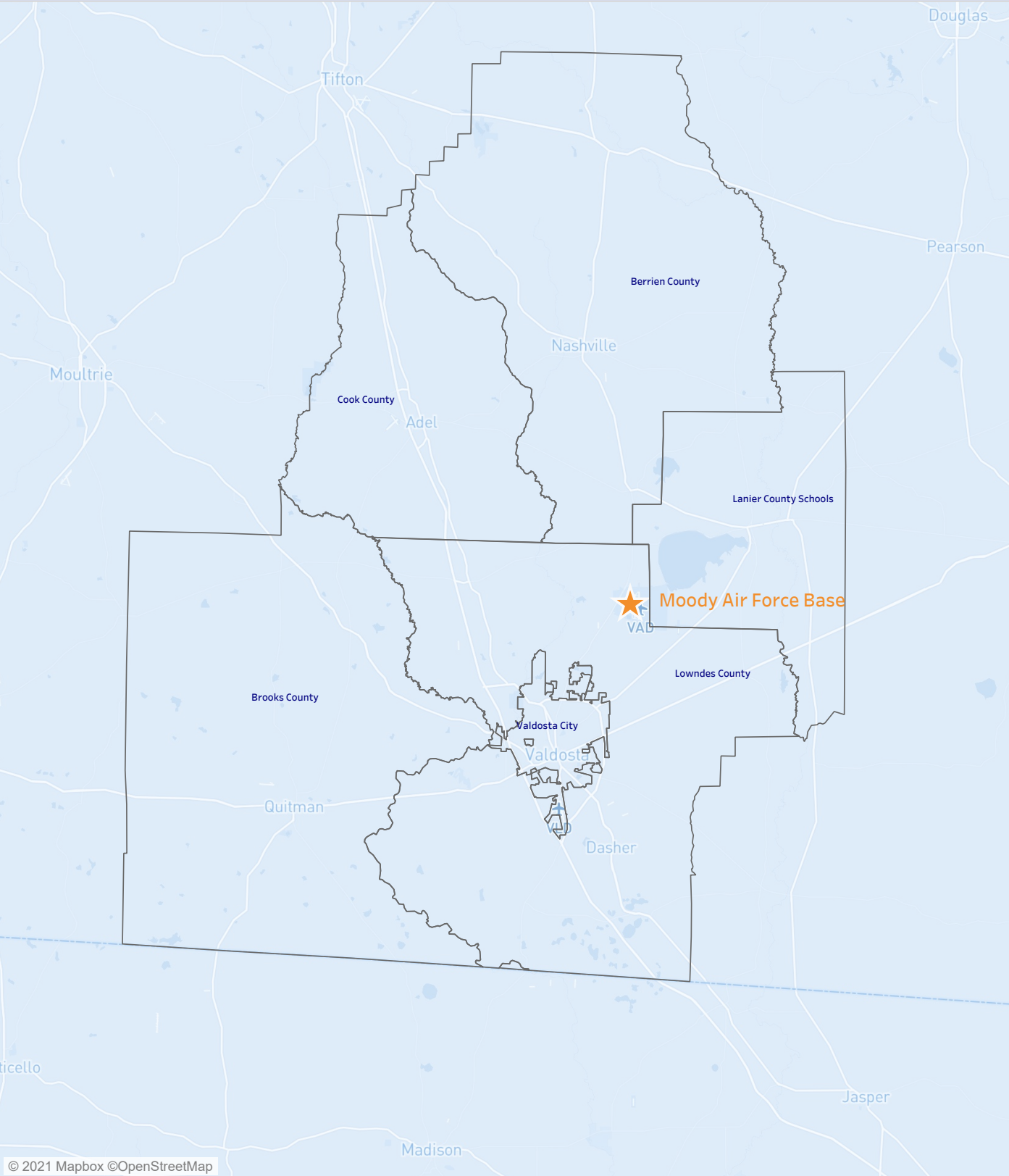
#### Additional Notes:

- The education assessment cross references zip codes within the Military Housing Area (MHA) with zip codes of schools in the surrounding districts. Those school districts with zip codes that fall within the MHA of an installation are included in the analysis. In some locations, school district composition may have changed slightly due to the use of updated District IDs obtained from the Department of Education
- Graduation rates reflect a 4-year graduation, which was determined to be the expectation of Airmen, Guardians, and their families due to frequency of relocation
- The licensure assessment uses a checklist of licensure rules that states should have, and that they should avoid. For example, having a compact or temporary licensing rule and NOT having supervisory requirements are checklist items that lead to green. The Department of the Air Force reviewed state policies and programs intended to eliminate barriers to license portability for military spouses that were in effect as of 31 Dec. 2021

For additional information on Education and Licensure assessment criteria, methodology and data sources, please see the Support of Military Families Background Information provided at [www.af.mil](http://www.af.mil) under the Support to Families banner. All questions and feedback should be directed to [SAF.MRR.Workflow@us.af.mil](mailto:SAF.MRR.Workflow@us.af.mil).

# Moody Air Force Base, Georgia

## School Districts Map



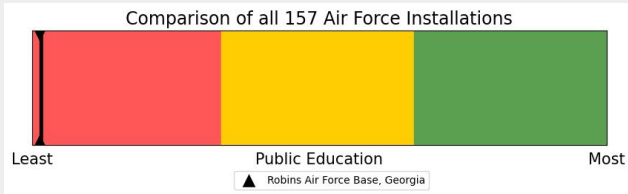


# Support of Military Families - 2021

## Robins Air Force Base, Georgia

### Public Education\*

2019 2021



KEY: ■ < 33.3% ≤ ■ < 66.6% ≤ ■ (Percentile):

### Academic Performance Criteria

2019 2021



Graduation Rate



Student Learning Rate



### School Climate Criteria



Chronic Absenteeism Rate



Suspension Rate



### Service Offering Criteria



Pre-Kindergarten Availability



Student to Counselor Ratio



Student to Mental Health Support Ratio



Student to Nurse Ratio



Student to Teacher Ratio



Data Source	Most Recent Survey Time Period Utilized	Date Last Updated
Department of Education - Civil Rights Data Collection District and School Data	SY 2017-2018	October 2020
Department of Education - EDFacts Graduation Rates (District and School Level)	SY 2018-2019	November 2020
Department of Education - National center for Education Statistics Common Core of Data Public Elementary/ Secondary School Universe Survey Data	SY 2019-2020	March 2021
Department of Education - National Center of Education Statistics Common Core of Data (School Search)	SY 2018-19 School Details and Enrollment Characteristics SY 2019-20 School Directory Information	April 2020 July 2020
Center for Education Policy Analysis: Stanford Education Data Archive (SEDA)	SY 2008-2009 through SY 2017-2018	February 2021

\* Public Education is Compiled using 60% Academic Performance, 20% School Climate, and 20% Service Offering.

### Licensure Portability

2019 2021



Accounting



Cosmetology



EMS



Engineering



Law



Nursing



Physical Therapy



Psychology



Teaching



Other Professions



Data Source	Most Recent Survey Time Period Utilized	Date Last Updated
State Laws, State Executive Orders, State Bar and Supreme Court Rules (Licensure)	Through Dec. 2021	Dec. 31, 2021

### Areas Requiring Additional Support

#### Public Education

Suspension Rate



Student to Nurse



Mental Health Support



#### Licensure Language

#### Profession

Substantial equivalency

Cosmetology,  
Engineering,  
Psychology,  
Teaching



# Support of Military Families - 2021

## Robins Air Force Base, Georgia

### Education and Licensure Assessment Narrative

#### Public Education:

(This assessment is a comparative analysis using colors to graphically display results for all criteria and categories. The colors are assigned using percentiles, divided into thirds, to provide information about a location's relative position compared to all other Department of the Air Force installations assessed)

- Robins Air Force Base, Georgia received an overall red rating for public education as it fell within the bottom 33 percent of all Air Force installations assessed

- The areas with the lowest relative ranking which require additional state/community support include Suspension Rate, Student to Nurse Ratio, and Student to Mental Health Professional Ratio

- Change from 2019: Robins Air Force Base, Georgia's overall education rating did not shift from 2019.

#### Licensure Portability:

- The State of Georgia received an overall yellow assessment for licensure portability indicating State statutes contain barriers to licensure and certification portability for military spouses. This assessment is driven by substantial equivalence requirements that allow acceptance of another state's license if the requirements for obtaining the license are sufficiently similar to their own State's requirements and precludes acceptance if the requirements are not similar

- If you have additional information or recently made changes to your State's licensure statutes, you can send the updated information to [SAF.MRR.Workflow@us.af.mil](mailto:SAF.MRR.Workflow@us.af.mil) for consideration and potential changes to the assessment

- Change from 2019: Despite making some improvements and joining multiple compacts (Audiology/Speech-Language Pathology Interstate Compact, Occupational Therapy Licensure Compact, Licensed Professional Counseling Compact, and Physical Therapy Compact), the substantial equivalence requirement in HB914 prevents any change from the previous assessment

#### Additional Notes:

- The education assessment cross references zip codes within the Military Housing Area (MHA) with zip codes of schools in the surrounding districts. Those school districts with zip codes that fall within the MHA of an installation are included in the analysis. In some locations, school district composition may have changed slightly due to the use of updated District IDs obtained from the Department of Education

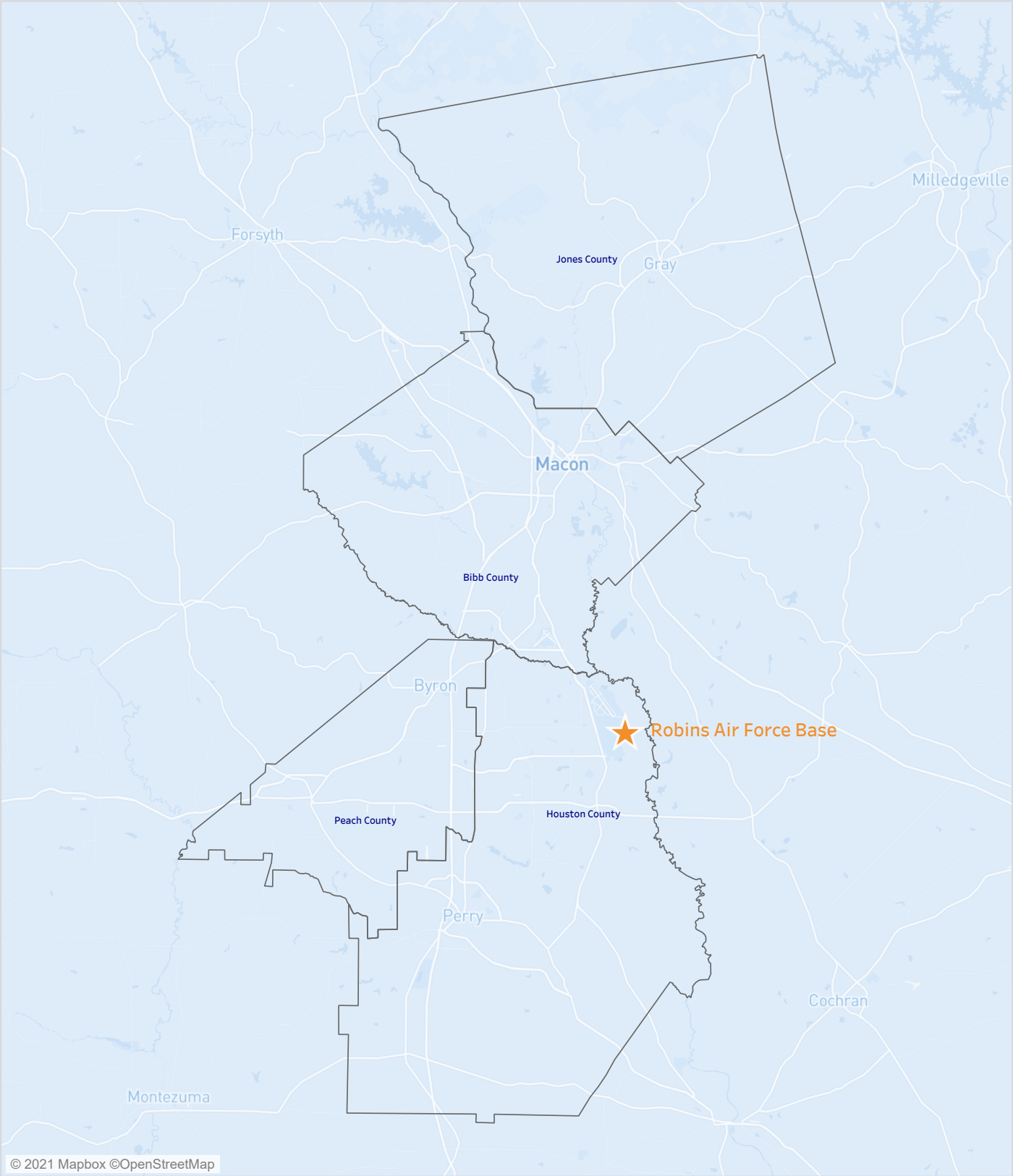
- Graduation rates reflect a 4-year graduation, which was determined to be the expectation of Airmen, Guardians, and their families due to frequency of relocation

- The licensure assessment uses a checklist of licensure rules that states should have, and that they should avoid. For example, having a compact or temporary licensing rule and NOT having supervisory requirements are checklist items that lead to green. The Department of the Air Force reviewed state policies and programs intended to eliminate barriers to license portability for military spouses that were in effect as of 31 Dec. 2021

For additional information on Education and Licensure assessment criteria, methodology and data sources, please see the Support of Military Families Background Information provided at [www.af.mil](http://www.af.mil) under the Support to Families banner. All questions and feedback should be directed to [SAF.MRR.Workflow@us.af.mil](mailto:SAF.MRR.Workflow@us.af.mil).

# Robins Air Force Base, Georgia

## School Districts Map




# Support of Military Families - 2021

## Savannah Air National Guard Base, Georgia

### Public Education\*

2019 2021



KEY: ■ < 33.3% ≤ ■ < 66.6% ≤ ■ (Percentile):

### Academic Performance Criteria

2019 2021



Graduation Rate



Student Learning Rate



### School Climate Criteria



Chronic Absenteeism Rate



Suspension Rate



### Service Offering Criteria



Pre-Kindergarten Availability



Student to Counselor Ratio



Student to Mental Health Support Ratio



Student to Nurse Ratio



Student to Teacher Ratio

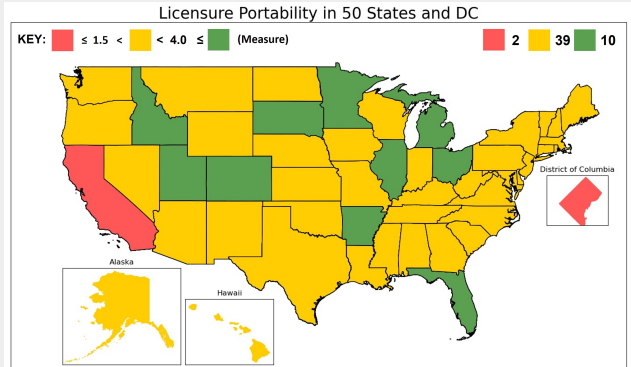


Data Source	Most Recent Survey Time Period Utilized	Date Last Updated
Department of Education - Civil Rights Data Collection District and School Data	SY 2017-2018	October 2020
Department of Education - EDFacts Graduation Rates (District and School Level)	SY 2018-2019	November 2020
Department of Education - National center for Education Statistics Common Core of Data Public Elementary/ Secondary School Universe Survey Data	SY 2019-2020	March 2021
Department of Education - National Center of Education Statistics Common Core of Data (School Search)	SY 2018-19 School Details and Enrollment Characteristics SY 2019-20 School Directory Information	April 2020 July 2020
Center for Education Policy Analysis: Stanford Education Data Archive (SEDA)	SY 2008-2009 through SY 2017-2018	February 2021

\* Public Education is Compiled using 60% Academic Performance, 20% School Climate, and 20% Service Offering.

### Licensure Portability

2019 2021



Accounting



Cosmetology



EMS



Engineering



Law



Nursing



Physical Therapy



Psychology



Teaching



Other Professions



Data Source	Most Recent Survey Time Period Utilized	Date Last Updated
State Laws, State Executive Orders, State Bar and Supreme Court Rules (Licensure)	Through Dec. 2021	Dec. 31, 2021

### Areas Requiring Additional Support

#### Public Education

Mental Health Support



Growth Measure



Student to Counselor



#### Licensure Language

#### Profession

Substantial equivalency

Cosmetology, Engineering, Psychology, Teaching



# Support of Military Families - 2021

## Savannah Air National Guard Base, Georgia

### Education and Licensure Assessment Narrative

#### Public Education:

(This assessment is a comparative analysis using colors to graphically display results for all criteria and categories. The colors are assigned using percentiles, divided into thirds, to provide information about a location's relative position compared to all other Department of the Air Force installations assessed)

- Savannah Air National Guard Base, Georgia received an overall yellow rating for public education as it fell within the middle 33 percent of all Air Force installations assessed

- The areas with the lowest relative ranking which require additional state/community support include Student to Mental Health Professional Ratio, Growth Measure, and Student to Counselor Ratio

- Change from 2019: Savannah Air National Guard Base, Georgia's overall education rating did not shift from 2019.

#### Licensure Portability:

- The State of Georgia received an overall yellow assessment for licensure portability indicating State statutes contain barriers to licensure and certification portability for military spouses. This assessment is driven by substantial equivalence requirements that allow acceptance of another state's license if the requirements for obtaining the license are sufficiently similar to their own State's requirements and precludes acceptance if the requirements are not similar

- If you have additional information or recently made changes to your State's licensure statutes, you can send the updated information to [SAF.MRR.Workflow@us.af.mil](mailto:SAF.MRR.Workflow@us.af.mil) for consideration and potential changes to the assessment

- Change from 2019: Despite making some improvements and joining multiple compacts (Audiology/Speech-Language Pathology Interstate Compact, Occupational Therapy Licensure Compact, Licensed Professional Counseling Compact, and Physical Therapy Compact), the substantial equivalence requirement in HB914 prevents any change from the previous assessment

#### Additional Notes:

- The education assessment cross references zip codes within the Military Housing Area (MHA) with zip codes of schools in the surrounding districts. Those school districts with zip codes that fall within the MHA of an installation are included in the analysis. In some locations, school district composition may have changed slightly due to the use of updated District IDs obtained from the Department of Education

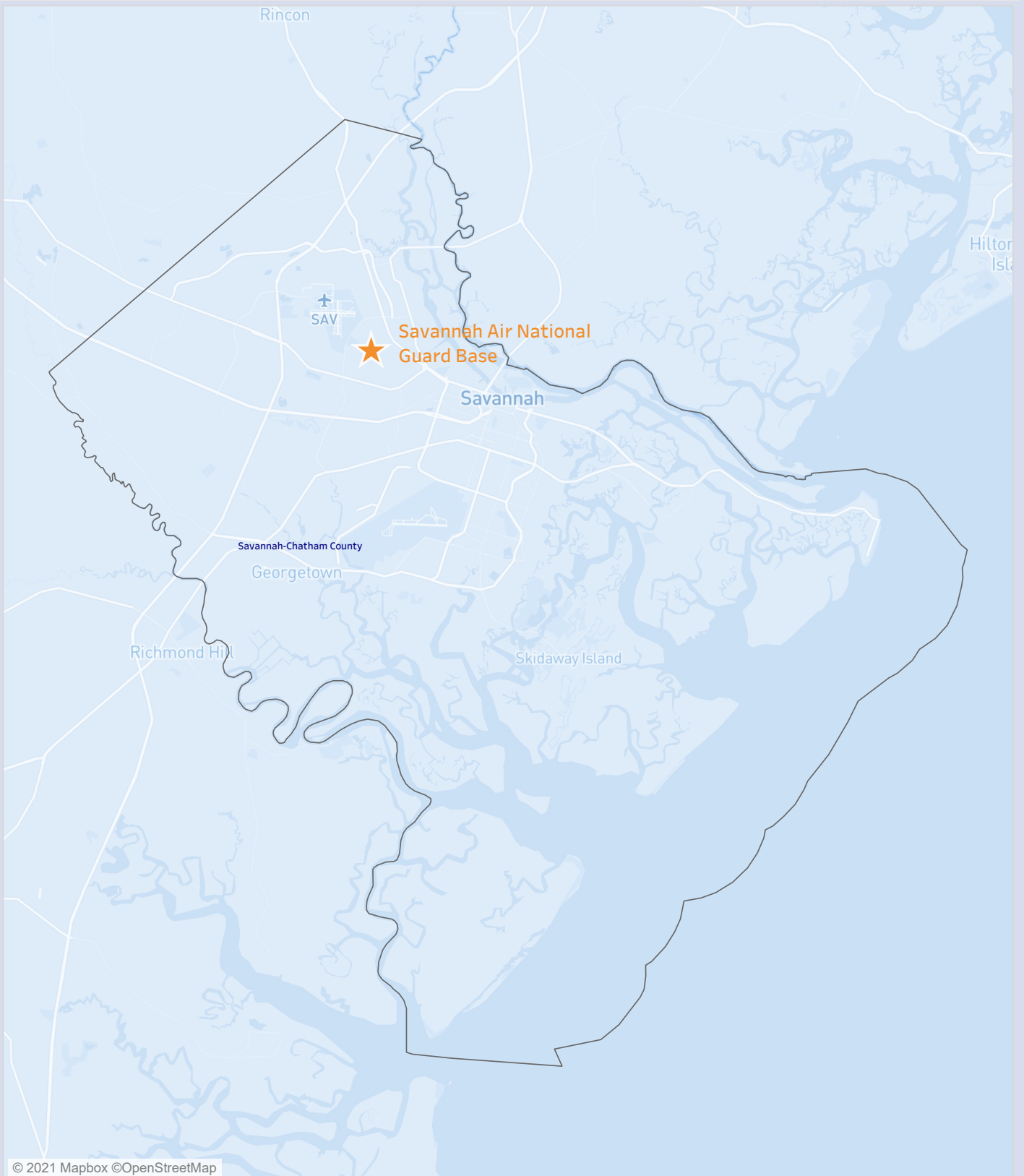
- Graduation rates reflect a 4-year graduation, which was determined to be the expectation of Airmen, Guardians, and their families due to frequency of relocation

- The licensure assessment uses a checklist of licensure rules that states should have, and that they should avoid. For example, having a compact or temporary licensing rule and NOT having supervisory requirements are checklist items that lead to green. The Department of the Air Force reviewed state policies and programs intended to eliminate barriers to license portability for military spouses that were in effect as of 31 Dec. 2021

For additional information on Education and Licensure assessment criteria, methodology and data sources, please see the Support of Military Families Background Information provided at [www.af.mil](http://www.af.mil) under the Support to Families banner. All questions and feedback should be directed to [SAF.MRR.Workflow@us.af.mil](mailto:SAF.MRR.Workflow@us.af.mil).

# Savannah Air National Guard Base, Georgia

## School Districts Map




# Support of Military Families - 2021

## Joint Base Pearl Harbor-Hickam, Hawaii

### Public Education\*

2019 2021



KEY: ■ < 33.3% ≤ ■ < 66.6% ≤ ■ (Percentile):

### Academic Performance Criteria

2019 2021



Graduation Rate ■ ■

Student Learning Rate ■ ■

### School Climate Criteria



Chronic Absenteeism Rate ■ ■

Suspension Rate ■ ■

### Service Offering Criteria



Pre-Kindergarten Availability ■ ■

Student to Counselor Ratio ■ ■

Student to Mental Health Support Ratio ■ ■

Student to Nurse Ratio ■ ■

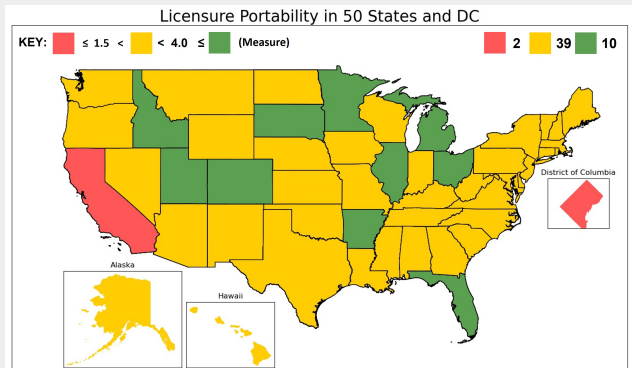
Student to Teacher Ratio ■ ■

Data Source	Most Recent Survey Time Period Utilized	Date Last Updated
Department of Education - Civil Rights Data Collection District and School Data	SY 2017-2018	October 2020
Department of Education - EDFacts Graduation Rates (District and School Level)	SY 2018-2019	November 2020
Department of Education - National center for Education Statistics Common Core of Data Public Elementary/ Secondary School Universe Survey Data	SY 2019-2020	March 2021
Department of Education - National Center of Education Statistics Common Core of Data (School Search)	SY 2018-19 School Details and Enrollment Characteristics	April 2020
	SY 2019-20 School Directory Information	July 2020
Center for Education Policy Analysis: Stanford Education Data Archive (SEDA)	SY 2008-2009 through SY 2017-2018	February 2021

\* Public Education is Compiled using 60% Academic Performance, 20% School Climate, and 20% Service Offering.

### Licensure Portability

2019 2021



Accounting ■ ■

Cosmetology ■ ■

EMS ■ ■

Engineering ■ ■

Law ■ ■

Nursing ■ ■

Physical Therapy ■ ■

Psychology ■ ■

Teaching ■ ■

Other Professions ■ ■

Data Source	Most Recent Survey Time Period Utilized	Date Last Updated
State Laws, State Executive Orders, State Bar and Supreme Court Rules (Licensure)	Through Dec. 2021	Dec. 31, 2021

### Areas Requiring Additional Support

#### Public Education

Student to Nurse ■

Mental Health Support ■

Graduation Rates ■

#### Licensure Language

#### Profession

Supervisory Req w/ MS Rule

Law ■

# Support of Military Families - 2021

## Joint Base Pearl Harbor-Hickam, Hawaii

### Education and Licensure Assessment Narrative

#### Public Education:

(This assessment is a comparative analysis using colors to graphically display results for all criteria and categories. The colors are assigned using percentiles, divided into thirds, to provide information about a location's relative position compared to all other Department of the Air Force installations assessed)

- Joint Base Pearl Harbor-Hickam, Hawaii received an overall yellow rating for public education as it fell within the middle 33 percent of all Air Force installations assessed
- The areas with the lowest relative ranking which require additional state/community support include Student to Nurse Ratio, Student to Mental Health Professional Ratio, and Graduation Rates
- Change from 2019: Joint Base Pearl Harbor-Hickam, Hawaii's overall education rating did not shift from 2019.

#### Licensure Portability:

- The State of Hawaii received an overall yellow assessment for licensure portability indicating State statutes (primarily HRS § 436B-14.7) contain barriers to licensure and certification portability for military spouses. This assessment is driven by substantial equivalence requirements that only allow acceptance of another state's license if the requirements for obtaining the license are sufficiently similar to their own State's requirements and precludes acceptance if the requirements are not similar
- Significant barriers remain for Law due to their supervisory requirements when transferring to the State
- If you have additional information or recently made changes to your State's licensure statutes, you can send the updated information to [SAF.MRR.Workflow@us.af.mil](mailto:SAF.MRR.Workflow@us.af.mil) for consideration and potential changes to the assessment.
- Change from 2019: No change from the 2019 assessment and no changes to the State's statute

#### Additional Notes:

- The education assessment cross references zip codes within the Military Housing Area (MHA) with zip codes of schools in the surrounding districts. Those school districts with zip codes that fall within the MHA of an installation are included in the analysis. In some locations, school district composition may have changed slightly due to the use of updated District IDs obtained from the Department of Education
- Graduation rates reflect a 4-year graduation, which was determined to be the expectation of Airmen, Guardians, and their families due to frequency of relocation
- The licensure assessment uses a checklist of licensure rules that states should have, and that they should avoid. For example, having a compact or temporary licensing rule and NOT having supervisory requirements are checklist items that lead to green. The Department of the Air Force reviewed state policies and programs intended to eliminate barriers to license portability for military spouses that were in effect as of 31 Dec. 2021

For additional information on Education and Licensure assessment criteria, methodology and data sources, please see the Support of Military Families Background Information provided at [www.af.mil](http://www.af.mil) under the Support to Families banner. All questions and feedback should be directed to [SAF.MRR.Workflow@us.af.mil](mailto:SAF.MRR.Workflow@us.af.mil).



# Joint Base Pearl Harbor-Hickam, Hawaii

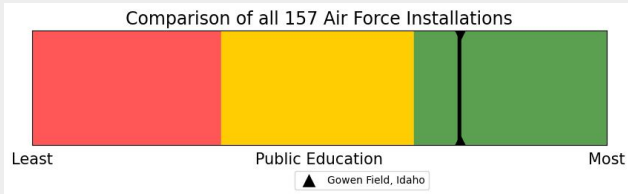
## School Districts Map



# Support of Military Families - 2021

## Gowen Field, Idaho

### Public Education\*



KEY: ■ < 33.3% ≤ ■ < 66.6% ≤ ■ (Percentile):

### Academic Performance Criteria



Graduation Rate ■ ■

Student Learning Rate ■ ■

### School Climate Criteria



Chronic Absenteeism Rate ■ ■

Suspension Rate ■ ■

### Service Offering Criteria



Pre-Kindergarten Availability ■ ■

Student to Counselor Ratio ■ ■

Student to Mental Health Support Ratio ■ ■

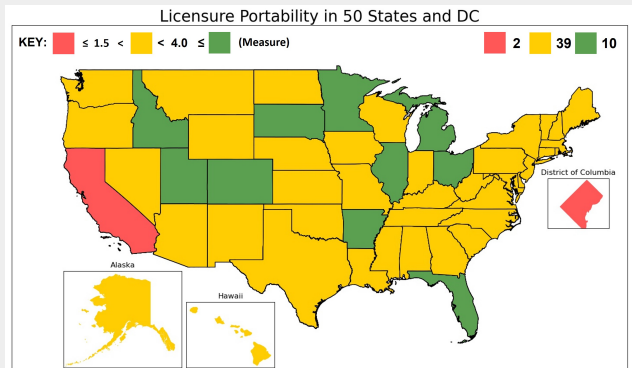
Student to Nurse Ratio ■ ■

Student to Teacher Ratio ■ ■

Data Source	Most Recent Survey Time Period Utilized	Date Last Updated
Department of Education - Civil Rights Data Collection District and School Data	SY 2017-2018	October 2020
Department of Education - EDFacts Graduation Rates (District and School Level)	SY 2018-2019	November 2020
Department of Education - National center for Education Statistics Common Core of Data Public Elementary/ Secondary School Universe Survey Data	SY 2019-2020	March 2021
Department of Education - National Center of Education Statistics Common Core of Data (School Search)	SY 2018-19 School Details and Enrollment Characteristics	April 2020
	SY 2019-20 School Directory Information	July 2020
Center for Education Policy Analysis: Stanford Education Data Archive (SEDA)	SY 2008-2009 through SY 2017-2018	February 2021

\* Public Education is Compiled using 60% Academic Performance, 20% School Climate, and 20% Service Offering.

### Licensure Portability



Accounting ■ ■

Cosmetology ■ ■

EMS ■ ■

Engineering ■ ■

Law ■ ■

Nursing ■ ■

Physical Therapy ■ ■

Psychology ■ ■

Teaching ■ ■

Other Professions ■ ■

Data Source	Most Recent Survey Time Period Utilized	Date Last Updated
State Laws, State Executive Orders, State Bar and Supreme Court Rules (Licensure)	Through Dec. 2021	Dec. 31, 2021

### Areas Requiring Additional Support

#### Public Education

Student to Teacher ■

Graduation Rates ■

PreK ■

#### Licensure Language

Supervisory Req w/ MS Rule ■

#### Profession

Law ■

# Support of Military Families - 2021

## Gowen Field, Idaho

### Education and Licensure Assessment Narrative

#### Public Education:

(This assessment is a comparative analysis using colors to graphically display results for all criteria and categories. The colors are assigned using percentiles, divided into thirds, to provide information about a location's relative position compared to all other Department of the Air Force installations assessed)

- Gowen Field, Idaho received an overall green rating for public education as it fell within the top 33 percent of all Air Force installations assessed
- The areas with the lowest relative ranking which require additional state/community support include Student to Teacher Ratio, Graduation Rates, and Pre-school Availability
- Change from 2019: Gowen Field, Idaho's overall education rating did not shift from 2019.

#### Licensure Portability:

- The State of Idaho received an overall green assessment for licensure portability indicating State statutes (primarily ID ST § [67-9406]67-9306) are effective in removing barriers to licensure and certification portability. Military spouses can easily transfer professional licenses and certificates from other states and sustain their career
- However, barriers remain for Law given the State has supervisory requirements
- If you have additional information or recently made changes to your State's licensure statutes, you can send the updated information to [SAF.MRR.Workflow@us.af.mil](mailto:SAF.MRR.Workflow@us.af.mil) for consideration and potential changes to the assessment.
- Change from 2019: Idaho improved to a green assessment by updating their legislation to require ("shall") licensing authorities to issue and expedite military spouse licenses as opposed to leaving to the agency's discretion ("may")

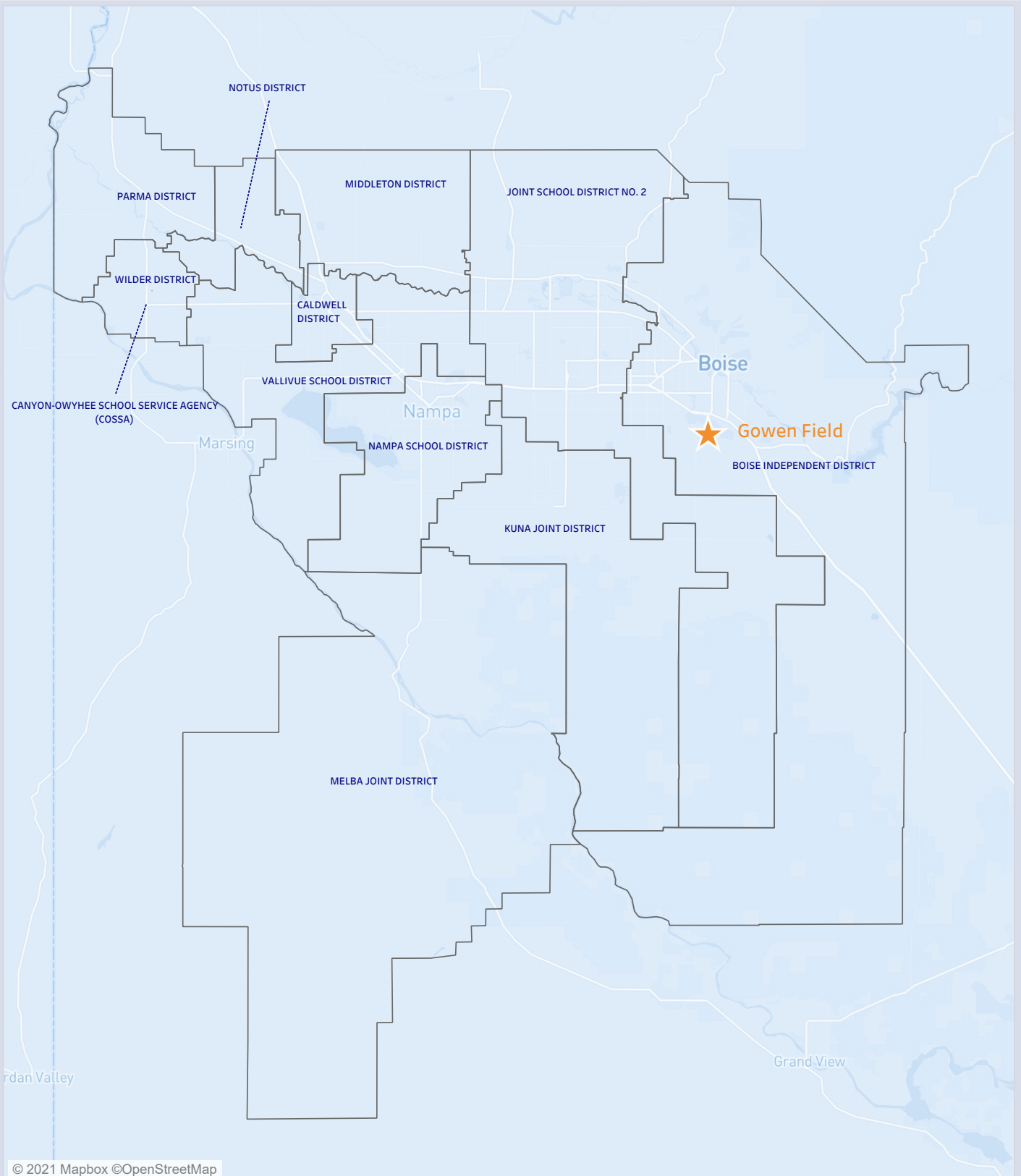
#### Additional Notes:

- The education assessment cross references zip codes within the Military Housing Area (MHA) with zip codes of schools in the surrounding districts. Those school districts with zip codes that fall within the MHA of an installation are included in the analysis. In some locations, school district composition may have changed slightly due to the use of updated District IDs obtained from the Department of Education
- Graduation rates reflect a 4-year graduation, which was determined to be the expectation of Airmen, Guardians, and their families due to frequency of relocation
- The licensure assessment uses a checklist of licensure rules that states should have, and that they should avoid. For example, having a compact or temporary licensing rule and NOT having supervisory requirements are checklist items that lead to green. The Department of the Air Force reviewed state policies and programs intended to eliminate barriers to license portability for military spouses that were in effect as of 31 Dec. 2021

For additional information on Education and Licensure assessment criteria, methodology and data sources, please see the Support of Military Families Background Information provided at [www.af.mil](http://www.af.mil) under the Support to Families banner. All questions and feedback should be directed to [SAF.MRR.Workflow@us.af.mil](mailto:SAF.MRR.Workflow@us.af.mil).

# Gowen Field, Idaho


## School Districts Map



# Support of Military Families - 2021

## Mountain Home Air Force Base, Idaho

### Public Education\*



KEY: ■ < 33.3% ≤ ■ < 66.6% ≤ ■ (Percentile):

### Academic Performance Criteria



Graduation Rate



Student Learning Rate



### School Climate Criteria



Chronic Absenteeism Rate



Suspension Rate



### Service Offering Criteria



Pre-Kindergarten Availability



Student to Counselor Ratio



Student to Mental Health Support Ratio



Student to Nurse Ratio



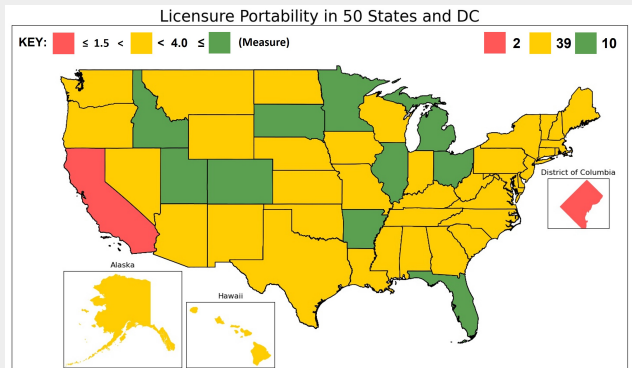
Student to Teacher Ratio



Data Source	Most Recent Survey Time Period Utilized	Date Last Updated
Department of Education - Civil Rights Data Collection District and School Data	SY 2017-2018	October 2020
Department of Education - EDFacts Graduation Rates (District and School Level)	SY 2018-2019	November 2020
Department of Education - National center for Education Statistics Common Core of Data Public Elementary/ Secondary School Universe Survey Data	SY 2019-2020	March 2021
Department of Education - National Center of Education Statistics Common Core of Data (School Search)	SY 2018-19 School Details and Enrollment Characteristics	April 2020
	SY 2019-20 School Directory Information	July 2020
Center for Education Policy Analysis: Stanford Education Data Archive (SEDA)	SY 2008-2009 through SY 2017-2018	February 2021

\* Public Education is Compiled using 60% Academic Performance, 20% School Climate, and 20% Service Offering.

### Licensure Portability



Accounting



Cosmetology



EMS



Engineering



Law



Nursing



Physical Therapy



Psychology



Teaching



Other Professions



Data Source	Most Recent Survey Time Period Utilized	Date Last Updated
State Laws, State Executive Orders, State Bar and Supreme Court Rules (Licensure)	Through Dec. 2021	Dec. 31, 2021

### Areas Requiring Additional Support

#### Public Education

Graduation Rates



Student to Teacher



PreK



Licensure Language

Profession

Supervisory Req w/ MS Rule

Law



# Support of Military Families - 2021

## Mountain Home Air Force Base, Idaho

### Education and Licensure Assessment Narrative

#### Public Education:

(This assessment is a comparative analysis using colors to graphically display results for all criteria and categories. The colors are assigned using percentiles, divided into thirds, to provide information about a location's relative position compared to all other Department of the Air Force installations assessed)

- Mountain Home Air Force Base, Idaho received an overall yellow rating for public education as it fell within the middle 33 percent of all Air Force installations assessed
- The areas with the lowest relative ranking which require additional state/community support include Graduation Rates, Student to Teacher Ratio, and Pre-school Availability
- Change from 2019: Mountain Home Air Force Base, Idaho's overall education rating did not shift from 2019.

#### Licensure Portability:

- The State of Idaho received an overall green assessment for licensure portability indicating State statutes (primarily ID ST § [67-9406]67-9306) are effective in removing barriers to licensure and certification portability. Military spouses can easily transfer professional licenses and certificates from other states and sustain their career
- However, barriers remain for Law given the State has supervisory requirements
- If you have additional information or recently made changes to your State's licensure statutes, you can send the updated information to [SAF.MRR.Workflow@us.af.mil](mailto:SAF.MRR.Workflow@us.af.mil) for consideration and potential changes to the assessment.
- Change from 2019: Idaho improved to a green assessment by updating their legislation to require ("shall") licensing authorities to issue and expedite military spouse licenses as opposed to leaving to the agency's discretion ("may")

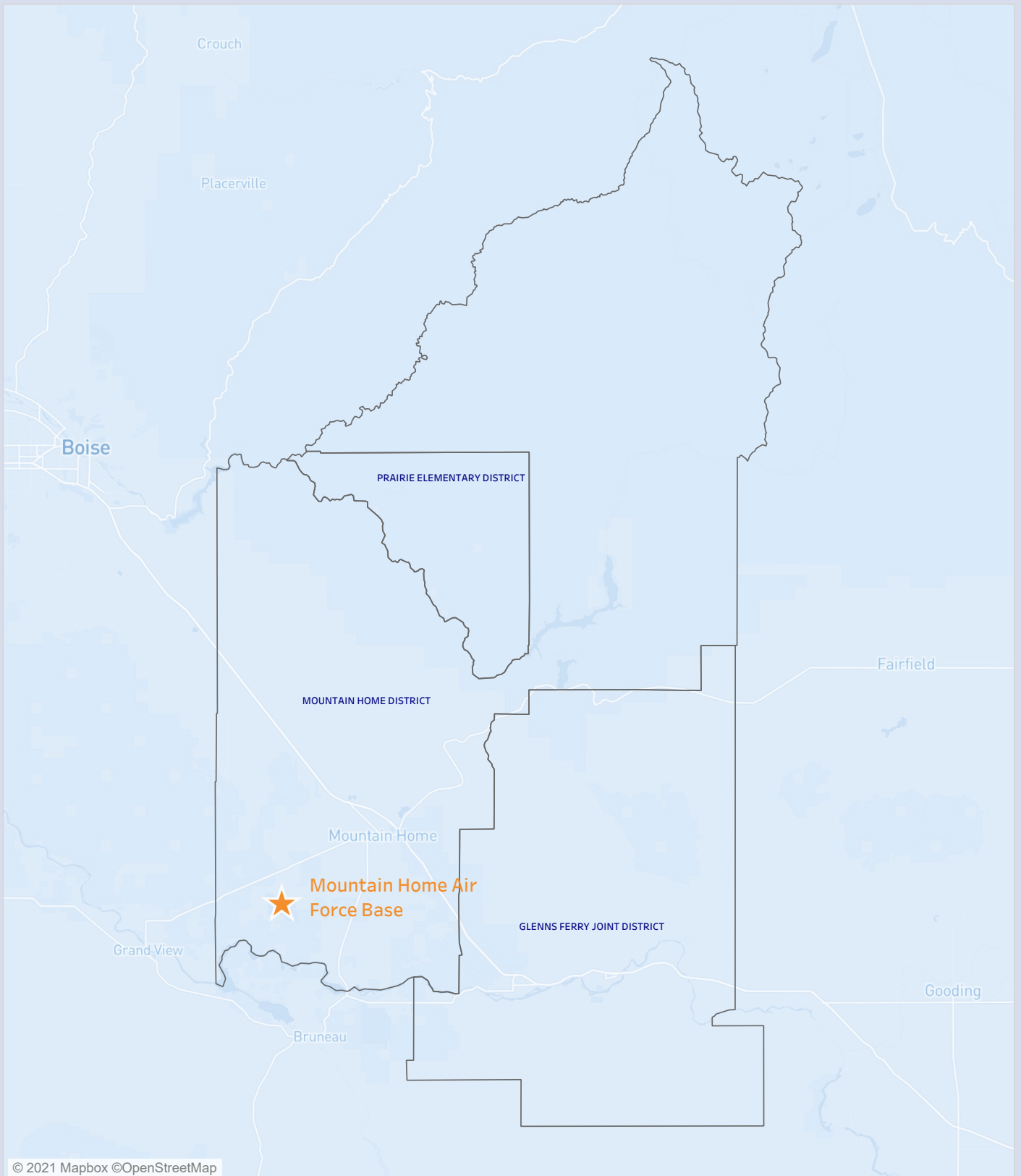
#### Additional Notes:

- The education assessment cross references zip codes within the Military Housing Area (MHA) with zip codes of schools in the surrounding districts. Those school districts with zip codes that fall within the MHA of an installation are included in the analysis. In some locations, school district composition may have changed slightly due to the use of updated District IDs obtained from the Department of Education
- Graduation rates reflect a 4-year graduation, which was determined to be the expectation of Airmen, Guardians, and their families due to frequency of relocation
- The licensure assessment uses a checklist of licensure rules that states should have, and that they should avoid. For example, having a compact or temporary licensing rule and NOT having supervisory requirements are checklist items that lead to green. The Department of the Air Force reviewed state policies and programs intended to eliminate barriers to license portability for military spouses that were in effect as of 31 Dec. 2021

For additional information on Education and Licensure assessment criteria, methodology and data sources, please see the Support of Military Families Background Information provided at [www.af.mil](http://www.af.mil) under the Support to Families banner. All questions and feedback should be directed to [SAF.MRR.Workflow@us.af.mil](mailto:SAF.MRR.Workflow@us.af.mil).

# Mountain Home Air Force Base, Idaho

## School Districts Map

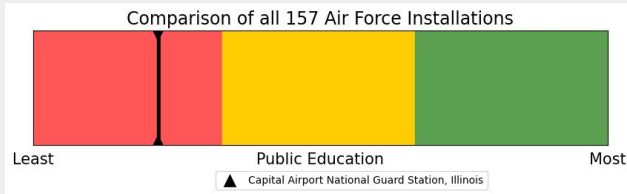


# Support of Military Families - 2021

## Capital Airport National Guard Station, Illinois

### Public Education\*

2019 2021



KEY: ■ < 33.3% ≤ ■ < 66.6% ≤ ■ (Percentile):

### Academic Performance Criteria

2019 2021



Graduation Rate



Student Learning Rate



### School Climate Criteria



Chronic Absenteeism Rate



Suspension Rate



### Service Offering Criteria



Pre-Kindergarten Availability



Student to Counselor Ratio



Student to Mental Health Support Ratio



Student to Nurse Ratio



Student to Teacher Ratio

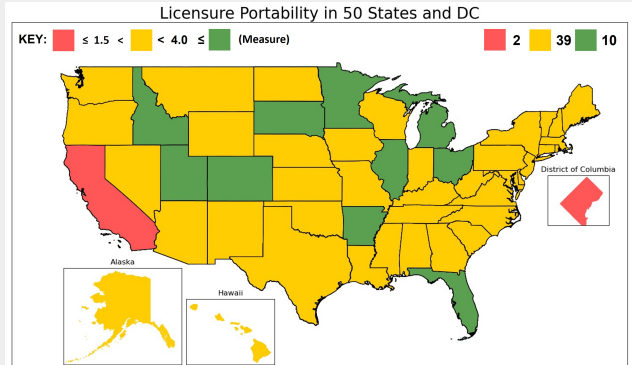


Data Source	Most Recent Survey Time Period Utilized	Date Last Updated
Department of Education - Civil Rights Data Collection District and School Data	SY 2017-2018	October 2020
Department of Education - EDFacts Graduation Rates (District and School Level)	SY 2018-2019	November 2020
Department of Education - National center for Education Statistics Common Core of Data Public Elementary/ Secondary School Universe Survey Data	SY 2019-2020	March 2021
Department of Education - National Center of Education Statistics Common Core of Data (School Search)	SY 2018-19 School Details and Enrollment Characteristics SY 2019-20 School Directory Information	April 2020 July 2020
Center for Education Policy Analysis: Stanford Education Data Archive (SEDA)	SY 2008-2009 through SY 2017-2018	February 2021

\* Public Education is Compiled using 60% Academic Performance, 20% School Climate, and 20% Service Offering.

### Licensure Portability

2019 2021



Accounting



Cosmetology



EMS



Engineering



Law



Nursing



Physical Therapy



Psychology



Teaching



Other Professions



Data Source	Most Recent Survey Time Period Utilized	Date Last Updated
State Laws, State Executive Orders, State Bar and Supreme Court Rules (Licensure)	Through Dec. 2021	Dec. 31, 2021

### Areas Requiring Additional Support

#### Public Education

Student to Counselor



Growth Measure



Graduation Rates





# Support of Military Families - 2021

## Capital Airport National Guard Station, Illinois

### Education and Licensure Assessment Narrative

#### **Public Education:**

(This assessment is a comparative analysis using colors to graphically display results for all criteria and categories. The colors are assigned using percentiles, divided into thirds, to provide information about a location's relative position compared to all other Department of the Air Force installations assessed)

- Capital Airport National Guard Station, Illinois received an overall red rating for public education as it fell within the bottom 33 percent of all Air Force installations assessed
- The areas with the lowest relative ranking which require additional state/community support include Student to Counselor Ratio, Growth Measure, and Graduation Rates
- Change from 2019: Capital Airport National Guard Station, Illinois's overall education rating did not shift from 2019.

#### **Licensure Portability:**

- The State of Illinois received an overall green assessment for licensure portability indicating the State statutes (primarily 20 ILCS 5/5-715) contains no barriers to licensure and certification portability for military spouses. Military spouses can easily transfer professional licenses and certificates from other states and sustain their careers
- No barriers remain due to their favorable military spouse Law policy (provides a temporary license with no supervisory requirements)
- If you have additional information or recently made changes to your State's licensure statutes, you can send the updated information to [SAF.MRR.Workflow@us.af.mil](mailto:SAF.MRR.Workflow@us.af.mil) for consideration and potential changes to the assessment.

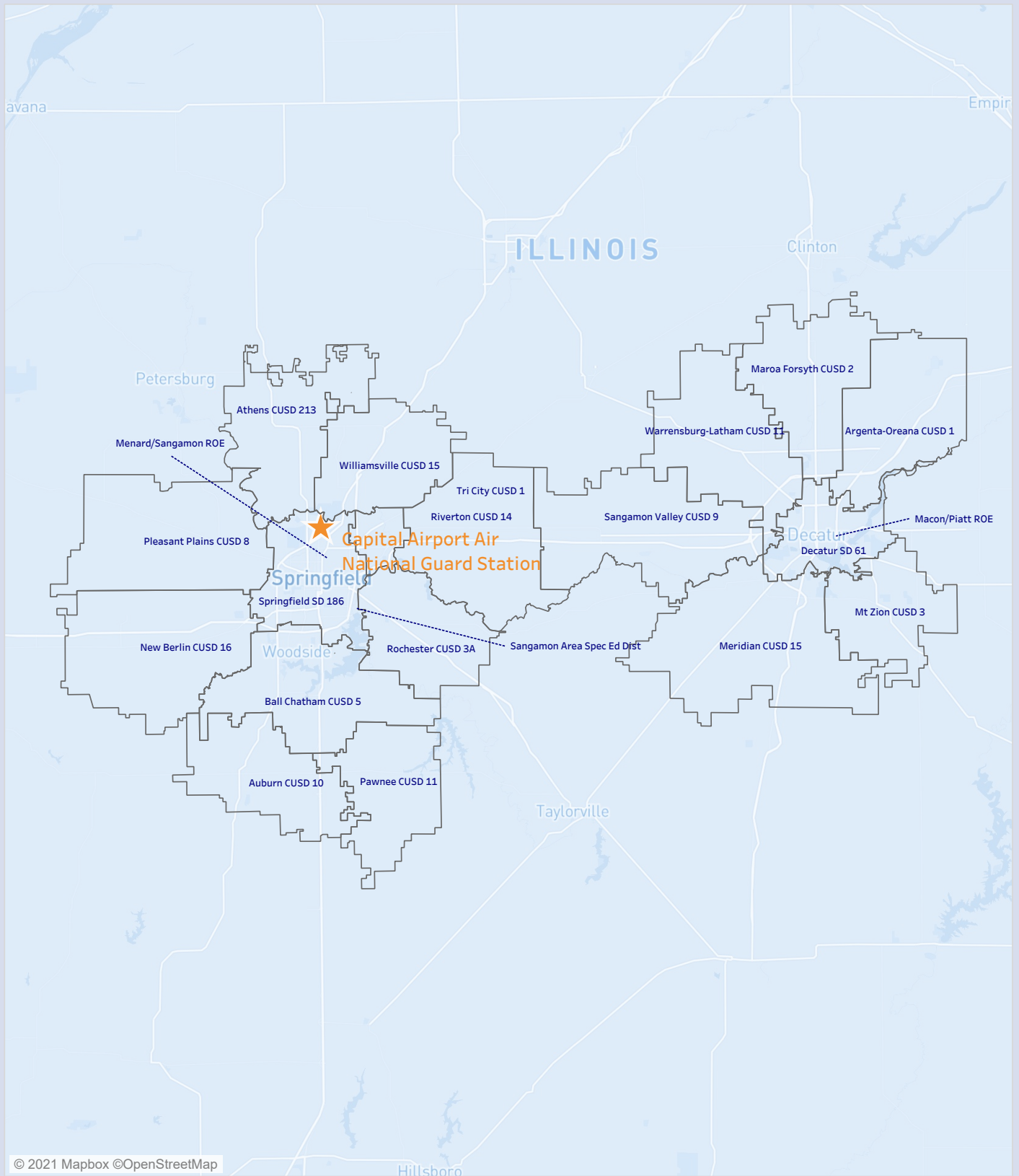
#### **Additional Notes:**

- The education assessment cross references zip codes within the Military Housing Area (MHA) with zip codes of schools in the surrounding districts. Those school districts with zip codes that fall within the MHA of an installation are included in the analysis. In some locations, school district composition may have changed slightly due to the use of updated District IDs obtained from the Department of Education
- Graduation rates reflect a 4-year graduation, which was determined to be the expectation of Airmen, Guardians, and their families due to frequency of relocation
- The licensure assessment uses a checklist of licensure rules that states should have, and that they should avoid. For example, having a compact or temporary licensing rule and NOT having supervisory requirements are checklist items that lead to green. The Department of the Air Force reviewed state policies and programs intended to eliminate barriers to license portability for military spouses that were in effect as of 31 Dec. 2021

For additional information on Education and Licensure assessment criteria, methodology and data sources, please see the Support of Military Families Background Information provided at [www.af.mil](http://www.af.mil) under the Support to Families banner. All questions and feedback should be directed to [SAF.MRR.Workflow@us.af.mil](mailto:SAF.MRR.Workflow@us.af.mil).

# Capital Airport Air National Guard Station, Illinois

## School Districts Map

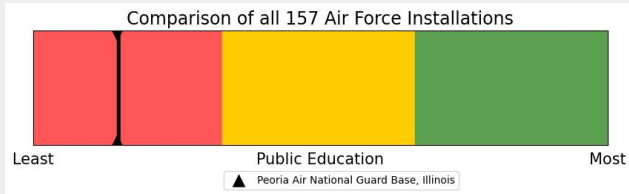


# Support of Military Families - 2021

## Peoria Air National Guard Base, Illinois

### Public Education\*

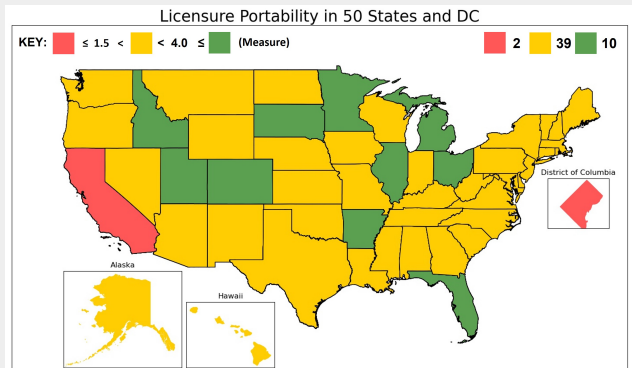
2019 2021



KEY: ■ < 33.3% ≤ ■ < 66.6% ≤ ■ (Percentile):

### Licensure Portability

2019 2021



### Academic Performance Criteria

2019 2021



Graduation Rate



Student Learning Rate



### School Climate Criteria



Chronic Absenteeism Rate



Suspension Rate



### Service Offering Criteria



Pre-Kindergarten Availability



Student to Counselor Ratio



Student to Mental Health Support Ratio



Student to Nurse Ratio



Student to Teacher Ratio



Data Source	Most Recent Survey Time Period Utilized	Date Last Updated
Department of Education - Civil Rights Data Collection District and School Data	SY 2017-2018	October 2020
Department of Education - EDFacts Graduation Rates (District and School Level)	SY 2018-2019	November 2020
Department of Education - National center for Education Statistics Common Core of Data Public Elementary/ Secondary School Universe Survey Data	SY 2019-2020	March 2021
Department of Education - National Center of Education Statistics Common Core of Data (School Search)	SY 2018-19 School Details and Enrollment Characteristics SY 2019-20 School Directory Information	April 2020 July 2020
Center for Education Policy Analysis: Stanford Education Data Archive (SEDA)	SY 2008-2009 through SY 2017-2018	February 2021

\* Public Education is Compiled using 60% Academic Performance, 20% School Climate, and 20% Service Offering.

Accounting

2019 2021



Cosmetology



EMS



Engineering



Law



Nursing



Physical Therapy



Psychology



Teaching



Other Professions



Data Source	Most Recent Survey Time Period Utilized	Date Last Updated
State Laws, State Executive Orders, State Bar and Supreme Court Rules (Licensure)	Through Dec. 2021	Dec. 31, 2021

### Areas Requiring Additional Support

#### Public Education

Student to Counselor



PreK



Graduation Rates



# Support of Military Families - 2021

## Peoria Air National Guard Base, Illinois

### Education and Licensure Assessment Narrative

#### **Public Education:**

(This assessment is a comparative analysis using colors to graphically display results for all criteria and categories. The colors are assigned using percentiles, divided into thirds, to provide information about a location's relative position compared to all other Department of the Air Force installations assessed)

- Peoria Air National Guard Base, Illinois received an overall yellow rating for public education as it fell within the middle 33 percent of all Air Force installations assessed
- The areas with the lowest relative ranking which require additional state/community support include Student to Counselor Ratio, Pre-school Availability, and Graduation Rates
- Change from 2019: Peoria Air National Guard Base, Illinois's overall education rating changed from red to yellow from 2019.

#### **Licensure Portability:**

- The State of Illinois received an overall green assessment for licensure portability indicating the State statutes (primarily 20 ILCS 5/5-715) contains no barriers to licensure and certification portability for military spouses. Military spouses can easily transfer professional licenses and certificates from other states and sustain their careers
- No barriers remain due to their favorable military spouse Law policy (provides a temporary license with no supervisory requirements)
- If you have additional information or recently made changes to your State's licensure statutes, you can send the updated information to [SAF.MRR.Workflow@us.af.mil](mailto:SAF.MRR.Workflow@us.af.mil) for consideration and potential changes to the assessment.

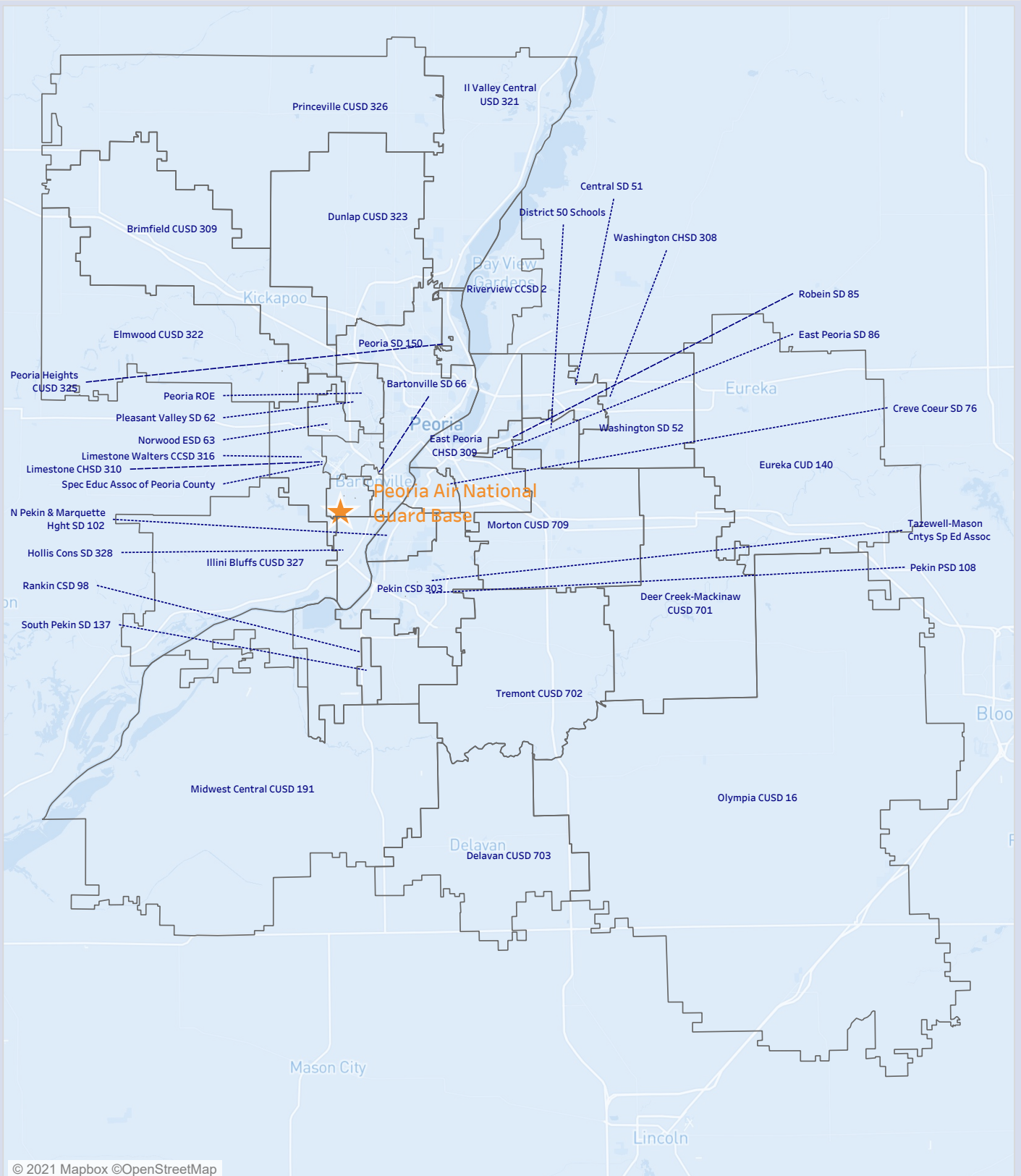
#### **Additional Notes:**

- The education assessment cross references zip codes within the Military Housing Area (MHA) with zip codes of schools in the surrounding districts. Those school districts with zip codes that fall within the MHA of an installation are included in the analysis. In some locations, school district composition may have changed slightly due to the use of updated District IDs obtained from the Department of Education
- Graduation rates reflect a 4-year graduation, which was determined to be the expectation of Airmen, Guardians, and their families due to frequency of relocation
- The licensure assessment uses a checklist of licensure rules that states should have, and that they should avoid. For example, having a compact or temporary licensing rule and NOT having supervisory requirements are checklist items that lead to green. The Department of the Air Force reviewed state policies and programs intended to eliminate barriers to license portability for military spouses that were in effect as of 31 Dec. 2021

For additional information on Education and Licensure assessment criteria, methodology and data sources, please see the Support of Military Families Background Information provided at [www.af.mil](http://www.af.mil) under the Support to Families banner. All questions and feedback should be directed to [SAF.MRR.Workflow@us.af.mil](mailto:SAF.MRR.Workflow@us.af.mil).

# Peoria Air National Guard Base, Illinois

## School Districts Map

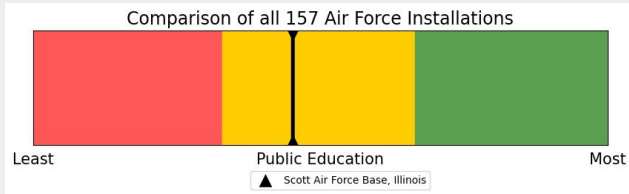


# Support of Military Families - 2021

## Scott Air Force Base, Illinois

### Public Education\*

2019 2021



KEY: ■ < 33.3% ■ < 66.6% ■ (Percentile):

### Academic Performance Criteria

2019 2021



Graduation Rate



Student Learning Rate



### School Climate Criteria



Chronic Absenteeism Rate



Suspension Rate



### Service Offering Criteria



Pre-Kindergarten Availability



Student to Counselor Ratio



Student to Mental Health Support Ratio



Student to Nurse Ratio



Student to Teacher Ratio



Data Source	Most Recent Survey Time Period Utilized	Date Last Updated
Department of Education - Civil Rights Data Collection District and School Data	SY 2017-2018	October 2020
Department of Education - EDFacts Graduation Rates (District and School Level)	SY 2018-2019	November 2020
Department of Education - National center for Education Statistics Common Core of Data Public Elementary/ Secondary School Universe Survey Data	SY 2019-2020	March 2021
Department of Education - National Center of Education Statistics Common Core of Data (School Search)	SY 2018-19 School Details and Enrollment Characteristics SY 2019-20 School Directory Information	April 2020 July 2020
Center for Education Policy Analysis: Stanford Education Data Archive (SEDA)	SY 2008-2009 through SY 2017-2018	February 2021

\* Public Education is Compiled using 60% Academic Performance, 20% School Climate, and 20% Service Offering.

### Licensure Portability

2019 2021



Accounting



Cosmetology



EMS



Engineering



Law



Nursing



Physical Therapy



Psychology



Teaching



Other Professions



Data Source	Most Recent Survey Time Period Utilized	Date Last Updated
State Laws, State Executive Orders, State Bar and Supreme Court Rules (Licensure)	Through Dec. 2021	Dec. 31, 2021

### Areas Requiring Additional Support

#### Public Education

Student to Counselor



Suspension Rate



Graduation Rates



# Support of Military Families - 2021

## Scott Air Force Base, Illinois

### Education and Licensure Assessment Narrative

#### Public Education:

(This assessment is a comparative analysis using colors to graphically display results for all criteria and categories. The colors are assigned using percentiles, divided into thirds, to provide information about a location's relative position compared to all other Department of the Air Force installations assessed)

- Scott Air Force Base, Illinois received an overall yellow rating for public education as it fell within the middle 33 percent of all Air Force installations assessed

- The areas with the lowest relative ranking which require additional state/community support include Student to Counselor Ratio, Suspension Rate, and Graduation Rates

- Change from 2019: Scott Air Force Base, Illinois's overall education rating changed from red to yellow from 2019.

#### Licensure Portability:

- The State of Illinois received an overall green assessment for licensure portability indicating the State statutes (primarily 20 ILCS 5/5-715) contains no barriers to licensure and certification portability for military spouses. Military spouses can easily transfer professional licenses and certificates from other states and sustain their careers

- No barriers remain due to their favorable military spouse Law policy (provides a temporary license with no supervisory requirements)

- If you have additional information or recently made changes to your State's licensure statutes, you can send the updated information to [SAF.MRR.Workflow@us.af.mil](mailto:SAF.MRR.Workflow@us.af.mil) for consideration and potential changes to the assessment.

#### Additional Notes:

- The education assessment cross references zip codes within the Military Housing Area (MHA) with zip codes of schools in the surrounding districts. Those school districts with zip codes that fall within the MHA of an installation are included in the analysis. In some locations, school district composition may have changed slightly due to the use of updated District IDs obtained from the Department of Education

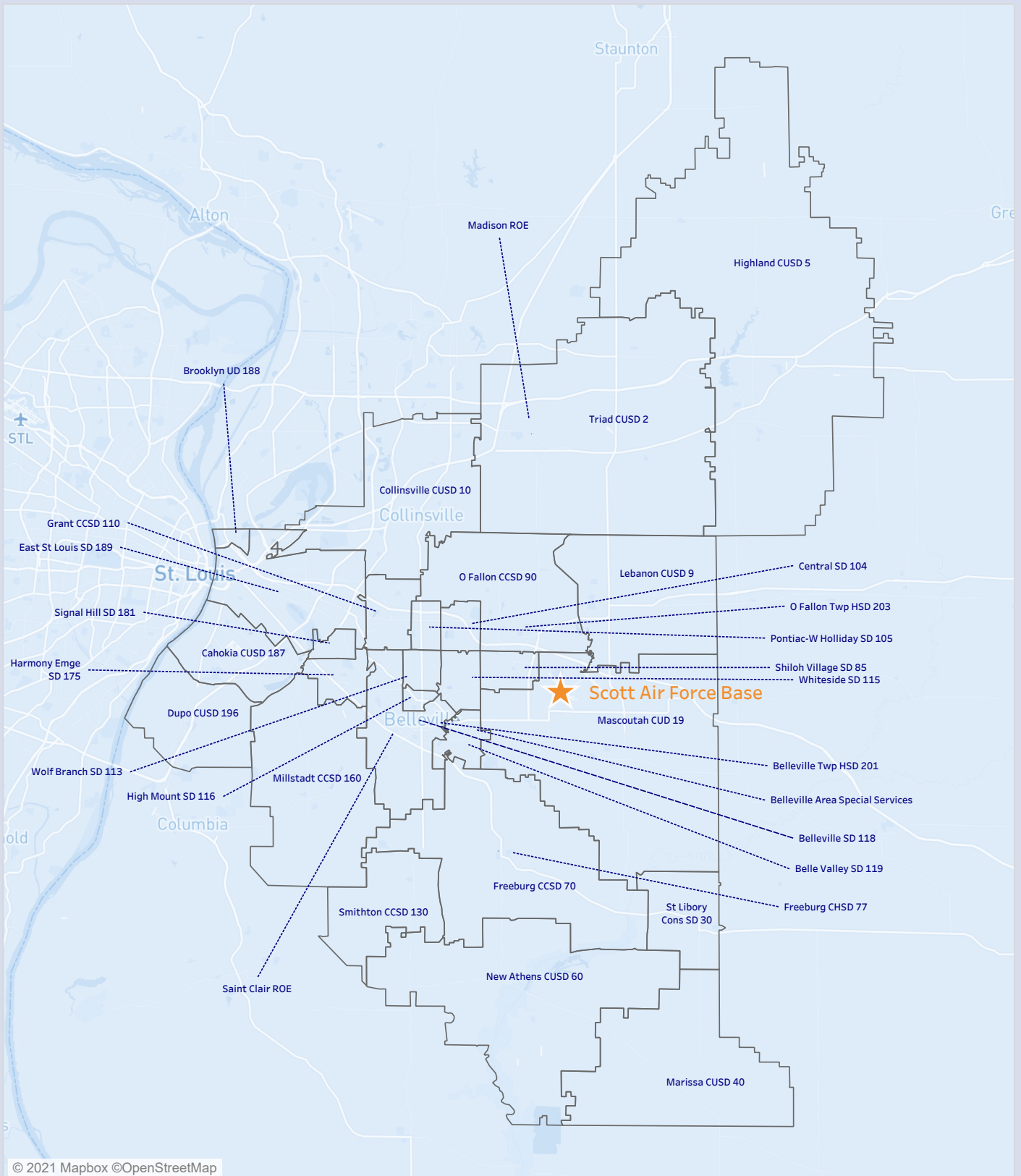
- Graduation rates reflect a 4-year graduation, which was determined to be the expectation of Airmen, Guardians, and their families due to frequency of relocation

- The licensure assessment uses a checklist of licensure rules that states should have, and that they should avoid. For example, having a compact or temporary licensing rule and NOT having supervisory requirements are checklist items that lead to green. The Department of the Air Force reviewed state policies and programs intended to eliminate barriers to license portability for military spouses that were in effect as of 31 Dec. 2021

For additional information on Education and Licensure assessment criteria, methodology and data sources, please see the Support of Military Families Background Information provided at [www.af.mil](http://www.af.mil) under the Support to Families banner. All questions and feedback should be directed to [SAF.MRR.Workflow@us.af.mil](mailto:SAF.MRR.Workflow@us.af.mil).

# Scott Air Force Base, Illinois

## School Districts Map






# Support of Military Families - 2021

## Fort Wayne Air National Guard Base, Indiana

### Public Education\*

2019 2021



KEY: ■ < 33.3% ≤ ■ < 66.6% ≤ ■ (Percentile):

### Academic Performance Criteria

2019 2021



Graduation Rate



Student Learning Rate



### School Climate Criteria



Chronic Absenteeism Rate



Suspension Rate



### Service Offering Criteria



Pre-Kindergarten Availability



Student to Counselor Ratio



Student to Mental Health Support Ratio



Student to Nurse Ratio



Student to Teacher Ratio



Data Source	Most Recent Survey Time Period Utilized	Date Last Updated
Department of Education - Civil Rights Data Collection District and School Data	SY 2017-2018	October 2020
Department of Education - EDFacts Graduation Rates (District and School Level)	SY 2018-2019	November 2020
Department of Education - National center for Education Statistics Common Core of Data Public Elementary/ Secondary School Universe Survey Data	SY 2019-2020	March 2021
Department of Education - National Center of Education Statistics Common Core of Data (School Search)	SY 2018-19 School Details and Enrollment Characteristics	April 2020
	SY 2019-20 School Directory Information	July 2020
Center for Education Policy Analysis: Stanford Education Data Archive (SEDA)	SY 2008-2009 through SY 2017-2018	February 2021

\* Public Education is Compiled using 60% Academic Performance, 20% School Climate, and 20% Service Offering.

### Licensure Portability

2019 2021



Accounting



Cosmetology



EMS



Engineering



Law



Nursing



Physical Therapy



Psychology



Teaching



Other Professions



Data Source	Most Recent Survey Time Period Utilized	Date Last Updated
State Laws, State Executive Orders, State Bar and Supreme Court Rules (Licensure)	Through Dec. 2021	Dec. 31, 2021

### Areas Requiring Additional Support

#### Public Education

PreK



Suspension Rate



Student to Counselor



#### Licensure Language

#### Profession

Substantial equivalency Issue license



Accounting,  
Cosmetology,  
Engineering,  
Physical  
Therapy,  
Psychology,  
Teaching

# Support of Military Families - 2021

## Fort Wayne Air National Guard Base, Indiana

### Education and Licensure Assessment Narrative

#### Public Education:

(This assessment is a comparative analysis using colors to graphically display results for all criteria and categories. The colors are assigned using percentiles, divided into thirds, to provide information about a location's relative position compared to all other Department of the Air Force installations assessed)

- Fort Wayne Air National Guard Base, Indiana received an overall yellow rating for public education as it fell within the middle 33 percent of all Air Force installations assessed

- The areas with the lowest relative ranking which require additional state/community support include Pre-school Availability, Suspension Rate, and Student to Counselor Ratio

- Change from 2019: Fort Wayne Air National Guard Base, Indiana's overall education rating did not shift from 2019.

#### Licensure Portability:

- The State of Indiana received an overall yellow assessment for licensure portability indicating the State statutes contain barriers to licensure and certification portability for military spouses. This assessment is driven by substantial equivalence requirements that allow acceptance of another state's license if the requirements for obtaining the license are sufficiently similar to their own State's requirements and precludes acceptance if the requirements are not similar

- Although Indiana has enacted legislation to join the Physical Therapy Compact, as of the time of this assessment, the compact benefits are not yet being provided to military spouses as additional requirements need to be met in order for Indiana to fully receive all of the compact privileges

- No barriers remain for EMS and Nursing due to their inclusion in the National Registry for Emergency Medical Technicians and the Nurse Licensure Compact

- If you have additional information or recently made changes to your State's licensure statutes, you can send the updated information to [SAF.MRR.Workflow@us.af.mil](mailto:SAF.MRR.Workflow@us.af.mil) for consideration and potential changes to the assessment

- Change from 2019: While Indiana showed progress by joining the Nurse Licensure Compact and the Physical Therapy Compact, along with SB0427 improving provisional licensing, their substantial equivalence requirement prevents a change in assessment

#### Additional Notes:

- The education assessment cross references zip codes within the Military Housing Area (MHA) with zip codes of schools in the surrounding districts. Those school districts with zip codes that fall within the MHA of an installation are included in the analysis. In some locations, school district composition may have changed slightly due to the use of updated District IDs obtained from the Department of Education

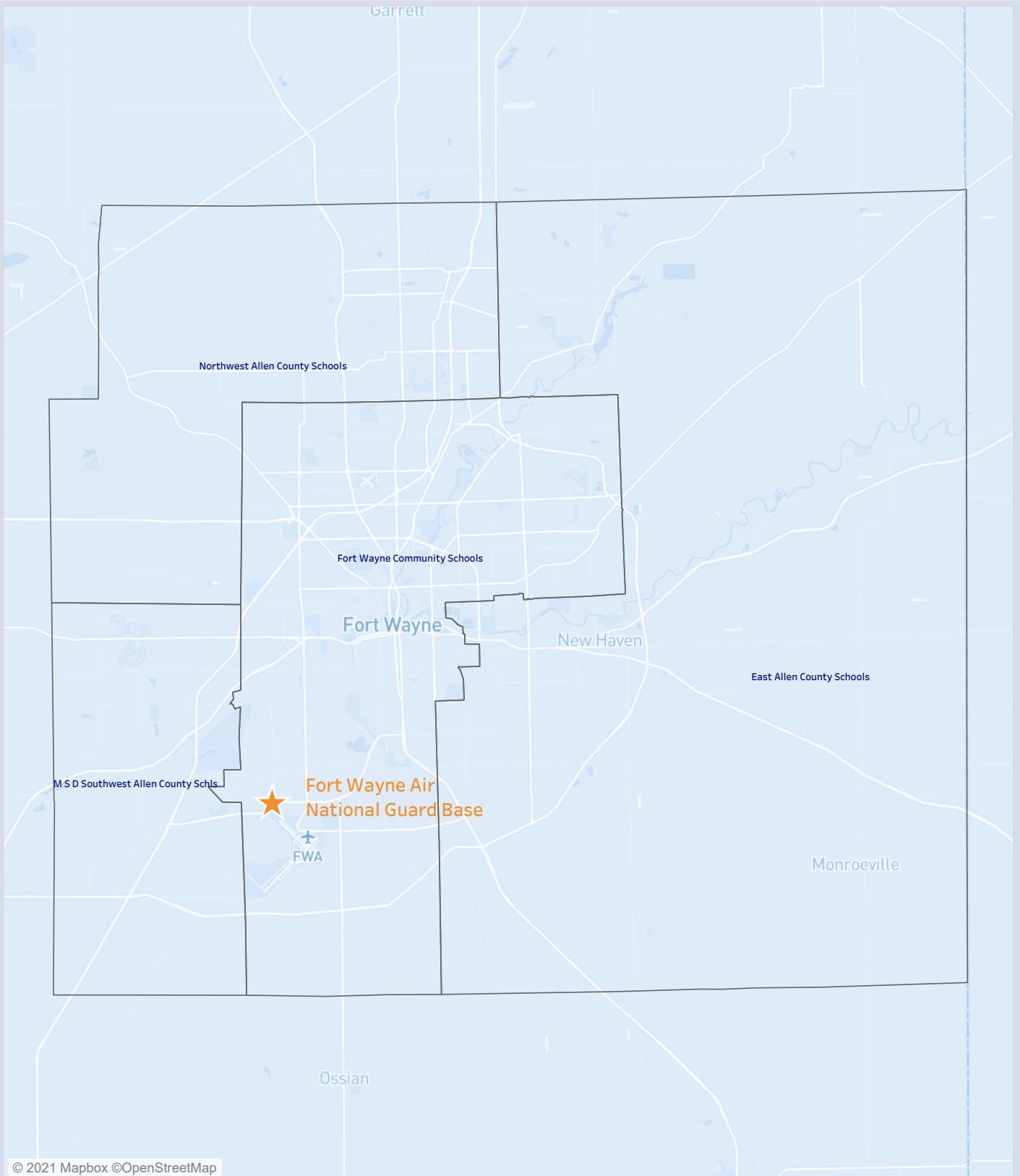
- Graduation rates reflect a 4-year graduation, which was determined to be the expectation of Airmen, Guardians, and their families due to frequency of relocation

- The licensure assessment uses a checklist of licensure rules that states should have, and that they should avoid. For example, having a compact or temporary licensing rule and NOT having supervisory requirements are checklist items that lead to green. The Department of the Air Force reviewed state policies and programs intended to eliminate barriers to license portability for military spouses that were in effect as of 31 Dec. 2021

For additional information on Education and Licensure assessment criteria, methodology and data sources, please see the Support of Military Families Background Information provided at [www.af.mil](http://www.af.mil) under the Support to Families banner. All questions and feedback should be directed to [SAF.MRR.Workflow@us.af.mil](mailto:SAF.MRR.Workflow@us.af.mil).

# Fort Wayne Air National Guard Base, Indiana

## School Districts Map

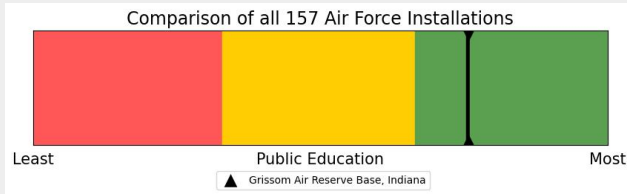


# Support of Military Families - 2021

## Grissom Air Reserve Base, Indiana

### Public Education\*

2019 2021



KEY: ■ < 33.3% ≤ ■ < 66.6% ≤ ■ (Percentile):

### Academic Performance Criteria

2019 2021



Graduation Rate



Student Learning Rate



### School Climate Criteria



Chronic Absenteeism Rate



Suspension Rate



### Service Offering Criteria



Pre-Kindergarten Availability



Student to Counselor Ratio



Student to Mental Health Support Ratio



Student to Nurse Ratio



Student to Teacher Ratio



Data Source	Most Recent Survey Time Period Utilized	Date Last Updated
Department of Education - Civil Rights Data Collection District and School Data	SY 2017-2018	October 2020
Department of Education - ED Facts Graduation Rates (District and School Level)	SY 2018-2019	November 2020
Department of Education - National center for Education Statistics Common Core of Data Public Elementary/ Secondary School Universe Survey Data	SY 2019-2020	March 2021
Department of Education - National Center of Education Statistics Common Core of Data (School Search)	SY 2018-19 School Details and Enrollment Characteristics SY 2019-20 School Directory Information	April 2020 July 2020
Center for Education Policy Analysis: Stanford Education Data Archive (SEDA)	SY 2008-2009 through SY 2017-2018	February 2021

\* Public Education is Compiled using 60% Academic Performance, 20% School Climate, and 20% Service Offering.

### Licensure Portability

2019 2021



Accounting



Cosmetology



EMS



Engineering



Law



Nursing



Physical Therapy



Psychology



Teaching



Other Professions



Data Source	Most Recent Survey Time Period Utilized	Date Last Updated
State Laws, State Executive Orders, State Bar and Supreme Court Rules (Licensure)	Through Dec. 2021	Dec. 31, 2021

### Areas Requiring Additional Support

#### Public Education

Student to Counselor



Student to Teacher



PreK



#### Licensure Language

#### Profession

Substantial equivalency Issue license



Accounting,  
Cosmetology,  
Engineering,  
Physical  
Therapy,  
Psychology,  
Teaching

# Support of Military Families - 2021

## Grissom Air Reserve Base, Indiana

### Education and Licensure Assessment Narrative

#### Public Education:

(This assessment is a comparative analysis using colors to graphically display results for all criteria and categories. The colors are assigned using percentiles, divided into thirds, to provide information about a location's relative position compared to all other Department of the Air Force installations assessed)

- Grissom Air Reserve Base, Indiana received an overall green rating for public education as it fell within the top 33 percent of all Air Force installations assessed

- The areas with the lowest relative ranking which require additional state/community support include Student to Counselor Ratio, Student to Teacher Ratio, and Pre-school Availability

- Change from 2019: Grissom Air Reserve Base, Indiana's overall education rating did not shift from 2019.

#### Licensure Portability:

- The State of Indiana received an overall yellow assessment for licensure portability indicating the State statutes contain barriers to licensure and certification portability for military spouses. This assessment is driven by substantial equivalence requirements that allow acceptance of another state's license if the requirements for obtaining the license are sufficiently similar to their own State's requirements and precludes acceptance if the requirements are not similar

- Although Indiana has enacted legislation to join the Physical Therapy Compact, as of the time of this assessment, the compact benefits are not yet being provided to military spouses as additional requirements need to be met in order for Indiana to fully receive all of the compact privileges

- No barriers remain for EMS and Nursing due to their inclusion in the National Registry for Emergency Medical Technicians and the Nurse Licensure Compact

- If you have additional information or recently made changes to your State's licensure statutes, you can send the updated information to [SAF.MRR.Workflow@us.af.mil](mailto:SAF.MRR.Workflow@us.af.mil) for consideration and potential changes to the assessment

- Change from 2019: While Indiana showed progress by joining the Nurse Licensure Compact and the Physical Therapy Compact, along with SB0427 improving provisional licensing, their substantial equivalence requirement prevents a change in assessment

#### Additional Notes:

- The education assessment cross references zip codes within the Military Housing Area (MHA) with zip codes of schools in the surrounding districts. Those school districts with zip codes that fall within the MHA of an installation are included in the analysis. In some locations, school district composition may have changed slightly due to the use of updated District IDs obtained from the Department of Education

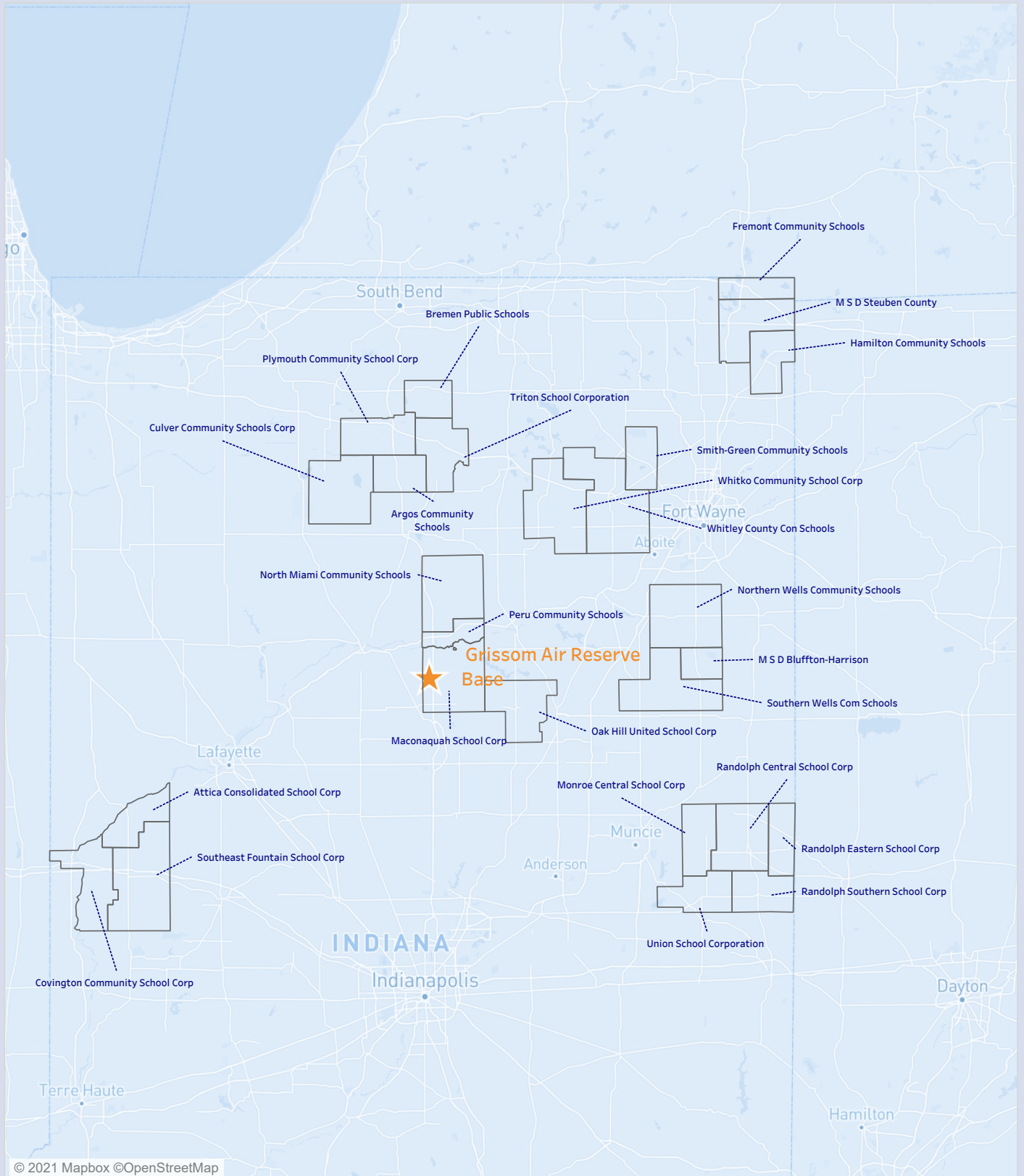
- Graduation rates reflect a 4-year graduation, which was determined to be the expectation of Airmen, Guardians, and their families due to frequency of relocation

- The licensure assessment uses a checklist of licensure rules that states should have, and that they should avoid. For example, having a compact or temporary licensing rule and NOT having supervisory requirements are checklist items that lead to green. The Department of the Air Force reviewed state policies and programs intended to eliminate barriers to license portability for military spouses that were in effect as of 31 Dec. 2021

For additional information on Education and Licensure assessment criteria, methodology and data sources, please see the Support of Military Families Background Information provided at [www.af.mil](http://www.af.mil) under the Support to Families banner. All questions and feedback should be directed to [SAF.MRR.Workflow@us.af.mil](mailto:SAF.MRR.Workflow@us.af.mil).

# Grissom Air Reserve Base, Indiana

## School Districts Map

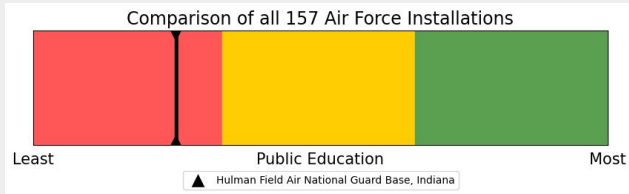


# Support of Military Families - 2021

## Hulman Field Air National Guard Base, Indiana

### Public Education\*

2019 2021



KEY: ■ < 33.3% ≤ ■ < 66.6% ≤ ■ (Percentile):

### Academic Performance Criteria

2019 2021



Graduation Rate ■ ■

Student Learning Rate ■ ■

### School Climate Criteria



Chronic Absenteeism Rate ■ ■

Suspension Rate ■ ■

### Service Offering Criteria



Pre-Kindergarten Availability ■ ■

Student to Counselor Ratio ■ ■

Student to Mental Health Support Ratio ■ ■

Student to Nurse Ratio ■ ■

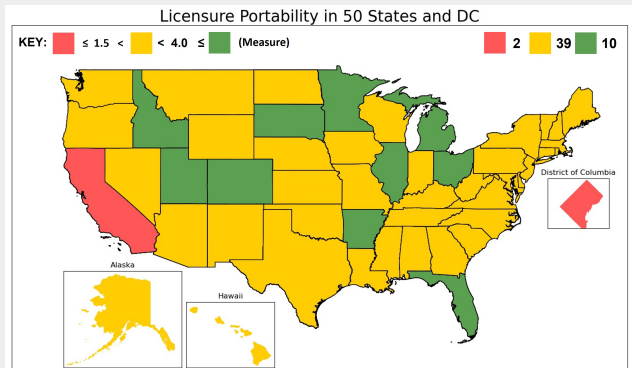
Student to Teacher Ratio ■ ■

Data Source	Most Recent Survey Time Period Utilized	Date Last Updated
Department of Education - Civil Rights Data Collection District and School Data	SY 2017-2018	October 2020
Department of Education - ED Facts Graduation Rates (District and School Level)	SY 2018-2019	November 2020
Department of Education - National center for Education Statistics Common Core of Data Public Elementary/ Secondary School Universe Survey Data	SY 2019-2020	March 2021
Department of Education - National Center of Education Statistics Common Core of Data (School Search)	SY 2018-19 School Details and Enrollment Characteristics SY 2019-20 School Directory Information	April 2020 July 2020
Center for Education Policy Analysis: Stanford Education Data Archive (SEDA)	SY 2008-2009 through SY 2017-2018	February 2021

\* Public Education is Compiled using 60% Academic Performance, 20% School Climate, and 20% Service Offering.

### Licensure Portability

2019 2021



Accounting ■ ■

Cosmetology ■ ■

EMS ■ ■

Engineering ■ ■

Law ■ ■

Nursing ■ ■

Physical Therapy ■ ■

Psychology ■ ■

Teaching ■ ■

Other Professions ■ ■

Data Source	Most Recent Survey Time Period Utilized	Date Last Updated
State Laws, State Executive Orders, State Bar and Supreme Court Rules (Licensure)	Through Dec. 2021	Dec. 31, 2021

### Areas Requiring Additional Support

#### Public Education

PreK ■

Mental Health Support ■

Growth Measure ■

#### Licensure Language

Substantial equivalency Issue license ■

#### Profession

Accounting, Cosmetology, Engineering, Physical Therapy, Psychology, Teaching

# Support of Military Families - 2021

## Hulman Field Air National Guard Base, Indiana

### Education and Licensure Assessment Narrative

#### Public Education:

(This assessment is a comparative analysis using colors to graphically display results for all criteria and categories. The colors are assigned using percentiles, divided into thirds, to provide information about a location's relative position compared to all other Department of the Air Force installations assessed)

- Hulman Field Air National Guard Base, Indiana received an overall red rating for public education as it fell within the bottom 33 percent of all Air Force installations assessed
- The areas with the lowest relative ranking which require additional state/community support include Pre-school Availability, Student to Mental Health Professional Ratio, and Growth Measure
- Change from 2019: Hulman Field Air National Guard Base, Indiana's overall education rating did not shift from 2019.

#### Licensure Portability:

- The State of Indiana received an overall yellow assessment for licensure portability indicating the State statutes contain barriers to licensure and certification portability for military spouses. This assessment is driven by substantial equivalence requirements that allow acceptance of another state's license if the requirements for obtaining the license are sufficiently similar to their own State's requirements and precludes acceptance if the requirements are not similar
- Although Indiana has enacted legislation to join the Physical Therapy Compact, as of the time of this assessment, the compact benefits are not yet being provided to military spouses as additional requirements need to be met in order for Indiana to fully receive all of the compact privileges
- No barriers remain for EMS and Nursing due to their inclusion in the National Registry for Emergency Medical Technicians and the Nurse Licensure Compact
- If you have additional information or recently made changes to your State's licensure statutes, you can send the updated information to [SAF.MRR.Workflow@us.af.mil](mailto:SAF.MRR.Workflow@us.af.mil) for consideration and potential changes to the assessment
- Change from 2019: While Indiana showed progress by joining the Nurse Licensure Compact and the Physical Therapy Compact, along with SB0427 improving provisional licensing, their substantial equivalence requirement prevents a change in assessment

#### Additional Notes:

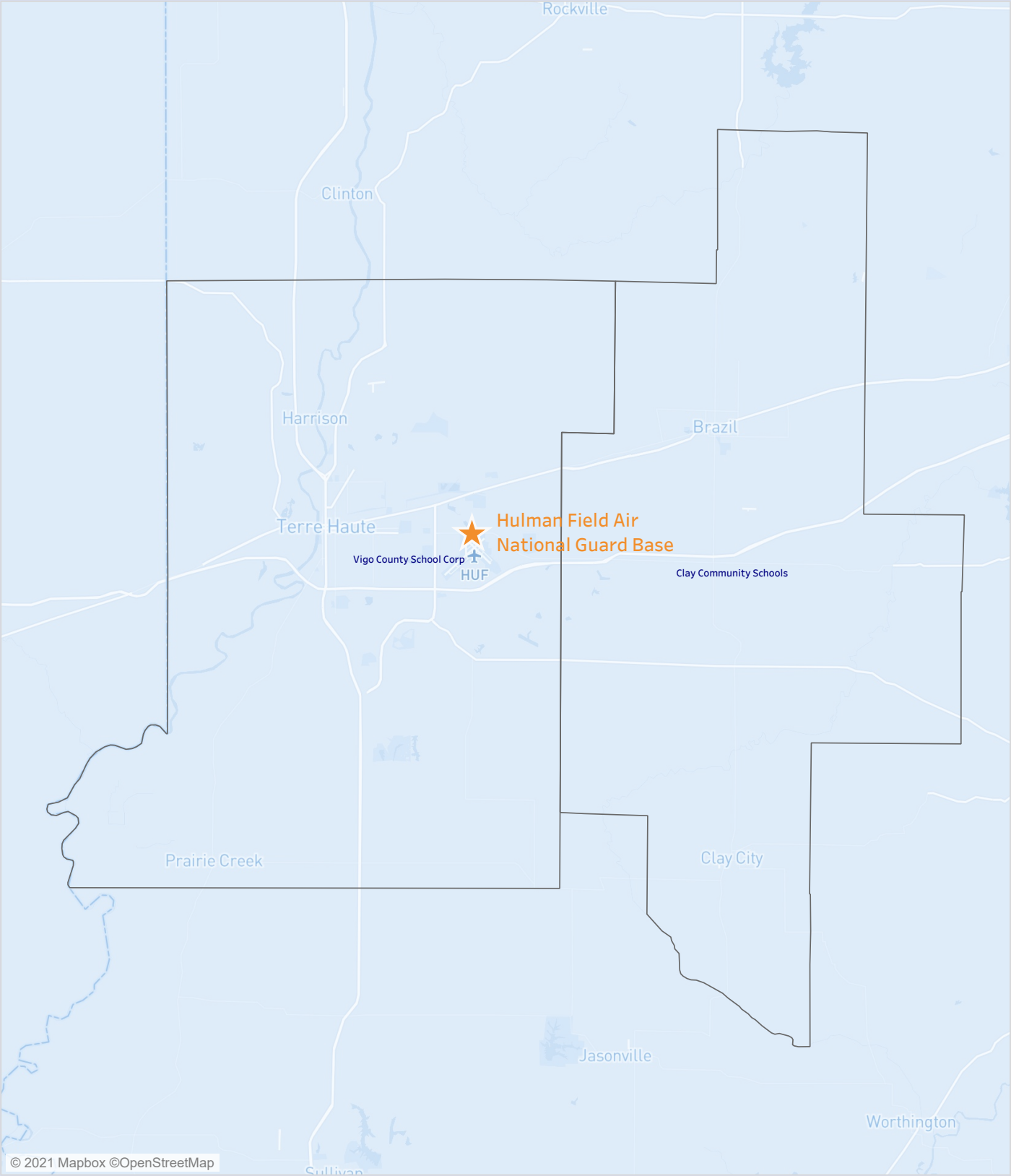
- The education assessment cross references zip codes within the Military Housing Area (MHA) with zip codes of schools in the surrounding districts. Those school districts with zip codes that fall within the MHA of an installation are included in the analysis. In some locations, school district composition may have changed slightly due to the use of updated District IDs obtained from the Department of Education
- Graduation rates reflect a 4-year graduation, which was determined to be the expectation of Airmen, Guardians, and their families due to frequency of relocation
- The licensure assessment uses a checklist of licensure rules that states should have, and that they should avoid. For example, having a compact or temporary licensing rule and NOT having supervisory requirements are checklist items that lead to green. The Department of the Air Force reviewed state policies and programs intended to eliminate barriers to license portability for military spouses that were in effect as of 31 Dec. 2021

For additional information on Education and Licensure assessment criteria, methodology and data sources, please see the Support of Military Families Background Information provided at [www.af.mil](http://www.af.mil) under the Support to Families banner. All questions and feedback should be directed to [SAF.MRR.Workflow@us.af.mil](mailto:SAF.MRR.Workflow@us.af.mil).



# Hulman Field Air National Guard Base, Indiana

## School Districts Map

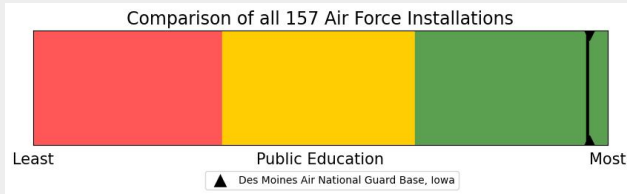


# Support of Military Families - 2021

## Des Moines Air National Guard Base, Iowa

### Public Education\*

2019 2021



KEY: ■ < 33.3% ≤ ■ < 66.6% ≤ ■ (Percentile):

### Academic Performance Criteria

2019 2021



Graduation Rate



Student Learning Rate



### School Climate Criteria



Chronic Absenteeism Rate



Suspension Rate



### Service Offering Criteria



Pre-Kindergarten Availability



Student to Counselor Ratio



Student to Mental Health Support Ratio



Student to Nurse Ratio



Student to Teacher Ratio



Data Source	Most Recent Survey Time Period Utilized	Date Last Updated
Department of Education - Civil Rights Data Collection District and School Data	SY 2017-2018	October 2020
Department of Education - EDFacts Graduation Rates (District and School Level)	SY 2018-2019	November 2020
Department of Education - National center for Education Statistics Common Core of Data Public Elementary/ Secondary School Universe Survey Data	SY 2019-2020	March 2021
Department of Education - National Center of Education Statistics Common Core of Data (School Search)	SY 2018-19 School Details and Enrollment Characteristics	April 2020
	SY 2019-20 School Directory Information	July 2020
Center for Education Policy Analysis: Stanford Education Data Archive (SEDA)	SY 2008-2009 through SY 2017-2018	February 2021

\* Public Education is Compiled using 60% Academic Performance, 20% School Climate, and 20% Service Offering.

### Licensure Portability

2019 2021



Accounting



Cosmetology



EMS



Engineering



Law



Nursing



Physical Therapy



Psychology



Teaching



Other Professions



Data Source	Most Recent Survey Time Period Utilized	Date Last Updated
State Laws, State Executive Orders, State Bar and Supreme Court Rules (Licensure)	Through Dec. 2021	Dec. 31, 2021

### Areas Requiring Additional Support

#### Public Education

Mental Health Support



Student to Teacher



Student to Counselor



Licensure Language

Profession

No MS rule

Law



# Support of Military Families - 2021

## Des Moines Air National Guard Base, Iowa

### Education and Licensure Assessment Narrative

#### **Public Education:**

(This assessment is a comparative analysis using colors to graphically display results for all criteria and categories. The colors are assigned using percentiles, divided into thirds, to provide information about a location's relative position compared to all other Department of the Air Force installations assessed)

- Des Moines Air National Guard Base, Iowa received an overall green rating for public education as it fell within the top 33 percent of all Air Force installations assessed
- The areas with the lowest relative ranking which require additional state/community support include Student to Mental Health Professional Ratio, Student to Teacher Ratio, and Student to Counselor Ratio
- Change from 2019: Des Moines Air National Guard Base, Iowa's overall education rating did not shift from 2019.

#### **Licensure Portability:**

- The State of Iowa received an overall yellow assessment for licensure portability indicating State statutes contain barriers to licensure and certification portability for military spouses. This assessment is driven by the requirement that an applicant be licensed or certified by another state for at least one year prior to license transfer
- Significant barriers remain for Law given the absence of military spouse specific statutes
- However, there are no barriers for Physical Therapy and Nursing due to their inclusion in compacts
- If you have additional information or recently made changes to your State's licensure statutes, you can send the updated information to [SAF.MRR.Workflow@us.af.mil](mailto:SAF.MRR.Workflow@us.af.mil) for consideration and potential changes to the assessment.
- Change from 2019: Despite HB2627 removing the substantial equivalence requirements, the need for military spouses to have been licensed or certified in another state for one year prevents any change from the previous assessment

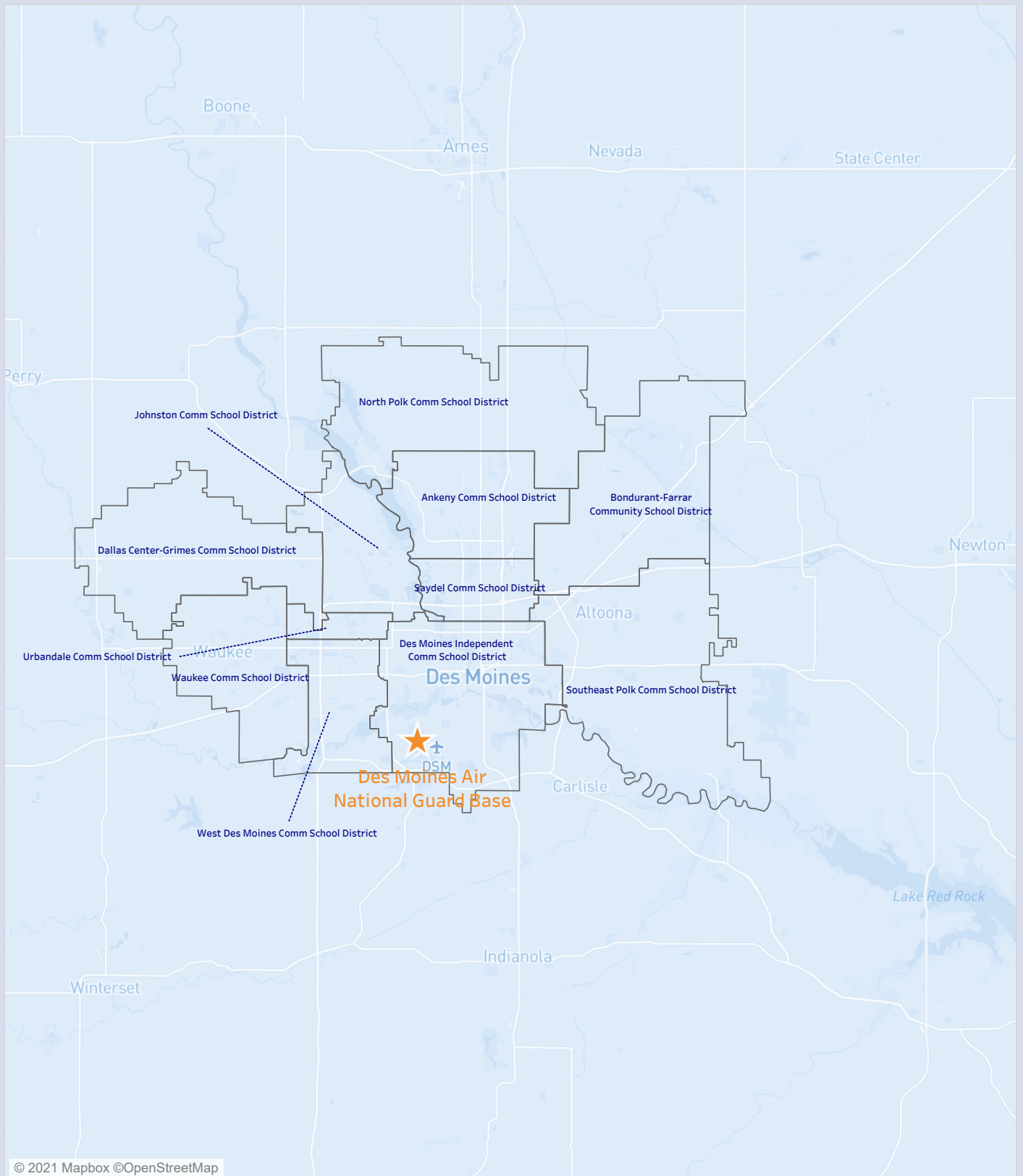
#### **Additional Notes:**

- The education assessment cross references zip codes within the Military Housing Area (MHA) with zip codes of schools in the surrounding districts. Those school districts with zip codes that fall within the MHA of an installation are included in the analysis. In some locations, school district composition may have changed slightly due to the use of updated District IDs obtained from the Department of Education
- Graduation rates reflect a 4-year graduation, which was determined to be the expectation of Airmen, Guardians, and their families due to frequency of relocation
- The licensure assessment uses a checklist of licensure rules that states should have, and that they should avoid. For example, having a compact or temporary licensing rule and NOT having supervisory requirements are checklist items that lead to green. The Department of the Air Force reviewed state policies and programs intended to eliminate barriers to license portability for military spouses that were in effect as of 31 Dec. 2021

For additional information on Education and Licensure assessment criteria, methodology and data sources, please see the Support of Military Families Background Information provided at [www.af.mil](http://www.af.mil) under the Support to Families banner. All questions and feedback should be directed to [SAF.MRR.Workflow@us.af.mil](mailto:SAF.MRR.Workflow@us.af.mil).

# Des Moines Air National Guard Base, Iowa

## School Districts Map




# Support of Military Families - 2021

## Sioux Gateway Airport Brigadier General Bud Day Field, Iowa

### Public Education\*

2019 2021



KEY: ■ < 33.3% ≤ ■ < 66.6% ≤ ■ (Percentile):

### Academic Performance Criteria

2019 2021



Graduation Rate



Student Learning Rate



### School Climate Criteria



Chronic Absenteeism Rate



Suspension Rate



### Service Offering Criteria



Pre-Kindergarten Availability



Student to Counselor Ratio



Student to Mental Health Support Ratio



Student to Nurse Ratio



Student to Teacher Ratio



Data Source	Most Recent Survey Time Period Utilized	Date Last Updated
Department of Education - Civil Rights Data Collection District and School Data	SY 2017-2018	October 2020
Department of Education - EDFacts Graduation Rates (District and School Level)	SY 2018-2019	November 2020
Department of Education - National center for Education Statistics Common Core of Data Public Elementary/ Secondary School Universe Survey Data	SY 2019-2020	March 2021
Department of Education - National Center of Education Statistics Common Core of Data (School Search)	SY 2018-19 School Details and Enrollment Characteristics	April 2020
	SY 2019-20 School Directory Information	July 2020
Center for Education Policy Analysis: Stanford Education Data Archive (SEDA)	SY 2008-2009 through SY 2017-2018	February 2021

\* Public Education is Compiled using 60% Academic Performance, 20% School Climate, and 20% Service Offering.

### Licensure Portability

2019 2021



Accounting

2019 2021



Cosmetology



EMS



Engineering



Law



Nursing



Physical Therapy



Psychology



Teaching



Other Professions



Data Source	Most Recent Survey Time Period Utilized	Date Last Updated
State Laws, State Executive Orders, State Bar and Supreme Court Rules (Licensure)	Through Dec. 2021	Dec. 31, 2021

### Areas Requiring Additional Support

#### Public Education

Mental Health Support



Student to Counselor



Student to Nurse



Licensure Language

Profession

No MS rule

Law



# Support of Military Families - 2021

## Sioux Gateway Airport Brigadier General Bud Day Field, Iowa

### Education and Licensure Assessment Narrative

#### Public Education:

(This assessment is a comparative analysis using colors to graphically display results for all criteria and categories. The colors are assigned using percentiles, divided into thirds, to provide information about a location's relative position compared to all other Department of the Air Force installations assessed)

- Sioux Gateway Airport Brigadier General Bud Day Field, Iowa received an overall green rating for public education as it fell within the top 33 percent of all Air Force installations assessed

- The areas with the lowest relative ranking which require additional state/community support include Student to Mental Health Professional Ratio, Student to Counselor Ratio, and Student to Nurse Ratio

- Change from 2019: Sioux Gateway Airport Brigadier General Bud Day Field, Iowa's overall education rating did not shift from 2019.

#### Licensure Portability:

- The State of Iowa received an overall yellow assessment for licensure portability indicating State statutes contain barriers to licensure and certification portability for military spouses. This assessment is driven by the requirement that an applicant be licensed or certified by another state for at least one year prior to license transfer

- Significant barriers remain for Law given the absence of military spouse specific statutes

- However, there are no barriers for Physical Therapy and Nursing due to their inclusion in compacts

- If you have additional information or recently made changes to your State's licensure statutes, you can send the updated information to [SAF.MRR.Workflow@us.af.mil](mailto:SAF.MRR.Workflow@us.af.mil) for consideration and potential changes to the assessment.

- Change from 2019: Despite HB2627 removing the substantial equivalence requirements, the need for military spouses to have been licensed or certified in another state for one year prevents any change from the previous assessment

#### Additional Notes:

- The education assessment cross references zip codes within the Military Housing Area (MHA) with zip codes of schools in the surrounding districts. Those school districts with zip codes that fall within the MHA of an installation are included in the analysis. In some locations, school district composition may have changed slightly due to the use of updated District IDs obtained from the Department of Education

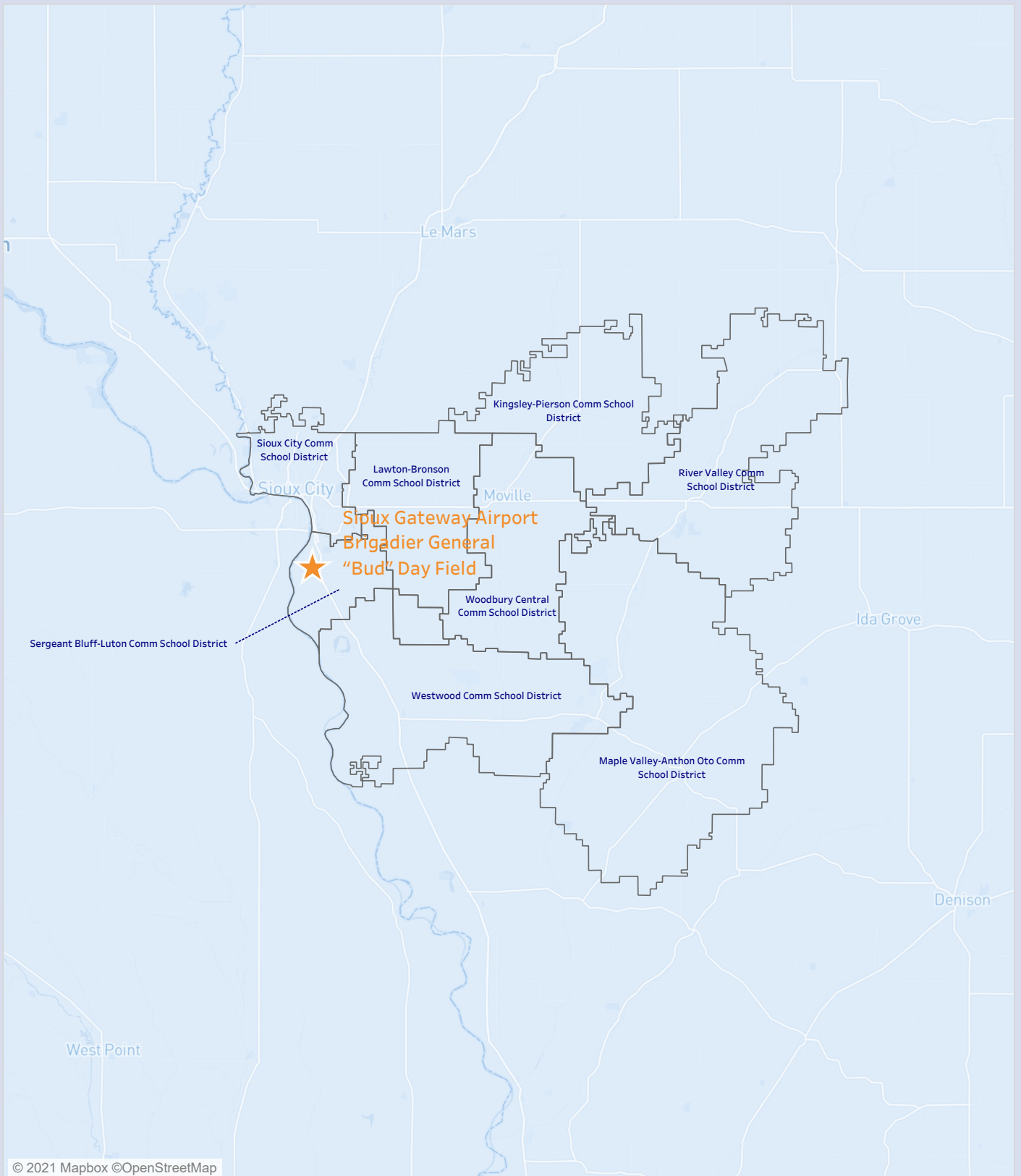
- Graduation rates reflect a 4-year graduation, which was determined to be the expectation of Airmen, Guardians, and their families due to frequency of relocation

- The licensure assessment uses a checklist of licensure rules that states should have, and that they should avoid. For example, having a compact or temporary licensing rule and NOT having supervisory requirements are checklist items that lead to green. The Department of the Air Force reviewed state policies and programs intended to eliminate barriers to license portability for military spouses that were in effect as of 31 Dec. 2021

For additional information on Education and Licensure assessment criteria, methodology and data sources, please see the Support of Military Families Background Information provided at [www.af.mil](http://www.af.mil) under the Support to Families banner. All questions and feedback should be directed to [SAF.MRR.Workflow@us.af.mil](mailto:SAF.MRR.Workflow@us.af.mil).

# Sioux Gateway Airport Brigadier General "Bud" Day Field, Iowa

## School Districts Map

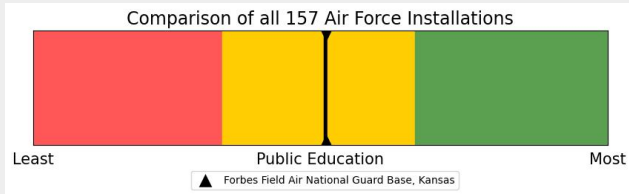


# Support of Military Families - 2021

## Forbes Field Air National Guard Base, Kansas

### Public Education\*

2019 2021



KEY: ■ < 33.3% ≤ ■ < 66.6% ≤ ■ (Percentile):

### Academic Performance Criteria

2019 2021



Graduation Rate



Student Learning Rate



### School Climate Criteria



Chronic Absenteeism Rate



Suspension Rate



### Service Offering Criteria



Pre-Kindergarten Availability



Student to Counselor Ratio



Student to Mental Health Support Ratio



Student to Nurse Ratio



Student to Teacher Ratio

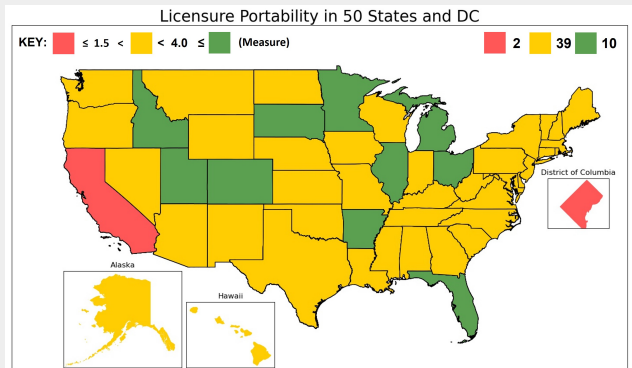


Data Source	Most Recent Survey Time Period Utilized	Date Last Updated
Department of Education - Civil Rights Data Collection District and School Data	SY 2017-2018	October 2020
Department of Education - EDFacts Graduation Rates (District and School Level)	SY 2018-2019	November 2020
Department of Education - National center for Education Statistics Common Core of Data Public Elementary/ Secondary School Universe Survey Data	SY 2019-2020	March 2021
Department of Education - National Center of Education Statistics Common Core of Data (School Search)	SY 2018-19 School Details and Enrollment Characteristics SY 2019-20 School Directory Information	April 2020 July 2020
Center for Education Policy Analysis: Stanford Education Data Archive (SEDA)	SY 2008-2009 through SY 2017-2018	February 2021

\* Public Education is Compiled using 60% Academic Performance, 20% School Climate, and 20% Service Offering.

### Licensure Portability

2019 2021



Accounting



Cosmetology



EMS



Engineering



Law



Nursing



Physical Therapy



Psychology



Teaching



Other Professions



Data Source	Most Recent Survey Time Period Utilized	Date Last Updated
State Laws, State Executive Orders, State Bar and Supreme Court Rules (Licensure)	Through Dec. 2021	Dec. 31, 2021

### Areas Requiring Additional Support

#### Public Education

Graduation Rates



Chronic Absenteeism



Suspension Rate



Licensure Language

Profession

Supervisory Req w/ MS Rule

Law





# Support of Military Families - 2021

## Forbes Field Air National Guard Base, Kansas

### Education and Licensure Assessment Narrative

#### Public Education:

(This assessment is a comparative analysis using colors to graphically display results for all criteria and categories. The colors are assigned using percentiles, divided into thirds, to provide information about a location's relative position compared to all other Department of the Air Force installations assessed)

- Forbes Field Air National Guard Base, Kansas received an overall yellow rating for public education as it fell within the middle 33 percent of all Air Force installations assessed
- The areas with the lowest relative ranking which require additional state/community support include Graduation Rates, Chronic Absenteeism Rate, and Suspension Rate
- Change from 2019: Forbes Field Air National Guard Base, Kansas's overall education rating changed from red to yellow from 2019.

#### Licensure Portability:

- The State of Kansas received an overall yellow assessment for licensure portability indicating the State statutes (primarily K.S.A. 48-3406) contain barriers to licensure and certification portability for military spouses. This assessment is driven by substantial equivalence requirements that allow acceptance of another state's license if the requirements for obtaining the license are sufficiently similar to their own State's requirements and precludes acceptance if the requirements are not similar. Additionally, the state has significant background document requirements
- Although Kansas has enacted legislation to join the Physical Therapy Compact, as of the time of this assessment, the compact benefits are not yet being provided to military spouses as additional requirements need to be met in order for Kansas to fully receive all of the compact privileges
- Significant barriers remain for Law due to the absence of military spouse specific statutes, however, no barriers remain for Nursing due to their inclusion in the Nurse Licensure Compact
- If you have additional information or recently made changes to your State's licensure statutes, you can send the updated information to [SAF.MRR.Workflow@us.af.mil](mailto:SAF.MRR.Workflow@us.af.mil) for consideration and potential changes to the assessment
- Change from 2019: Although Kansas joined the Audiology/Speech-Language Pathology Interstate Compact, there was no change from the 2019 assessment

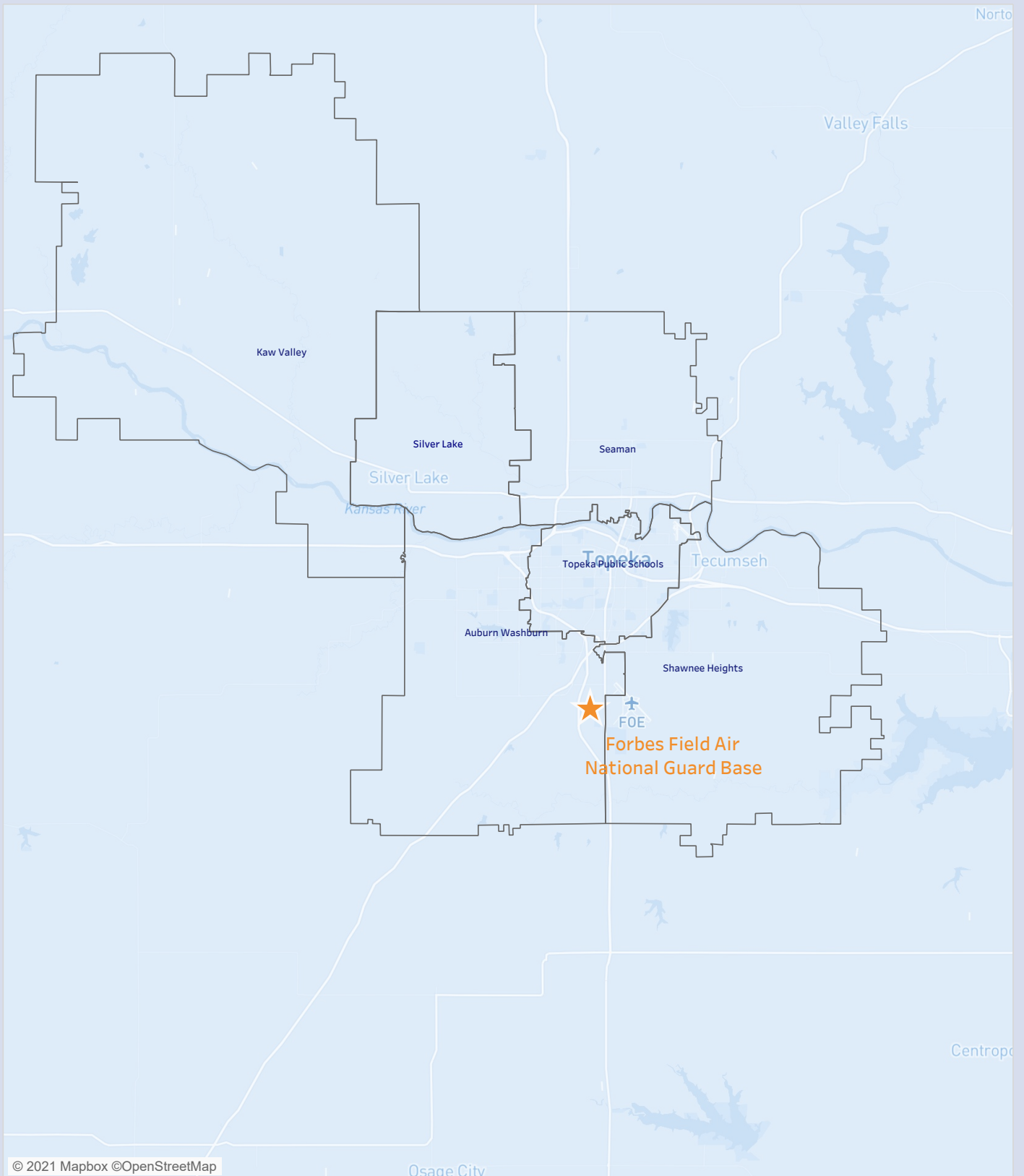
#### Additional Notes:

- The education assessment cross references zip codes within the Military Housing Area (MHA) with zip codes of schools in the surrounding districts. Those school districts with zip codes that fall within the MHA of an installation are included in the analysis. In some locations, school district composition may have changed slightly due to the use of updated District IDs obtained from the Department of Education
- Graduation rates reflect a 4-year graduation, which was determined to be the expectation of Airmen, Guardians, and their families due to frequency of relocation
- The licensure assessment uses a checklist of licensure rules that states should have, and that they should avoid. For example, having a compact or temporary licensing rule and NOT having supervisory requirements are checklist items that lead to green. The Department of the Air Force reviewed state policies and programs intended to eliminate barriers to license portability for military spouses that were in effect as of 31 Dec. 2021

For additional information on Education and Licensure assessment criteria, methodology and data sources, please see the Support of Military Families Background Information provided at [www.af.mil](http://www.af.mil) under the Support to Families banner. All questions and feedback should be directed to [SAF.MRR.Workflow@us.af.mil](mailto:SAF.MRR.Workflow@us.af.mil).

# Forbes Field Air National Guard Base, Kansas

## School Districts Map

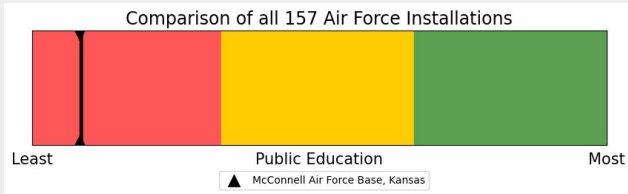


# Support of Military Families - 2021

## McConnell Air Force Base, Kansas

### Public Education\*

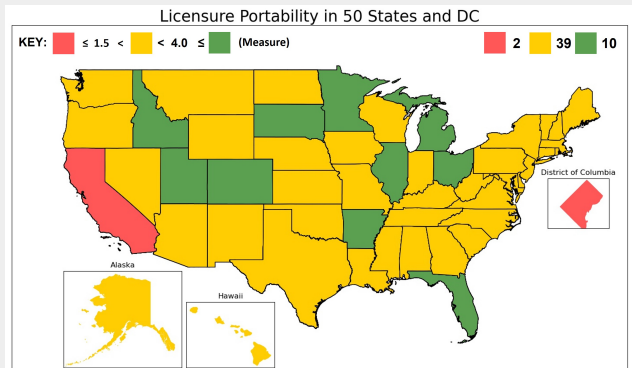
2019 2021



KEY: ■ < 33.3% ■ < 66.6% ■ (Percentile):

### Licensure Portability

2019 2021



### Academic Performance Criteria

2019 2021



Graduation Rate



Student Learning Rate



### School Climate Criteria



Chronic Absenteeism Rate



Suspension Rate



### Service Offering Criteria



Pre-Kindergarten Availability



Student to Counselor Ratio



Student to Mental Health Support Ratio



Student to Nurse Ratio



Student to Teacher Ratio



Data Source	Most Recent Survey Time Period Utilized	Date Last Updated
Department of Education - Civil Rights Data Collection District and School Data	SY 2017-2018	October 2020
Department of Education - EDFacts Graduation Rates (District and School Level)	SY 2018-2019	November 2020
Department of Education - National center for Education Statistics Common Core of Data Public Elementary/ Secondary School Universe Survey Data	SY 2019-2020	March 2021
Department of Education - National Center of Education Statistics Common Core of Data (School Search)	SY 2018-19 School Details and Enrollment Characteristics SY 2019-20 School Directory Information	April 2020 July 2020
Center for Education Policy Analysis: Stanford Education Data Archive (SEDA)	SY 2008-2009 through SY 2017-2018	February 2021

\* Public Education is Compiled using 60% Academic Performance, 20% School Climate, and 20% Service Offering.

Accounting

2019 2021



Cosmetology



EMS



Engineering



Law



Nursing



Physical Therapy



Psychology



Teaching



Other Professions



Data Source	Most Recent Survey Time Period Utilized	Date Last Updated
State Laws, State Executive Orders, State Bar and Supreme Court Rules (Licensure)	Through Dec. 2021	Dec. 31, 2021

### Areas Requiring Additional Support

#### Public Education

PreK



Growth Measure



Suspension Rate



Licensure Language

Profession

Supervisory Req w/ MS Rule

Law



# Support of Military Families - 2021

## McConnell Air Force Base, Kansas

### Education and Licensure Assessment Narrative

#### Public Education:

(This assessment is a comparative analysis using colors to graphically display results for all criteria and categories. The colors are assigned using percentiles, divided into thirds, to provide information about a location's relative position compared to all other Department of the Air Force installations assessed)

- McConnell Air Force Base, Kansas received an overall red rating for public education as it fell within the bottom 33 percent of all Air Force installations assessed

- The areas with the lowest relative ranking which require additional state/community support include Pre-school Availability, Growth Measure, and Suspension Rate

- Change from 2019: McConnell Air Force Base, Kansas's overall education rating did not shift from 2019.

#### Licensure Portability:

- The State of Kansas received an overall yellow assessment for licensure portability indicating the State statutes (primarily K.S.A. 48-3406) contain barriers to licensure and certification portability for military spouses. This assessment is driven by substantial equivalence requirements that allow acceptance of another state's license if the requirements for obtaining the license are sufficiently similar to their own State's requirements and precludes acceptance if the requirements are not similar. Additionally, the state has significant background document requirements

- Although Kansas has enacted legislation to join the Physical Therapy Compact, as of the time of this assessment, the compact benefits are not yet being provided to military spouses as additional requirements need to be met in order for Kansas to fully receive all of the compact privileges

- Significant barriers remain for Law due to the absence of military spouse specific statutes, however, no barriers remain for Nursing due to their inclusion in the Nurse Licensure Compact

- If you have additional information or recently made changes to your State's licensure statutes, you can send the updated information to [SAF.MRR.Workflow@us.af.mil](mailto:SAF.MRR.Workflow@us.af.mil) for consideration and potential changes to the assessment

- Change from 2019: Although Kansas joined the Audiology/Speech-Language Pathology Interstate Compact, there was no change from the 2019 assessment

#### Additional Notes:

- The education assessment cross references zip codes within the Military Housing Area (MHA) with zip codes of schools in the surrounding districts. Those school districts with zip codes that fall within the MHA of an installation are included in the analysis. In some locations, school district composition may have changed slightly due to the use of updated District IDs obtained from the Department of Education

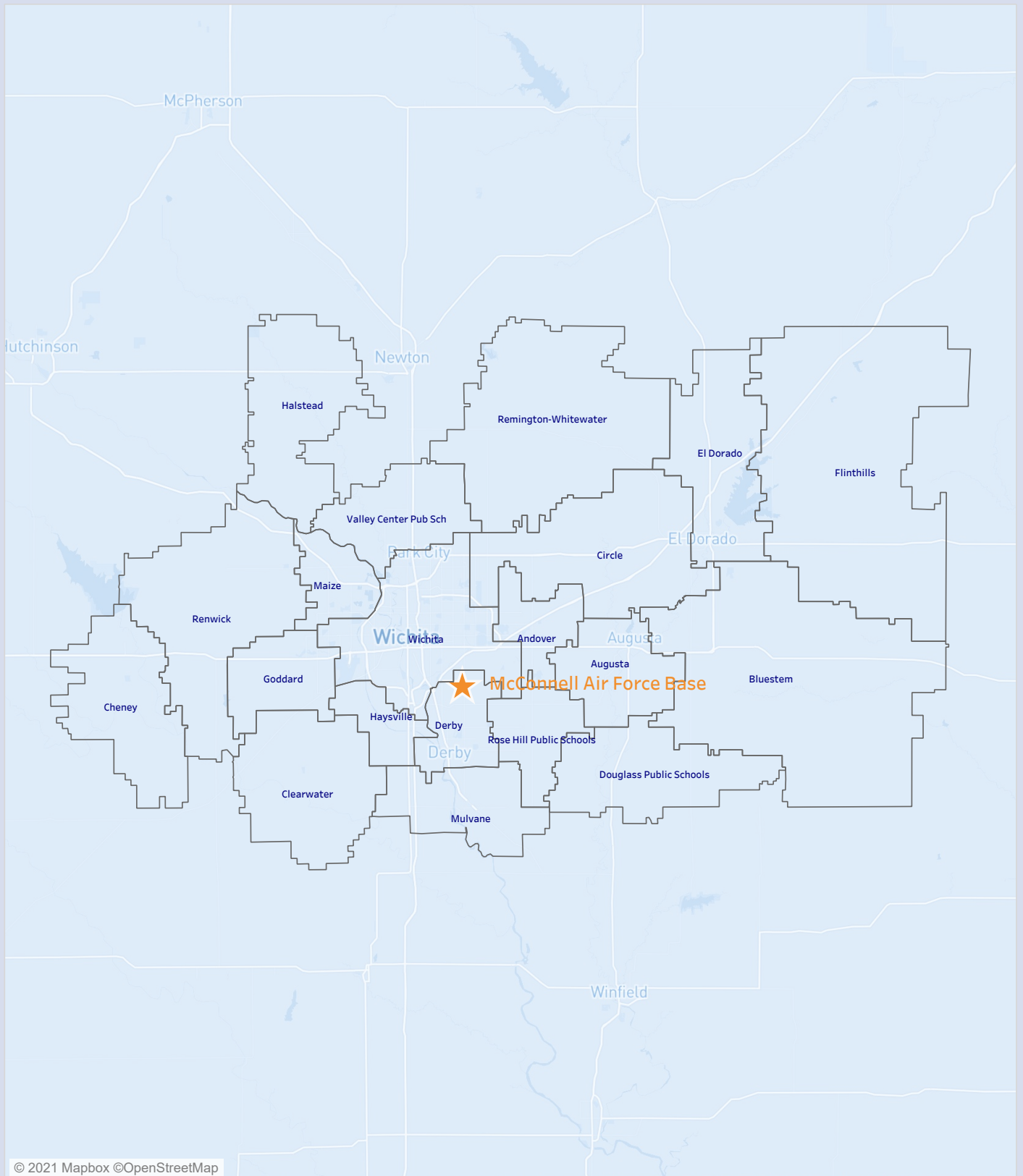
- Graduation rates reflect a 4-year graduation, which was determined to be the expectation of Airmen, Guardians, and their families due to frequency of relocation

- The licensure assessment uses a checklist of licensure rules that states should have, and that they should avoid. For example, having a compact or temporary licensing rule and NOT having supervisory requirements are checklist items that lead to green. The Department of the Air Force reviewed state policies and programs intended to eliminate barriers to license portability for military spouses that were in effect as of 31 Dec. 2021

For additional information on Education and Licensure assessment criteria, methodology and data sources, please see the Support of Military Families Background Information provided at [www.af.mil](http://www.af.mil) under the Support to Families banner. All questions and feedback should be directed to [SAF.MRR.Workflow@us.af.mil](mailto:SAF.MRR.Workflow@us.af.mil).

# McConnell Air Force Base, Kansas

## School Districts Map




# Support of Military Families - 2021

## Louisville Air National Guard Base, Kentucky

### Public Education\*

2019 2021



KEY: ■ < 33.3% ≤ ■ < 66.6% ≤ ■ (Percentile):

### Academic Performance Criteria

2019 2021



Graduation Rate



Student Learning Rate



### School Climate Criteria



Chronic Absenteeism Rate



Suspension Rate



### Service Offering Criteria



Pre-Kindergarten Availability



Student to Counselor Ratio



Student to Mental Health Support Ratio



Student to Nurse Ratio



Student to Teacher Ratio



Data Source	Most Recent Survey Time Period Utilized	Date Last Updated
Department of Education - Civil Rights Data Collection District and School Data	SY 2017-2018	October 2020
Department of Education - EDFacts Graduation Rates (District and School Level)	SY 2018-2019	November 2020
Department of Education - National center for Education Statistics Common Core of Data Public Elementary/ Secondary School Universe Survey Data	SY 2019-2020	March 2021
Department of Education - National Center of Education Statistics Common Core of Data (School Search)	SY 2018-19 School Details and Enrollment Characteristics SY 2019-20 School Directory Information	April 2020 July 2020
Center for Education Policy Analysis: Stanford Education Data Archive (SEDA)	SY 2008-2009 through SY 2017-2018	February 2021

\* Public Education is Compiled using 60% Academic Performance, 20% School Climate, and 20% Service Offering.

### Licensure Portability

2019 2021



Accounting



Cosmetology



EMS



Engineering



Law



Nursing



Physical Therapy



Psychology



Teaching



Other Professions



Data Source	Most Recent Survey Time Period Utilized	Date Last Updated
State Laws, State Executive Orders, State Bar and Supreme Court Rules (Licensure)	Through Dec. 2021	Dec. 31, 2021

### Areas Requiring Additional Support

#### Public Education

Suspension Rate



Student to Nurse



Chronic Absenteeism



#### Licensure Language

#### Profession

Substantial equivalency  
Temporary license

Accounting,  
Cosmetology,  
Engineering,  
EMS,  
Psychology,  
Teaching



# Support of Military Families - 2021

## Louisville Air National Guard Base, Kentucky

### Education and Licensure Assessment Narrative

#### Public Education:

(This assessment is a comparative analysis using colors to graphically display results for all criteria and categories. The colors are assigned using percentiles, divided into thirds, to provide information about a location's relative position compared to all other Department of the Air Force installations assessed)

- Louisville Air National Guard Base, Kentucky received an overall red rating for public education as it fell within the bottom 33 percent of all Air Force installations assessed

- The areas with the lowest relative ranking which require additional state/community support include Suspension Rate, Student to Nurse Ratio, and Chronic Absenteeism Rate

- Change from 2019: Louisville Air National Guard Base, Kentucky's overall education rating changed from yellow to red from 2019.

#### Licensure Portability:

- The State of Kentucky received an overall yellow assessment for licensure portability indicating the State statutes (primarily KRS § 12.245) contain barriers to licensure and certification portability for military spouses. This assessment is driven by substantial equivalence requirements that allow acceptance of another state's license if the requirements for obtaining the license are sufficiently similar to their own State's requirements and precludes acceptance if the requirements are not similar. Even though the onus is on the occupational board to prove equivalency, the substantial equivalence requirement still stands, and documentation must be provided by the applicant

- No barriers remain for Law, Nursing and Physical Therapy due to their favorable military spouse legislation for lawyers (temporary license available for military spouses and no supervisory requirements) and their inclusion in the NLC Compact and PT Compact

- If you have additional information or recently made changes to your State's licensure statutes, you can send the updated information to [SAF.MRR.Workflow@us.af.mil](mailto:SAF.MRR.Workflow@us.af.mil) for consideration and potential changes to the assessment.

- Change from 2019: Despite joining the Psychology Interjurisdictional Compact and the Audiology/Speech-Language Pathology Interstate Compact, there were no changes to the state's statute and no change from the 2019 assessment

#### Additional Notes:

- The education assessment cross references zip codes within the Military Housing Area (MHA) with zip codes of schools in the surrounding districts. Those school districts with zip codes that fall within the MHA of an installation are included in the analysis. In some locations, school district composition may have changed slightly due to the use of updated District IDs obtained from the Department of Education

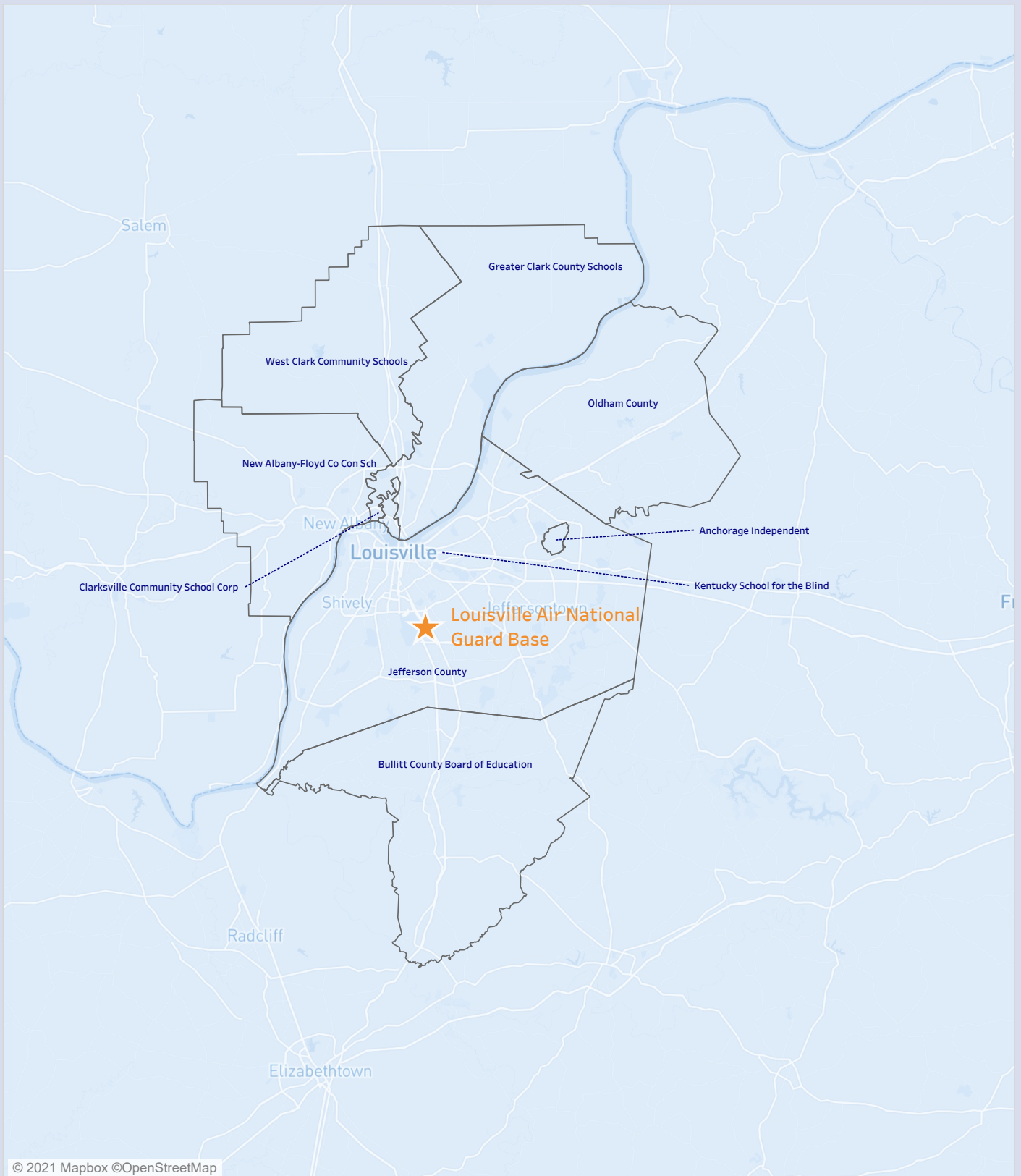
- Graduation rates reflect a 4-year graduation, which was determined to be the expectation of Airmen, Guardians, and their families due to frequency of relocation

- The licensure assessment uses a checklist of licensure rules that states should have, and that they should avoid. For example, having a compact or temporary licensing rule and NOT having supervisory requirements are checklist items that lead to green. The Department of the Air Force reviewed state policies and programs intended to eliminate barriers to license portability for military spouses that were in effect as of 31 Dec. 2021

For additional information on Education and Licensure assessment criteria, methodology and data sources, please see the Support of Military Families Background Information provided at [www.af.mil](http://www.af.mil) under the Support to Families banner. All questions and feedback should be directed to [SAF.MRR.Workflow@us.af.mil](mailto:SAF.MRR.Workflow@us.af.mil).

# Louisville Air National Guard Base, Kentucky

## School Districts Map



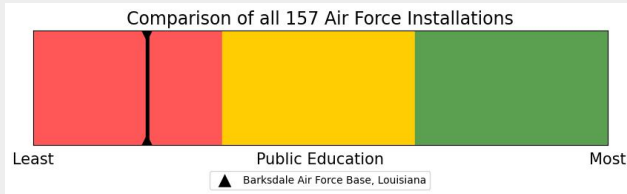


# Support of Military Families - 2021

## Barksdale Air Force Base, Louisiana

### Public Education\*

2019 2021



KEY: ■ < 33.3% ≤ ■ < 66.6% ≤ ■ (Percentile):

### Academic Performance Criteria

2019 2021



Graduation Rate



Student Learning Rate



### School Climate Criteria



Chronic Absenteeism Rate



Suspension Rate



### Service Offering Criteria



Pre-Kindergarten Availability



Student to Counselor Ratio



Student to Mental Health Support Ratio



Student to Nurse Ratio



Student to Teacher Ratio



Data Source	Most Recent Survey Time Period Utilized	Date Last Updated
Department of Education - Civil Rights Data Collection District and School Data	SY 2017-2018	October 2020
Department of Education - EDFacts Graduation Rates (District and School Level)	SY 2018-2019	November 2020
Department of Education - National center for Education Statistics Common Core of Data Public Elementary/ Secondary School Universe Survey Data	SY 2019-2020	March 2021
Department of Education - National Center of Education Statistics Common Core of Data (School Search)	SY 2018-19 School Details and Enrollment Characteristics	April 2020
	SY 2019-20 School Directory Information	July 2020
Center for Education Policy Analysis: Stanford Education Data Archive (SEDA)	SY 2008-2009 through SY 2017-2018	February 2021

\* Public Education is Compiled using 60% Academic Performance, 20% School Climate, and 20% Service Offering.

### Licensure Portability

2019 2021



Accounting

2019 2021



Cosmetology



EMS



Engineering



Law



Nursing



Physical Therapy



Psychology



Teaching



Other Professions



Data Source	Most Recent Survey Time Period Utilized	Date Last Updated
State Laws, State Executive Orders, State Bar and Supreme Court Rules (Licensure)	Through Dec. 2021	Dec. 31, 2021

### Areas Requiring Additional Support

#### Public Education

Graduation Rates



Suspension Rate



Mental Health Support



Licensure Language

Profession

No MS rule

Law



# Support of Military Families - 2021

## Barksdale Air Force Base, Louisiana

### Education and Licensure Assessment Narrative

#### Public Education:

(This assessment is a comparative analysis using colors to graphically display results for all criteria and categories. The colors are assigned using percentiles, divided into thirds, to provide information about a location's relative position compared to all other Department of the Air Force installations assessed)

- Barksdale Air Force Base, Louisiana received an overall red rating for public education as it fell within the bottom 33 percent of all Air Force installations assessed

- The areas with the lowest relative ranking which require additional state/community support include Graduation Rates, Suspension Rate, and Student to Mental Health Professional Ratio

- Change from 2019: Barksdale Air Force Base, Louisiana's overall education rating did not shift from 2019.

#### Licensure Portability:

- The State of Louisiana received an overall yellow rating for licensure portability indicating the State statutes (primarily HB 613) contain barriers to licensure and certification portability for military spouses. This assessment is driven by the requirement that an applicant be licensed or certified by another state for at least one year

- No barriers remain for EMS, Nursing and Physical Therapy due to their participation in the National EMT Registry, NLC Compact, and PT Compact respectively

- If you have additional information or recently made changes to your State's licensure statutes, you can send the updated information to [SAF.MRR.Workflow@us.af.mil](mailto:SAF.MRR.Workflow@us.af.mil) for consideration and potential changes to the assessment.

- Change from 2019: While Louisiana removed the requirement for substantial equivalence, a change in assessment was not reflected due to the requirement that an applicant be licensed or certified by another state for at least one year

#### Additional Notes:

- The education assessment cross references zip codes within the Military Housing Area (MHA) with zip codes of schools in the surrounding districts. Those school districts with zip codes that fall within the MHA of an installation are included in the analysis. In some locations, school district composition may have changed slightly due to the use of updated District IDs obtained from the Department of Education

- Graduation rates reflect a 4-year graduation, which was determined to be the expectation of Airmen, Guardians, and their families due to frequency of relocation

- The licensure assessment uses a checklist of licensure rules that states should have, and that they should avoid. For example, having a compact or temporary licensing rule and NOT having supervisory requirements are checklist items that lead to green. The Department of the Air Force reviewed state policies and programs intended to eliminate barriers to license portability for military spouses that were in effect as of 31 Dec. 2021

For additional information on Education and Licensure assessment criteria, methodology and data sources, please see the Support of Military Families Background Information provided at [www.af.mil](http://www.af.mil) under the Support to Families banner. All questions and feedback should be directed to [SAF.MRR.Workflow@us.af.mil](mailto:SAF.MRR.Workflow@us.af.mil).

# Barksdale Air Force Base, Louisiana

## School Districts Map




# Support of Military Families - 2021

## NAS Joint Reserve Base New Orleans, Louisiana

### Public Education\*

2019 2021



KEY: ■ < 33.3% ≤ ■ < 66.6% ≤ ■ (Percentile):

### Academic Performance Criteria

2019 2021



Graduation Rate



Student Learning Rate



### School Climate Criteria



Chronic Absenteeism Rate



Suspension Rate



### Service Offering Criteria



Pre-Kindergarten Availability



Student to Counselor Ratio



Student to Mental Health Support Ratio



Student to Nurse Ratio



Student to Teacher Ratio



Data Source	Most Recent Survey Time Period Utilized	Date Last Updated
Department of Education - Civil Rights Data Collection District and School Data	SY 2017-2018	October 2020
Department of Education - EDFacts Graduation Rates (District and School Level)	SY 2018-2019	November 2020
Department of Education - National center for Education Statistics Common Core of Data Public Elementary/ Secondary School Universe Survey Data	SY 2019-2020	March 2021
Department of Education - National Center of Education Statistics Common Core of Data (School Search)	SY 2018-19 School Details and Enrollment Characteristics	April 2020
	SY 2019-20 School Directory Information	July 2020
Center for Education Policy Analysis: Stanford Education Data Archive (SEDA)	SY 2008-2009 through SY 2017-2018	February 2021

\* Public Education is Compiled using 60% Academic Performance, 20% School Climate, and 20% Service Offering.

### Licensure Portability

2019 2021



Accounting



Cosmetology



EMS



Engineering



Law



Nursing



Physical Therapy



Psychology



Teaching



Other Professions



Data Source	Most Recent Survey Time Period Utilized	Date Last Updated
State Laws, State Executive Orders, State Bar and Supreme Court Rules (Licensure)	Through Dec. 2021	Dec. 31, 2021

### Areas Requiring Additional Support

#### Public Education

Graduation Rates



Suspension Rate



Student to Counselor



Licensure Language

Profession

No MS rule

Law



# Support of Military Families - 2021

## NAS Joint Reserve Base New Orleans, Louisiana

### Education and Licensure Assessment Narrative

#### Public Education:

(This assessment is a comparative analysis using colors to graphically display results for all criteria and categories. The colors are assigned using percentiles, divided into thirds, to provide information about a location's relative position compared to all other Department of the Air Force installations assessed)

- NAS Joint Reserve Base New Orleans, Louisiana received an overall red rating for public education as it fell within the bottom 33 percent of all Air Force installations assessed
- The areas with the lowest relative ranking which require additional state/community support include Graduation Rates, Suspension Rate, and Student to Counselor Ratio
- Change from 2019: NAS Joint Reserve Base New Orleans, Louisiana's overall education rating did not shift from 2019.

#### Licensure Portability:

- The State of Louisiana received an overall yellow rating for licensure portability indicating the State statutes (primarily HB 613) contain barriers to licensure and certification portability for military spouses. This assessment is driven by the requirement that an applicant be licensed or certified by another state for at least one year
- No barriers remain for EMS, Nursing and Physical Therapy due to their participation in the National EMT Registry, NLC Compact, and PT Compact respectively
- If you have additional information or recently made changes to your State's licensure statutes, you can send the updated information to [SAF.MRR.Workflow@us.af.mil](mailto:SAF.MRR.Workflow@us.af.mil) for consideration and potential changes to the assessment.
- Change from 2019: While Louisiana removed the requirement for substantial equivalence, a change in assessment was not reflected due to the requirement that an applicant be licensed or certified by another state for at least one year

#### Additional Notes:

- The education assessment cross references zip codes within the Military Housing Area (MHA) with zip codes of schools in the surrounding districts. Those school districts with zip codes that fall within the MHA of an installation are included in the analysis. In some locations, school district composition may have changed slightly due to the use of updated District IDs obtained from the Department of Education
- Graduation rates reflect a 4-year graduation, which was determined to be the expectation of Airmen, Guardians, and their families due to frequency of relocation
- The licensure assessment uses a checklist of licensure rules that states should have, and that they should avoid. For example, having a compact or temporary licensing rule and NOT having supervisory requirements are checklist items that lead to green. The Department of the Air Force reviewed state policies and programs intended to eliminate barriers to license portability for military spouses that were in effect as of 31 Dec. 2021

For additional information on Education and Licensure assessment criteria, methodology and data sources, please see the Support of Military Families Background Information provided at [www.af.mil](http://www.af.mil) under the Support to Families banner. All questions and feedback should be directed to [SAF.MRR.Workflow@us.af.mil](mailto:SAF.MRR.Workflow@us.af.mil).

# NAS Joint Reserve Base New Orleans, Louisiana

## School Districts Map

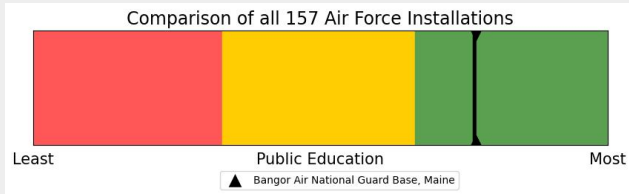


# Support of Military Families - 2021

## Bangor Air National Guard Base, Maine

### Public Education\*

2019 2021



KEY: ■ < 33.3% ≤ ■ < 66.6% ≤ ■ (Percentile):

### Academic Performance Criteria

2019 2021



Graduation Rate



Student Learning Rate



### School Climate Criteria



Chronic Absenteeism Rate



Suspension Rate



### Service Offering Criteria



Pre-Kindergarten Availability



Student to Counselor Ratio



Student to Mental Health Support Ratio



Student to Nurse Ratio



Student to Teacher Ratio

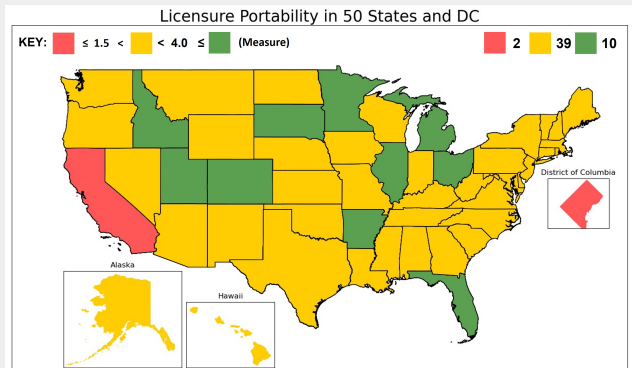


Data Source	Most Recent Survey Time Period Utilized	Date Last Updated
Department of Education - Civil Rights Data Collection District and School Data	SY 2017-2018	October 2020
Department of Education - EDFacts Graduation Rates (District and School Level)	SY 2018-2019	November 2020
Department of Education - National center for Education Statistics Common Core of Data Public Elementary/ Secondary School Universe Survey Data	SY 2019-2020	March 2021
Department of Education - National Center of Education Statistics Common Core of Data (School Search)	SY 2018-19 School Details and Enrollment Characteristics SY 2019-20 School Directory Information	April 2020 July 2020
Center for Education Policy Analysis: Stanford Education Data Archive (SEDA)	SY 2008-2009 through SY 2017-2018	February 2021

\* Public Education is Compiled using 60% Academic Performance, 20% School Climate, and 20% Service Offering.

### Licensure Portability

2019 2021



Accounting



Cosmetology



EMS



Engineering



Law



Nursing



Physical Therapy



Psychology



Teaching



Other Professions



Data Source	Most Recent Survey Time Period Utilized	Date Last Updated
State Laws, State Executive Orders, State Bar and Supreme Court Rules (Licensure)	Through Dec. 2021	Dec. 31, 2021

### Areas Requiring Additional Support

#### Public Education

Graduation Rates



PreK



Mental Health Support



#### Licensure Language

No MS rule, Supervisory requirement for temporary or conditional psychologist licenses

#### Profession

Law, Psychology



# Support of Military Families - 2021

## Bangor Air National Guard Base, Maine

### Education and Licensure Assessment Narrative

#### Public Education:

(This assessment is a comparative analysis using colors to graphically display results for all criteria and categories. The colors are assigned using percentiles, divided into thirds, to provide information about a location's relative position compared to all other Department of the Air Force installations assessed)

- Bangor Air National Guard Base, Maine received an overall green rating for public education as it fell within the top 33 percent of all Air Force installations assessed

- The areas with the lowest relative ranking which require additional state/community support include Graduation Rates, Pre-school Availability, and Student to Mental Health Professional Ratio

- Change from 2019: Bangor Air National Guard Base, Maine's overall education rating did not shift from 2019.

#### Licensure Portability:

- The State of Maine received an overall yellow rating for licensure portability indicating the state statutes (primarily 10 M.R.S.A. § 8011) contain barriers to licensure and certification portability for military spouses. This assessment is driven by the requirement for a "comparable" license to receive endorsement and/or a temporary license. Additionally, instead of requiring action by the appropriate board, Maine gives State agencies the discretion to endorse licensure acquisition and distribute temporary licenses, providing licensing boards' greater discretion in refusing temporary licensing

- No barriers remain for Engineering due to availability of a temporary license for that occupation; and EMS and Nursing due to participation in the National EMT Registry and NLC Compact respectively

- If you have additional information or recently made changes to your State's licensure statutes, you can send the updated information to [SAF.MRR.Workflow@us.af.mil](mailto:SAF.MRR.Workflow@us.af.mil) for consideration and potential changes to the assessment.

- Change from 2019: No change from the 2019 assessment and no changes to the State's statute

#### Additional Notes:

- The education assessment cross references zip codes within the Military Housing Area (MHA) with zip codes of schools in the surrounding districts. Those school districts with zip codes that fall within the MHA of an installation are included in the analysis. In some locations, school district composition may have changed slightly due to the use of updated District IDs obtained from the Department of Education

- Graduation rates reflect a 4-year graduation, which was determined to be the expectation of Airmen, Guardians, and their families due to frequency of relocation

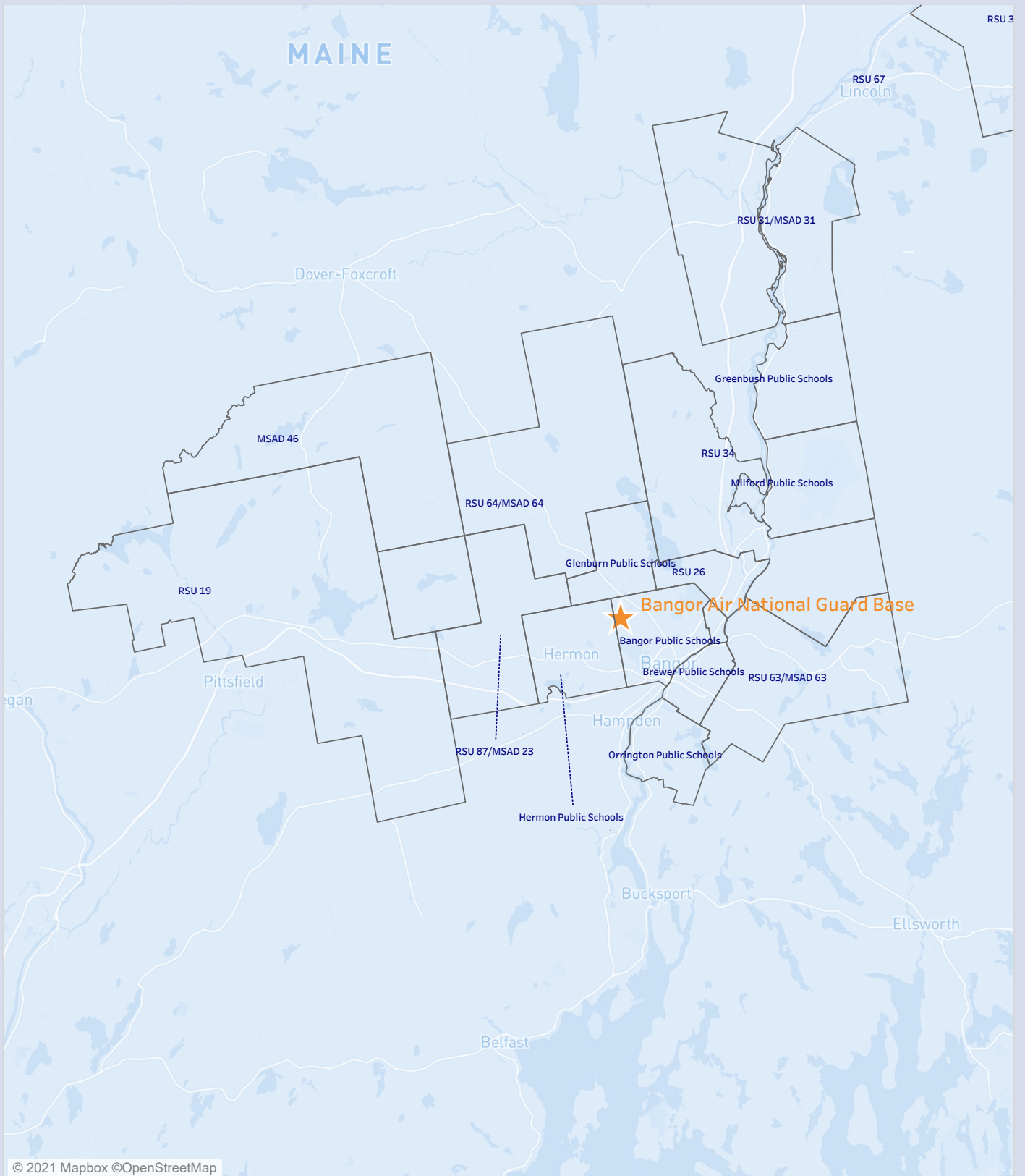
- The licensure assessment uses a checklist of licensure rules that states should have, and that they should avoid. For example, having a compact or temporary licensing rule and NOT having supervisory requirements are checklist items that lead to green. The Department of the Air Force reviewed state policies and programs intended to eliminate barriers to license portability for military spouses that were in effect as of 31 Dec. 2021

For additional information on Education and Licensure assessment criteria, methodology and data sources, please see the Support of Military Families Background Information provided at [www.af.mil](http://www.af.mil) under the Support to Families banner. All questions and feedback should be directed to [SAF.MRR.Workflow@us.af.mil](mailto:SAF.MRR.Workflow@us.af.mil).



# Bangor Air National Guard Base, Maine

## School Districts Map




# Support of Military Families - 2021

## Joint Base Andrews, Maryland

### Public Education\*

2019 2021



KEY: ■ < 33.3% ≤ ■ < 66.6% ≤ ■ (Percentile):

### Academic Performance Criteria

2019 2021



Graduation Rate



Student Learning Rate



### School Climate Criteria



Chronic Absenteeism Rate



Suspension Rate



### Service Offering Criteria



Pre-Kindergarten Availability



Student to Counselor Ratio



Student to Mental Health Support Ratio



Student to Nurse Ratio



Student to Teacher Ratio



Data Source	Most Recent Survey Time Period Utilized	Date Last Updated
Department of Education - Civil Rights Data Collection District and School Data	SY 2017-2018	October 2020
Department of Education - ED Facts Graduation Rates (District and School Level)	SY 2018-2019	November 2020
Department of Education - National center for Education Statistics Common Core of Data Public Elementary/ Secondary School Universe Survey Data	SY 2019-2020	March 2021
Department of Education - National Center of Education Statistics Common Core of Data (School Search)	SY 2018-19 School Details and Enrollment Characteristics	April 2020
	SY 2019-20 School Directory Information	July 2020
Center for Education Policy Analysis: Stanford Education Data Archive (SEDA)	SY 2008-2009 through SY 2017-2018	February 2021

\* Public Education is Compiled using 60% Academic Performance, 20% School Climate, and 20% Service Offering.

### Licensure Portability

2019 2021



Accounting



Cosmetology



EMS



Engineering



Law



Nursing



Physical Therapy



Psychology



Teaching



Other Professions



Data Source	Most Recent Survey Time Period Utilized	Date Last Updated
State Laws, State Executive Orders, State Bar and Supreme Court Rules (Licensure)	Through Dec. 2021	Dec. 31, 2021

### Areas Requiring Additional Support

#### Public Education

Student to Nurse



Chronic Absenteeism



Graduation Rates



#### Licensure Language

Current certification as a National Registry EMT (no additional burdens), No statutes for military spouses, No statu

#### Profession

EMS, Other Professions, Engineering, Teaching, Physical Therapy, Accounting, Cosmetology, Psychology



# Support of Military Families - 2021

## Joint Base Andrews, Maryland

### Education and Licensure Assessment Narrative

#### Public Education:

(This assessment is a comparative analysis using colors to graphically display results for all criteria and categories. The colors are assigned using percentiles, divided into thirds, to provide information about a location's relative position compared to all other Department of the Air Force installations assessed)

- Joint Base Andrews, Maryland received an overall yellow rating for public education as it fell within the middle 33 percent of all Air Force installations assessed
- The areas with the lowest relative ranking which require additional state/community support include Student to Nurse Ratio, Chronic Absenteeism Rate, and Graduation Rates
- Change from 2019: Joint Base Andrews, Maryland's overall education rating did not shift from 2019.

#### Licensure Portability:

- The State of Maryland received an overall yellow assessment for licensure portability indicating the State statutes (SB 280) contain barriers to licensure and certification portability for military spouses. This assessment is driven by the requirement for a military spouse to hold a license in good standing for at least one year
- Although Maryland has enacted legislation to join the Physical Therapy Compact, as of the time of this assessment, the compact benefits are not yet being provided to military spouses as additional requirements need to be met in order for Maryland to fully receive all of the compact privileges
- No barriers remain for Law and Nursing due to their favorable military spouse legislation for lawyers (temporary license available for military spouses and no supervisory requirements) and their inclusion in the NLC Compact
- If you have additional information or recently made changes to your State's licensure statutes, you can send the updated information to [SAF.MRR.Workflow@us.af.mil](mailto:SAF.MRR.Workflow@us.af.mil) for consideration and potential changes to the assessment
- Change from 2019: Despite making progress by removing the substantial equivalence requirements and joining four compacts (Psychology Interjurisdictional Compact, Audiology/Speech-Language Pathology Interstate Compact, Occupational Therapy Licensure Compact, and the Licensed Professional Counseling Compact), the need to hold a license in good standing for at least one year prevents any change from the previous assessment

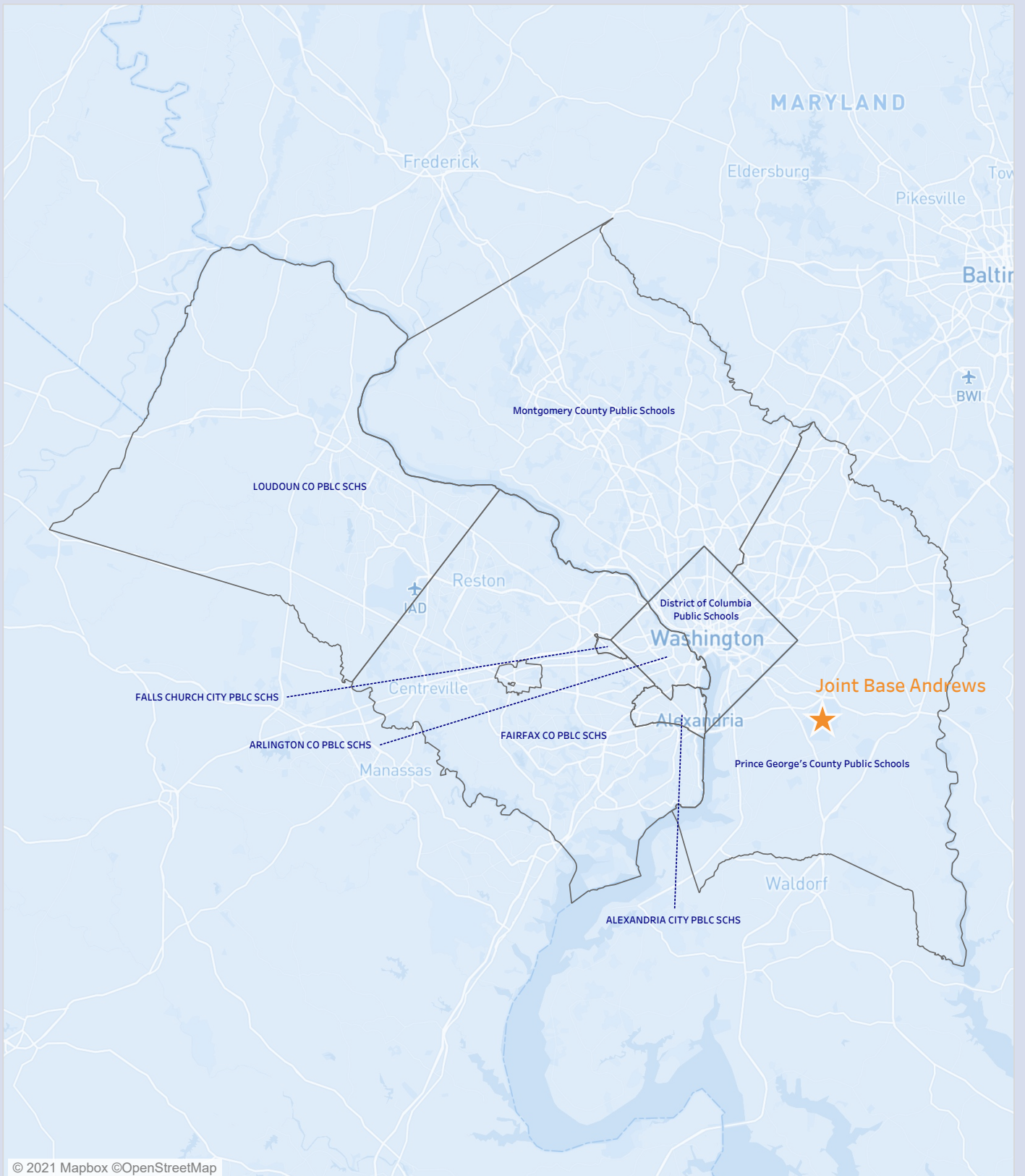
#### Additional Notes:

- The education assessment cross references zip codes within the Military Housing Area (MHA) with zip codes of schools in the surrounding districts. Those school districts with zip codes that fall within the MHA of an installation are included in the analysis. In some locations, school district composition may have changed slightly due to the use of updated District IDs obtained from the Department of Education
- Graduation rates reflect a 4-year graduation, which was determined to be the expectation of Airmen, Guardians, and their families due to frequency of relocation
- The licensure assessment uses a checklist of licensure rules that states should have, and that they should avoid. For example, having a compact or temporary licensing rule and NOT having supervisory requirements are checklist items that lead to green. The Department of the Air Force reviewed state policies and programs intended to eliminate barriers to license portability for military spouses that were in effect as of 31 Dec. 2021

For additional information on Education and Licensure assessment criteria, methodology and data sources, please see the Support of Military Families Background Information provided at [www.af.mil](http://www.af.mil) under the Support to Families banner. All questions and feedback should be directed to [SAF.MRR.Workflow@us.af.mil](mailto:SAF.MRR.Workflow@us.af.mil).

# Joint Base Andrews, Maryland

## School Districts Map

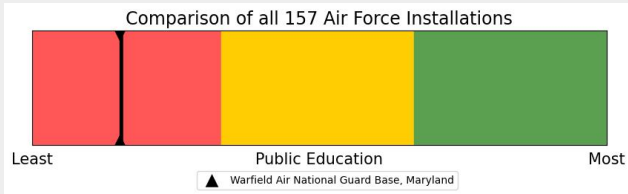


# Support of Military Families - 2021

## Warfield Air National Guard Base, Maryland

### Public Education\*

2019 2021



KEY: ■ < 33.3% ≤ ■ < 66.6% ≤ ■ (Percentile):

### Academic Performance Criteria

2019 2021



Graduation Rate ■ ■

2019 2021



Student Learning Rate ■ ■

2019 2021



### School Climate Criteria

2019 2021



Chronic Absenteeism Rate ■ ■

2019 2021



Suspension Rate ■ ■

2019 2021



### Service Offering Criteria

2019 2021



Pre-Kindergarten Availability ■ ■

2019 2021



Student to Counselor Ratio ■ ■

2019 2021



Student to Mental Health Support Ratio ■ ■

2019 2021



Student to Nurse Ratio ■ ■

2019 2021



Student to Teacher Ratio ■ ■

2019 2021

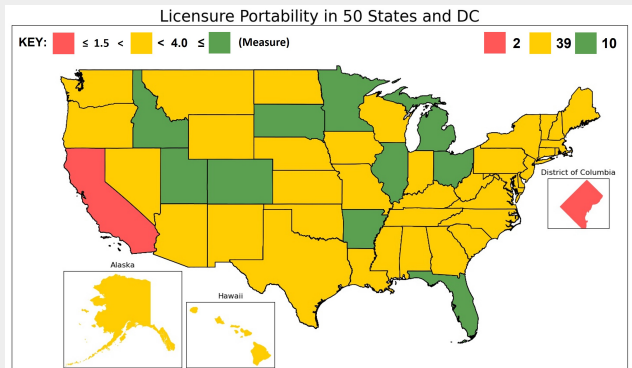


Data Source	Most Recent Survey Time Period Utilized	Date Last Updated
Department of Education - Civil Rights Data Collection District and School Data	SY 2017-2018	October 2020
Department of Education - ED Facts Graduation Rates (District and School Level)	SY 2018-2019	November 2020
Department of Education - National center for Education Statistics Common Core of Data Public Elementary/ Secondary School Universe Survey Data	SY 2019-2020	March 2021
Department of Education - National Center of Education Statistics Common Core of Data (School Search)	SY 2018-19 School Details and Enrollment Characteristics SY 2019-20 School Directory Information	April 2020 July 2020
Center for Education Policy Analysis: Stanford Education Data Archive (SEDA)	SY 2008-2009 through SY 2017-2018	February 2021

\* Public Education is Compiled using 60% Academic Performance, 20% School Climate, and 20% Service Offering.

### Licensure Portability

2019 2021



Accounting ■ ■

2019 2021



Cosmetology ■ ■

2019 2021



EMS ■ ■

2019 2021



Engineering ■ ■

2019 2021



Law ■ ■

2019 2021



Nursing ■ ■

2019 2021



Physical Therapy ■ ■

2019 2021



Psychology ■ ■

2019 2021



Teaching ■ ■

2019 2021



Other Professions ■ ■

2019 2021



Data Source	Most Recent Survey Time Period Utilized	Date Last Updated
State Laws, State Executive Orders, State Bar and Supreme Court Rules (Licensure)	Through Dec. 2021	Dec. 31, 2021

### Areas Requiring Additional Support

#### Public Education

Growth Measure ■

Chronic Absenteeism ■

PreK ■

#### Licensure Language

#### Profession

Substantial equivalency  
Temporary license ■

Accounting,  
Cosmetology,  
Engineering,  
EMS,  
Physical  
Therapy,  
Psychology,  
Teaching

# Support of Military Families - 2021

## Warfield Air National Guard Base, Maryland

### Education and Licensure Assessment Narrative

#### Public Education:

(This assessment is a comparative analysis using colors to graphically display results for all criteria and categories. The colors are assigned using percentiles, divided into thirds, to provide information about a location's relative position compared to all other Department of the Air Force installations assessed)

- Warfield Air National Guard Base, Maryland received an overall red rating for public education as it fell within the bottom 33 percent of all Air Force installations assessed

- The areas with the lowest relative ranking which require additional state/community support include Growth Measure, Chronic Absenteeism Rate, and Pre-school Availability

- Change from 2019: Warfield Air National Guard Base, Maryland's overall education rating did not shift from 2019.

#### Licensure Portability:

- The State of Maryland received an overall yellow assessment for licensure portability indicating the State statutes (SB 280) contain barriers to licensure and certification portability for military spouses. This assessment is driven by the requirement for a military spouse to hold a license in good standing for at least one year

- Although Maryland has enacted legislation to join the Physical Therapy Compact, as of the time of this assessment, the compact benefits are not yet being provided to military spouses as additional requirements need to be met in order for Maryland to fully receive all of the compact privileges

- No barriers remain for Law and Nursing due to their favorable military spouse legislation for lawyers (temporary license available for military spouses and no supervisory requirements) and their inclusion in the NLC Compact

- If you have additional information or recently made changes to your State's licensure statutes, you can send the updated information to [SAF.MRR.Workflow@us.af.mil](mailto:SAF.MRR.Workflow@us.af.mil) for consideration and potential changes to the assessment

- Change from 2019: Despite making progress by removing the substantial equivalence requirements and joining four compacts (Psychology Interjurisdictional Compact, Audiology/Speech-Language Pathology Interstate Compact, Occupational Therapy Licensure Compact, and the Licensed Professional Counseling Compact), the need to hold a license in good standing for at least one year prevents any change from the previous assessment

#### Additional Notes:

- The education assessment cross references zip codes within the Military Housing Area (MHA) with zip codes of schools in the surrounding districts. Those school districts with zip codes that fall within the MHA of an installation are included in the analysis. In some locations, school district composition may have changed slightly due to the use of updated District IDs obtained from the Department of Education

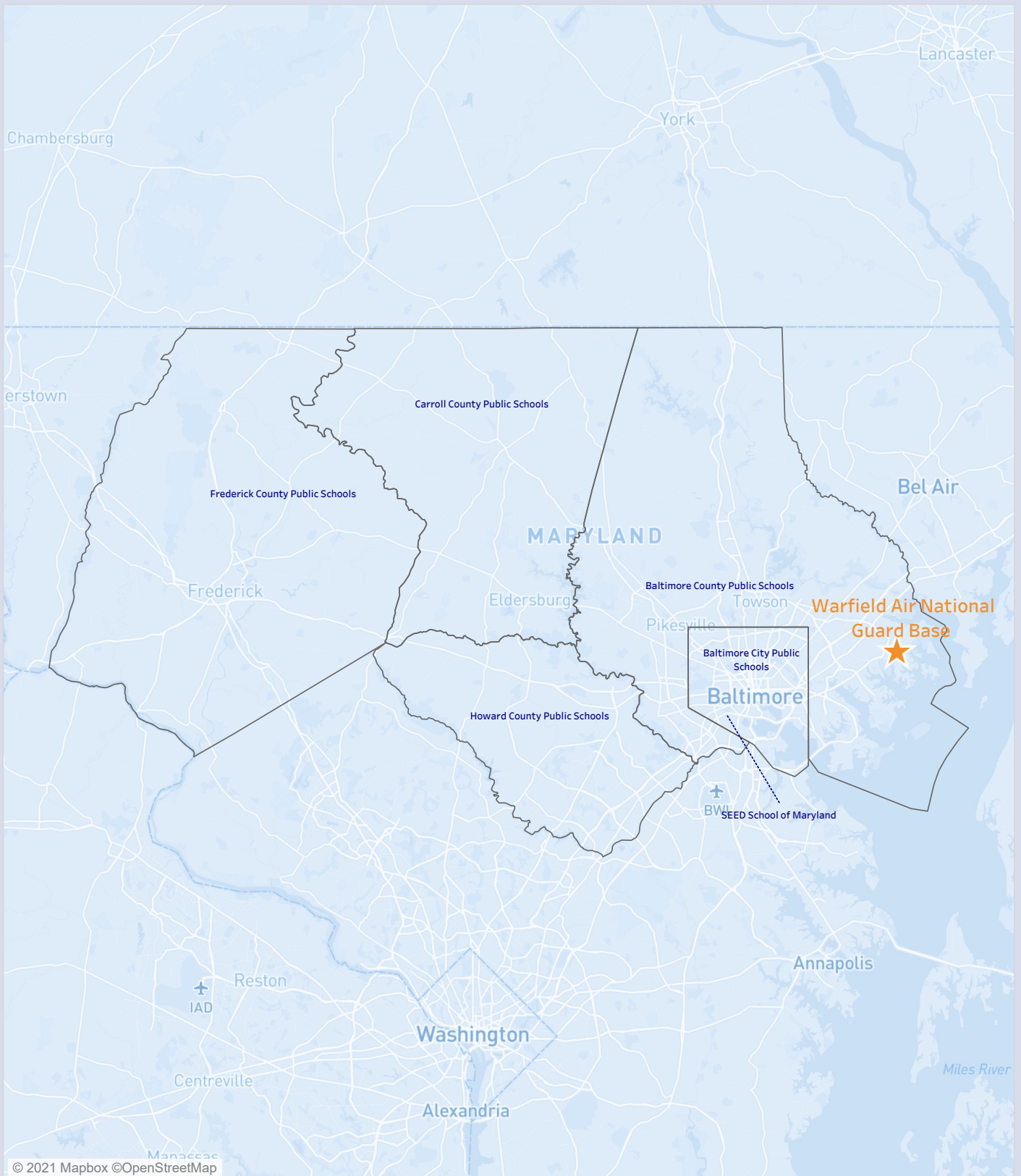
- Graduation rates reflect a 4-year graduation, which was determined to be the expectation of Airmen, Guardians, and their families due to frequency of relocation

- The licensure assessment uses a checklist of licensure rules that states should have, and that they should avoid. For example, having a compact or temporary licensing rule and NOT having supervisory requirements are checklist items that lead to green. The Department of the Air Force reviewed state policies and programs intended to eliminate barriers to license portability for military spouses that were in effect as of 31 Dec. 2021

For additional information on Education and Licensure assessment criteria, methodology and data sources, please see the Support of Military Families Background Information provided at [www.af.mil](http://www.af.mil) under the Support to Families banner. All questions and feedback should be directed to [SAF.MRR.Workflow@us.af.mil](mailto:SAF.MRR.Workflow@us.af.mil).

# Warfield Air National Guard Base, Maryland

## School Districts Map

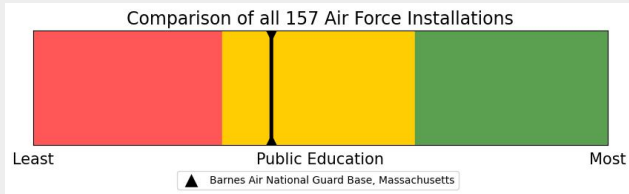


# Support of Military Families - 2021

## Barnes Air National Guard Base, Massachusetts

### Public Education\*

2019 2021



KEY: ■ < 33.3% ≤ ■ < 66.6% ≤ ■ (Percentile):

### Academic Performance Criteria

2019 2021



Graduation Rate



Student Learning Rate



### School Climate Criteria



Chronic Absenteeism Rate



Suspension Rate



### Service Offering Criteria



Pre-Kindergarten Availability



Student to Counselor Ratio



Student to Mental Health Support Ratio



Student to Nurse Ratio



Student to Teacher Ratio

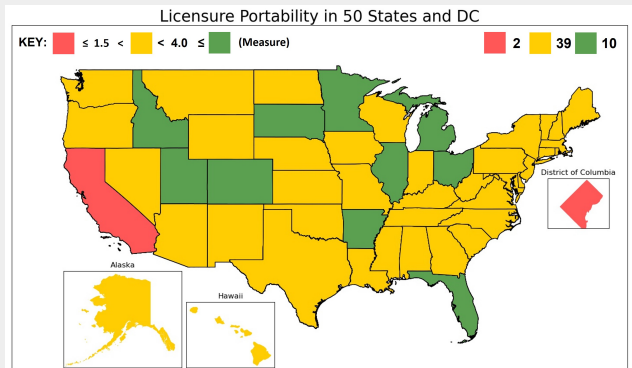


Data Source	Most Recent Survey Time Period Utilized	Date Last Updated
Department of Education - Civil Rights Data Collection District and School Data	SY 2017-2018	October 2020
Department of Education - EDFacts Graduation Rates (District and School Level)	SY 2018-2019	November 2020
Department of Education - National center for Education Statistics Common Core of Data Public Elementary/ Secondary School Universe Survey Data	SY 2019-2020	March 2021
Department of Education - National Center of Education Statistics Common Core of Data (School Search)	SY 2018-19 School Details and Enrollment Characteristics SY 2019-20 School Directory Information	April 2020 July 2020
Center for Education Policy Analysis: Stanford Education Data Archive (SEDA)	SY 2008-2009 through SY 2017-2018	February 2021

\* Public Education is Compiled using 60% Academic Performance, 20% School Climate, and 20% Service Offering.

### Licensure Portability

2019 2021



Accounting



Cosmetology



EMS



Engineering



Law



Nursing



Physical Therapy



Psychology



Teaching



Other Professions



Data Source	Most Recent Survey Time Period Utilized	Date Last Updated
State Laws, State Executive Orders, State Bar and Supreme Court Rules (Licensure)	Through Dec. 2021	Dec. 31, 2021

### Areas Requiring Additional Support

#### Public Education

Growth Measure



Graduation Rates



Chronic Absenteeism



#### Licensure Language

#### Profession

Substantial equivalency  
Temporary license  
Expedited license

Cosmetology,  
Engineering,  
Teaching, Accounting,  
Physical Therapy,  
Psychology, Nursing





# Support of Military Families - 2021

## Barnes Air National Guard Base, Massachusetts

### Education and Licensure Assessment Narrative

#### Public Education:

(This assessment is a comparative analysis using colors to graphically display results for all criteria and categories. The colors are assigned using percentiles, divided into thirds, to provide information about a location's relative position compared to all other Department of the Air Force installations assessed)

- Barnes Air National Guard Base, Massachusetts received an overall yellow rating for public education as it fell within the middle 33 percent of all Air Force installations assessed

- The areas with the lowest relative ranking which require additional state/community support include Growth Measure, Graduation Rates, and Chronic Absenteeism Rate

- Change from 2019: Barnes Air National Guard Base, Massachusetts's overall education rating did not shift from 2019.

#### Licensure Portability:

- The State of Massachusetts received an overall yellow rating for licensure portability indicating the State statutes (primarily M.G.L.A. 112 § 1B) contain barriers to licensure and certification portability for military spouses. This assessment is driven by substantial equivalence requirements that allow acceptance of another state's license if the requirements for obtaining the license are sufficiently similar to their own State's requirements and precludes acceptance if the requirements are not similar. It is noted that pending HB 3648 is aiming to remove these requirements

- Significant barriers remain for not having a military spouse rule for the Law occupation

- If you have additional information or recently made changes to your State's licensure statutes, you can send the updated information to [SAF.MRR.Workflow@us.af.mil](mailto:SAF.MRR.Workflow@us.af.mil) for consideration and potential changes to the assessment.

- Change from 2019: Despite making progress on the policy for temporary licensing, the substantial equivalence requirement prevents any change from the previous assessment

#### Additional Notes:

- The education assessment cross references zip codes within the Military Housing Area (MHA) with zip codes of schools in the surrounding districts. Those school districts with zip codes that fall within the MHA of an installation are included in the analysis. In some locations, school district composition may have changed slightly due to the use of updated District IDs obtained from the Department of Education

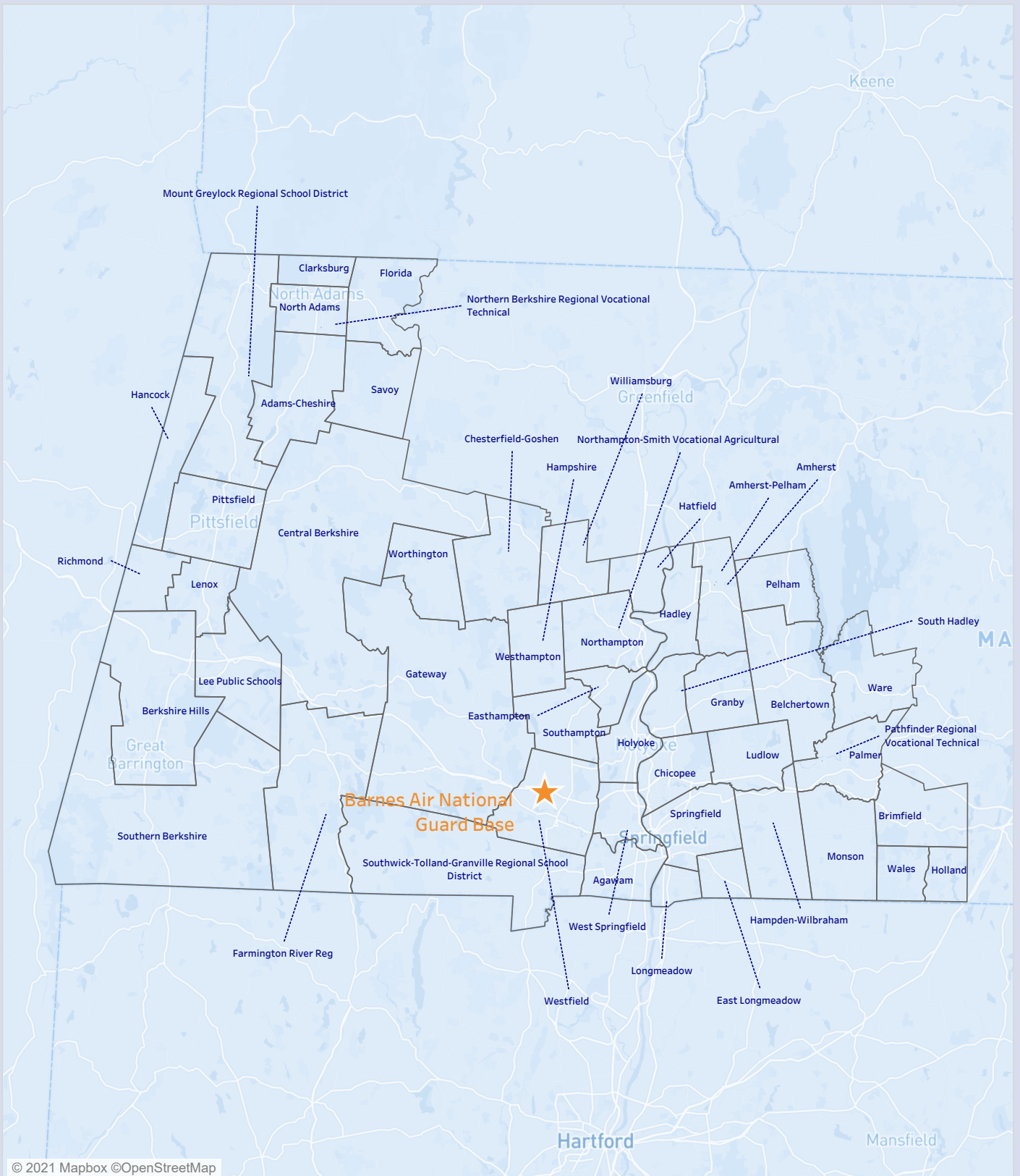
- Graduation rates reflect a 4-year graduation, which was determined to be the expectation of Airmen, Guardians, and their families due to frequency of relocation

- The licensure assessment uses a checklist of licensure rules that states should have, and that they should avoid. For example, having a compact or temporary licensing rule and NOT having supervisory requirements are checklist items that lead to green. The Department of the Air Force reviewed state policies and programs intended to eliminate barriers to license portability for military spouses that were in effect as of 31 Dec. 2021

For additional information on Education and Licensure assessment criteria, methodology and data sources, please see the Support of Military Families Background Information provided at [www.af.mil](http://www.af.mil) under the Support to Families banner. All questions and feedback should be directed to [SAF.MRR.Workflow@us.af.mil](mailto:SAF.MRR.Workflow@us.af.mil).

# Barnes Air National Guard Base, Massachusetts

## School Districts Map

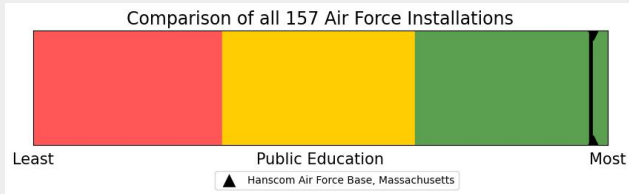


# Support of Military Families - 2021

## Hanscom Air Force Base, Massachusetts

### Public Education\*

2019 2021



KEY: ■ < 33.3% ≤ ■ < 66.6% ≤ ■ (Percentile):

### Academic Performance Criteria

2019 2021



Graduation Rate



Student Learning Rate



### School Climate Criteria



Chronic Absenteeism Rate



Suspension Rate



### Service Offering Criteria



Pre-Kindergarten Availability



Student to Counselor Ratio



Student to Mental Health Support Ratio



Student to Nurse Ratio



Student to Teacher Ratio



Data Source	Most Recent Survey Time Period Utilized	Date Last Updated
Department of Education - Civil Rights Data Collection District and School Data	SY 2017-2018	October 2020
Department of Education - ED Facts Graduation Rates (District and School Level)	SY 2018-2019	November 2020
Department of Education - National center for Education Statistics Common Core of Data Public Elementary/ Secondary School Universe Survey Data	SY 2019-2020	March 2021
Department of Education - National Center of Education Statistics Common Core of Data (School Search)	SY 2018-19 School Details and Enrollment Characteristics SY 2019-20 School Directory Information	April 2020 July 2020
Center for Education Policy Analysis: Stanford Education Data Archive (SEDA)	SY 2008-2009 through SY 2017-2018	February 2021

\* Public Education is Compiled using 60% Academic Performance, 20% School Climate, and 20% Service Offering.

### Licensure Portability

2019 2021



Accounting



Cosmetology



EMS



Engineering



Law



Nursing



Physical Therapy



Psychology



Teaching



Other Professions



Data Source	Most Recent Survey Time Period Utilized	Date Last Updated
State Laws, State Executive Orders, State Bar and Supreme Court Rules (Licensure)	Through Dec. 2021	Dec. 31, 2021

### Areas Requiring Additional Support

#### Public Education

Growth Measure



PreK



Student to Teacher



Licensure Language

Profession

Substantial equivalency  
Temporary license  
Expedited license

Cosmetology,  
Engineering, Teaching,  
Accounting, Physical  
Therapy, Psychology,  
Nursing



# Support of Military Families - 2021

## Hanscom Air Force Base, Massachusetts

### Education and Licensure Assessment Narrative

#### Public Education:

(This assessment is a comparative analysis using colors to graphically display results for all criteria and categories. The colors are assigned using percentiles, divided into thirds, to provide information about a location's relative position compared to all other Department of the Air Force installations assessed)

- Hanscom Air Force Base, Massachusetts received an overall green rating for public education as it fell within the top 33 percent of all Air Force installations assessed

- The areas with the lowest relative ranking which require additional state/community support include Growth Measure, Pre-school Availability, and Student to Teacher Ratio

- Change from 2019: Hanscom Air Force Base, Massachusetts's overall education rating did not shift from 2019.

#### Licensure Portability:

- The State of Massachusetts received an overall yellow rating for licensure portability indicating the State statutes (primarily M.G.L.A. 112 § 1B) contain barriers to licensure and certification portability for military spouses. This assessment is driven by substantial equivalence requirements that allow acceptance of another state's license if the requirements for obtaining the license are sufficiently similar to their own State's requirements and precludes acceptance if the requirements are not similar. It is noted that pending HB 3648 is aiming to remove these requirements

- Significant barriers remain for not having a military spouse rule for the Law occupation

- If you have additional information or recently made changes to your State's licensure statutes, you can send the updated information to [SAF.MRR.Workflow@us.af.mil](mailto:SAF.MRR.Workflow@us.af.mil) for consideration and potential changes to the assessment.

- Change from 2019: Despite making progress on the policy for temporary licensing, the substantial equivalence requirement prevents any change from the previous assessment

#### Additional Notes:

- The education assessment cross references zip codes within the Military Housing Area (MHA) with zip codes of schools in the surrounding districts. Those school districts with zip codes that fall within the MHA of an installation are included in the analysis. In some locations, school district composition may have changed slightly due to the use of updated District IDs obtained from the Department of Education

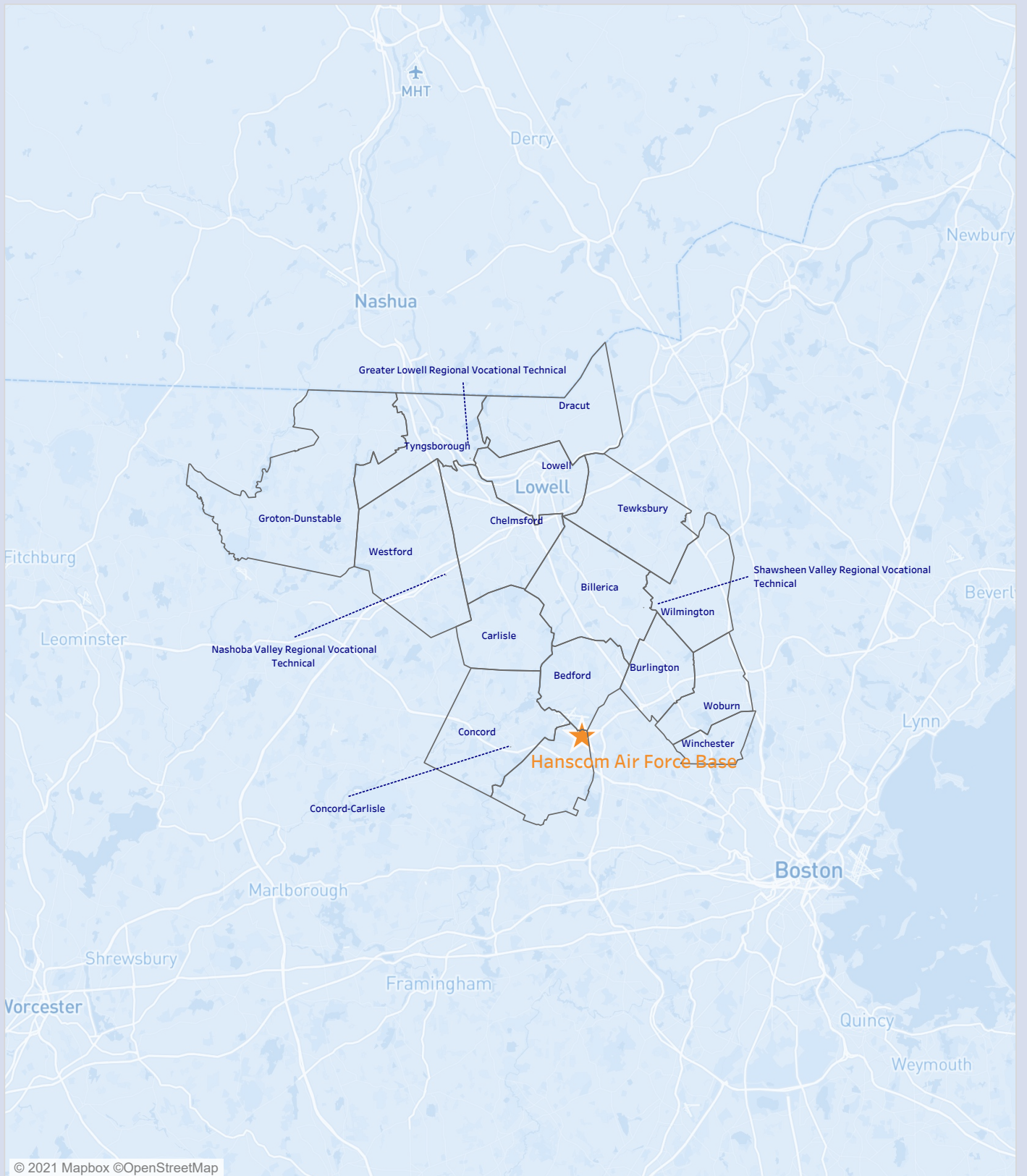
- Graduation rates reflect a 4-year graduation, which was determined to be the expectation of Airmen, Guardians, and their families due to frequency of relocation

- The licensure assessment uses a checklist of licensure rules that states should have, and that they should avoid. For example, having a compact or temporary licensing rule and NOT having supervisory requirements are checklist items that lead to green. The Department of the Air Force reviewed state policies and programs intended to eliminate barriers to license portability for military spouses that were in effect as of 31 Dec. 2021

For additional information on Education and Licensure assessment criteria, methodology and data sources, please see the Support of Military Families Background Information provided at [www.af.mil](http://www.af.mil) under the Support to Families banner. All questions and feedback should be directed to [SAF.MRR.Workflow@us.af.mil](mailto:SAF.MRR.Workflow@us.af.mil).

# Hanscom Air Force Base, Massachusetts

## School Districts Map

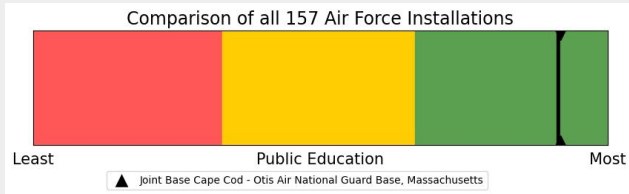


# Support of Military Families - 2021

## Joint Base Cape Cod - Otis Air National Guard Base, Massachusetts

### Public Education\*

2019 2021



KEY: ■ < 33.3% ■ < 66.6% ■ (Percentile):

### Academic Performance Criteria

2019 2021



Graduation Rate



Student Learning Rate



### School Climate Criteria



Chronic Absenteeism Rate



Suspension Rate



### Service Offering Criteria



Pre-Kindergarten Availability



Student to Counselor Ratio



Student to Mental Health Support Ratio



Student to Nurse Ratio



Student to Teacher Ratio



Data Source	Most Recent Survey Time Period Utilized	Date Last Updated
Department of Education - Civil Rights Data Collection District and School Data	SY 2017-2018	October 2020
Department of Education - ED Facts Graduation Rates (District and School Level)	SY 2018-2019	November 2020
Department of Education - National center for Education Statistics Common Core of Data Public Elementary/ Secondary School Universe Survey Data	SY 2019-2020	March 2021
Department of Education - National Center of Education Statistics Common Core of Data (School Search)	SY 2018-19 School Details and Enrollment Characteristics SY 2019-20 School Directory Information	April 2020 July 2020
Center for Education Policy Analysis: Stanford Education Data Archive (SEDA)	SY 2008-2009 through SY 2017-2018	February 2021

\* Public Education is Compiled using 60% Academic Performance, 20% School Climate, and 20% Service Offering.

### Licensure Portability

2019 2021



Accounting



Cosmetology



EMS



Engineering



Law



Nursing



Physical Therapy



Psychology



Teaching



Other Professions



Data Source	Most Recent Survey Time Period Utilized	Date Last Updated
State Laws, State Executive Orders, State Bar and Supreme Court Rules (Licensure)	Through Dec. 2021	Dec. 31, 2021

### Areas Requiring Additional Support

#### Public Education

Growth Measure



PreK



Chronic Absenteeism



Licensure Language

#### Profession

Substantial equivalency  
Temporary license  
Expedited license

Cosmetology,  
Engineering,  
Teaching, Accounting,  
Physical Therapy,  
Psychology, Nursing



# Support of Military Families - 2021

## Joint Base Cape Cod - Otis Air National Guard Base, Massachusetts

### Education and Licensure Assessment Narrative

#### Public Education:

(This assessment is a comparative analysis using colors to graphically display results for all criteria and categories. The colors are assigned using percentiles, divided into thirds, to provide information about a location's relative position compared to all other Department of the Air Force installations assessed)

- Joint Base Cape Cod - Otis Air National Guard Base, Massachusetts received an overall green rating for public education as it fell within the top 33 percent of all Air Force installations assessed
- The areas with the lowest relative ranking which require additional state/community support include Growth Measure, Pre-school Availability, and Chronic Absenteeism Rate
- Change from 2019: Joint Base Cape Cod - Otis Air National Guard Base, Massachusetts's overall education rating did not shift from 2019.

#### Licensure Portability:

- The State of Massachusetts received an overall yellow rating for licensure portability indicating the State statutes (primarily M.G.L.A. 112 § 1B) contain barriers to licensure and certification portability for military spouses. This assessment is driven by substantial equivalence requirements that allow acceptance of another state's license if the requirements for obtaining the license are sufficiently similar to their own State's requirements and precludes acceptance if the requirements are not similar. It is noted that pending HB 3648 is aiming to remove these requirements
- Significant barriers remain for not having a military spouse rule for the Law occupation
- If you have additional information or recently made changes to your State's licensure statutes, you can send the updated information to [SAF.MRR.Workflow@us.af.mil](mailto:SAF.MRR.Workflow@us.af.mil) for consideration and potential changes to the assessment.
- Change from 2019: Despite making progress on the policy for temporary licensing, the substantial equivalence requirement prevents any change from the previous assessment

#### Additional Notes:

- The education assessment cross references zip codes within the Military Housing Area (MHA) with zip codes of schools in the surrounding districts. Those school districts with zip codes that fall within the MHA of an installation are included in the analysis. In some locations, school district composition may have changed slightly due to the use of updated District IDs obtained from the Department of Education
- Graduation rates reflect a 4-year graduation, which was determined to be the expectation of Airmen, Guardians, and their families due to frequency of relocation
- The licensure assessment uses a checklist of licensure rules that states should have, and that they should avoid. For example, having a compact or temporary licensing rule and NOT having supervisory requirements are checklist items that lead to green. The Department of the Air Force reviewed state policies and programs intended to eliminate barriers to license portability for military spouses that were in effect as of 31 Dec. 2021

For additional information on Education and Licensure assessment criteria, methodology and data sources, please see the Support of Military Families Background Information provided at [www.af.mil](http://www.af.mil) under the Support to Families banner. All questions and feedback should be directed to [SAF.MRR.Workflow@us.af.mil](mailto:SAF.MRR.Workflow@us.af.mil).

# Joint Base Cape Cod - Otis Air National Guard Base, Massachusetts

## School Districts Map






# Support of Military Families - 2021

## Joint Base Cape Cod Space Force Station, Massachusetts

### Public Education\*

2019 2021



KEY: ■ < 33.3% ≤ ■ < 66.6% ≤ ■ (Percentile):

### Academic Performance Criteria

2019 2021



Graduation Rate



Student Learning Rate



### School Climate Criteria



Chronic Absenteeism Rate



Suspension Rate



### Service Offering Criteria



Pre-Kindergarten Availability



Student to Counselor Ratio



Student to Mental Health Support Ratio



Student to Nurse Ratio



Student to Teacher Ratio

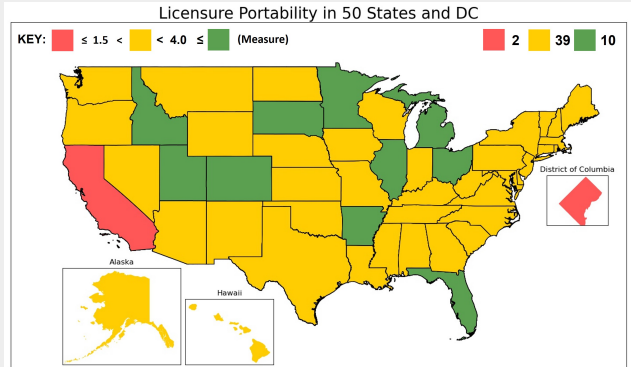


Data Source	Most Recent Survey Time Period Utilized	Date Last Updated
Department of Education - Civil Rights Data Collection District and School Data	SY 2017-2018	October 2020
Department of Education - EDFacts Graduation Rates (District and School Level)	SY 2018-2019	November 2020
Department of Education - National center for Education Statistics Common Core of Data Public Elementary/ Secondary School Universe Survey Data	SY 2019-2020	March 2021
Department of Education - National Center of Education Statistics Common Core of Data (School Search)	SY 2018-19 School Details and Enrollment Characteristics SY 2019-20 School Directory Information	April 2020 July 2020
Center for Education Policy Analysis: Stanford Education Data Archive (SEDA)	SY 2008-2009 through SY 2017-2018	February 2021

\* Public Education is Compiled using 60% Academic Performance, 20% School Climate, and 20% Service Offering.

### Licensure Portability

2019 2021



Accounting

2019 2021



Cosmetology



EMS



Engineering



Law



Nursing



Physical Therapy



Psychology



Teaching



Other Professions



Data Source	Most Recent Survey Time Period Utilized	Date Last Updated
State Laws, State Executive Orders, State Bar and Supreme Court Rules (Licensure)	Through Dec. 2021	Dec. 31, 2021

### Areas Requiring Additional Support

#### Public Education

Growth Measure



PreK



Chronic Absenteeism



#### Licensure Language

Substantial equivalency  
Temporary license  
Expedited license

#### Profession

Cosmetology,  
Engineering,  
Teaching, Accounting,  
Physical Therapy,  
Psychology, Nursing



# Support of Military Families - 2021

## Joint Base Cape Cod Space Force Station, Massachusetts

### Education and Licensure Assessment Narrative

#### Public Education:

(This assessment is a comparative analysis using colors to graphically display results for all criteria and categories. The colors are assigned using percentiles, divided into thirds, to provide information about a location's relative position compared to all other Department of the Air Force installations assessed)

- Joint Base Cape Cod Space Force Station, Massachusetts received an overall green rating for public education as it fell within the top 33 percent of all Air Force installations assessed

- The areas with the lowest relative ranking which require additional state/community support include Growth Measure, Pre-school Availability, and Chronic Absenteeism Rate

- Change from 2019: Joint Base Cape Cod Space Force Station, Massachusetts's overall education rating did not shift from 2019.

#### Licensure Portability:

- The State of Massachusetts received an overall yellow rating for licensure portability indicating the State statutes (primarily M.G.L.A. 112 § 1B) contain barriers to licensure and certification portability for military spouses. This assessment is driven by substantial equivalence requirements that allow acceptance of another state's license if the requirements for obtaining the license are sufficiently similar to their own State's requirements and precludes acceptance if the requirements are not similar. It is noted that pending HB 3648 is aiming to remove these requirements

- Significant barriers remain for not having a military spouse rule for the Law occupation

- If you have additional information or recently made changes to your State's licensure statutes, you can send the updated information to [SAF.MRR.Workflow@us.af.mil](mailto:SAF.MRR.Workflow@us.af.mil) for consideration and potential changes to the assessment.

- Change from 2019: Despite making progress on the policy for temporary licensing, the substantial equivalence requirement prevents any change from the previous assessment

#### Additional Notes:

- The education assessment cross references zip codes within the Military Housing Area (MHA) with zip codes of schools in the surrounding districts. Those school districts with zip codes that fall within the MHA of an installation are included in the analysis. In some locations, school district composition may have changed slightly due to the use of updated District IDs obtained from the Department of Education

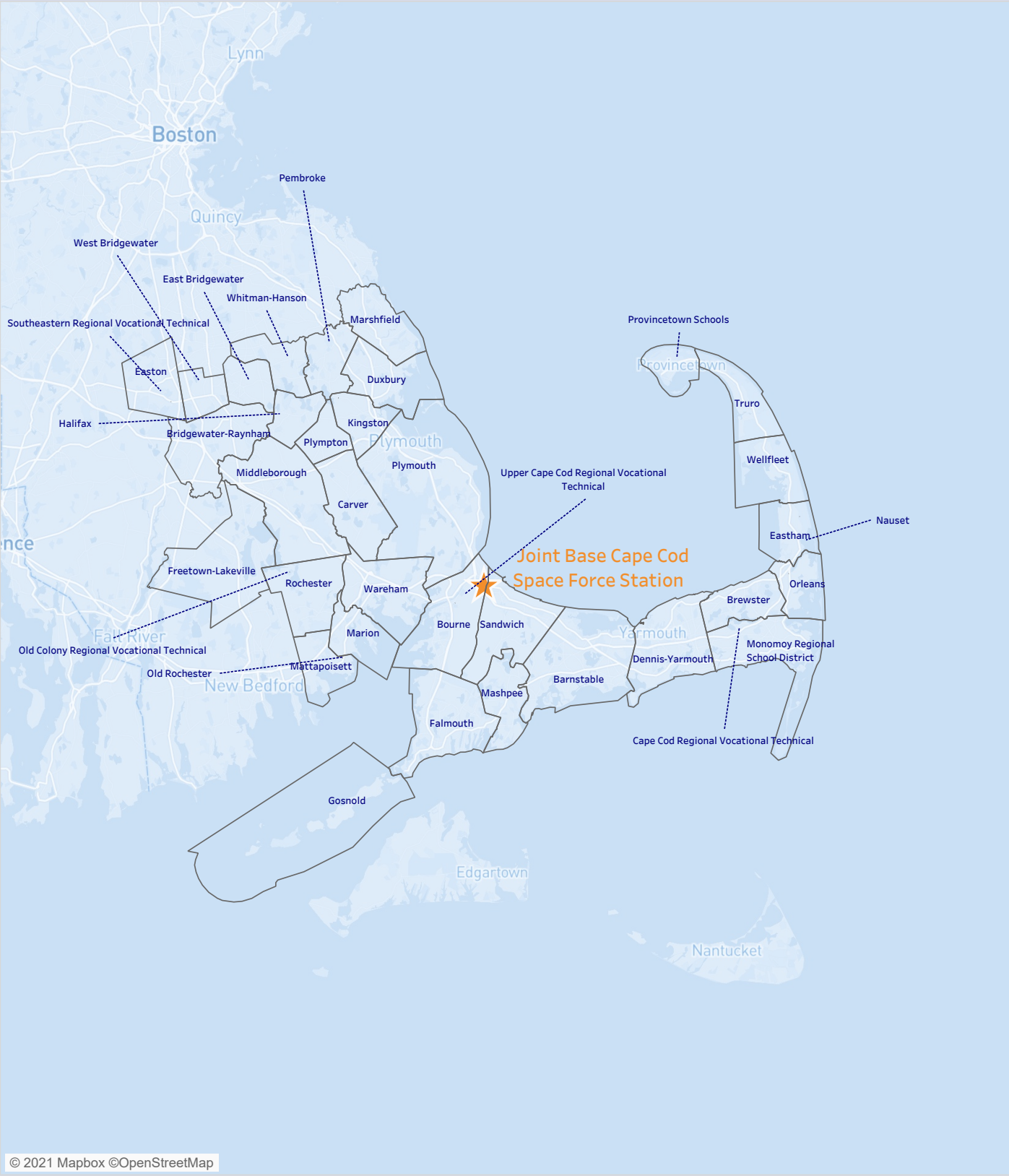
- Graduation rates reflect a 4-year graduation, which was determined to be the expectation of Airmen, Guardians, and their families due to frequency of relocation

- The licensure assessment uses a checklist of licensure rules that states should have, and that they should avoid. For example, having a compact or temporary licensing rule and NOT having supervisory requirements are checklist items that lead to green. The Department of the Air Force reviewed state policies and programs intended to eliminate barriers to license portability for military spouses that were in effect as of 31 Dec. 2021

For additional information on Education and Licensure assessment criteria, methodology and data sources, please see the Support of Military Families Background Information provided at [www.af.mil](http://www.af.mil) under the Support to Families banner. All questions and feedback should be directed to [SAF.MRR.Workflow@us.af.mil](mailto:SAF.MRR.Workflow@us.af.mil).

# Joint Base Cape Cod Space Force Station, Massachusetts

## School Districts Map




# Support of Military Families - 2021

## Westover Air Reserve Base, Massachusetts

### Public Education\*

2019 2021



KEY: ■ < 33.3% ≤ ■ < 66.6% ≤ ■ (Percentile):

### Academic Performance Criteria

2019 2021



Graduation Rate



Student Learning Rate



### School Climate Criteria



Chronic Absenteeism Rate



Suspension Rate



### Service Offering Criteria



Pre-Kindergarten Availability



Student to Counselor Ratio



Student to Mental Health Support Ratio



Student to Nurse Ratio



Student to Teacher Ratio

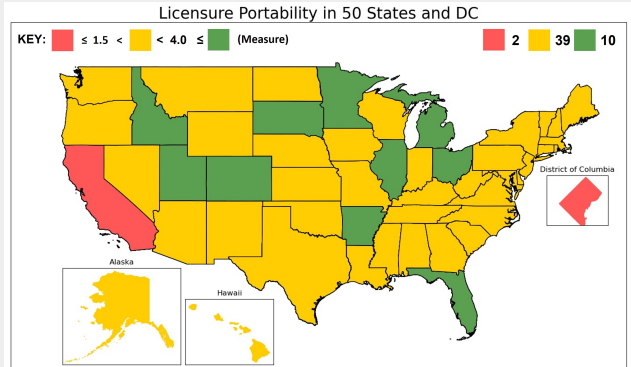


Data Source	Most Recent Survey Time Period Utilized	Date Last Updated
Department of Education - Civil Rights Data Collection District and School Data	SY 2017-2018	October 2020
Department of Education - EDFacts Graduation Rates (District and School Level)	SY 2018-2019	November 2020
Department of Education - National center for Education Statistics Common Core of Data Public Elementary/ Secondary School Universe Survey Data	SY 2019-2020	March 2021
Department of Education - National Center of Education Statistics Common Core of Data (School Search)	SY 2018-19 School Details and Enrollment Characteristics SY 2019-20 School Directory Information	April 2020 July 2020
Center for Education Policy Analysis: Stanford Education Data Archive (SEDA)	SY 2008-2009 through SY 2017-2018	February 2021

\* Public Education is Compiled using 60% Academic Performance, 20% School Climate, and 20% Service Offering.

### Licensure Portability

2019 2021



Accounting



Cosmetology



EMS



Engineering



Law



Nursing



Physical Therapy



Psychology



Teaching



Other Professions



Data Source	Most Recent Survey Time Period Utilized	Date Last Updated
State Laws, State Executive Orders, State Bar and Supreme Court Rules (Licensure)	Through Dec. 2021	Dec. 31, 2021

### Areas Requiring Additional Support

#### Public Education

Growth Measure



Graduation Rates



Chronic Absenteeism



#### Licensure Language

#### Profession

Substantial equivalency  
Temporary license  
Expedited license

Cosmetology,  
Engineering,  
Teaching, Accounting,  
Physical Therapy,  
Psychology, Nursing



# Support of Military Families - 2021

## Westover Air Reserve Base, Massachusetts

### Education and Licensure Assessment Narrative

#### Public Education:

(This assessment is a comparative analysis using colors to graphically display results for all criteria and categories. The colors are assigned using percentiles, divided into thirds, to provide information about a location's relative position compared to all other Department of the Air Force installations assessed)

- Westover Air Reserve Base, Massachusetts received an overall yellow rating for public education as it fell within the middle 33 percent of all Air Force installations assessed
- The areas with the lowest relative ranking which require additional state/community support include Growth Measure, Graduation Rates, and Chronic Absenteeism Rate
- Change from 2019: Westover Air Reserve Base, Massachusetts's overall education rating did not shift from 2019.

#### Licensure Portability:

- The State of Massachusetts received an overall yellow rating for licensure portability indicating the State statutes (primarily M.G.L.A. 112 § 1B) contain barriers to licensure and certification portability for military spouses. This assessment is driven by substantial equivalence requirements that allow acceptance of another state's license if the requirements for obtaining the license are sufficiently similar to their own State's requirements and precludes acceptance if the requirements are not similar. It is noted that pending HB 3648 is aiming to remove these requirements
- Significant barriers remain for not having a military spouse rule for the Law occupation
- If you have additional information or recently made changes to your State's licensure statutes, you can send the updated information to [SAF.MRR.Workflow@us.af.mil](mailto:SAF.MRR.Workflow@us.af.mil) for consideration and potential changes to the assessment.
- Change from 2019: Despite making progress on the policy for temporary licensing, the substantial equivalence requirement prevents any change from the previous assessment

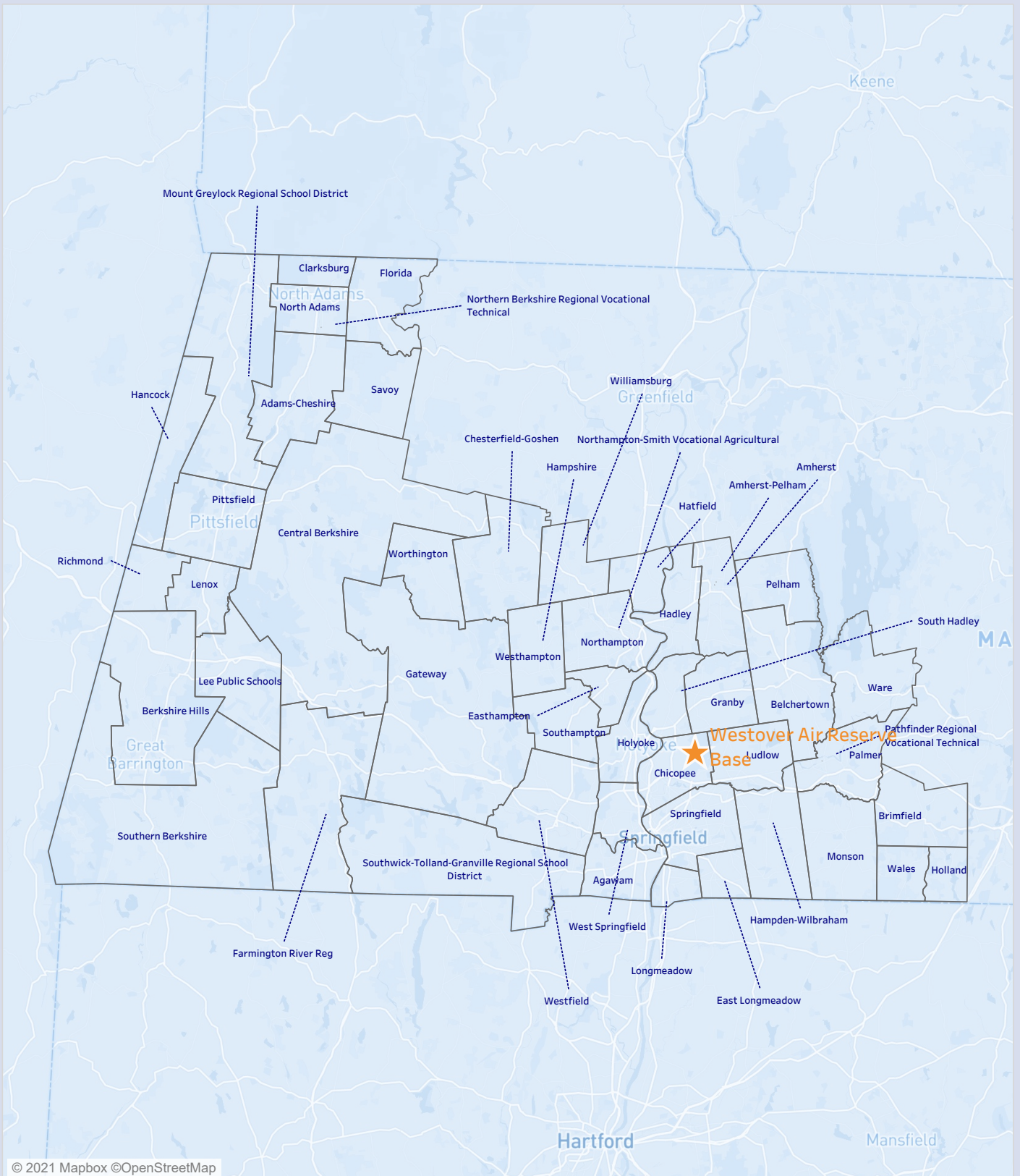
#### Additional Notes:

- The education assessment cross references zip codes within the Military Housing Area (MHA) with zip codes of schools in the surrounding districts. Those school districts with zip codes that fall within the MHA of an installation are included in the analysis. In some locations, school district composition may have changed slightly due to the use of updated District IDs obtained from the Department of Education
- Graduation rates reflect a 4-year graduation, which was determined to be the expectation of Airmen, Guardians, and their families due to frequency of relocation
- The licensure assessment uses a checklist of licensure rules that states should have, and that they should avoid. For example, having a compact or temporary licensing rule and NOT having supervisory requirements are checklist items that lead to green. The Department of the Air Force reviewed state policies and programs intended to eliminate barriers to license portability for military spouses that were in effect as of 31 Dec. 2021

For additional information on Education and Licensure assessment criteria, methodology and data sources, please see the Support of Military Families Background Information provided at [www.af.mil](http://www.af.mil) under the Support to Families banner. All questions and feedback should be directed to [SAF.MRR.Workflow@us.af.mil](mailto:SAF.MRR.Workflow@us.af.mil).

# Westover Air Reserve Base, Massachusetts

## School Districts Map



# Support of Military Families - 2021

## Alpena Combat Readiness Training Center, Michigan

### Public Education\*

2019 2021



KEY: ■ < 33.3% ≤ ■ < 66.6% ≤ ■ (Percentile):

### Academic Performance Criteria

2019 2021



Graduation Rate



Student Learning Rate



### School Climate Criteria



Chronic Absenteeism Rate



Suspension Rate



### Service Offering Criteria



Pre-Kindergarten Availability



Student to Counselor Ratio



Student to Mental Health Support Ratio



Student to Nurse Ratio



Student to Teacher Ratio

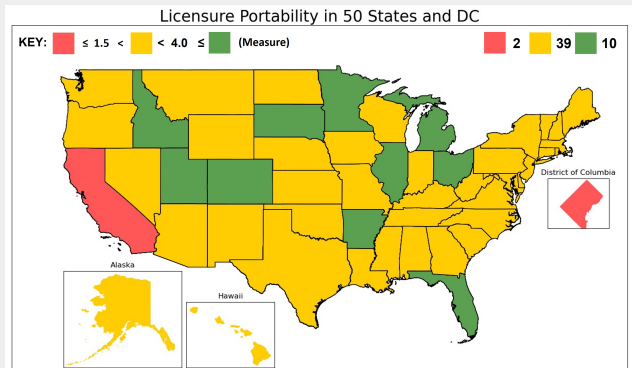


Data Source	Most Recent Survey Time Period Utilized	Date Last Updated
Department of Education - Civil Rights Data Collection District and School Data	SY 2017-2018	October 2020
Department of Education - EDFacts Graduation Rates (District and School Level)	SY 2018-2019	November 2020
Department of Education - National center for Education Statistics Common Core of Data Public Elementary/ Secondary School Universe Survey Data	SY 2019-2020	March 2021
Department of Education - National Center of Education Statistics Common Core of Data (School Search)	SY 2018-19 School Details and Enrollment Characteristics SY 2019-20 School Directory Information	April 2020 July 2020
Center for Education Policy Analysis: Stanford Education Data Archive (SEDA)	SY 2008-2009 through SY 2017-2018	February 2021

\* Public Education is Compiled using 60% Academic Performance, 20% School Climate, and 20% Service Offering.

### Licensure Portability

2019 2021



Accounting



Cosmetology



EMS



Engineering



Law



Nursing



Physical Therapy



Psychology



Teaching



Other Professions



Data Source	Most Recent Survey Time Period Utilized	Date Last Updated
State Laws, State Executive Orders, State Bar and Supreme Court Rules (Licensure)	Through Dec. 2021	Dec. 31, 2021

### Areas Requiring Additional Support

#### Public Education

Student to Nurse



Student to Counselor



Student to Teacher



# Support of Military Families - 2021

## Alpena Combat Readiness Training Center, Michigan

### Education and Licensure Assessment Narrative

#### **Public Education:**

(This assessment is a comparative analysis using colors to graphically display results for all criteria and categories. The colors are assigned using percentiles, divided into thirds, to provide information about a location's relative position compared to all other Department of the Air Force installations assessed)

- Alpena Combat Readiness Training Center, Michigan received an overall red rating for public education as it fell within the bottom 33 percent of all Air Force installations assessed

- The areas with the lowest relative ranking which require additional state/community support include Student to Nurse Ratio, Student to Counselor Ratio, and Student to Teacher Ratio

- Change from 2019: Alpena Combat Readiness Training Center, Michigan's overall education rating did not shift from 2019.

#### **Licensure Portability:**

- The State of Michigan received an overall green rating for licensure portability indicating the State statutes (primarily M.C.L.A. 339.213) are effective in removing barriers to licensure and certification portability. Military spouses can easily transfer professional licenses and certificates from other states and sustain their careers

- If you have additional information or recently made changes to your State's licensure statutes, you can send the updated information to [SAF.MRR.Workflow@us.af.mil](mailto:SAF.MRR.Workflow@us.af.mil) for consideration and potential changes to the assessment.

- Change from 2019: No change from the 2019 assessment and no changes to the State's statute

#### **Additional Notes:**

- The education assessment cross references zip codes within the Military Housing Area (MHA) with zip codes of schools in the surrounding districts. Those school districts with zip codes that fall within the MHA of an installation are included in the analysis. In some locations, school district composition may have changed slightly due to the use of updated District IDs obtained from the Department of Education

- Graduation rates reflect a 4-year graduation, which was determined to be the expectation of Airmen, Guardians, and their families due to frequency of relocation

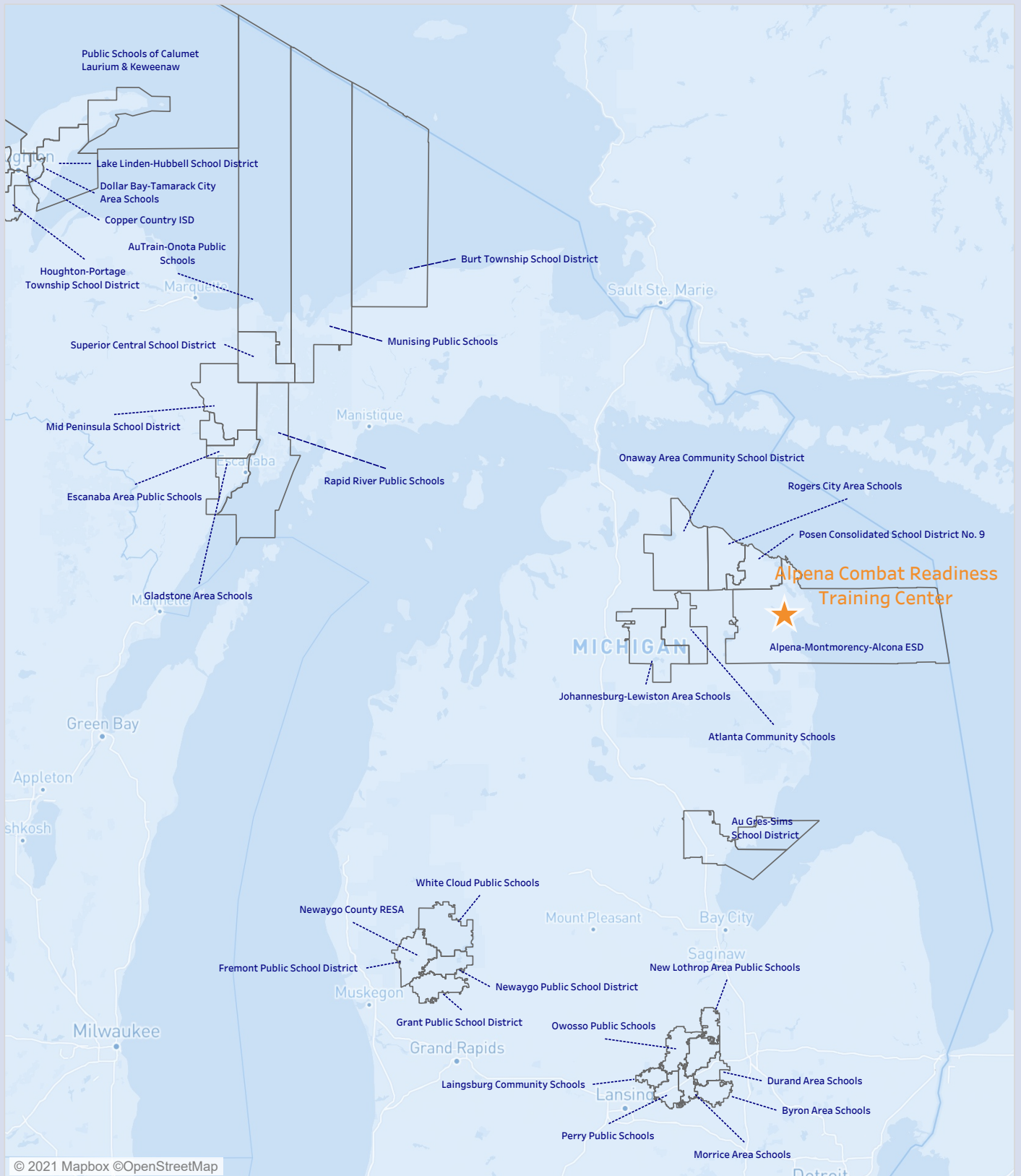
- The licensure assessment uses a checklist of licensure rules that states should have, and that they should avoid. For example, having a compact or temporary licensing rule and NOT having supervisory requirements are checklist items that lead to green. The Department of the Air Force reviewed state policies and programs intended to eliminate barriers to license portability for military spouses that were in effect as of 31 Dec. 2021

For additional information on Education and Licensure assessment criteria, methodology and data sources, please see the Support of Military Families Background Information provided at [www.af.mil](http://www.af.mil) under the Support to Families banner. All questions and feedback should be directed to [SAF.MRR.Workflow@us.af.mil](mailto:SAF.MRR.Workflow@us.af.mil).



# Alpena Combat Readiness Training Center, Michigan

## School Districts Map




# Support of Military Families - 2021

## Battle Creek Air National Guard Base, Michigan

### Public Education\*

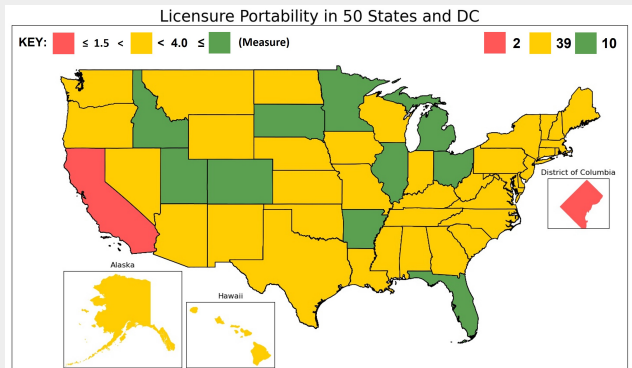
2019 2021



KEY: ■ < 33.3% ≤ ■ < 66.6% ≤ ■ (Percentile):

### Licensure Portability

2019 2021



### Academic Performance Criteria

2019 2021



Graduation Rate



Student Learning Rate



### School Climate Criteria



Chronic Absenteeism Rate



Suspension Rate



### Service Offering Criteria



Pre-Kindergarten Availability



Student to Counselor Ratio



Student to Mental Health Support Ratio



Student to Nurse Ratio



Student to Teacher Ratio



Data Source	Most Recent Survey Time Period Utilized	Date Last Updated
Department of Education - Civil Rights Data Collection District and School Data	SY 2017-2018	October 2020
Department of Education - EDFacts Graduation Rates (District and School Level)	SY 2018-2019	November 2020
Department of Education - National center for Education Statistics Common Core of Data Public Elementary/ Secondary School Universe Survey Data	SY 2019-2020	March 2021
Department of Education - National Center of Education Statistics Common Core of Data (School Search)	SY 2018-19 School Details and Enrollment Characteristics SY 2019-20 School Directory Information	April 2020 July 2020
Center for Education Policy Analysis: Stanford Education Data Archive (SEDA)	SY 2008-2009 through SY 2017-2018	February 2021

\* Public Education is Compiled using 60% Academic Performance, 20% School Climate, and 20% Service Offering.

Accounting



Cosmetology



EMS



Engineering



Law



Nursing



Physical Therapy



Psychology



Teaching



Other Professions



Data Source	Most Recent Survey Time Period Utilized	Date Last Updated
State Laws, State Executive Orders, State Bar and Supreme Court Rules (Licensure)	Through Dec. 2021	Dec. 31, 2021

### Areas Requiring Additional Support

#### Public Education

Student to Nurse



Graduation Rates



Student to Counselor



# Support of Military Families - 2021

## Battle Creek Air National Guard Base, Michigan

### Education and Licensure Assessment Narrative

#### Public Education:

(This assessment is a comparative analysis using colors to graphically display results for all criteria and categories. The colors are assigned using percentiles, divided into thirds, to provide information about a location's relative position compared to all other Department of the Air Force installations assessed)

- Battle Creek Air National Guard Base, Michigan received an overall red rating for public education as it fell within the bottom 33 percent of all Air Force installations assessed
- The areas with the lowest relative ranking which require additional state/community support include Student to Nurse Ratio, Graduation Rates, and Student to Counselor Ratio
- Change from 2019: Battle Creek Air National Guard Base, Michigan's overall education rating changed from yellow to red from 2019.

#### Licensure Portability:

- The State of Michigan received an overall green rating for licensure portability indicating the State statutes (primarily M.C.L.A. 339.213) are effective in removing barriers to licensure and certification portability. Military spouses can easily transfer professional licenses and certificates from other states and sustain their careers
- If you have additional information or recently made changes to your State's licensure statutes, you can send the updated information to [SAF.MRR.Workflow@us.af.mil](mailto:SAF.MRR.Workflow@us.af.mil) for consideration and potential changes to the assessment.
- Change from 2019: No change from the 2019 assessment and no changes to the State's statute

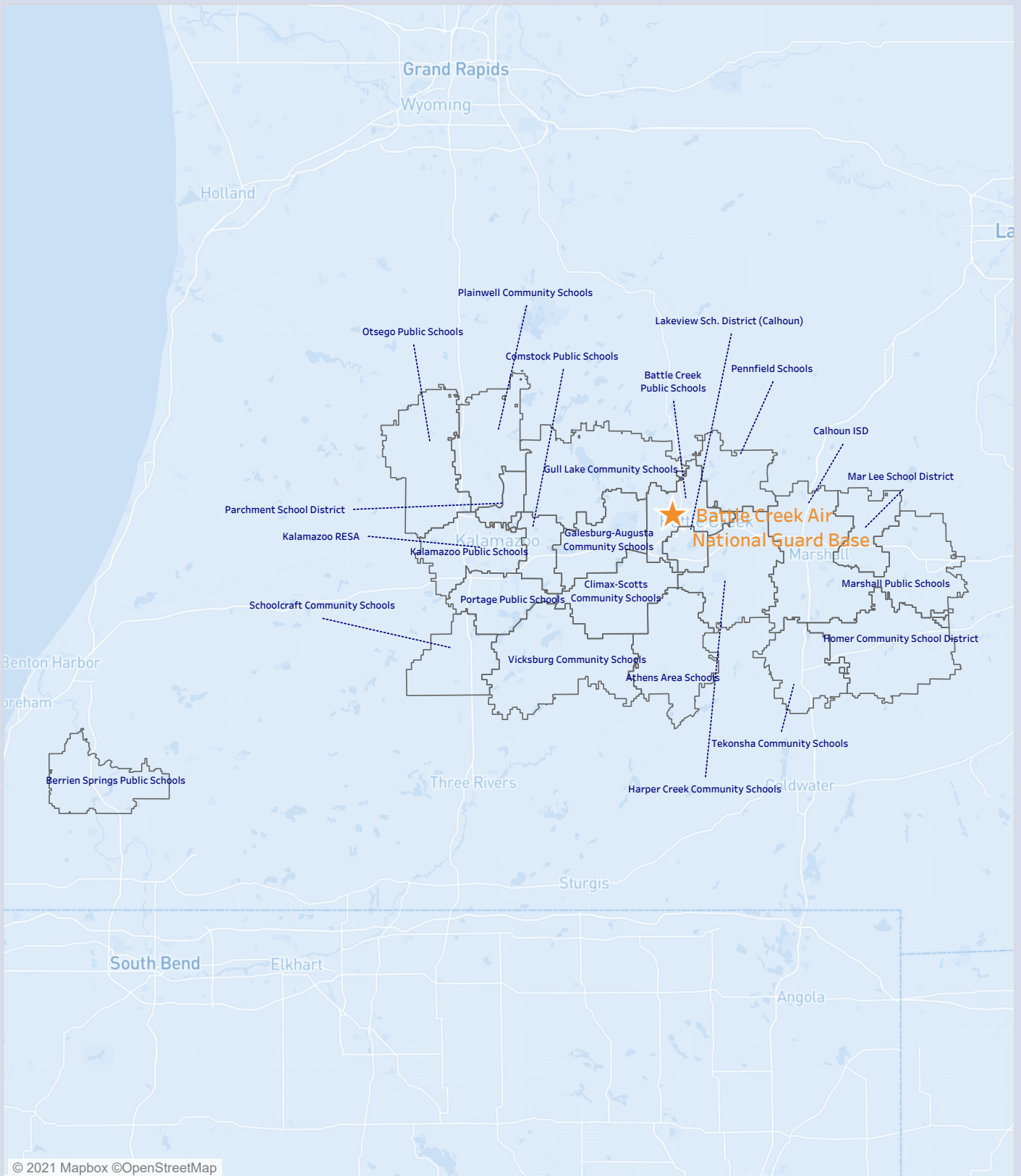
#### Additional Notes:

- The education assessment cross references zip codes within the Military Housing Area (MHA) with zip codes of schools in the surrounding districts. Those school districts with zip codes that fall within the MHA of an installation are included in the analysis. In some locations, school district composition may have changed slightly due to the use of updated District IDs obtained from the Department of Education
- Graduation rates reflect a 4-year graduation, which was determined to be the expectation of Airmen, Guardians, and their families due to frequency of relocation
- The licensure assessment uses a checklist of licensure rules that states should have, and that they should avoid. For example, having a compact or temporary licensing rule and NOT having supervisory requirements are checklist items that lead to green. The Department of the Air Force reviewed state policies and programs intended to eliminate barriers to license portability for military spouses that were in effect as of 31 Dec. 2021

For additional information on Education and Licensure assessment criteria, methodology and data sources, please see the Support of Military Families Background Information provided at [www.af.mil](http://www.af.mil) under the Support to Families banner. All questions and feedback should be directed to [SAF.MRR.Workflow@us.af.mil](mailto:SAF.MRR.Workflow@us.af.mil).

# Battle Creek Air National Guard Base, Michigan

## School Districts Map




# Support of Military Families - 2021

## Selfridge Air National Guard Base, Michigan

### Public Education\*

2019 2021



KEY: ■ < 33.3% ≤ ■ < 66.6% ≤ ■ (Percentile):

### Academic Performance Criteria

2019 2021



Graduation Rate



Student Learning Rate



### School Climate Criteria



Chronic Absenteeism Rate



Suspension Rate



### Service Offering Criteria



Pre-Kindergarten Availability



Student to Counselor Ratio



Student to Mental Health Support Ratio



Student to Nurse Ratio



Student to Teacher Ratio



Data Source	Most Recent Survey Time Period Utilized	Date Last Updated
Department of Education - Civil Rights Data Collection District and School Data	SY 2017-2018	October 2020
Department of Education - EDFacts Graduation Rates (District and School Level)	SY 2018-2019	November 2020
Department of Education - National center for Education Statistics Common Core of Data Public Elementary/ Secondary School Universe Survey Data	SY 2019-2020	March 2021
Department of Education - National Center of Education Statistics Common Core of Data (School Search)	SY 2018-19 School Details and Enrollment Characteristics SY 2019-20 School Directory Information	April 2020 July 2020
Center for Education Policy Analysis: Stanford Education Data Archive (SEDA)	SY 2008-2009 through SY 2017-2018	February 2021

\* Public Education is Compiled using 60% Academic Performance, 20% School Climate, and 20% Service Offering.

### Licensure Portability

2019 2021



Accounting

2019 2021



Cosmetology



EMS



Engineering



Law



Nursing



Physical Therapy



Psychology



Teaching



Other Professions



Data Source	Most Recent Survey Time Period Utilized	Date Last Updated
State Laws, State Executive Orders, State Bar and Supreme Court Rules (Licensure)	Through Dec. 2021	Dec. 31, 2021

### Areas Requiring Additional Support

#### Public Education

Student to Nurse



Student to Counselor



Student to Teacher



# Support of Military Families - 2021

## Selfridge Air National Guard Base, Michigan

### Education and Licensure Assessment Narrative

#### Public Education:

(This assessment is a comparative analysis using colors to graphically display results for all criteria and categories. The colors are assigned using percentiles, divided into thirds, to provide information about a location's relative position compared to all other Department of the Air Force installations assessed)

- Selfridge Air National Guard Base, Michigan received an overall green rating for public education as it fell within the top 33 percent of all Air Force installations assessed

- The areas with the lowest relative ranking which require additional state/community support include Student to Nurse Ratio, Student to Counselor Ratio, and Student to Teacher Ratio

- Change from 2019: Selfridge Air National Guard Base, Michigan's overall education rating changed from yellow to green from 2019.

#### Licensure Portability:

- The State of Michigan received an overall green rating for licensure portability indicating the State statutes (primarily M.C.L.A. 339.213) are effective in removing barriers to licensure and certification portability. Military spouses can easily transfer professional licenses and certificates from other states and sustain their careers

- If you have additional information or recently made changes to your State's licensure statutes, you can send the updated information to [SAF.MRR.Workflow@us.af.mil](mailto:SAF.MRR.Workflow@us.af.mil) for consideration and potential changes to the assessment.

- Change from 2019: No change from the 2019 assessment and no changes to the State's statute

#### Additional Notes:

- The education assessment cross references zip codes within the Military Housing Area (MHA) with zip codes of schools in the surrounding districts. Those school districts with zip codes that fall within the MHA of an installation are included in the analysis. In some locations, school district composition may have changed slightly due to the use of updated District IDs obtained from the Department of Education

- Graduation rates reflect a 4-year graduation, which was determined to be the expectation of Airmen, Guardians, and their families due to frequency of relocation

- The licensure assessment uses a checklist of licensure rules that states should have, and that they should avoid. For example, having a compact or temporary licensing rule and NOT having supervisory requirements are checklist items that lead to green. The Department of the Air Force reviewed state policies and programs intended to eliminate barriers to license portability for military spouses that were in effect as of 31 Dec. 2021

For additional information on Education and Licensure assessment criteria, methodology and data sources, please see the Support of Military Families Background Information provided at [www.af.mil](http://www.af.mil) under the Support to Families banner. All questions and feedback should be directed to [SAF.MRR.Workflow@us.af.mil](mailto:SAF.MRR.Workflow@us.af.mil).

# Selfridge Air National Guard Base, Michigan


## School Districts Map



# Support of Military Families - 2021

## Duluth Air National Guard Base, Minnesota

### Public Education\*



KEY: ■ < 33.3% ≤ ■ < 66.6% ≤ ■ (Percentile):

### Academic Performance Criteria



Graduation Rate



Student Learning Rate



### School Climate Criteria



Chronic Absenteeism Rate



Suspension Rate



### Service Offering Criteria



Pre-Kindergarten Availability



Student to Counselor Ratio



Student to Mental Health Support Ratio



Student to Nurse Ratio



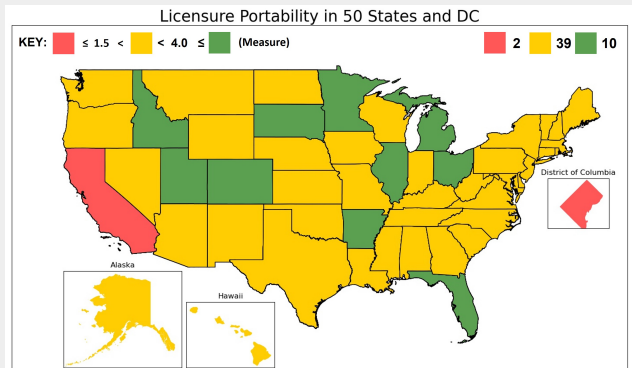
Student to Teacher Ratio



Data Source	Most Recent Survey Time Period Utilized	Date Last Updated
Department of Education - Civil Rights Data Collection District and School Data	SY 2017-2018	October 2020
Department of Education - EDFacts Graduation Rates (District and School Level)	SY 2018-2019	November 2020
Department of Education - National center for Education Statistics Common Core of Data Public Elementary/ Secondary School Universe Survey Data	SY 2019-2020	March 2021
Department of Education - National Center of Education Statistics Common Core of Data (School Search)	SY 2018-19 School Details and Enrollment Characteristics	April 2020
	SY 2019-20 School Directory Information	July 2020
Center for Education Policy Analysis: Stanford Education Data Archive (SEDA)	SY 2008-2009 through SY 2017-2018	February 2021

\* Public Education is Compiled using 60% Academic Performance, 20% School Climate, and 20% Service Offering.

### Licensure Portability



Accounting



Cosmetology



EMS



Engineering



Law



Nursing



Physical Therapy



Psychology



Teaching



Other Professions



Data Source	Most Recent Survey Time Period Utilized	Date Last Updated
State Laws, State Executive Orders, State Bar and Supreme Court Rules (Licensure)	Through Dec. 2021	Dec. 31, 2021

### Areas Requiring Additional Support

#### Public Education

Student to Counselor



Growth Measure



Chronic Absenteeism



Licensure Language

Profession

No MS rule

Law





# Support of Military Families - 2021

## Duluth Air National Guard Base, Minnesota

### Education and Licensure Assessment Narrative

#### Public Education:

(This assessment is a comparative analysis using colors to graphically display results for all criteria and categories. The colors are assigned using percentiles, divided into thirds, to provide information about a location's relative position compared to all other Department of the Air Force installations assessed)

- Duluth Air National Guard Base, Minnesota received an overall yellow rating for public education as it fell within the middle 33 percent of all Air Force installations assessed
- The areas with the lowest relative ranking which require additional state/community support include Student to Counselor Ratio, Growth Measure, and Chronic Absenteeism Rate
- Change from 2019: Duluth Air National Guard Base, Minnesota's overall education rating did not shift from 2019.

#### Licensure Portability:

- The State of Minnesota received an overall green assessment for licensure portability indicating the State statutes (primarily M.S.A. § 197.4552) are effective in removing barriers to licensure and certification portability. Military spouses can easily transfer professional licenses and certificates from other states and sustain their careers
- Significant barriers remain for Law given the state does not have military spouse specific legislation in place
- If you have additional information or recently made changes to your State's licensure statutes, you can send the updated information to [SAF.MRR.Workflow@us.af.mil](mailto:SAF.MRR.Workflow@us.af.mil) for consideration and potential changes to the assessment.
- Change from 2019: No change from the 2019 assessment and no changes to the State's statute

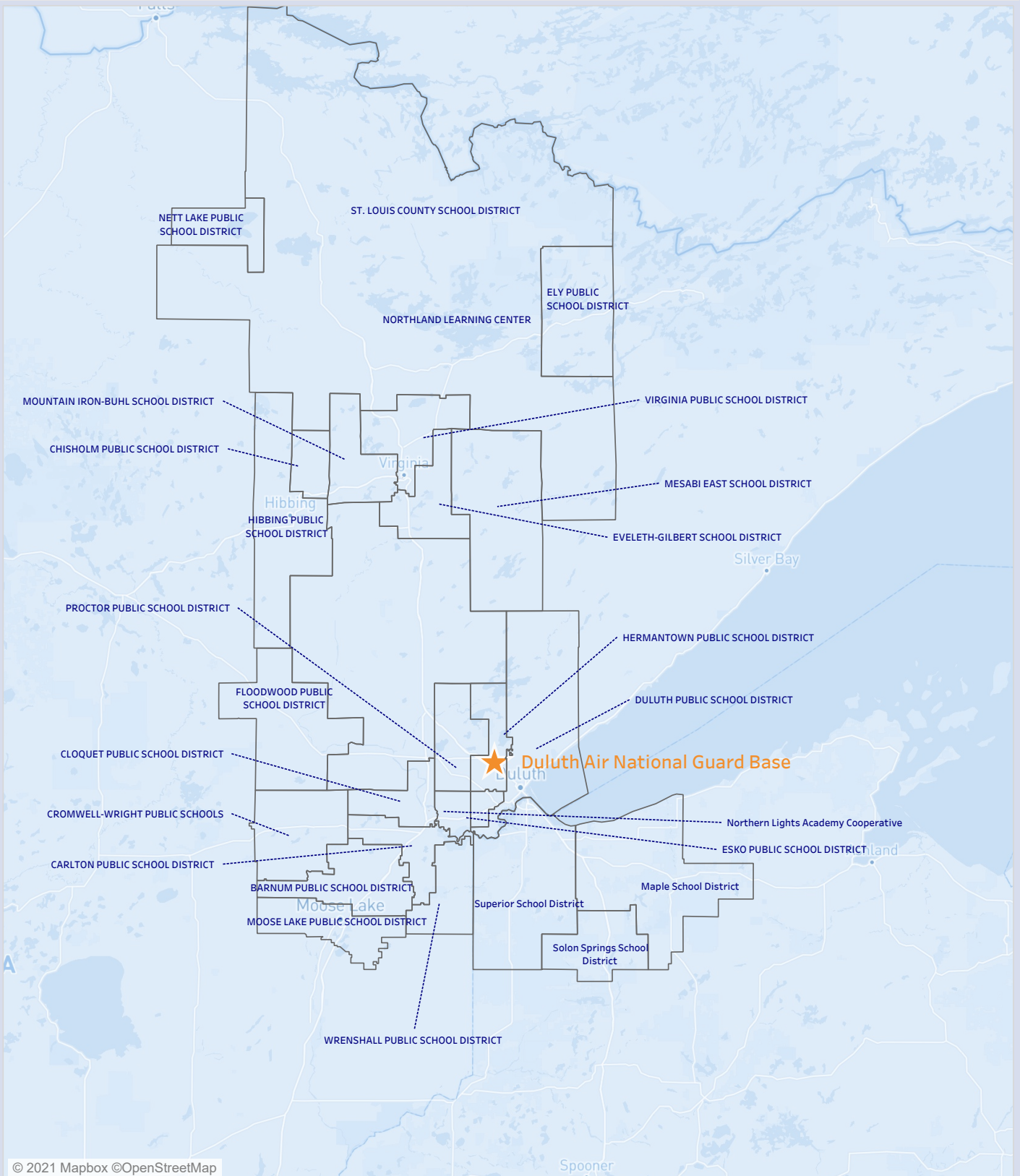
#### Additional Notes:

- The education assessment cross references zip codes within the Military Housing Area (MHA) with zip codes of schools in the surrounding districts. Those school districts with zip codes that fall within the MHA of an installation are included in the analysis. In some locations, school district composition may have changed slightly due to the use of updated District IDs obtained from the Department of Education
- Graduation rates reflect a 4-year graduation, which was determined to be the expectation of Airmen, Guardians, and their families due to frequency of relocation
- The licensure assessment uses a checklist of licensure rules that states should have, and that they should avoid. For example, having a compact or temporary licensing rule and NOT having supervisory requirements are checklist items that lead to green. The Department of the Air Force reviewed state policies and programs intended to eliminate barriers to license portability for military spouses that were in effect as of 31 Dec. 2021

For additional information on Education and Licensure assessment criteria, methodology and data sources, please see the Support of Military Families Background Information provided at [www.af.mil](http://www.af.mil) under the Support to Families banner. All questions and feedback should be directed to [SAF.MRR.Workflow@us.af.mil](mailto:SAF.MRR.Workflow@us.af.mil).

# Duluth Air National Guard Base, Minnesota

## School Districts Map

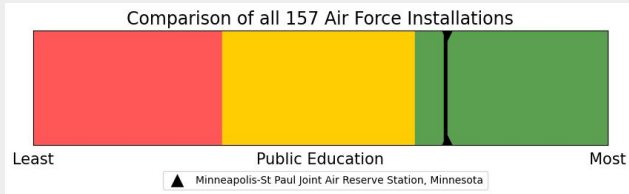


# Support of Military Families - 2021

## Minneapolis-St Paul Joint Air Reserve Station, Minnesota

### Public Education\*

2019 2021



KEY: ■ < 33.3% ≤ ■ < 66.6% ≤ ■ (Percentile):

### Academic Performance Criteria

2019 2021



Graduation Rate



Student Learning Rate



### School Climate Criteria



Chronic Absenteeism Rate



Suspension Rate



### Service Offering Criteria



Pre-Kindergarten Availability



Student to Counselor Ratio



Student to Mental Health Support Ratio



Student to Nurse Ratio



Student to Teacher Ratio



Data Source	Most Recent Survey Time Period Utilized	Date Last Updated
Department of Education - Civil Rights Data Collection District and School Data	SY 2017-2018	October 2020
Department of Education - EDFacts Graduation Rates (District and School Level)	SY 2018-2019	November 2020
Department of Education - National center for Education Statistics Common Core of Data Public Elementary/ Secondary School Universe Survey Data	SY 2019-2020	March 2021
Department of Education - National Center of Education Statistics Common Core of Data (School Search)	SY 2018-19 School Details and Enrollment Characteristics	April 2020
	SY 2019-20 School Directory Information	July 2020
Center for Education Policy Analysis: Stanford Education Data Archive (SEDA)	SY 2008-2009 through SY 2017-2018	February 2021

\* Public Education is Compiled using 60% Academic Performance, 20% School Climate, and 20% Service Offering.

### Licensure Portability

2019 2021



Accounting



Cosmetology



EMS



Engineering



Law



Nursing



Physical Therapy



Psychology



Teaching



Other Professions



Data Source	Most Recent Survey Time Period Utilized	Date Last Updated
State Laws, State Executive Orders, State Bar and Supreme Court Rules (Licensure)	Through Dec. 2021	Dec. 31, 2021

### Areas Requiring Additional Support

#### Public Education

Student to Counselor



Student to Nurse



Student to Teacher



Licensure Language

Profession

No MS rule

Law



# Support of Military Families - 2021

## Minneapolis-St Paul Joint Air Reserve Station, Minnesota

### Education and Licensure Assessment Narrative

#### Public Education:

(This assessment is a comparative analysis using colors to graphically display results for all criteria and categories. The colors are assigned using percentiles, divided into thirds, to provide information about a location's relative position compared to all other Department of the Air Force installations assessed)

- Minneapolis-St Paul Joint Air Reserve Station, Minnesota received an overall green rating for public education as it fell within the top 33 percent of all Air Force installations assessed

- The areas with the lowest relative ranking which require additional state/community support include Student to Counselor Ratio, Student to Nurse Ratio, and Student to Teacher Ratio

- Change from 2019: Minneapolis-St Paul Joint Air Reserve Station, Minnesota's overall education rating did not shift from 2019.

#### Licensure Portability:

- The State of Minnesota received an overall green assessment for licensure portability indicating the State statutes (primarily M.S.A. § 197.4552) are effective in removing barriers to licensure and certification portability. Military spouses can easily transfer professional licenses and certificates from other states and sustain their careers

- Significant barriers remain for Law given the state does not have military spouse specific legislation in place

- If you have additional information or recently made changes to your State's licensure statutes, you can send the updated information to [SAF.MRR.Workflow@us.af.mil](mailto:SAF.MRR.Workflow@us.af.mil) for consideration and potential changes to the assessment.

- Change from 2019: No change from the 2019 assessment and no changes to the State's statute

#### Additional Notes:

- The education assessment cross references zip codes within the Military Housing Area (MHA) with zip codes of schools in the surrounding districts. Those school districts with zip codes that fall within the MHA of an installation are included in the analysis. In some locations, school district composition may have changed slightly due to the use of updated District IDs obtained from the Department of Education

- Graduation rates reflect a 4-year graduation, which was determined to be the expectation of Airmen, Guardians, and their families due to frequency of relocation

- The licensure assessment uses a checklist of licensure rules that states should have, and that they should avoid. For example, having a compact or temporary licensing rule and NOT having supervisory requirements are checklist items that lead to green. The Department of the Air Force reviewed state policies and programs intended to eliminate barriers to license portability for military spouses that were in effect as of 31 Dec. 2021

For additional information on Education and Licensure assessment criteria, methodology and data sources, please see the Support of Military Families Background Information provided at [www.af.mil](http://www.af.mil) under the Support to Families banner. All questions and feedback should be directed to [SAF.MRR.Workflow@us.af.mil](mailto:SAF.MRR.Workflow@us.af.mil).

# Minneapolis-St. Paul Joint Air Reserve Station, Minnesota

## School Districts Map




# Support of Military Families - 2021

## Allen C Thompson Field Air National Guard Base, Mississippi

### Public Education\*

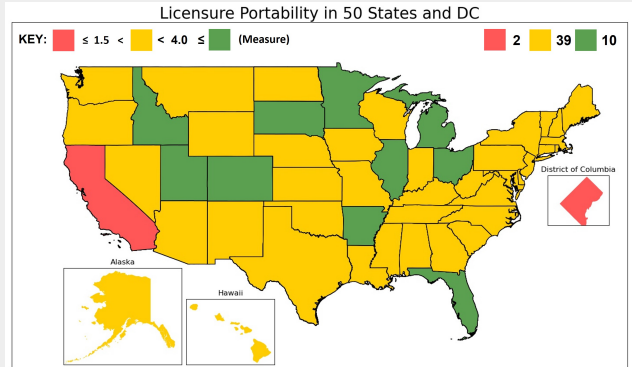
2019 2021



KEY: ■ < 33.3% ≤ ■ < 66.6% ≤ ■ (Percentile):

### Licensure Portability

2019 2021



### Academic Performance Criteria

2019 2021



Graduation Rate



Student Learning Rate



### School Climate Criteria



Chronic Absenteeism Rate



Suspension Rate



### Service Offering Criteria



Pre-Kindergarten Availability



Student to Counselor Ratio



Student to Mental Health Support Ratio



Student to Nurse Ratio



Student to Teacher Ratio



Accounting



Cosmetology



EMS



Engineering



Law



Nursing



Physical Therapy



Psychology



Teaching



Other Professions



Data Source	Most Recent Survey Time Period Utilized	Date Last Updated
State Laws, State Executive Orders, State Bar and Supreme Court Rules (Licensure)	Through Dec. 2021	Dec. 31, 2021

Data Source	Most Recent Survey Time Period Utilized	Date Last Updated
Department of Education - Civil Rights Data Collection District and School Data	SY 2017-2018	October 2020
Department of Education - EDFacts Graduation Rates (District and School Level)	SY 2018-2019	November 2020
Department of Education - National center for Education Statistics Common Core of Data Public Elementary/ Secondary School Universe Survey Data	SY 2019-2020	March 2021
Department of Education - National Center of Education Statistics Common Core of Data (School Search)	SY 2018-19 School Details and Enrollment Characteristics SY 2019-20 School Directory Information	April 2020 July 2020
Center for Education Policy Analysis: Stanford Education Data Archive (SEDA)	SY 2008-2009 through SY 2017-2018	February 2021

\* Public Education is Compiled using 60% Academic Performance, 20% School Climate, and 20% Service Offering.

### Areas Requiring Additional Support

#### Public Education

Mental Health Support



Suspension Rate



Chronic Absenteeism



Licensure Language

Profession

No MS rule

Law



# Support of Military Families - 2021

## Allen C Thompson Field Air National Guard Base, Mississippi

### Education and Licensure Assessment Narrative

#### Public Education:

(This assessment is a comparative analysis using colors to graphically display results for all criteria and categories. The colors are assigned using percentiles, divided into thirds, to provide information about a location's relative position compared to all other Department of the Air Force installations assessed)

- Allen C Thompson Field Air National Guard Base, Mississippi received an overall red rating for public education as it fell within the bottom 33 percent of all Air Force installations assessed

- The areas with the lowest relative ranking which require additional state/community support include Student to Mental Health Professional Ratio, Suspension Rate, and Chronic Absenteeism Rate

- Change from 2019: Allen C Thompson Field Air National Guard Base, Mississippi's overall education rating did not shift from 2019.

#### Licensure Portability:

- The State of Mississippi received an overall yellow rating for licensure portability indicating the State statutes (primarily Senate Bill 2117) contain barriers to licensure and certification portability for military spouses. This assessment was awarded due to Mississippi's participation in interstate compacts for Nursing and Physical Therapy occupations and providing current certification as a National Registry EMT for the EMS profession

- Barriers remain for Accounting, Cosmetology, Engineering, Psychology and Teaching due to "substantial equivalency" or "similar scope of practice" requirement that allows acceptance of another state's license if the requirements for obtaining the license are sufficiently similar to their own State's requirements and precludes acceptance if the requirements are not similar. Plus, current statute does not exclude any other occupations from licensure portability burdens. Additionally, barriers remain for Law as there are currently no rules established to accommodate licensing for military spouses in the legal profession

- If you have additional information or recently made changes to your State's licensure statutes, you can send the updated information to [SAF.MRR.Workflow@us.af.mil](mailto:SAF.MRR.Workflow@us.af.mil) for consideration and potential changes to the assessment.

- Change from 2019: Despite making progress by changing the requirement for the length of time an out-of-state license must be held for from two years to one year, the inclusion of a "similar scope of practice" language prevents any change from the previous assessment

#### Additional Notes:

- The education assessment cross references zip codes within the Military Housing Area (MHA) with zip codes of schools in the surrounding districts. Those school districts with zip codes that fall within the MHA of an installation are included in the analysis. In some locations, school district composition may have changed slightly due to the use of updated District IDs obtained from the Department of Education

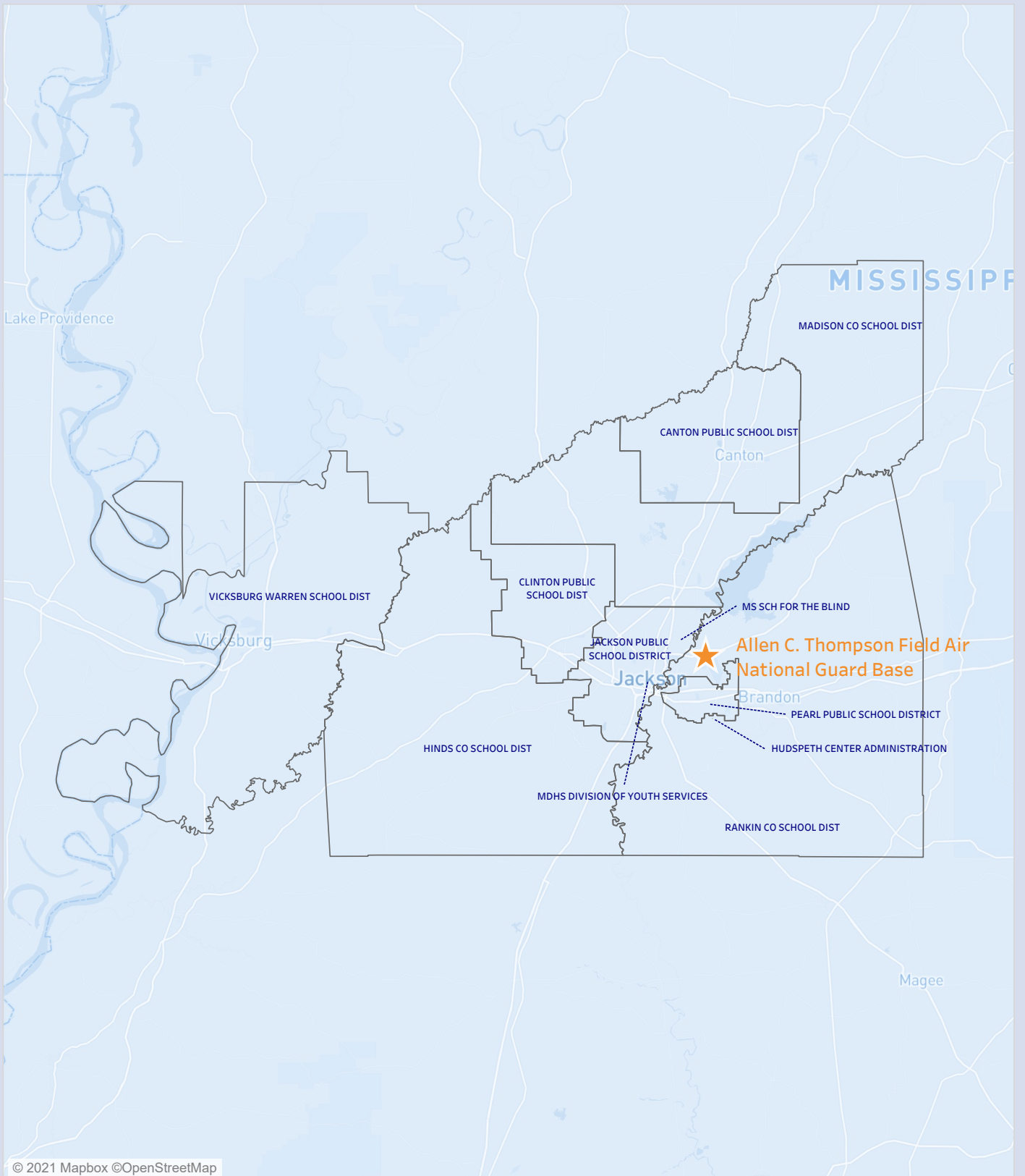
- Graduation rates reflect a 4-year graduation, which was determined to be the expectation of Airmen, Guardians, and their families due to frequency of relocation

- The licensure assessment uses a checklist of licensure rules that states should have, and that they should avoid. For example, having a compact or temporary licensing rule and NOT having supervisory requirements are checklist items that lead to green. The Department of the Air Force reviewed state policies and programs intended to eliminate barriers to license portability for military spouses that were in effect as of 31 Dec. 2021

For additional information on Education and Licensure assessment criteria, methodology and data sources, please see the Support of Military Families Background Information provided at [www.af.mil](http://www.af.mil) under the Support to Families banner. All questions and feedback should be directed to [SAF.MRR.Workflow@us.af.mil](mailto:SAF.MRR.Workflow@us.af.mil).

# Allen C. Thompson Field Air National Guard Base, Mississippi

## School Districts Map



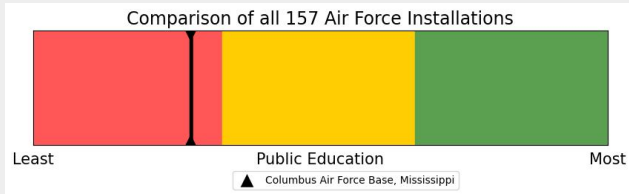


# Support of Military Families - 2021

## Columbus Air Force Base, Mississippi

### Public Education\*

2019 2021



KEY: ■ < 33.3% ≤ ■ < 66.6% ≤ ■ (Percentile):

### Academic Performance Criteria

2019 2021



Graduation Rate



Student Learning Rate



### School Climate Criteria



Chronic Absenteeism Rate



Suspension Rate



### Service Offering Criteria



Pre-Kindergarten Availability



Student to Counselor Ratio



Student to Mental Health Support Ratio



Student to Nurse Ratio



Student to Teacher Ratio



Data Source	Most Recent Survey Time Period Utilized	Date Last Updated
Department of Education - Civil Rights Data Collection District and School Data	SY 2017-2018	October 2020
Department of Education - EDFacts Graduation Rates (District and School Level)	SY 2018-2019	November 2020
Department of Education - National center for Education Statistics Common Core of Data Public Elementary/ Secondary School Universe Survey Data	SY 2019-2020	March 2021
Department of Education - National Center of Education Statistics Common Core of Data (School Search)	SY 2018-19 School Details and Enrollment Characteristics	April 2020
	SY 2019-20 School Directory Information	July 2020
Center for Education Policy Analysis: Stanford Education Data Archive (SEDA)	SY 2008-2009 through SY 2017-2018	February 2021

\* Public Education is Compiled using 60% Academic Performance, 20% School Climate, and 20% Service Offering.

### Licensure Portability

2019 2021



Accounting



Cosmetology



EMS



Engineering



Law



Nursing



Physical Therapy



Psychology



Teaching



Other Professions



Data Source	Most Recent Survey Time Period Utilized	Date Last Updated
State Laws, State Executive Orders, State Bar and Supreme Court Rules (Licensure)	Through Dec. 2021	Dec. 31, 2021

### Areas Requiring Additional Support

#### Public Education

Mental Health Support



Suspension Rate



Growth Measure



Licensure Language

Profession

No MS rule

Law



# Support of Military Families - 2021

## Columbus Air Force Base, Mississippi

### Education and Licensure Assessment Narrative

#### Public Education:

(This assessment is a comparative analysis using colors to graphically display results for all criteria and categories. The colors are assigned using percentiles, divided into thirds, to provide information about a location's relative position compared to all other Department of the Air Force installations assessed)

- Columbus Air Force Base, Mississippi received an overall red rating for public education as it fell within the bottom 33 percent of all Air Force installations assessed
- The areas with the lowest relative ranking which require additional state/community support include Student to Mental Health Professional Ratio, Suspension Rate, and Growth Measure
- Change from 2019: Columbus Air Force Base, Mississippi's overall education rating did not shift from 2019.

#### Licensure Portability:

•The State of Mississippi received an overall yellow rating for licensure portability indicating the State statutes (primarily Senate Bill 2117) contain barriers to licensure and certification portability for military spouses. This assessment was awarded due to Mississippi's participation in interstate compacts for Nursing and Physical Therapy occupations and providing current certification as a National Registry EMT for the EMS profession

•Barriers remain for Accounting, Cosmetology, Engineering, Psychology and Teaching due to "substantial equivalency" or "similar scope of practice" requirement that allows acceptance of another state's license if the requirements for obtaining the license are sufficiently similar to their own State's requirements and precludes acceptance if the requirements are not similar. Plus, current statute does not exclude any other occupations from licensure portability burdens. Additionally, barriers remain for Law as there are currently no rules established to accommodate licensing for military spouses in the legal profession

•If you have additional information or recently made changes to your State's licensure statutes, you can send the updated information to [SAF.MRR.Workflow@us.af.mil](mailto:SAF.MRR.Workflow@us.af.mil) for consideration and potential changes to the assessment.

•Change from 2019: Despite making progress by changing the requirement for the length of time an out-of-state license must be held for from two years to one year, the inclusion of a "similar scope of practice" language prevents any change from the previous assessment

#### Additional Notes:

•The education assessment cross references zip codes within the Military Housing Area (MHA) with zip codes of schools in the surrounding districts. Those school districts with zip codes that fall within the MHA of an installation are included in the analysis. In some locations, school district composition may have changed slightly due to the use of updated District IDs obtained from the Department of Education

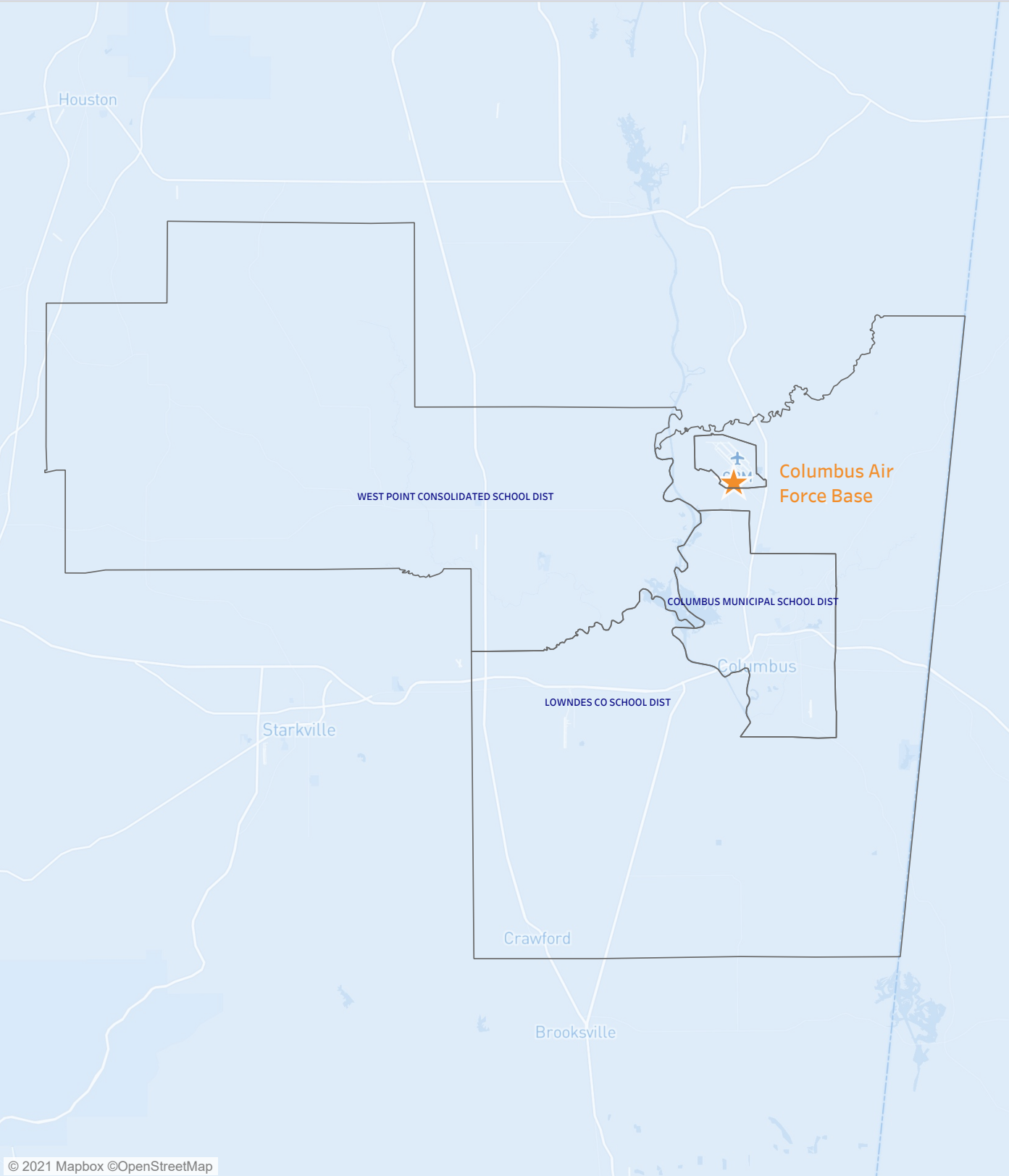
•Graduation rates reflect a 4-year graduation, which was determined to be the expectation of Airmen, Guardians, and their families due to frequency of relocation

•The licensure assessment uses a checklist of licensure rules that states should have, and that they should avoid. For example, having a compact or temporary licensing rule and NOT having supervisory requirements are checklist items that lead to green. The Department of the Air Force reviewed state policies and programs intended to eliminate barriers to license portability for military spouses that were in effect as of 31 Dec. 2021

For additional information on Education and Licensure assessment criteria, methodology and data sources, please see the Support of Military Families Background Information provided at [www.af.mil](http://www.af.mil) under the Support to Families banner. All questions and feedback should be directed to [SAF.MRR.Workflow@us.af.mil](mailto:SAF.MRR.Workflow@us.af.mil).

# Columbus Air Force Base, Mississippi

## School Districts Map

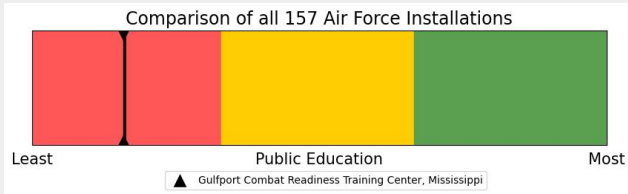


# Support of Military Families - 2021

## Gulfport Combat Readiness Training Center, Mississippi

### Public Education\*

2019 2021



KEY: ■ < 33.3% ≤ ■ < 66.6% ≤ ■ (Percentile):

### Academic Performance Criteria

2019 2021



Graduation Rate



Student Learning Rate



### School Climate Criteria



Chronic Absenteeism Rate



Suspension Rate



### Service Offering Criteria



Pre-Kindergarten Availability



Student to Counselor Ratio



Student to Mental Health Support Ratio



Student to Nurse Ratio



Student to Teacher Ratio



Data Source	Most Recent Survey Time Period Utilized	Date Last Updated
Department of Education - Civil Rights Data Collection District and School Data	SY 2017-2018	October 2020
Department of Education - EDFacts Graduation Rates (District and School Level)	SY 2018-2019	November 2020
Department of Education - National center for Education Statistics Common Core of Data Public Elementary/ Secondary School Universe Survey Data	SY 2019-2020	March 2021
Department of Education - National Center of Education Statistics Common Core of Data (School Search)	SY 2018-19 School Details and Enrollment Characteristics	April 2020
	SY 2019-20 School Directory Information	July 2020
Center for Education Policy Analysis: Stanford Education Data Archive (SEDA)	SY 2008-2009 through SY 2017-2018	February 2021

\* Public Education is Compiled using 60% Academic Performance, 20% School Climate, and 20% Service Offering.

### Licensure Portability

2019 2021



Accounting



Cosmetology



EMS



Engineering



Law



Nursing



Physical Therapy



Psychology



Teaching



Other Professions



Data Source	Most Recent Survey Time Period Utilized	Date Last Updated
State Laws, State Executive Orders, State Bar and Supreme Court Rules (Licensure)	Through Dec. 2021	Dec. 31, 2021

### Areas Requiring Additional Support

#### Public Education

Suspension Rate



Mental Health Support



Student to Counselor



Licensure Language

Profession

No MS rule

Law



# Support of Military Families - 2021

## Gulfport Combat Readiness Training Center, Mississippi

### Education and Licensure Assessment Narrative

#### Public Education:

(This assessment is a comparative analysis using colors to graphically display results for all criteria and categories. The colors are assigned using percentiles, divided into thirds, to provide information about a location's relative position compared to all other Department of the Air Force installations assessed)

- Gulfport Combat Readiness Training Center, Mississippi received an overall yellow rating for public education as it fell within the middle 33 percent of all Air Force installations assessed
- The areas with the lowest relative ranking which require additional state/community support include Suspension Rate, Student to Mental Health Professional Ratio, and Student to Counselor Ratio
- Change from 2019: Gulfport Combat Readiness Training Center, Mississippi's overall education rating changed from red to yellow from 2019.

#### Licensure Portability:

- The State of Mississippi received an overall yellow rating for licensure portability indicating the State statutes (primarily Senate Bill 2117) contain barriers to licensure and certification portability for military spouses. This assessment was awarded due to Mississippi's participation in interstate compacts for Nursing and Physical Therapy occupations and providing current certification as a National Registry EMT for the EMS profession
- Barriers remain for Accounting, Cosmetology, Engineering, Psychology and Teaching due to "substantial equivalency" or "similar scope of practice" requirement that allows acceptance of another state's license if the requirements for obtaining the license are sufficiently similar to their own State's requirements and precludes acceptance if the requirements are not similar. Plus, current statute does not exclude any other occupations from licensure portability burdens. Additionally, barriers remain for Law as there are currently no rules established to accommodate licensing for military spouses in the legal profession
- If you have additional information or recently made changes to your State's licensure statutes, you can send the updated information to [SAF.MRR.Workflow@us.af.mil](mailto:SAF.MRR.Workflow@us.af.mil) for consideration and potential changes to the assessment.
- Change from 2019: Despite making progress by changing the requirement for the length of time an out-of-state license must be held for from two years to one year, the inclusion of a "similar scope of practice" language prevents any change from the previous assessment

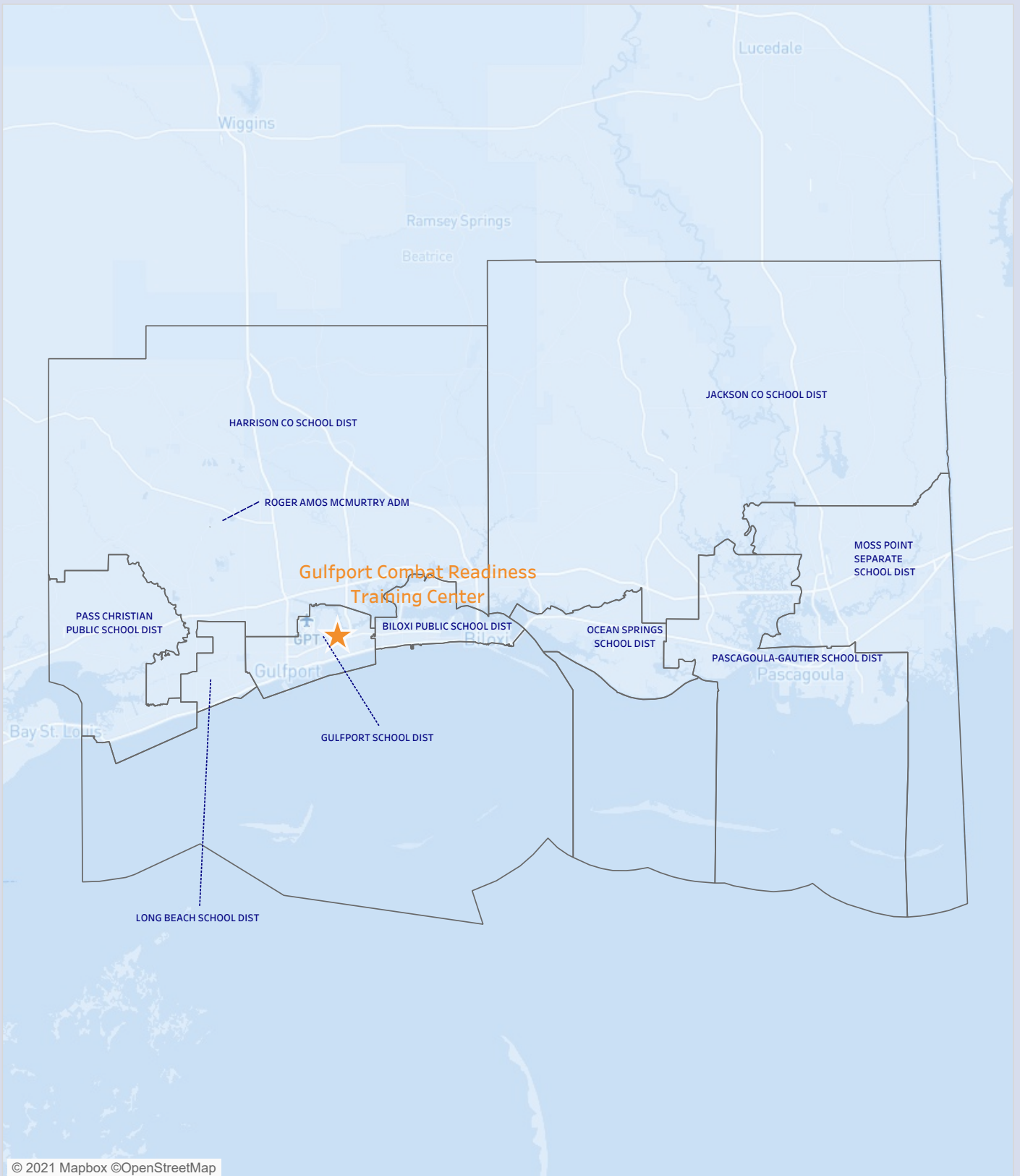
#### Additional Notes:

- The education assessment cross references zip codes within the Military Housing Area (MHA) with zip codes of schools in the surrounding districts. Those school districts with zip codes that fall within the MHA of an installation are included in the analysis. In some locations, school district composition may have changed slightly due to the use of updated District IDs obtained from the Department of Education
- Graduation rates reflect a 4-year graduation, which was determined to be the expectation of Airmen, Guardians, and their families due to frequency of relocation
- The licensure assessment uses a checklist of licensure rules that states should have, and that they should avoid. For example, having a compact or temporary licensing rule and NOT having supervisory requirements are checklist items that lead to green. The Department of the Air Force reviewed state policies and programs intended to eliminate barriers to license portability for military spouses that were in effect as of 31 Dec. 2021

For additional information on Education and Licensure assessment criteria, methodology and data sources, please see the Support of Military Families Background Information provided at [www.af.mil](http://www.af.mil) under the Support to Families banner. All questions and feedback should be directed to [SAF.MRR.Workflow@us.af.mil](mailto:SAF.MRR.Workflow@us.af.mil).

# Gulfport Combat Readiness Training Center, Mississippi

## School Districts Map

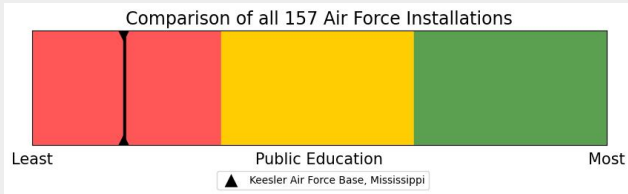


# Support of Military Families - 2021

## Keesler Air Force Base, Mississippi

### Public Education\*

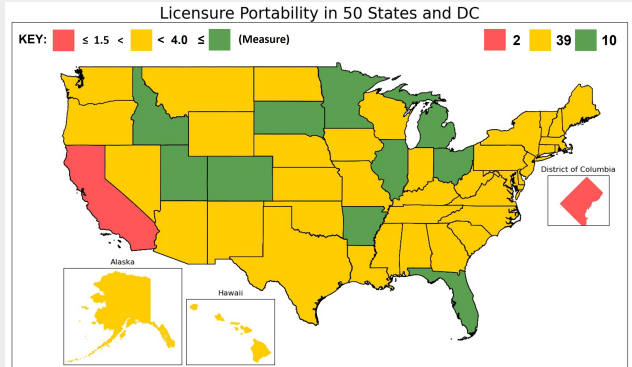
2019 2021



KEY: ■ < 33.3% ≤ ■ < 66.6% ≤ ■ (Percentile):

### Licensure Portability

2019 2021



### Academic Performance Criteria

2019 2021



Graduation Rate



Student Learning Rate



### School Climate Criteria



Chronic Absenteeism Rate



Suspension Rate



### Service Offering Criteria



Pre-Kindergarten Availability



Student to Counselor Ratio



Student to Mental Health Support Ratio



Student to Nurse Ratio



Student to Teacher Ratio



Data Source	Most Recent Survey Time Period Utilized	Date Last Updated
Department of Education - Civil Rights Data Collection District and School Data	SY 2017-2018	October 2020
Department of Education - EDFacts Graduation Rates (District and School Level)	SY 2018-2019	November 2020
Department of Education - National center for Education Statistics Common Core of Data Public Elementary/ Secondary School Universe Survey Data	SY 2019-2020	March 2021
Department of Education - National Center of Education Statistics Common Core of Data (School Search)	SY 2018-19 School Details and Enrollment Characteristics	April 2020
	SY 2019-20 School Directory Information	July 2020
Center for Education Policy Analysis: Stanford Education Data Archive (SEDA)	SY 2008-2009 through SY 2017-2018	February 2021

\* Public Education is Compiled using 60% Academic Performance, 20% School Climate, and 20% Service Offering.

Accounting



Cosmetology



EMS



Engineering



Law



Nursing



Physical Therapy



Psychology



Teaching



Other Professions



Data Source	Most Recent Survey Time Period Utilized	Date Last Updated
State Laws, State Executive Orders, State Bar and Supreme Court Rules (Licensure)	Through Dec. 2021	Dec. 31, 2021

### Areas Requiring Additional Support

#### Public Education

Suspension Rate



Mental Health Support



Student to Counselor



Licensure Language

Profession

No MS rule

Law



# Support of Military Families - 2021

## Keesler Air Force Base, Mississippi

### Education and Licensure Assessment Narrative

#### Public Education:

(This assessment is a comparative analysis using colors to graphically display results for all criteria and categories. The colors are assigned using percentiles, divided into thirds, to provide information about a location's relative position compared to all other Department of the Air Force installations assessed)

- Keesler Air Force Base, Mississippi received an overall yellow rating for public education as it fell within the middle 33 percent of all Air Force installations assessed

- The areas with the lowest relative ranking which require additional state/community support include Suspension Rate, Student to Mental Health Professional Ratio, and Student to Counselor Ratio

- Change from 2019: Keesler Air Force Base, Mississippi's overall education rating changed from red to yellow from 2019.

#### Licensure Portability:

- The State of Mississippi received an overall yellow rating for licensure portability indicating the State statutes (primarily Senate Bill 2117) contain barriers to licensure and certification portability for military spouses. This assessment was awarded due to Mississippi's participation in interstate compacts for Nursing and Physical Therapy occupations and providing current certification as a National Registry EMT for the EMS profession

- Barriers remain for Accounting, Cosmetology, Engineering, Psychology and Teaching due to "substantial equivalency" or "similar scope of practice" requirement that allows acceptance of another state's license if the requirements for obtaining the license are sufficiently similar to their own State's requirements and precludes acceptance if the requirements are not similar. Plus, current statute does not exclude any other occupations from licensure portability burdens. Additionally, barriers remain for Law as there are currently no rules established to accommodate licensing for military spouses in the legal profession

- If you have additional information or recently made changes to your State's licensure statutes, you can send the updated information to [SAF.MRR.Workflow@us.af.mil](mailto:SAF.MRR.Workflow@us.af.mil) for consideration and potential changes to the assessment.

- Change from 2019: Despite making progress by changing the requirement for the length of time an out-of-state license must be held for from two years to one year, the inclusion of a "similar scope of practice" language prevents any change from the previous assessment

#### Additional Notes:

- The education assessment cross references zip codes within the Military Housing Area (MHA) with zip codes of schools in the surrounding districts. Those school districts with zip codes that fall within the MHA of an installation are included in the analysis. In some locations, school district composition may have changed slightly due to the use of updated District IDs obtained from the Department of Education

- Graduation rates reflect a 4-year graduation, which was determined to be the expectation of Airmen, Guardians, and their families due to frequency of relocation

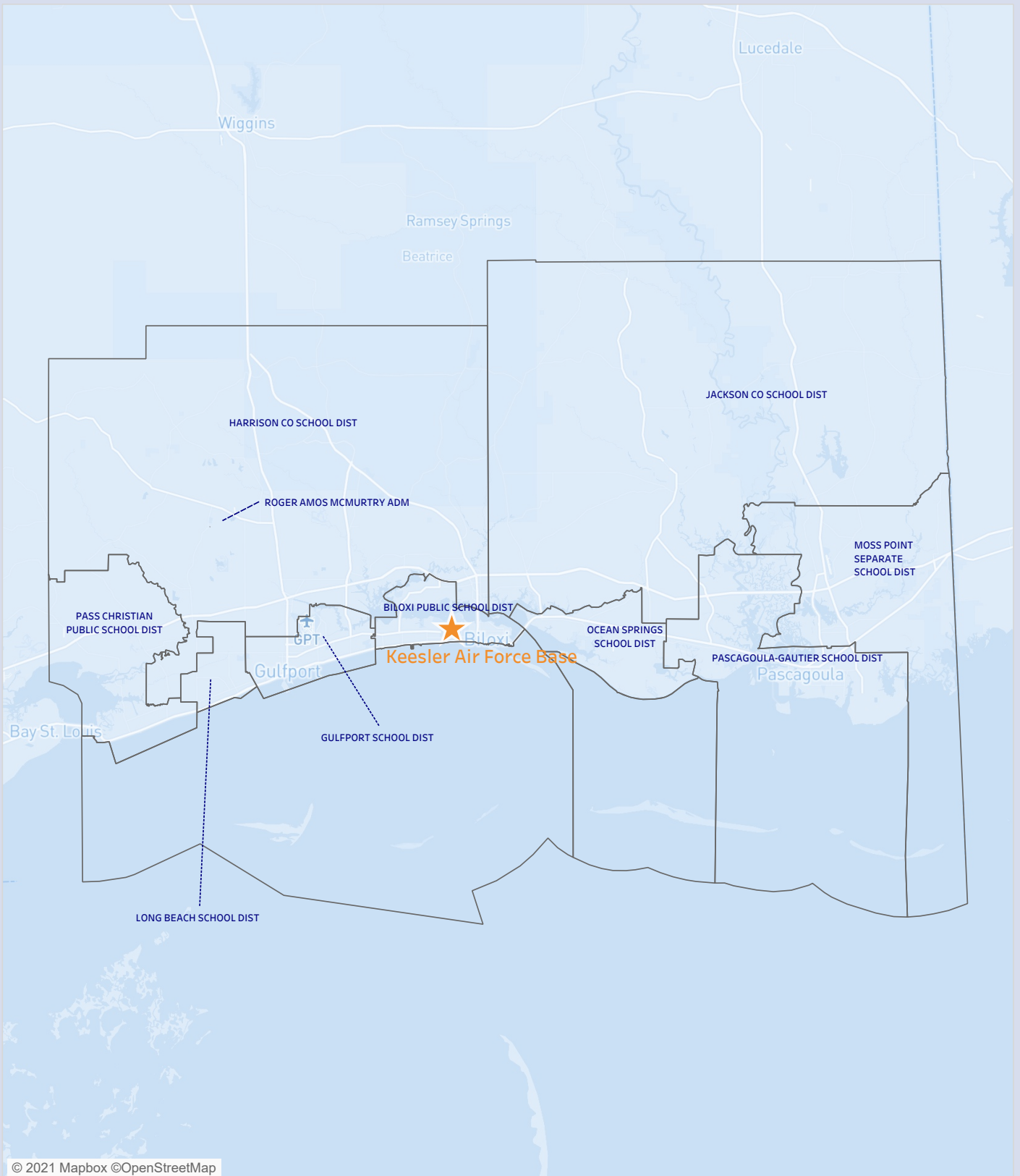
- The licensure assessment uses a checklist of licensure rules that states should have, and that they should avoid. For example, having a compact or temporary licensing rule and NOT having supervisory requirements are checklist items that lead to green. The Department of the Air Force reviewed state policies and programs intended to eliminate barriers to license portability for military spouses that were in effect as of 31 Dec. 2021

For additional information on Education and Licensure assessment criteria, methodology and data sources, please see the Support of Military Families Background Information provided at [www.af.mil](http://www.af.mil) under the Support to Families banner. All questions and feedback should be directed to [SAF.MRR.Workflow@us.af.mil](mailto:SAF.MRR.Workflow@us.af.mil).



# Keesler Air Force Base, Mississippi

## School Districts Map

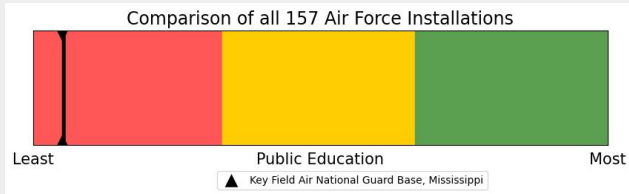


# Support of Military Families - 2021

## Key Field Air National Guard Base, Mississippi

### Public Education\*

2019 2021



KEY: ■ < 33.3% ≤ ■ < 66.6% ≤ ■ (Percentile):

### Academic Performance Criteria

2019 2021

Graduation Rate



Student Learning Rate



### School Climate Criteria

Chronic Absenteeism Rate



Suspension Rate



### Service Offering Criteria

Pre-Kindergarten Availability



Student to Counselor Ratio



Student to Mental Health Support Ratio



Student to Nurse Ratio



Student to Teacher Ratio

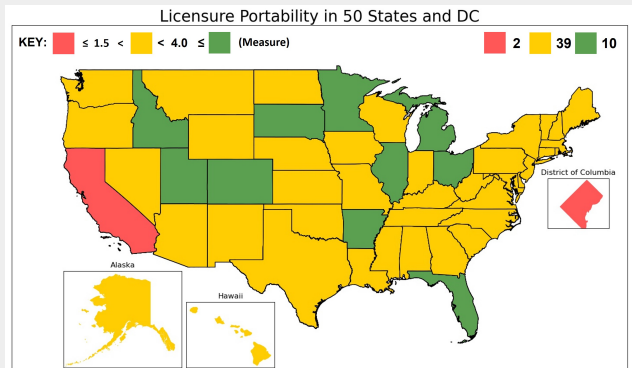


Data Source	Most Recent Survey Time Period Utilized	Date Last Updated
Department of Education - Civil Rights Data Collection District and School Data	SY 2017-2018	October 2020
Department of Education - EDFacts Graduation Rates (District and School Level)	SY 2018-2019	November 2020
Department of Education - National center for Education Statistics Common Core of Data Public Elementary/ Secondary School Universe Survey Data	SY 2019-2020	March 2021
Department of Education - National Center of Education Statistics Common Core of Data (School Search)	SY 2018-19 School Details and Enrollment Characteristics	April 2020
	SY 2019-20 School Directory Information	July 2020
Center for Education Policy Analysis: Stanford Education Data Archive (SEDA)	SY 2008-2009 through SY 2017-2018	February 2021

\* Public Education is Compiled using 60% Academic Performance, 20% School Climate, and 20% Service Offering.

### Licensure Portability

2019 2021



Accounting



Cosmetology



EMS



Engineering



Law



Nursing



Physical Therapy



Psychology



Teaching



Other Professions



Data Source	Most Recent Survey Time Period Utilized	Date Last Updated
State Laws, State Executive Orders, State Bar and Supreme Court Rules (Licensure)	Through Dec. 2021	Dec. 31, 2021

### Areas Requiring Additional Support

#### Public Education

Suspension Rate



Graduation Rates



Mental Health Support



Licensure Language

Profession

No MS rule

Law



# Support of Military Families - 2021

## Key Field Air National Guard Base, Mississippi

### Education and Licensure Assessment Narrative

#### Public Education:

(This assessment is a comparative analysis using colors to graphically display results for all criteria and categories. The colors are assigned using percentiles, divided into thirds, to provide information about a location's relative position compared to all other Department of the Air Force installations assessed)

- Key Field Air National Guard Base, Mississippi received an overall red rating for public education as it fell within the bottom 33 percent of all Air Force installations assessed
- The areas with the lowest relative ranking which require additional state/community support include Suspension Rate, Graduation Rates, and Student to Mental Health Professional Ratio
- Change from 2019: Key Field Air National Guard Base, Mississippi's overall education rating did not shift from 2019.

#### Licensure Portability:

- The State of Mississippi received an overall yellow rating for licensure portability indicating the State statutes (primarily Senate Bill 2117) contain barriers to licensure and certification portability for military spouses. This assessment was awarded due to Mississippi's participation in interstate compacts for Nursing and Physical Therapy occupations and providing current certification as a National Registry EMT for the EMS profession
- Barriers remain for Accounting, Cosmetology, Engineering, Psychology and Teaching due to "substantial equivalency" or "similar scope of practice" requirement that allows acceptance of another state's license if the requirements for obtaining the license are sufficiently similar to their own State's requirements and precludes acceptance if the requirements are not similar. Plus, current statute does not exclude any other occupations from licensure portability burdens. Additionally, barriers remain for Law as there are currently no rules established to accommodate licensing for military spouses in the legal profession
- If you have additional information or recently made changes to your State's licensure statutes, you can send the updated information to [SAF.MRR.Workflow@us.af.mil](mailto:SAF.MRR.Workflow@us.af.mil) for consideration and potential changes to the assessment.
- Change from 2019: Despite making progress by changing the requirement for the length of time an out-of-state license must be held for from two years to one year, the inclusion of a "similar scope of practice" language prevents any change from the previous assessment

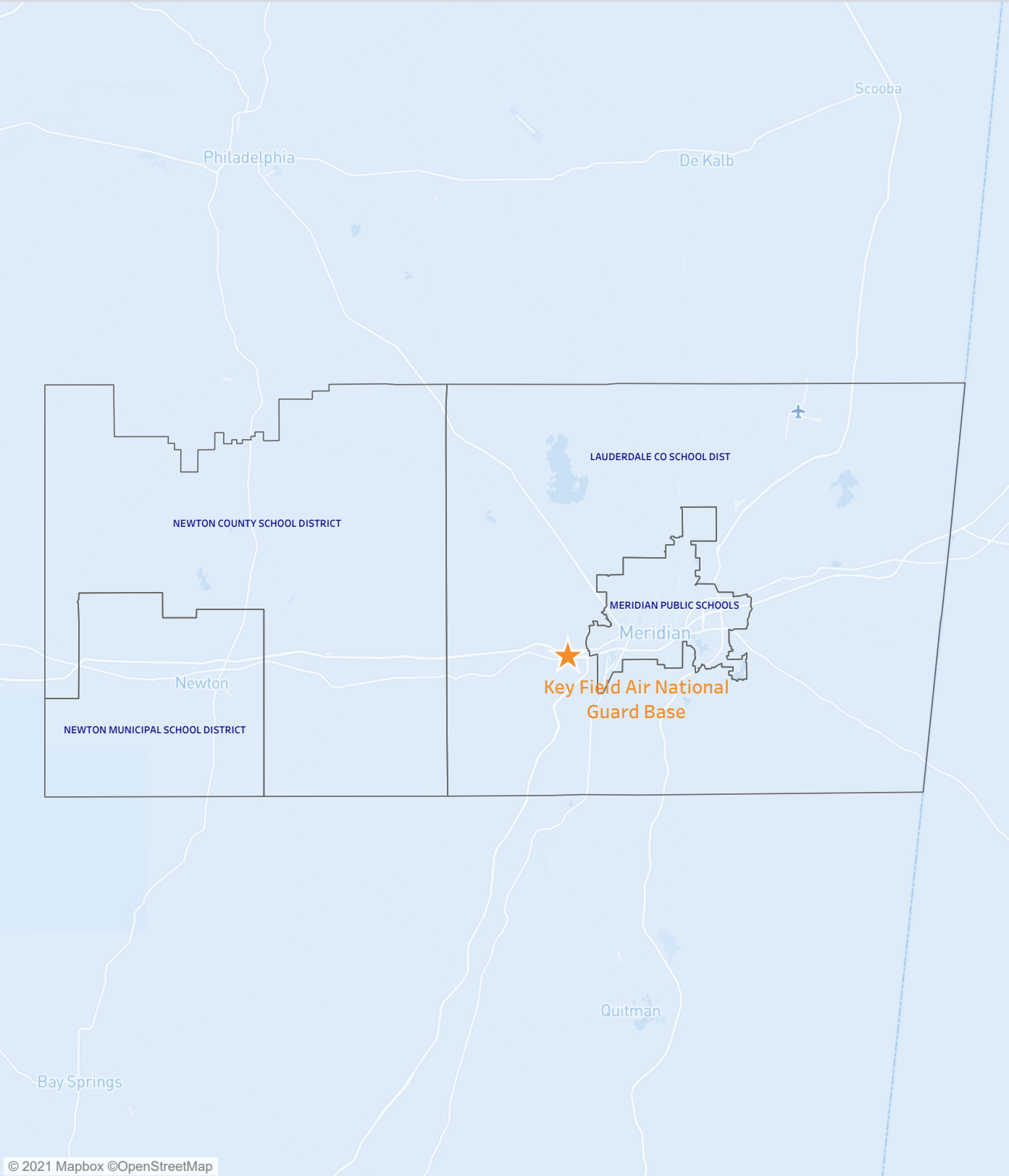
#### Additional Notes:

- The education assessment cross references zip codes within the Military Housing Area (MHA) with zip codes of schools in the surrounding districts. Those school districts with zip codes that fall within the MHA of an installation are included in the analysis. In some locations, school district composition may have changed slightly due to the use of updated District IDs obtained from the Department of Education
- Graduation rates reflect a 4-year graduation, which was determined to be the expectation of Airmen, Guardians, and their families due to frequency of relocation
- The licensure assessment uses a checklist of licensure rules that states should have, and that they should avoid. For example, having a compact or temporary licensing rule and NOT having supervisory requirements are checklist items that lead to green. The Department of the Air Force reviewed state policies and programs intended to eliminate barriers to license portability for military spouses that were in effect as of 31 Dec. 2021

For additional information on Education and Licensure assessment criteria, methodology and data sources, please see the Support of Military Families Background Information provided at [www.af.mil](http://www.af.mil) under the Support to Families banner. All questions and feedback should be directed to [SAF.MRR.Workflow@us.af.mil](mailto:SAF.MRR.Workflow@us.af.mil).

# Key Field Air National Guard Base, Mississippi

## School Districts Map

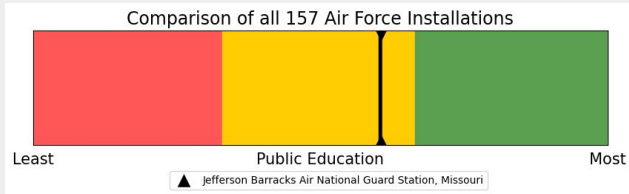


# Support of Military Families - 2021

## Jefferson Barracks Air National Guard Station, Missouri

### Public Education\*

2019 2021



KEY: ■ < 33.3% ≤ ■ < 66.6% ≤ ■ (Percentile):

### Academic Performance Criteria

2019 2021



Graduation Rate



Student Learning Rate



### School Climate Criteria



Chronic Absenteeism Rate



Suspension Rate



### Service Offering Criteria



Pre-Kindergarten Availability



Student to Counselor Ratio



Student to Mental Health Support Ratio



Student to Nurse Ratio



Student to Teacher Ratio



Data Source	Most Recent Survey Time Period Utilized	Date Last Updated
Department of Education - Civil Rights Data Collection District and School Data	SY 2017-2018	October 2020
Department of Education - EDFacts Graduation Rates (District and School Level)	SY 2018-2019	November 2020
Department of Education - National center for Education Statistics Common Core of Data Public Elementary/ Secondary School Universe Survey Data	SY 2019-2020	March 2021
Department of Education - National Center of Education Statistics Common Core of Data (School Search)	SY 2018-19 School Details and Enrollment Characteristics SY 2019-20 School Directory Information	April 2020 July 2020
Center for Education Policy Analysis: Stanford Education Data Archive (SEDA)	SY 2008-2009 through SY 2017-2018	February 2021

\* Public Education is Compiled using 60% Academic Performance, 20% School Climate, and 20% Service Offering.

### Licensure Portability

2019 2021



Accounting



Cosmetology



EMS



Engineering



Law



Nursing



Physical Therapy



Psychology



Teaching



Other Professions



Data Source	Most Recent Survey Time Period Utilized	Date Last Updated
State Laws, State Executive Orders, State Bar and Supreme Court Rules (Licensure)	Through Dec. 2021	Dec. 31, 2021

### Areas Requiring Additional Support

#### Public Education

Suspension Rate



Growth Measure



PreK



#### Licensure Language

Substantial equivalency  
Temporary license May  
have addtl reqs

#### Profession

Cosmetology,  
Engineering,  
Teaching



# Support of Military Families - 2021

## Jefferson Barracks Air National Guard Station, Missouri

### Education and Licensure Assessment Narrative

#### Public Education:

(This assessment is a comparative analysis using colors to graphically display results for all criteria and categories. The colors are assigned using percentiles, divided into thirds, to provide information about a location's relative position compared to all other Department of the Air Force installations assessed)

- Jefferson Barracks Air National Guard Station, Missouri received an overall green rating for public education as it fell within the top 33 percent of all Air Force installations assessed
- The areas with the lowest relative ranking which require additional state/community support include Suspension Rate, Growth Measure, and Pre-school Availability
- Change from 2019: Jefferson Barracks Air National Guard Station, Missouri's overall education rating changed from yellow to green from 2019.

#### Licensure Portability:

- The State of Missouri received an overall yellow assessment for licensure portability indicating the State statutes (primarily V.A.M.S. 324.009) contain barriers to licensure and certification portability for military spouses. This assessment is driven by Missouri's requirement that an applicant be licensed or certified by another state for at least one year
- No barriers remain for Law, EMS, Nursing and Physical Therapy due to their favorable military spouse legislation for lawyers (temporary license available for military spouses and no supervisory requirements) and their inclusion in the National Registry of Emergency Medical Technicians, the Nurse Licensure Compact and the Physical Therapy Compact
- If you have additional information or recently made changes to your State's licensure statutes, you can send the updated information to [SAF.MRR.Workflow@us.af.mil](mailto:SAF.MRR.Workflow@us.af.mil) for consideration and potential changes to the assessment.
- Change from 2019: Despite making progress by removing the substantial equivalence requirements, the need to hold a license in good standing for at least one year prevents any change from the previous assessment

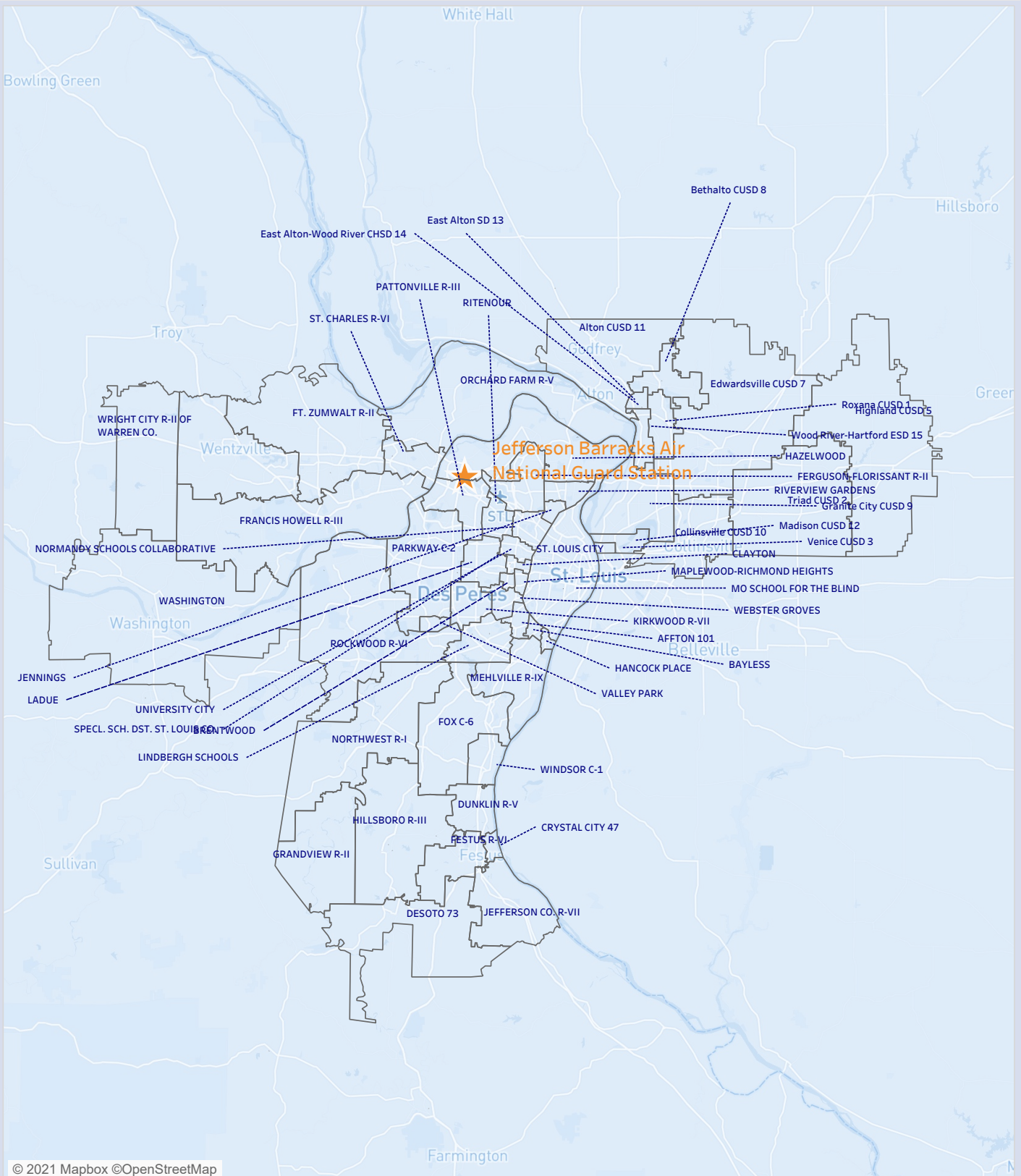
#### Additional Notes:

- The education assessment cross references zip codes within the Military Housing Area (MHA) with zip codes of schools in the surrounding districts. Those school districts with zip codes that fall within the MHA of an installation are included in the analysis. In some locations, school district composition may have changed slightly due to the use of updated District IDs obtained from the Department of Education
- Graduation rates reflect a 4-year graduation, which was determined to be the expectation of Airmen, Guardians, and their families due to frequency of relocation
- The licensure assessment uses a checklist of licensure rules that states should have, and that they should avoid. For example, having a compact or temporary licensing rule and NOT having supervisory requirements are checklist items that lead to green. The Department of the Air Force reviewed state policies and programs intended to eliminate barriers to license portability for military spouses that were in effect as of 31 Dec. 2021

For additional information on Education and Licensure assessment criteria, methodology and data sources, please see the Support of Military Families Background Information provided at [www.af.mil](http://www.af.mil) under the Support to Families banner. All questions and feedback should be directed to [SAF.MRR.Workflow@us.af.mil](mailto:SAF.MRR.Workflow@us.af.mil).

# Jefferson Barracks Air National Guard Station, Missouri

## School Districts Map




# Support of Military Families - 2021

## Rosecrans Air National Guard Base, Missouri

### Public Education\*

2019 2021



KEY: ■ < 33.3% ≤ ■ < 66.6% ≤ ■ (Percentile):

### Academic Performance Criteria

2019 2021



Graduation Rate ■ ■

Student Learning Rate ■ ■

### School Climate Criteria



Chronic Absenteeism Rate ■ ■

Suspension Rate ■ ■

### Service Offering Criteria



Pre-Kindergarten Availability ■ ■

Student to Counselor Ratio ■ ■

Student to Mental Health Support Ratio ■ ■

Student to Nurse Ratio ■ ■

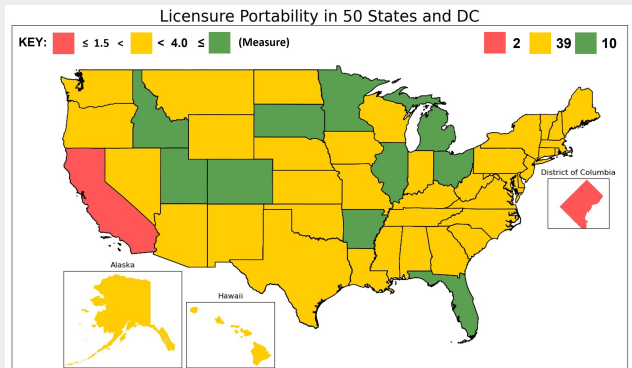
Student to Teacher Ratio ■ ■

Data Source	Most Recent Survey Time Period Utilized	Date Last Updated
Department of Education - Civil Rights Data Collection District and School Data	SY 2017-2018	October 2020
Department of Education - ED Facts Graduation Rates (District and School Level)	SY 2018-2019	November 2020
Department of Education - National center for Education Statistics Common Core of Data Public Elementary/ Secondary School Universe Survey Data	SY 2019-2020	March 2021
Department of Education - National Center of Education Statistics Common Core of Data (School Search)	SY 2018-19 School Details and Enrollment Characteristics	April 2020
	SY 2019-20 School Directory Information	July 2020
Center for Education Policy Analysis: Stanford Education Data Archive (SEDA)	SY 2008-2009 through SY 2017-2018	February 2021

\* Public Education is Compiled using 60% Academic Performance, 20% School Climate, and 20% Service Offering.

### Licensure Portability

2019 2021



Accounting ■ ■

Cosmetology ■ ■

EMS ■ ■

Engineering ■ ■

Law ■ ■

Nursing ■ ■

Physical Therapy ■ ■

Psychology ■ ■

Teaching ■ ■

Other Professions ■ ■

Data Source	Most Recent Survey Time Period Utilized	Date Last Updated
State Laws, State Executive Orders, State Bar and Supreme Court Rules (Licensure)	Through Dec. 2021	Dec. 31, 2021

### Areas Requiring Additional Support

#### Public Education

Suspension Rate ■

Growth Measure ■

Graduation Rates ■

#### Licensure Language

Substantial equivalency  
Temporary license May  
have addtl reqs

#### Profession

Cosmetology,  
Engineering,  
Teaching ■



# Support of Military Families - 2021

## Rosecrans Air National Guard Base, Missouri

### Education and Licensure Assessment Narrative

#### Public Education:

(This assessment is a comparative analysis using colors to graphically display results for all criteria and categories. The colors are assigned using percentiles, divided into thirds, to provide information about a location's relative position compared to all other Department of the Air Force installations assessed)

- Rosecrans Air National Guard Base, Missouri received an overall yellow rating for public education as it fell within the middle 33 percent of all Air Force installations assessed

- The areas with the lowest relative ranking which require additional state/community support include Suspension Rate, Growth Measure, and Graduation Rates

- Change from 2019: Rosecrans Air National Guard Base, Missouri's overall education rating did not shift from 2019.

#### Licensure Portability:

- The State of Missouri received an overall yellow assessment for licensure portability indicating the State statutes (primarily V.A.M.S. 324.009) contain barriers to licensure and certification portability for military spouses. This assessment is driven by Missouri's requirement that an applicant be licensed or certified by another state for at least one year

- No barriers remain for Law, EMS, Nursing and Physical Therapy due to their favorable military spouse legislation for lawyers (temporary license available for military spouses and no supervisory requirements) and their inclusion in the National Registry of Emergency Medical Technicians, the Nurse Licensure Compact and the Physical Therapy Compact

- If you have additional information or recently made changes to your State's licensure statutes, you can send the updated information to [SAF.MRR.Workflow@us.af.mil](mailto:SAF.MRR.Workflow@us.af.mil) for consideration and potential changes to the assessment.

- Change from 2019: Despite making progress by removing the substantial equivalence requirements, the need to hold a license in good standing for at least one year prevents any change from the previous assessment

#### Additional Notes:

- The education assessment cross references zip codes within the Military Housing Area (MHA) with zip codes of schools in the surrounding districts. Those school districts with zip codes that fall within the MHA of an installation are included in the analysis. In some locations, school district composition may have changed slightly due to the use of updated District IDs obtained from the Department of Education

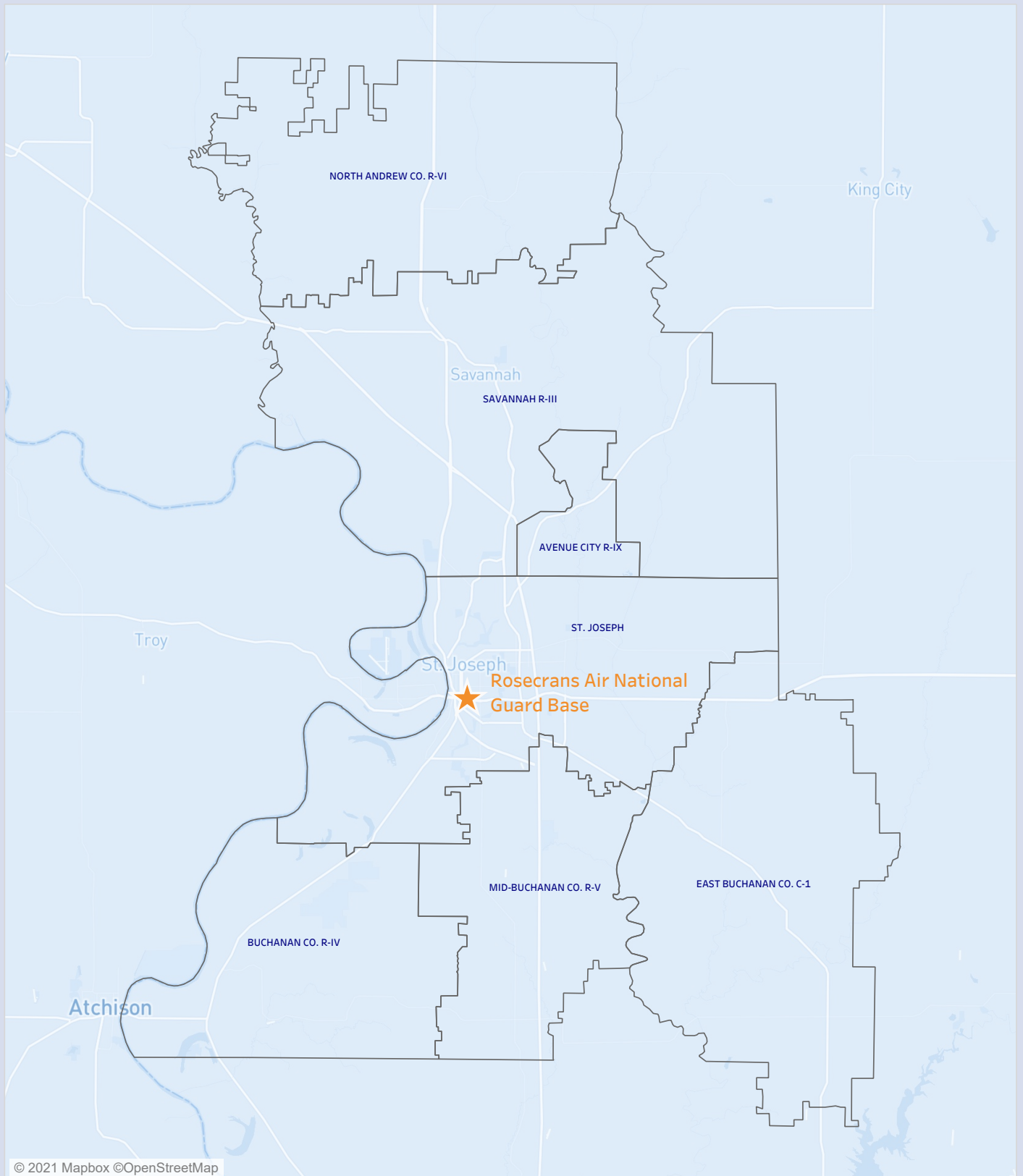
- Graduation rates reflect a 4-year graduation, which was determined to be the expectation of Airmen, Guardians, and their families due to frequency of relocation

- The licensure assessment uses a checklist of licensure rules that states should have, and that they should avoid. For example, having a compact or temporary licensing rule and NOT having supervisory requirements are checklist items that lead to green. The Department of the Air Force reviewed state policies and programs intended to eliminate barriers to license portability for military spouses that were in effect as of 31 Dec. 2021

For additional information on Education and Licensure assessment criteria, methodology and data sources, please see the Support of Military Families Background Information provided at [www.af.mil](http://www.af.mil) under the Support to Families banner. All questions and feedback should be directed to [SAF.MRR.Workflow@us.af.mil](mailto:SAF.MRR.Workflow@us.af.mil).

# Rosecrans Air National Guard Base, Missouri

## School Districts Map

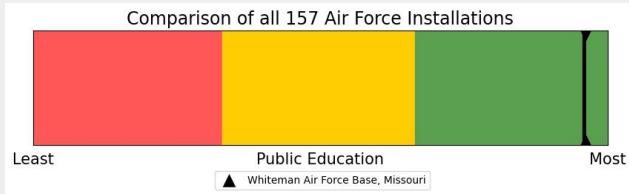


# Support of Military Families - 2021

## Whiteman Air Force Base, Missouri

### Public Education\*

2019 2021



KEY: ■ < 33.3% ≤ ■ < 66.6% ≤ ■ (Percentile):

### Academic Performance Criteria

2019 2021



Graduation Rate



Student Learning Rate



### School Climate Criteria



Chronic Absenteeism Rate



Suspension Rate



### Service Offering Criteria



Pre-Kindergarten Availability



Student to Counselor Ratio



Student to Mental Health Support Ratio



Student to Nurse Ratio



Student to Teacher Ratio



Data Source	Most Recent Survey Time Period Utilized	Date Last Updated
Department of Education - Civil Rights Data Collection District and School Data	SY 2017-2018	October 2020
Department of Education - ED Facts Graduation Rates (District and School Level)	SY 2018-2019	November 2020
Department of Education - National center for Education Statistics Common Core of Data Public Elementary/ Secondary School Universe Survey Data	SY 2019-2020	March 2021
Department of Education - National Center of Education Statistics Common Core of Data (School Search)	SY 2018-19 School Details and Enrollment Characteristics	April 2020
	SY 2019-20 School Directory Information	July 2020
Center for Education Policy Analysis: Stanford Education Data Archive (SEDA)	SY 2008-2009 through SY 2017-2018	February 2021

\* Public Education is Compiled using 60% Academic Performance, 20% School Climate, and 20% Service Offering.

### Licensure Portability

2019 2021



Accounting



Cosmetology



EMS



Engineering



Law



Nursing



Physical Therapy



Psychology



Teaching



Other Professions



Data Source	Most Recent Survey Time Period Utilized	Date Last Updated
State Laws, State Executive Orders, State Bar and Supreme Court Rules (Licensure)	Through Dec. 2021	Dec. 31, 2021

### Areas Requiring Additional Support

#### Public Education

Suspension Rate



PreK



Mental Health Support



#### Licensure Language

Substantial equivalency  
Temporary license May  
have addtl reqs

#### Profession

Cosmetology,  
Engineering,  
Teaching



# Support of Military Families - 2021

## Whiteman Air Force Base, Missouri

### Education and Licensure Assessment Narrative

#### Public Education:

(This assessment is a comparative analysis using colors to graphically display results for all criteria and categories. The colors are assigned using percentiles, divided into thirds, to provide information about a location's relative position compared to all other Department of the Air Force installations assessed)

- Whiteman Air Force Base, Missouri received an overall green rating for public education as it fell within the top 33 percent of all Air Force installations assessed

- The areas with the lowest relative ranking which require additional state/community support include Suspension Rate, Pre-school Availability, and Student to Mental Health Professional Ratio

- Change from 2019: Whiteman Air Force Base, Missouri's overall education rating did not shift from 2019.

#### Licensure Portability:

- The State of Missouri received an overall yellow assessment for licensure portability indicating the State statutes (primarily V.A.M.S. 324.009) contain barriers to licensure and certification portability for military spouses. This assessment is driven by Missouri's requirement that an applicant be licensed or certified by another state for at least one year

- No barriers remain for Law, EMS, Nursing and Physical Therapy due to their favorable military spouse legislation for lawyers (temporary license available for military spouses and no supervisory requirements) and their inclusion in the National Registry of Emergency Medical Technicians, the Nurse Licensure Compact and the Physical Therapy Compact

- If you have additional information or recently made changes to your State's licensure statutes, you can send the updated information to [SAF.MRR.Workflow@us.af.mil](mailto:SAF.MRR.Workflow@us.af.mil) for consideration and potential changes to the assessment.

- Change from 2019: Despite making progress by removing the substantial equivalence requirements, the need to hold a license in good standing for at least one year prevents any change from the previous assessment

#### Additional Notes:

- The education assessment cross references zip codes within the Military Housing Area (MHA) with zip codes of schools in the surrounding districts. Those school districts with zip codes that fall within the MHA of an installation are included in the analysis. In some locations, school district composition may have changed slightly due to the use of updated District IDs obtained from the Department of Education

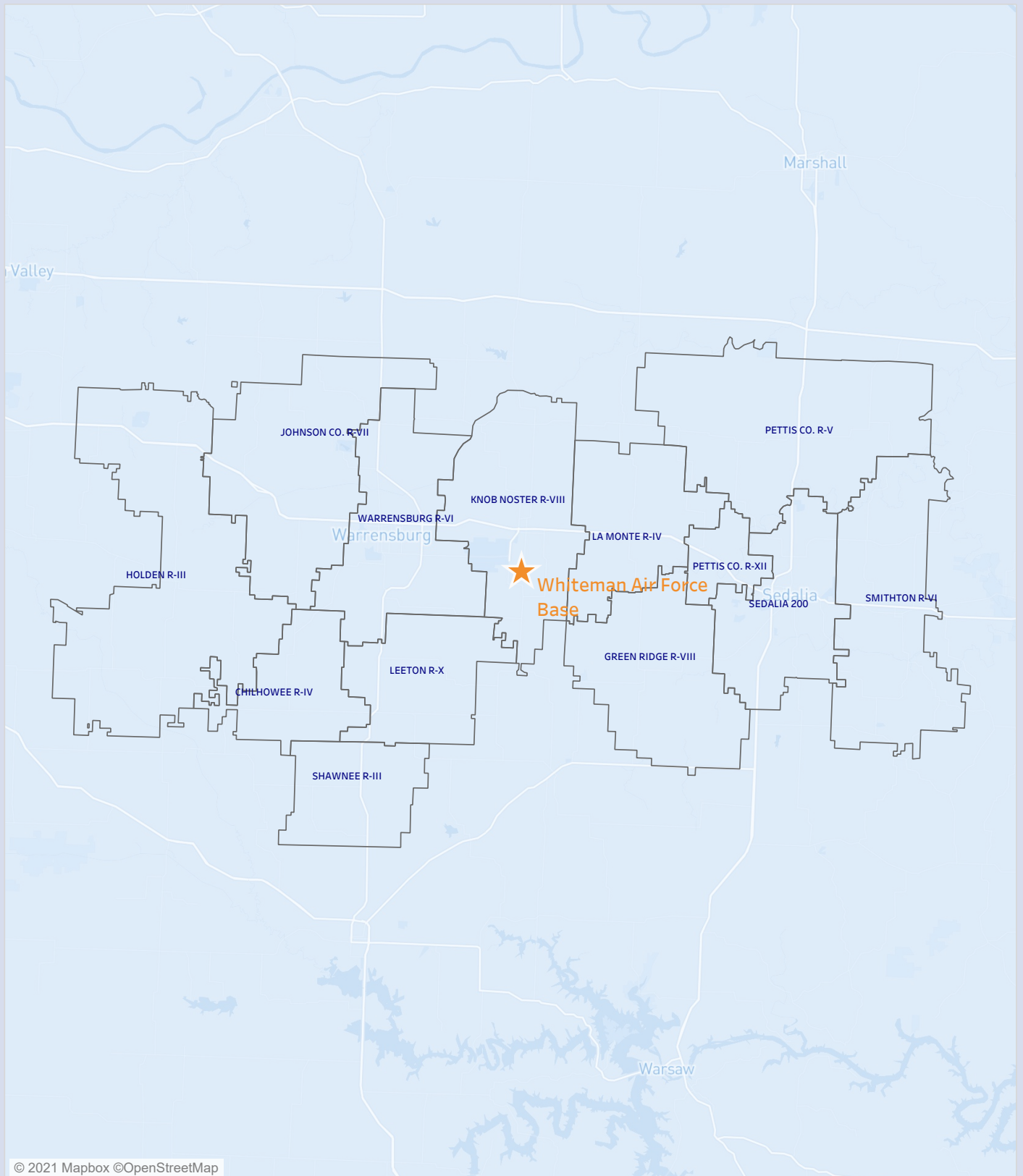
- Graduation rates reflect a 4-year graduation, which was determined to be the expectation of Airmen, Guardians, and their families due to frequency of relocation

- The licensure assessment uses a checklist of licensure rules that states should have, and that they should avoid. For example, having a compact or temporary licensing rule and NOT having supervisory requirements are checklist items that lead to green. The Department of the Air Force reviewed state policies and programs intended to eliminate barriers to license portability for military spouses that were in effect as of 31 Dec. 2021

For additional information on Education and Licensure assessment criteria, methodology and data sources, please see the Support of Military Families Background Information provided at [www.af.mil](http://www.af.mil) under the Support to Families banner. All questions and feedback should be directed to [SAF.MRR.Workflow@us.af.mil](mailto:SAF.MRR.Workflow@us.af.mil).

# Whiteman Air Force Base, Missouri

## School Districts Map

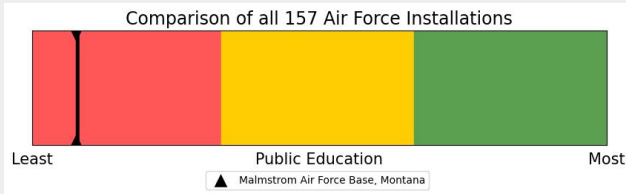


# Support of Military Families - 2021

## Malmstrom Air Force Base, Montana

### Public Education\*

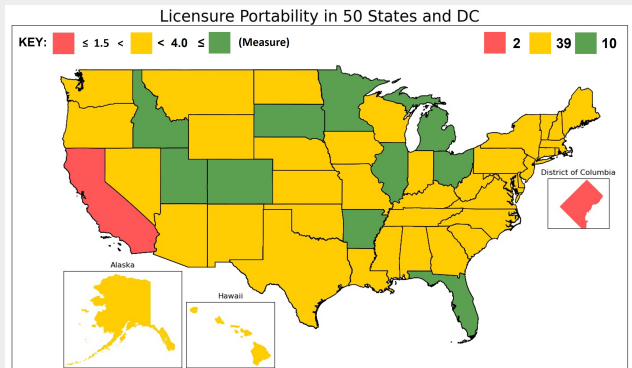
2019 2021



KEY: ■ < 33.3% ≤ ■ < 66.6% ≤ ■ (Percentile):

### Licensure Portability

2019 2021



### Academic Performance Criteria

2019 2021



Graduation Rate



Student Learning Rate



### School Climate Criteria



Chronic Absenteeism Rate



Suspension Rate



### Service Offering Criteria



Pre-Kindergarten Availability



Student to Counselor Ratio



Student to Mental Health Support Ratio



Student to Nurse Ratio



Student to Teacher Ratio



Accounting



Cosmetology



EMS



Engineering



Law



Nursing



Physical Therapy



Psychology



Teaching



Other Professions



Data Source	Most Recent Survey Time Period Utilized	Date Last Updated
State Laws, State Executive Orders, State Bar and Supreme Court Rules (Licensure)	Through Dec. 2021	Dec. 31, 2021

Data Source	Most Recent Survey Time Period Utilized	Date Last Updated
Department of Education - Civil Rights Data Collection District and School Data	SY 2017-2018	October 2020
Department of Education - EDFacts Graduation Rates (District and School Level)	SY 2018-2019	November 2020
Department of Education - National center for Education Statistics Common Core of Data Public Elementary/ Secondary School Universe Survey Data	SY 2019-2020	March 2021
Department of Education - National Center of Education Statistics Common Core of Data (School Search)	SY 2018-19 School Details and Enrollment Characteristics SY 2019-20 School Directory Information	April 2020 July 2020
Center for Education Policy Analysis: Stanford Education Data Archive (SEDA)	SY 2008-2009 through SY 2017-2018	February 2021

\* Public Education is Compiled using 60% Academic Performance, 20% School Climate, and 20% Service Offering.

### Areas Requiring Additional Support

#### Public Education

Student to Nurse



Chronic Absenteeism



PreK



Licensure Language

Profession

No MS rule

Law



# Support of Military Families - 2021

## Malmstrom Air Force Base, Montana

### Education and Licensure Assessment Narrative

#### Public Education:

(This assessment is a comparative analysis using colors to graphically display results for all criteria and categories. The colors are assigned using percentiles, divided into thirds, to provide information about a location's relative position compared to all other Department of the Air Force installations assessed)

- Malmstrom Air Force Base, Montana received an overall red rating for public education as it fell within the bottom 33 percent of all Air Force installations assessed
- The areas with the lowest relative ranking which require additional state/community support include Student to Nurse Ratio, Chronic Absenteeism Rate, and Pre-school Availability
- Change from 2019: Malmstrom Air Force Base, Montana's overall education rating did not shift from 2019.

#### Licensure Portability:

- The State of Montana received an overall yellow rating for licensure portability indicating the State statutes (primarily MCA 37-1-304) contain barriers to licensure and certification portability for military spouses. This assessment was awarded for Montana's participation in interstate compacts for nursing and providing current certification as a National Registry EMT for the EMS profession
- Barriers remain for Accounting, Cosmetology, Engineering, Psychology and Teaching which all include "substantial equivalency" requirements. This assessment is driven by substantial equivalence requirements that allows acceptance of another state's license if the requirements for obtaining the license are sufficiently similar to their own State's requirements and precludes acceptance if the requirements are not similar. Plus, current statute does not exclude any other occupations from licensure portability burdens. Additionally, barriers remain for Law as there are currently no rules established to accommodate licensing for military spouses in the legal profession
- Although Montana has enacted legislation to join the Physical Therapy Compact, as of the time of this assessment, the compact benefits are not yet provided to military spouses as additional requirements need to be met in order for Montana to fully receive all of the compact privileges
- If you have additional information or recently made changes to your State's licensure statutes, you can send the updated information to [SAF.MRR.Workflow@us.af.mil](mailto:SAF.MRR.Workflow@us.af.mil) for consideration and potential changes to the assessment
- Change from 2019: Despite making progress by replacing "May" language with "Shall" language regarding State boards issuing licenses, Montana's rating did not change from the 2019 assessment

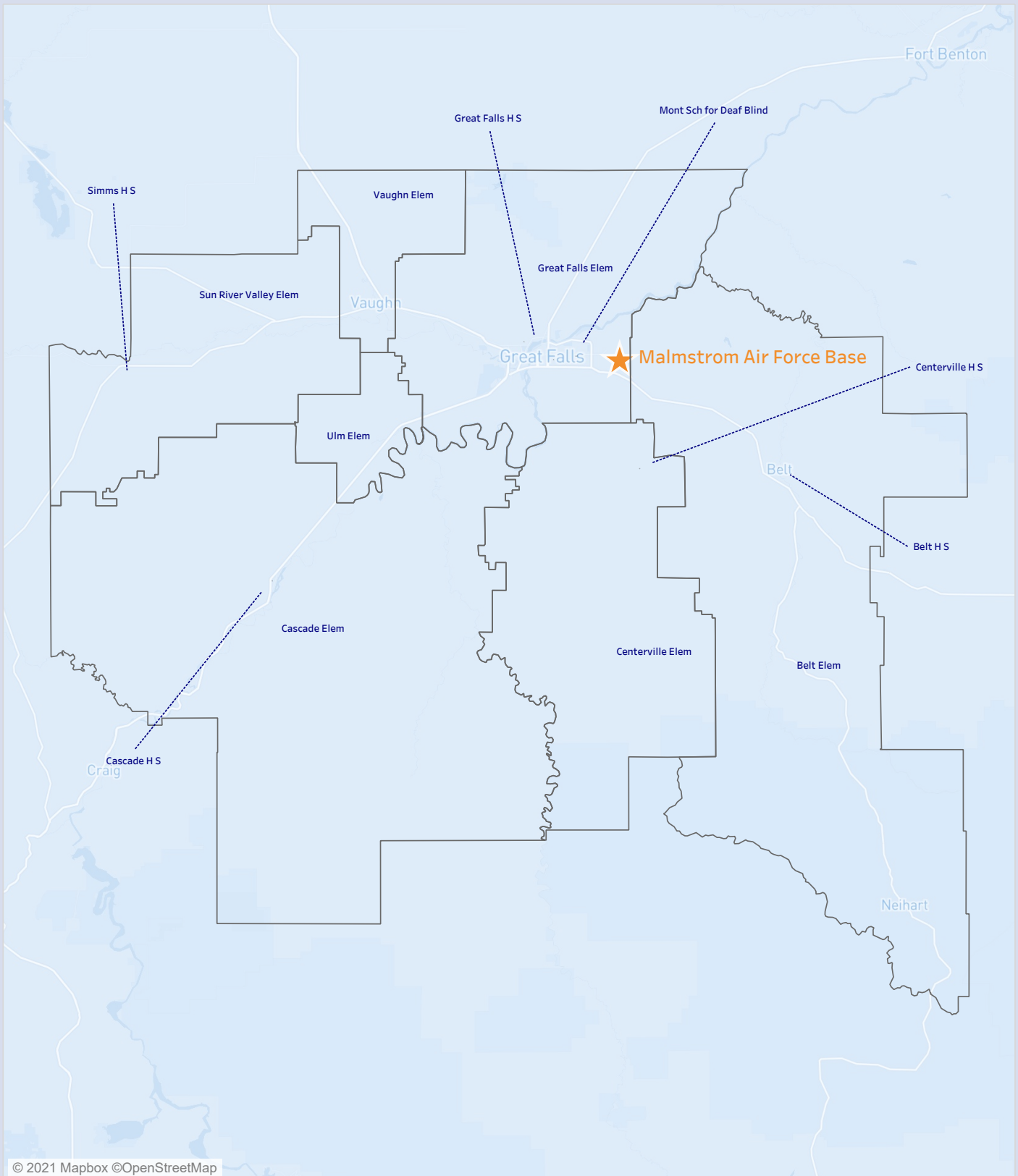
#### Additional Notes:

- The education assessment cross references zip codes within the Military Housing Area (MHA) with zip codes of schools in the surrounding districts. Those school districts with zip codes that fall within the MHA of an installation are included in the analysis. In some locations, school district composition may have changed slightly due to the use of updated District IDs obtained from the Department of Education
- Graduation rates reflect a 4-year graduation, which was determined to be the expectation of Airmen, Guardians, and their families due to frequency of relocation
- The licensure assessment uses a checklist of licensure rules that states should have, and that they should avoid. For example, having a compact or temporary licensing rule and NOT having supervisory requirements are checklist items that lead to green. The Department of the Air Force reviewed state policies and programs intended to eliminate barriers to license portability for military spouses that were in effect as of 31 Dec. 2021

For additional information on Education and Licensure assessment criteria, methodology and data sources, please see the Support of Military Families Background Information provided at [www.af.mil](http://www.af.mil) under the Support to Families banner. All questions and feedback should be directed to [SAF.MRR.Workflow@us.af.mil](mailto:SAF.MRR.Workflow@us.af.mil).

# Malmstrom Air Force Base, Montana

## School Districts Map



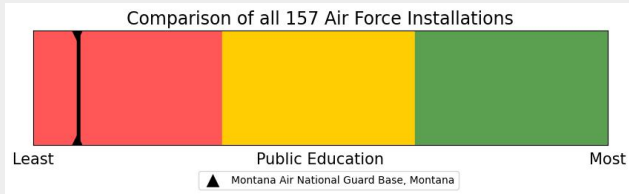


# Support of Military Families - 2021

## Montana Air National Guard Base, Montana

### Public Education\*

2019 2021



KEY: ■ < 33.3% ≤ ■ < 66.6% ≤ ■ (Percentile):

### Academic Performance Criteria

2019 2021



Graduation Rate



Student Learning Rate



### School Climate Criteria



Chronic Absenteeism Rate



Suspension Rate



### Service Offering Criteria



Pre-Kindergarten Availability



Student to Counselor Ratio



Student to Mental Health Support Ratio



Student to Nurse Ratio



Student to Teacher Ratio



Data Source	Most Recent Survey Time Period Utilized	Date Last Updated
Department of Education - Civil Rights Data Collection District and School Data	SY 2017-2018	October 2020
Department of Education - EDFacts Graduation Rates (District and School Level)	SY 2018-2019	November 2020
Department of Education - National center for Education Statistics Common Core of Data Public Elementary/ Secondary School Universe Survey Data	SY 2019-2020	March 2021
Department of Education - National Center of Education Statistics Common Core of Data (School Search)	SY 2018-19 School Details and Enrollment Characteristics	April 2020
	SY 2019-20 School Directory Information	July 2020
Center for Education Policy Analysis: Stanford Education Data Archive (SEDA)	SY 2008-2009 through SY 2017-2018	February 2021

\* Public Education is Compiled using 60% Academic Performance, 20% School Climate, and 20% Service Offering.

### Licensure Portability

2019 2021



Accounting

2019 2021



Cosmetology



EMS



Engineering



Law



Nursing



Physical Therapy



Psychology



Teaching



Other Professions



Data Source	Most Recent Survey Time Period Utilized	Date Last Updated
State Laws, State Executive Orders, State Bar and Supreme Court Rules (Licensure)	Through Dec. 2021	Dec. 31, 2021

### Areas Requiring Additional Support

#### Public Education

Student to Nurse



Chronic Absenteeism



PreK



Licensure Language

Profession

No MS rule

Law



# Support of Military Families - 2021

## Montana Air National Guard Base, Montana

### Education and Licensure Assessment Narrative

#### Public Education:

(This assessment is a comparative analysis using colors to graphically display results for all criteria and categories. The colors are assigned using percentiles, divided into thirds, to provide information about a location's relative position compared to all other Department of the Air Force installations assessed)

- Montana Air National Guard Base, Montana received an overall red rating for public education as it fell within the bottom 33 percent of all Air Force installations assessed

- The areas with the lowest relative ranking which require additional state/community support include Student to Nurse Ratio, Chronic Absenteeism Rate, and Pre-school Availability

- Change from 2019: Montana Air National Guard Base, Montana's overall education rating did not shift from 2019.

#### Licensure Portability:

- The State of Montana received an overall yellow rating for licensure portability indicating the State statutes (primarily MCA 37-1-304) contain barriers to licensure and certification portability for military spouses. This assessment was awarded for Montana's participation in interstate compacts for nursing and providing current certification as a National Registry EMT for the EMS profession

- Barriers remain for Accounting, Cosmetology, Engineering, Psychology and Teaching which all include "substantial equivalency" requirements. This assessment is driven by substantial equivalence requirements that allows acceptance of another state's license if the requirements for obtaining the license are sufficiently similar to their own State's requirements and precludes acceptance if the requirements are not similar. Plus, current statute does not exclude any other occupations from licensure portability burdens. Additionally, barriers remain for Law as there are currently no rules established to accommodate licensing for military spouses in the legal profession

- Although Montana has enacted legislation to join the Physical Therapy Compact, as of the time of this assessment, the compact benefits are not yet provided to military spouses as additional requirements need to be met in order for Montana to fully receive all of the compact privileges

- If you have additional information or recently made changes to your State's licensure statutes, you can send the updated information to [SAF.MRR.Workflow@us.af.mil](mailto:SAF.MRR.Workflow@us.af.mil) for consideration and potential changes to the assessment

- Change from 2019: Despite making progress by replacing "May" language with "Shall" language regarding State boards issuing licenses, Montana's rating did not change from the 2019 assessment

#### Additional Notes:

- The education assessment cross references zip codes within the Military Housing Area (MHA) with zip codes of schools in the surrounding districts. Those school districts with zip codes that fall within the MHA of an installation are included in the analysis. In some locations, school district composition may have changed slightly due to the use of updated District IDs obtained from the Department of Education

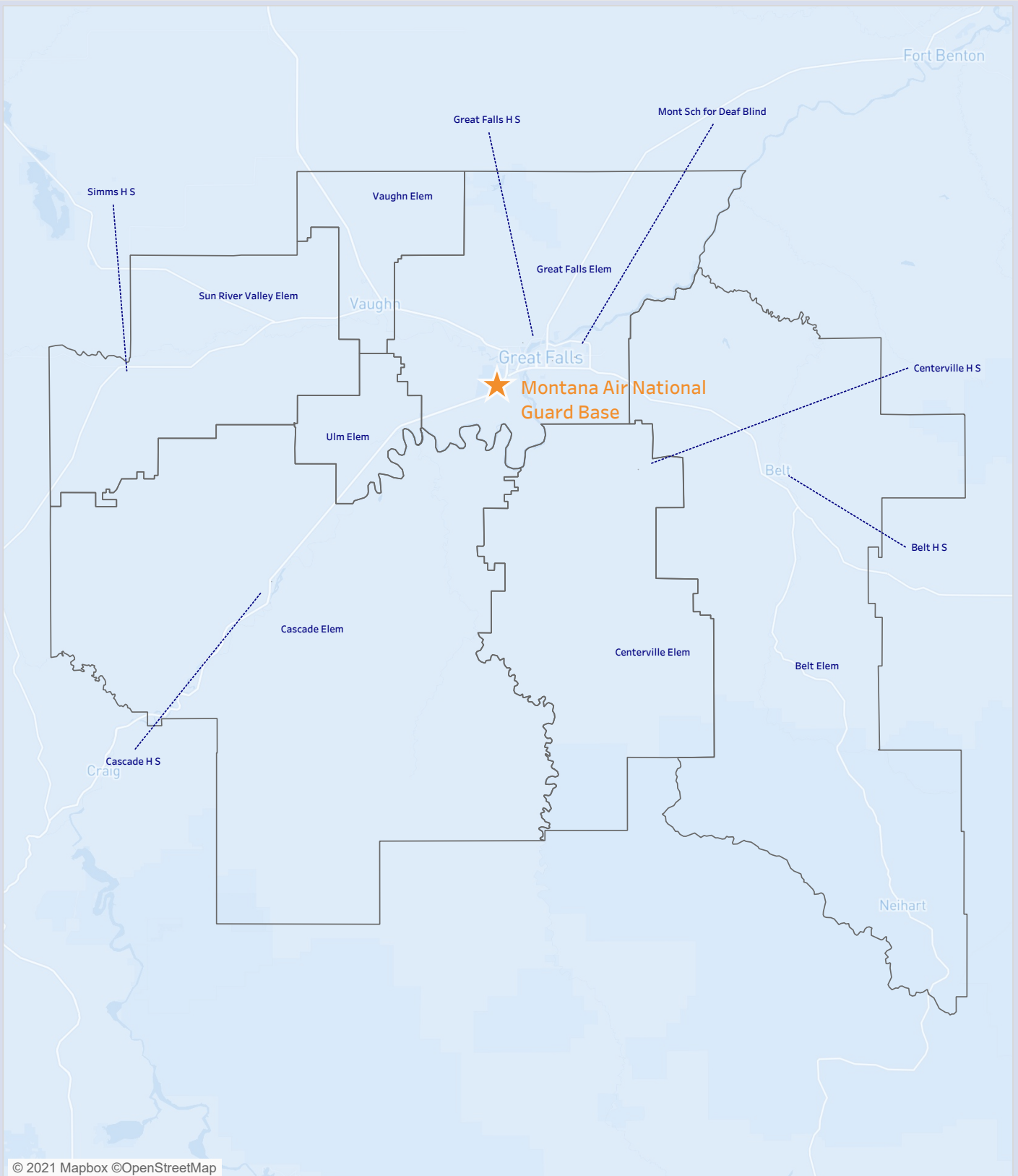
- Graduation rates reflect a 4-year graduation, which was determined to be the expectation of Airmen, Guardians, and their families due to frequency of relocation

- The licensure assessment uses a checklist of licensure rules that states should have, and that they should avoid. For example, having a compact or temporary licensing rule and NOT having supervisory requirements are checklist items that lead to green. The Department of the Air Force reviewed state policies and programs intended to eliminate barriers to license portability for military spouses that were in effect as of 31 Dec. 2021

For additional information on Education and Licensure assessment criteria, methodology and data sources, please see the Support of Military Families Background Information provided at [www.af.mil](http://www.af.mil) under the Support to Families banner. All questions and feedback should be directed to [SAF.MRR.Workflow@us.af.mil](mailto:SAF.MRR.Workflow@us.af.mil).

# Montana Air National Guard Base, Montana

## School Districts Map



# Support of Military Families - 2021

## Nebraska Air National Guard Base, Nebraska

### Public Education\*

2019 2021



KEY: ■ < 33.3% ≤ ■ < 66.6% ≤ ■ (Percentile):

### Academic Performance Criteria

2019 2021



Graduation Rate



Student Learning Rate



### School Climate Criteria



Chronic Absenteeism Rate



Suspension Rate



### Service Offering Criteria



Pre-Kindergarten Availability



Student to Counselor Ratio



Student to Mental Health Support Ratio



Student to Nurse Ratio



Student to Teacher Ratio



Data Source	Most Recent Survey Time Period Utilized	Date Last Updated
Department of Education - Civil Rights Data Collection District and School Data	SY 2017-2018	October 2020
Department of Education - ED Facts Graduation Rates (District and School Level)	SY 2018-2019	November 2020
Department of Education - National center for Education Statistics Common Core of Data Public Elementary/ Secondary School Universe Survey Data	SY 2019-2020	March 2021
Department of Education - National Center of Education Statistics Common Core of Data (School Search)	SY 2018-19 School Details and Enrollment Characteristics	April 2020
	SY 2019-20 School Directory Information	July 2020
Center for Education Policy Analysis: Stanford Education Data Archive (SEDA)	SY 2008-2009 through SY 2017-2018	February 2021

\* Public Education is Compiled using 60% Academic Performance, 20% School Climate, and 20% Service Offering.

### Licensure Portability

2019 2021



Accounting



Cosmetology



EMS



Engineering



Law



Nursing



Physical Therapy



Psychology



Teaching



Other Professions



Data Source	Most Recent Survey Time Period Utilized	Date Last Updated
State Laws, State Executive Orders, State Bar and Supreme Court Rules (Licensure)	Through Dec. 2021	Dec. 31, 2021

### Areas Requiring Additional Support

#### Public Education

Graduation Rates



Growth Measure



Student to Counselor



#### Licensure Language

Substantial equivalency  
Temporary license 1 year

#### Profession

Accounting,  
Cosmetology,  
Engineering



# Support of Military Families - 2021

## Nebraska Air National Guard Base, Nebraska

### Education and Licensure Assessment Narrative

#### Public Education:

(This assessment is a comparative analysis using colors to graphically display results for all criteria and categories. The colors are assigned using percentiles, divided into thirds, to provide information about a location's relative position compared to all other Department of the Air Force installations assessed)

- Nebraska Air National Guard Base, Nebraska received an overall yellow rating for public education as it fell within the middle 33 percent of all Air Force installations assessed
- The areas with the lowest relative ranking which require additional state/community support include Graduation Rates, Growth Measure, and Student to Counselor Ratio
- Change from 2019: Nebraska Air National Guard Base, Nebraska's overall education rating changed from red to yellow from 2019.

#### Licensure Portability:

- The State of Nebraska received an overall yellow rating for licensure portability indicating the State statutes (Neb.Rev.St. § 38-129.01) contain barriers to licensure and certification portability for military spouses. This assessment was awarded for joining interstate compacts for Nursing, Physical Therapy, and Psychology occupations and providing current certification as a National Registry EMT for the EMS profession. Teachers can begin working immediately upon relocation to the State with a temporary license granted for transition to work. The State also provides permanent licensure with no supervisory requirements for the Law profession
- Barriers remain for Accounting, Cosmetology, and Engineering which include the requirement for applicants to have a valid and current license for at least one year. Additionally, there are barriers for Other Occupations as current statute excludes dentists, but there is a process open to all residents with substantially equivalent requirements
- If you have additional information or recently made changes to your State's licensure statutes, you can send the updated information to [SAF.MRR.Workflow@us.af.mil](mailto:SAF.MRR.Workflow@us.af.mil) for consideration and potential changes to the assessment
- Change from 2019: Despite LB 390 making progress by removing the substantial equivalence requirements, the need to hold a valid credential for at least one year prevents any change from the previous assessment

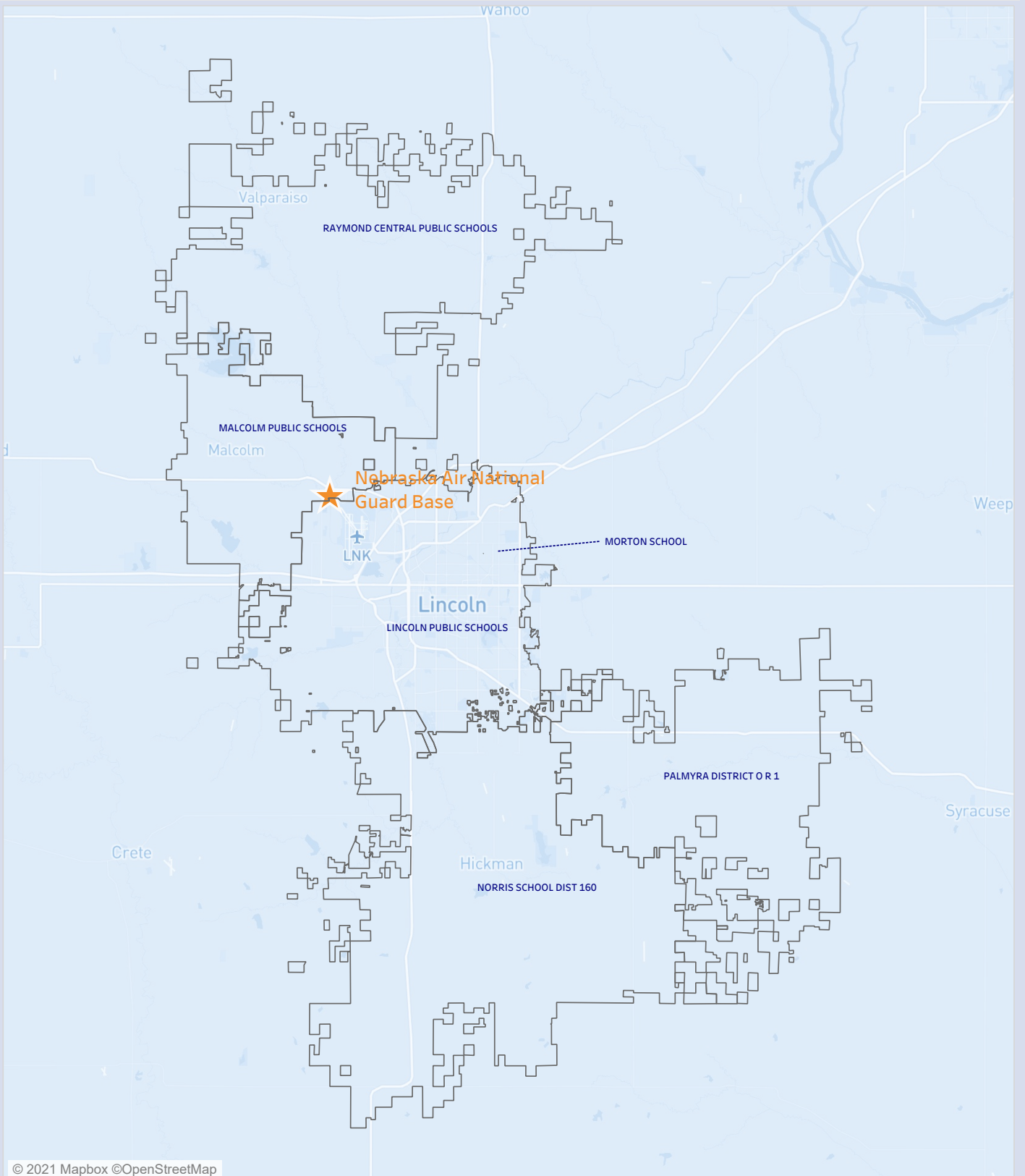
#### Additional Notes:

- The education assessment cross references zip codes within the Military Housing Area (MHA) with zip codes of schools in the surrounding districts. Those school districts with zip codes that fall within the MHA of an installation are included in the analysis. In some locations, school district composition may have changed slightly due to the use of updated District IDs obtained from the Department of Education
- Graduation rates reflect a 4-year graduation, which was determined to be the expectation of Airmen, Guardians, and their families due to frequency of relocation
- The licensure assessment uses a checklist of licensure rules that states should have, and that they should avoid. For example, having a compact or temporary licensing rule and NOT having supervisory requirements are checklist items that lead to green. The Department of the Air Force reviewed state policies and programs intended to eliminate barriers to license portability for military spouses that were in effect as of 31 Dec. 2021

For additional information on Education and Licensure assessment criteria, methodology and data sources, please see the Support of Military Families Background Information provided at [www.af.mil](http://www.af.mil) under the Support to Families banner. All questions and feedback should be directed to [SAF.MRR.Workflow@us.af.mil](mailto:SAF.MRR.Workflow@us.af.mil).

# Nebraska Air National Guard Base, Nebraska

## School Districts Map

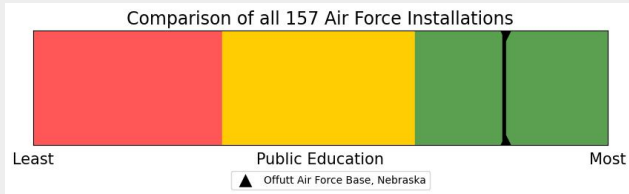


# Support of Military Families - 2021

## Offutt Air Force Base, Nebraska

### Public Education\*

2019 2021



KEY: ■ < 33.3% ≤ ■ < 66.6% ≤ ■ (Percentile):

### Academic Performance Criteria

2019 2021



Graduation Rate



Student Learning Rate



### School Climate Criteria



Chronic Absenteeism Rate



Suspension Rate



### Service Offering Criteria



Pre-Kindergarten Availability



Student to Counselor Ratio



Student to Mental Health Support Ratio



Student to Nurse Ratio



Student to Teacher Ratio

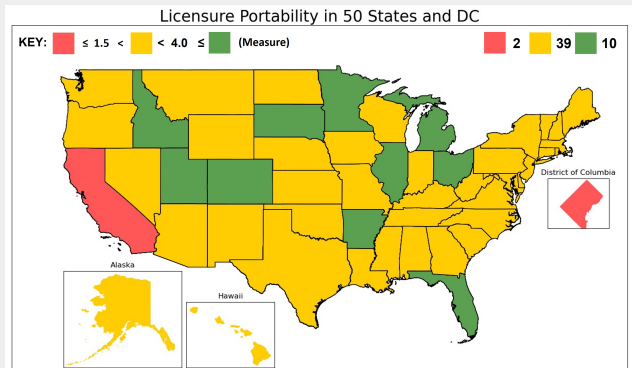


Data Source	Most Recent Survey Time Period Utilized	Date Last Updated
Department of Education - Civil Rights Data Collection District and School Data	SY 2017-2018	October 2020
Department of Education - ED Facts Graduation Rates (District and School Level)	SY 2018-2019	November 2020
Department of Education - National center for Education Statistics Common Core of Data Public Elementary/ Secondary School Universe Survey Data	SY 2019-2020	March 2021
Department of Education - National Center of Education Statistics Common Core of Data (School Search)	SY 2018-19 School Details and Enrollment Characteristics SY 2019-20 School Directory Information	April 2020 July 2020
Center for Education Policy Analysis: Stanford Education Data Archive (SEDA)	SY 2008-2009 through SY 2017-2018	February 2021

\* Public Education is Compiled using 60% Academic Performance, 20% School Climate, and 20% Service Offering.

### Licensure Portability

2019 2021



Accounting

2019 2021



Cosmetology



EMS



Engineering



Law



Nursing



Physical Therapy



Psychology



Teaching



Other Professions



Data Source	Most Recent Survey Time Period Utilized	Date Last Updated
State Laws, State Executive Orders, State Bar and Supreme Court Rules (Licensure)	Through Dec. 2021	Dec. 31, 2021

### Areas Requiring Additional Support

#### Public Education

Student to Nurse



Suspension Rate



Student to Counselor



#### Licensure Language

Substantial equivalency  
Temporary license 1 year

#### Profession

Accounting,  
Cosmetology,  
Engineering



# Support of Military Families - 2021

## Offutt Air Force Base, Nebraska

### Education and Licensure Assessment Narrative

#### Public Education:

(This assessment is a comparative analysis using colors to graphically display results for all criteria and categories. The colors are assigned using percentiles, divided into thirds, to provide information about a location's relative position compared to all other Department of the Air Force installations assessed)

- Offutt Air Force Base, Nebraska received an overall green rating for public education as it fell within the top 33 percent of all Air Force installations assessed

- The areas with the lowest relative ranking which require additional state/community support include Student to Nurse Ratio, Suspension Rate, and Student to Counselor Ratio

- Change from 2019: Offutt Air Force Base, Nebraska's overall education rating did not shift from 2019.

#### Licensure Portability:

- The State of Nebraska received an overall yellow rating for licensure portability indicating the State statutes (Neb.Rev.St. § 38-129.01) contain barriers to licensure and certification portability for military spouses. This assessment was awarded for joining interstate compacts for Nursing, Physical Therapy, and Psychology occupations and providing current certification as a National Registry EMT for the EMS profession. Teachers can begin working immediately upon relocation to the State with a temporary license granted for transition to work. The State also provides permanent licensure with no supervisory requirements for the Law profession

- Barriers remain for Accounting, Cosmetology, and Engineering which include the requirement for applicants to have a valid and current license for at least one year. Additionally, there are barriers for Other Occupations as current statute excludes dentists, but there is a process open to all residents with substantially equivalent requirements

- If you have additional information or recently made changes to your State's licensure statutes, you can send the updated information to [SAF.MRR.Workflow@us.af.mil](mailto:SAF.MRR.Workflow@us.af.mil) for consideration and potential changes to the assessment

- Change from 2019: Despite LB 390 making progress by removing the substantial equivalence requirements, the need to hold a valid credential for at least one year prevents any change from the previous assessment

#### Additional Notes:

- The education assessment cross references zip codes within the Military Housing Area (MHA) with zip codes of schools in the surrounding districts. Those school districts with zip codes that fall within the MHA of an installation are included in the analysis. In some locations, school district composition may have changed slightly due to the use of updated District IDs obtained from the Department of Education

- Graduation rates reflect a 4-year graduation, which was determined to be the expectation of Airmen, Guardians, and their families due to frequency of relocation

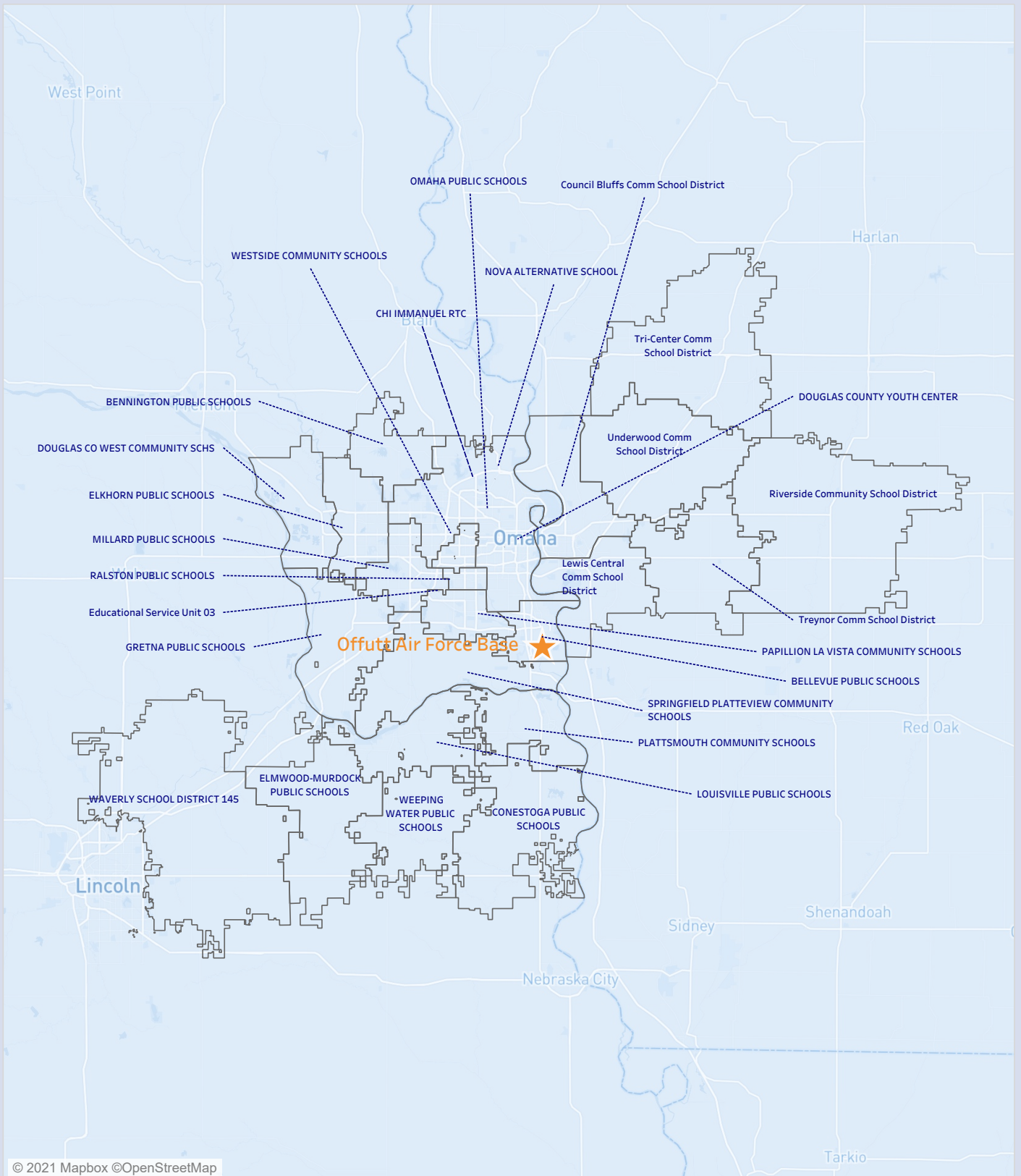
- The licensure assessment uses a checklist of licensure rules that states should have, and that they should avoid. For example, having a compact or temporary licensing rule and NOT having supervisory requirements are checklist items that lead to green. The Department of the Air Force reviewed state policies and programs intended to eliminate barriers to license portability for military spouses that were in effect as of 31 Dec. 2021

For additional information on Education and Licensure assessment criteria, methodology and data sources, please see the Support of Military Families Background Information provided at [www.af.mil](http://www.af.mil) under the Support to Families banner. All questions and feedback should be directed to [SAF.MRR.Workflow@us.af.mil](mailto:SAF.MRR.Workflow@us.af.mil).



# Offutt Air Force Base, Nebraska

## School Districts Map




# Support of Military Families - 2021

## Creech Air Force Base, Nevada

### Public Education\*

2019 2021



KEY: ■ < 33.3% ≤ ■ < 66.6% ≤ ■ (Percentile):

### Academic Performance Criteria

2019 2021



Graduation Rate



Student Learning Rate



### School Climate Criteria



Chronic Absenteeism Rate



Suspension Rate



### Service Offering Criteria



Pre-Kindergarten Availability



Student to Counselor Ratio



Student to Mental Health Support Ratio



Student to Nurse Ratio



Student to Teacher Ratio



Data Source	Most Recent Survey Time Period Utilized	Date Last Updated
Department of Education - Civil Rights Data Collection District and School Data	SY 2017-2018	October 2020
Department of Education - EDFacts Graduation Rates (District and School Level)	SY 2018-2019	November 2020
Department of Education - National center for Education Statistics Common Core of Data Public Elementary/ Secondary School Universe Survey Data	SY 2019-2020	March 2021
Department of Education - National Center of Education Statistics Common Core of Data (School Search)	SY 2018-19 School Details and Enrollment Characteristics SY 2019-20 School Directory Information	April 2020 July 2020
Center for Education Policy Analysis: Stanford Education Data Archive (SEDA)	SY 2008-2009 through SY 2017-2018	February 2021

\* Public Education is Compiled using 60% Academic Performance, 20% School Climate, and 20% Service Offering.

### Licensure Portability

2019 2021



Accounting



Cosmetology



EMS



Engineering



Law



Nursing



Physical Therapy



Psychology



Teaching



Other Professions



Data Source	Most Recent Survey Time Period Utilized	Date Last Updated
State Laws, State Executive Orders, State Bar and Supreme Court Rules (Licensure)	Through Dec. 2021	Dec. 31, 2021

### Areas Requiring Additional Support

#### Public Education

Student to Teacher



Chronic Absenteeism



Student to Counselor



Licensure Language

Profession

Issue license by endorsement

Accounting



# Support of Military Families - 2021

## Creech Air Force Base, Nevada

### Education and Licensure Assessment Narrative

#### Public Education:

(This assessment is a comparative analysis using colors to graphically display results for all criteria and categories. The colors are assigned using percentiles, divided into thirds, to provide information about a location's relative position compared to all other Department of the Air Force installations assessed)

- Creech Air Force Base, Nevada received an overall yellow rating for public education as it fell within the middle 33 percent of all Air Force installations assessed

- The areas with the lowest relative ranking which require additional state/community support include Student to Teacher Ratio, Chronic Absenteeism Rate, and Student to Counselor Ratio

- Change from 2019: Creech Air Force Base, Nevada's overall education rating did not shift from 2019.

#### Licensure Portability:

- The State of Nevada received an overall yellow rating for licensure portability indicating the State statutes (primarily N.R.S. 622.510, which designates authority to state agencies) contain barriers to licensure and certification portability for military spouses. This assessment was awarded for providing current certification as a National Registry EMT for the EMS profession and full reciprocity for Teaching certification/licensure for educators with a current out-of-jurisdiction teaching license

- Barriers remain for Cosmetology, Engineering, Nursing, Physical Therapy, and Psychology which only issue licenses by endorsement and have no temporary licensing. Additionally, there are barriers for Other Occupations as current statute does not exclude any other occupations from licensure portability burdens. Barrier also remain for Law as State provides temporary licensing to military spouses in the legal profession with no supervisory requirements

- If you have additional information or recently made changes to your State's licensure statutes, you can send the updated information to [SAF.MRR.Workflow@us.af.mil](mailto:SAF.MRR.Workflow@us.af.mil) for consideration and potential changes to the assessment

- Change from 2019: No change from the 2019 assessment and no changes to the State's statute

#### Additional Notes:

- The education assessment cross references zip codes within the Military Housing Area (MHA) with zip codes of schools in the surrounding districts. Those school districts with zip codes that fall within the MHA of an installation are included in the analysis. In some locations, school district composition may have changed slightly due to the use of updated District IDs obtained from the Department of Education

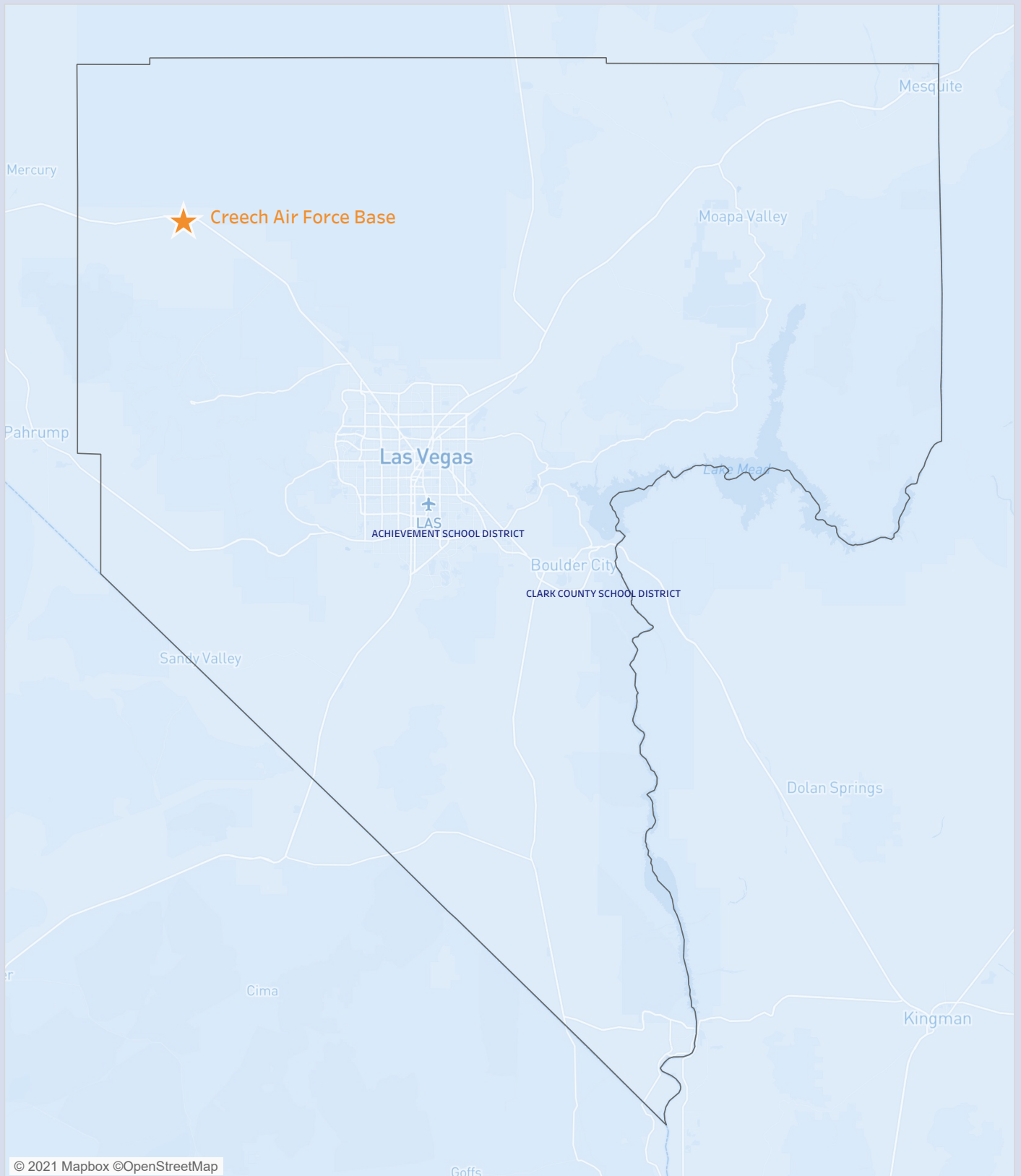
- Graduation rates reflect a 4-year graduation, which was determined to be the expectation of Airmen, Guardians, and their families due to frequency of relocation

- The licensure assessment uses a checklist of licensure rules that states should have, and that they should avoid. For example, having a compact or temporary licensing rule and NOT having supervisory requirements are checklist items that lead to green. The Department of the Air Force reviewed state policies and programs intended to eliminate barriers to license portability for military spouses that were in effect as of 31 Dec. 2021

For additional information on Education and Licensure assessment criteria, methodology and data sources, please see the Support of Military Families Background Information provided at [www.af.mil](http://www.af.mil) under the Support to Families banner. All questions and feedback should be directed to [SAF.MRR.Workflow@us.af.mil](mailto:SAF.MRR.Workflow@us.af.mil).

# Creech Air Force Base, Nevada

## School Districts Map




# Support of Military Families - 2021

## Nellis Air Force Base, Nevada

### Public Education\*

2019 2021



KEY: ■ < 33.3% ≤ ■ < 66.6% ≤ ■ (Percentile):

### Academic Performance Criteria

2019 2021



Graduation Rate



Student Learning Rate



### School Climate Criteria



Chronic Absenteeism Rate



Suspension Rate



### Service Offering Criteria



Pre-Kindergarten Availability



Student to Counselor Ratio



Student to Mental Health Support Ratio



Student to Nurse Ratio



Student to Teacher Ratio



Data Source	Most Recent Survey Time Period Utilized	Date Last Updated
Department of Education - Civil Rights Data Collection District and School Data	SY 2017-2018	October 2020
Department of Education - EDFacts Graduation Rates (District and School Level)	SY 2018-2019	November 2020
Department of Education - National center for Education Statistics Common Core of Data Public Elementary/ Secondary School Universe Survey Data	SY 2019-2020	March 2021
Department of Education - National Center of Education Statistics Common Core of Data (School Search)	SY 2018-19 School Details and Enrollment Characteristics SY 2019-20 School Directory Information	April 2020 July 2020
Center for Education Policy Analysis: Stanford Education Data Archive (SEDA)	SY 2008-2009 through SY 2017-2018	February 2021

\* Public Education is Compiled using 60% Academic Performance, 20% School Climate, and 20% Service Offering.

### Licensure Portability

2019 2021



Accounting



Cosmetology



EMS



Engineering



Law



Nursing



Physical Therapy



Psychology



Teaching



Other Professions



Data Source	Most Recent Survey Time Period Utilized	Date Last Updated
State Laws, State Executive Orders, State Bar and Supreme Court Rules (Licensure)	Through Dec. 2021	Dec. 31, 2021

### Areas Requiring Additional Support

#### Public Education

Student to Teacher



Chronic Absenteeism



Student to Counselor



Licensure Language

Profession

Issue license by endorsement

Accounting



# Support of Military Families - 2021

## Nellis Air Force Base, Nevada

### Education and Licensure Assessment Narrative

#### Public Education:

(This assessment is a comparative analysis using colors to graphically display results for all criteria and categories. The colors are assigned using percentiles, divided into thirds, to provide information about a location's relative position compared to all other Department of the Air Force installations assessed)

- Nellis Air Force Base, Nevada received an overall yellow rating for public education as it fell within the middle 33 percent of all Air Force installations assessed

- The areas with the lowest relative ranking which require additional state/community support include Student to Teacher Ratio, Chronic Absenteeism Rate, and Student to Counselor Ratio

- Change from 2019: Nellis Air Force Base, Nevada's overall education rating did not shift from 2019.

#### Licensure Portability:

- The State of Nevada received an overall yellow rating for licensure portability indicating the State statutes (primarily N.R.S. 622.510, which designates authority to state agencies) contain barriers to licensure and certification portability for military spouses. This assessment was awarded for providing current certification as a National Registry EMT for the EMS profession and full reciprocity for Teaching certification/licensure for educators with a current out-of-jurisdiction teaching license

- Barriers remain for Cosmetology, Engineering, Nursing, Physical Therapy, and Psychology which only issue licenses by endorsement and have no temporary licensing. Additionally, there are barriers for Other Occupations as current statute does not exclude any other occupations from licensure portability burdens. Barrier also remain for Law as State provides temporary licensing to military spouses in the legal profession with no supervisory requirements

- If you have additional information or recently made changes to your State's licensure statutes, you can send the updated information to [SAF.MRR.Workflow@us.af.mil](mailto:SAF.MRR.Workflow@us.af.mil) for consideration and potential changes to the assessment

- Change from 2019: No change from the 2019 assessment and no changes to the State's statute

#### Additional Notes:

- The education assessment cross references zip codes within the Military Housing Area (MHA) with zip codes of schools in the surrounding districts. Those school districts with zip codes that fall within the MHA of an installation are included in the analysis. In some locations, school district composition may have changed slightly due to the use of updated District IDs obtained from the Department of Education

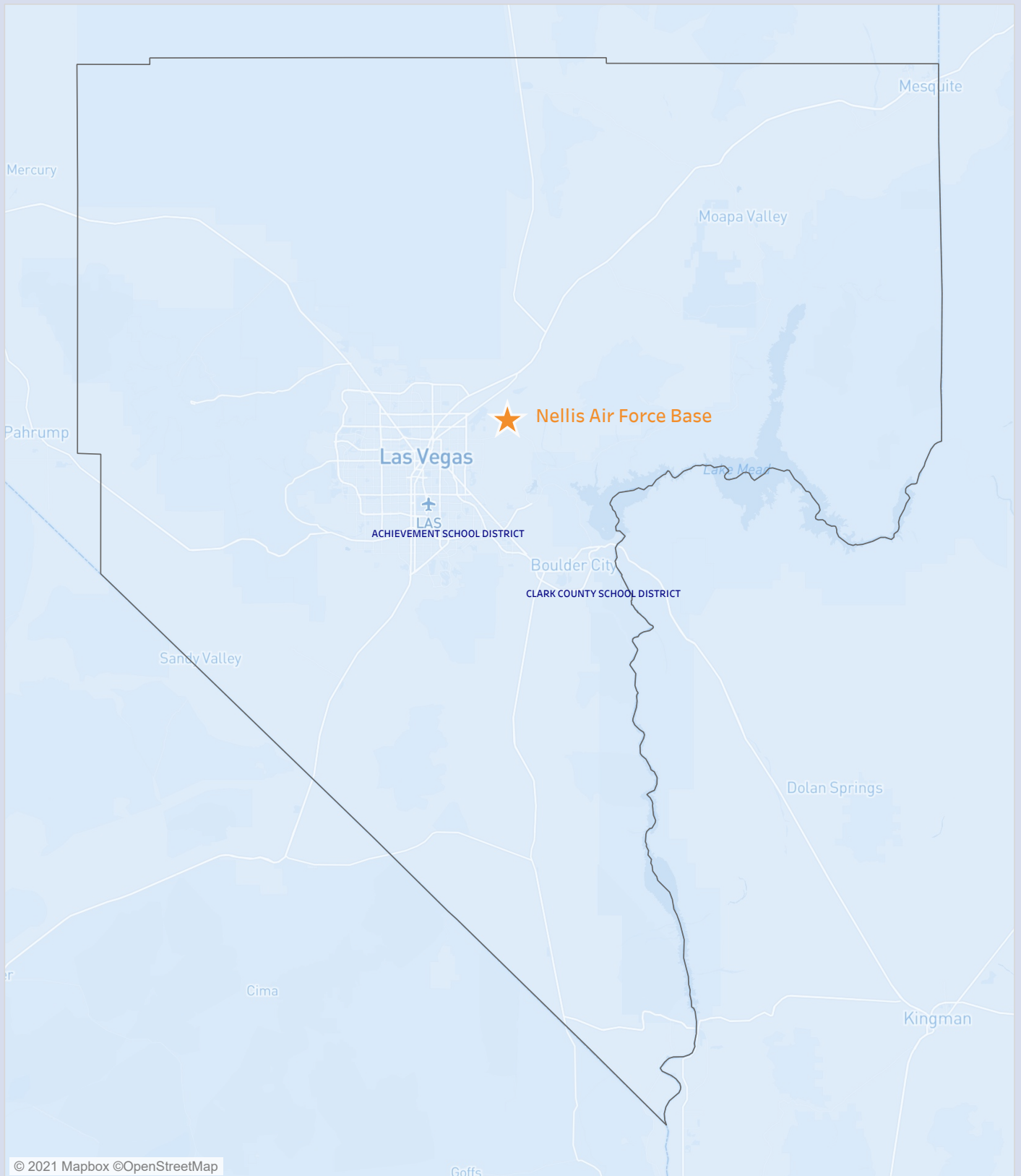
- Graduation rates reflect a 4-year graduation, which was determined to be the expectation of Airmen, Guardians, and their families due to frequency of relocation

- The licensure assessment uses a checklist of licensure rules that states should have, and that they should avoid. For example, having a compact or temporary licensing rule and NOT having supervisory requirements are checklist items that lead to green. The Department of the Air Force reviewed state policies and programs intended to eliminate barriers to license portability for military spouses that were in effect as of 31 Dec. 2021

For additional information on Education and Licensure assessment criteria, methodology and data sources, please see the Support of Military Families Background Information provided at [www.af.mil](http://www.af.mil) under the Support to Families banner. All questions and feedback should be directed to [SAF.MRR.Workflow@us.af.mil](mailto:SAF.MRR.Workflow@us.af.mil).

# Nellis Air Force Base, Nevada

## School Districts Map

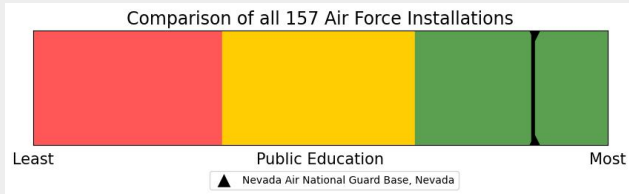


# Support of Military Families - 2021

## Nevada Air National Guard Base, Nevada

### Public Education\*

2019 2021



KEY: ■ < 33.3% ≤ ■ < 66.6% ≤ ■ (Percentile):

### Academic Performance Criteria

2019 2021



Graduation Rate



Student Learning Rate



### School Climate Criteria



Chronic Absenteeism Rate



Suspension Rate



### Service Offering Criteria



Pre-Kindergarten Availability



Student to Counselor Ratio



Student to Mental Health Support Ratio



Student to Nurse Ratio



Student to Teacher Ratio

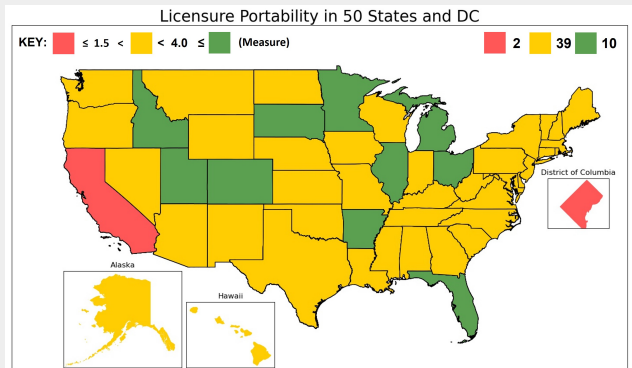


Data Source	Most Recent Survey Time Period Utilized	Date Last Updated
Department of Education - Civil Rights Data Collection District and School Data	SY 2017-2018	October 2020
Department of Education - EDFacts Graduation Rates (District and School Level)	SY 2018-2019	November 2020
Department of Education - National center for Education Statistics Common Core of Data Public Elementary/ Secondary School Universe Survey Data	SY 2019-2020	March 2021
Department of Education - National Center of Education Statistics Common Core of Data (School Search)	SY 2018-19 School Details and Enrollment Characteristics SY 2019-20 School Directory Information	April 2020 July 2020
Center for Education Policy Analysis: Stanford Education Data Archive (SEDA)	SY 2008-2009 through SY 2017-2018	February 2021

\* Public Education is Compiled using 60% Academic Performance, 20% School Climate, and 20% Service Offering.

### Licensure Portability

2019 2021



Accounting



Cosmetology



EMS



Engineering



Law



Nursing



Physical Therapy



Psychology



Teaching



Other Professions



Data Source	Most Recent Survey Time Period Utilized	Date Last Updated
State Laws, State Executive Orders, State Bar and Supreme Court Rules (Licensure)	Through Dec. 2021	Dec. 31, 2021

### Areas Requiring Additional Support

#### Public Education

Student to Teacher



Chronic Absenteeism



Student to Counselor



Licensure Language

Profession

Issue license by endorsement

Accounting





# Support of Military Families - 2021

## Nevada Air National Guard Base, Nevada

### Education and Licensure Assessment Narrative

#### Public Education:

(This assessment is a comparative analysis using colors to graphically display results for all criteria and categories. The colors are assigned using percentiles, divided into thirds, to provide information about a location's relative position compared to all other Department of the Air Force installations assessed)

- Nevada Air National Guard Base, Nevada received an overall yellow rating for public education as it fell within the middle 33 percent of all Air Force installations assessed

- The areas with the lowest relative ranking which require additional state/community support include Student to Teacher Ratio, Chronic Absenteeism Rate, and Student to Counselor Ratio

- Change from 2019: Nevada Air National Guard Base, Nevada's overall education rating changed from green to yellow from 2019.

#### Licensure Portability:

- The State of Nevada received an overall yellow rating for licensure portability indicating the State statutes (primarily N.R.S. 622.510, which designates authority to state agencies) contain barriers to licensure and certification portability for military spouses. This assessment was awarded for providing current certification as a National Registry EMT for the EMS profession and full reciprocity for Teaching certification/licensure for educators with a current out-of-jurisdiction teaching license

- Barriers remain for Cosmetology, Engineering, Nursing, Physical Therapy, and Psychology which only issue licenses by endorsement and have no temporary licensing. Additionally, there are barriers for Other Occupations as current statute does not exclude any other occupations from licensure portability burdens. Barrier also remain for Law as State provides temporary licensing to military spouses in the legal profession with no supervisory requirements

- If you have additional information or recently made changes to your State's licensure statutes, you can send the updated information to [SAF.MRR.Workflow@us.af.mil](mailto:SAF.MRR.Workflow@us.af.mil) for consideration and potential changes to the assessment

- Change from 2019: No change from the 2019 assessment and no changes to the State's statute

#### Additional Notes:

- The education assessment cross references zip codes within the Military Housing Area (MHA) with zip codes of schools in the surrounding districts. Those school districts with zip codes that fall within the MHA of an installation are included in the analysis. In some locations, school district composition may have changed slightly due to the use of updated District IDs obtained from the Department of Education

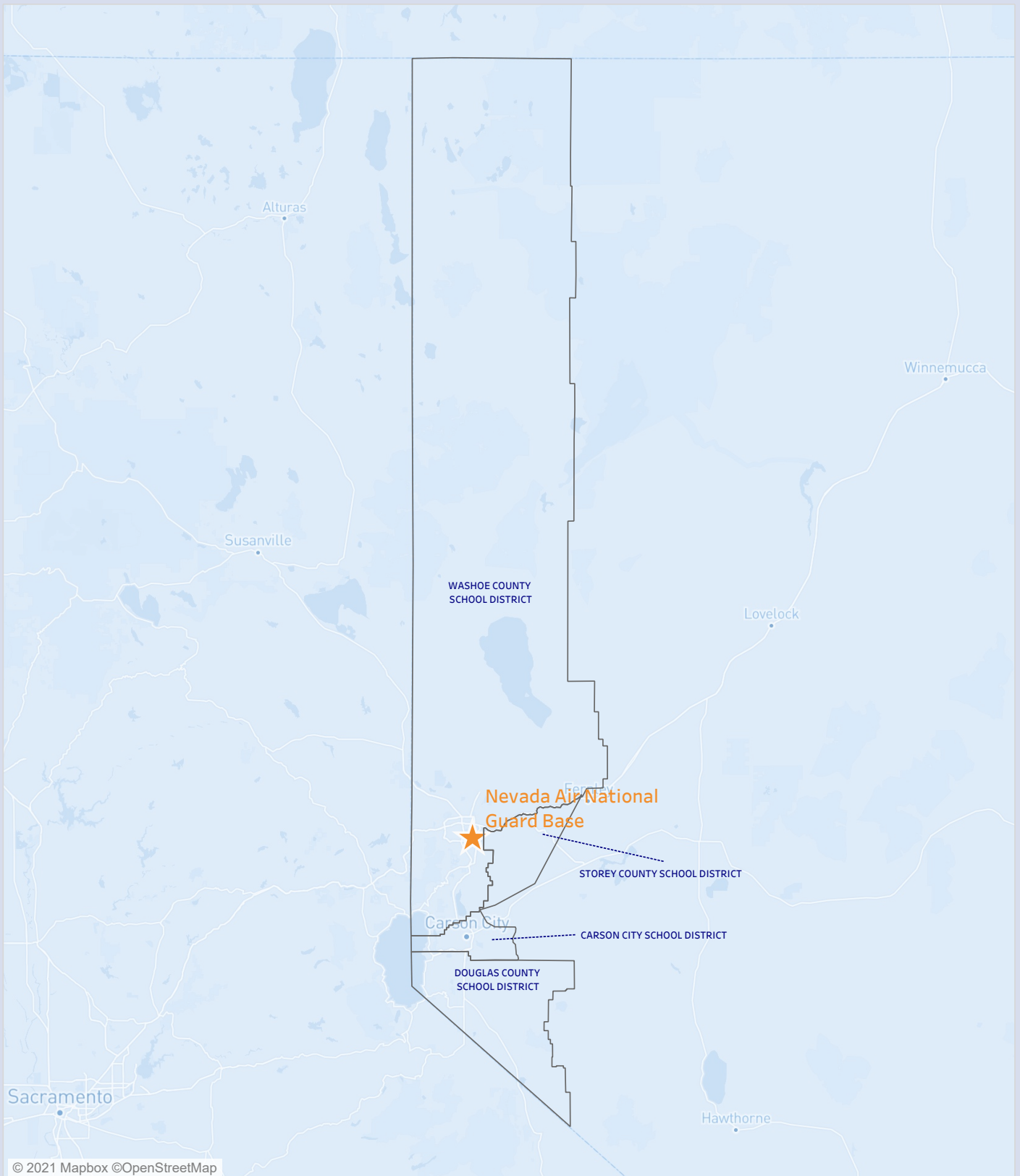
- Graduation rates reflect a 4-year graduation, which was determined to be the expectation of Airmen, Guardians, and their families due to frequency of relocation

- The licensure assessment uses a checklist of licensure rules that states should have, and that they should avoid. For example, having a compact or temporary licensing rule and NOT having supervisory requirements are checklist items that lead to green. The Department of the Air Force reviewed state policies and programs intended to eliminate barriers to license portability for military spouses that were in effect as of 31 Dec. 2021

For additional information on Education and Licensure assessment criteria, methodology and data sources, please see the Support of Military Families Background Information provided at [www.af.mil](http://www.af.mil) under the Support to Families banner. All questions and feedback should be directed to [SAF.MRR.Workflow@us.af.mil](mailto:SAF.MRR.Workflow@us.af.mil).

# Nevada Air National Guard Base, Nevada

## School Districts Map

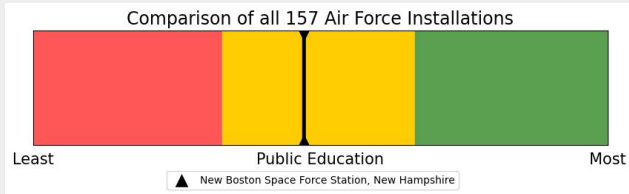


# Support of Military Families - 2021

## New Boston Space Force Station, New Hampshire

### Public Education\*

2019 2021



KEY: ■ < 33.3% ≤ ■ < 66.6% ≤ ■ (Percentile):

### Academic Performance Criteria

2019 2021



Graduation Rate



Student Learning Rate



### School Climate Criteria



Chronic Absenteeism Rate



Suspension Rate



### Service Offering Criteria



Pre-Kindergarten Availability



Student to Counselor Ratio



Student to Mental Health Support Ratio



Student to Nurse Ratio



Student to Teacher Ratio



Data Source	Most Recent Survey Time Period Utilized	Date Last Updated
Department of Education - Civil Rights Data Collection District and School Data	SY 2017-2018	October 2020
Department of Education - EDFacts Graduation Rates (District and School Level)	SY 2018-2019	November 2020
Department of Education - National center for Education Statistics Common Core of Data Public Elementary/ Secondary School Universe Survey Data	SY 2019-2020	March 2021
Department of Education - National Center of Education Statistics Common Core of Data (School Search)	SY 2018-19 School Details and Enrollment Characteristics SY 2019-20 School Directory Information	April 2020 July 2020
Center for Education Policy Analysis: Stanford Education Data Archive (SEDA)	SY 2008-2009 through SY 2017-2018	February 2021

\* Public Education is Compiled using 60% Academic Performance, 20% School Climate, and 20% Service Offering.

### Licensure Portability

2019 2021



Accounting



Cosmetology



EMS



Engineering



Law



Nursing



Physical Therapy



Psychology



Teaching



Other Professions



Data Source	Most Recent Survey Time Period Utilized	Date Last Updated
State Laws, State Executive Orders, State Bar and Supreme Court Rules (Licensure)	Through Dec. 2021	Dec. 31, 2021

### Areas Requiring Additional Support

#### Public Education

Growth Measure



Chronic Absenteeism



Graduation Rates



#### Licensure Language

#### Profession

Substantial equivalency  
Temporary license

Accounting,  
Cosmetology,  
Engineering,  
Psychology,  
Teaching



# Support of Military Families - 2021

## New Boston Space Force Station, New Hampshire

### Education and Licensure Assessment Narrative

#### Public Education:

(This assessment is a comparative analysis using colors to graphically display results for all criteria and categories. The colors are assigned using percentiles, divided into thirds, to provide information about a location's relative position compared to all other Department of the Air Force installations assessed)

- New Boston Space Force Station, New Hampshire received an overall yellow rating for public education as it fell within the middle 33 percent of all Air Force installations assessed

- The areas with the lowest relative ranking which require additional state/community support include Growth Measure, Chronic Absenteeism Rate, and Graduation Rates

- Change from 2019: New Boston Space Force Station, New Hampshire's overall education rating did not shift from 2019.

#### Licensure Portability:

- The State of New Hampshire received an overall yellow rating for licensure portability indicating the State statutes (primarily N.H. Rev. Stat. § 332-G:7) contain barriers to licensure and certification portability for military spouses. This assessment was awarded for joining interstate compacts for Nursing, Physical Therapy, and Psychology occupations and providing current certification as a National Registry EMT for the EMS profession

- Barriers remain for Accounting, Cosmetology, Engineering and Teaching which include "substantial equivalency" requirements. This allows acceptance of another state's license if the requirements for obtaining the license are sufficiently similar to their own State's requirements and precludes acceptance if the requirements are not similar. Additionally, there are barriers for Other Occupations as the statute does not exclude any other occupations from licensure portability burdens.

- If you have additional information or recently made changes to your State's licensure statutes, you can send the updated information to [SAF.MRR.Workflow@us.af.mil](mailto:SAF.MRR.Workflow@us.af.mil) for consideration and potential changes to the assessment

- Change from 2019: Despite improving admission by motion without examination for lawyers, there was no change from the overall 2019 assessment and no changes to the State's general licensure statute

#### Additional Notes:

- The education assessment cross references zip codes within the Military Housing Area (MHA) with zip codes of schools in the surrounding districts. Those school districts with zip codes that fall within the MHA of an installation are included in the analysis. In some locations, school district composition may have changed slightly due to the use of updated District IDs obtained from the Department of Education

- Graduation rates reflect a 4-year graduation, which was determined to be the expectation of Airmen, Guardians, and their families due to frequency of relocation

- The licensure assessment uses a checklist of licensure rules that states should have, and that they should avoid. For example, having a compact or temporary licensing rule and NOT having supervisory requirements are checklist items that lead to green. The Department of the Air Force reviewed state policies and programs intended to eliminate barriers to license portability for military spouses that were in effect as of 31 Dec. 2021

For additional information on Education and Licensure assessment criteria, methodology and data sources, please see the Support of Military Families Background Information provided at [www.af.mil](http://www.af.mil) under the Support to Families banner. All questions and feedback should be directed to [SAF.MRR.Workflow@us.af.mil](mailto:SAF.MRR.Workflow@us.af.mil).

# New Boston Space Force Station, New Hampshire

## School Districts Map

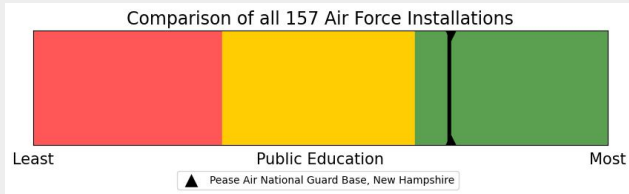


# Support of Military Families - 2021

## Pease Air National Guard Base, New Hampshire

### Public Education\*

2019 2021



KEY: ■ < 33.3% ≤ ■ < 66.6% ≤ ■ (Percentile):

### Academic Performance Criteria

2019 2021



Graduation Rate



Student Learning Rate



### School Climate Criteria



Chronic Absenteeism Rate



Suspension Rate



### Service Offering Criteria



Pre-Kindergarten Availability



Student to Counselor Ratio



Student to Mental Health Support Ratio



Student to Nurse Ratio



Student to Teacher Ratio



Data Source	Most Recent Survey Time Period Utilized	Date Last Updated
Department of Education - Civil Rights Data Collection District and School Data	SY 2017-2018	October 2020
Department of Education - EDFacts Graduation Rates (District and School Level)	SY 2018-2019	November 2020
Department of Education - National center for Education Statistics Common Core of Data Public Elementary/ Secondary School Universe Survey Data	SY 2019-2020	March 2021
Department of Education - National Center of Education Statistics Common Core of Data (School Search)	SY 2018-19 School Details and Enrollment Characteristics SY 2019-20 School Directory Information	April 2020 July 2020
Center for Education Policy Analysis: Stanford Education Data Archive (SEDA)	SY 2008-2009 through SY 2017-2018	February 2021

\* Public Education is Compiled using 60% Academic Performance, 20% School Climate, and 20% Service Offering.

### Licensure Portability

2019 2021



Accounting

2019 2021



Cosmetology



EMS



Engineering



Law



Nursing



Physical Therapy



Psychology



Teaching



Other Professions



Data Source	Most Recent Survey Time Period Utilized	Date Last Updated
State Laws, State Executive Orders, State Bar and Supreme Court Rules (Licensure)	Through Dec. 2021	Dec. 31, 2021

### Areas Requiring Additional Support

#### Public Education

PreK



Growth Measure



Chronic Absenteeism



#### Licensure Language

#### Profession

Substantial equivalency Issue license

Accounting,  
Cosmetology,  
Engineering,  
Psychology,  
Teaching



# Support of Military Families - 2021

## Pease Air National Guard Base, New Hampshire

### Education and Licensure Assessment Narrative

#### Public Education:

(This assessment is a comparative analysis using colors to graphically display results for all criteria and categories. The colors are assigned using percentiles, divided into thirds, to provide information about a location's relative position compared to all other Department of the Air Force installations assessed)

- Pease Air National Guard Base, New Hampshire received an overall green rating for public education as it fell within the top 33 percent of all Air Force installations assessed
- The areas with the lowest relative ranking which require additional state/community support include Pre-school Availability, Growth Measure, and Chronic Absenteeism Rate
- Change from 2019: Pease Air National Guard Base, New Hampshire's overall education rating did not shift from 2019.

#### Licensure Portability:

- The State of New Hampshire received an overall yellow rating for licensure portability indicating the State statutes (primarily N.H. Rev. Stat. § 332-G:7) contain barriers to licensure and certification portability for military spouses. This assessment was awarded for joining interstate compacts for Nursing, Physical Therapy, and Psychology occupations and providing current certification as a National Registry EMT for the EMS profession
- Barriers remain for Accounting, Cosmetology, Engineering and Teaching which include "substantial equivalency" requirements. This allows acceptance of another state's license if the requirements for obtaining the license are sufficiently similar to their own State's requirements and precludes acceptance if the requirements are not similar. Additionally, there are barriers for Other Occupations as the statute does not exclude any other occupations from licensure portability burdens.
- If you have additional information or recently made changes to your State's licensure statutes, you can send the updated information to [SAF.MRR.Workflow@us.af.mil](mailto:SAF.MRR.Workflow@us.af.mil) for consideration and potential changes to the assessment
- Change from 2019: Despite improving admission by motion without examination for lawyers, there was no change from the overall 2019 assessment and no changes to the State's general licensure statute

#### Additional Notes:

- The education assessment cross references zip codes within the Military Housing Area (MHA) with zip codes of schools in the surrounding districts. Those school districts with zip codes that fall within the MHA of an installation are included in the analysis. In some locations, school district composition may have changed slightly due to the use of updated District IDs obtained from the Department of Education
- Graduation rates reflect a 4-year graduation, which was determined to be the expectation of Airmen, Guardians, and their families due to frequency of relocation
- The licensure assessment uses a checklist of licensure rules that states should have, and that they should avoid. For example, having a compact or temporary licensing rule and NOT having supervisory requirements are checklist items that lead to green. The Department of the Air Force reviewed state policies and programs intended to eliminate barriers to license portability for military spouses that were in effect as of 31 Dec. 2021

For additional information on Education and Licensure assessment criteria, methodology and data sources, please see the Support of Military Families Background Information provided at [www.af.mil](http://www.af.mil) under the Support to Families banner. All questions and feedback should be directed to [SAF.MRR.Workflow@us.af.mil](mailto:SAF.MRR.Workflow@us.af.mil).

# Pease Air National Guard Base, New Hampshire

## School Districts Map



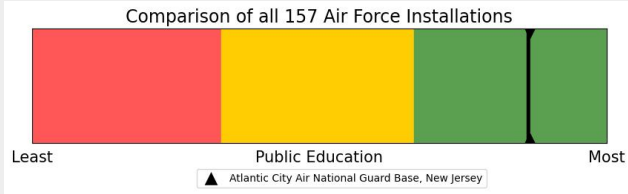


# Support of Military Families - 2021

## Atlantic City Air National Guard Base, New Jersey

### Public Education\*

2019 2021



KEY: ■ < 33.3% ≤ ■ < 66.6% ≤ ■ (Percentile):

### Academic Performance Criteria

2019 2021



Graduation Rate



Student Learning Rate



### School Climate Criteria



Chronic Absenteeism Rate



Suspension Rate



### Service Offering Criteria



Pre-Kindergarten Availability



Student to Counselor Ratio



Student to Mental Health Support Ratio



Student to Nurse Ratio



Student to Teacher Ratio

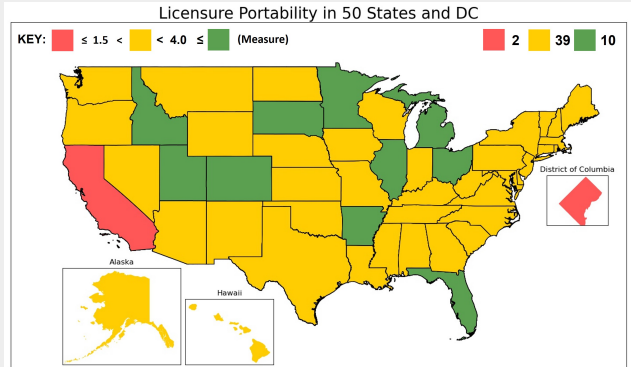


Data Source	Most Recent Survey Time Period Utilized	Date Last Updated
Department of Education - Civil Rights Data Collection District and School Data	SY 2017-2018	October 2020
Department of Education - EDFacts Graduation Rates (District and School Level)	SY 2018-2019	November 2020
Department of Education - National center for Education Statistics Common Core of Data Public Elementary/ Secondary School Universe Survey Data	SY 2019-2020	March 2021
Department of Education - National Center of Education Statistics Common Core of Data (School Search)	SY 2018-19 School Details and Enrollment Characteristics SY 2019-20 School Directory Information	April 2020 July 2020
Center for Education Policy Analysis: Stanford Education Data Archive (SEDA)	SY 2008-2009 through SY 2017-2018	February 2021

\* Public Education is Compiled using 60% Academic Performance, 20% School Climate, and 20% Service Offering.

### Licensure Portability

2019 2021



Accounting



Cosmetology



EMS



Engineering



Law



Nursing



Physical Therapy



Psychology



Teaching



Other Professions



Data Source	Most Recent Survey Time Period Utilized	Date Last Updated
State Laws, State Executive Orders, State Bar and Supreme Court Rules (Licensure)	Through Dec. 2021	Dec. 31, 2021

### Areas Requiring Additional Support

#### Public Education

Suspension Rate



Graduation Rates



PreK



Licensure Language

Profession

Many caveats for temp license Issue license for by

Accounting, Cosmetology, Engineering, Teaching, Nursing, Psychology



# Support of Military Families - 2021

## Atlantic City Air National Guard Base, New Jersey

### Education and Licensure Assessment Narrative

#### Public Education:

(This assessment is a comparative analysis using colors to graphically display results for all criteria and categories. The colors are assigned using percentiles, divided into thirds, to provide information about a location's relative position compared to all other Department of the Air Force installations assessed)

- Atlantic City Air National Guard Base, New Jersey received an overall green rating for public education as it fell within the top 33 percent of all Air Force installations assessed
- The areas with the lowest relative ranking which require additional state/community support include Suspension Rate, Graduation Rates, and Pre-school Availability
- Change from 2019: Atlantic City Air National Guard Base, New Jersey's overall education rating did not shift from 2019.

#### Licensure Portability:

- The State of New Jersey received an overall yellow rating for licensure portability indicating the State statutes (primarily N.J.S.A. 45:1-15.5) contain barriers to licensure and certification portability for military spouses. This assessment was awarded for partial implementation of a Nursing compact, pending active legislation for EMS and Psychology compacts. The State also provides permanent licensure with no supervisory requirements for the Law profession
- Barriers remain for all occupations as they include several caveats to obtaining a temporary license. Additionally, there are barriers for Other Occupations as statute does not exclude any other occupations from licensure portability burdens
- Although New Jersey has enacted legislation to join the Physical Therapy Compact, as of the time of this assessment, the compact benefits are not yet provided to military spouses as additional requirements need to be met in order for New Jersey to fully receive all of the compact privileges
- If you have additional information or recently made changes to your State's licensure statutes, you can send the updated information to [SAF.MRR.Workflow@us.af.mil](mailto:SAF.MRR.Workflow@us.af.mil) for consideration and potential changes to the assessment
- Change from 2019: Although State actions have helped make the licensure transition process smoother for military spouses, there was no change from the 2019 assessment and no changes to the State's statute

#### Additional Notes:

- The education assessment cross references zip codes within the Military Housing Area (MHA) with zip codes of schools in the surrounding districts. Those school districts with zip codes that fall within the MHA of an installation are included in the analysis. In some locations, school district composition may have changed slightly due to the use of updated District IDs obtained from the Department of Education
- Graduation rates reflect a 4-year graduation, which was determined to be the expectation of Airmen, Guardians, and their families due to frequency of relocation
- The licensure assessment uses a checklist of licensure rules that states should have, and that they should avoid. For example, having a compact or temporary licensing rule and NOT having supervisory requirements are checklist items that lead to green. The Department of the Air Force reviewed state policies and programs intended to eliminate barriers to license portability for military spouses that were in effect as of 31 Dec. 2021

For additional information on Education and Licensure assessment criteria, methodology and data sources, please see the Support of Military Families Background Information provided at [www.af.mil](http://www.af.mil) under the Support to Families banner. All questions and feedback should be directed to [SAF.MRR.Workflow@us.af.mil](mailto:SAF.MRR.Workflow@us.af.mil).

# Atlantic City Air National Guard Base, New Jersey

## School Districts Map

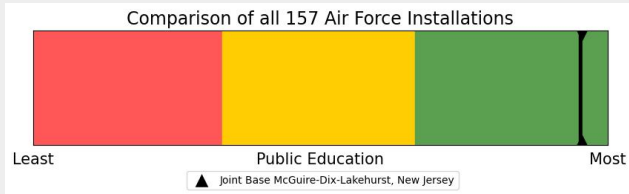


# Support of Military Families - 2021

## Joint Base McGuire-Dix-Lakehurst, New Jersey

### Public Education\*

2019 2021



KEY: ■ < 33.3% ≤ ■ < 66.6% ≤ ■ (Percentile):

### Academic Performance Criteria

2019 2021



Graduation Rate



Student Learning Rate



### School Climate Criteria



Chronic Absenteeism Rate



Suspension Rate



### Service Offering Criteria



Pre-Kindergarten Availability



Student to Counselor Ratio



Student to Mental Health Support Ratio



Student to Nurse Ratio



Student to Teacher Ratio



Data Source	Most Recent Survey Time Period Utilized	Date Last Updated
Department of Education - Civil Rights Data Collection District and School Data	SY 2017-2018	October 2020
Department of Education - EDFacts Graduation Rates (District and School Level)	SY 2018-2019	November 2020
Department of Education - National center for Education Statistics Common Core of Data Public Elementary/ Secondary School Universe Survey Data	SY 2019-2020	March 2021
Department of Education - National Center of Education Statistics Common Core of Data (School Search)	SY 2018-19 School Details and Enrollment Characteristics SY 2019-20 School Directory Information	April 2020 July 2020
Center for Education Policy Analysis: Stanford Education Data Archive (SEDA)	SY 2008-2009 through SY 2017-2018	February 2021

\* Public Education is Compiled using 60% Academic Performance, 20% School Climate, and 20% Service Offering.

### Licensure Portability

2019 2021



Accounting



Cosmetology



EMS



Engineering



Law



Nursing



Physical Therapy



Psychology



Teaching



Other Professions



Data Source	Most Recent Survey Time Period Utilized	Date Last Updated
State Laws, State Executive Orders, State Bar and Supreme Court Rules (Licensure)	Through Dec. 2021	Dec. 31, 2021

### Areas Requiring Additional Support

#### Public Education

Growth Measure



PreK



Chronic Absenteeism



#### Licensure Language

#### Profession

Many caveats for temp license  
Issue license for by

Accounting,  
Cosmetology,  
Engineering,  
Teaching, Nursing,  
Psychology



# Support of Military Families - 2021

## Joint Base McGuire-Dix-Lakehurst, New Jersey

### Education and Licensure Assessment Narrative

#### Public Education:

(This assessment is a comparative analysis using colors to graphically display results for all criteria and categories. The colors are assigned using percentiles, divided into thirds, to provide information about a location's relative position compared to all other Department of the Air Force installations assessed)

- Joint Base McGuire-Dix-Lakehurst, New Jersey received an overall green rating for public education as it fell within the top 33 percent of all Air Force installations assessed
- The areas with the lowest relative ranking which require additional state/community support include Growth Measure, Pre-school Availability, and Chronic Absenteeism Rate
- Change from 2019: Joint Base McGuire-Dix-Lakehurst, New Jersey's overall education rating did not shift from 2019.

#### Licensure Portability:

- The State of New Jersey received an overall yellow rating for licensure portability indicating the State statutes (primarily N.J.S.A. 45:1-15.5) contain barriers to licensure and certification portability for military spouses. This assessment was awarded for partial implementation of a Nursing compact, pending active legislation for EMS and Psychology compacts. The State also provides permanent licensure with no supervisory requirements for the Law profession
- Barriers remain for all occupations as they include several caveats to obtaining a temporary license. Additionally, there are barriers for Other Occupations as statute does not exclude any other occupations from licensure portability burdens
- Although New Jersey has enacted legislation to join the Physical Therapy Compact, as of the time of this assessment, the compact benefits are not yet provided to military spouses as additional requirements need to be met in order for New Jersey to fully receive all of the compact privileges
- If you have additional information or recently made changes to your State's licensure statutes, you can send the updated information to [SAF.MRR.Workflow@us.af.mil](mailto:SAF.MRR.Workflow@us.af.mil) for consideration and potential changes to the assessment
- Change from 2019: Although State actions have helped make the licensure transition process smoother for military spouses, there was no change from the 2019 assessment and no changes to the State's statute

#### Additional Notes:

- The education assessment cross references zip codes within the Military Housing Area (MHA) with zip codes of schools in the surrounding districts. Those school districts with zip codes that fall within the MHA of an installation are included in the analysis. In some locations, school district composition may have changed slightly due to the use of updated District IDs obtained from the Department of Education
- Graduation rates reflect a 4-year graduation, which was determined to be the expectation of Airmen, Guardians, and their families due to frequency of relocation
- The licensure assessment uses a checklist of licensure rules that states should have, and that they should avoid. For example, having a compact or temporary licensing rule and NOT having supervisory requirements are checklist items that lead to green. The Department of the Air Force reviewed state policies and programs intended to eliminate barriers to license portability for military spouses that were in effect as of 31 Dec. 2021

For additional information on Education and Licensure assessment criteria, methodology and data sources, please see the Support of Military Families Background Information provided at [www.af.mil](http://www.af.mil) under the Support to Families banner. All questions and feedback should be directed to [SAF.MRR.Workflow@us.af.mil](mailto:SAF.MRR.Workflow@us.af.mil).

# Joint Base McGuire-Dix-Lakehurst, New Jersey

## School Districts Map

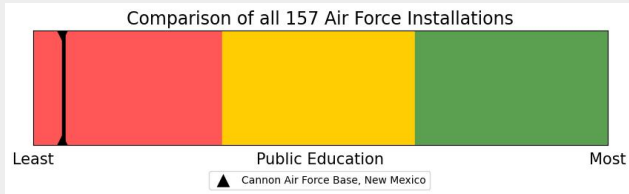


# Support of Military Families - 2021

## Cannon Air Force Base, New Mexico

### Public Education\*

2019 2021



KEY: ■ < 33.3% ≤ ■ < 66.6% ≤ ■ (Percentile):

### Academic Performance Criteria

2019 2021



Graduation Rate



Student Learning Rate



### School Climate Criteria



Chronic Absenteeism Rate



Suspension Rate



### Service Offering Criteria



Pre-Kindergarten Availability



Student to Counselor Ratio



Student to Mental Health Support Ratio



Student to Nurse Ratio



Student to Teacher Ratio

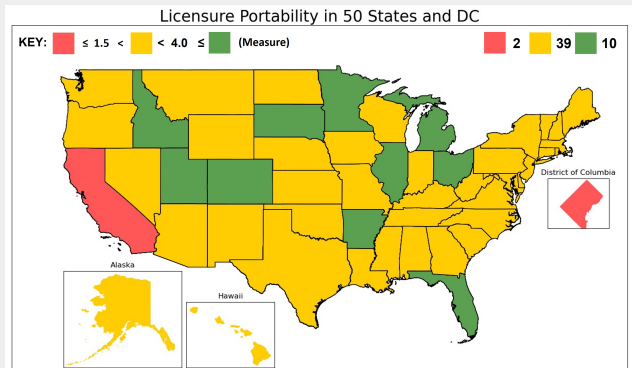


Data Source	Most Recent Survey Time Period Utilized	Date Last Updated
Department of Education - Civil Rights Data Collection District and School Data	SY 2017-2018	October 2020
Department of Education - EDFacts Graduation Rates (District and School Level)	SY 2018-2019	November 2020
Department of Education - National center for Education Statistics Common Core of Data Public Elementary/ Secondary School Universe Survey Data	SY 2019-2020	March 2021
Department of Education - National Center of Education Statistics Common Core of Data (School Search)	SY 2018-19 School Details and Enrollment Characteristics	April 2020
	SY 2019-20 School Directory Information	July 2020
Center for Education Policy Analysis: Stanford Education Data Archive (SEDA)	SY 2008-2009 through SY 2017-2018	February 2021

\* Public Education is Compiled using 60% Academic Performance, 20% School Climate, and 20% Service Offering.

### Licensure Portability

2019 2021



Accounting



Cosmetology



EMS



Engineering



Law



Nursing



Physical Therapy



Psychology



Teaching



Other Professions



Data Source	Most Recent Survey Time Period Utilized	Date Last Updated
State Laws, State Executive Orders, State Bar and Supreme Court Rules (Licensure)	Through Dec. 2021	Dec. 31, 2021

### Areas Requiring Additional Support

#### Public Education

Chronic Absenteeism



Graduation Rates



Suspension Rate



Licensure Language

Profession

No MS rule

Law



# Support of Military Families - 2021

## Cannon Air Force Base, New Mexico

### Education and Licensure Assessment Narrative

#### Public Education:

(This assessment is a comparative analysis using colors to graphically display results for all criteria and categories. The colors are assigned using percentiles, divided into thirds, to provide information about a location's relative position compared to all other Department of the Air Force installations assessed)

- Cannon Air Force Base, New Mexico received an overall red rating for public education as it fell within the bottom 33 percent of all Air Force installations assessed

- The areas with the lowest relative ranking which require additional state/community support include Chronic Absenteeism Rate, Graduation Rates, and Suspension Rate

- Change from 2019: Cannon Air Force Base, New Mexico's overall education rating did not shift from 2019.

#### Licensure Portability:

- The State of New Mexico received an overall yellow rating for licensure portability indicating the State statutes (primarily NM HB 120) contain barriers to licensure and certification portability for military spouses. This assessment was awarded for joining interstate compacts for Nursing and providing current certification as a National Registry EMT for the EMS profession

- Barriers remain for Accounting, Cosmetology, Engineering, Physical Therapy, Psychology and Teaching which include "substantial equivalency" requirements. This allows acceptance of another state's license if the requirements for obtaining the license are sufficiently similar to their own State's requirements and precludes acceptance if the requirements are not similar. Additional barriers also remain for Other Occupations as current statute does not exclude any other occupations from licensure portability burdens and for Law as there are currently no rules established to accommodate licensing for military spouses in the legal profession

- If you have additional information or recently made changes to your State's licensure statutes, you can send the updated information to [SAF.MRR.Workflow@us.af.mil](mailto:SAF.MRR.Workflow@us.af.mil) for consideration and potential changes to the assessment

- Change from 2019: Despite new legislation expediting the application and issuance of license process for military spouses there was no change from the 2019 assessment

#### Additional Notes:

- The education assessment cross references zip codes within the Military Housing Area (MHA) with zip codes of schools in the surrounding districts. Those school districts with zip codes that fall within the MHA of an installation are included in the analysis. In some locations, school district composition may have changed slightly due to the use of updated District IDs obtained from the Department of Education

- Graduation rates reflect a 4-year graduation, which was determined to be the expectation of Airmen, Guardians, and their families due to frequency of relocation

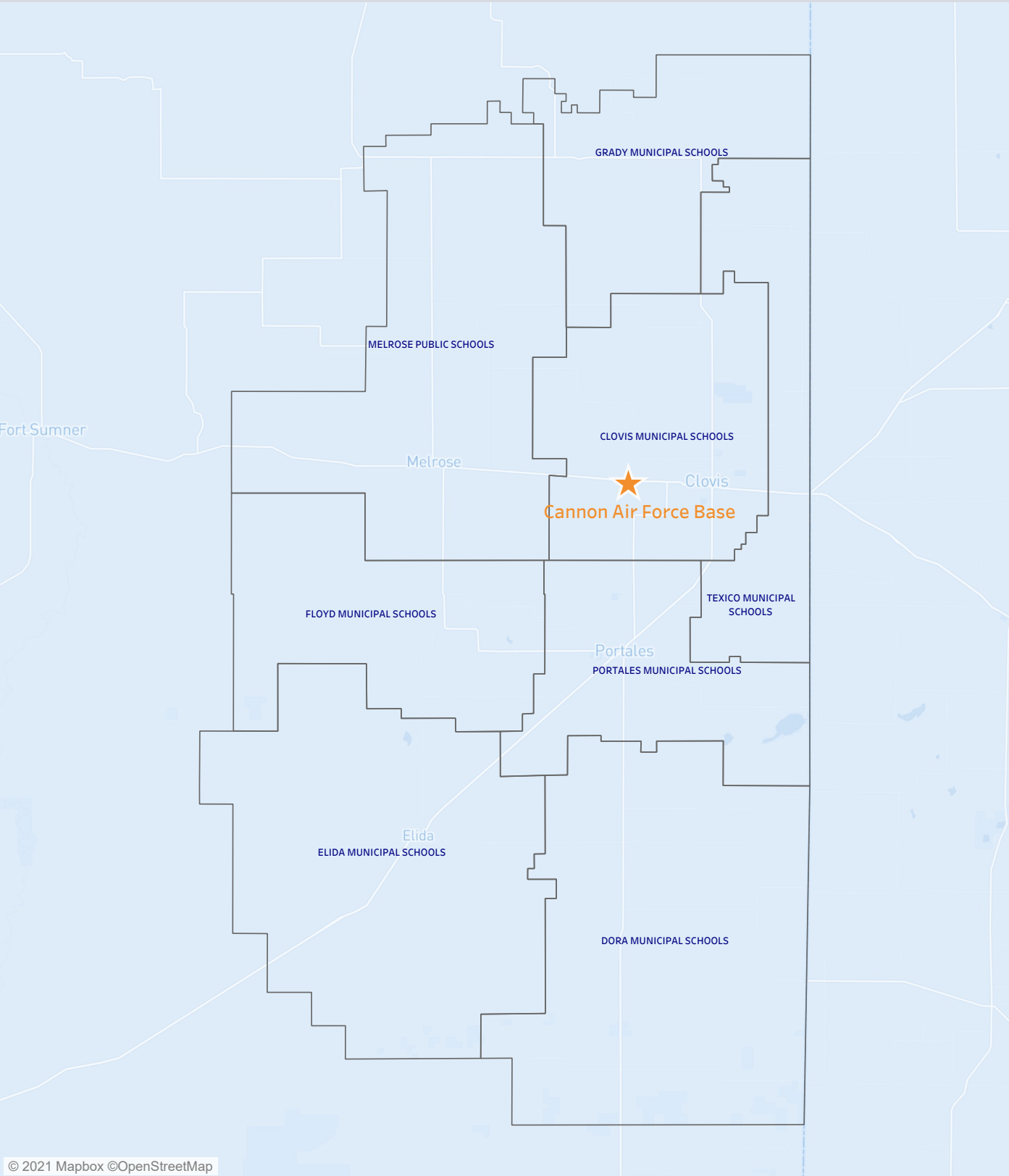
- The licensure assessment uses a checklist of licensure rules that states should have, and that they should avoid. For example, having a compact or temporary licensing rule and NOT having supervisory requirements are checklist items that lead to green. The Department of the Air Force reviewed state policies and programs intended to eliminate barriers to license portability for military spouses that were in effect as of 31 Dec. 2021

For additional information on Education and Licensure assessment criteria, methodology and data sources, please see the Support of Military Families Background Information provided at [www.af.mil](http://www.af.mil) under the Support to Families banner. All questions and feedback should be directed to [SAF.MRR.Workflow@us.af.mil](mailto:SAF.MRR.Workflow@us.af.mil).



# Cannon Air Force Base, New Mexico

## School Districts Map

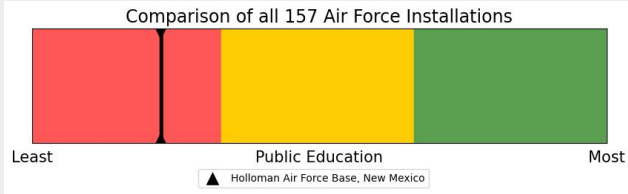


# Support of Military Families - 2021

## Holloman Air Force Base, New Mexico

### Public Education\*

2019 2021



KEY: ■ < 33.3% ≤ ■ < 66.6% ≤ ■ (Percentile):

### Academic Performance Criteria

2019 2021



Graduation Rate



Student Learning Rate



### School Climate Criteria



Chronic Absenteeism Rate



Suspension Rate



### Service Offering Criteria



Pre-Kindergarten Availability



Student to Counselor Ratio



Student to Mental Health Support Ratio



Student to Nurse Ratio



Student to Teacher Ratio

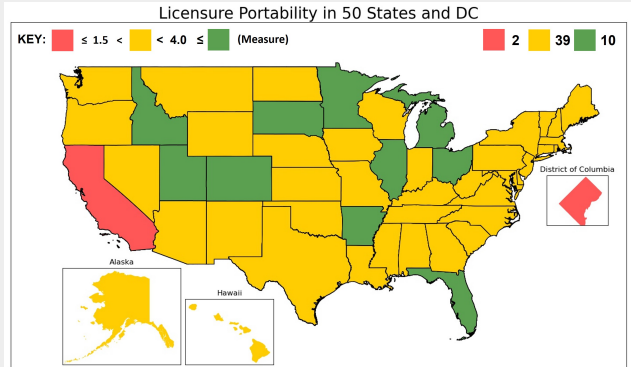


Data Source	Most Recent Survey Time Period Utilized	Date Last Updated
Department of Education - Civil Rights Data Collection District and School Data	SY 2017-2018	October 2020
Department of Education - EDFacts Graduation Rates (District and School Level)	SY 2018-2019	November 2020
Department of Education - National center for Education Statistics Common Core of Data Public Elementary/ Secondary School Universe Survey Data	SY 2019-2020	March 2021
Department of Education - National Center of Education Statistics Common Core of Data (School Search)	SY 2018-19 School Details and Enrollment Characteristics	April 2020
	SY 2019-20 School Directory Information	July 2020
Center for Education Policy Analysis: Stanford Education Data Archive (SEDA)	SY 2008-2009 through SY 2017-2018	February 2021

\* Public Education is Compiled using 60% Academic Performance, 20% School Climate, and 20% Service Offering.

### Licensure Portability

2019 2021



Accounting

2019 2021



Cosmetology



EMS



Engineering



Law



Nursing



Physical Therapy



Psychology



Teaching



Other Professions



Data Source	Most Recent Survey Time Period Utilized	Date Last Updated
State Laws, State Executive Orders, State Bar and Supreme Court Rules (Licensure)	Through Dec. 2021	Dec. 31, 2021

### Areas Requiring Additional Support

#### Public Education

Graduation Rates



PreK



Student to Teacher



Licensure Language

Profession

No MS rule

Law



# Support of Military Families - 2021

## Holloman Air Force Base, New Mexico

### Education and Licensure Assessment Narrative

#### Public Education:

(This assessment is a comparative analysis using colors to graphically display results for all criteria and categories. The colors are assigned using percentiles, divided into thirds, to provide information about a location's relative position compared to all other Department of the Air Force installations assessed)

- Holloman Air Force Base, New Mexico received an overall red rating for public education as it fell within the bottom 33 percent of all Air Force installations assessed

- The areas with the lowest relative ranking which require additional state/community support include Graduation Rates, Pre-school Availability, and Student to Teacher Ratio

- Change from 2019: Holloman Air Force Base, New Mexico's overall education rating did not shift from 2019.

#### Licensure Portability:

- The State of New Mexico received an overall yellow rating for licensure portability indicating the State statutes (primarily NM HB 120) contain barriers to licensure and certification portability for military spouses. This assessment was awarded for joining interstate compacts for Nursing and providing current certification as a National Registry EMT for the EMS profession

- Barriers remain for Accounting, Cosmetology, Engineering, Physical Therapy, Psychology and Teaching which include "substantial equivalency" requirements. This allows acceptance of another state's license if the requirements for obtaining the license are sufficiently similar to their own State's requirements and precludes acceptance if the requirements are not similar. Additional barriers also remain for Other Occupations as current statute does not exclude any other occupations from licensure portability burdens and for Law as there are currently no rules established to accommodate licensing for military spouses in the legal profession

- If you have additional information or recently made changes to your State's licensure statutes, you can send the updated information to [SAF.MRR.Workflow@us.af.mil](mailto:SAF.MRR.Workflow@us.af.mil) for consideration and potential changes to the assessment

- Change from 2019: Despite new legislation expediting the application and issuance of license process for military spouses there was no change from the 2019 assessment

#### Additional Notes:

- The education assessment cross references zip codes within the Military Housing Area (MHA) with zip codes of schools in the surrounding districts. Those school districts with zip codes that fall within the MHA of an installation are included in the analysis. In some locations, school district composition may have changed slightly due to the use of updated District IDs obtained from the Department of Education

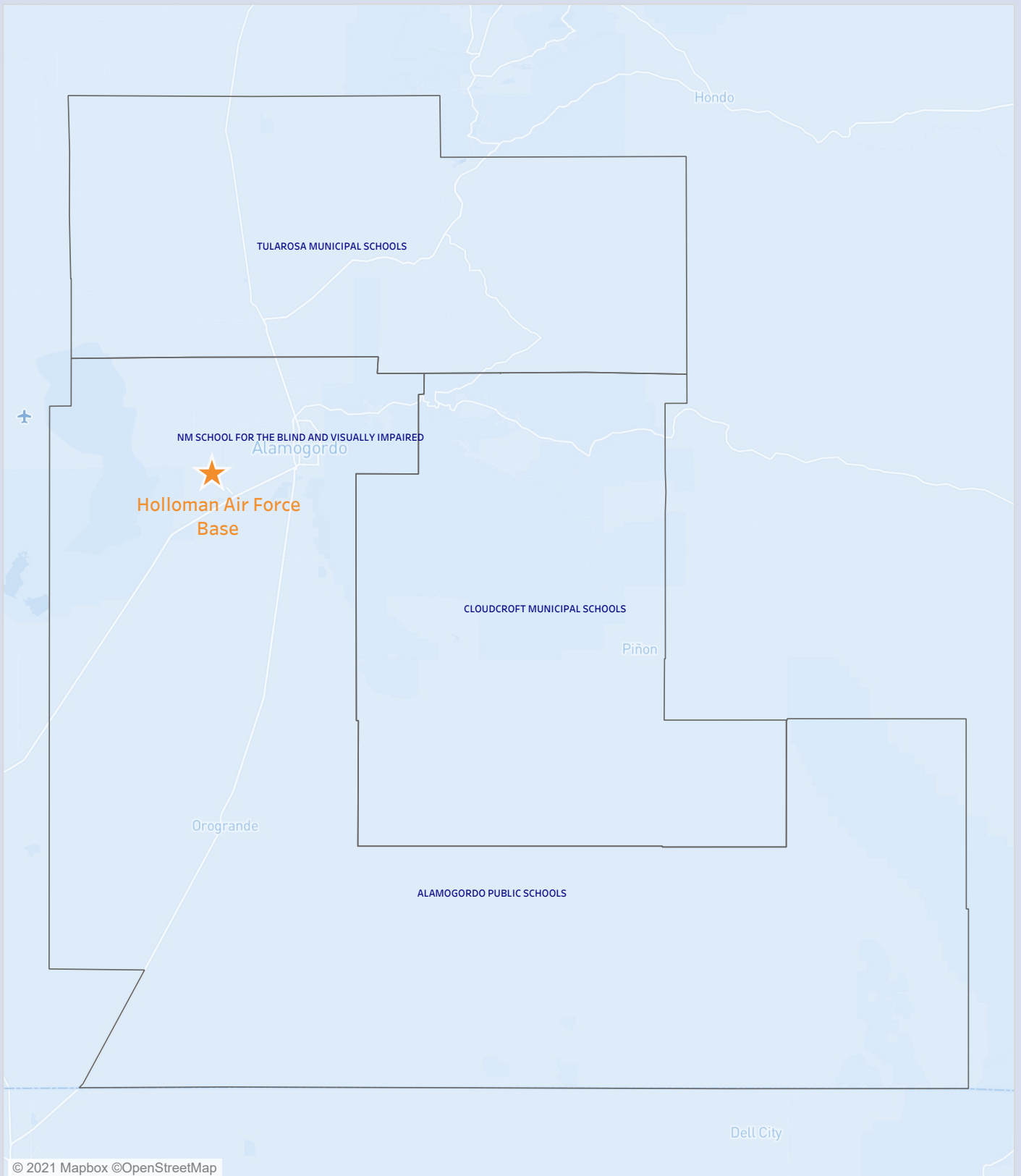
- Graduation rates reflect a 4-year graduation, which was determined to be the expectation of Airmen, Guardians, and their families due to frequency of relocation

- The licensure assessment uses a checklist of licensure rules that states should have, and that they should avoid. For example, having a compact or temporary licensing rule and NOT having supervisory requirements are checklist items that lead to green. The Department of the Air Force reviewed state policies and programs intended to eliminate barriers to license portability for military spouses that were in effect as of 31 Dec. 2021

For additional information on Education and Licensure assessment criteria, methodology and data sources, please see the Support of Military Families Background Information provided at [www.af.mil](http://www.af.mil) under the Support to Families banner. All questions and feedback should be directed to [SAF.MRR.Workflow@us.af.mil](mailto:SAF.MRR.Workflow@us.af.mil).

# Holloman Air Force Base, New Mexico

## School Districts Map

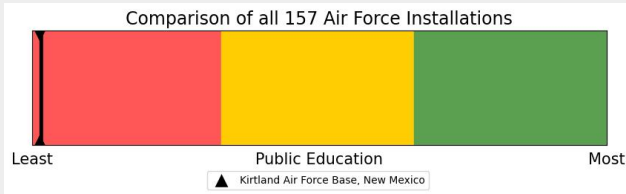


# Support of Military Families - 2021

## Kirtland Air Force Base, New Mexico

### Public Education\*

2019 2021



KEY: ■ < 33.3% ≤ ■ < 66.6% ≤ ■ (Percentile):

### Academic Performance Criteria

2019 2021



Graduation Rate



Student Learning Rate



### School Climate Criteria



Chronic Absenteeism Rate



Suspension Rate



### Service Offering Criteria



Pre-Kindergarten Availability



Student to Counselor Ratio



Student to Mental Health Support Ratio



Student to Nurse Ratio



Student to Teacher Ratio



Data Source	Most Recent Survey Time Period Utilized	Date Last Updated
Department of Education - Civil Rights Data Collection District and School Data	SY 2017-2018	October 2020
Department of Education - EDFacts Graduation Rates (District and School Level)	SY 2018-2019	November 2020
Department of Education - National center for Education Statistics Common Core of Data Public Elementary/ Secondary School Universe Survey Data	SY 2019-2020	March 2021
Department of Education - National Center of Education Statistics Common Core of Data (School Search)	SY 2018-19 School Details and Enrollment Characteristics	April 2020
	SY 2019-20 School Directory Information	July 2020
Center for Education Policy Analysis: Stanford Education Data Archive (SEDA)	SY 2008-2009 through SY 2017-2018	February 2021

\* Public Education is Compiled using 60% Academic Performance, 20% School Climate, and 20% Service Offering.

### Licensure Portability

2019 2021



Accounting



Cosmetology



EMS



Engineering



Law



Nursing



Physical Therapy



Psychology



Teaching



Other Professions



Data Source	Most Recent Survey Time Period Utilized	Date Last Updated
State Laws, State Executive Orders, State Bar and Supreme Court Rules (Licensure)	Through Dec. 2021	Dec. 31, 2021

### Areas Requiring Additional Support

#### Public Education

Graduation Rates



Chronic Absenteeism



Suspension Rate



Licensure Language

Profession

No MS rule

Law



# Support of Military Families - 2021

## Kirtland Air Force Base, New Mexico

### Education and Licensure Assessment Narrative

#### Public Education:

(This assessment is a comparative analysis using colors to graphically display results for all criteria and categories. The colors are assigned using percentiles, divided into thirds, to provide information about a location's relative position compared to all other Department of the Air Force installations assessed)

- Kirtland Air Force Base, New Mexico received an overall red rating for public education as it fell within the bottom 33 percent of all Air Force installations assessed

- The areas with the lowest relative ranking which require additional state/community support include Graduation Rates, Chronic Absenteeism Rate, and Suspension Rate

- Change from 2019: Kirtland Air Force Base, New Mexico's overall education rating did not shift from 2019.

#### Licensure Portability:

- The State of New Mexico received an overall yellow rating for licensure portability indicating the State statutes (primarily NM HB 120) contain barriers to licensure and certification portability for military spouses. This assessment was awarded for joining interstate compacts for Nursing and providing current certification as a National Registry EMT for the EMS profession

- Barriers remain for Accounting, Cosmetology, Engineering, Physical Therapy, Psychology and Teaching which include "substantial equivalency" requirements. This allows acceptance of another state's license if the requirements for obtaining the license are sufficiently similar to their own State's requirements and precludes acceptance if the requirements are not similar. Additional barriers also remain for Other Occupations as current statute does not exclude any other occupations from licensure portability burdens and for Law as there are currently no rules established to accommodate licensing for military spouses in the legal profession

- If you have additional information or recently made changes to your State's licensure statutes, you can send the updated information to [SAF.MRR.Workflow@us.af.mil](mailto:SAF.MRR.Workflow@us.af.mil) for consideration and potential changes to the assessment

- Change from 2019: Despite new legislation expediting the application and issuance of license process for military spouses there was no change from the 2019 assessment

#### Additional Notes:

- The education assessment cross references zip codes within the Military Housing Area (MHA) with zip codes of schools in the surrounding districts. Those school districts with zip codes that fall within the MHA of an installation are included in the analysis. In some locations, school district composition may have changed slightly due to the use of updated District IDs obtained from the Department of Education

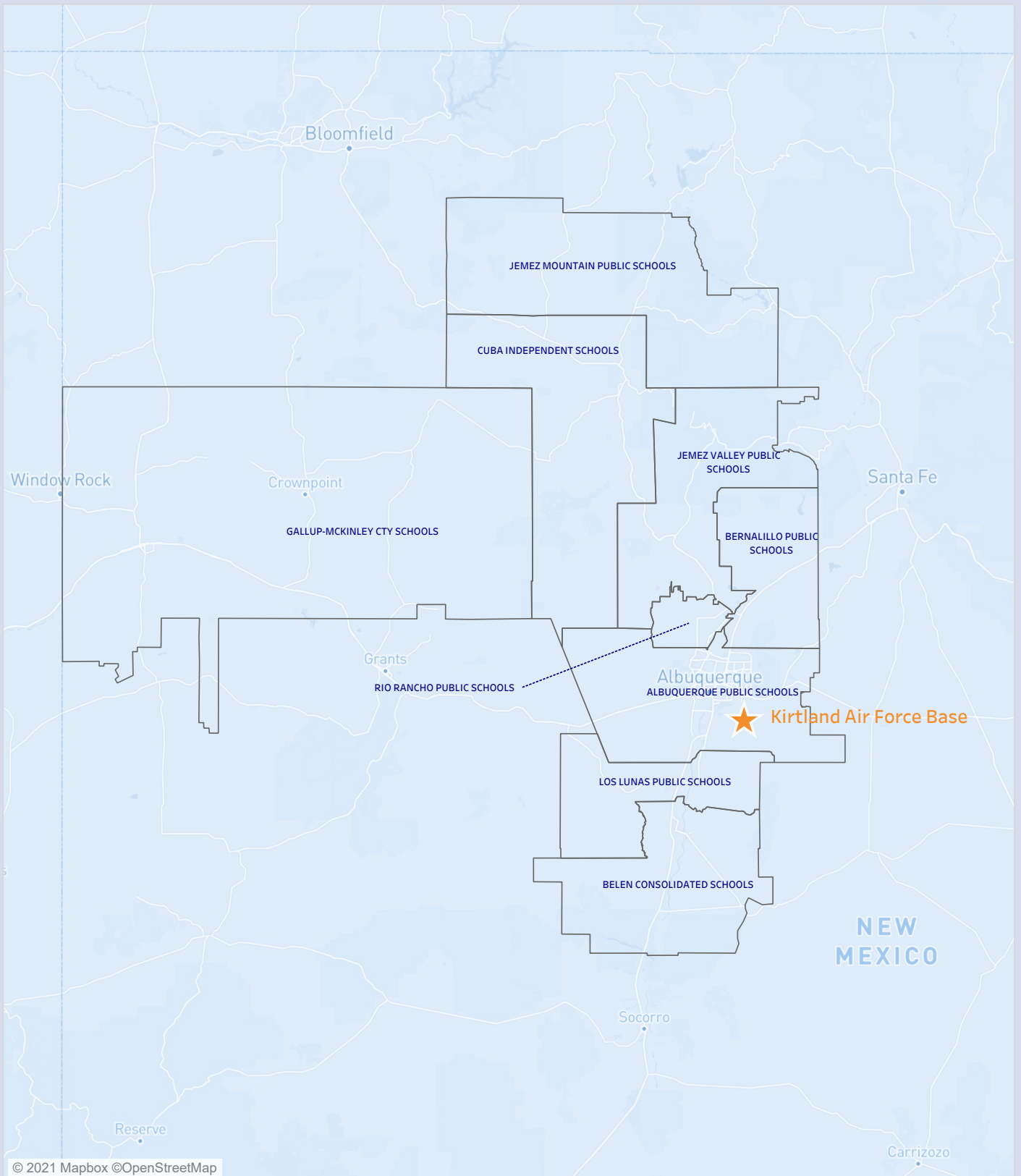
- Graduation rates reflect a 4-year graduation, which was determined to be the expectation of Airmen, Guardians, and their families due to frequency of relocation

- The licensure assessment uses a checklist of licensure rules that states should have, and that they should avoid. For example, having a compact or temporary licensing rule and NOT having supervisory requirements are checklist items that lead to green. The Department of the Air Force reviewed state policies and programs intended to eliminate barriers to license portability for military spouses that were in effect as of 31 Dec. 2021

For additional information on Education and Licensure assessment criteria, methodology and data sources, please see the Support of Military Families Background Information provided at [www.af.mil](http://www.af.mil) under the Support to Families banner. All questions and feedback should be directed to [SAF.MRR.Workflow@us.af.mil](mailto:SAF.MRR.Workflow@us.af.mil).

# Kirtland Air Force Base, New Mexico

## School Districts Map




# Support of Military Families - 2021

## Francis S Gabreski Air National Guard Base, New York

### Public Education\*

2019 2021



KEY: ■ < 33.3% ≤ ■ < 66.6% ≤ ■ (Percentile):

### Academic Performance Criteria

2019 2021



Graduation Rate



Student Learning Rate



### School Climate Criteria



Chronic Absenteeism Rate



Suspension Rate



### Service Offering Criteria



Pre-Kindergarten Availability



Student to Counselor Ratio



Student to Mental Health Support Ratio



Student to Nurse Ratio



Student to Teacher Ratio

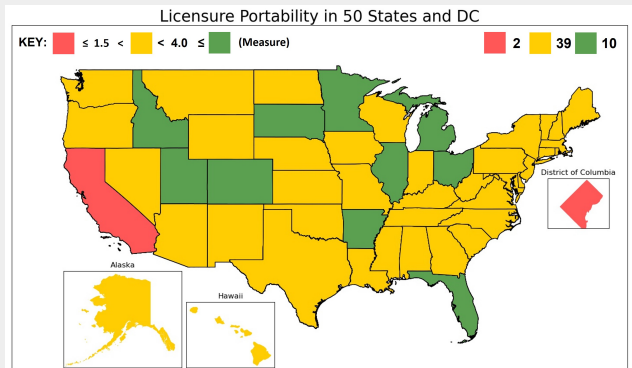


Data Source	Most Recent Survey Time Period Utilized	Date Last Updated
Department of Education - Civil Rights Data Collection District and School Data	SY 2017-2018	October 2020
Department of Education - ED Facts Graduation Rates (District and School Level)	SY 2018-2019	November 2020
Department of Education - National center for Education Statistics Common Core of Data Public Elementary/ Secondary School Universe Survey Data	SY 2019-2020	March 2021
Department of Education - National Center of Education Statistics Common Core of Data (School Search)	SY 2018-19 School Details and Enrollment Characteristics SY 2019-20 School Directory Information	April 2020 July 2020
Center for Education Policy Analysis: Stanford Education Data Archive (SEDA)	SY 2008-2009 through SY 2017-2018	February 2021

\* Public Education is Compiled using 60% Academic Performance, 20% School Climate, and 20% Service Offering.

### Licensure Portability

2019 2021



Accounting

2019 2021



Cosmetology



EMS



Engineering



Law



Nursing



Physical Therapy



Psychology



Teaching



Other Professions



Data Source	Most Recent Survey Time Period Utilized	Date Last Updated
State Laws, State Executive Orders, State Bar and Supreme Court Rules (Licensure)	Through Dec. 2021	Dec. 31, 2021

### Areas Requiring Additional Support

#### Public Education

Graduation Rates



Chronic Absenteeism



PreK



#### Licensure Language

Substantial equivalency  
Expedited license  
Temporary license

#### Profession

Accounting,  
Cosmetology,  
Engineering, Nursing,  
Physical Therapy,  
Psychology, Teaching





# Support of Military Families - 2021

## Francis S Gabreski Air National Guard Base, New York

### Education and Licensure Assessment Narrative

#### Public Education:

(This assessment is a comparative analysis using colors to graphically display results for all criteria and categories. The colors are assigned using percentiles, divided into thirds, to provide information about a location's relative position compared to all other Department of the Air Force installations assessed)

- Francis S Gabreski Air National Guard Base, New York received an overall red rating for public education as it fell within the bottom 33 percent of all Air Force installations assessed
- The areas with the lowest relative ranking which require additional state/community support include Graduation Rates, Chronic Absenteeism Rate, and Pre-school Availability
- Change from 2019: Francis S Gabreski Air National Guard Base, New York's overall education rating changed from green to red from 2019.

#### Licensure Portability:

- The State of New York received an overall yellow rating for licensure portability indicating the State statutes (primarily McKinney's Education Law § 6501) contain barriers to licensure and certification portability for military spouses. This assessment was awarded for accepting current certification from all states in the United States for the EMS profession. The State also provides permanent licensure with no supervisory requirements for the Law profession
- Barriers remain for Accounting, Cosmetology, Engineering, Nursing, Physical Therapy, Psychology and Teaching which include "substantially equivalent" requirements. This allows acceptance of another state's license if the requirements for obtaining the license are sufficiently similar to their own State's requirements and precludes acceptance if the requirements are not similar. Additionally, there are barriers for Other Occupations as current statute does not exclude any other occupations from licensure portability burdens
- If you have additional information or recently made changes to your State's licensure statutes, you can send the updated information to [SAF.MRR.Workflow@us.af.mil](mailto:SAF.MRR.Workflow@us.af.mil) for consideration and potential changes to the assessment
- Change from 2019: Despite new legislation improving the temporary licensing process for the Teaching profession there was no change from the 2019 assessment

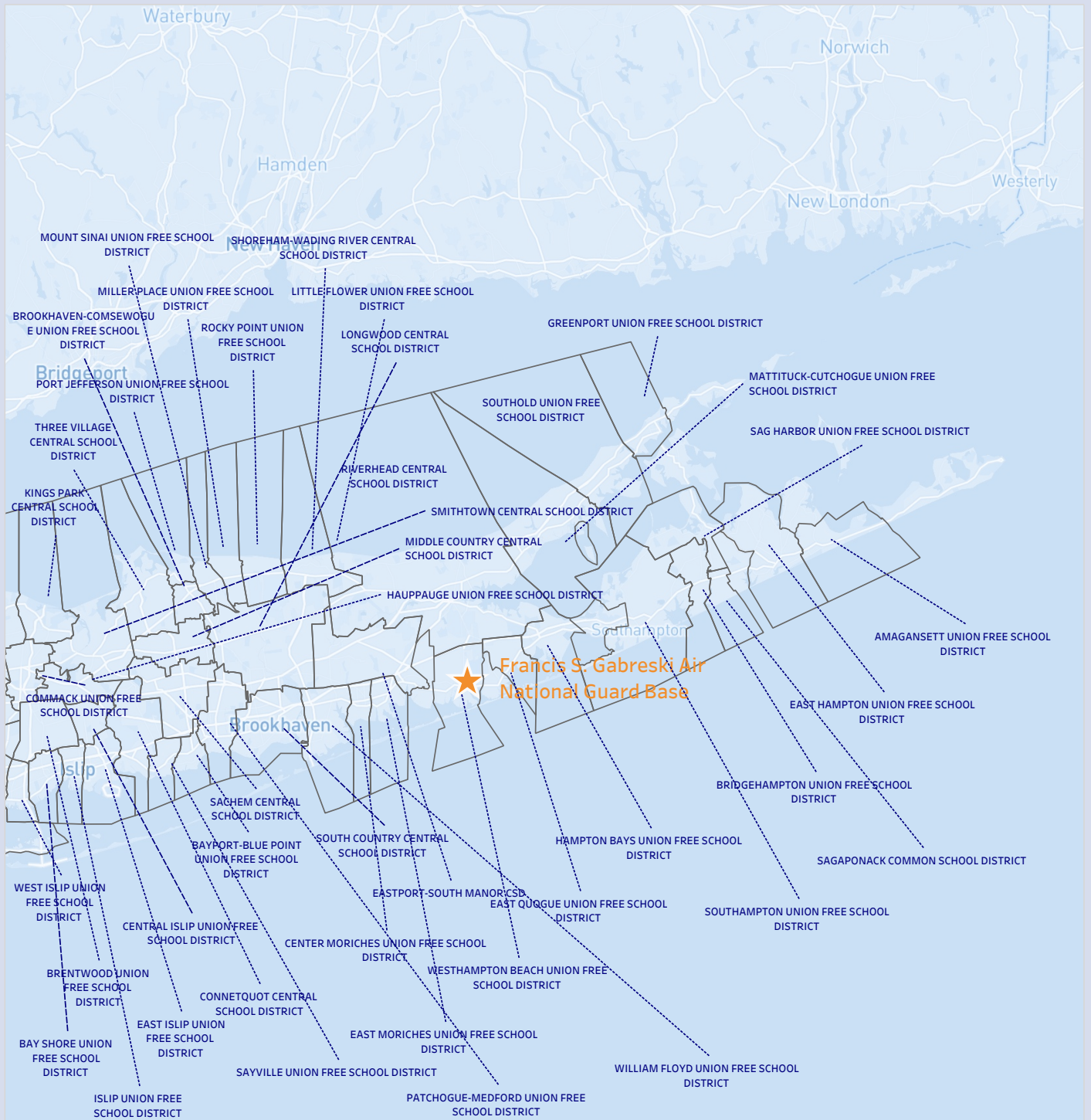
#### Additional Notes:

- The education assessment cross references zip codes within the Military Housing Area (MHA) with zip codes of schools in the surrounding districts. Those school districts with zip codes that fall within the MHA of an installation are included in the analysis. In some locations, school district composition may have changed slightly due to the use of updated District IDs obtained from the Department of Education
- Graduation rates reflect a 4-year graduation, which was determined to be the expectation of Airmen, Guardians, and their families due to frequency of relocation
- The licensure assessment uses a checklist of licensure rules that states should have, and that they should avoid. For example, having a compact or temporary licensing rule and NOT having supervisory requirements are checklist items that lead to green. The Department of the Air Force reviewed state policies and programs intended to eliminate barriers to license portability for military spouses that were in effect as of 31 Dec. 2021

For additional information on Education and Licensure assessment criteria, methodology and data sources, please see the Support of Military Families Background Information provided at [www.af.mil](http://www.af.mil) under the Support to Families banner. All questions and feedback should be directed to [SAF.MRR.Workflow@us.af.mil](mailto:SAF.MRR.Workflow@us.af.mil).

# Francis S. Gabreski Air National Guard Base, New York

## School Districts Map




# Support of Military Families - 2021

## Hancock Field Air National Guard Base, New York

### Public Education\*

2019 2021



KEY: ■ < 33.3% ≤ ■ < 66.6% ≤ ■ (Percentile):

### Academic Performance Criteria

2019 2021



Graduation Rate ■ ■

Student Learning Rate ■ ■

### School Climate Criteria



Chronic Absenteeism Rate ■ ■

Suspension Rate ■ ■

### Service Offering Criteria



Pre-Kindergarten Availability ■ ■

Student to Counselor Ratio ■ ■

Student to Mental Health Support Ratio ■ ■

Student to Nurse Ratio ■ ■

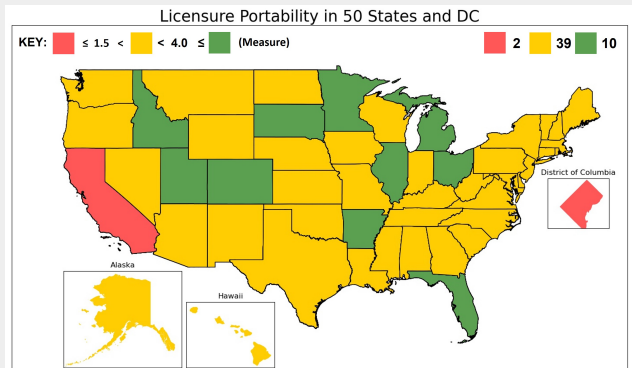
Student to Teacher Ratio ■ ■

Data Source	Most Recent Survey Time Period Utilized	Date Last Updated
Department of Education - Civil Rights Data Collection District and School Data	SY 2017-2018	October 2020
Department of Education - ED Facts Graduation Rates (District and School Level)	SY 2018-2019	November 2020
Department of Education - National center for Education Statistics Common Core of Data Public Elementary/ Secondary School Universe Survey Data	SY 2019-2020	March 2021
Department of Education - National Center of Education Statistics Common Core of Data (School Search)	SY 2018-19 School Details and Enrollment Characteristics SY 2019-20 School Directory Information	April 2020 July 2020
Center for Education Policy Analysis: Stanford Education Data Archive (SEDA)	SY 2008-2009 through SY 2017-2018	February 2021

\* Public Education is Compiled using 60% Academic Performance, 20% School Climate, and 20% Service Offering.

### Licensure Portability

2019 2021



Accounting ■ ■

Cosmetology ■ ■

EMS ■ ■

Engineering ■ ■

Law ■ ■

Nursing ■ ■

Physical Therapy ■ ■

Psychology ■ ■

Teaching ■ ■

Other Professions ■ ■

Data Source	Most Recent Survey Time Period Utilized	Date Last Updated
State Laws, State Executive Orders, State Bar and Supreme Court Rules (Licensure)	Through Dec. 2021	Dec. 31, 2021

### Areas Requiring Additional Support

#### Public Education

Graduation Rates ■

Chronic Absenteeism ■

Suspension Rate ■

#### Licensure Language

Substantial equivalency license  
Expedited license  
Temporary license

#### Profession

Accounting, Cosmetology, Engineering, Nursing, Physical Therapy, Psychology, Teaching



# Support of Military Families - 2021

## Hancock Field Air National Guard Base, New York

### Education and Licensure Assessment Narrative

#### Public Education:

(This assessment is a comparative analysis using colors to graphically display results for all criteria and categories. The colors are assigned using percentiles, divided into thirds, to provide information about a location's relative position compared to all other Department of the Air Force installations assessed)

- Hancock Field Air National Guard Base, New York received an overall yellow rating for public education as it fell within the middle 33 percent of all Air Force installations assessed

- The areas with the lowest relative ranking which require additional state/community support include Graduation Rates, Chronic Absenteeism Rate, and Suspension Rate

- Change from 2019: Hancock Field Air National Guard Base, New York's overall education rating did not shift from 2019.

#### Licensure Portability:

- The State of New York received an overall yellow rating for licensure portability indicating the State statutes (primarily McKinney's Education Law § 6501) contain barriers to licensure and certification portability for military spouses. This assessment was awarded for accepting current certification from all states in the United States for the EMS profession. The State also provides permanent licensure with no supervisory requirements for the Law profession

- Barriers remain for Accounting, Cosmetology, Engineering, Nursing, Physical Therapy, Psychology and Teaching which include "substantially equivalent" requirements. This allows acceptance of another state's license if the requirements for obtaining the license are sufficiently similar to their own State's requirements and precludes acceptance if the requirements are not similar. Additionally, there are barriers for Other Occupations as current statute does not exclude any other occupations from licensure portability burdens

- If you have additional information or recently made changes to your State's licensure statutes, you can send the updated information to [SAF.MRR.Workflow@us.af.mil](mailto:SAF.MRR.Workflow@us.af.mil) for consideration and potential changes to the assessment

- Change from 2019: Despite new legislation improving the temporary licensing process for the Teaching profession there was no change from the 2019 assessment

#### Additional Notes:

- The education assessment cross references zip codes within the Military Housing Area (MHA) with zip codes of schools in the surrounding districts. Those school districts with zip codes that fall within the MHA of an installation are included in the analysis. In some locations, school district composition may have changed slightly due to the use of updated District IDs obtained from the Department of Education

- Graduation rates reflect a 4-year graduation, which was determined to be the expectation of Airmen, Guardians, and their families due to frequency of relocation

- The licensure assessment uses a checklist of licensure rules that states should have, and that they should avoid. For example, having a compact or temporary licensing rule and NOT having supervisory requirements are checklist items that lead to green. The Department of the Air Force reviewed state policies and programs intended to eliminate barriers to license portability for military spouses that were in effect as of 31 Dec. 2021

For additional information on Education and Licensure assessment criteria, methodology and data sources, please see the Support of Military Families Background Information provided at [www.af.mil](http://www.af.mil) under the Support to Families banner. All questions and feedback should be directed to [SAF.MRR.Workflow@us.af.mil](mailto:SAF.MRR.Workflow@us.af.mil).

# Hancock Field Air National Guard Base, New York

## School Districts Map




# Support of Military Families - 2021

## Niagara Falls Air Reserve Station, New York

### Public Education\*

2019 2021



KEY: ■ < 33.3% ≤ ■ < 66.6% ≤ ■ (Percentile):

### Academic Performance Criteria

2019 2021



Graduation Rate



Student Learning Rate



### School Climate Criteria



Chronic Absenteeism Rate



Suspension Rate



### Service Offering Criteria



Pre-Kindergarten Availability



Student to Counselor Ratio



Student to Mental Health Support Ratio



Student to Nurse Ratio



Student to Teacher Ratio



Data Source	Most Recent Survey Time Period Utilized	Date Last Updated
Department of Education - Civil Rights Data Collection District and School Data	SY 2017-2018	October 2020
Department of Education - ED Facts Graduation Rates (District and School Level)	SY 2018-2019	November 2020
Department of Education - National center for Education Statistics Common Core of Data Public Elementary/ Secondary School Universe Survey Data	SY 2019-2020	March 2021
Department of Education - National Center of Education Statistics Common Core of Data (School Search)	SY 2018-19 School Details and Enrollment Characteristics SY 2019-20 School Directory Information	April 2020 July 2020
Center for Education Policy Analysis: Stanford Education Data Archive (SEDA)	SY 2008-2009 through SY 2017-2018	February 2021

\* Public Education is Compiled using 60% Academic Performance, 20% School Climate, and 20% Service Offering.

### Licensure Portability

2019 2021



Accounting



Cosmetology



EMS



Engineering



Law



Nursing



Physical Therapy



Psychology



Teaching



Other Professions



Data Source	Most Recent Survey Time Period Utilized	Date Last Updated
State Laws, State Executive Orders, State Bar and Supreme Court Rules (Licensure)	Through Dec. 2021	Dec. 31, 2021

### Areas Requiring Additional Support

#### Public Education

Chronic Absenteeism



Graduation Rates



Growth Measure



#### Licensure Language

Substantial equivalency Expedited license Temporary license

#### Profession

Accounting, Cosmetology, Engineering, Nursing, Physical Therapy, Psychology, Teaching



# Support of Military Families - 2021

## Niagara Falls Air Reserve Station, New York

### Education and Licensure Assessment Narrative

#### Public Education:

(This assessment is a comparative analysis using colors to graphically display results for all criteria and categories. The colors are assigned using percentiles, divided into thirds, to provide information about a location's relative position compared to all other Department of the Air Force installations assessed)

- Niagara Falls Air Reserve Station, New York received an overall yellow rating for public education as it fell within the middle 33 percent of all Air Force installations assessed
- The areas with the lowest relative ranking which require additional state/community support include Chronic Absenteeism Rate, Graduation Rates, and Growth Measure
- Change from 2019: Niagara Falls Air Reserve Station, New York's overall education rating did not shift from 2019.

#### Licensure Portability:

- The State of New York received an overall yellow rating for licensure portability indicating the State statutes (primarily McKinney's Education Law § 6501) contain barriers to licensure and certification portability for military spouses. This assessment was awarded for accepting current certification from all states in the United States for the EMS profession. The State also provides permanent licensure with no supervisory requirements for the Law profession
- Barriers remain for Accounting, Cosmetology, Engineering, Nursing, Physical Therapy, Psychology and Teaching which include "substantially equivalent" requirements. This allows acceptance of another state's license if the requirements for obtaining the license are sufficiently similar to their own State's requirements and precludes acceptance if the requirements are not similar. Additionally, there are barriers for Other Occupations as current statute does not exclude any other occupations from licensure portability burdens
- If you have additional information or recently made changes to your State's licensure statutes, you can send the updated information to [SAF.MRR.Workflow@us.af.mil](mailto:SAF.MRR.Workflow@us.af.mil) for consideration and potential changes to the assessment
- Change from 2019: Despite new legislation improving the temporary licensing process for the Teaching profession there was no change from the 2019 assessment

#### Additional Notes:

- The education assessment cross references zip codes within the Military Housing Area (MHA) with zip codes of schools in the surrounding districts. Those school districts with zip codes that fall within the MHA of an installation are included in the analysis. In some locations, school district composition may have changed slightly due to the use of updated District IDs obtained from the Department of Education
- Graduation rates reflect a 4-year graduation, which was determined to be the expectation of Airmen, Guardians, and their families due to frequency of relocation
- The licensure assessment uses a checklist of licensure rules that states should have, and that they should avoid. For example, having a compact or temporary licensing rule and NOT having supervisory requirements are checklist items that lead to green. The Department of the Air Force reviewed state policies and programs intended to eliminate barriers to license portability for military spouses that were in effect as of 31 Dec. 2021

For additional information on Education and Licensure assessment criteria, methodology and data sources, please see the Support of Military Families Background Information provided at [www.af.mil](http://www.af.mil) under the Support to Families banner. All questions and feedback should be directed to [SAF.MRR.Workflow@us.af.mil](mailto:SAF.MRR.Workflow@us.af.mil).

# Niagara Falls Air Reserve Station, New York

## School Districts Map



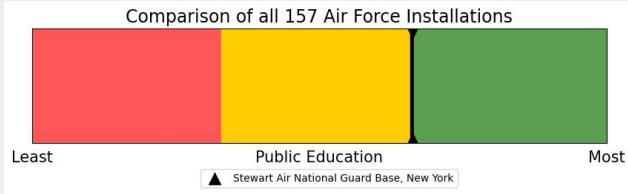


# Support of Military Families - 2021

## Stewart Air National Guard Base, New York

### Public Education\*

2019 2021



KEY: ■ < 33.3% ≤ ■ < 66.6% ≤ ■ (Percentile):

### Academic Performance Criteria

2019 2021



Graduation Rate



Student Learning Rate



### School Climate Criteria



Chronic Absenteeism Rate



Suspension Rate



### Service Offering Criteria



Pre-Kindergarten Availability



Student to Counselor Ratio



Student to Mental Health Support Ratio



Student to Nurse Ratio



Student to Teacher Ratio

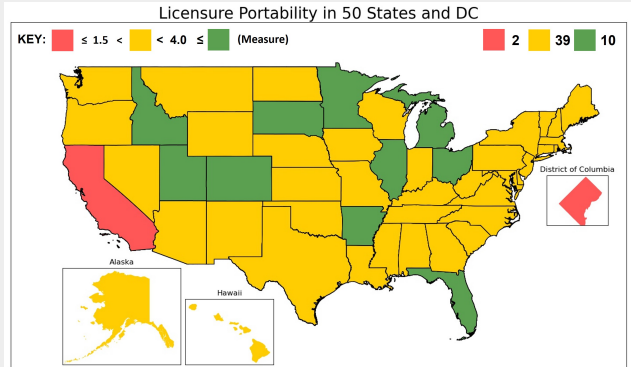


Data Source	Most Recent Survey Time Period Utilized	Date Last Updated
Department of Education - Civil Rights Data Collection District and School Data	SY 2017-2018	October 2020
Department of Education - ED Facts Graduation Rates (District and School Level)	SY 2018-2019	November 2020
Department of Education - National center for Education Statistics Common Core of Data Public Elementary/ Secondary School Universe Survey Data	SY 2019-2020	March 2021
Department of Education - National Center of Education Statistics Common Core of Data (School Search)	SY 2018-19 School Details and Enrollment Characteristics SY 2019-20 School Directory Information	April 2020 July 2020
Center for Education Policy Analysis: Stanford Education Data Archive (SEDA)	SY 2008-2009 through SY 2017-2018	February 2021

\* Public Education is Compiled using 60% Academic Performance, 20% School Climate, and 20% Service Offering.

### Licensure Portability

2019 2021



Accounting



Cosmetology



EMS



Engineering



Law



Nursing



Physical Therapy



Psychology



Teaching



Other Professions



Data Source	Most Recent Survey Time Period Utilized	Date Last Updated
State Laws, State Executive Orders, State Bar and Supreme Court Rules (Licensure)	Through Dec. 2021	Dec. 31, 2021

### Areas Requiring Additional Support

#### Public Education

PreK



Chronic Absenteeism



Graduation Rates



#### Licensure Language

#### Profession

Substantial equivalency  
Expedited license  
Temporary license

Accounting,  
Cosmetology,  
Engineering, Nursing,  
Physical Therapy,  
Psychology, Teaching



# Support of Military Families - 2021

## Stewart Air National Guard Base, New York

### Education and Licensure Assessment Narrative

#### Public Education:

(This assessment is a comparative analysis using colors to graphically display results for all criteria and categories. The colors are assigned using percentiles, divided into thirds, to provide information about a location's relative position compared to all other Department of the Air Force installations assessed)

- Stewart Air National Guard Base, New York received an overall green rating for public education as it fell within the top 33 percent of all Air Force installations assessed
- The areas with the lowest relative ranking which require additional state/community support include Pre-school Availability, Chronic Absenteeism Rate, and Graduation Rates
- Change from 2019: Stewart Air National Guard Base, New York's overall education rating did not shift from 2019.

#### Licensure Portability:

- The State of New York received an overall yellow rating for licensure portability indicating the State statutes (primarily McKinney's Education Law § 6501) contain barriers to licensure and certification portability for military spouses. This assessment was awarded for accepting current certification from all states in the United States for the EMS profession. The State also provides permanent licensure with no supervisory requirements for the Law profession
- Barriers remain for Accounting, Cosmetology, Engineering, Nursing, Physical Therapy, Psychology and Teaching which include "substantially equivalent" requirements. This allows acceptance of another state's license if the requirements for obtaining the license are sufficiently similar to their own State's requirements and precludes acceptance if the requirements are not similar. Additionally, there are barriers for Other Occupations as current statute does not exclude any other occupations from licensure portability burdens
- If you have additional information or recently made changes to your State's licensure statutes, you can send the updated information to [SAF.MRR.Workflow@us.af.mil](mailto:SAF.MRR.Workflow@us.af.mil) for consideration and potential changes to the assessment
- Change from 2019: Despite new legislation improving the temporary licensing process for the Teaching profession there was no change from the 2019 assessment

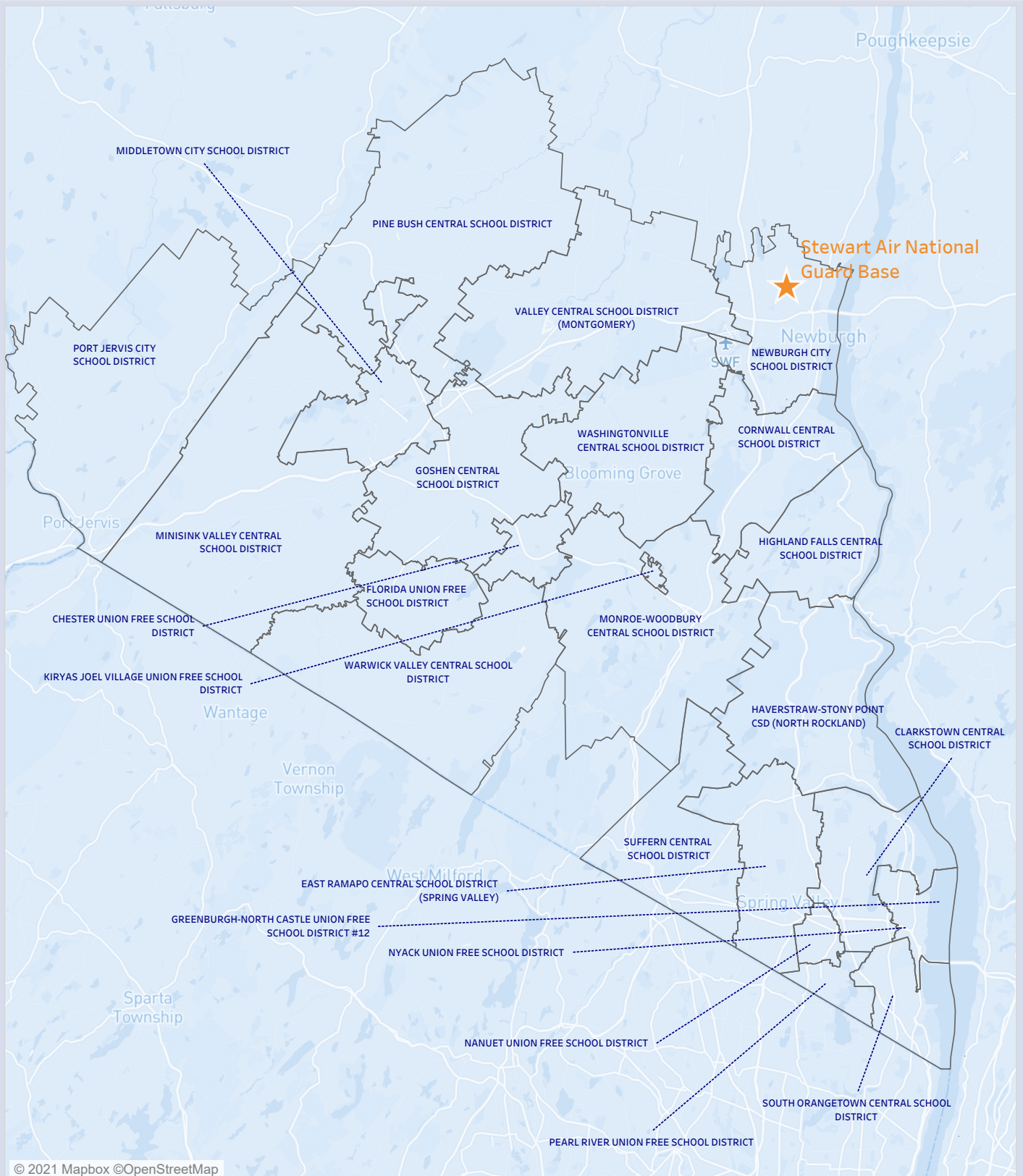
#### Additional Notes:

- The education assessment cross references zip codes within the Military Housing Area (MHA) with zip codes of schools in the surrounding districts. Those school districts with zip codes that fall within the MHA of an installation are included in the analysis. In some locations, school district composition may have changed slightly due to the use of updated District IDs obtained from the Department of Education
- Graduation rates reflect a 4-year graduation, which was determined to be the expectation of Airmen, Guardians, and their families due to frequency of relocation
- The licensure assessment uses a checklist of licensure rules that states should have, and that they should avoid. For example, having a compact or temporary licensing rule and NOT having supervisory requirements are checklist items that lead to green. The Department of the Air Force reviewed state policies and programs intended to eliminate barriers to license portability for military spouses that were in effect as of 31 Dec. 2021

For additional information on Education and Licensure assessment criteria, methodology and data sources, please see the Support of Military Families Background Information provided at [www.af.mil](http://www.af.mil) under the Support to Families banner. All questions and feedback should be directed to [SAF.MRR.Workflow@us.af.mil](mailto:SAF.MRR.Workflow@us.af.mil).

# Stewart Air National Guard Base, New York

## School Districts Map




# Support of Military Families - 2021

## Stratton Air National Guard Base, New York

### Public Education\*

2019 2021



KEY: ■ < 33.3% ≤ ■ < 66.6% ≤ ■ (Percentile):

### Academic Performance Criteria

2019 2021



Graduation Rate



Student Learning Rate



### School Climate Criteria



Chronic Absenteeism Rate



Suspension Rate



### Service Offering Criteria



Pre-Kindergarten Availability



Student to Counselor Ratio



Student to Mental Health Support Ratio



Student to Nurse Ratio



Student to Teacher Ratio

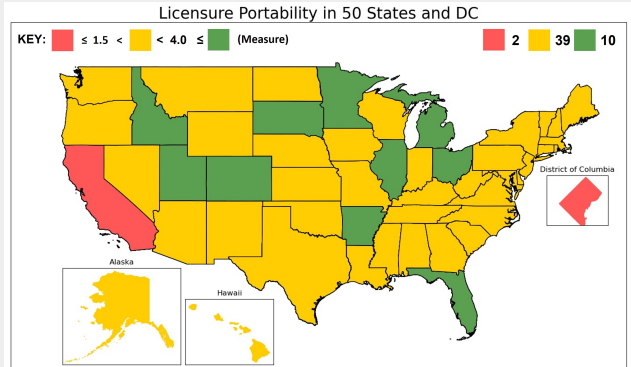


Data Source	Most Recent Survey Time Period Utilized	Date Last Updated
Department of Education - Civil Rights Data Collection District and School Data	SY 2017-2018	October 2020
Department of Education - ED Facts Graduation Rates (District and School Level)	SY 2018-2019	November 2020
Department of Education - National center for Education Statistics Common Core of Data Public Elementary/ Secondary School Universe Survey Data	SY 2019-2020	March 2021
Department of Education - National Center of Education Statistics Common Core of Data (School Search)	SY 2018-19 School Details and Enrollment Characteristics SY 2019-20 School Directory Information	April 2020 July 2020
Center for Education Policy Analysis: Stanford Education Data Archive (SEDA)	SY 2008-2009 through SY 2017-2018	February 2021

\* Public Education is Compiled using 60% Academic Performance, 20% School Climate, and 20% Service Offering.

### Licensure Portability

2019 2021



Accounting



Cosmetology



EMS



Engineering



Law



Nursing



Physical Therapy



Psychology



Teaching



Other Professions



Data Source	Most Recent Survey Time Period Utilized	Date Last Updated
State Laws, State Executive Orders, State Bar and Supreme Court Rules (Licensure)	Through Dec. 2021	Dec. 31, 2021

### Areas Requiring Additional Support

#### Public Education

Graduation Rates



Chronic Absenteeism



PreK



#### Licensure Language

Substantial equivalency license  
Expedited license  
Temporary license

#### Profession

Accounting,  
Cosmetology,  
Engineering, Nursing,  
Physical Therapy,  
Psychology, Teaching



# Support of Military Families - 2021

## Stratton Air National Guard Base, New York

### Education and Licensure Assessment Narrative

#### Public Education:

(This assessment is a comparative analysis using colors to graphically display results for all criteria and categories. The colors are assigned using percentiles, divided into thirds, to provide information about a location's relative position compared to all other Department of the Air Force installations assessed)

- Stratton Air National Guard Base, New York received an overall yellow rating for public education as it fell within the middle 33 percent of all Air Force installations assessed
- The areas with the lowest relative ranking which require additional state/community support include Graduation Rates, Chronic Absenteeism Rate, and Pre-school Availability
- Change from 2019: Stratton Air National Guard Base, New York's overall education rating changed from green to yellow from 2019.

#### Licensure Portability:

- The State of New York received an overall yellow rating for licensure portability indicating the State statutes (primarily McKinney's Education Law § 6501) contain barriers to licensure and certification portability for military spouses. This assessment was awarded for accepting current certification from all states in the United States for the EMS profession. The State also provides permanent licensure with no supervisory requirements for the Law profession
- Barriers remain for Accounting, Cosmetology, Engineering, Nursing, Physical Therapy, Psychology and Teaching which include "substantially equivalent" requirements. This allows acceptance of another state's license if the requirements for obtaining the license are sufficiently similar to their own State's requirements and precludes acceptance if the requirements are not similar. Additionally, there are barriers for Other Occupations as current statute does not exclude any other occupations from licensure portability burdens
- If you have additional information or recently made changes to your State's licensure statutes, you can send the updated information to [SAF.MRR.Workflow@us.af.mil](mailto:SAF.MRR.Workflow@us.af.mil) for consideration and potential changes to the assessment
- Change from 2019: Despite new legislation improving the temporary licensing process for the Teaching profession there was no change from the 2019 assessment

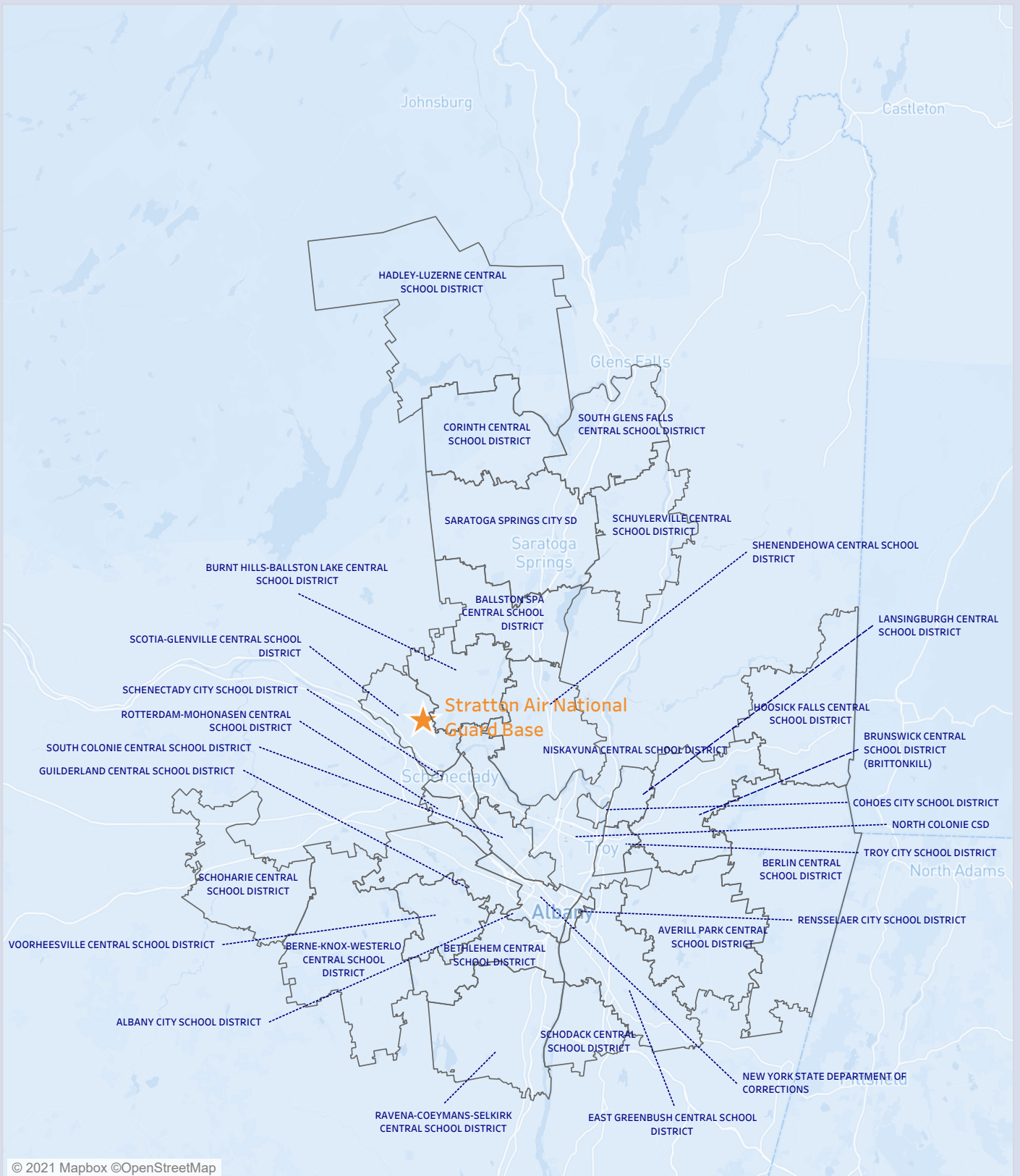
#### Additional Notes:

- The education assessment cross references zip codes within the Military Housing Area (MHA) with zip codes of schools in the surrounding districts. Those school districts with zip codes that fall within the MHA of an installation are included in the analysis. In some locations, school district composition may have changed slightly due to the use of updated District IDs obtained from the Department of Education
- Graduation rates reflect a 4-year graduation, which was determined to be the expectation of Airmen, Guardians, and their families due to frequency of relocation
- The licensure assessment uses a checklist of licensure rules that states should have, and that they should avoid. For example, having a compact or temporary licensing rule and NOT having supervisory requirements are checklist items that lead to green. The Department of the Air Force reviewed state policies and programs intended to eliminate barriers to license portability for military spouses that were in effect as of 31 Dec. 2021

For additional information on Education and Licensure assessment criteria, methodology and data sources, please see the Support of Military Families Background Information provided at [www.af.mil](http://www.af.mil) under the Support to Families banner. All questions and feedback should be directed to [SAF.MRR.Workflow@us.af.mil](mailto:SAF.MRR.Workflow@us.af.mil).

# Stratton Air National Guard Base, New York

## School Districts Map

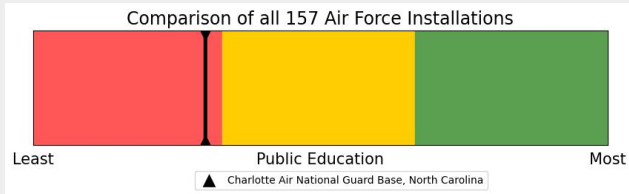


# Support of Military Families - 2021

## Charlotte Air National Guard Base, North Carolina

### Public Education\*

2019 2021



KEY: ■ < 33.3% ≤ ■ < 66.6% ≤ ■ (Percentile):

### Academic Performance Criteria

2019 2021



Graduation Rate ■ ■

Student Learning Rate ■ ■

### School Climate Criteria



Chronic Absenteeism Rate ■ ■

Suspension Rate ■ ■

### Service Offering Criteria



Pre-Kindergarten Availability ■ ■

Student to Counselor Ratio ■ ■

Student to Mental Health Support Ratio ■ ■

Student to Nurse Ratio ■ ■

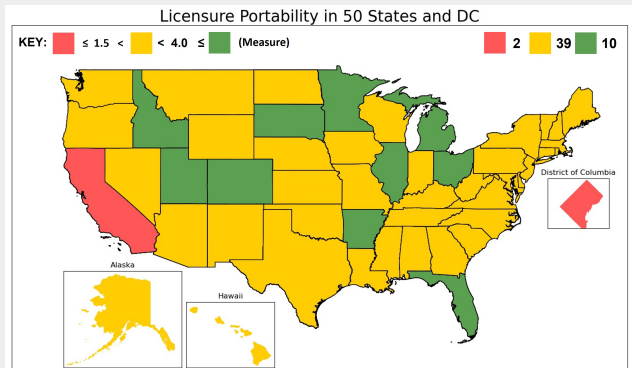
Student to Teacher Ratio ■ ■

Data Source	Most Recent Survey Time Period Utilized	Date Last Updated
Department of Education - Civil Rights Data Collection District and School Data	SY 2017-2018	October 2020
Department of Education - ED Facts Graduation Rates (District and School Level)	SY 2018-2019	November 2020
Department of Education - National center for Education Statistics Common Core of Data Public Elementary/ Secondary School Universe Survey Data	SY 2019-2020	March 2021
Department of Education - National Center of Education Statistics Common Core of Data (School Search)	SY 2018-19 School Details and Enrollment Characteristics SY 2019-20 School Directory Information	April 2020 July 2020
Center for Education Policy Analysis: Stanford Education Data Archive (SEDA)	SY 2008-2009 through SY 2017-2018	February 2021

\* Public Education is Compiled using 60% Academic Performance, 20% School Climate, and 20% Service Offering.

### Licensure Portability

2019 2021



Accounting ■ ■

Cosmetology ■ ■

EMS ■ ■

Engineering ■ ■

Law ■ ■

Nursing ■ ■

Physical Therapy ■ ■

Psychology ■ ■

Teaching ■ ■

Other Professions ■ ■

Data Source	Most Recent Survey Time Period Utilized	Date Last Updated
State Laws, State Executive Orders, State Bar and Supreme Court Rules (Licensure)	Through Dec. 2021	Dec. 31, 2021

### Areas Requiring Additional Support

#### Public Education

PreK ■

Suspension Rate ■

Growth Measure ■

#### Licensure Language

Substantial equivalency  
Licensure by endorsement  
Temporary license

#### Profession

Accounting,  
Cosmetology,  
Engineering,  
Psychology,  
Teaching



# Support of Military Families - 2021

## Charlotte Air National Guard Base, North Carolina

### Education and Licensure Assessment Narrative

#### Public Education:

(This assessment is a comparative analysis using colors to graphically display results for all criteria and categories. The colors are assigned using percentiles, divided into thirds, to provide information about a location's relative position compared to all other Department of the Air Force installations assessed)

- Charlotte Air National Guard Base, North Carolina received an overall red rating for public education as it fell within the bottom 33 percent of all Air Force installations assessed
- The areas with the lowest relative ranking which require additional state/community support include Pre-school Availability, Suspension Rate, and Growth Measure
- Change from 2019: Charlotte Air National Guard Base, North Carolina's overall education rating changed from yellow to red from 2019.

#### Licensure Portability:

- The State of North Carolina received an overall yellow rating for licensure portability indicating the State statutes (primarily House Bill 1053) contain barriers to licensure and certification portability for military spouses. This assessment was awarded for joining interstate compacts for Nursing and Physical Therapy occupations and providing current certification as a National Registry EMT for the EMS profession, along with providing permanent licensure with no supervisory requirements for the Law profession
- Barriers remain for Accounting, Cosmetology, Engineering, Psychology and Teaching which include a "substantial equivalency" requirements. This assessment is driven by substantial equivalence requirements that allows acceptance of another state's license if the requirements for obtaining the license are sufficiently similar to their own State's requirements and precludes acceptance if the requirements are not similar. Plus, current statute does not exclude any other occupations from licensure portability burdens
- If you have additional information or recently made changes to your State's licensure statutes, you can send the updated information to [SAF.MRR.Workflow@us.af.mil](mailto:SAF.MRR.Workflow@us.af.mil) for consideration and potential changes to the assessment
- Change from 2019: State statute did improve some requirements and notifications but did not materially change licensure portability, therefore North Carolina's licensure rating did not change from the 2019 assessment

#### Additional Notes:

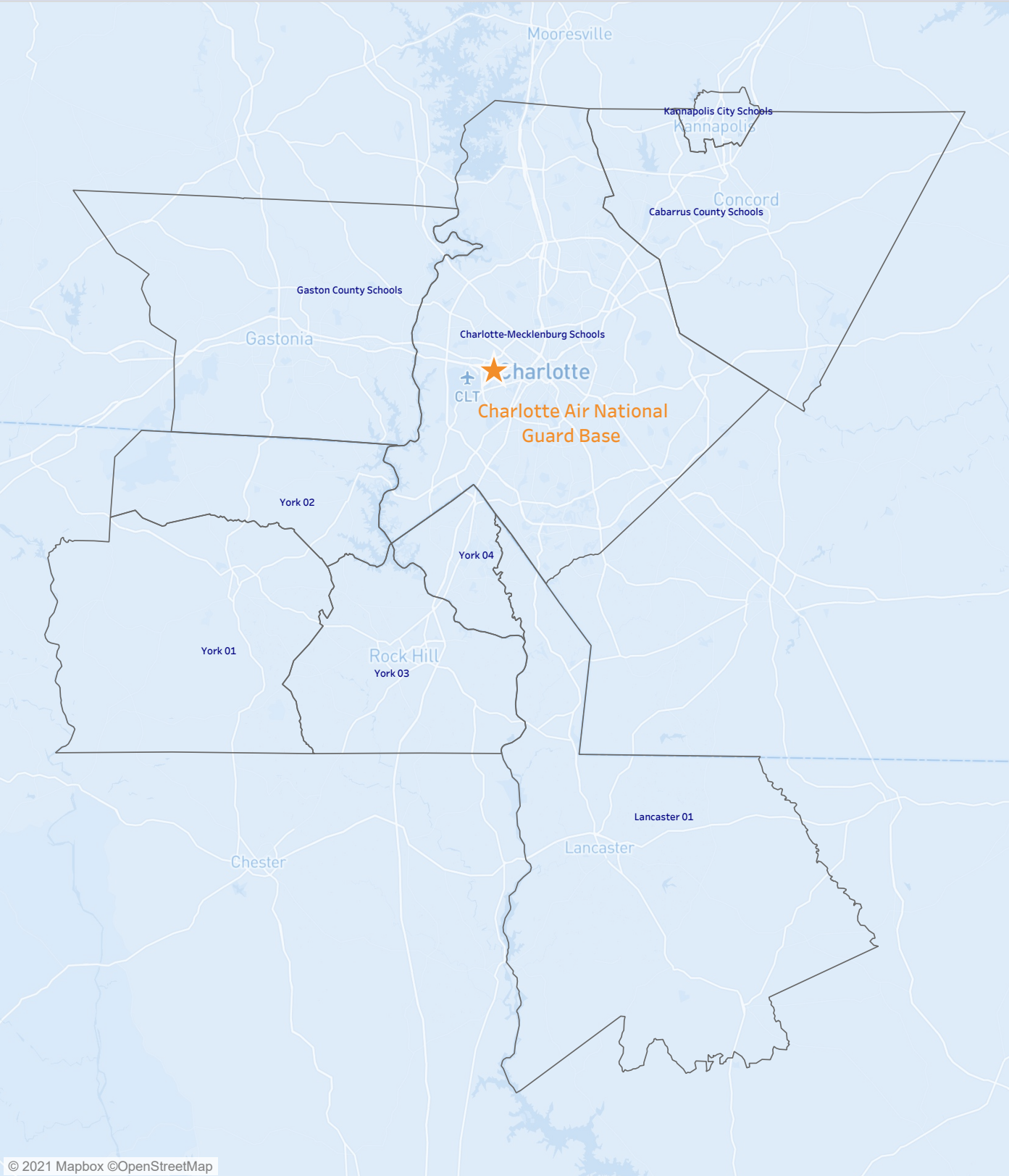
- The education assessment cross references zip codes within the Military Housing Area (MHA) with zip codes of schools in the surrounding districts. Those school districts with zip codes that fall within the MHA of an installation are included in the analysis. In some locations, school district composition may have changed slightly due to the use of updated District IDs obtained from the Department of Education
- Graduation rates reflect a 4-year graduation, which was determined to be the expectation of Airmen, Guardians, and their families due to frequency of relocation
- The licensure assessment uses a checklist of licensure rules that states should have, and that they should avoid. For example, having a compact or temporary licensing rule and NOT having supervisory requirements are checklist items that lead to green. The Department of the Air Force reviewed state policies and programs intended to eliminate barriers to license portability for military spouses that were in effect as of 31 Dec. 2021

For additional information on Education and Licensure assessment criteria, methodology and data sources, please see the Support of Military Families Background Information provided at [www.af.mil](http://www.af.mil) under the Support to Families banner. All questions and feedback should be directed to [SAF.MRR.Workflow@us.af.mil](mailto:SAF.MRR.Workflow@us.af.mil).



# Charlotte Air National Guard Base, North Carolina

## School Districts Map

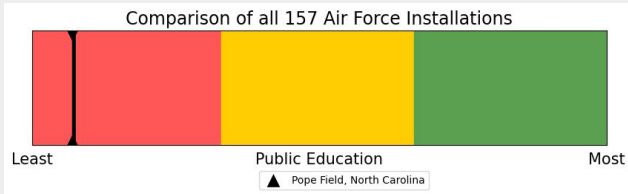


# Support of Military Families - 2021

## Pope Field, North Carolina

### Public Education\*

2019 2021



KEY: ■ < 33.3% ≤ ■ < 66.6% ≤ ■ (Percentile):

### Academic Performance Criteria

2019 2021



Graduation Rate ■ ■



Student Learning Rate ■ ■



### School Climate Criteria



Chronic Absenteeism Rate ■ ■



Suspension Rate ■ ■



### Service Offering Criteria



Pre-Kindergarten Availability ■ ■



Student to Counselor Ratio ■ ■



Student to Mental Health Support Ratio ■ ■



Student to Nurse Ratio ■ ■



Student to Teacher Ratio ■ ■



Data Source	Most Recent Survey Time Period Utilized	Date Last Updated
Department of Education - Civil Rights Data Collection District and School Data	SY 2017-2018	October 2020
Department of Education - EDFacts Graduation Rates (District and School Level)	SY 2018-2019	November 2020
Department of Education - National center for Education Statistics Common Core of Data Public Elementary/ Secondary School Universe Survey Data	SY 2019-2020	March 2021
Department of Education - National Center of Education Statistics Common Core of Data (School Search)	SY 2018-19 School Details and Enrollment Characteristics SY 2019-20 School Directory Information	April 2020 July 2020
Center for Education Policy Analysis: Stanford Education Data Archive (SEDA)	SY 2008-2009 through SY 2017-2018	February 2021

\* Public Education is Compiled using 60% Academic Performance, 20% School Climate, and 20% Service Offering.

### Licensure Portability

2019 2021



Accounting ■ ■

2019 2021



Cosmetology ■ ■



EMS ■ ■



Engineering ■ ■



Law ■ ■



Nursing ■ ■



Physical Therapy ■ ■



Psychology ■ ■



Teaching ■ ■



Other Professions ■ ■



Data Source	Most Recent Survey Time Period Utilized	Date Last Updated
State Laws, State Executive Orders, State Bar and Supreme Court Rules (Licensure)	Through Dec. 2021	Dec. 31, 2021

### Areas Requiring Additional Support

#### Public Education

Growth Measure ■



Suspension Rate ■



Student to Nurse ■



#### Licensure Language

Substantial equivalency  
Licensure by endorsement  
Temporary license

#### Profession

Accounting,  
Cosmetology,  
Engineering,  
Psychology,  
Teaching



# Support of Military Families - 2021

## Pope Field, North Carolina

### Education and Licensure Assessment Narrative

#### Public Education:

(This assessment is a comparative analysis using colors to graphically display results for all criteria and categories. The colors are assigned using percentiles, divided into thirds, to provide information about a location's relative position compared to all other Department of the Air Force installations assessed)

- Pope Field, North Carolina received an overall red rating for public education as it fell within the bottom 33 percent of all Air Force installations assessed
- The areas with the lowest relative ranking which require additional state/community support include Growth Measure, Suspension Rate, and Student to Nurse Ratio
- Change from 2019: Pope Field, North Carolina's overall education rating did not shift from 2019.

#### Licensure Portability:

- The State of North Carolina received an overall yellow rating for licensure portability indicating the State statutes (primarily House Bill 1053) contain barriers to licensure and certification portability for military spouses. This assessment was awarded for joining interstate compacts for Nursing and Physical Therapy occupations and providing current certification as a National Registry EMT for the EMS profession, along with providing permanent licensure with no supervisory requirements for the Law profession
- Barriers remain for Accounting, Cosmetology, Engineering, Psychology and Teaching which include a "substantial equivalency" requirements. This assessment is driven by substantial equivalence requirements that allows acceptance of another state's license if the requirements for obtaining the license are sufficiently similar to their own State's requirements and precludes acceptance if the requirements are not similar. Plus, current statute does not exclude any other occupations from licensure portability burdens
- If you have additional information or recently made changes to your State's licensure statutes, you can send the updated information to [SAF.MRR.Workflow@us.af.mil](mailto:SAF.MRR.Workflow@us.af.mil) for consideration and potential changes to the assessment
- Change from 2019: State statute did improve some requirements and notifications but did not materially change licensure portability, therefore North Carolina's licensure rating did not change from the 2019 assessment

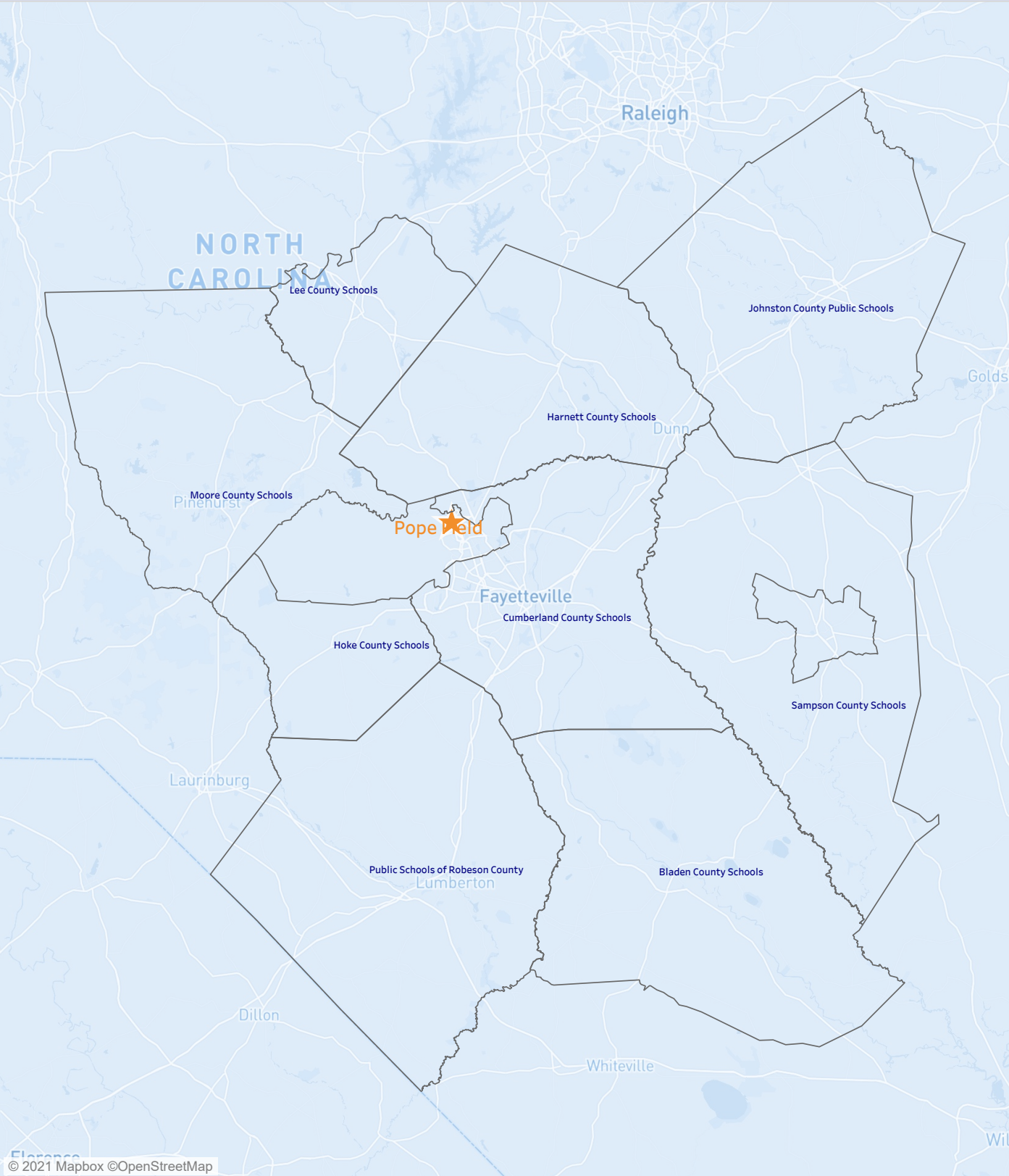
#### Additional Notes:

- The education assessment cross references zip codes within the Military Housing Area (MHA) with zip codes of schools in the surrounding districts. Those school districts with zip codes that fall within the MHA of an installation are included in the analysis. In some locations, school district composition may have changed slightly due to the use of updated District IDs obtained from the Department of Education
- Graduation rates reflect a 4-year graduation, which was determined to be the expectation of Airmen, Guardians, and their families due to frequency of relocation
- The licensure assessment uses a checklist of licensure rules that states should have, and that they should avoid. For example, having a compact or temporary licensing rule and NOT having supervisory requirements are checklist items that lead to green. The Department of the Air Force reviewed state policies and programs intended to eliminate barriers to license portability for military spouses that were in effect as of 31 Dec. 2021

For additional information on Education and Licensure assessment criteria, methodology and data sources, please see the Support of Military Families Background Information provided at [www.af.mil](http://www.af.mil) under the Support to Families banner. All questions and feedback should be directed to [SAF.MRR.Workflow@us.af.mil](mailto:SAF.MRR.Workflow@us.af.mil).

# Pope Field, North Carolina

## School Districts Map

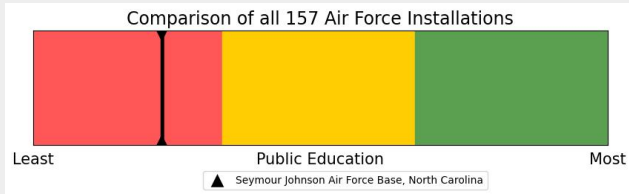


# Support of Military Families - 2021

## Seymour Johnson Air Force Base, North Carolina

### Public Education\*

2019 2021



KEY: ■ < 33.3% ≤ ■ < 66.6% ≤ ■ (Percentile):

### Academic Performance Criteria

2019 2021



Graduation Rate



Student Learning Rate



### School Climate Criteria



Chronic Absenteeism Rate



Suspension Rate



### Service Offering Criteria



Pre-Kindergarten Availability



Student to Counselor Ratio



Student to Mental Health Support Ratio



Student to Nurse Ratio



Student to Teacher Ratio



Data Source	Most Recent Survey Time Period Utilized	Date Last Updated
Department of Education - Civil Rights Data Collection District and School Data	SY 2017-2018	October 2020
Department of Education - ED Facts Graduation Rates (District and School Level)	SY 2018-2019	November 2020
Department of Education - National center for Education Statistics Common Core of Data Public Elementary/ Secondary School Universe Survey Data	SY 2019-2020	March 2021
Department of Education - National Center of Education Statistics Common Core of Data (School Search)	SY 2018-19 School Details and Enrollment Characteristics SY 2019-20 School Directory Information	April 2020 July 2020
Center for Education Policy Analysis: Stanford Education Data Archive (SEDA)	SY 2008-2009 through SY 2017-2018	February 2021

\* Public Education is Compiled using 60% Academic Performance, 20% School Climate, and 20% Service Offering.

### Licensure Portability

2019 2021



Accounting



Cosmetology



EMS



Engineering



Law



Nursing



Physical Therapy



Psychology



Teaching



Other Professions



Data Source	Most Recent Survey Time Period Utilized	Date Last Updated
State Laws, State Executive Orders, State Bar and Supreme Court Rules (Licensure)	Through Dec. 2021	Dec. 31, 2021

### Areas Requiring Additional Support

#### Public Education

Growth Measure



Suspension Rate



Student to Nurse



#### Licensure Language

Substantial equivalency  
Licensure by endorsement  
Temporary license

#### Profession

Accounting,  
Cosmetology,  
Engineering,  
Psychology,  
Teaching



# Support of Military Families - 2021

## Seymour Johnson Air Force Base, North Carolina

### Education and Licensure Assessment Narrative

#### Public Education:

(This assessment is a comparative analysis using colors to graphically display results for all criteria and categories. The colors are assigned using percentiles, divided into thirds, to provide information about a location's relative position compared to all other Department of the Air Force installations assessed)

- Seymour Johnson Air Force Base, North Carolina received an overall red rating for public education as it fell within the bottom 33 percent of all Air Force installations assessed
- The areas with the lowest relative ranking which require additional state/community support include Growth Measure, Suspension Rate, and Student to Nurse Ratio
- Change from 2019: Seymour Johnson Air Force Base, North Carolina's overall education rating did not shift from 2019.

#### Licensure Portability:

- The State of North Carolina received an overall yellow rating for licensure portability indicating the State statutes (primarily House Bill 1053) contain barriers to licensure and certification portability for military spouses. This assessment was awarded for joining interstate compacts for Nursing and Physical Therapy occupations and providing current certification as a National Registry EMT for the EMS profession, along with providing permanent licensure with no supervisory requirements for the Law profession
- Barriers remain for Accounting, Cosmetology, Engineering, Psychology and Teaching which include a "substantial equivalency" requirements. This assessment is driven by substantial equivalence requirements that allows acceptance of another state's license if the requirements for obtaining the license are sufficiently similar to their own State's requirements and precludes acceptance if the requirements are not similar. Plus, current statute does not exclude any other occupations from licensure portability burdens
- If you have additional information or recently made changes to your State's licensure statutes, you can send the updated information to [SAF.MRR.Workflow@us.af.mil](mailto:SAF.MRR.Workflow@us.af.mil) for consideration and potential changes to the assessment
- Change from 2019: State statute did improve some requirements and notifications but did not materially change licensure portability, therefore North Carolina's licensure rating did not change from the 2019 assessment

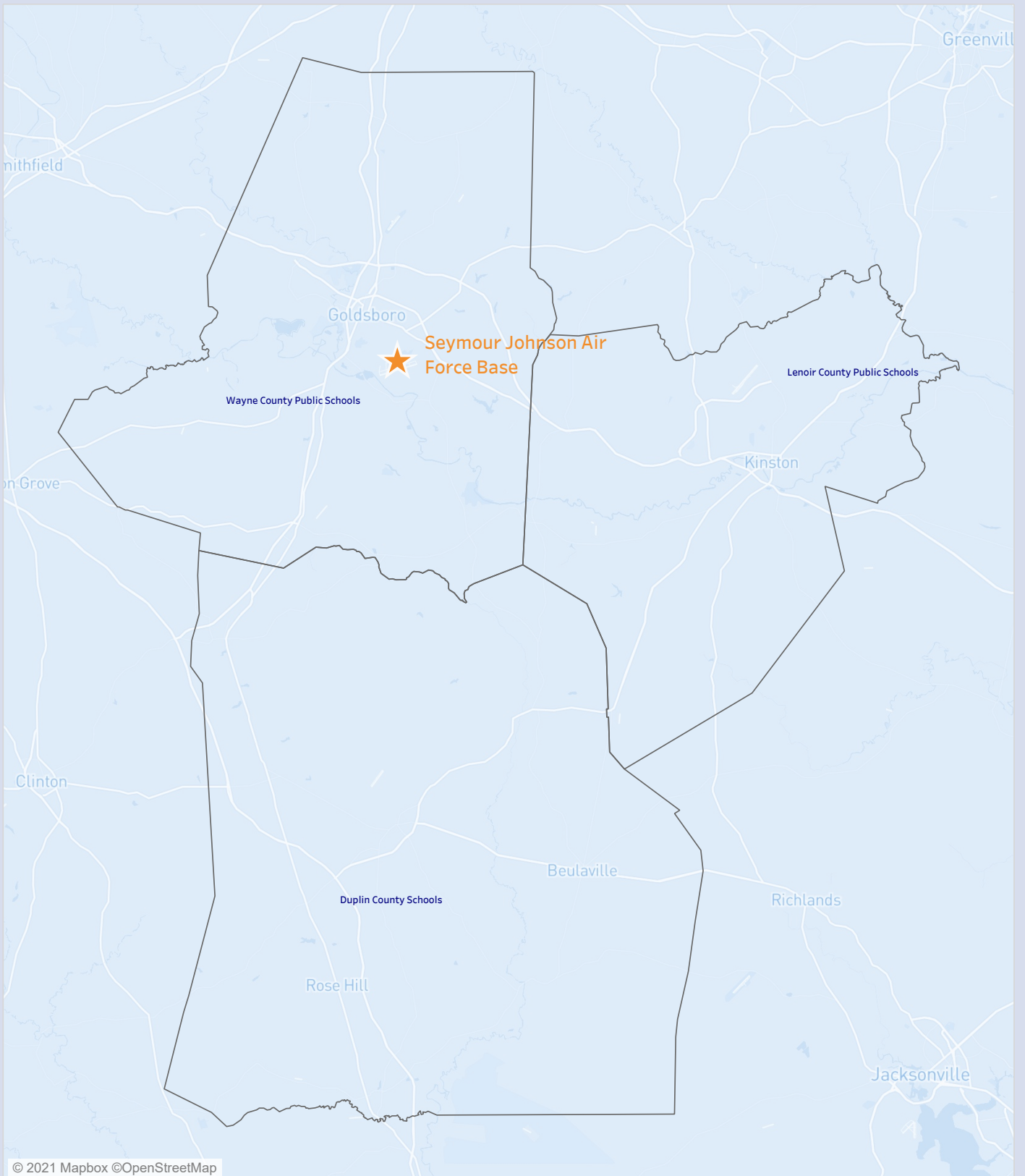
#### Additional Notes:

- The education assessment cross references zip codes within the Military Housing Area (MHA) with zip codes of schools in the surrounding districts. Those school districts with zip codes that fall within the MHA of an installation are included in the analysis. In some locations, school district composition may have changed slightly due to the use of updated District IDs obtained from the Department of Education
- Graduation rates reflect a 4-year graduation, which was determined to be the expectation of Airmen, Guardians, and their families due to frequency of relocation
- The licensure assessment uses a checklist of licensure rules that states should have, and that they should avoid. For example, having a compact or temporary licensing rule and NOT having supervisory requirements are checklist items that lead to green. The Department of the Air Force reviewed state policies and programs intended to eliminate barriers to license portability for military spouses that were in effect as of 31 Dec. 2021

For additional information on Education and Licensure assessment criteria, methodology and data sources, please see the Support of Military Families Background Information provided at [www.af.mil](http://www.af.mil) under the Support to Families banner. All questions and feedback should be directed to [SAF.MRR.Workflow@us.af.mil](mailto:SAF.MRR.Workflow@us.af.mil).

# Seymour Johnson Air Force Base, North Carolina

## School Districts Map




# Support of Military Families - 2021

## Cavalier Space Force Station, North Dakota

### Public Education\*

2019 2021



KEY: ■ < 33.3% ≤ ■ < 66.6% ≤ ■ (Percentile):

### Academic Performance Criteria

2019 2021



Graduation Rate



Student Learning Rate



### School Climate Criteria



Chronic Absenteeism Rate



Suspension Rate



### Service Offering Criteria



Pre-Kindergarten Availability



Student to Counselor Ratio



Student to Mental Health Support Ratio



Student to Nurse Ratio



Student to Teacher Ratio

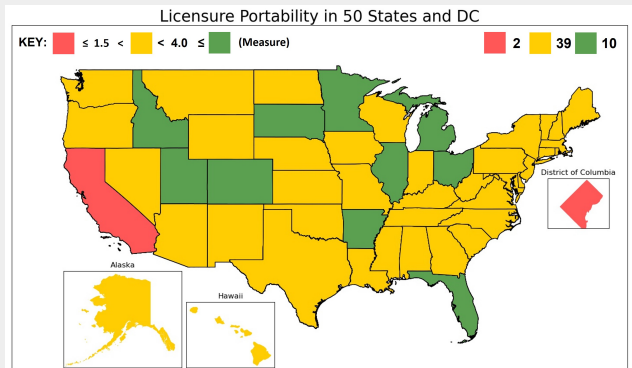


Data Source	Most Recent Survey Time Period Utilized	Date Last Updated
Department of Education - Civil Rights Data Collection District and School Data	SY 2017-2018	October 2020
Department of Education - ED Facts Graduation Rates (District and School Level)	SY 2018-2019	November 2020
Department of Education - National center for Education Statistics Common Core of Data Public Elementary/ Secondary School Universe Survey Data	SY 2019-2020	March 2021
Department of Education - National Center of Education Statistics Common Core of Data (School Search)	SY 2018-19 School Details and Enrollment Characteristics SY 2019-20 School Directory Information	April 2020 July 2020
Center for Education Policy Analysis: Stanford Education Data Archive (SEDA)	SY 2008-2009 through SY 2017-2018	February 2021

\* Public Education is Compiled using 60% Academic Performance, 20% School Climate, and 20% Service Offering.

### Licensure Portability

2019 2021



Accounting

2019 2021



Cosmetology



EMS



Engineering



Law



Nursing



Physical Therapy



Psychology



Teaching



Other Professions



Data Source	Most Recent Survey Time Period Utilized	Date Last Updated
State Laws, State Executive Orders, State Bar and Supreme Court Rules (Licensure)	Through Dec. 2021	Dec. 31, 2021

### Areas Requiring Additional Support

#### Public Education

Student to Nurse



PreK



Graduation Rates



#### Licensure Language

Issue license Temporary license Caveat of active practice 2/4 years before application

#### Profession

Cosmetology, Psychology, Teaching





# Support of Military Families - 2021

## Cavalier Space Force Station, North Dakota

### Education and Licensure Assessment Narrative

#### Public Education:

(This assessment is a comparative analysis using colors to graphically display results for all criteria and categories. The colors are assigned using percentiles, divided into thirds, to provide information about a location's relative position compared to all other Department of the Air Force installations assessed)

- Cavalier Space Force Station, North Dakota received an overall green rating for public education as it fell within the top 33 percent of all Air Force installations assessed
- The areas with the lowest relative ranking which require additional state/community support include Student to Nurse Ratio, Pre-school Availability, and Graduation Rates
- Change from 2019: Cavalier Space Force Station, North Dakota's overall education rating did not shift from 2019.

#### Licensure Portability:

- The State of North Dakota received an overall yellow rating for licensure portability indicating the State statutes (primarily NDCC, 43-51-01 and Senate Bill NO. 2175) still contain some barriers to licensure and certification portability for military spouses. Barriers remain for Accounting, Cosmetology, Engineering, Psychology, and Teaching given applicants are required to demonstrate competency in their occupations through methods or standards determined by the respective board. Additionally, there are barriers for Other Occupations as the statute does not exclude any other occupations from licensure portability burdens
- North Dakota did make significant progress in joining interstate compacts for Nursing and Physical Therapy occupations and providing current certification as a National Registry EMT for the EMS profession. Additionally, teachers can begin working immediately under transition to work, and the State provides licensure until military status change with no supervisory requirements for the Law profession. SB 2175 also removed the requirement of an applicant needing "experience in the occupation for at least two of the four years preceding the date of application".
- If you have additional information or recently made changes to your State's licensure statutes, you can send the updated information to [SAF.MRR.Workflow@us.af.mil](mailto:SAF.MRR.Workflow@us.af.mil) for consideration and potential changes to the assessment
- Change from 2019: While passing SB 2175 and demonstrating progress by removing the requirement for two to four years of experience, North Dakota's overall assessment of yellow did not change since the amendment to the State's statute still provides excessive discretion in allowing boards to determine the criteria for an applicant's competency

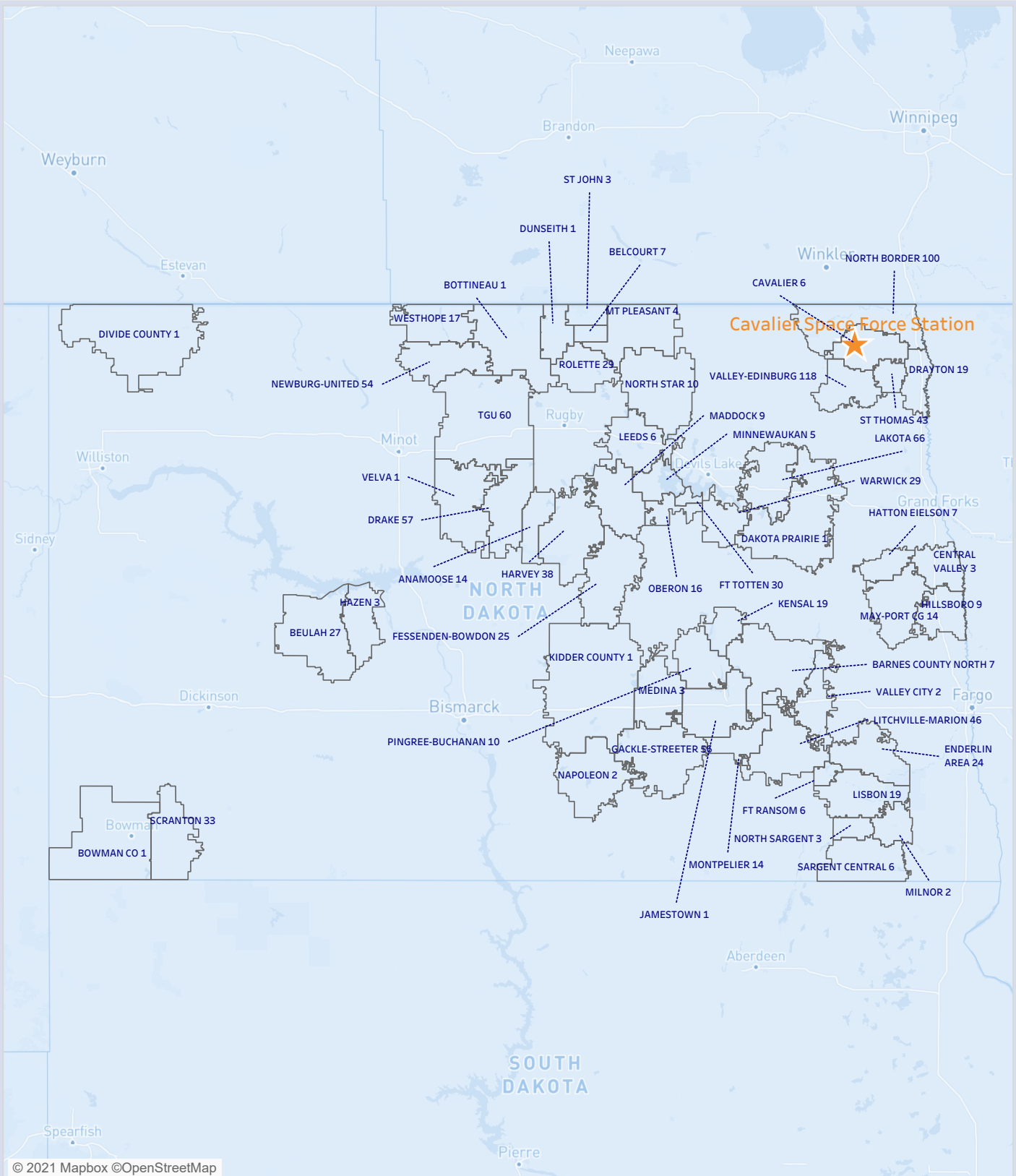
#### Additional Notes:

- The education assessment cross references zip codes within the Military Housing Area (MHA) with zip codes of schools in the surrounding districts. Those school districts with zip codes that fall within the MHA of an installation are included in the analysis. In some locations, school district composition may have changed slightly due to the use of updated District IDs obtained from the Department of Education
- Graduation rates reflect a 4-year graduation, which was determined to be the expectation of Airmen, Guardians, and their families due to frequency of relocation
- The licensure assessment uses a checklist of licensure rules that states should have, and that they should avoid. For example, having a compact or temporary licensing rule and NOT having supervisory requirements are checklist items that lead to green. The Department of the Air Force reviewed state policies and programs intended to eliminate barriers to license portability for military spouses that were in effect as of 31 Dec. 2021

For additional information on Education and Licensure assessment criteria, methodology and data sources, please see the Support of Military Families Background Information provided at [www.af.mil](http://www.af.mil) under the Support to Families banner. All questions and feedback should be directed to [SAF.MRR.Workflow@us.af.mil](mailto:SAF.MRR.Workflow@us.af.mil).

# Cavalier Space Force Station, North Dakota

## School Districts Map




# Support of Military Families - 2021

## Grand Forks Air Force Base, North Dakota

### Public Education\*

2019 2021



KEY: ■ < 33.3% ≤ ■ < 66.6% ≤ ■ (Percentile):

### Academic Performance Criteria

2019 2021



Graduation Rate



Student Learning Rate



### School Climate Criteria



Chronic Absenteeism Rate



Suspension Rate



### Service Offering Criteria



Pre-Kindergarten Availability



Student to Counselor Ratio



Student to Mental Health Support Ratio



Student to Nurse Ratio



Student to Teacher Ratio



Data Source	Most Recent Survey Time Period Utilized	Date Last Updated
Department of Education - Civil Rights Data Collection District and School Data	SY 2017-2018	October 2020
Department of Education - ED Facts Graduation Rates (District and School Level)	SY 2018-2019	November 2020
Department of Education - National center for Education Statistics Common Core of Data Public Elementary/ Secondary School Universe Survey Data	SY 2019-2020	March 2021
Department of Education - National Center of Education Statistics Common Core of Data (School Search)	SY 2018-19 School Details and Enrollment Characteristics	April 2020
	SY 2019-20 School Directory Information	July 2020
Center for Education Policy Analysis: Stanford Education Data Archive (SEDA)	SY 2008-2009 through SY 2017-2018	February 2021

\* Public Education is Compiled using 60% Academic Performance, 20% School Climate, and 20% Service Offering.

### Licensure Portability

2019 2021



Accounting

2019 2021



Cosmetology



EMS



Engineering



Law



Nursing



Physical Therapy



Psychology



Teaching



Other Professions



Data Source	Most Recent Survey Time Period Utilized	Date Last Updated
State Laws, State Executive Orders, State Bar and Supreme Court Rules (Licensure)	Through Dec. 2021	Dec. 31, 2021

### Areas Requiring Additional Support

#### Public Education

PreK



Growth Measure



Student to Nurse



#### Licensure Language

Issue license Temporary license Caveat of active practice 2/4 years before application

#### Profession

Cosmetology, Psychology, Teaching



# Support of Military Families - 2021

## Grand Forks Air Force Base, North Dakota

### Education and Licensure Assessment Narrative

#### Public Education:

(This assessment is a comparative analysis using colors to graphically display results for all criteria and categories. The colors are assigned using percentiles, divided into thirds, to provide information about a location's relative position compared to all other Department of the Air Force installations assessed)

- Grand Forks Air Force Base, North Dakota received an overall green rating for public education as it fell within the top 33 percent of all Air Force installations assessed

- The areas with the lowest relative ranking which require additional state/community support include Pre-school Availability, Growth Measure, and Student to Nurse Ratio

- Change from 2019: Grand Forks Air Force Base, North Dakota's overall education rating did not shift from 2019.

#### Licensure Portability:

- The State of North Dakota received an overall yellow rating for licensure portability indicating the State statutes (primarily NDCC, 43-51-01 and Senate Bill NO. 2175) still contain some barriers to licensure and certification portability for military spouses. Barriers remain for Accounting, Cosmetology, Engineering, Psychology, and Teaching given applicants are required to demonstrate competency in their occupations through methods or standards determined by the respective board. Additionally, there are barriers for Other Occupations as the statute does not exclude any other occupations from licensure portability burdens

- North Dakota did make significant progress in joining interstate compacts for Nursing and Physical Therapy occupations and providing current certification as a National Registry EMT for the EMS profession. Additionally, teachers can begin working immediately under transition to work, and the State provides licensure until military status change with no supervisory requirements for the Law profession. SB 2175 also removed the requirement of an applicant needing "experience in the occupation for at least two of the four years preceding the date of application".

- If you have additional information or recently made changes to your State's licensure statutes, you can send the updated information to [SAF.MRR.Workflow@us.af.mil](mailto:SAF.MRR.Workflow@us.af.mil) for consideration and potential changes to the assessment

- Change from 2019: While passing SB 2175 and demonstrating progress by removing the requirement for two to four years of experience, North Dakota's overall assessment of yellow did not change since the amendment to the State's statute still provides excessive discretion in allowing boards to determine the criteria for an applicant's competency

#### Additional Notes:

- The education assessment cross references zip codes within the Military Housing Area (MHA) with zip codes of schools in the surrounding districts. Those school districts with zip codes that fall within the MHA of an installation are included in the analysis. In some locations, school district composition may have changed slightly due to the use of updated District IDs obtained from the Department of Education

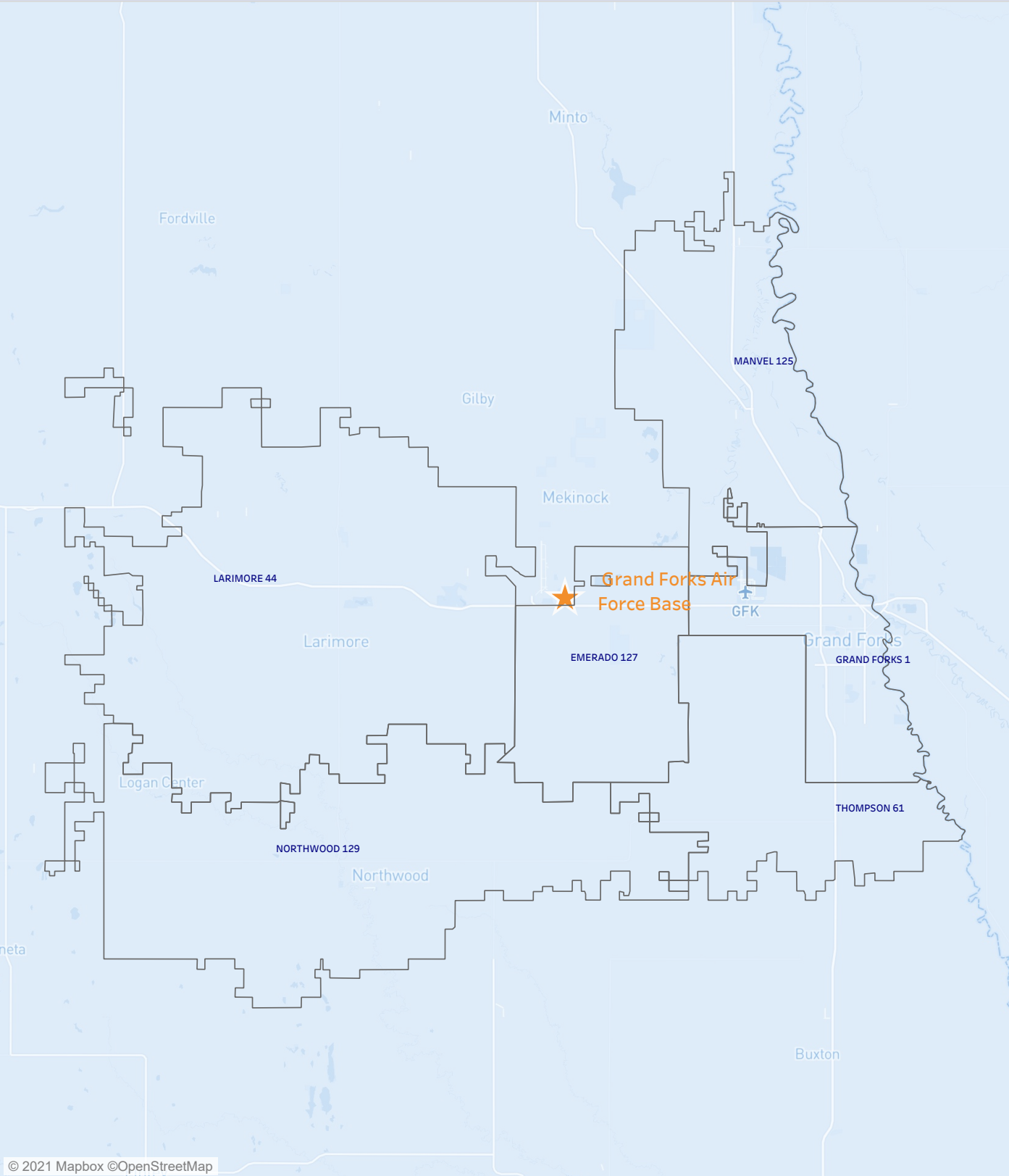
- Graduation rates reflect a 4-year graduation, which was determined to be the expectation of Airmen, Guardians, and their families due to frequency of relocation

- The licensure assessment uses a checklist of licensure rules that states should have, and that they should avoid. For example, having a compact or temporary licensing rule and NOT having supervisory requirements are checklist items that lead to green. The Department of the Air Force reviewed state policies and programs intended to eliminate barriers to license portability for military spouses that were in effect as of 31 Dec. 2021

For additional information on Education and Licensure assessment criteria, methodology and data sources, please see the Support of Military Families Background Information provided at [www.af.mil](http://www.af.mil) under the Support to Families banner. All questions and feedback should be directed to [SAF.MRR.Workflow@us.af.mil](mailto:SAF.MRR.Workflow@us.af.mil).

# Grand Forks Air Force Base, North Dakota

## School Districts Map




# Support of Military Families - 2021

## Hector Field, North Dakota

### Public Education\*

2019 2021



KEY: ■ < 33.3% ■ < 66.6% ■ (Percentile):

### Academic Performance Criteria

2019 2021



Graduation Rate



Student Learning Rate



### School Climate Criteria



Chronic Absenteeism Rate



Suspension Rate



### Service Offering Criteria



Pre-Kindergarten Availability



Student to Counselor Ratio



Student to Mental Health Support Ratio



Student to Nurse Ratio



Student to Teacher Ratio



Data Source	Most Recent Survey Time Period Utilized	Date Last Updated
Department of Education - Civil Rights Data Collection District and School Data	SY 2017-2018	October 2020
Department of Education - ED Facts Graduation Rates (District and School Level)	SY 2018-2019	November 2020
Department of Education - National center for Education Statistics Common Core of Data Public Elementary/ Secondary School Universe Survey Data	SY 2019-2020	March 2021
Department of Education - National Center of Education Statistics Common Core of Data (School Search)	SY 2018-19 School Details and Enrollment Characteristics SY 2019-20 School Directory Information	April 2020 July 2020
Center for Education Policy Analysis: Stanford Education Data Archive (SEDA)	SY 2008-2009 through SY 2017-2018	February 2021

\* Public Education is Compiled using 60% Academic Performance, 20% School Climate, and 20% Service Offering.

### Licensure Portability

2019 2021



Accounting



Cosmetology



EMS



Engineering



Law



Nursing



Physical Therapy



Psychology



Teaching



Other Professions



Data Source	Most Recent Survey Time Period Utilized	Date Last Updated
State Laws, State Executive Orders, State Bar and Supreme Court Rules (Licensure)	Through Dec. 2021	Dec. 31, 2021

### Areas Requiring Additional Support

#### Public Education

PreK



Student to Nurse



Graduation Rates



#### Licensure Language

Issue license Temporary license Caveat of active practice 2/4 years before application

#### Profession

Cosmetology, Psychology, Teaching



# Support of Military Families - 2021

## Hector Field, North Dakota

### Education and Licensure Assessment Narrative

#### Public Education:

(This assessment is a comparative analysis using colors to graphically display results for all criteria and categories. The colors are assigned using percentiles, divided into thirds, to provide information about a location's relative position compared to all other Department of the Air Force installations assessed)

- Hector Field, North Dakota received an overall green rating for public education as it fell within the top 33 percent of all Air Force installations assessed
- The areas with the lowest relative ranking which require additional state/community support include Pre-school Availability, Student to Nurse Ratio, and Graduation Rates
- Change from 2019: Hector Field, North Dakota's overall education rating did not shift from 2019.

#### Licensure Portability:

- The State of North Dakota received an overall yellow rating for licensure portability indicating the State statutes (primarily NDCC, 43-51-01 and Senate Bill NO. 2175) still contain some barriers to licensure and certification portability for military spouses. Barriers remain for Accounting, Cosmetology, Engineering, Psychology, and Teaching given applicants are required to demonstrate competency in their occupations through methods or standards determined by the respective board. Additionally, there are barriers for Other Occupations as the statute does not exclude any other occupations from licensure portability burdens
- North Dakota did make significant progress in joining interstate compacts for Nursing and Physical Therapy occupations and providing current certification as a National Registry EMT for the EMS profession. Additionally, teachers can begin working immediately under transition to work, and the State provides licensure until military status change with no supervisory requirements for the Law profession. SB 2175 also removed the requirement of an applicant needing "experience in the occupation for at least two of the four years preceding the date of application".
- If you have additional information or recently made changes to your State's licensure statutes, you can send the updated information to [SAF.MRR.Workflow@us.af.mil](mailto:SAF.MRR.Workflow@us.af.mil) for consideration and potential changes to the assessment
- Change from 2019: While passing SB 2175 and demonstrating progress by removing the requirement for two to four years of experience, North Dakota's overall assessment of yellow did not change since the amendment to the State's statute still provides excessive discretion in allowing boards to determine the criteria for an applicant's competency

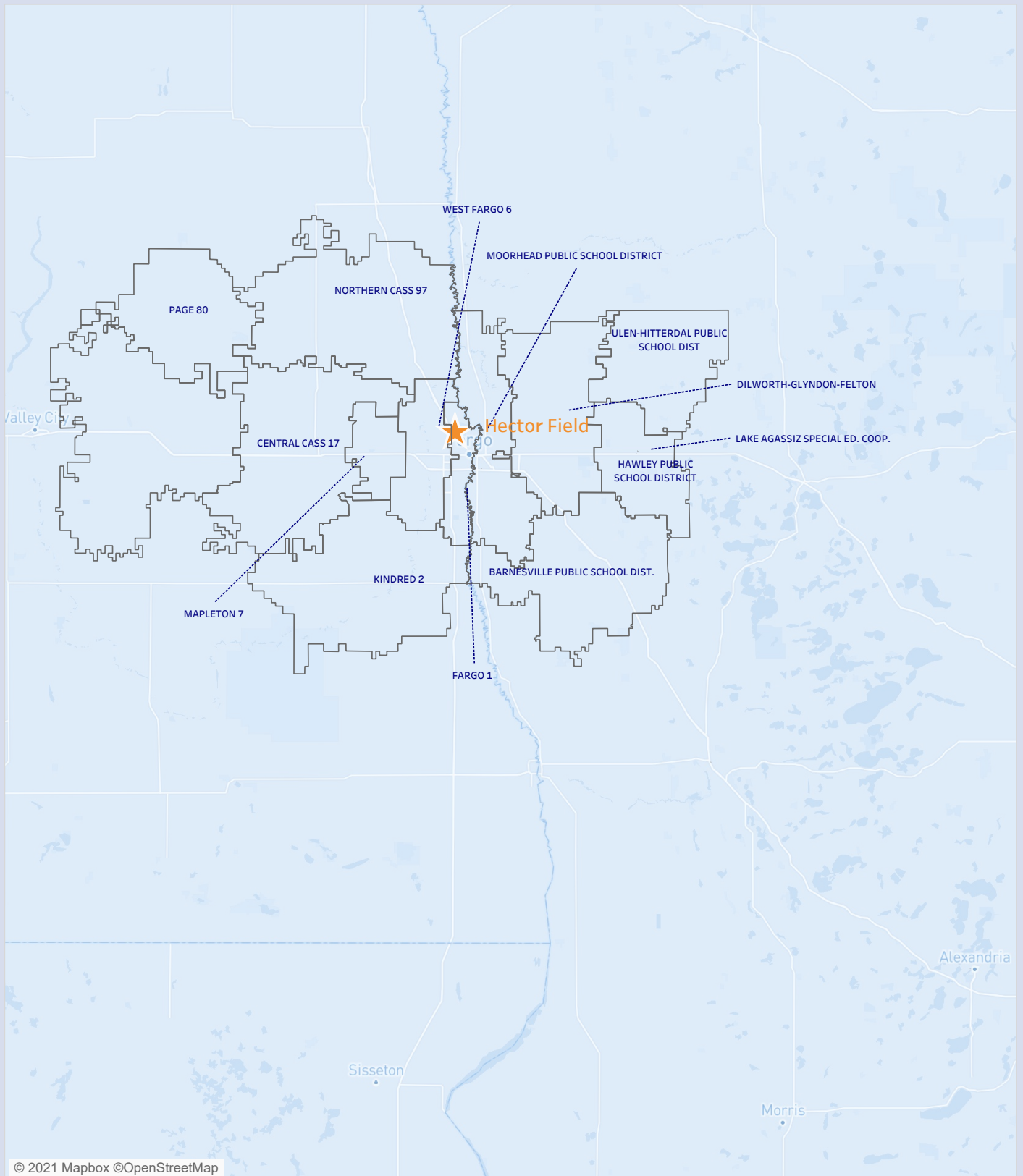
#### Additional Notes:

- The education assessment cross references zip codes within the Military Housing Area (MHA) with zip codes of schools in the surrounding districts. Those school districts with zip codes that fall within the MHA of an installation are included in the analysis. In some locations, school district composition may have changed slightly due to the use of updated District IDs obtained from the Department of Education
- Graduation rates reflect a 4-year graduation, which was determined to be the expectation of Airmen, Guardians, and their families due to frequency of relocation
- The licensure assessment uses a checklist of licensure rules that states should have, and that they should avoid. For example, having a compact or temporary licensing rule and NOT having supervisory requirements are checklist items that lead to green. The Department of the Air Force reviewed state policies and programs intended to eliminate barriers to license portability for military spouses that were in effect as of 31 Dec. 2021

For additional information on Education and Licensure assessment criteria, methodology and data sources, please see the Support of Military Families Background Information provided at [www.af.mil](http://www.af.mil) under the Support to Families banner. All questions and feedback should be directed to [SAF.MRR.Workflow@us.af.mil](mailto:SAF.MRR.Workflow@us.af.mil).

# Hector Field, North Dakota

## School Districts Map



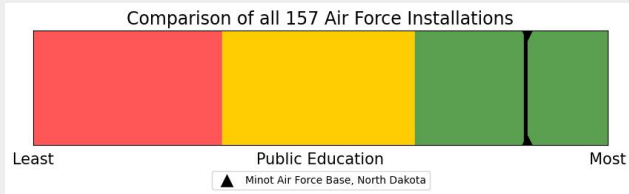


# Support of Military Families - 2021

## Minot Air Force Base, North Dakota

### Public Education\*

2019 2021



KEY: ■ < 33.3% ≤ ■ < 66.6% ≤ ■ (Percentile):

### Academic Performance Criteria

2019 2021



Graduation Rate



Student Learning Rate



### School Climate Criteria



Chronic Absenteeism Rate



Suspension Rate



### Service Offering Criteria



Pre-Kindergarten Availability



Student to Counselor Ratio



Student to Mental Health Support Ratio



Student to Nurse Ratio



Student to Teacher Ratio



Data Source	Most Recent Survey Time Period Utilized	Date Last Updated
Department of Education - Civil Rights Data Collection District and School Data	SY 2017-2018	October 2020
Department of Education - ED Facts Graduation Rates (District and School Level)	SY 2018-2019	November 2020
Department of Education - National center for Education Statistics Common Core of Data Public Elementary/ Secondary School Universe Survey Data	SY 2019-2020	March 2021
Department of Education - National Center of Education Statistics Common Core of Data (School Search)	SY 2018-19 School Details and Enrollment Characteristics	April 2020
	SY 2019-20 School Directory Information	July 2020
Center for Education Policy Analysis: Stanford Education Data Archive (SEDA)	SY 2008-2009 through SY 2017-2018	February 2021

\* Public Education is Compiled using 60% Academic Performance, 20% School Climate, and 20% Service Offering.

### Licensure Portability

2019 2021



Accounting



Cosmetology



EMS



Engineering



Law



Nursing



Physical Therapy



Psychology



Teaching



Other Professions



Data Source	Most Recent Survey Time Period Utilized	Date Last Updated
State Laws, State Executive Orders, State Bar and Supreme Court Rules (Licensure)	Through Dec. 2021	Dec. 31, 2021

### Areas Requiring Additional Support

#### Public Education

PreK



Student to Nurse



Mental Health Support



#### Licensure Language

Issue license Temporary license Caveat of active practice 2/4 years before application

#### Profession

Cosmetology, Psychology, Teaching



# Support of Military Families - 2021

## Minot Air Force Base, North Dakota

### Education and Licensure Assessment Narrative

#### Public Education:

(This assessment is a comparative analysis using colors to graphically display results for all criteria and categories. The colors are assigned using percentiles, divided into thirds, to provide information about a location's relative position compared to all other Department of the Air Force installations assessed)

- Minot Air Force Base, North Dakota received an overall green rating for public education as it fell within the top 33 percent of all Air Force installations assessed
- The areas with the lowest relative ranking which require additional state/community support include Pre-school Availability, Student to Nurse Ratio, and Student to Mental Health Professional Ratio
- Change from 2019: Minot Air Force Base, North Dakota's overall education rating did not shift from 2019.

#### Licensure Portability:

- The State of North Dakota received an overall yellow rating for licensure portability indicating the State statutes (primarily NDCC, 43-51-01 and Senate Bill NO. 2175) still contain some barriers to licensure and certification portability for military spouses. Barriers remain for Accounting, Cosmetology, Engineering, Psychology, and Teaching given applicants are required to demonstrate competency in their occupations through methods or standards determined by the respective board. Additionally, there are barriers for Other Occupations as the statute does not exclude any other occupations from licensure portability burdens
- North Dakota did make significant progress in joining interstate compacts for Nursing and Physical Therapy occupations and providing current certification as a National Registry EMT for the EMS profession. Additionally, teachers can begin working immediately under transition to work, and the State provides licensure until military status change with no supervisory requirements for the Law profession. SB 2175 also removed the requirement of an applicant needing "experience in the occupation for at least two of the four years preceding the date of application".
- If you have additional information or recently made changes to your State's licensure statutes, you can send the updated information to [SAF.MRR.Workflow@us.af.mil](mailto:SAF.MRR.Workflow@us.af.mil) for consideration and potential changes to the assessment
- Change from 2019: While passing SB 2175 and demonstrating progress by removing the requirement for two to four years of experience, North Dakota's overall assessment of yellow did not change since the amendment to the State's statute still provides excessive discretion in allowing boards to determine the criteria for an applicant's competency

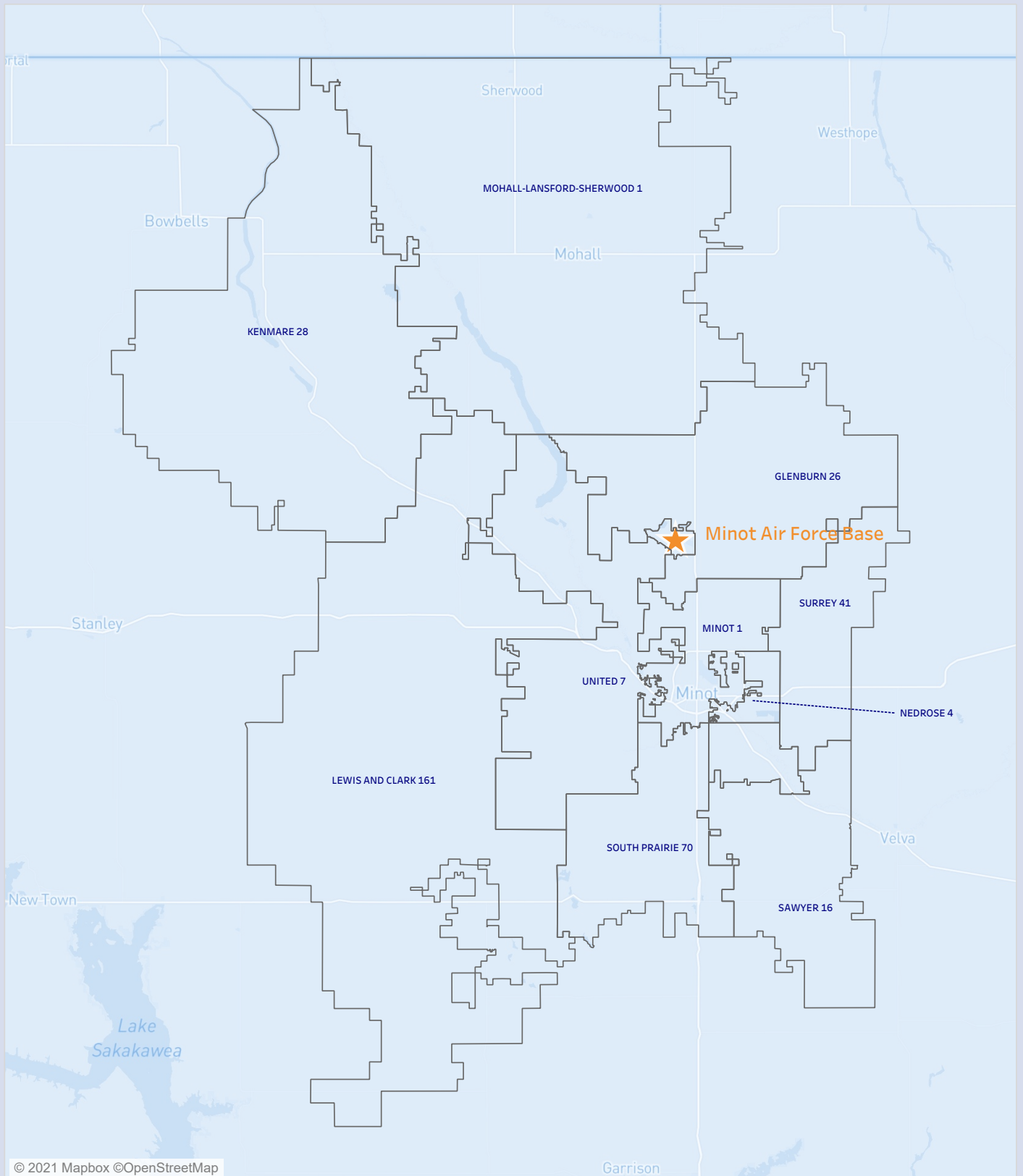
#### Additional Notes:

- The education assessment cross references zip codes within the Military Housing Area (MHA) with zip codes of schools in the surrounding districts. Those school districts with zip codes that fall within the MHA of an installation are included in the analysis. In some locations, school district composition may have changed slightly due to the use of updated District IDs obtained from the Department of Education
- Graduation rates reflect a 4-year graduation, which was determined to be the expectation of Airmen, Guardians, and their families due to frequency of relocation
- The licensure assessment uses a checklist of licensure rules that states should have, and that they should avoid. For example, having a compact or temporary licensing rule and NOT having supervisory requirements are checklist items that lead to green. The Department of the Air Force reviewed state policies and programs intended to eliminate barriers to license portability for military spouses that were in effect as of 31 Dec. 2021

For additional information on Education and Licensure assessment criteria, methodology and data sources, please see the Support of Military Families Background Information provided at [www.af.mil](http://www.af.mil) under the Support to Families banner. All questions and feedback should be directed to [SAF.MRR.Workflow@us.af.mil](mailto:SAF.MRR.Workflow@us.af.mil).

# Minot Air Force Base, North Dakota

## School Districts Map

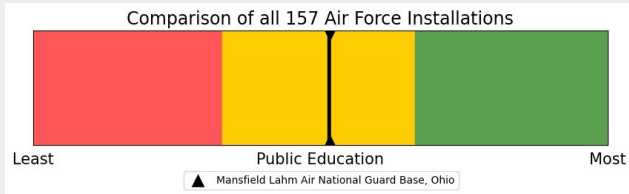


# Support of Military Families - 2021

## Mansfield Lahm Air National Guard Base, Ohio

### Public Education\*

2019 2021



KEY: ■ < 33.3% ≤ ■ < 66.6% ≤ ■ (Percentile):

### Academic Performance Criteria

2019 2021



Graduation Rate



Student Learning Rate



### School Climate Criteria



Chronic Absenteeism Rate



Suspension Rate



### Service Offering Criteria



Pre-Kindergarten Availability



Student to Counselor Ratio



Student to Mental Health Support Ratio



Student to Nurse Ratio



Student to Teacher Ratio



Data Source	Most Recent Survey Time Period Utilized	Date Last Updated
Department of Education - Civil Rights Data Collection District and School Data	SY 2017-2018	October 2020
Department of Education - EDFacts Graduation Rates (District and School Level)	SY 2018-2019	November 2020
Department of Education - National center for Education Statistics Common Core of Data Public Elementary/ Secondary School Universe Survey Data	SY 2019-2020	March 2021
Department of Education - National Center of Education Statistics Common Core of Data (School Search)	SY 2018-19 School Details and Enrollment Characteristics SY 2019-20 School Directory Information	April 2020 July 2020
Center for Education Policy Analysis: Stanford Education Data Archive (SEDA)	SY 2008-2009 through SY 2017-2018	February 2021

\* Public Education is Compiled using 60% Academic Performance, 20% School Climate, and 20% Service Offering.

### Licensure Portability

2019 2021



Accounting



Cosmetology



EMS



Engineering



Law



Nursing



Physical Therapy



Psychology



Teaching



Other Professions



Data Source	Most Recent Survey Time Period Utilized	Date Last Updated
State Laws, State Executive Orders, State Bar and Supreme Court Rules (Licensure)	Through Dec. 2021	Dec. 31, 2021

### Areas Requiring Additional Support

#### Public Education

PreK



Student to Counselor



Graduation Rates



# Support of Military Families - 2021

## Mansfield Lahm Air National Guard Base, Ohio

### Education and Licensure Assessment Narrative

#### Public Education:

(This assessment is a comparative analysis using colors to graphically display results for all criteria and categories. The colors are assigned using percentiles, divided into thirds, to provide information about a location's relative position compared to all other Department of the Air Force installations assessed)

- Mansfield Lahm Air National Guard Base, Ohio received an overall yellow rating for public education as it fell within the middle 33 percent of all Air Force installations assessed
- The areas with the lowest relative ranking which require additional state/community support include Pre-school Availability, Student to Counselor Ratio, and Graduation Rates
- Change from 2019: Mansfield Lahm Air National Guard Base, Ohio's overall education rating did not shift from 2019.

#### Licensure Portability:

- The State of Ohio received an overall green rating for licensure portability indicating the State statutes (primarily SB 7) are effective in removing barriers to licensure and certification portability. Military spouses can easily transfer professional licenses and certificates from other states and sustain their careers. Licensing entities in Ohio are required to grant licensure, temporary or regular, to military spouses holding an occupational license in good standing with a similar scope of practice. Also, providing permanent licensure with no supervisory requirements for the Law profession removed barriers for military spouses as did not excluding any other occupations from licensure portability. All occupations in Ohio were assessed green
- If you have additional information or recently made changes to your State's licensure statutes, you can send the updated information to [SAF.MRR.Workflow@us.af.mil](mailto:SAF.MRR.Workflow@us.af.mil) for consideration and potential changes to the assessment
- Change from 2019: Ohio improved to a green assessment by joining multiple compacts (specifically the Physical Therapy Licensure Compact) and by updating the temporary licensing process (S.B. 7) to require ("shall") licensing authorities to issue and expedite military spouse licenses as opposed to permitting the agency's discretion ("may")

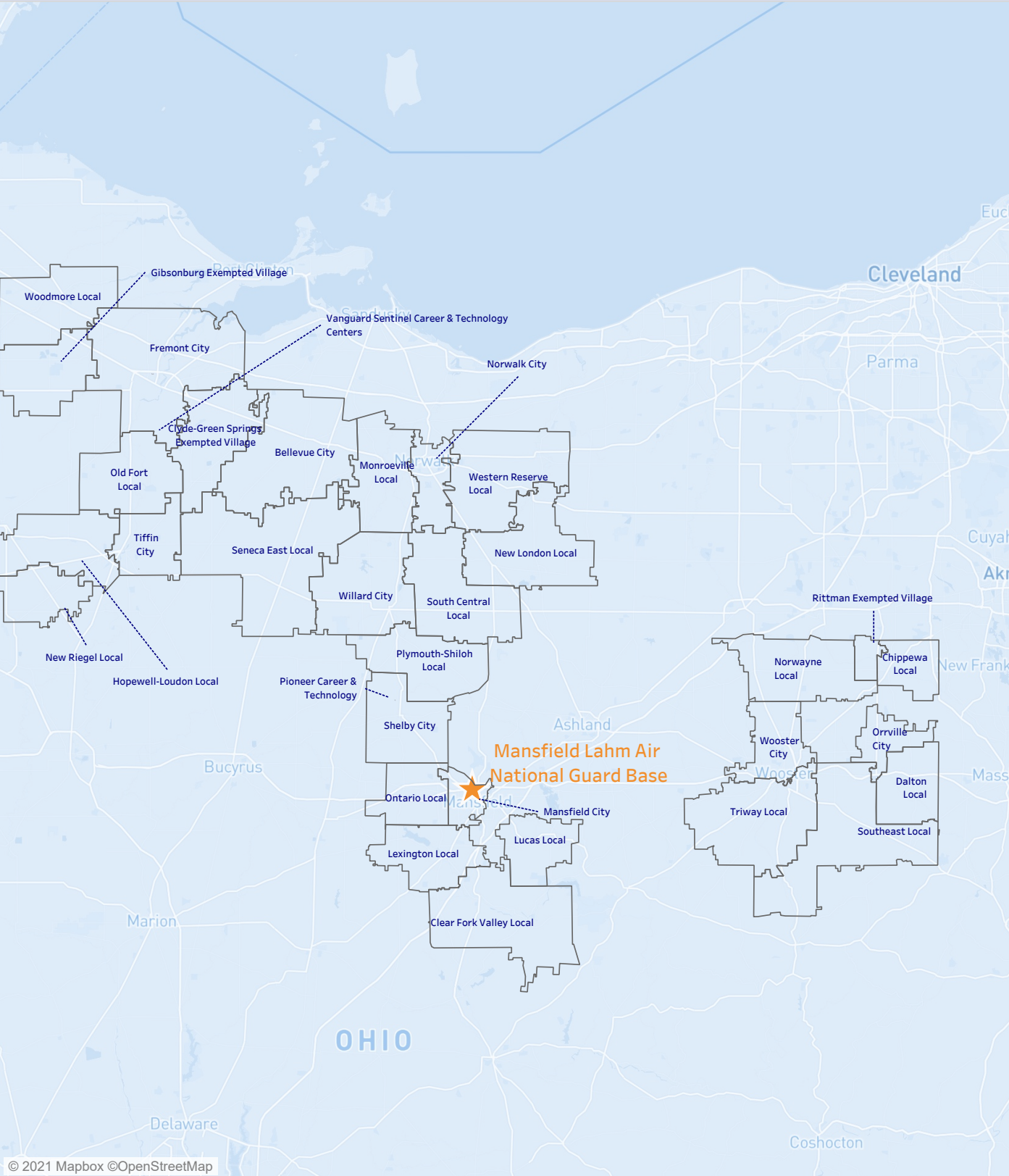
#### Additional Notes:

- The education assessment cross references zip codes within the Military Housing Area (MHA) with zip codes of schools in the surrounding districts. Those school districts with zip codes that fall within the MHA of an installation are included in the analysis. In some locations, school district composition may have changed slightly due to the use of updated District IDs obtained from the Department of Education
- Graduation rates reflect a 4-year graduation, which was determined to be the expectation of Airmen, Guardians, and their families due to frequency of relocation
- The licensure assessment uses a checklist of licensure rules that states should have, and that they should avoid. For example, having a compact or temporary licensing rule and NOT having supervisory requirements are checklist items that lead to green. The Department of the Air Force reviewed state policies and programs intended to eliminate barriers to license portability for military spouses that were in effect as of 31 Dec. 2021

For additional information on Education and Licensure assessment criteria, methodology and data sources, please see the Support of Military Families Background Information provided at [www.af.mil](http://www.af.mil) under the Support to Families banner. All questions and feedback should be directed to [SAF.MRR.Workflow@us.af.mil](mailto:SAF.MRR.Workflow@us.af.mil).

# Mansfield Lahm Air National Guard Base, Ohio

## School Districts Map

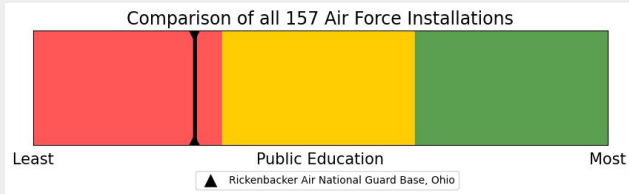


# Support of Military Families - 2021

## Rickenbacker Air National Guard Base, Ohio

### Public Education\*

2019 2021



KEY: ■ < 33.3% ≤ ■ < 66.6% ≤ ■ (Percentile):

### Academic Performance Criteria

2019 2021



Graduation Rate



Student Learning Rate



### School Climate Criteria



Chronic Absenteeism Rate



Suspension Rate



### Service Offering Criteria



Pre-Kindergarten Availability



Student to Counselor Ratio



Student to Mental Health Support Ratio



Student to Nurse Ratio



Student to Teacher Ratio

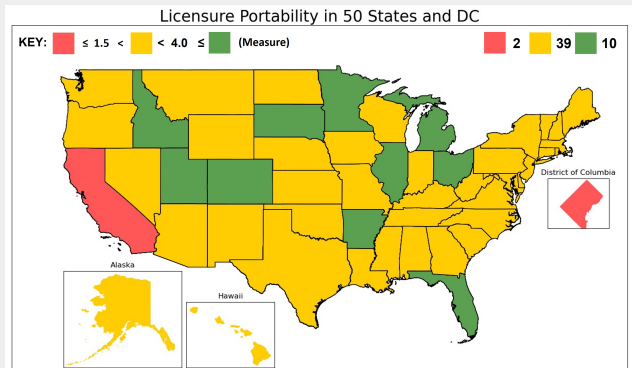


Data Source	Most Recent Survey Time Period Utilized	Date Last Updated
Department of Education - Civil Rights Data Collection District and School Data	SY 2017-2018	October 2020
Department of Education - EDFacts Graduation Rates (District and School Level)	SY 2018-2019	November 2020
Department of Education - National center for Education Statistics Common Core of Data Public Elementary/ Secondary School Universe Survey Data	SY 2019-2020	March 2021
Department of Education - National Center of Education Statistics Common Core of Data (School Search)	SY 2018-19 School Details and Enrollment Characteristics	April 2020
	SY 2019-20 School Directory Information	July 2020
Center for Education Policy Analysis: Stanford Education Data Archive (SEDA)	SY 2008-2009 through SY 2017-2018	February 2021

\* Public Education is Compiled using 60% Academic Performance, 20% School Climate, and 20% Service Offering.

### Licensure Portability

2019 2021



Accounting



Cosmetology



EMS



Engineering



Law



Nursing



Physical Therapy



Psychology



Teaching



Other Professions



Data Source	Most Recent Survey Time Period Utilized	Date Last Updated
State Laws, State Executive Orders, State Bar and Supreme Court Rules (Licensure)	Through Dec. 2021	Dec. 31, 2021

### Areas Requiring Additional Support

#### Public Education

Student to Counselor



Student to Teacher



PreK



# Support of Military Families - 2021

## Rickenbacker Air National Guard Base, Ohio

### Education and Licensure Assessment Narrative

#### Public Education:

(This assessment is a comparative analysis using colors to graphically display results for all criteria and categories. The colors are assigned using percentiles, divided into thirds, to provide information about a location's relative position compared to all other Department of the Air Force installations assessed)

- Rickenbacker Air National Guard Base, Ohio received an overall red rating for public education as it fell within the bottom 33 percent of all Air Force installations assessed

- The areas with the lowest relative ranking which require additional state/community support include Student to Counselor Ratio, Student to Teacher Ratio, and Pre-school Availability

- Change from 2019: Rickenbacker Air National Guard Base, Ohio's overall education rating changed from yellow to red from 2019.

#### Licensure Portability:

- The State of Ohio received an overall green rating for licensure portability indicating the State statutes (primarily SB 7) are effective in removing barriers to licensure and certification portability. Military spouses can easily transfer professional licenses and certificates from other states and sustain their careers. Licensing entities in Ohio are required to grant licensure, temporary or regular, to military spouses holding an occupational license in good standing with a similar scope of practice. Also, providing permanent licensure with no supervisory requirements for the Law profession removed barriers for military spouses as did not excluding any other occupations from licensure portability. All occupations in Ohio were assessed green

- If you have additional information or recently made changes to your State's licensure statutes, you can send the updated information to [SAF.MRR.Workflow@us.af.mil](mailto:SAF.MRR.Workflow@us.af.mil) for consideration and potential changes to the assessment

- Change from 2019: Ohio improved to a green assessment by joining multiple compacts (specifically the Physical Therapy Licensure Compact) and by updating the temporary licensing process (S.B. 7) to require ("shall") licensing authorities to issue and expedite military spouse licenses as opposed to permitting the agency's discretion ("may")

#### Additional Notes:

- The education assessment cross references zip codes within the Military Housing Area (MHA) with zip codes of schools in the surrounding districts. Those school districts with zip codes that fall within the MHA of an installation are included in the analysis. In some locations, school district composition may have changed slightly due to the use of updated District IDs obtained from the Department of Education

- Graduation rates reflect a 4-year graduation, which was determined to be the expectation of Airmen, Guardians, and their families due to frequency of relocation

- The licensure assessment uses a checklist of licensure rules that states should have, and that they should avoid. For example, having a compact or temporary licensing rule and NOT having supervisory requirements are checklist items that lead to green. The Department of the Air Force reviewed state policies and programs intended to eliminate barriers to license portability for military spouses that were in effect as of 31 Dec. 2021

For additional information on Education and Licensure assessment criteria, methodology and data sources, please see the Support of Military Families Background Information provided at [www.af.mil](http://www.af.mil) under the Support to Families banner. All questions and feedback should be directed to [SAF.MRR.Workflow@us.af.mil](mailto:SAF.MRR.Workflow@us.af.mil).



# Rickenbacker Air National Guard Base, Ohio

## School Districts Map




# Support of Military Families - 2021

## Springfield-Beckley Air National Guard Base, Ohio

### Public Education\*

2019 2021



KEY: ■ < 33.3% ≤ ■ < 66.6% ≤ ■ (Percentile):

### Academic Performance Criteria

2019 2021



Graduation Rate



Student Learning Rate



### School Climate Criteria



Chronic Absenteeism Rate



Suspension Rate



### Service Offering Criteria



Pre-Kindergarten Availability



Student to Counselor Ratio



Student to Mental Health Support Ratio



Student to Nurse Ratio



Student to Teacher Ratio



Data Source	Most Recent Survey Time Period Utilized	Date Last Updated
Department of Education - Civil Rights Data Collection District and School Data	SY 2017-2018	October 2020
Department of Education - EDFacts Graduation Rates (District and School Level)	SY 2018-2019	November 2020
Department of Education - National center for Education Statistics Common Core of Data Public Elementary/ Secondary School Universe Survey Data	SY 2019-2020	March 2021
Department of Education - National Center of Education Statistics Common Core of Data (School Search)	SY 2018-19 School Details and Enrollment Characteristics SY 2019-20 School Directory Information	April 2020 July 2020
Center for Education Policy Analysis: Stanford Education Data Archive (SEDA)	SY 2008-2009 through SY 2017-2018	February 2021

\* Public Education is Compiled using 60% Academic Performance, 20% School Climate, and 20% Service Offering.

### Licensure Portability

2019 2021



Accounting



Cosmetology



EMS



Engineering



Law



Nursing



Physical Therapy



Psychology



Teaching



Other Professions



Data Source	Most Recent Survey Time Period Utilized	Date Last Updated
State Laws, State Executive Orders, State Bar and Supreme Court Rules (Licensure)	Through Dec. 2021	Dec. 31, 2021

### Areas Requiring Additional Support

#### Public Education

Graduation Rates



Chronic Absenteeism



Student to Counselor



# Support of Military Families - 2021

## Springfield-Beckley Air National Guard Base, Ohio

### Education and Licensure Assessment Narrative

#### Public Education:

(This assessment is a comparative analysis using colors to graphically display results for all criteria and categories. The colors are assigned using percentiles, divided into thirds, to provide information about a location's relative position compared to all other Department of the Air Force installations assessed)

- Springfield-Beckley Air National Guard Base, Ohio received an overall red rating for public education as it fell within the bottom 33 percent of all Air Force installations assessed
- The areas with the lowest relative ranking which require additional state/community support include Graduation Rates, Chronic Absenteeism Rate, and Student to Counselor Ratio
- Change from 2019: Springfield-Beckley Air National Guard Base, Ohio's overall education rating changed from yellow to red from 2019.

#### Licensure Portability:

- The State of Ohio received an overall green rating for licensure portability indicating the State statutes (primarily SB 7) are effective in removing barriers to licensure and certification portability. Military spouses can easily transfer professional licenses and certificates from other states and sustain their careers. Licensing entities in Ohio are required to grant licensure, temporary or regular, to military spouses holding an occupational license in good standing with a similar scope of practice. Also, providing permanent licensure with no supervisory requirements for the Law profession removed barriers for military spouses as did not excluding any other occupations from licensure portability. All occupations in Ohio were assessed green
- If you have additional information or recently made changes to your State's licensure statutes, you can send the updated information to [SAF.MRR.Workflow@us.af.mil](mailto:SAF.MRR.Workflow@us.af.mil) for consideration and potential changes to the assessment
- Change from 2019: Ohio improved to a green assessment by joining multiple compacts (specifically the Physical Therapy Licensure Compact) and by updating the temporary licensing process (S.B. 7) to require ("shall") licensing authorities to issue and expedite military spouse licenses as opposed to permitting the agency's discretion ("may")

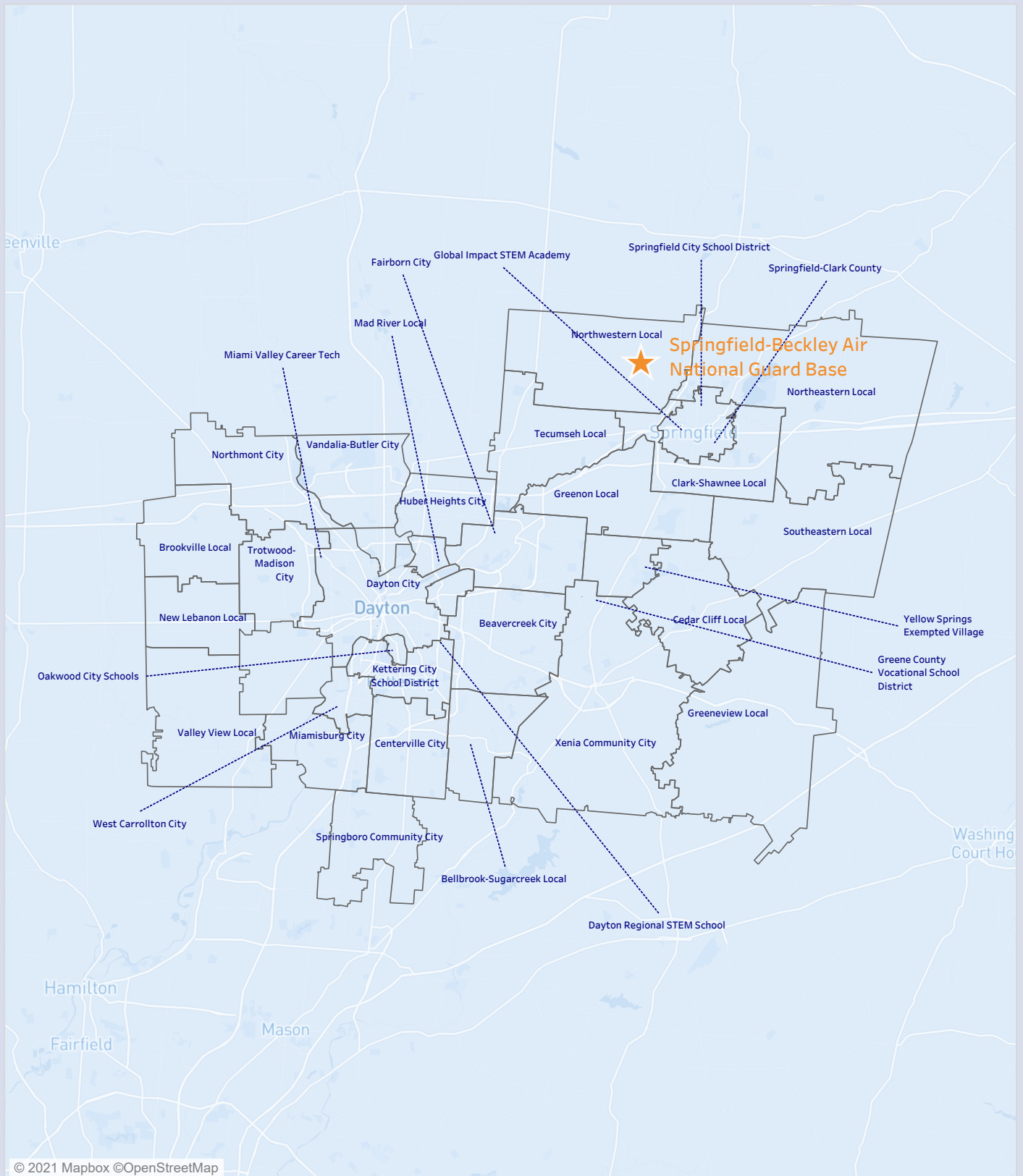
#### Additional Notes:

- The education assessment cross references zip codes within the Military Housing Area (MHA) with zip codes of schools in the surrounding districts. Those school districts with zip codes that fall within the MHA of an installation are included in the analysis. In some locations, school district composition may have changed slightly due to the use of updated District IDs obtained from the Department of Education
- Graduation rates reflect a 4-year graduation, which was determined to be the expectation of Airmen, Guardians, and their families due to frequency of relocation
- The licensure assessment uses a checklist of licensure rules that states should have, and that they should avoid. For example, having a compact or temporary licensing rule and NOT having supervisory requirements are checklist items that lead to green. The Department of the Air Force reviewed state policies and programs intended to eliminate barriers to license portability for military spouses that were in effect as of 31 Dec. 2021

For additional information on Education and Licensure assessment criteria, methodology and data sources, please see the Support of Military Families Background Information provided at [www.af.mil](http://www.af.mil) under the Support to Families banner. All questions and feedback should be directed to [SAF.MRR.Workflow@us.af.mil](mailto:SAF.MRR.Workflow@us.af.mil).

# Springfield-Beckley Air National Guard Base, Ohio

## School Districts Map

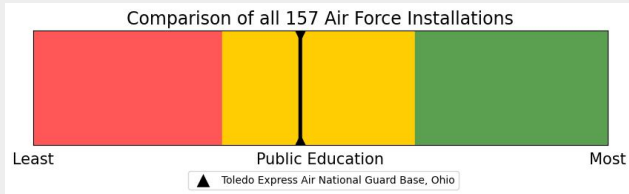


# Support of Military Families - 2021

## Toledo Express Air National Guard Base, Ohio

### Public Education\*

2019 2021



KEY: ■ < 33.3% ≤ ■ < 66.6% ≤ ■ (Percentile):

### Academic Performance Criteria

2019 2021



Graduation Rate



Student Learning Rate



### School Climate Criteria



Chronic Absenteeism Rate



Suspension Rate



### Service Offering Criteria



Pre-Kindergarten Availability



Student to Counselor Ratio



Student to Mental Health Support Ratio



Student to Nurse Ratio



Student to Teacher Ratio



Data Source	Most Recent Survey Time Period Utilized	Date Last Updated
Department of Education - Civil Rights Data Collection District and School Data	SY 2017-2018	October 2020
Department of Education - EDFacts Graduation Rates (District and School Level)	SY 2018-2019	November 2020
Department of Education - National center for Education Statistics Common Core of Data Public Elementary/ Secondary School Universe Survey Data	SY 2019-2020	March 2021
Department of Education - National Center of Education Statistics Common Core of Data (School Search)	SY 2018-19 School Details and Enrollment Characteristics SY 2019-20 School Directory Information	April 2020 July 2020
Center for Education Policy Analysis: Stanford Education Data Archive (SEDA)	SY 2008-2009 through SY 2017-2018	February 2021

\* Public Education is Compiled using 60% Academic Performance, 20% School Climate, and 20% Service Offering.

### Licensure Portability

2019 2021



Accounting



Cosmetology



EMS



Engineering



Law



Nursing



Physical Therapy



Psychology



Teaching



Other Professions



Data Source	Most Recent Survey Time Period Utilized	Date Last Updated
State Laws, State Executive Orders, State Bar and Supreme Court Rules (Licensure)	Through Dec. 2021	Dec. 31, 2021

### Areas Requiring Additional Support

#### Public Education

Student to Teacher



PreK



Student to Counselor



# Support of Military Families - 2021

## Toledo Express Air National Guard Base, Ohio

### Education and Licensure Assessment Narrative

#### Public Education:

(This assessment is a comparative analysis using colors to graphically display results for all criteria and categories. The colors are assigned using percentiles, divided into thirds, to provide information about a location's relative position compared to all other Department of the Air Force installations assessed)

- Toledo Express Air National Guard Base, Ohio received an overall yellow rating for public education as it fell within the middle 33 percent of all Air Force installations assessed
- The areas with the lowest relative ranking which require additional state/community support include Student to Teacher Ratio, Pre-school Availability, and Student to Counselor Ratio
- Change from 2019: Toledo Express Air National Guard Base, Ohio's overall education rating did not shift from 2019.

#### Licensure Portability:

- The State of Ohio received an overall green rating for licensure portability indicating the State statutes (primarily SB 7) are effective in removing barriers to licensure and certification portability. Military spouses can easily transfer professional licenses and certificates from other states and sustain their careers. Licensing entities in Ohio are required to grant licensure, temporary or regular, to military spouses holding an occupational license in good standing with a similar scope of practice. Also, providing permanent licensure with no supervisory requirements for the Law profession removed barriers for military spouses as did not excluding any other occupations from licensure portability. All occupations in Ohio were assessed green
- If you have additional information or recently made changes to your State's licensure statutes, you can send the updated information to [SAF.MRR.Workflow@us.af.mil](mailto:SAF.MRR.Workflow@us.af.mil) for consideration and potential changes to the assessment
- Change from 2019: Ohio improved to a green assessment by joining multiple compacts (specifically the Physical Therapy Licensure Compact) and by updating the temporary licensing process (S.B. 7) to require ("shall") licensing authorities to issue and expedite military spouse licenses as opposed to permitting the agency's discretion ("may")

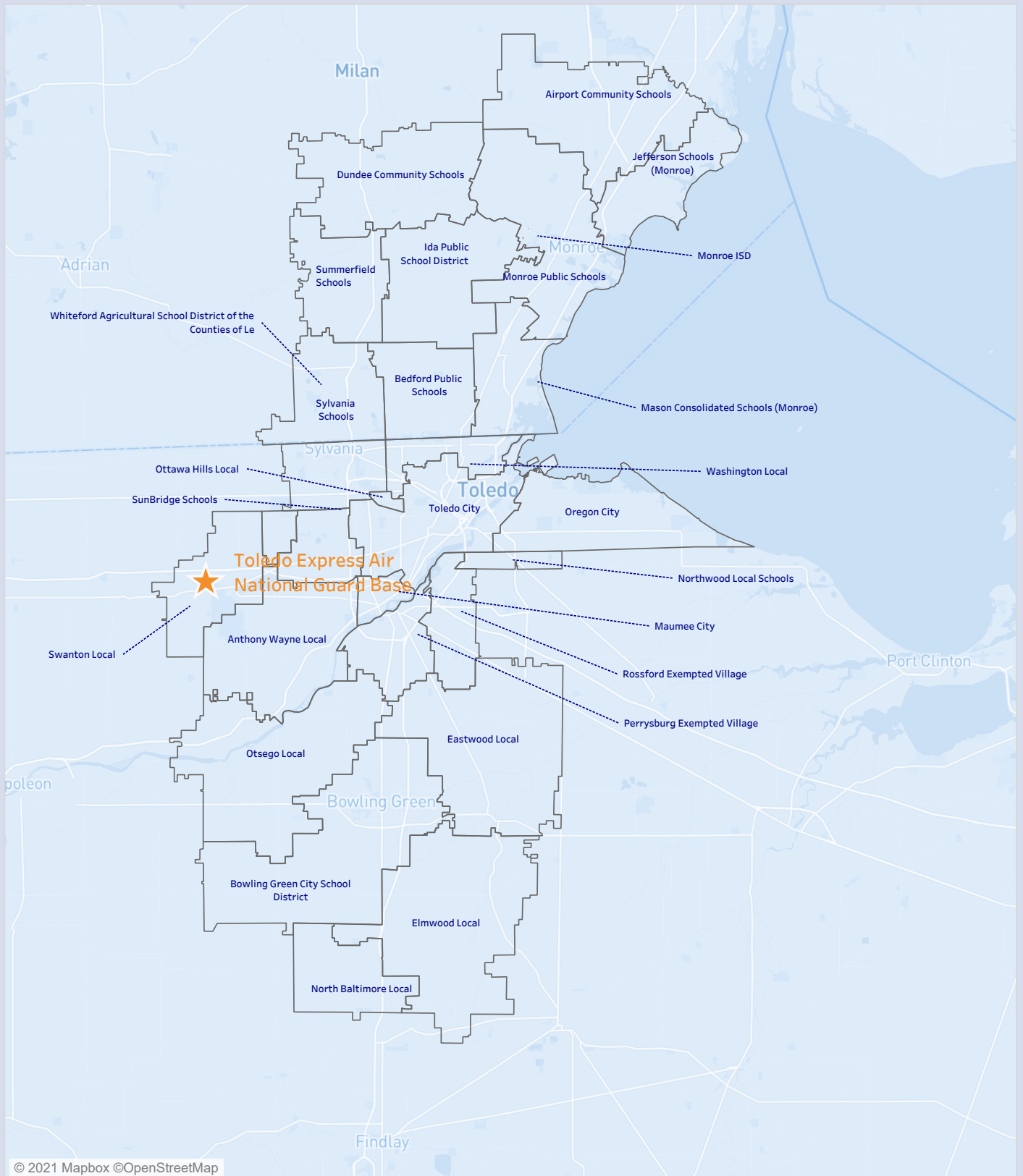
#### Additional Notes:

- The education assessment cross references zip codes within the Military Housing Area (MHA) with zip codes of schools in the surrounding districts. Those school districts with zip codes that fall within the MHA of an installation are included in the analysis. In some locations, school district composition may have changed slightly due to the use of updated District IDs obtained from the Department of Education
- Graduation rates reflect a 4-year graduation, which was determined to be the expectation of Airmen, Guardians, and their families due to frequency of relocation
- The licensure assessment uses a checklist of licensure rules that states should have, and that they should avoid. For example, having a compact or temporary licensing rule and NOT having supervisory requirements are checklist items that lead to green. The Department of the Air Force reviewed state policies and programs intended to eliminate barriers to license portability for military spouses that were in effect as of 31 Dec. 2021

For additional information on Education and Licensure assessment criteria, methodology and data sources, please see the Support of Military Families Background Information provided at [www.af.mil](http://www.af.mil) under the Support to Families banner. All questions and feedback should be directed to [SAF.MRR.Workflow@us.af.mil](mailto:SAF.MRR.Workflow@us.af.mil).

# Toledo Express Air National Guard Base, Ohio

## School Districts Map

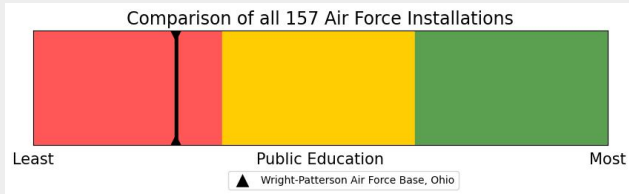


# Support of Military Families - 2021

## Wright-Patterson Air Force Base, Ohio

### Public Education\*

2019 2021



KEY: ■ < 33.3% ≤ ■ < 66.6% ≤ ■ (Percentile):

### Academic Performance Criteria

2019 2021



Graduation Rate



Student Learning Rate



### School Climate Criteria



Chronic Absenteeism Rate



Suspension Rate



### Service Offering Criteria



Pre-Kindergarten Availability



Student to Counselor Ratio



Student to Mental Health Support Ratio



Student to Nurse Ratio



Student to Teacher Ratio

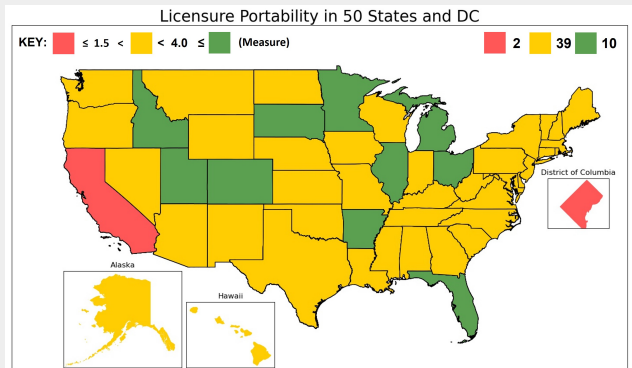


Data Source	Most Recent Survey Time Period Utilized	Date Last Updated
Department of Education - Civil Rights Data Collection District and School Data	SY 2017-2018	October 2020
Department of Education - EDFacts Graduation Rates (District and School Level)	SY 2018-2019	November 2020
Department of Education - National center for Education Statistics Common Core of Data Public Elementary/ Secondary School Universe Survey Data	SY 2019-2020	March 2021
Department of Education - National Center of Education Statistics Common Core of Data (School Search)	SY 2018-19 School Details and Enrollment Characteristics SY 2019-20 School Directory Information	April 2020 July 2020
Center for Education Policy Analysis: Stanford Education Data Archive (SEDA)	SY 2008-2009 through SY 2017-2018	February 2021

\* Public Education is Compiled using 60% Academic Performance, 20% School Climate, and 20% Service Offering.

### Licensure Portability

2019 2021



Accounting



Cosmetology



EMS



Engineering



Law



Nursing



Physical Therapy



Psychology



Teaching



Other Professions



Data Source	Most Recent Survey Time Period Utilized	Date Last Updated
State Laws, State Executive Orders, State Bar and Supreme Court Rules (Licensure)	Through Dec. 2021	Dec. 31, 2021

### Areas Requiring Additional Support

#### Public Education

Graduation Rates



Chronic Absenteeism



Student to Counselor





# Support of Military Families - 2021

## Wright-Patterson Air Force Base, Ohio

### Education and Licensure Assessment Narrative

#### Public Education:

(This assessment is a comparative analysis using colors to graphically display results for all criteria and categories. The colors are assigned using percentiles, divided into thirds, to provide information about a location's relative position compared to all other Department of the Air Force installations assessed)

- Wright-Patterson Air Force Base, Ohio received an overall red rating for public education as it fell within the bottom 33 percent of all Air Force installations assessed

- The areas with the lowest relative ranking which require additional state/community support include Graduation Rates, Chronic Absenteeism Rate, and Student to Counselor Ratio

- Change from 2019: Wright-Patterson Air Force Base, Ohio's overall education rating changed from yellow to red from 2019.

#### Licensure Portability:

- The State of Ohio received an overall green rating for licensure portability indicating the State statutes (primarily SB 7) are effective in removing barriers to licensure and certification portability. Military spouses can easily transfer professional licenses and certificates from other states and sustain their careers. Licensing entities in Ohio are required to grant licensure, temporary or regular, to military spouses holding an occupational license in good standing with a similar scope of practice. Also, providing permanent licensure with no supervisory requirements for the Law profession removed barriers for military spouses as did not excluding any other occupations from licensure portability. All occupations in Ohio were assessed green

- If you have additional information or recently made changes to your State's licensure statutes, you can send the updated information to [SAF.MRR.Workflow@us.af.mil](mailto:SAF.MRR.Workflow@us.af.mil) for consideration and potential changes to the assessment

- Change from 2019: Ohio improved to a green assessment by joining multiple compacts (specifically the Physical Therapy Licensure Compact) and by updating the temporary licensing process (S.B. 7) to require ("shall") licensing authorities to issue and expedite military spouse licenses as opposed to permitting the agency's discretion ("may")

#### Additional Notes:

- The education assessment cross references zip codes within the Military Housing Area (MHA) with zip codes of schools in the surrounding districts. Those school districts with zip codes that fall within the MHA of an installation are included in the analysis. In some locations, school district composition may have changed slightly due to the use of updated District IDs obtained from the Department of Education

- Graduation rates reflect a 4-year graduation, which was determined to be the expectation of Airmen, Guardians, and their families due to frequency of relocation

- The licensure assessment uses a checklist of licensure rules that states should have, and that they should avoid. For example, having a compact or temporary licensing rule and NOT having supervisory requirements are checklist items that lead to green. The Department of the Air Force reviewed state policies and programs intended to eliminate barriers to license portability for military spouses that were in effect as of 31 Dec. 2021

For additional information on Education and Licensure assessment criteria, methodology and data sources, please see the Support of Military Families Background Information provided at [www.af.mil](http://www.af.mil) under the Support to Families banner. All questions and feedback should be directed to [SAF.MRR.Workflow@us.af.mil](mailto:SAF.MRR.Workflow@us.af.mil).

# Wright-Patterson Air Force Base, Ohio

## School Districts Map




# Support of Military Families - 2021

## Youngstown Air Reserve Station, Ohio

### Public Education\*

2019 2021



KEY: ■ < 33.3% ≤ ■ < 66.6% ≤ ■ (Percentile):

### Academic Performance Criteria

2019 2021



Graduation Rate ■ ■

Student Learning Rate ■ ■

### School Climate Criteria



Chronic Absenteeism Rate ■ ■

Suspension Rate ■ ■

### Service Offering Criteria



Pre-Kindergarten Availability ■ ■

Student to Counselor Ratio ■ ■

Student to Mental Health Support Ratio ■ ■

Student to Nurse Ratio ■ ■

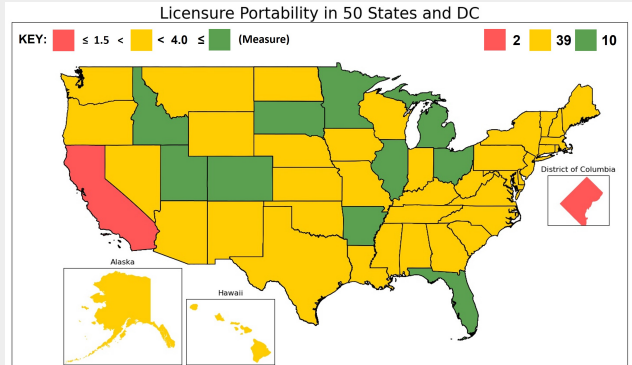
Student to Teacher Ratio ■ ■

Data Source	Most Recent Survey Time Period Utilized	Date Last Updated
Department of Education - Civil Rights Data Collection District and School Data	SY 2017-2018	October 2020
Department of Education - EDFacts Graduation Rates (District and School Level)	SY 2018-2019	November 2020
Department of Education - National center for Education Statistics Common Core of Data Public Elementary/ Secondary School Universe Survey Data	SY 2019-2020	March 2021
Department of Education - National Center of Education Statistics Common Core of Data (School Search)	SY 2018-19 School Details and Enrollment Characteristics SY 2019-20 School Directory Information	April 2020 July 2020
Center for Education Policy Analysis: Stanford Education Data Archive (SEDA)	SY 2008-2009 through SY 2017-2018	February 2021

\* Public Education is Compiled using 60% Academic Performance, 20% School Climate, and 20% Service Offering.

### Licensure Portability

2019 2021



Accounting ■ ■

Cosmetology ■ ■

EMS ■ ■

Engineering ■ ■

Law ■ ■

Nursing ■ ■

Physical Therapy ■ ■

Psychology ■ ■

Teaching ■ ■

Other Professions ■ ■

Data Source	Most Recent Survey Time Period Utilized	Date Last Updated
State Laws, State Executive Orders, State Bar and Supreme Court Rules (Licensure)	Through Dec. 2021	Dec. 31, 2021

### Areas Requiring Additional Support

#### Public Education

Chronic Absenteeism ■

PreK ■

Suspension Rate ■

# Support of Military Families - 2021

## Youngstown Air Reserve Station, Ohio

### Education and Licensure Assessment Narrative

#### Public Education:

(This assessment is a comparative analysis using colors to graphically display results for all criteria and categories. The colors are assigned using percentiles, divided into thirds, to provide information about a location's relative position compared to all other Department of the Air Force installations assessed)

- Youngstown Air Reserve Station, Ohio received an overall yellow rating for public education as it fell within the middle 33 percent of all Air Force installations assessed
- The areas with the lowest relative ranking which require additional state/community support include Chronic Absenteeism Rate, Pre-school Availability, and Suspension Rate
- Change from 2019: Youngstown Air Reserve Station, Ohio's overall education rating did not shift from 2019.

#### Licensure Portability:

- The State of Ohio received an overall green rating for licensure portability indicating the State statutes (primarily SB 7) are effective in removing barriers to licensure and certification portability. Military spouses can easily transfer professional licenses and certificates from other states and sustain their careers. Licensing entities in Ohio are required to grant licensure, temporary or regular, to military spouses holding an occupational license in good standing with a similar scope of practice. Also, providing permanent licensure with no supervisory requirements for the Law profession removed barriers for military spouses as did not excluding any other occupations from licensure portability. All occupations in Ohio were assessed green
- If you have additional information or recently made changes to your State's licensure statutes, you can send the updated information to [SAF.MRR.Workflow@us.af.mil](mailto:SAF.MRR.Workflow@us.af.mil) for consideration and potential changes to the assessment
- Change from 2019: Ohio improved to a green assessment by joining multiple compacts (specifically the Physical Therapy Licensure Compact) and by updating the temporary licensing process (S.B. 7) to require ("shall") licensing authorities to issue and expedite military spouse licenses as opposed to permitting the agency's discretion ("may")

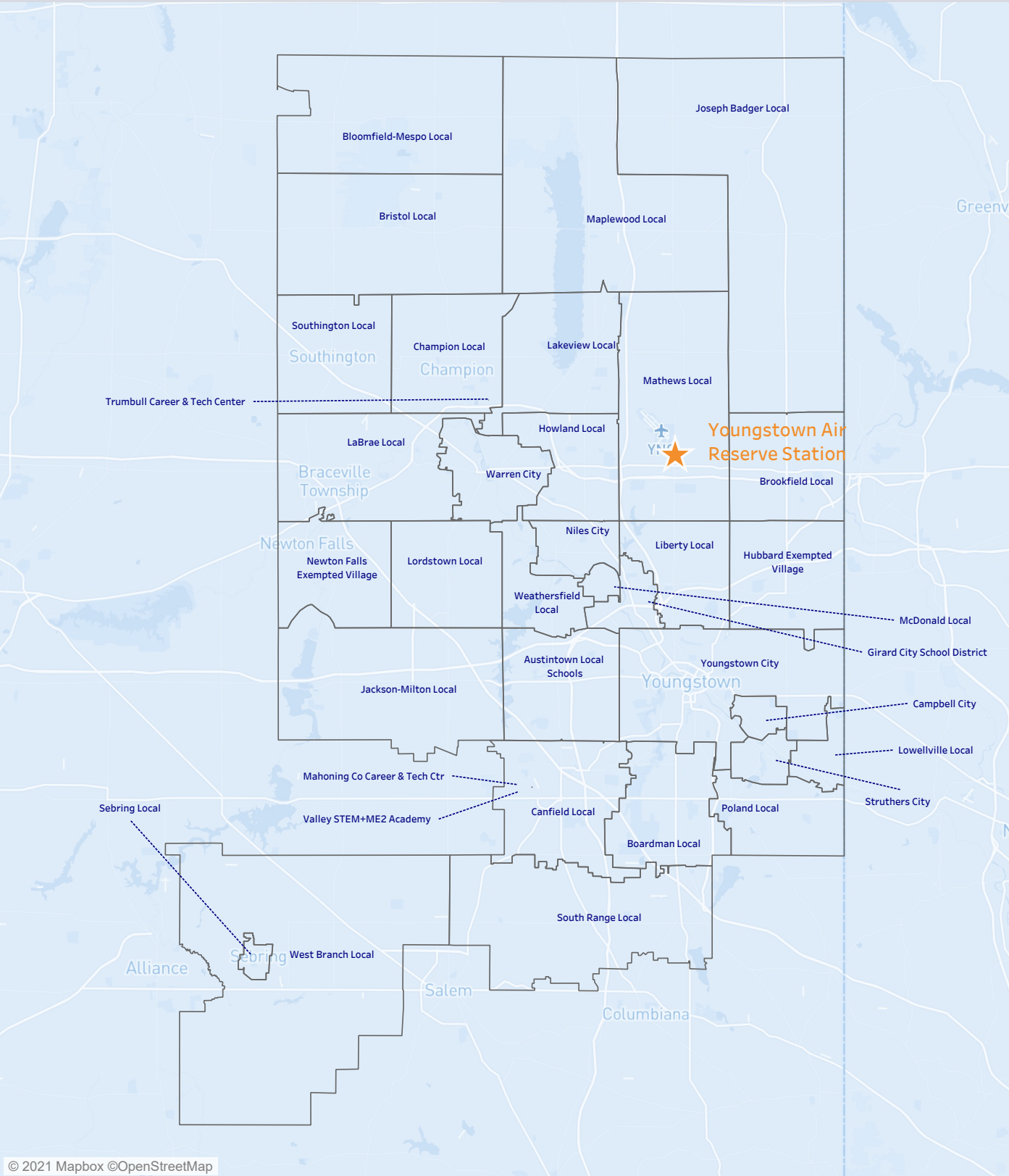
#### Additional Notes:

- The education assessment cross references zip codes within the Military Housing Area (MHA) with zip codes of schools in the surrounding districts. Those school districts with zip codes that fall within the MHA of an installation are included in the analysis. In some locations, school district composition may have changed slightly due to the use of updated District IDs obtained from the Department of Education
- Graduation rates reflect a 4-year graduation, which was determined to be the expectation of Airmen, Guardians, and their families due to frequency of relocation
- The licensure assessment uses a checklist of licensure rules that states should have, and that they should avoid. For example, having a compact or temporary licensing rule and NOT having supervisory requirements are checklist items that lead to green. The Department of the Air Force reviewed state policies and programs intended to eliminate barriers to license portability for military spouses that were in effect as of 31 Dec. 2021

For additional information on Education and Licensure assessment criteria, methodology and data sources, please see the Support of Military Families Background Information provided at [www.af.mil](http://www.af.mil) under the Support to Families banner. All questions and feedback should be directed to [SAF.MRR.Workflow@us.af.mil](mailto:SAF.MRR.Workflow@us.af.mil).

# Youngstown Air Reserve Station, Ohio

## School Districts Map




# Support of Military Families - 2021

## Altus Air Force Base, Oklahoma

### Public Education\*

2019 2021



KEY: ■ < 33.3% ■ < 66.6% ■ (Percentile):

### Academic Performance Criteria

2019 2021



Graduation Rate ■ ■

Student Learning Rate ■ ■

### School Climate Criteria



Chronic Absenteeism Rate ■ ■

Suspension Rate ■ ■

### Service Offering Criteria



Pre-Kindergarten Availability ■ ■

Student to Counselor Ratio ■ ■

Student to Mental Health Support Ratio ■ ■

Student to Nurse Ratio ■ ■

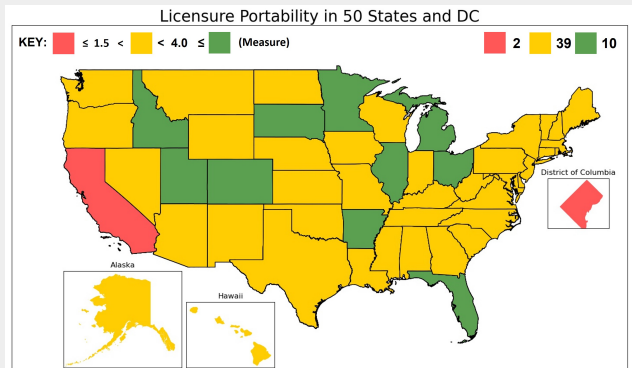
Student to Teacher Ratio ■ ■

Data Source	Most Recent Survey Time Period Utilized	Date Last Updated
Department of Education - Civil Rights Data Collection District and School Data	SY 2017-2018	October 2020
Department of Education - EDFacts Graduation Rates (District and School Level)	SY 2018-2019	November 2020
Department of Education - National center for Education Statistics Common Core of Data Public Elementary/ Secondary School Universe Survey Data	SY 2019-2020	March 2021
Department of Education - National Center of Education Statistics Common Core of Data (School Search)	SY 2018-19 School Details and Enrollment Characteristics SY 2019-20 School Directory Information	April 2020 July 2020
Center for Education Policy Analysis: Stanford Education Data Archive (SEDA)	SY 2008-2009 through SY 2017-2018	February 2021

\* Public Education is Compiled using 60% Academic Performance, 20% School Climate, and 20% Service Offering.

### Licensure Portability

2019 2021



Accounting ■ ■

Cosmetology ■ ■

EMS ■ ■

Engineering ■ ■

Law ■ ■

Nursing ■ ■

Physical Therapy ■ ■

Psychology ■ ■

Teaching ■ ■

Other Professions ■ ■

Data Source	Most Recent Survey Time Period Utilized	Date Last Updated
State Laws, State Executive Orders, State Bar and Supreme Court Rules (Licensure)	Through Dec. 2021	Dec. 31, 2021

### Areas Requiring Additional Support

#### Public Education

Mental Health Support ■

Graduation Rates ■

Student to Nurse ■

Licensure Language  
Substantial equivalence Expedite license Issue a temporary license

Profession  
Accounting, Cosmetology, Engineering, EMS, Psychology



# Support of Military Families - 2021

## Altus Air Force Base, Oklahoma

### Education and Licensure Assessment Narrative

#### Public Education:

(This assessment is a comparative analysis using colors to graphically display results for all criteria and categories. The colors are assigned using percentiles, divided into thirds, to provide information about a location's relative position compared to all other Department of the Air Force installations assessed)

- Altus Air Force Base, Oklahoma received an overall yellow rating for public education as it fell within the middle 33 percent of all Air Force installations assessed

- The areas with the lowest relative ranking which require additional state/community support include Student to Mental Health Professional Ratio, Graduation Rates, and Student to Nurse Ratio

- Change from 2019: Altus Air Force Base, Oklahoma's overall education rating did not shift from 2019.

#### Licensure Portability:

- The State of Oklahoma received an overall yellow rating for licensure portability indicating the State statutes (primarily 59 Okl. St. Ann. § 4100.5) contain barriers to licensure and certification portability for military spouses. This assessment was awarded for interstate compacts for Nursing and Physical Therapy occupations and providing expedited licensing and universal reciprocity of Teaching certifications. The State also provides temporary licensure to military spouses with no supervisory requirements for the Law profession

- Barriers remain for Accounting, Cosmetology, Engineering, EMS, and Psychology which include "substantial equivalency" requirements. This allows acceptance of another state's license if the requirements for obtaining the license are sufficiently similar to their own State's requirements and precludes acceptance if the requirements are not similar. Additionally, there are barriers for Other Occupations as current statute does not exclude any other occupations from licensure portability burdens

- If you have additional information or recently made changes to your State's licensure statutes, you can send the updated information to [SAF.MRR.Workflow@us.af.mil](mailto:SAF.MRR.Workflow@us.af.mil) for consideration and potential changes to the assessment

- Change from 2019: Despite joining the Audiology/Speech-Language Pathology Interstate Compact and passing new legislation improving the temporary licensing process for the Teaching profession (SB NO. 1125) there was no change from the 2019 assessment

#### Additional Notes:

- The education assessment cross references zip codes within the Military Housing Area (MHA) with zip codes of schools in the surrounding districts. Those school districts with zip codes that fall within the MHA of an installation are included in the analysis. In some locations, school district composition may have changed slightly due to the use of updated District IDs obtained from the Department of Education

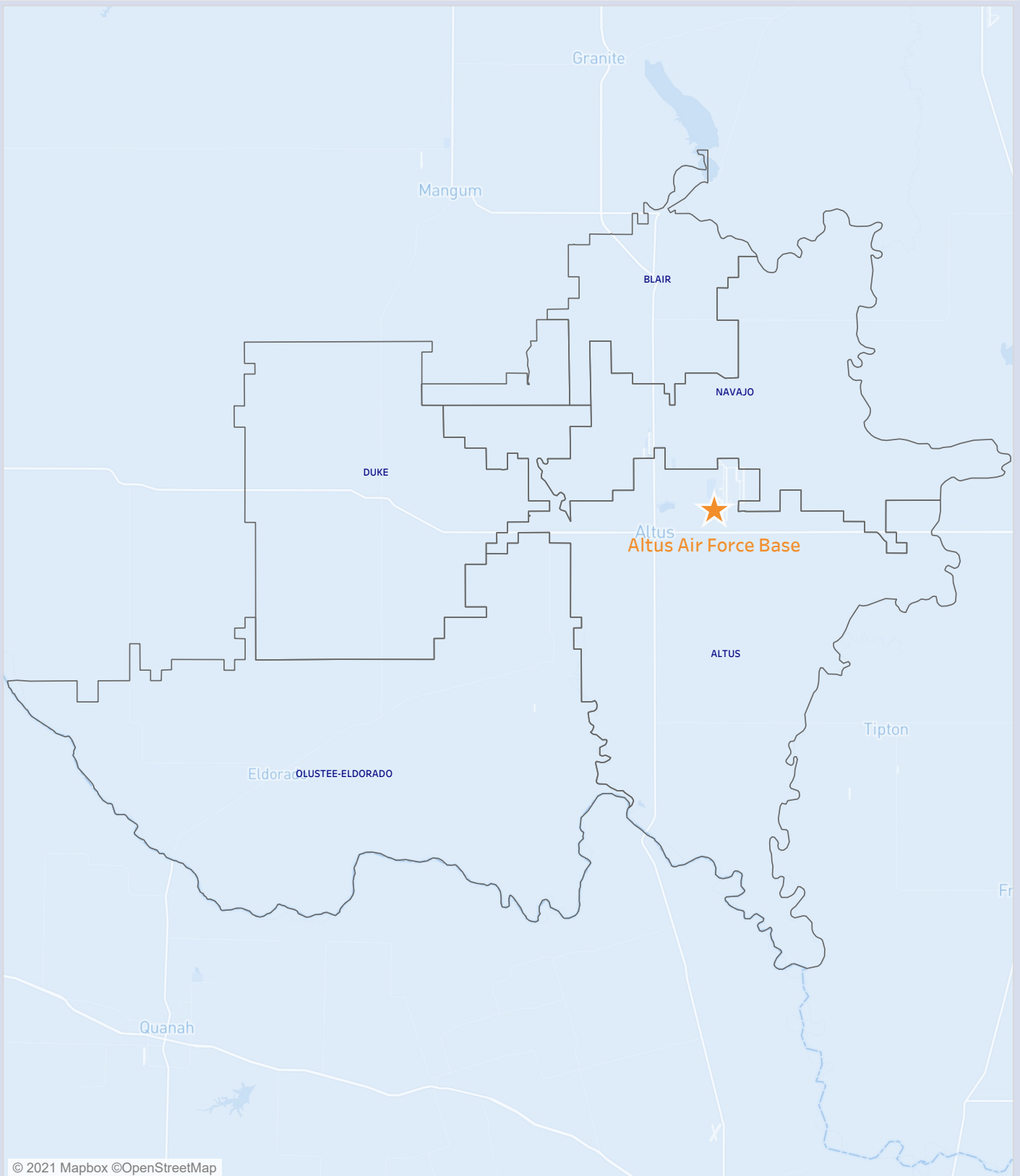
- Graduation rates reflect a 4-year graduation, which was determined to be the expectation of Airmen, Guardians, and their families due to frequency of relocation

- The licensure assessment uses a checklist of licensure rules that states should have, and that they should avoid. For example, having a compact or temporary licensing rule and NOT having supervisory requirements are checklist items that lead to green. The Department of the Air Force reviewed state policies and programs intended to eliminate barriers to license portability for military spouses that were in effect as of 31 Dec. 2021

For additional information on Education and Licensure assessment criteria, methodology and data sources, please see the Support of Military Families Background Information provided at [www.af.mil](http://www.af.mil) under the Support to Families banner. All questions and feedback should be directed to [SAF.MRR.Workflow@us.af.mil](mailto:SAF.MRR.Workflow@us.af.mil).

# Altus Air Force Base, Oklahoma

## School Districts Map






# Support of Military Families - 2021

## Tinker Air Force Base, Oklahoma

### Public Education\*

2019 2021



KEY: ■ < 33.3% ≤ ■ < 66.6% ≤ ■ (Percentile):

### Academic Performance Criteria

2019 2021



Graduation Rate



Student Learning Rate



### School Climate Criteria



Chronic Absenteeism Rate



Suspension Rate



### Service Offering Criteria



Pre-Kindergarten Availability



Student to Counselor Ratio



Student to Mental Health Support Ratio



Student to Nurse Ratio



Student to Teacher Ratio



Data Source	Most Recent Survey Time Period Utilized	Date Last Updated
Department of Education - Civil Rights Data Collection District and School Data	SY 2017-2018	October 2020
Department of Education - EDFacts Graduation Rates (District and School Level)	SY 2018-2019	November 2020
Department of Education - National center for Education Statistics Common Core of Data Public Elementary/ Secondary School Universe Survey Data	SY 2019-2020	March 2021
Department of Education - National Center of Education Statistics Common Core of Data (School Search)	SY 2018-19 School Details and Enrollment Characteristics	April 2020
	SY 2019-20 School Directory Information	July 2020
Center for Education Policy Analysis: Stanford Education Data Archive (SEDA)	SY 2008-2009 through SY 2017-2018	February 2021

\* Public Education is Compiled using 60% Academic Performance, 20% School Climate, and 20% Service Offering.

### Licensure Portability

2019 2021



Accounting



Cosmetology



EMS



Engineering



Law



Nursing



Physical Therapy



Psychology



Teaching



Other Professions



Data Source	Most Recent Survey Time Period Utilized	Date Last Updated
State Laws, State Executive Orders, State Bar and Supreme Court Rules (Licensure)	Through Dec. 2021	Dec. 31, 2021

### Areas Requiring Additional Support

#### Public Education

Suspension Rate



Student to Teacher



Student to Nurse



Licensure Language  
Substantial equivalence Expedite license Issue a temporary license

Profession  
Accounting, Cosmetology, Engineering, EMS, Psychology



# Support of Military Families - 2021

## Tinker Air Force Base, Oklahoma

### Education and Licensure Assessment Narrative

#### Public Education:

(This assessment is a comparative analysis using colors to graphically display results for all criteria and categories. The colors are assigned using percentiles, divided into thirds, to provide information about a location's relative position compared to all other Department of the Air Force installations assessed)

- Tinker Air Force Base, Oklahoma received an overall yellow rating for public education as it fell within the middle 33 percent of all Air Force installations assessed
- The areas with the lowest relative ranking which require additional state/community support include Suspension Rate, Student to Teacher Ratio, and Student to Nurse Ratio
- Change from 2019: Tinker Air Force Base, Oklahoma's overall education rating did not shift from 2019.

#### Licensure Portability:

- The State of Oklahoma received an overall yellow rating for licensure portability indicating the State statutes (primarily 59 Okl. St. Ann. § 4100.5) contain barriers to licensure and certification portability for military spouses. This assessment was awarded for interstate compacts for Nursing and Physical Therapy occupations and providing expedited licensing and universal reciprocity of Teaching certifications. The State also provides temporary licensure to military spouses with no supervisory requirements for the Law profession
- Barriers remain for Accounting, Cosmetology, Engineering, EMS, and Psychology which include "substantial equivalency" requirements. This allows acceptance of another state's license if the requirements for obtaining the license are sufficiently similar to their own State's requirements and precludes acceptance if the requirements are not similar. Additionally, there are barriers for Other Occupations as current statute does not exclude any other occupations from licensure portability burdens
- If you have additional information or recently made changes to your State's licensure statutes, you can send the updated information to [SAF.MRR.Workflow@us.af.mil](mailto:SAF.MRR.Workflow@us.af.mil) for consideration and potential changes to the assessment
- Change from 2019: Despite joining the Audiology/Speech-Language Pathology Interstate Compact and passing new legislation improving the temporary licensing process for the Teaching profession (SB NO. 1125) there was no change from the 2019 assessment

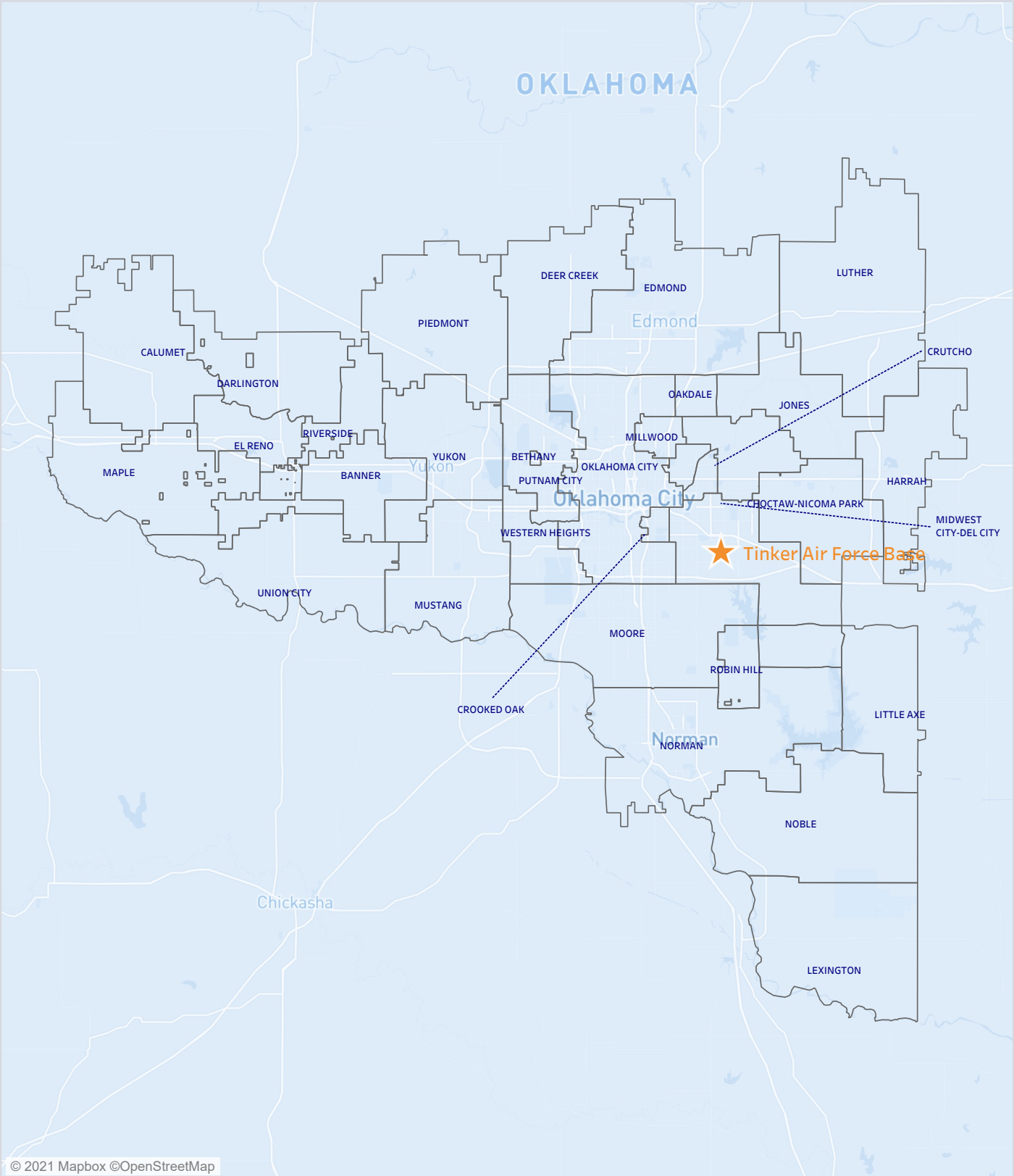
#### Additional Notes:

- The education assessment cross references zip codes within the Military Housing Area (MHA) with zip codes of schools in the surrounding districts. Those school districts with zip codes that fall within the MHA of an installation are included in the analysis. In some locations, school district composition may have changed slightly due to the use of updated District IDs obtained from the Department of Education
- Graduation rates reflect a 4-year graduation, which was determined to be the expectation of Airmen, Guardians, and their families due to frequency of relocation
- The licensure assessment uses a checklist of licensure rules that states should have, and that they should avoid. For example, having a compact or temporary licensing rule and NOT having supervisory requirements are checklist items that lead to green. The Department of the Air Force reviewed state policies and programs intended to eliminate barriers to license portability for military spouses that were in effect as of 31 Dec. 2021

For additional information on Education and Licensure assessment criteria, methodology and data sources, please see the Support of Military Families Background Information provided at [www.af.mil](http://www.af.mil) under the Support to Families banner. All questions and feedback should be directed to [SAF.MRR.Workflow@us.af.mil](mailto:SAF.MRR.Workflow@us.af.mil).

# Tinker Air Force Base, Oklahoma

## School Districts Map

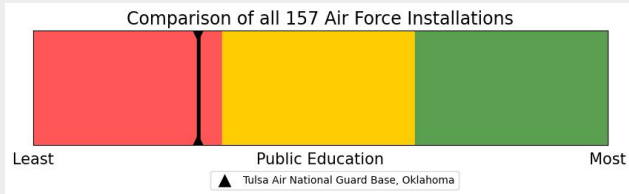


# Support of Military Families - 2021

## Tulsa Air National Guard Base, Oklahoma

### Public Education\*

2019 2021



KEY: ■ < 33.3% ≤ ■ < 66.6% ≤ ■ (Percentile):

### Academic Performance Criteria

2019 2021



Graduation Rate



Student Learning Rate



### School Climate Criteria



Chronic Absenteeism Rate



Suspension Rate



### Service Offering Criteria



Pre-Kindergarten Availability



Student to Counselor Ratio



Student to Mental Health Support Ratio



Student to Nurse Ratio



Student to Teacher Ratio



Data Source	Most Recent Survey Time Period Utilized	Date Last Updated
Department of Education - Civil Rights Data Collection District and School Data	SY 2017-2018	October 2020
Department of Education - EDFacts Graduation Rates (District and School Level)	SY 2018-2019	November 2020
Department of Education - National center for Education Statistics Common Core of Data Public Elementary/ Secondary School Universe Survey Data	SY 2019-2020	March 2021
Department of Education - National Center of Education Statistics Common Core of Data (School Search)	SY 2018-19 School Details and Enrollment Characteristics SY 2019-20 School Directory Information	April 2020 July 2020
Center for Education Policy Analysis: Stanford Education Data Archive (SEDA)	SY 2008-2009 through SY 2017-2018	February 2021

\* Public Education is Compiled using 60% Academic Performance, 20% School Climate, and 20% Service Offering.

### Licensure Portability

2019 2021



Accounting



Cosmetology



EMS



Engineering



Law



Nursing



Physical Therapy



Psychology



Teaching



Other Professions



Data Source	Most Recent Survey Time Period Utilized	Date Last Updated
State Laws, State Executive Orders, State Bar and Supreme Court Rules (Licensure)	Through Dec. 2021	Dec. 31, 2021

### Areas Requiring Additional Support

#### Public Education

Growth Measure



Suspension Rate



Student to Teacher



#### Licensure Language

#### Profession

Substantial equivalence Expedite license Issue a temporary license

Accounting, Cosmetology, Engineering, EMS, Psychology



# Support of Military Families - 2021

## Tulsa Air National Guard Base, Oklahoma

### Education and Licensure Assessment Narrative

#### Public Education:

(This assessment is a comparative analysis using colors to graphically display results for all criteria and categories. The colors are assigned using percentiles, divided into thirds, to provide information about a location's relative position compared to all other Department of the Air Force installations assessed)

- Tulsa Air National Guard Base, Oklahoma received an overall red rating for public education as it fell within the bottom 33 percent of all Air Force installations assessed
- The areas with the lowest relative ranking which require additional state/community support include Growth Measure, Suspension Rate, and Student to Teacher Ratio
- Change from 2019: Tulsa Air National Guard Base, Oklahoma's overall education rating did not shift from 2019.

#### Licensure Portability:

- The State of Oklahoma received an overall yellow rating for licensure portability indicating the State statutes (primarily 59 Okl. St. Ann. § 4100.5) contain barriers to licensure and certification portability for military spouses. This assessment was awarded for interstate compacts for Nursing and Physical Therapy occupations and providing expedited licensing and universal reciprocity of Teaching certifications. The State also provides temporary licensure to military spouses with no supervisory requirements for the Law profession
- Barriers remain for Accounting, Cosmetology, Engineering, EMS, and Psychology which include "substantial equivalency" requirements. This allows acceptance of another state's license if the requirements for obtaining the license are sufficiently similar to their own State's requirements and precludes acceptance if the requirements are not similar. Additionally, there are barriers for Other Occupations as current statute does not exclude any other occupations from licensure portability burdens
- If you have additional information or recently made changes to your State's licensure statutes, you can send the updated information to [SAF.MRR.Workflow@us.af.mil](mailto:SAF.MRR.Workflow@us.af.mil) for consideration and potential changes to the assessment
- Change from 2019: Despite joining the Audiology/Speech-Language Pathology Interstate Compact and passing new legislation improving the temporary licensing process for the Teaching profession (SB NO. 1125) there was no change from the 2019 assessment

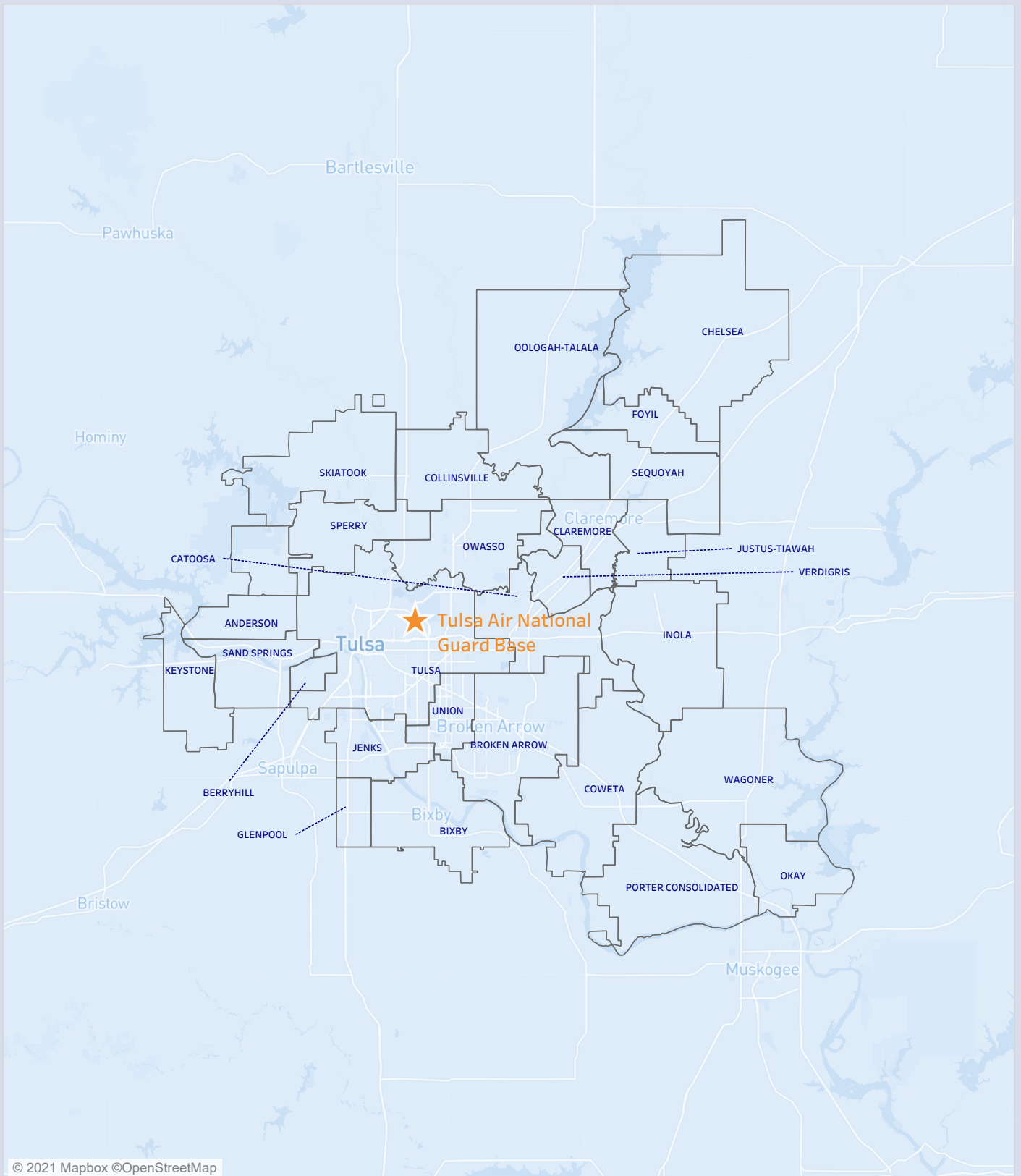
#### Additional Notes:

- The education assessment cross references zip codes within the Military Housing Area (MHA) with zip codes of schools in the surrounding districts. Those school districts with zip codes that fall within the MHA of an installation are included in the analysis. In some locations, school district composition may have changed slightly due to the use of updated District IDs obtained from the Department of Education
- Graduation rates reflect a 4-year graduation, which was determined to be the expectation of Airmen, Guardians, and their families due to frequency of relocation
- The licensure assessment uses a checklist of licensure rules that states should have, and that they should avoid. For example, having a compact or temporary licensing rule and NOT having supervisory requirements are checklist items that lead to green. The Department of the Air Force reviewed state policies and programs intended to eliminate barriers to license portability for military spouses that were in effect as of 31 Dec. 2021

For additional information on Education and Licensure assessment criteria, methodology and data sources, please see the Support of Military Families Background Information provided at [www.af.mil](http://www.af.mil) under the Support to Families banner. All questions and feedback should be directed to [SAF.MRR.Workflow@us.af.mil](mailto:SAF.MRR.Workflow@us.af.mil).

# Tulsa Air National Guard Base, Oklahoma

## School Districts Map

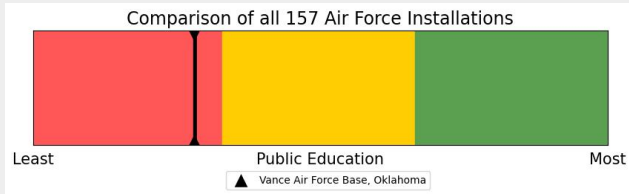


# Support of Military Families - 2021

## Vance Air Force Base, Oklahoma

### Public Education\*

2019 2021



KEY: ■ < 33.3% ≤ ■ < 66.6% ≤ ■ (Percentile):

### Academic Performance Criteria

2019 2021



Graduation Rate



Student Learning Rate



### School Climate Criteria



Chronic Absenteeism Rate



Suspension Rate



### Service Offering Criteria



Pre-Kindergarten Availability



Student to Counselor Ratio



Student to Mental Health Support Ratio



Student to Nurse Ratio



Student to Teacher Ratio

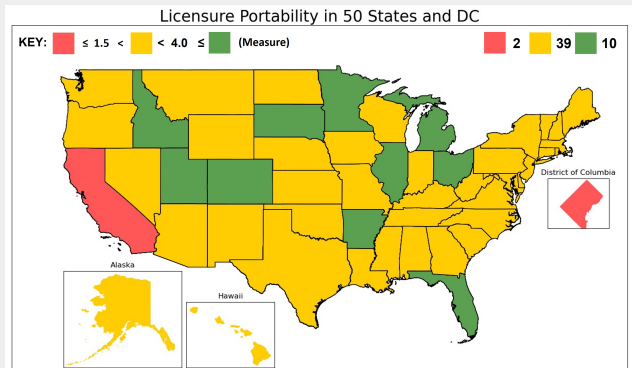


Data Source	Most Recent Survey Time Period Utilized	Date Last Updated
Department of Education - Civil Rights Data Collection District and School Data	SY 2017-2018	October 2020
Department of Education - EDFacts Graduation Rates (District and School Level)	SY 2018-2019	November 2020
Department of Education - National center for Education Statistics Common Core of Data Public Elementary/ Secondary School Universe Survey Data	SY 2019-2020	March 2021
Department of Education - National Center of Education Statistics Common Core of Data (School Search)	SY 2018-19 School Details and Enrollment Characteristics	April 2020
	SY 2019-20 School Directory Information	July 2020
Center for Education Policy Analysis: Stanford Education Data Archive (SEDA)	SY 2008-2009 through SY 2017-2018	February 2021

\* Public Education is Compiled using 60% Academic Performance, 20% School Climate, and 20% Service Offering.

### Licensure Portability

2019 2021



Accounting



Cosmetology



EMS



Engineering



Law



Nursing



Physical Therapy



Psychology



Teaching



Other Professions



Data Source	Most Recent Survey Time Period Utilized	Date Last Updated
State Laws, State Executive Orders, State Bar and Supreme Court Rules (Licensure)	Through Dec. 2021	Dec. 31, 2021

### Areas Requiring Additional Support

#### Public Education

Mental Health Support



Growth Measure



Student to Teacher



#### Licensure Language

#### Profession

Substantial equivalence Expedite license Issue a temporary license

Accounting, Cosmetology, Engineering, EMS, Psychology



# Support of Military Families - 2021

## Vance Air Force Base, Oklahoma

### Education and Licensure Assessment Narrative

#### Public Education:

(This assessment is a comparative analysis using colors to graphically display results for all criteria and categories. The colors are assigned using percentiles, divided into thirds, to provide information about a location's relative position compared to all other Department of the Air Force installations assessed)

- Vance Air Force Base, Oklahoma received an overall yellow rating for public education as it fell within the middle 33 percent of all Air Force installations assessed

- The areas with the lowest relative ranking which require additional state/community support include Student to Mental Health Professional Ratio, Growth Measure, and Student to Teacher Ratio

- Change from 2019: Vance Air Force Base, Oklahoma's overall education rating changed from red to yellow from 2019.

#### Licensure Portability:

- The State of Oklahoma received an overall yellow rating for licensure portability indicating the State statutes (primarily 59 Okl. St. Ann. § 4100.5) contain barriers to licensure and certification portability for military spouses. This assessment was awarded for interstate compacts for Nursing and Physical Therapy occupations and providing expedited licensing and universal reciprocity of Teaching certifications. The State also provides temporary licensure to military spouses with no supervisory requirements for the Law profession

- Barriers remain for Accounting, Cosmetology, Engineering, EMS, and Psychology which include "substantial equivalency" requirements. This allows acceptance of another state's license if the requirements for obtaining the license are sufficiently similar to their own State's requirements and precludes acceptance if the requirements are not similar. Additionally, there are barriers for Other Occupations as current statute does not exclude any other occupations from licensure portability burdens

- If you have additional information or recently made changes to your State's licensure statutes, you can send the updated information to [SAF.MRR.Workflow@us.af.mil](mailto:SAF.MRR.Workflow@us.af.mil) for consideration and potential changes to the assessment

- Change from 2019: Despite joining the Audiology/Speech-Language Pathology Interstate Compact and passing new legislation improving the temporary licensing process for the Teaching profession (SB NO. 1125) there was no change from the 2019 assessment

#### Additional Notes:

- The education assessment cross references zip codes within the Military Housing Area (MHA) with zip codes of schools in the surrounding districts. Those school districts with zip codes that fall within the MHA of an installation are included in the analysis. In some locations, school district composition may have changed slightly due to the use of updated District IDs obtained from the Department of Education

- Graduation rates reflect a 4-year graduation, which was determined to be the expectation of Airmen, Guardians, and their families due to frequency of relocation

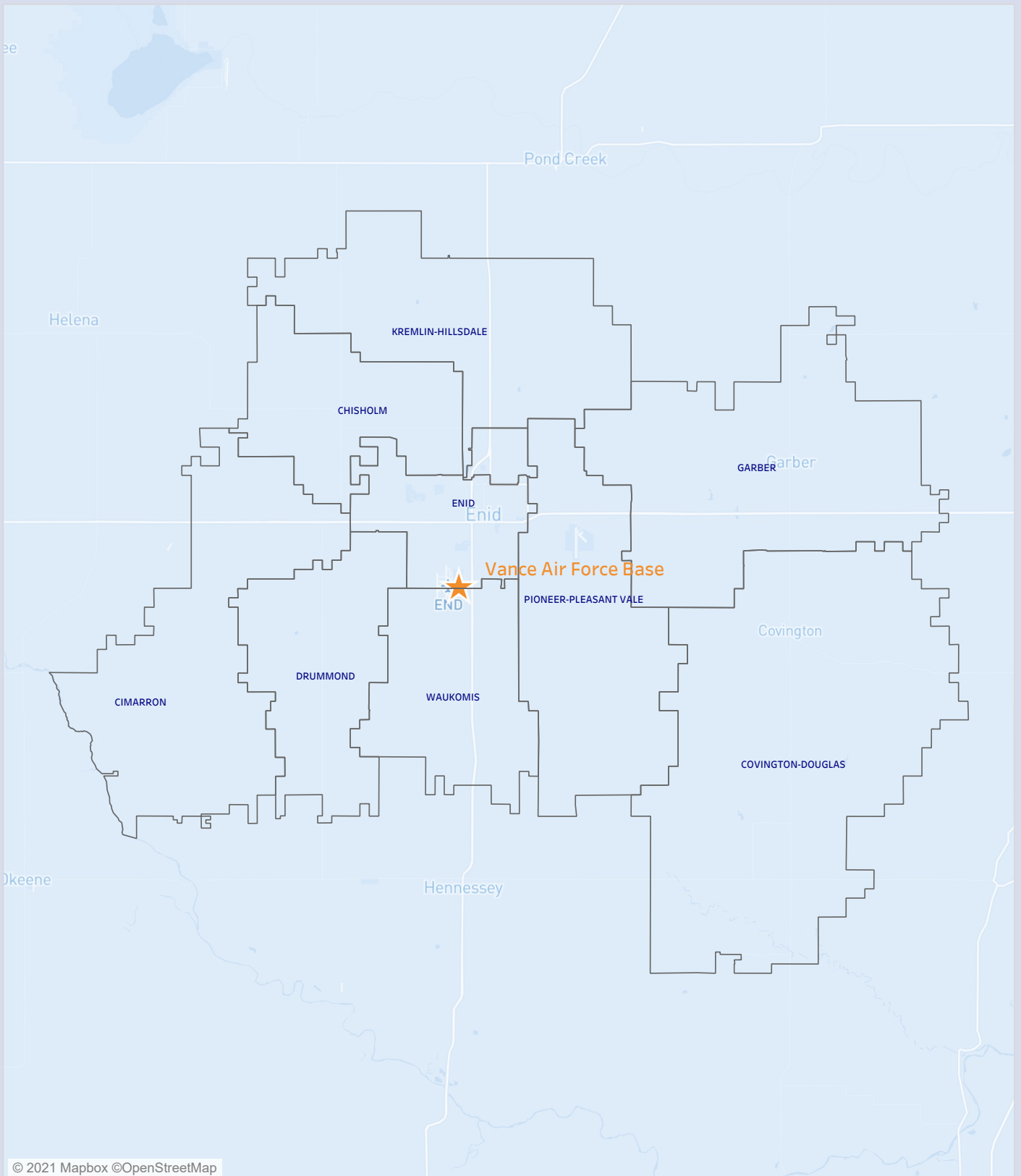
- The licensure assessment uses a checklist of licensure rules that states should have, and that they should avoid. For example, having a compact or temporary licensing rule and NOT having supervisory requirements are checklist items that lead to green. The Department of the Air Force reviewed state policies and programs intended to eliminate barriers to license portability for military spouses that were in effect as of 31 Dec. 2021

For additional information on Education and Licensure assessment criteria, methodology and data sources, please see the Support of Military Families Background Information provided at [www.af.mil](http://www.af.mil) under the Support to Families banner. All questions and feedback should be directed to [SAF.MRR.Workflow@us.af.mil](mailto:SAF.MRR.Workflow@us.af.mil).



# Vance Air Force Base, Oklahoma

## School Districts Map

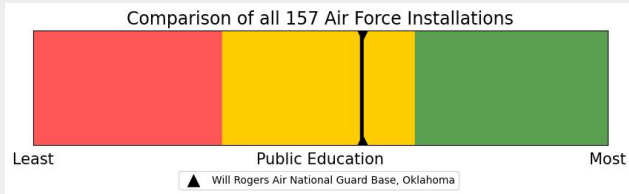


# Support of Military Families - 2021

## Will Rogers Air National Guard Base, Oklahoma

### Public Education\*

2019 2021



KEY: ■ < 33.3% ≤ ■ < 66.6% ≤ ■ (Percentile):

### Academic Performance Criteria

2019 2021



Graduation Rate



Student Learning Rate



### School Climate Criteria



Chronic Absenteeism Rate



Suspension Rate



### Service Offering Criteria



Pre-Kindergarten Availability



Student to Counselor Ratio



Student to Mental Health Support Ratio



Student to Nurse Ratio



Student to Teacher Ratio



Data Source	Most Recent Survey Time Period Utilized	Date Last Updated
Department of Education - Civil Rights Data Collection District and School Data	SY 2017-2018	October 2020
Department of Education - EDFacts Graduation Rates (District and School Level)	SY 2018-2019	November 2020
Department of Education - National center for Education Statistics Common Core of Data Public Elementary/ Secondary School Universe Survey Data	SY 2019-2020	March 2021
Department of Education - National Center of Education Statistics Common Core of Data (School Search)	SY 2018-19 School Details and Enrollment Characteristics	April 2020
	SY 2019-20 School Directory Information	July 2020
Center for Education Policy Analysis: Stanford Education Data Archive (SEDA)	SY 2008-2009 through SY 2017-2018	February 2021

\* Public Education is Compiled using 60% Academic Performance, 20% School Climate, and 20% Service Offering.

### Licensure Portability

2019 2021



Accounting



Cosmetology



EMS



Engineering



Law



Nursing



Physical Therapy



Psychology



Teaching



Other Professions



Data Source	Most Recent Survey Time Period Utilized	Date Last Updated
State Laws, State Executive Orders, State Bar and Supreme Court Rules (Licensure)	Through Dec. 2021	Dec. 31, 2021

### Areas Requiring Additional Support

#### Public Education

Suspension Rate



Student to Teacher



Student to Nurse



Licensure Language  
Substantial equivalence Expedite license Issue a temporary license

Profession  
Accounting, Cosmetology, Engineering, EMS, Psychology



# Support of Military Families - 2021

## Will Rogers Air National Guard Base, Oklahoma

### Education and Licensure Assessment Narrative

#### Public Education:

(This assessment is a comparative analysis using colors to graphically display results for all criteria and categories. The colors are assigned using percentiles, divided into thirds, to provide information about a location's relative position compared to all other Department of the Air Force installations assessed)

- Will Rogers Air National Guard Base, Oklahoma received an overall yellow rating for public education as it fell within the middle 33 percent of all Air Force installations assessed

- The areas with the lowest relative ranking which require additional state/community support include Suspension Rate, Student to Teacher Ratio, and Student to Nurse Ratio

- Change from 2019: Will Rogers Air National Guard Base, Oklahoma's overall education rating did not shift from 2019.

#### Licensure Portability:

- The State of Oklahoma received an overall yellow rating for licensure portability indicating the State statutes (primarily 59 Okl. St. Ann. § 4100.5) contain barriers to licensure and certification portability for military spouses. This assessment was awarded for interstate compacts for Nursing and Physical Therapy occupations and providing expedited licensing and universal reciprocity of Teaching certifications. The State also provides temporary licensure to military spouses with no supervisory requirements for the Law profession

- Barriers remain for Accounting, Cosmetology, Engineering, EMS, and Psychology which include "substantial equivalency" requirements. This allows acceptance of another state's license if the requirements for obtaining the license are sufficiently similar to their own State's requirements and precludes acceptance if the requirements are not similar. Additionally, there are barriers for Other Occupations as current statute does not exclude any other occupations from licensure portability burdens

- If you have additional information or recently made changes to your State's licensure statutes, you can send the updated information to [SAF.MRR.Workflow@us.af.mil](mailto:SAF.MRR.Workflow@us.af.mil) for consideration and potential changes to the assessment

- Change from 2019: Despite joining the Audiology/Speech-Language Pathology Interstate Compact and passing new legislation improving the temporary licensing process for the Teaching profession (SB NO. 1125) there was no change from the 2019 assessment

#### Additional Notes:

- The education assessment cross references zip codes within the Military Housing Area (MHA) with zip codes of schools in the surrounding districts. Those school districts with zip codes that fall within the MHA of an installation are included in the analysis. In some locations, school district composition may have changed slightly due to the use of updated District IDs obtained from the Department of Education

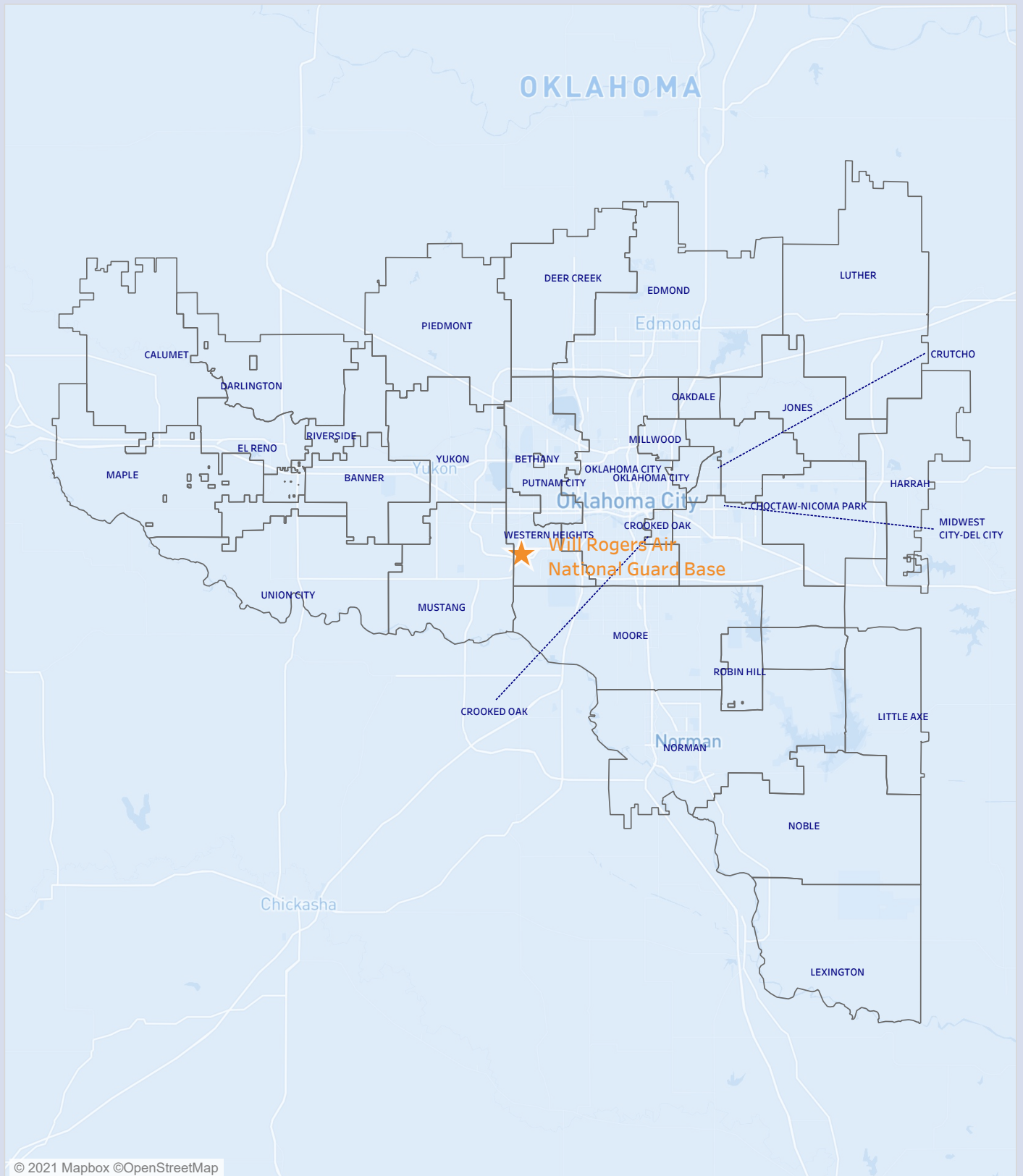
- Graduation rates reflect a 4-year graduation, which was determined to be the expectation of Airmen, Guardians, and their families due to frequency of relocation

- The licensure assessment uses a checklist of licensure rules that states should have, and that they should avoid. For example, having a compact or temporary licensing rule and NOT having supervisory requirements are checklist items that lead to green. The Department of the Air Force reviewed state policies and programs intended to eliminate barriers to license portability for military spouses that were in effect as of 31 Dec. 2021

For additional information on Education and Licensure assessment criteria, methodology and data sources, please see the Support of Military Families Background Information provided at [www.af.mil](http://www.af.mil) under the Support to Families banner. All questions and feedback should be directed to [SAF.MRR.Workflow@us.af.mil](mailto:SAF.MRR.Workflow@us.af.mil).

# Will Rogers Air National Guard Base, Oklahoma


## School Districts Map



# Support of Military Families - 2021

## Kingsley Field Air National Guard Base, Oregon

### Public Education\*



KEY: ■ < 33.3% ≤ ■ < 66.6% ≤ ■ (Percentile):

### Academic Performance Criteria



Graduation Rate



Student Learning Rate



### School Climate Criteria



Chronic Absenteeism Rate



Suspension Rate



### Service Offering Criteria



Pre-Kindergarten Availability



Student to Counselor Ratio



Student to Mental Health Support Ratio



Student to Nurse Ratio



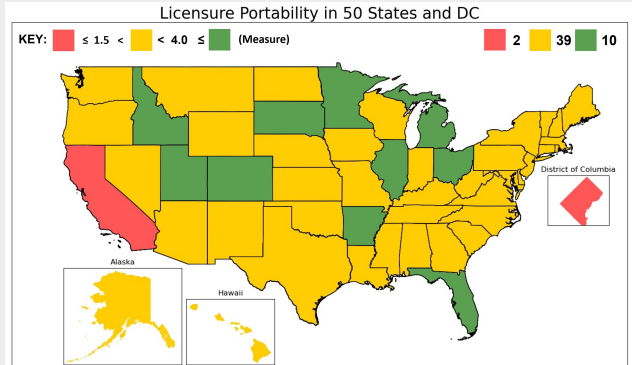
Student to Teacher Ratio



Data Source	Most Recent Survey Time Period Utilized	Date Last Updated
Department of Education - Civil Rights Data Collection District and School Data	SY 2017-2018	October 2020
Department of Education - EDFacts Graduation Rates (District and School Level)	SY 2018-2019	November 2020
Department of Education - National center for Education Statistics Common Core of Data Public Elementary/ Secondary School Universe Survey Data	SY 2019-2020	March 2021
Department of Education - National Center of Education Statistics Common Core of Data (School Search)	SY 2018-19 School Details and Enrollment Characteristics SY 2019-20 School Directory Information	April 2020 July 2020
Center for Education Policy Analysis: Stanford Education Data Archive (SEDA)	SY 2008-2009 through SY 2017-2018	February 2021

\* Public Education is Compiled using 60% Academic Performance, 20% School Climate, and 20% Service Offering.

### Licensure Portability



Accounting



Cosmetology



EMS



Engineering



Law



Nursing



Physical Therapy



Psychology



Teaching



Other Professions



Data Source	Most Recent Survey Time Period Utilized	Date Last Updated
State Laws, State Executive Orders, State Bar and Supreme Court Rules (Licensure)	Through Dec. 2021	Dec. 31, 2021

### Areas Requiring Additional Support

#### Public Education

PreK



Graduation Rates



Student to Teacher



#### Licensure Language

Issue license (based on competency and if spouse has done job 1 of 3 years before application) Issue a temporary lice

#### Profession

Accounting, Cosmetology, Engineering, Nursing, Psychology, Teaching



# Support of Military Families - 2021

## Kingsley Field Air National Guard Base, Oregon

### Education and Licensure Assessment Narrative

#### Public Education:

(This assessment is a comparative analysis using colors to graphically display results for all criteria and categories. The colors are assigned using percentiles, divided into thirds, to provide information about a location's relative position compared to all other Department of the Air Force installations assessed)

- Kingsley Field Air National Guard Base, Oregon received an overall yellow rating for public education as it fell within the middle 33 percent of all Air Force installations assessed

- The areas with the lowest relative ranking which require additional state/community support include Pre-school Availability, Graduation Rates, and Student to Teacher Ratio

- Change from 2019: Kingsley Field Air National Guard Base, Oregon's overall education rating did not shift from 2019.

#### Licensure Portability:

- The State of Oregon received an overall yellow rating for licensure portability indicating the State statutes (primarily O.R.S. § 676.308) contain barriers to licensure and certification portability for military spouses. This assessment was awarded for joining an interstate compact for Physical Therapy and having pending legislation to join Nursing and EMS compacts. The State also provides temporary licensure to military spouses with no supervisory requirements for the Law profession

- Barriers remain for Accounting, Cosmetology, Engineering, EMS, Nursing, Psychology, and Teaching which include language that the military spouse has done the same job for at least one year during the three years immediately preceding the date of application for license transfer. Additionally, there are barriers for Other Occupations as current statute does not exclude any other occupations from licensure portability burdens

- If you have additional information or recently made changes to your State's licensure statutes, you can send the updated information to [SAF.MRR.Workflow@us.af.mil](mailto:SAF.MRR.Workflow@us.af.mil) for consideration and potential changes to the assessment

- Change from 2019: No change from the 2019 assessment and no changes to the State's statute

#### Additional Notes:

- The education assessment cross references zip codes within the Military Housing Area (MHA) with zip codes of schools in the surrounding districts. Those school districts with zip codes that fall within the MHA of an installation are included in the analysis. In some locations, school district composition may have changed slightly due to the use of updated District IDs obtained from the Department of Education

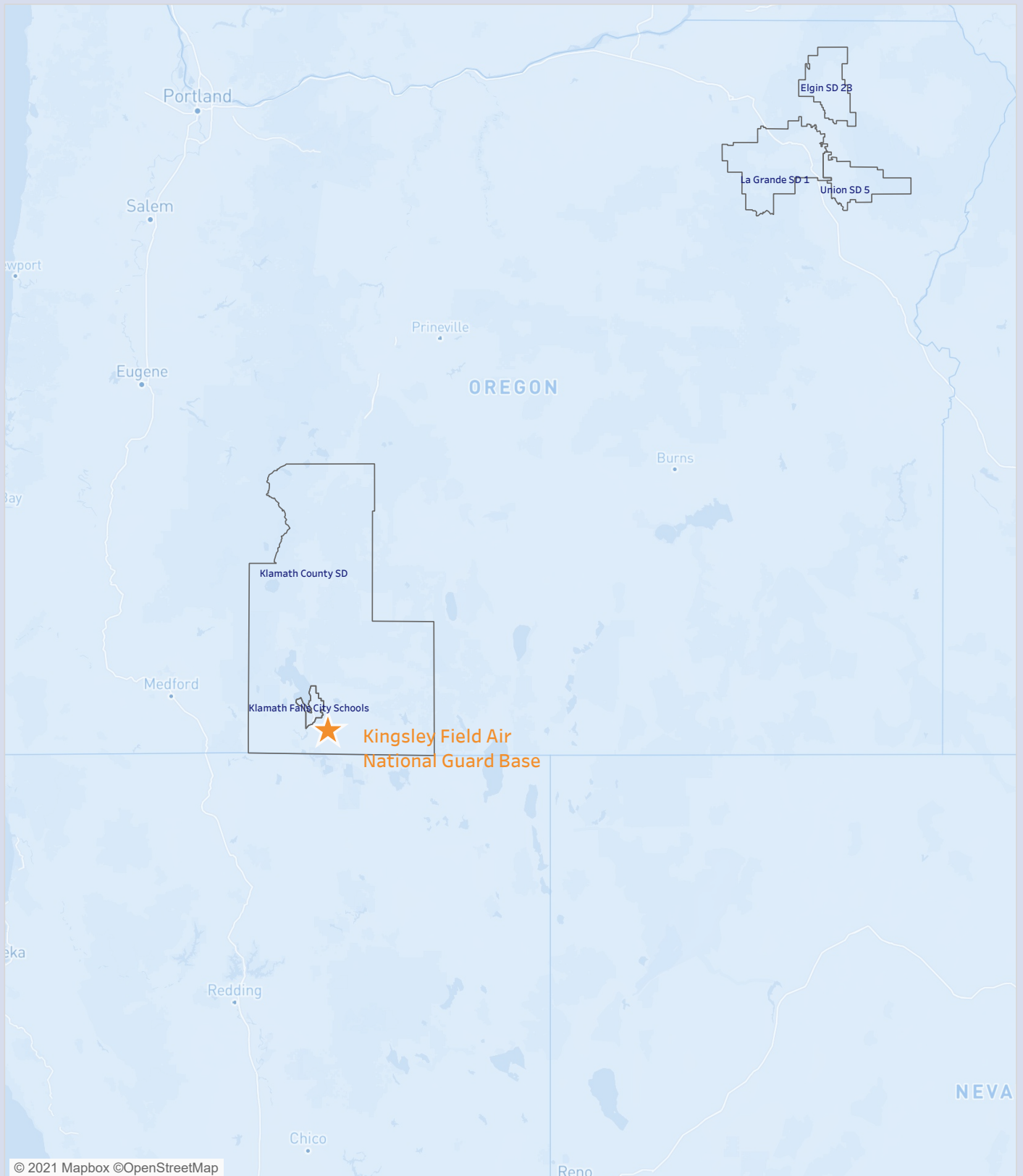
- Graduation rates reflect a 4-year graduation, which was determined to be the expectation of Airmen, Guardians, and their families due to frequency of relocation

- The licensure assessment uses a checklist of licensure rules that states should have, and that they should avoid. For example, having a compact or temporary licensing rule and NOT having supervisory requirements are checklist items that lead to green. The Department of the Air Force reviewed state policies and programs intended to eliminate barriers to license portability for military spouses that were in effect as of 31 Dec. 2021

For additional information on Education and Licensure assessment criteria, methodology and data sources, please see the Support of Military Families Background Information provided at [www.af.mil](http://www.af.mil) under the Support to Families banner. All questions and feedback should be directed to [SAF.MRR.Workflow@us.af.mil](mailto:SAF.MRR.Workflow@us.af.mil).

# Kingsley Field Air National Guard Base, Oregon

## School Districts Map

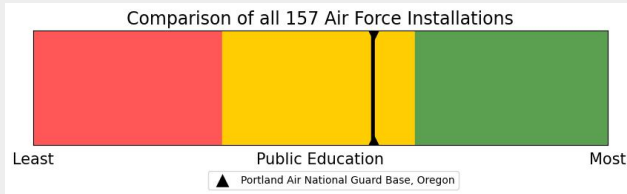


# Support of Military Families - 2021

## Portland Air National Guard Base, Oregon

### Public Education\*

2019 2021



KEY: ■ < 33.3% ≤ ■ < 66.6% ≤ ■ (Percentile):

### Academic Performance Criteria

2019 2021



Graduation Rate ■ ■

Student Learning Rate ■ ■

### School Climate Criteria

2019 2021



Chronic Absenteeism Rate ■ ■

Suspension Rate ■ ■

### Service Offering Criteria

2019 2021



Pre-Kindergarten Availability ■ ■

Student to Counselor Ratio ■ ■

Student to Mental Health Support Ratio ■ ■

Student to Nurse Ratio ■ ■

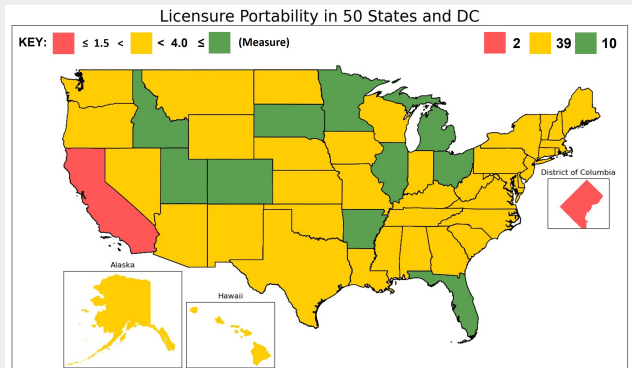
Student to Teacher Ratio ■ ■

Data Source	Most Recent Survey Time Period Utilized	Date Last Updated
Department of Education - Civil Rights Data Collection District and School Data	SY 2017-2018	October 2020
Department of Education - EDFacts Graduation Rates (District and School Level)	SY 2018-2019	November 2020
Department of Education - National center for Education Statistics Common Core of Data Public Elementary/ Secondary School Universe Survey Data	SY 2019-2020	March 2021
Department of Education - National Center of Education Statistics Common Core of Data (School Search)	SY 2018-19 School Details and Enrollment Characteristics SY 2019-20 School Directory Information	April 2020 July 2020
Center for Education Policy Analysis: Stanford Education Data Archive (SEDA)	SY 2008-2009 through SY 2017-2018	February 2021

\* Public Education is Compiled using 60% Academic Performance, 20% School Climate, and 20% Service Offering.

### Licensure Portability

2019 2021



Accounting ■ ■

Cosmetology ■ ■

EMS ■ ■

Engineering ■ ■

Law ■ ■

Nursing ■ ■

Physical Therapy ■ ■

Psychology ■ ■

Teaching ■ ■

Other Professions ■ ■

Data Source	Most Recent Survey Time Period Utilized	Date Last Updated
State Laws, State Executive Orders, State Bar and Supreme Court Rules (Licensure)	Through Dec. 2021	Dec. 31, 2021

### Areas Requiring Additional Support

#### Public Education

Student to Nurse ■

PreK ■

Chronic Absenteeism ■

#### Licensure Language

Issue license (based on competency and if spouse has done job 1 of 3 years before application) Issue a temporary lice

#### Profession

Accounting, Cosmetology, Engineering, Nursing, Psychology, Teaching





# Support of Military Families - 2021

## Portland Air National Guard Base, Oregon

### Education and Licensure Assessment Narrative

#### Public Education:

(This assessment is a comparative analysis using colors to graphically display results for all criteria and categories. The colors are assigned using percentiles, divided into thirds, to provide information about a location's relative position compared to all other Department of the Air Force installations assessed)

- Portland Air National Guard Base, Oregon received an overall yellow rating for public education as it fell within the middle 33 percent of all Air Force installations assessed
- The areas with the lowest relative ranking which require additional state/community support include Student to Nurse Ratio, Pre-school Availability, and Chronic Absenteeism Rate
- Change from 2019: Portland Air National Guard Base, Oregon's overall education rating did not shift from 2019.

#### Licensure Portability:

- The State of Oregon received an overall yellow rating for licensure portability indicating the State statutes (primarily O.R.S. § 676.308) contain barriers to licensure and certification portability for military spouses. This assessment was awarded for joining an interstate compact for Physical Therapy and having pending legislation to join Nursing and EMS compacts. The State also provides temporary licensure to military spouses with no supervisory requirements for the Law profession
- Barriers remain for Accounting, Cosmetology, Engineering, EMS, Nursing, Psychology, and Teaching which include language that the military spouse has done the same job for at least one year during the three years immediately preceding the date of application for license transfer. Additionally, there are barriers for Other Occupations as current statute does not exclude any other occupations from licensure portability burdens
- If you have additional information or recently made changes to your State's licensure statutes, you can send the updated information to [SAF.MRR.Workflow@us.af.mil](mailto:SAF.MRR.Workflow@us.af.mil) for consideration and potential changes to the assessment
- Change from 2019: No change from the 2019 assessment and no changes to the State's statute

#### Additional Notes:

- The education assessment cross references zip codes within the Military Housing Area (MHA) with zip codes of schools in the surrounding districts. Those school districts with zip codes that fall within the MHA of an installation are included in the analysis. In some locations, school district composition may have changed slightly due to the use of updated District IDs obtained from the Department of Education
- Graduation rates reflect a 4-year graduation, which was determined to be the expectation of Airmen, Guardians, and their families due to frequency of relocation
- The licensure assessment uses a checklist of licensure rules that states should have, and that they should avoid. For example, having a compact or temporary licensing rule and NOT having supervisory requirements are checklist items that lead to green. The Department of the Air Force reviewed state policies and programs intended to eliminate barriers to license portability for military spouses that were in effect as of 31 Dec. 2021

For additional information on Education and Licensure assessment criteria, methodology and data sources, please see the Support of Military Families Background Information provided at [www.af.mil](http://www.af.mil) under the Support to Families banner. All questions and feedback should be directed to [SAF.MRR.Workflow@us.af.mil](mailto:SAF.MRR.Workflow@us.af.mil).




# Support of Military Families - 2021

## Harrisburg Air National Guard Base, Pennsylvania

### Public Education\*

2019 2021



KEY: ■ < 33.3% ≤ ■ < 66.6% ≤ ■ (Percentile):

### Academic Performance Criteria

2019 2021



Graduation Rate



Student Learning Rate



### School Climate Criteria



Chronic Absenteeism Rate



Suspension Rate



### Service Offering Criteria



Pre-Kindergarten Availability



Student to Counselor Ratio



Student to Mental Health Support Ratio



Student to Nurse Ratio



Student to Teacher Ratio



Data Source	Most Recent Survey Time Period Utilized	Date Last Updated
Department of Education - Civil Rights Data Collection District and School Data	SY 2017-2018	October 2020
Department of Education - ED Facts Graduation Rates (District and School Level)	SY 2018-2019	November 2020
Department of Education - National center for Education Statistics Common Core of Data Public Elementary/ Secondary School Universe Survey Data	SY 2019-2020	March 2021
Department of Education - National Center of Education Statistics Common Core of Data (School Search)	SY 2018-19 School Details and Enrollment Characteristics SY 2019-20 School Directory Information	April 2020 July 2020
Center for Education Policy Analysis: Stanford Education Data Archive (SEDA)	SY 2008-2009 through SY 2017-2018	February 2021

\* Public Education is Compiled using 60% Academic Performance, 20% School Climate, and 20% Service Offering.

### Licensure Portability

2019 2021



Accounting



Cosmetology



EMS



Engineering



Law



Nursing



Physical Therapy



Psychology



Teaching



Other Professions



Data Source	Most Recent Survey Time Period Utilized	Date Last Updated
State Laws, State Executive Orders, State Bar and Supreme Court Rules (Licensure)	Through Dec. 2021	Dec. 31, 2021

### Areas Requiring Additional Support

#### Public Education

PreK



Growth Measure



Suspension Rate



Licensure Language

#### Profession

Substantial equivalency requirements Must have 2 years experience in past 5 years

Engineering, EMS, Accounting, Cosmetology, Physical Therapy, Psychology, Teaching



# Support of Military Families - 2021

## Harrisburg Air National Guard Base, Pennsylvania

### Education and Licensure Assessment Narrative

#### Public Education:

(This assessment is a comparative analysis using colors to graphically display results for all criteria and categories. The colors are assigned using percentiles, divided into thirds, to provide information about a location's relative position compared to all other Department of the Air Force installations assessed)

- Harrisburg Air National Guard Base, Pennsylvania received an overall green rating for public education as it fell within the top 33 percent of all Air Force installations assessed
- The areas with the lowest relative ranking which require additional state/community support include Pre-school Availability, Growth Measure, and Suspension Rate
- Change from 2019: Harrisburg Air National Guard Base, Pennsylvania's overall education rating did not shift from 2019.

#### Licensure Portability:

- The State of Pennsylvania received an overall yellow rating for licensure portability indicating State statutes (primarily 63 P.S. § 2206.1) contain barriers to licensure and certification portability for military spouses. This assessment was awarded for joining interstate compacts for Physical Therapy and Psychology occupations and providing temporary licensure to military spouses with no supervisory requirements for the Law profession
- Barriers remain for Accounting, Cosmetology, Engineering, EMS, Nursing, Physical Therapy, Psychology and Teaching which include "substantial equivalency" requirements. This allows acceptance of another state's license if the requirements for obtaining the license are sufficiently similar to their own State's requirements and precludes acceptance if the requirements are not similar. Additionally, there are barriers for Other Occupations as current statute does not exclude any other occupations from licensure portability burdens
- Barriers also remain for Physical Therapy even though Pennsylvania has enacted legislation to join the Physical Therapy Compact, but as of the time of this assessment, the compact benefits are not yet provided to military spouses as additional requirements need to be met in order for Pennsylvania to fully receive all of the compact privileges
- If you have additional information or recently made changes to your State's licensure statutes, you can send the updated information to [SAF.MRR.Workflow@us.af.mil](mailto:SAF.MRR.Workflow@us.af.mil) for consideration and potential changes to the assessment

#### Additional Notes:

- The education assessment cross references zip codes within the Military Housing Area (MHA) with zip codes of schools in the surrounding districts. Those school districts with zip codes that fall within the MHA of an installation are included in the analysis. In some locations, school district composition may have changed slightly due to the use of updated District IDs obtained from the Department of Education
- Graduation rates reflect a 4-year graduation, which was determined to be the expectation of Airmen, Guardians, and their families due to frequency of relocation
- The licensure assessment uses a checklist of licensure rules that states should have, and that they should avoid. For example, having a compact or temporary licensing rule and NOT having supervisory requirements are checklist items that lead to green. The Department of the Air Force reviewed state policies and programs intended to eliminate barriers to license portability for military spouses that were in effect as of 31 Dec. 2021

For additional information on Education and Licensure assessment criteria, methodology and data sources, please see the Support of Military Families Background Information provided at [www.af.mil](http://www.af.mil) under the Support to Families banner. All questions and feedback should be directed to [SAF.MRR.Workflow@us.af.mil](mailto:SAF.MRR.Workflow@us.af.mil).

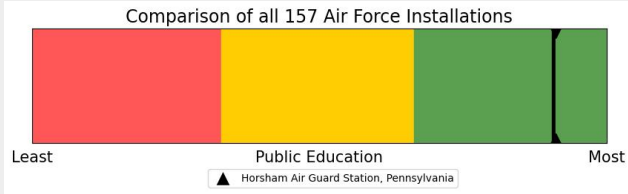


# Support of Military Families - 2021

## Horsham Air Guard Station, Pennsylvania

### Public Education\*

2019 2021



KEY: ■ < 33.3% ≤ ■ < 66.6% ≤ ■ (Percentile):

### Academic Performance Criteria

2019 2021



Graduation Rate



Student Learning Rate



### School Climate Criteria



Chronic Absenteeism Rate



Suspension Rate



### Service Offering Criteria



Pre-Kindergarten Availability



Student to Counselor Ratio



Student to Mental Health Support Ratio



Student to Nurse Ratio



Student to Teacher Ratio

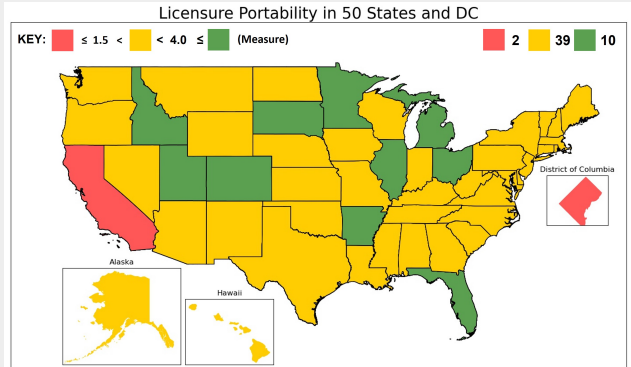


Data Source	Most Recent Survey Time Period Utilized	Date Last Updated
Department of Education - Civil Rights Data Collection District and School Data	SY 2017-2018	October 2020
Department of Education - EDFacts Graduation Rates (District and School Level)	SY 2018-2019	November 2020
Department of Education - National center for Education Statistics Common Core of Data Public Elementary/ Secondary School Universe Survey Data	SY 2019-2020	March 2021
Department of Education - National Center of Education Statistics Common Core of Data (School Search)	SY 2018-19 School Details and Enrollment Characteristics SY 2019-20 School Directory Information	April 2020 July 2020
Center for Education Policy Analysis: Stanford Education Data Archive (SEDA)	SY 2008-2009 through SY 2017-2018	February 2021

\* Public Education is Compiled using 60% Academic Performance, 20% School Climate, and 20% Service Offering.

### Licensure Portability

2019 2021



Accounting



Cosmetology



EMS



Engineering



Law



Nursing



Physical Therapy



Psychology



Teaching



Other Professions



Data Source	Most Recent Survey Time Period Utilized	Date Last Updated
State Laws, State Executive Orders, State Bar and Supreme Court Rules (Licensure)	Through Dec. 2021	Dec. 31, 2021

### Areas Requiring Additional Support

#### Public Education

PreK



Growth Measure



Mental Health Support



#### Licensure Language

#### Profession

Substantial equivalency  
Temporary license

EMS,  
Accounting,  
Engineering,  
Psychology,  
Teaching,  
Cosmetology



# Support of Military Families - 2021

## Horsham Air Guard Station, Pennsylvania

### Education and Licensure Assessment Narrative

#### Public Education:

(This assessment is a comparative analysis using colors to graphically display results for all criteria and categories. The colors are assigned using percentiles, divided into thirds, to provide information about a location's relative position compared to all other Department of the Air Force installations assessed)

- Horsham Air Guard Station, Pennsylvania received an overall green rating for public education as it fell within the top 33 percent of all Air Force installations assessed

- The areas with the lowest relative ranking which require additional state/community support include Pre-school Availability, Growth Measure, and Student to Mental Health Professional Ratio

- Change from 2019: Horsham Air Guard Station, Pennsylvania's overall education rating did not shift from 2019.

#### Licensure Portability:

- The State of Pennsylvania received an overall yellow rating for licensure portability indicating State statutes (primarily 63 P.S. § 2206.1) contain barriers to licensure and certification portability for military spouses. This assessment was awarded for joining interstate compacts for Physical Therapy and Psychology occupations and providing temporary licensure to military spouses with no supervisory requirements for the Law profession

- Barriers remain for Accounting, Cosmetology, Engineering, EMS, Nursing, Physical Therapy, Psychology and Teaching which include "substantial equivalency" requirements. This allows acceptance of another state's license if the requirements for obtaining the license are sufficiently similar to their own State's requirements and precludes acceptance if the requirements are not similar. Additionally, there are barriers for Other Occupations as current statute does not exclude any other occupations from licensure portability burdens

- Barriers also remain for Physical Therapy even though Pennsylvania has enacted legislation to join the Physical Therapy Compact, but as of the time of this assessment, the compact benefits are not yet provided to military spouses as additional requirements need to be met in order for Pennsylvania to fully receive all of the compact privileges

- If you have additional information or recently made changes to your State's licensure statutes, you can send the updated information to [SAF.MRR.Workflow@us.af.mil](mailto:SAF.MRR.Workflow@us.af.mil) for consideration and potential changes to the assessment

#### Additional Notes:

- The education assessment cross references zip codes within the Military Housing Area (MHA) with zip codes of schools in the surrounding districts. Those school districts with zip codes that fall within the MHA of an installation are included in the analysis. In some locations, school district composition may have changed slightly due to the use of updated District IDs obtained from the Department of Education

- Graduation rates reflect a 4-year graduation, which was determined to be the expectation of Airmen, Guardians, and their families due to frequency of relocation

- The licensure assessment uses a checklist of licensure rules that states should have, and that they should avoid. For example, having a compact or temporary licensing rule and NOT having supervisory requirements are checklist items that lead to green. The Department of the Air Force reviewed state policies and programs intended to eliminate barriers to license portability for military spouses that were in effect as of 31 Dec. 2021

For additional information on Education and Licensure assessment criteria, methodology and data sources, please see the Support of Military Families Background Information provided at [www.af.mil](http://www.af.mil) under the Support to Families banner. All questions and feedback should be directed to [SAF.MRR.Workflow@us.af.mil](mailto:SAF.MRR.Workflow@us.af.mil).






# Support of Military Families - 2021

## Johnstown Air National Guard Station, Pennsylvania

### Public Education\*

2019 2021



KEY: ■ < 33.3% ≤ ■ < 66.6% ≤ ■ (Percentile):

### Academic Performance Criteria

2019 2021



Graduation Rate



Student Learning Rate



### School Climate Criteria



Chronic Absenteeism Rate



Suspension Rate



### Service Offering Criteria



Pre-Kindergarten Availability



Student to Counselor Ratio



Student to Mental Health Support Ratio



Student to Nurse Ratio



Student to Teacher Ratio

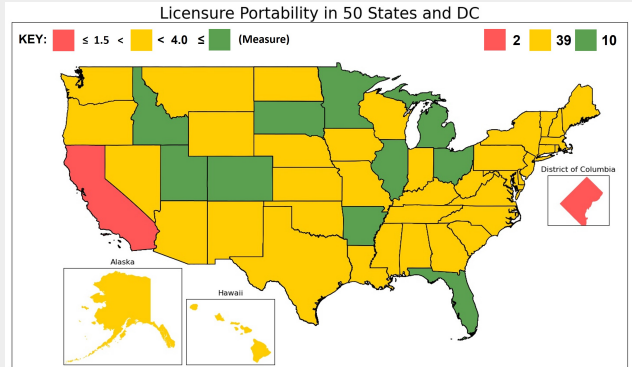


Data Source	Most Recent Survey Time Period Utilized	Date Last Updated
Department of Education - Civil Rights Data Collection District and School Data	SY 2017-2018	October 2020
Department of Education - EDFacts Graduation Rates (District and School Level)	SY 2018-2019	November 2020
Department of Education - National center for Education Statistics Common Core of Data Public Elementary/ Secondary School Universe Survey Data	SY 2019-2020	March 2021
Department of Education - National Center of Education Statistics Common Core of Data (School Search)	SY 2018-19 School Details and Enrollment Characteristics SY 2019-20 School Directory Information	April 2020 July 2020
Center for Education Policy Analysis: Stanford Education Data Archive (SEDA)	SY 2008-2009 through SY 2017-2018	February 2021

\* Public Education is Compiled using 60% Academic Performance, 20% School Climate, and 20% Service Offering.

### Licensure Portability

2019 2021



Accounting



Cosmetology



EMS



Engineering



Law



Nursing



Physical Therapy



Psychology



Teaching



Other Professions



Data Source	Most Recent Survey Time Period Utilized	Date Last Updated
State Laws, State Executive Orders, State Bar and Supreme Court Rules (Licensure)	Through Dec. 2021	Dec. 31, 2021

### Areas Requiring Additional Support

#### Public Education

PreK



Growth Measure



Chronic Absenteeism



#### Licensure Language

#### Profession

Substantial equivalency  
Temporary license

EMS,  
Accounting,  
Engineering,  
Psychology,  
Teaching,  
Cosmetology



# Support of Military Families - 2021

## Johnstown Air National Guard Station, Pennsylvania

### Education and Licensure Assessment Narrative

#### Public Education:

(This assessment is a comparative analysis using colors to graphically display results for all criteria and categories. The colors are assigned using percentiles, divided into thirds, to provide information about a location's relative position compared to all other Department of the Air Force installations assessed)

- Johnstown Air National Guard Station, Pennsylvania received an overall green rating for public education as it fell within the top 33 percent of all Air Force installations assessed

- The areas with the lowest relative ranking which require additional state/community support include Pre-school Availability, Growth Measure, and Chronic Absenteeism Rate

- Change from 2019: Johnstown Air National Guard Station, Pennsylvania's overall education rating did not shift from 2019.

#### Licensure Portability:

- The State of Pennsylvania received an overall yellow rating for licensure portability indicating State statutes (primarily 63 P.S. § 2206.1) contain barriers to licensure and certification portability for military spouses. This assessment was awarded for joining interstate compacts for Physical Therapy and Psychology occupations and providing temporary licensure to military spouses with no supervisory requirements for the Law profession

- Barriers remain for Accounting, Cosmetology, Engineering, EMS, Nursing, Physical Therapy, Psychology and Teaching which include "substantial equivalency" requirements. This allows acceptance of another state's license if the requirements for obtaining the license are sufficiently similar to their own State's requirements and precludes acceptance if the requirements are not similar. Additionally, there are barriers for Other Occupations as current statute does not exclude any other occupations from licensure portability burdens

- Barriers also remain for Physical Therapy even though Pennsylvania has enacted legislation to join the Physical Therapy Compact, but as of the time of this assessment, the compact benefits are not yet provided to military spouses as additional requirements need to be met in order for Pennsylvania to fully receive all of the compact privileges

- If you have additional information or recently made changes to your State's licensure statutes, you can send the updated information to [SAF.MRR.Workflow@us.af.mil](mailto:SAF.MRR.Workflow@us.af.mil) for consideration and potential changes to the assessment

#### Additional Notes:

- The education assessment cross references zip codes within the Military Housing Area (MHA) with zip codes of schools in the surrounding districts. Those school districts with zip codes that fall within the MHA of an installation are included in the analysis. In some locations, school district composition may have changed slightly due to the use of updated District IDs obtained from the Department of Education

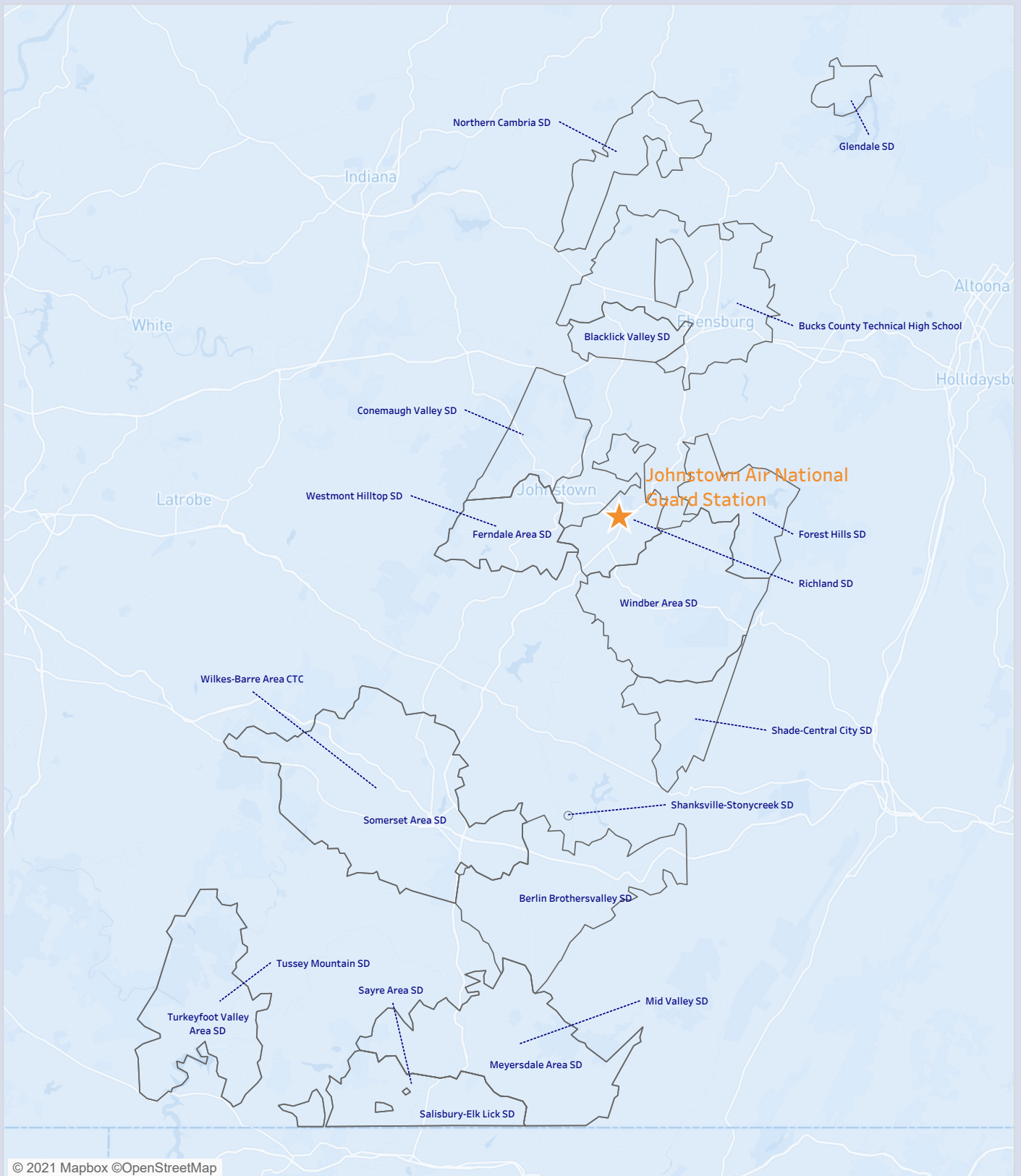
- Graduation rates reflect a 4-year graduation, which was determined to be the expectation of Airmen, Guardians, and their families due to frequency of relocation

- The licensure assessment uses a checklist of licensure rules that states should have, and that they should avoid. For example, having a compact or temporary licensing rule and NOT having supervisory requirements are checklist items that lead to green. The Department of the Air Force reviewed state policies and programs intended to eliminate barriers to license portability for military spouses that were in effect as of 31 Dec. 2021

For additional information on Education and Licensure assessment criteria, methodology and data sources, please see the Support of Military Families Background Information provided at [www.af.mil](http://www.af.mil) under the Support to Families banner. All questions and feedback should be directed to [SAF.MRR.Workflow@us.af.mil](mailto:SAF.MRR.Workflow@us.af.mil).

# Johnstown Air National Guard Station, Pennsylvania

## School Districts Map



# Support of Military Families - 2021

## Pittsburgh Air Reserve Station, Pennsylvania

### Public Education\*

2019 2021



KEY: ■ < 33.3% ≤ ■ < 66.6% ≤ ■ (Percentile):

### Academic Performance Criteria

2019 2021



Graduation Rate



Student Learning Rate



### School Climate Criteria



Chronic Absenteeism Rate



Suspension Rate



### Service Offering Criteria



Pre-Kindergarten Availability



Student to Counselor Ratio



Student to Mental Health Support Ratio



Student to Nurse Ratio



Student to Teacher Ratio



Data Source	Most Recent Survey Time Period Utilized	Date Last Updated
Department of Education - Civil Rights Data Collection District and School Data	SY 2017-2018	October 2020
Department of Education - ED Facts Graduation Rates (District and School Level)	SY 2018-2019	November 2020
Department of Education - National center for Education Statistics Common Core of Data Public Elementary/ Secondary School Universe Survey Data	SY 2019-2020	March 2021
Department of Education - National Center of Education Statistics Common Core of Data (School Search)	SY 2018-19 School Details and Enrollment Characteristics SY 2019-20 School Directory Information	April 2020 July 2020
Center for Education Policy Analysis: Stanford Education Data Archive (SEDA)	SY 2008-2009 through SY 2017-2018	February 2021

\* Public Education is Compiled using 60% Academic Performance, 20% School Climate, and 20% Service Offering.

### Licensure Portability

2019 2021



Accounting



Cosmetology



EMS



Engineering



Law



Nursing



Physical Therapy



Psychology



Teaching



Other Professions



Data Source	Most Recent Survey Time Period Utilized	Date Last Updated
State Laws, State Executive Orders, State Bar and Supreme Court Rules (Licensure)	Through Dec. 2021	Dec. 31, 2021

### Areas Requiring Additional Support

#### Public Education

PreK



Growth Measure



Chronic Absenteeism



#### Licensure Language

Substantial equivalency requirements Must have 2 years experience in past 5 years

#### Profession

Engineering, EMS, Accounting, Cosmetology, Physical Therapy, Psychology, Teaching



# Support of Military Families - 2021

## Pittsburgh Air Reserve Station, Pennsylvania

### Education and Licensure Assessment Narrative

#### Public Education:

(This assessment is a comparative analysis using colors to graphically display results for all criteria and categories. The colors are assigned using percentiles, divided into thirds, to provide information about a location's relative position compared to all other Department of the Air Force installations assessed)

- Pittsburgh Air Reserve Station, Pennsylvania received an overall green rating for public education as it fell within the top 33 percent of all Air Force installations assessed
- The areas with the lowest relative ranking which require additional state/community support include Pre-school Availability, Growth Measure, and Chronic Absenteeism Rate
- Change from 2019: Pittsburgh Air Reserve Station, Pennsylvania's overall education rating changed from yellow to green from 2019.

#### Licensure Portability:

- The State of Pennsylvania received an overall yellow rating for licensure portability indicating State statutes (primarily 63 P.S. § 2206.1) contain barriers to licensure and certification portability for military spouses. This assessment was awarded for joining interstate compacts for Physical Therapy and Psychology occupations and providing temporary licensure to military spouses with no supervisory requirements for the Law profession
- Barriers remain for Accounting, Cosmetology, Engineering, EMS, Nursing, Physical Therapy, Psychology and Teaching which include "substantial equivalency" requirements. This allows acceptance of another state's license if the requirements for obtaining the license are sufficiently similar to their own State's requirements and precludes acceptance if the requirements are not similar. Additionally, there are barriers for Other Occupations as current statute does not exclude any other occupations from licensure portability burdens
- Barriers also remain for Physical Therapy even though Pennsylvania has enacted legislation to join the Physical Therapy Compact, but as of the time of this assessment, the compact benefits are not yet provided to military spouses as additional requirements need to be met in order for Pennsylvania to fully receive all of the compact privileges
- If you have additional information or recently made changes to your State's licensure statutes, you can send the updated information to [SAF.MRR.Workflow@us.af.mil](mailto:SAF.MRR.Workflow@us.af.mil) for consideration and potential changes to the assessment

#### Additional Notes:

- The education assessment cross references zip codes within the Military Housing Area (MHA) with zip codes of schools in the surrounding districts. Those school districts with zip codes that fall within the MHA of an installation are included in the analysis. In some locations, school district composition may have changed slightly due to the use of updated District IDs obtained from the Department of Education
- Graduation rates reflect a 4-year graduation, which was determined to be the expectation of Airmen, Guardians, and their families due to frequency of relocation
- The licensure assessment uses a checklist of licensure rules that states should have, and that they should avoid. For example, having a compact or temporary licensing rule and NOT having supervisory requirements are checklist items that lead to green. The Department of the Air Force reviewed state policies and programs intended to eliminate barriers to license portability for military spouses that were in effect as of 31 Dec. 2021

For additional information on Education and Licensure assessment criteria, methodology and data sources, please see the Support of Military Families Background Information provided at [www.af.mil](http://www.af.mil) under the Support to Families banner. All questions and feedback should be directed to [SAF.MRR.Workflow@us.af.mil](mailto:SAF.MRR.Workflow@us.af.mil).

# Pittsburgh Air Reserve Station, Pennsylvania

## School Districts Map

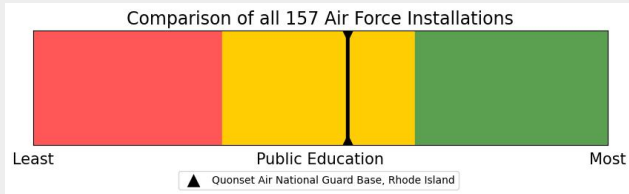


# Support of Military Families - 2021

## Quonset Air National Guard Base, Rhode Island

### Public Education\*

2019 2021



KEY: ■ < 33.3% ≤ ■ < 66.6% ≤ ■ (Percentile):

### Academic Performance Criteria

2019 2021



Graduation Rate



Student Learning Rate



### School Climate Criteria



Chronic Absenteeism Rate



Suspension Rate



### Service Offering Criteria



Pre-Kindergarten Availability



Student to Counselor Ratio



Student to Mental Health Support Ratio



Student to Nurse Ratio



Student to Teacher Ratio

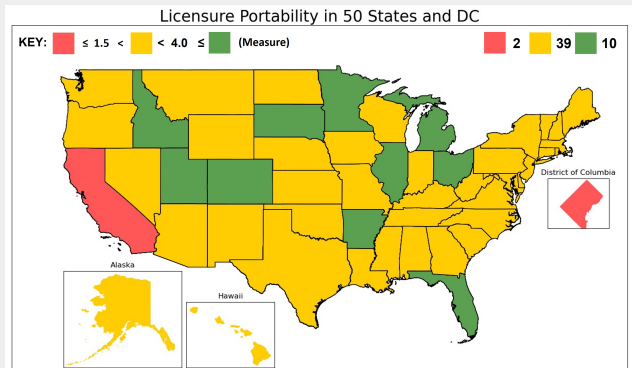


Data Source	Most Recent Survey Time Period Utilized	Date Last Updated
Department of Education - Civil Rights Data Collection District and School Data	SY 2017-2018	October 2020
Department of Education - EDFacts Graduation Rates (District and School Level)	SY 2018-2019	November 2020
Department of Education - National center for Education Statistics Common Core of Data Public Elementary/ Secondary School Universe Survey Data	SY 2019-2020	March 2021
Department of Education - National Center of Education Statistics Common Core of Data (School Search)	SY 2018-19 School Details and Enrollment Characteristics SY 2019-20 School Directory Information	April 2020 July 2020
Center for Education Policy Analysis: Stanford Education Data Archive (SEDA)	SY 2008-2009 through SY 2017-2018	February 2021

\* Public Education is Compiled using 60% Academic Performance, 20% School Climate, and 20% Service Offering.

### Licensure Portability

2019 2021



Accounting



Cosmetology



EMS



Engineering



Law



Nursing



Physical Therapy



Psychology



Teaching



Other Professions



Data Source	Most Recent Survey Time Period Utilized	Date Last Updated
State Laws, State Executive Orders, State Bar and Supreme Court Rules (Licensure)	Through Dec. 2021	Dec. 31, 2021

### Areas Requiring Additional Support

#### Public Education

Growth Measure



Chronic Absenteeism



Graduation Rates



#### Licensure Language

Substantial equivalence Expedite license Issue a temporary license (while completing additional requirements)

#### Profession

Engineering, EMS, Accounting, Cosmetology, Physical Therapy, Psychology, Teaching, Nursing



# Support of Military Families - 2021

## Quonset Air National Guard Base, Rhode Island

### Education and Licensure Assessment Narrative

#### Public Education:

(This assessment is a comparative analysis using colors to graphically display results for all criteria and categories. The colors are assigned using percentiles, divided into thirds, to provide information about a location's relative position compared to all other Department of the Air Force installations assessed)

- Quonset Air National Guard Base, Rhode Island received an overall yellow rating for public education as it fell within the middle 33 percent of all Air Force installations assessed

- The areas with the lowest relative ranking which require additional state/community support include Growth Measure, Chronic Absenteeism Rate, and Graduation Rates

- Change from 2019: Quonset Air National Guard Base, Rhode Island's overall education rating did not shift from 2019.

#### Licensure Portability:

- The State of Rhode Island received an overall yellow rating for licensure portability indicating the State statutes (primarily Gen.Laws 1956, § 5-88-1) contain barriers to licensure and certification portability for military spouses. This assessment was awarded for the fact that all occupations include "substantial equivalency" requirements. This allows acceptance of another state's license if the requirements for obtaining the license are sufficiently similar to their own State's requirements and precludes acceptance if the requirements are not similar. Additionally, barriers remain for Other Occupations as current statute does not exclude any other occupations from licensure portability burdens. Law also has barriers as the State provides temporary licensure to military spouses with a requirement of having actively practiced law full-time for at least one year

- If you have additional information or recently made changes to your State's licensure statutes, you can send the updated information to [SAF.MRR.Workflow@us.af.mil](mailto:SAF.MRR.Workflow@us.af.mil) for consideration and potential changes to the assessment

- Change from 2019: No change from the 2019 assessment and no changes to the State's statute

#### Additional Notes:

- The education assessment cross references zip codes within the Military Housing Area (MHA) with zip codes of schools in the surrounding districts. Those school districts with zip codes that fall within the MHA of an installation are included in the analysis. In some locations, school district composition may have changed slightly due to the use of updated District IDs obtained from the Department of Education

- Graduation rates reflect a 4-year graduation, which was determined to be the expectation of Airmen, Guardians, and their families due to frequency of relocation

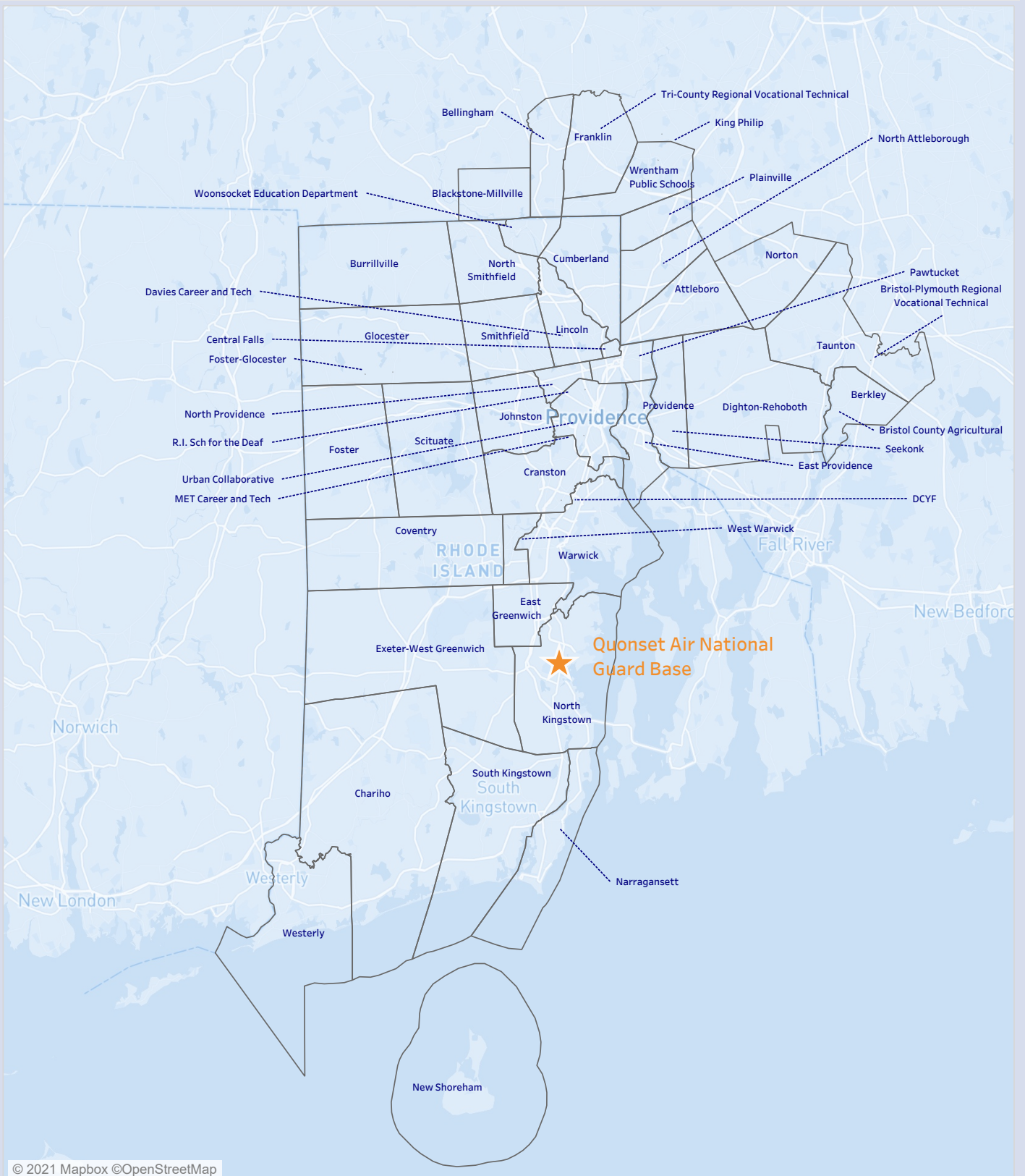
- The licensure assessment uses a checklist of licensure rules that states should have, and that they should avoid. For example, having a compact or temporary licensing rule and NOT having supervisory requirements are checklist items that lead to green. The Department of the Air Force reviewed state policies and programs intended to eliminate barriers to license portability for military spouses that were in effect as of 31 Dec. 2021

For additional information on Education and Licensure assessment criteria, methodology and data sources, please see the Support of Military Families Background Information provided at [www.af.mil](http://www.af.mil) under the Support to Families banner. All questions and feedback should be directed to [SAF.MRR.Workflow@us.af.mil](mailto:SAF.MRR.Workflow@us.af.mil).



# Quonset Air National Guard Base, Rhode Island

## School Districts Map




# Support of Military Families - 2021

## Joint Base Charleston, South Carolina

### Public Education\*

2019 2021



KEY: ■ < 33.3% ≤ ■ < 66.6% ≤ ■ (Percentile):

### Academic Performance Criteria

2019 2021



Graduation Rate



Student Learning Rate



### School Climate Criteria



Chronic Absenteeism Rate



Suspension Rate



### Service Offering Criteria



Pre-Kindergarten Availability



Student to Counselor Ratio



Student to Mental Health Support Ratio



Student to Nurse Ratio



Student to Teacher Ratio



Data Source	Most Recent Survey Time Period Utilized	Date Last Updated
Department of Education - Civil Rights Data Collection District and School Data	SY 2017-2018	October 2020
Department of Education - EDFacts Graduation Rates (District and School Level)	SY 2018-2019	November 2020
Department of Education - National center for Education Statistics Common Core of Data Public Elementary/ Secondary School Universe Survey Data	SY 2019-2020	March 2021
Department of Education - National Center of Education Statistics Common Core of Data (School Search)	SY 2018-19 School Details and Enrollment Characteristics SY 2019-20 School Directory Information	April 2020 July 2020
Center for Education Policy Analysis: Stanford Education Data Archive (SEDA)	SY 2008-2009 through SY 2017-2018	February 2021

\* Public Education is Compiled using 60% Academic Performance, 20% School Climate, and 20% Service Offering.

### Licensure Portability

2019 2021



Accounting



Cosmetology



EMS



Engineering



Law



Nursing



Physical Therapy



Psychology



Teaching



Other Professions



Data Source	Most Recent Survey Time Period Utilized	Date Last Updated
State Laws, State Executive Orders, State Bar and Supreme Court Rules (Licensure)	Through Dec. 2021	Dec. 31, 2021

### Areas Requiring Additional Support

#### Public Education

Suspension Rate



Graduation Rates



Growth Measure



#### Licensure Language

#### Profession

Temporary license for 1 year No hassles

Accounting,  
Cosmetology,  
Engineering,  
Psychology,  
Teaching



# Support of Military Families - 2021

## Joint Base Charleston, South Carolina

### Education and Licensure Assessment Narrative

#### Public Education:

(This assessment is a comparative analysis using colors to graphically display results for all criteria and categories. The colors are assigned using percentiles, divided into thirds, to provide information about a location's relative position compared to all other Department of the Air Force installations assessed)

- Joint Base Charleston, South Carolina received an overall yellow rating for public education as it fell within the middle 33 percent of all Air Force installations assessed
- The areas with the lowest relative ranking which require additional state/community support include Suspension Rate, Graduation Rates, and Growth Measure
- Change from 2019: Joint Base Charleston, South Carolina's overall education rating did not shift from 2019.

#### Licensure Portability:

- The State of South Carolina received an overall yellow rating for licensure portability indicating the State statutes (primarily S455) contain barriers to licensure and certification portability for military spouses. This assessment was awarded for joining an interstate compact for Nursing. The State also provides temporary licensure to military spouses with no supervisory requirements for the Law profession
- Although South Carolina has enacted legislation to join the Physical Therapy Compact, as of the time of this assessment, the compact benefits are not yet being provided to military spouses as additional requirements need to be met in order for South Carolina to fully receive all of the compact privileges
- Barriers remain for Accounting, Cosmetology, Engineering, EMS, Psychology, Teaching, and Other Occupations which all include "substantially equivalent" requirements. This allows acceptance of another state's license if the requirements for obtaining the license are sufficiently similar to their own State's requirements and precludes acceptance if the requirements are not similar
- If you have additional information or recently made changes to your State's licensure statutes, you can send the updated information to [SAF.MRR.Workflow@us.af.mil](mailto:SAF.MRR.Workflow@us.af.mil) for consideration and potential changes to the assessment
- Change from 2019: Passing of legislation (S455) requiring substantially equivalent ("greater than or substantially similar") experience to receive licensing downgraded the assessment from green to yellow

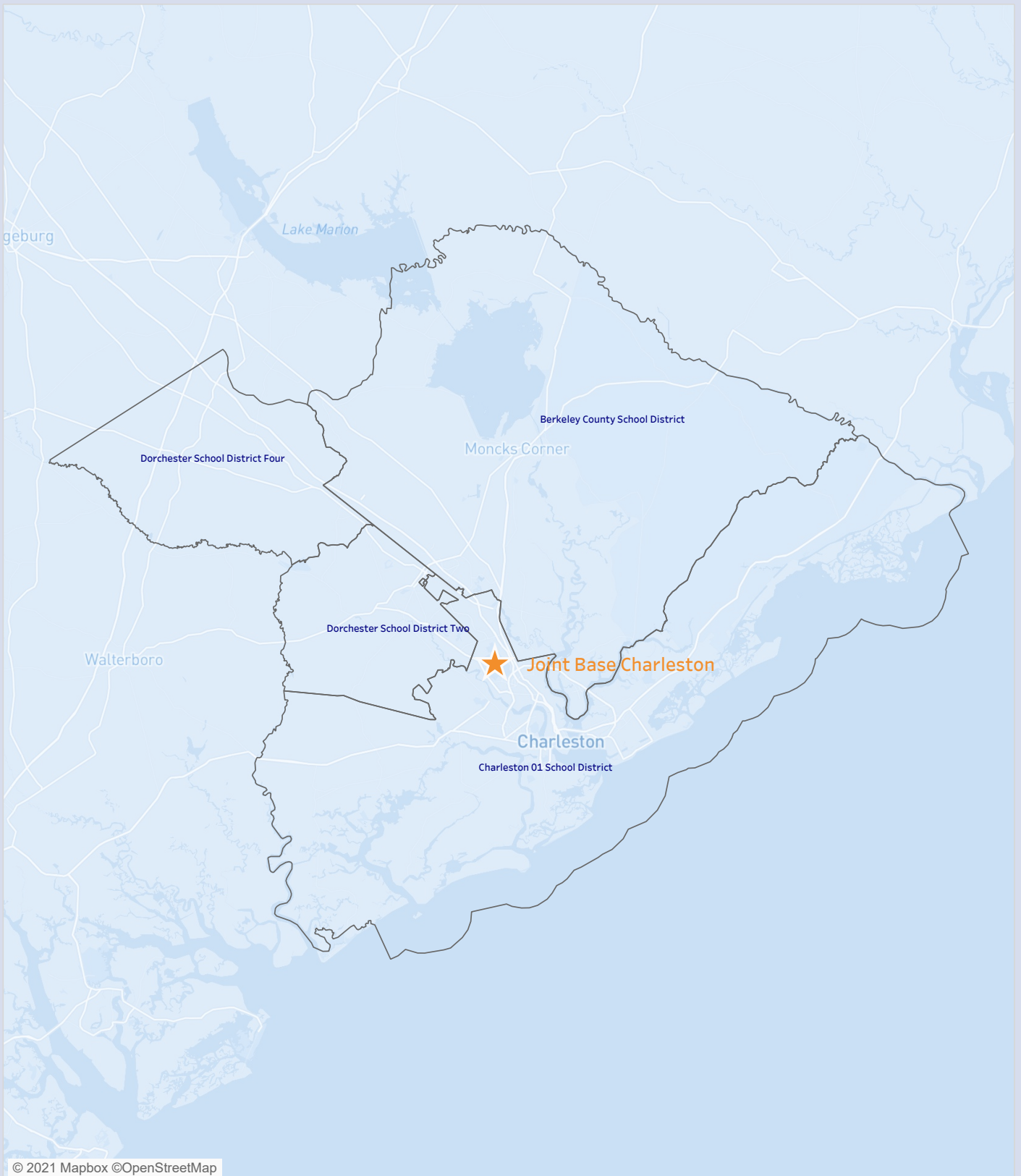
#### Additional Notes:

- The education assessment cross references zip codes within the Military Housing Area (MHA) with zip codes of schools in the surrounding districts. Those school districts with zip codes that fall within the MHA of an installation are included in the analysis. In some locations, school district composition may have changed slightly due to the use of updated District IDs obtained from the Department of Education
- Graduation rates reflect a 4-year graduation, which was determined to be the expectation of Airmen, Guardians, and their families due to frequency of relocation
- The licensure assessment uses a checklist of licensure rules that states should have, and that they should avoid. For example, having a compact or temporary licensing rule and NOT having supervisory requirements are checklist items that lead to green. The Department of the Air Force reviewed state policies and programs intended to eliminate barriers to license portability for military spouses that were in effect as of 31 Dec. 2021

For additional information on Education and Licensure assessment criteria, methodology and data sources, please see the Support of Military Families Background Information provided at [www.af.mil](http://www.af.mil) under the Support to Families banner. All questions and feedback should be directed to [SAF.MRR.Workflow@us.af.mil](mailto:SAF.MRR.Workflow@us.af.mil).

# Joint Base Charleston, South Carolina

## School Districts Map




# Support of Military Families - 2021

## McEntire Joint National Guard Base, South Carolina

### Public Education\*

2019 2021



KEY: ■ < 33.3% ≤ ■ < 66.6% ≤ ■ (Percentile):

### Academic Performance Criteria

2019 2021



Graduation Rate



Student Learning Rate



### School Climate Criteria



Chronic Absenteeism Rate



Suspension Rate



### Service Offering Criteria



Pre-Kindergarten Availability



Student to Counselor Ratio



Student to Mental Health Support Ratio



Student to Nurse Ratio



Student to Teacher Ratio

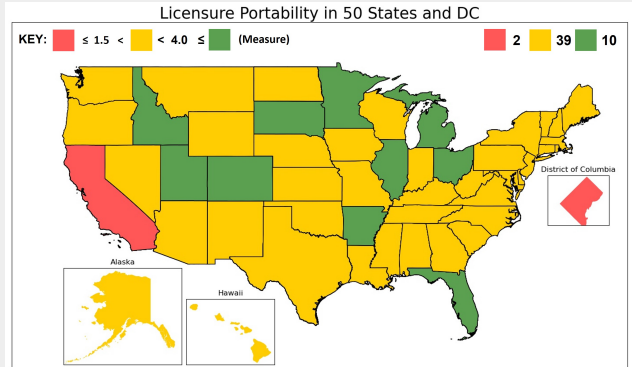


Data Source	Most Recent Survey Time Period Utilized	Date Last Updated
Department of Education - Civil Rights Data Collection District and School Data	SY 2017-2018	October 2020
Department of Education - EDFacts Graduation Rates (District and School Level)	SY 2018-2019	November 2020
Department of Education - National center for Education Statistics Common Core of Data Public Elementary/ Secondary School Universe Survey Data	SY 2019-2020	March 2021
Department of Education - National Center of Education Statistics Common Core of Data (School Search)	SY 2018-19 School Details and Enrollment Characteristics SY 2019-20 School Directory Information	April 2020 July 2020
Center for Education Policy Analysis: Stanford Education Data Archive (SEDA)	SY 2008-2009 through SY 2017-2018	February 2021

\* Public Education is Compiled using 60% Academic Performance, 20% School Climate, and 20% Service Offering.

### Licensure Portability

2019 2021



Accounting



Cosmetology



EMS



Engineering



Law



Nursing



Physical Therapy



Psychology



Teaching



Other Professions



Data Source	Most Recent Survey Time Period Utilized	Date Last Updated
State Laws, State Executive Orders, State Bar and Supreme Court Rules (Licensure)	Through Dec. 2021	Dec. 31, 2021

### Areas Requiring Additional Support

#### Public Education

Suspension Rate



Graduation Rates



Growth Measure



#### Licensure Language

#### Profession

Temporary license for 1 year No hassles

Accounting,  
Cosmetology,  
Engineering,  
Psychology,  
Teaching



# Support of Military Families - 2021

## McEntire Joint National Guard Base, South Carolina

### Education and Licensure Assessment Narrative

#### Public Education:

(This assessment is a comparative analysis using colors to graphically display results for all criteria and categories. The colors are assigned using percentiles, divided into thirds, to provide information about a location's relative position compared to all other Department of the Air Force installations assessed)

- McEntire Joint National Guard Base, South Carolina received an overall red rating for public education as it fell within the bottom 33 percent of all Air Force installations assessed
- The areas with the lowest relative ranking which require additional state/community support include Suspension Rate, Graduation Rates, and Growth Measure
- Change from 2019: McEntire Joint National Guard Base, South Carolina's overall education rating changed from yellow to red from 2019.

#### Licensure Portability:

- The State of South Carolina received an overall yellow rating for licensure portability indicating the State statutes (primarily S455) contain barriers to licensure and certification portability for military spouses. This assessment was awarded for joining an interstate compact for Nursing. The State also provides temporary licensure to military spouses with no supervisory requirements for the Law profession
- Although South Carolina has enacted legislation to join the Physical Therapy Compact, as of the time of this assessment, the compact benefits are not yet being provided to military spouses as additional requirements need to be met in order for South Carolina to fully receive all of the compact privileges
- Barriers remain for Accounting, Cosmetology, Engineering, EMS, Psychology, Teaching, and Other Occupations which all include "substantially equivalent" requirements. This allows acceptance of another state's license if the requirements for obtaining the license are sufficiently similar to their own State's requirements and precludes acceptance if the requirements are not similar
- If you have additional information or recently made changes to your State's licensure statutes, you can send the updated information to [SAF.MRR.Workflow@us.af.mil](mailto:SAF.MRR.Workflow@us.af.mil) for consideration and potential changes to the assessment
- Change from 2019: Passing of legislation (S455) requiring substantially equivalent ("greater than or substantially similar") experience to receive licensing downgraded the assessment from green to yellow

#### Additional Notes:

- The education assessment cross references zip codes within the Military Housing Area (MHA) with zip codes of schools in the surrounding districts. Those school districts with zip codes that fall within the MHA of an installation are included in the analysis. In some locations, school district composition may have changed slightly due to the use of updated District IDs obtained from the Department of Education
- Graduation rates reflect a 4-year graduation, which was determined to be the expectation of Airmen, Guardians, and their families due to frequency of relocation
- The licensure assessment uses a checklist of licensure rules that states should have, and that they should avoid. For example, having a compact or temporary licensing rule and NOT having supervisory requirements are checklist items that lead to green. The Department of the Air Force reviewed state policies and programs intended to eliminate barriers to license portability for military spouses that were in effect as of 31 Dec. 2021

For additional information on Education and Licensure assessment criteria, methodology and data sources, please see the Support of Military Families Background Information provided at [www.af.mil](http://www.af.mil) under the Support to Families banner. All questions and feedback should be directed to [SAF.MRR.Workflow@us.af.mil](mailto:SAF.MRR.Workflow@us.af.mil).

# McEntire Joint National Guard Base, South Carolina

## School Districts Map




# Support of Military Families - 2021

## Shaw Air Force Base, South Carolina

### Public Education\*

2019 2021



KEY: ■ < 33.3% ≤ ■ < 66.6% ≤ ■ (Percentile):

### Academic Performance Criteria

2019 2021



Graduation Rate



Student Learning Rate



### School Climate Criteria



Chronic Absenteeism Rate



Suspension Rate



### Service Offering Criteria



Pre-Kindergarten Availability



Student to Counselor Ratio



Student to Mental Health Support Ratio



Student to Nurse Ratio



Student to Teacher Ratio

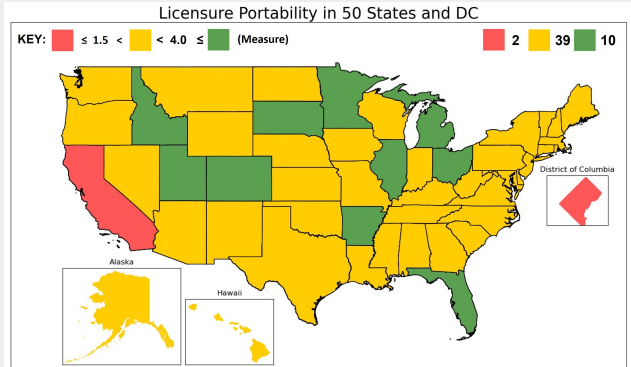


Data Source	Most Recent Survey Time Period Utilized	Date Last Updated
Department of Education - Civil Rights Data Collection District and School Data	SY 2017-2018	October 2020
Department of Education - EDFacts Graduation Rates (District and School Level)	SY 2018-2019	November 2020
Department of Education - National center for Education Statistics Common Core of Data Public Elementary/ Secondary School Universe Survey Data	SY 2019-2020	March 2021
Department of Education - National Center of Education Statistics Common Core of Data (School Search)	SY 2018-19 School Details and Enrollment Characteristics SY 2019-20 School Directory Information	April 2020 July 2020
Center for Education Policy Analysis: Stanford Education Data Archive (SEDA)	SY 2008-2009 through SY 2017-2018	February 2021

\* Public Education is Compiled using 60% Academic Performance, 20% School Climate, and 20% Service Offering.

### Licensure Portability

2019 2021



Accounting



Cosmetology



EMS



Engineering



Law



Nursing



Physical Therapy



Psychology



Teaching



Other Professions



Data Source	Most Recent Survey Time Period Utilized	Date Last Updated
State Laws, State Executive Orders, State Bar and Supreme Court Rules (Licensure)	Through Dec. 2021	Dec. 31, 2021

### Areas Requiring Additional Support

#### Public Education

Suspension Rate



Growth Measure



Student to Teacher



#### Licensure Language

#### Profession

Temporary license for 1 year No hassles

Accounting, Cosmetology, Engineering, Psychology, Teaching





# Support of Military Families - 2021

## Shaw Air Force Base, South Carolina

### Education and Licensure Assessment Narrative

#### Public Education:

(This assessment is a comparative analysis using colors to graphically display results for all criteria and categories. The colors are assigned using percentiles, divided into thirds, to provide information about a location's relative position compared to all other Department of the Air Force installations assessed)

- Shaw Air Force Base, South Carolina received an overall red rating for public education as it fell within the bottom 33 percent of all Air Force installations assessed

- The areas with the lowest relative ranking which require additional state/community support include Suspension Rate, Growth Measure, and Student to Teacher Ratio

- Change from 2019: Shaw Air Force Base, South Carolina's overall education rating changed from yellow to red from 2019.

#### Licensure Portability:

- The State of South Carolina received an overall yellow rating for licensure portability indicating the State statutes (primarily S455) contain barriers to licensure and certification portability for military spouses. This assessment was awarded for joining an interstate compact for Nursing. The State also provides temporary licensure to military spouses with no supervisory requirements for the Law profession

- Although South Carolina has enacted legislation to join the Physical Therapy Compact, as of the time of this assessment, the compact benefits are not yet being provided to military spouses as additional requirements need to be met in order for South Carolina to fully receive all of the compact privileges

- Barriers remain for Accounting, Cosmetology, Engineering, EMS, Psychology, Teaching, and Other Occupations which all include "substantially equivalent" requirements. This allows acceptance of another state's license if the requirements for obtaining the license are sufficiently similar to their own State's requirements and precludes acceptance if the requirements are not similar

- If you have additional information or recently made changes to your State's licensure statutes, you can send the updated information to [SAF.MRR.Workflow@us.af.mil](mailto:SAF.MRR.Workflow@us.af.mil) for consideration and potential changes to the assessment

- Change from 2019: Passing of legislation (S455) requiring substantially equivalent ("greater than or substantially similar") experience to receive licensing downgraded the assessment from green to yellow

#### Additional Notes:

- The education assessment cross references zip codes within the Military Housing Area (MHA) with zip codes of schools in the surrounding districts. Those school districts with zip codes that fall within the MHA of an installation are included in the analysis. In some locations, school district composition may have changed slightly due to the use of updated District IDs obtained from the Department of Education

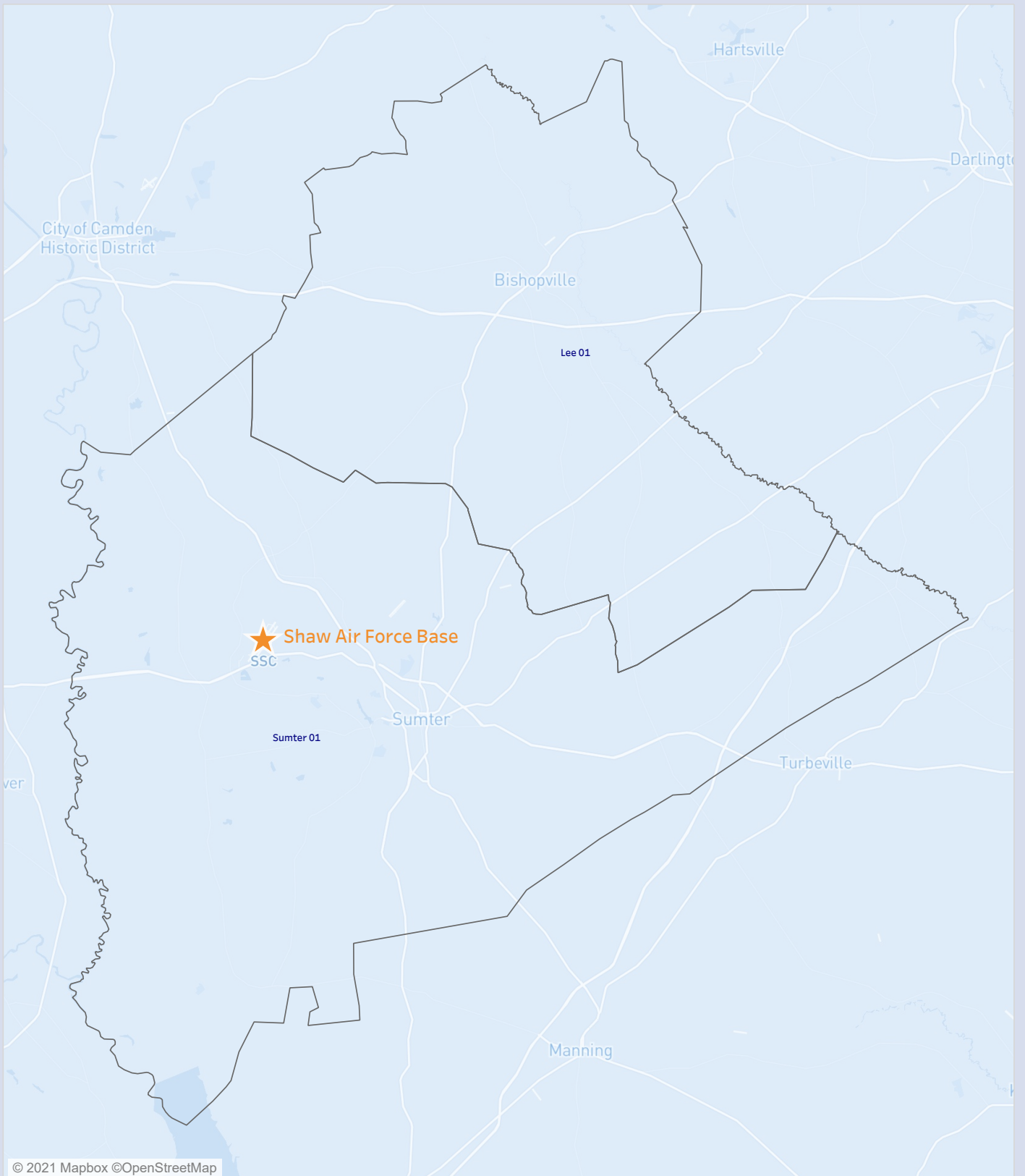
- Graduation rates reflect a 4-year graduation, which was determined to be the expectation of Airmen, Guardians, and their families due to frequency of relocation

- The licensure assessment uses a checklist of licensure rules that states should have, and that they should avoid. For example, having a compact or temporary licensing rule and NOT having supervisory requirements are checklist items that lead to green. The Department of the Air Force reviewed state policies and programs intended to eliminate barriers to license portability for military spouses that were in effect as of 31 Dec. 2021

For additional information on Education and Licensure assessment criteria, methodology and data sources, please see the Support of Military Families Background Information provided at [www.af.mil](http://www.af.mil) under the Support to Families banner. All questions and feedback should be directed to [SAF.MRR.Workflow@us.af.mil](mailto:SAF.MRR.Workflow@us.af.mil).

# Shaw Air Force Base, South Carolina

## School Districts Map




# Support of Military Families - 2021

## Ellsworth Air Force Base, South Dakota

### Public Education\*

2019 2021



KEY: ■ < 33.3% ≤ ■ < 66.6% ≤ ■ (Percentile):

### Academic Performance Criteria

2019 2021



Graduation Rate ■ ■

Student Learning Rate ■ ■

### School Climate Criteria



Chronic Absenteeism Rate ■ ■

Suspension Rate ■ ■

### Service Offering Criteria



Pre-Kindergarten Availability ■ ■

Student to Counselor Ratio ■ ■

Student to Mental Health Support Ratio ■ ■

Student to Nurse Ratio ■ ■

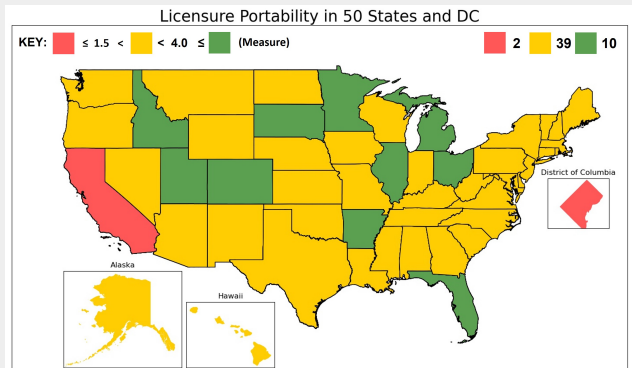
Student to Teacher Ratio ■ ■

Data Source	Most Recent Survey Time Period Utilized	Date Last Updated
Department of Education - Civil Rights Data Collection District and School Data	SY 2017-2018	October 2020
Department of Education - EDFacts Graduation Rates (District and School Level)	SY 2018-2019	November 2020
Department of Education - National center for Education Statistics Common Core of Data Public Elementary/ Secondary School Universe Survey Data	SY 2019-2020	March 2021
Department of Education - National Center of Education Statistics Common Core of Data (School Search)	SY 2018-19 School Details and Enrollment Characteristics SY 2019-20 School Directory Information	April 2020 July 2020
Center for Education Policy Analysis: Stanford Education Data Archive (SEDA)	SY 2008-2009 through SY 2017-2018	February 2021

\* Public Education is Compiled using 60% Academic Performance, 20% School Climate, and 20% Service Offering.

### Licensure Portability

2019 2021



Accounting ■ ■

Cosmetology ■ ■

EMS ■ ■

Engineering ■ ■

Law ■ ■

Nursing ■ ■

Physical Therapy ■ ■

Psychology ■ ■

Teaching ■ ■

Other Professions ■ ■

Data Source	Most Recent Survey Time Period Utilized	Date Last Updated
State Laws, State Executive Orders, State Bar and Supreme Court Rules (Licensure)	Through Dec. 2021	Dec. 31, 2021

### Areas Requiring Additional Support

#### Public Education

PreK ■

Graduation Rates ■

Chronic Absenteeism ■

# Support of Military Families - 2021

## Ellsworth Air Force Base, South Dakota

### Education and Licensure Assessment Narrative

#### Public Education:

(This assessment is a comparative analysis using colors to graphically display results for all criteria and categories. The colors are assigned using percentiles, divided into thirds, to provide information about a location's relative position compared to all other Department of the Air Force installations assessed)

- Ellsworth Air Force Base, South Dakota received an overall yellow rating for public education as it fell within the middle 33 percent of all Air Force installations assessed

- The areas with the lowest relative ranking which require additional state/community support include Pre-school Availability, Graduation Rates, and Chronic Absenteeism Rate

- Change from 2019: Ellsworth Air Force Base, South Dakota's overall education rating did not shift from 2019.

#### Licensure Portability:

- The State of South Dakota received an overall green rating for licensure portability indicating the State statutes (primarily SDCL § 36-1B-1) are effective in removing barriers to licensure and certification portability. Military spouses can easily transfer professional licenses and certificates from other states and sustain their careers. This assessment was awarded for language for all occupations that "State agencies shall issue licenses within 30 days to licensed military spouses" and joining interstate compacts for Nursing and Physical Therapy. Providing permanent licensure with no supervisory requirements for the Law profession removed barriers for military spouses as did not excluding any other occupations from licensure portability

- Barriers remain for Accounting, Cosmetology, Engineering, and Teaching which include a "substantial equivalency" requirements

- If you have additional information or recently made changes to your State's licensure statutes, you can send the updated information to [SAF.MRR.Workflow@us.af.mil](mailto:SAF.MRR.Workflow@us.af.mil) for consideration and potential changes to the assessment

- Change from 2019: Enacted legislation including the language that "State agencies shall issue licenses within 30 days to licensed military spouses" removed barriers for military spouses and transition the State's assessment from yellow to green

#### Additional Notes:

- The education assessment cross references zip codes within the Military Housing Area (MHA) with zip codes of schools in the surrounding districts. Those school districts with zip codes that fall within the MHA of an installation are included in the analysis. In some locations, school district composition may have changed slightly due to the use of updated District IDs obtained from the Department of Education

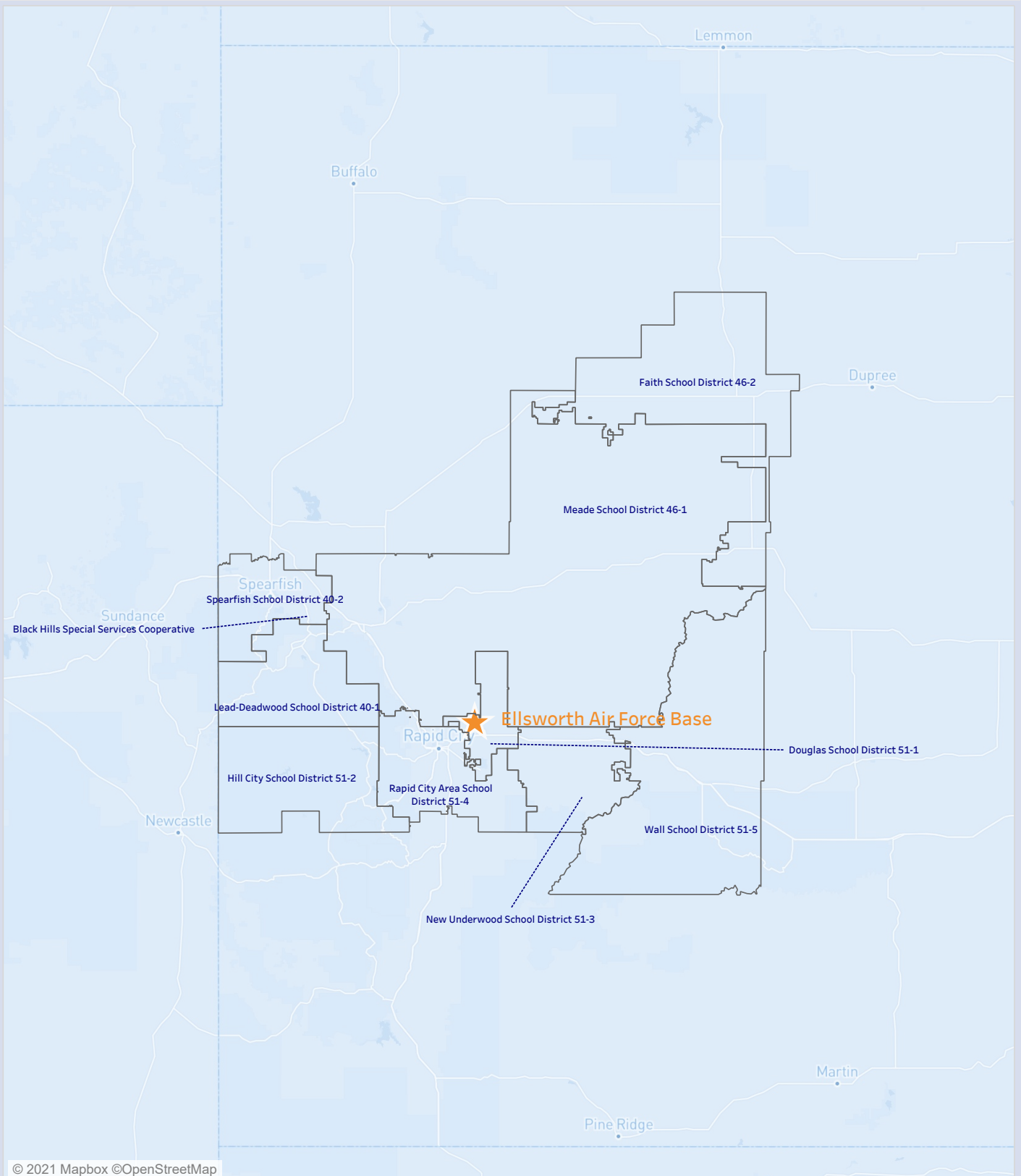
- Graduation rates reflect a 4-year graduation, which was determined to be the expectation of Airmen, Guardians, and their families due to frequency of relocation

- The licensure assessment uses a checklist of licensure rules that states should have, and that they should avoid. For example, having a compact or temporary licensing rule and NOT having supervisory requirements are checklist items that lead to green. The Department of the Air Force reviewed state policies and programs intended to eliminate barriers to license portability for military spouses that were in effect as of 31 Dec. 2021

For additional information on Education and Licensure assessment criteria, methodology and data sources, please see the Support of Military Families Background Information provided at [www.af.mil](http://www.af.mil) under the Support to Families banner. All questions and feedback should be directed to [SAF.MRR.Workflow@us.af.mil](mailto:SAF.MRR.Workflow@us.af.mil).

# Ellsworth Air Force Base, South Dakota

## School Districts Map




# Support of Military Families - 2021

## Joe Foss Field Air National Guard Station, South Dakota

### Public Education\*

2019 2021



KEY: ■ < 33.3% ≤ ■ < 66.6% ≤ ■ (Percentile):

### Academic Performance Criteria

2019 2021



Graduation Rate



Student Learning Rate



### School Climate Criteria



Chronic Absenteeism Rate



Suspension Rate



### Service Offering Criteria



Pre-Kindergarten Availability



Student to Counselor Ratio



Student to Mental Health Support Ratio



Student to Nurse Ratio



Student to Teacher Ratio



Data Source	Most Recent Survey Time Period Utilized	Date Last Updated
Department of Education - Civil Rights Data Collection District and School Data	SY 2017-2018	October 2020
Department of Education - EDFacts Graduation Rates (District and School Level)	SY 2018-2019	November 2020
Department of Education - National center for Education Statistics Common Core of Data Public Elementary/ Secondary School Universe Survey Data	SY 2019-2020	March 2021
Department of Education - National Center of Education Statistics Common Core of Data (School Search)	SY 2018-19 School Details and Enrollment Characteristics SY 2019-20 School Directory Information	April 2020 July 2020
Center for Education Policy Analysis: Stanford Education Data Archive (SEDA)	SY 2008-2009 through SY 2017-2018	February 2021

\* Public Education is Compiled using 60% Academic Performance, 20% School Climate, and 20% Service Offering.

### Licensure Portability

2019 2021



Accounting



Cosmetology



EMS



Engineering



Law



Nursing



Physical Therapy



Psychology



Teaching



Other Professions



Data Source	Most Recent Survey Time Period Utilized	Date Last Updated
State Laws, State Executive Orders, State Bar and Supreme Court Rules (Licensure)	Through Dec. 2021	Dec. 31, 2021

### Areas Requiring Additional Support

#### Public Education

PreK



Mental Health Support



Student to Nurse



# Support of Military Families - 2021

## Joe Foss Field Air National Guard Station, South Dakota

### Education and Licensure Assessment Narrative

#### Public Education:

(This assessment is a comparative analysis using colors to graphically display results for all criteria and categories. The colors are assigned using percentiles, divided into thirds, to provide information about a location's relative position compared to all other Department of the Air Force installations assessed)

- Joe Foss Field Air National Guard Station, South Dakota received an overall green rating for public education as it fell within the top 33 percent of all Air Force installations assessed

- The areas with the lowest relative ranking which require additional state/community support include Pre-school Availability, Student to Mental Health Professional Ratio, and Student to Nurse Ratio

- Change from 2019: Joe Foss Field Air National Guard Station, South Dakota's overall education rating did not shift from 2019.

#### Licensure Portability:

- The State of South Dakota received an overall green rating for licensure portability indicating the State statutes (primarily SDCL § 36-1B-1) are effective in removing barriers to licensure and certification portability. Military spouses can easily transfer professional licenses and certificates from other states and sustain their careers. This assessment was awarded for language for all occupations that "State agencies shall issue licenses within 30 days to licensed military spouses" and joining interstate compacts for Nursing and Physical Therapy. Providing permanent licensure with no supervisory requirements for the Law profession removed barriers for military spouses as did not excluding any other occupations from licensure portability

- Barriers remain for Accounting, Cosmetology, Engineering, and Teaching which include a "substantial equivalency" requirements

- If you have additional information or recently made changes to your State's licensure statutes, you can send the updated information to [SAF.MRR.Workflow@us.af.mil](mailto:SAF.MRR.Workflow@us.af.mil) for consideration and potential changes to the assessment

- Change from 2019: Enacted legislation including the language that "State agencies shall issue licenses within 30 days to licensed military spouses" removed barriers for military spouses and transition the State's assessment from yellow to green

#### Additional Notes:

- The education assessment cross references zip codes within the Military Housing Area (MHA) with zip codes of schools in the surrounding districts. Those school districts with zip codes that fall within the MHA of an installation are included in the analysis. In some locations, school district composition may have changed slightly due to the use of updated District IDs obtained from the Department of Education

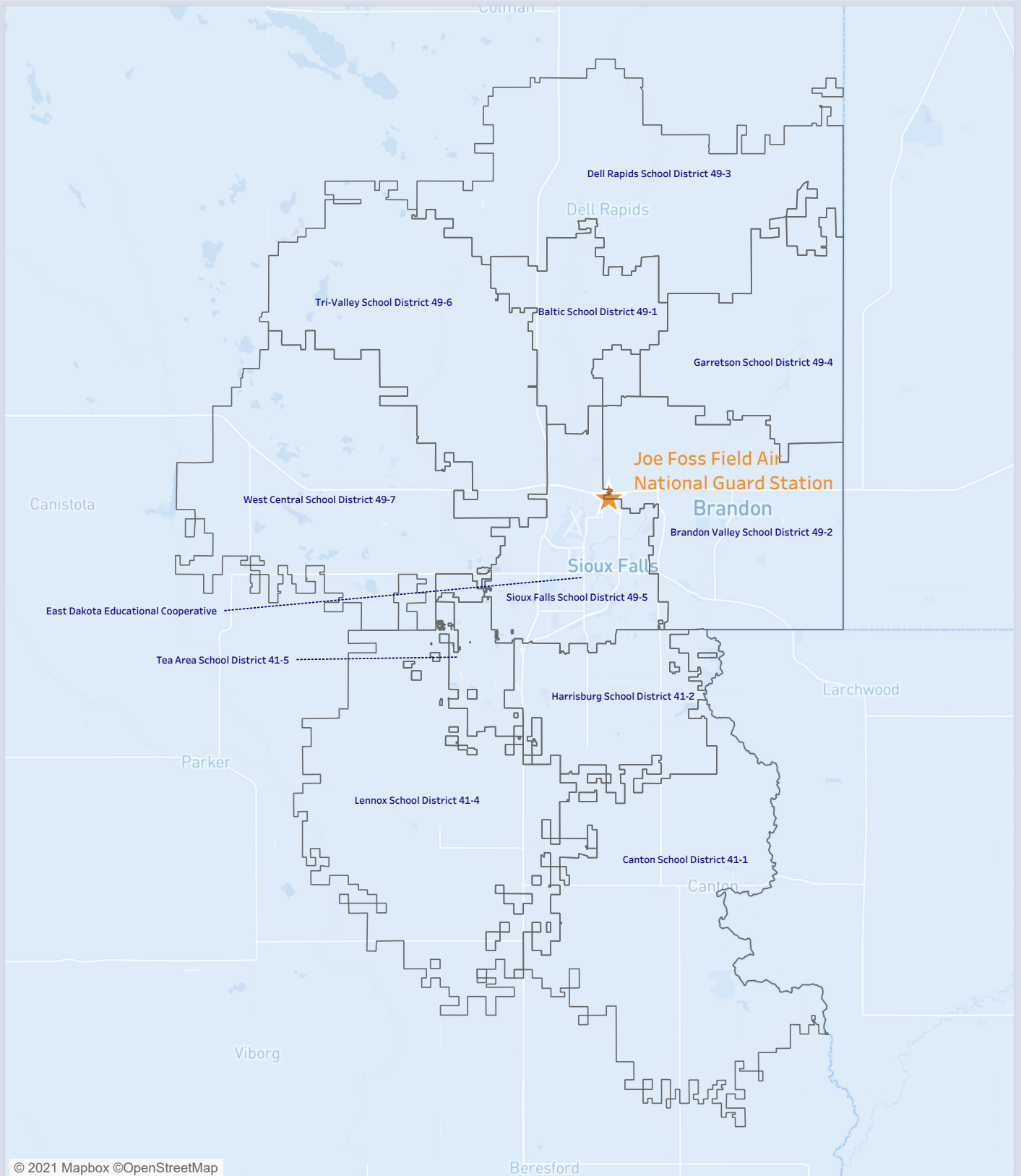
- Graduation rates reflect a 4-year graduation, which was determined to be the expectation of Airmen, Guardians, and their families due to frequency of relocation

- The licensure assessment uses a checklist of licensure rules that states should have, and that they should avoid. For example, having a compact or temporary licensing rule and NOT having supervisory requirements are checklist items that lead to green. The Department of the Air Force reviewed state policies and programs intended to eliminate barriers to license portability for military spouses that were in effect as of 31 Dec. 2021

For additional information on Education and Licensure assessment criteria, methodology and data sources, please see the Support of Military Families Background Information provided at [www.af.mil](http://www.af.mil) under the Support to Families banner. All questions and feedback should be directed to [SAF.MRR.Workflow@us.af.mil](mailto:SAF.MRR.Workflow@us.af.mil).

# Joe Foss Field Air National Guard Station, South Dakota

## School Districts Map



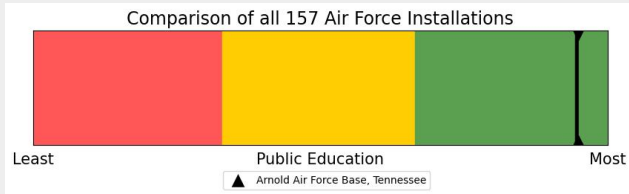


# Support of Military Families - 2021

## Arnold Air Force Base, Tennessee

### Public Education\*

2019 2021



KEY: ■ < 33.3% ≤ ■ < 66.6% ≤ ■ (Percentile):

### Academic Performance Criteria

2019 2021



Graduation Rate



Student Learning Rate



### School Climate Criteria



Chronic Absenteeism Rate



Suspension Rate



### Service Offering Criteria



Pre-Kindergarten Availability



Student to Counselor Ratio



Student to Mental Health Support Ratio



Student to Nurse Ratio



Student to Teacher Ratio



Data Source	Most Recent Survey Time Period Utilized	Date Last Updated
Department of Education - Civil Rights Data Collection District and School Data	SY 2017-2018	October 2020
Department of Education - EDFacts Graduation Rates (District and School Level)	SY 2018-2019	November 2020
Department of Education - National center for Education Statistics Common Core of Data Public Elementary/ Secondary School Universe Survey Data	SY 2019-2020	March 2021
Department of Education - National Center of Education Statistics Common Core of Data (School Search)	SY 2018-19 School Details and Enrollment Characteristics	April 2020
	SY 2019-20 School Directory Information	July 2020
Center for Education Policy Analysis: Stanford Education Data Archive (SEDA)	SY 2008-2009 through SY 2017-2018	February 2021

\* Public Education is Compiled using 60% Academic Performance, 20% School Climate, and 20% Service Offering.

### Licensure Portability

2019 2021



Accounting



Cosmetology



EMS



Engineering



Law



Nursing



Physical Therapy



Psychology



Teaching



Other Professions



Data Source	Most Recent Survey Time Period Utilized	Date Last Updated
State Laws, State Executive Orders, State Bar and Supreme Court Rules (Licensure)	Through Dec. 2021	Dec. 31, 2021

### Areas Requiring Additional Support

#### Public Education

Student to Counselor



Mental Health Support



PreK



#### Licensure Language

Statute excludes several other occupations

#### Profession

Other Professions



# Support of Military Families - 2021

## Arnold Air Force Base, Tennessee

### Education and Licensure Assessment Narrative

#### Public Education:

(This assessment is a comparative analysis using colors to graphically display results for all criteria and categories. The colors are assigned using percentiles, divided into thirds, to provide information about a location's relative position compared to all other Department of the Air Force installations assessed)

- Arnold Air Force Base, Tennessee received an overall green rating for public education as it fell within the top 33 percent of all Air Force installations assessed

- The areas with the lowest relative ranking which require additional state/community support include Student to Counselor Ratio, Student to Mental Health Professional Ratio, and Pre-school Availability

- Change from 2019: Arnold Air Force Base, Tennessee's overall education rating did not shift from 2019.

#### Licensure Portability:

The State of Tennessee received an overall yellow rating for licensure portability indicating the State statutes (primarily SB 384) contain barriers to licensure and certification portability for military spouses. This assessment was awarded for joining interstate compacts for Nursing, Physical Therapy and Psychology occupations, and temporary licensure to military spouses with no supervisory requirements for the Law profession

- Barriers still exist for Accounting, Cosmetology, Engineering, EMS (though a REPLICAS EMS compact exists), and Teaching which all include "substantial equivalency" requirements. This allows acceptance of another state's license if the requirements for obtaining the license are sufficiently similar to their own State's requirements and precludes acceptance if the requirements are not similar. Other Occupations also have barriers as current statute does not exclude any other occupations from licensure portability burdens

- If you have additional information or recently made changes to your State's licensure statutes, you can send the updated information to [SAF.MRR.Workflow@us.af.mil](mailto:SAF.MRR.Workflow@us.af.mil) for consideration and potential changes to the assessment

- Change from 2019: Despite creating an expedited issuance process for military spouses and joining the Psychology Interjurisdictional Compact, there were no changes to the State's statute and no change from the 2019 assessment

#### Additional Notes:

- The education assessment cross references zip codes within the Military Housing Area (MHA) with zip codes of schools in the surrounding districts. Those school districts with zip codes that fall within the MHA of an installation are included in the analysis. In some locations, school district composition may have changed slightly due to the use of updated District IDs obtained from the Department of Education

- Graduation rates reflect a 4-year graduation, which was determined to be the expectation of Airmen, Guardians, and their families due to frequency of relocation

- The licensure assessment uses a checklist of licensure rules that states should have, and that they should avoid. For example, having a compact or temporary licensing rule and NOT having supervisory requirements are checklist items that lead to green. The Department of the Air Force reviewed state policies and programs intended to eliminate barriers to license portability for military spouses that were in effect as of 31 Dec. 2021

For additional information on Education and Licensure assessment criteria, methodology and data sources, please see the Support of Military Families Background Information provided at [www.af.mil](http://www.af.mil) under the Support to Families banner. All questions and feedback should be directed to [SAF.MRR.Workflow@us.af.mil](mailto:SAF.MRR.Workflow@us.af.mil).

# Arnold Air Force Base, Tennessee

## School Districts Map

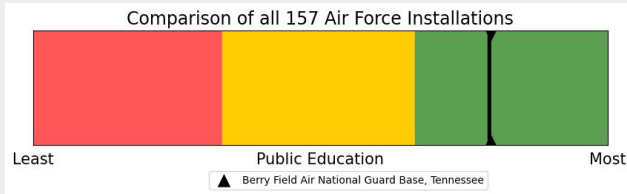


# Support of Military Families - 2021

## Berry Field Air National Guard Base, Tennessee

### Public Education\*

2019 2021



KEY: ■ < 33.3% ≤ ■ < 66.6% ≤ ■ (Percentile):

### Academic Performance Criteria

2019 2021



Graduation Rate



Student Learning Rate



### School Climate Criteria



Chronic Absenteeism Rate



Suspension Rate



### Service Offering Criteria



Pre-Kindergarten Availability



Student to Counselor Ratio



Student to Mental Health Support Ratio



Student to Nurse Ratio



Student to Teacher Ratio



Data Source	Most Recent Survey Time Period Utilized	Date Last Updated
Department of Education - Civil Rights Data Collection District and School Data	SY 2017-2018	October 2020
Department of Education - EDFacts Graduation Rates (District and School Level)	SY 2018-2019	November 2020
Department of Education - National center for Education Statistics Common Core of Data Public Elementary/ Secondary School Universe Survey Data	SY 2019-2020	March 2021
Department of Education - National Center of Education Statistics Common Core of Data (School Search)	SY 2018-19 School Details and Enrollment Characteristics	April 2020
	SY 2019-20 School Directory Information	July 2020
Center for Education Policy Analysis: Stanford Education Data Archive (SEDA)	SY 2008-2009 through SY 2017-2018	February 2021

\* Public Education is Compiled using 60% Academic Performance, 20% School Climate, and 20% Service Offering.

### Licensure Portability

2019 2021



Accounting

2019 2021



Cosmetology



EMS



Engineering



Law



Nursing



Physical Therapy



Psychology



Teaching



Other Professions



Data Source	Most Recent Survey Time Period Utilized	Date Last Updated
State Laws, State Executive Orders, State Bar and Supreme Court Rules (Licensure)	Through Dec. 2021	Dec. 31, 2021

### Areas Requiring Additional Support

#### Public Education

PreK



Suspension Rate



Mental Health Support



#### Licensure Language

Statute excludes several other occupations

#### Profession

Other Professions



# Support of Military Families - 2021

## Berry Field Air National Guard Base, Tennessee

### Education and Licensure Assessment Narrative

#### Public Education:

(This assessment is a comparative analysis using colors to graphically display results for all criteria and categories. The colors are assigned using percentiles, divided into thirds, to provide information about a location's relative position compared to all other Department of the Air Force installations assessed)

- Berry Field Air National Guard Base, Tennessee received an overall green rating for public education as it fell within the top 33 percent of all Air Force installations assessed

- The areas with the lowest relative ranking which require additional state/community support include Pre-school Availability, Suspension Rate, and Student to Mental Health Professional Ratio

- Change from 2019: Berry Field Air National Guard Base, Tennessee's overall education rating did not shift from 2019.

#### Licensure Portability:

The State of Tennessee received an overall yellow rating for licensure portability indicating the State statutes (primarily SB 384) contain barriers to licensure and certification portability for military spouses. This assessment was awarded for joining interstate compacts for Nursing, Physical Therapy and Psychology occupations, and temporary licensure to military spouses with no supervisory requirements for the Law profession

- Barriers still exist for Accounting, Cosmetology, Engineering, EMS (though a REPLICIA EMS compact exists), and Teaching which all include "substantial equivalency" requirements. This allows acceptance of another state's license if the requirements for obtaining the license are sufficiently similar to their own State's requirements and precludes acceptance if the requirements are not similar. Other Occupations also have barriers as current statute does not exclude any other occupations from licensure portability burdens

- If you have additional information or recently made changes to your State's licensure statutes, you can send the updated information to [SAF.MRR.Workflow@us.af.mil](mailto:SAF.MRR.Workflow@us.af.mil) for consideration and potential changes to the assessment

- Change from 2019: Despite creating an expedited issuance process for military spouses and joining the Psychology Interjurisdictional Compact, there were no changes to the State's statute and no change from the 2019 assessment

#### Additional Notes:

- The education assessment cross references zip codes within the Military Housing Area (MHA) with zip codes of schools in the surrounding districts. Those school districts with zip codes that fall within the MHA of an installation are included in the analysis. In some locations, school district composition may have changed slightly due to the use of updated District IDs obtained from the Department of Education

- Graduation rates reflect a 4-year graduation, which was determined to be the expectation of Airmen, Guardians, and their families due to frequency of relocation

- The licensure assessment uses a checklist of licensure rules that states should have, and that they should avoid. For example, having a compact or temporary licensing rule and NOT having supervisory requirements are checklist items that lead to green. The Department of the Air Force reviewed state policies and programs intended to eliminate barriers to license portability for military spouses that were in effect as of 31 Dec. 2021

For additional information on Education and Licensure assessment criteria, methodology and data sources, please see the Support of Military Families Background Information provided at [www.af.mil](http://www.af.mil) under the Support to Families banner. All questions and feedback should be directed to [SAF.MRR.Workflow@us.af.mil](mailto:SAF.MRR.Workflow@us.af.mil).

# Berry Field Air National Guard Base, Tennessee

## School Districts Map




# Support of Military Families - 2021

## McGhee Tyson Air National Guard Base, Tennessee

### Public Education\*

2019 2021



KEY: ■ < 33.3% ≤ ■ < 66.6% ≤ ■ (Percentile):

### Academic Performance Criteria

2019 2021



Graduation Rate



Student Learning Rate



### School Climate Criteria



Chronic Absenteeism Rate



Suspension Rate



### Service Offering Criteria



Pre-Kindergarten Availability



Student to Counselor Ratio



Student to Mental Health Support Ratio



Student to Nurse Ratio



Student to Teacher Ratio

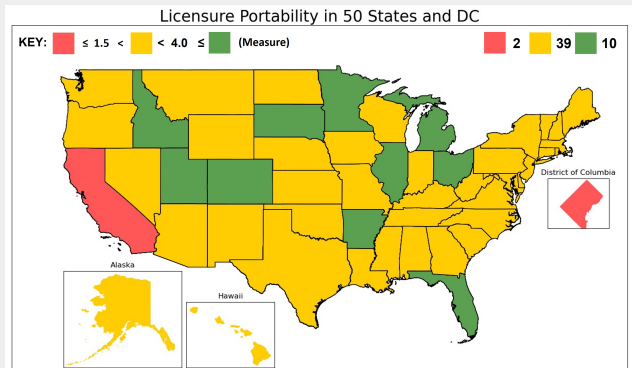


Data Source	Most Recent Survey Time Period Utilized	Date Last Updated
Department of Education - Civil Rights Data Collection District and School Data	SY 2017-2018	October 2020
Department of Education - EDFacts Graduation Rates (District and School Level)	SY 2018-2019	November 2020
Department of Education - National center for Education Statistics Common Core of Data Public Elementary/ Secondary School Universe Survey Data	SY 2019-2020	March 2021
Department of Education - National Center of Education Statistics Common Core of Data (School Search)	SY 2018-19 School Details and Enrollment Characteristics	April 2020
	SY 2019-20 School Directory Information	July 2020
Center for Education Policy Analysis: Stanford Education Data Archive (SEDA)	SY 2008-2009 through SY 2017-2018	February 2021

\* Public Education is Compiled using 60% Academic Performance, 20% School Climate, and 20% Service Offering.

### Licensure Portability

2019 2021



Accounting

2019 2021



Cosmetology



EMS



Engineering



Law



Nursing



Physical Therapy



Psychology



Teaching



Other Professions



Data Source	Most Recent Survey Time Period Utilized	Date Last Updated
State Laws, State Executive Orders, State Bar and Supreme Court Rules (Licensure)	Through Dec. 2021	Dec. 31, 2021

### Areas Requiring Additional Support

#### Public Education

PreK



Student to Counselor



Chronic Absenteeism



#### Licensure Language

Statute excludes several other occupations

#### Profession

Other Professions



# Support of Military Families - 2021

## McGhee Tyson Air National Guard Base, Tennessee

### Education and Licensure Assessment Narrative

#### Public Education:

(This assessment is a comparative analysis using colors to graphically display results for all criteria and categories. The colors are assigned using percentiles, divided into thirds, to provide information about a location's relative position compared to all other Department of the Air Force installations assessed)

- McGhee Tyson Air National Guard Base, Tennessee received an overall green rating for public education as it fell within the top 33 percent of all Air Force installations assessed
- The areas with the lowest relative ranking which require additional state/community support include Pre-school Availability, Student to Counselor Ratio, and Chronic Absenteeism Rate
- Change from 2019: McGhee Tyson Air National Guard Base, Tennessee's overall education rating did not shift from 2019.

#### Licensure Portability:

The State of Tennessee received an overall yellow rating for licensure portability indicating the State statutes (primarily SB 384) contain barriers to licensure and certification portability for military spouses. This assessment was awarded for joining interstate compacts for Nursing, Physical Therapy and Psychology occupations, and temporary licensure to military spouses with no supervisory requirements for the Law profession

- Barriers still exist for Accounting, Cosmetology, Engineering, EMS (though a REPLICIA EMS compact exists), and Teaching which all include "substantial equivalency" requirements. This allows acceptance of another state's license if the requirements for obtaining the license are sufficiently similar to their own State's requirements and precludes acceptance if the requirements are not similar. Other Occupations also have barriers as current statute does not exclude any other occupations from licensure portability burdens
- If you have additional information or recently made changes to your State's licensure statutes, you can send the updated information to [SAF.MRR.Workflow@us.af.mil](mailto:SAF.MRR.Workflow@us.af.mil) for consideration and potential changes to the assessment
- Change from 2019: Despite creating an expedited issuance process for military spouses and joining the Psychology Interjurisdictional Compact, there were no changes to the State's statute and no change from the 2019 assessment

#### Additional Notes:

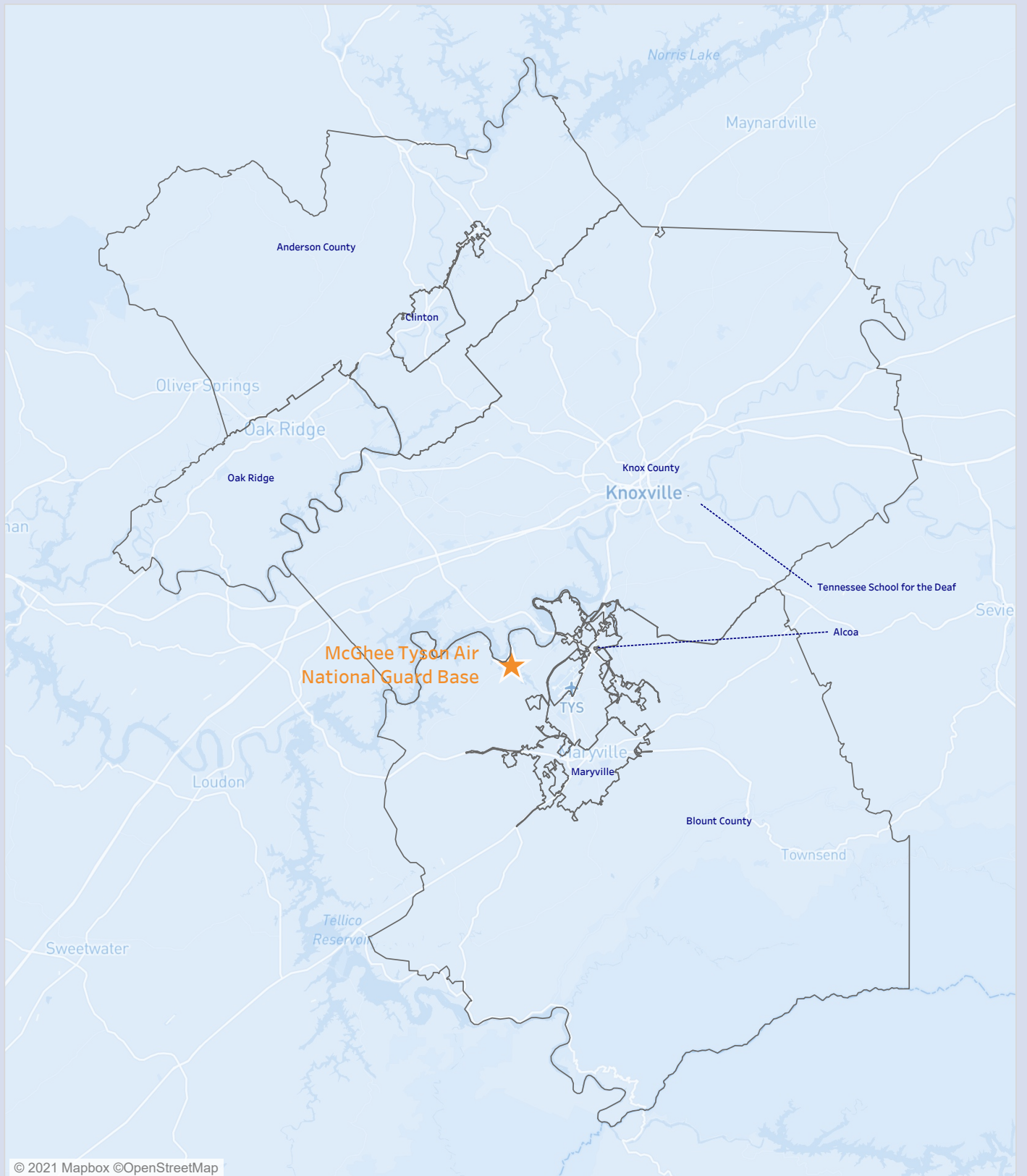
- The education assessment cross references zip codes within the Military Housing Area (MHA) with zip codes of schools in the surrounding districts. Those school districts with zip codes that fall within the MHA of an installation are included in the analysis. In some locations, school district composition may have changed slightly due to the use of updated District IDs obtained from the Department of Education
- Graduation rates reflect a 4-year graduation, which was determined to be the expectation of Airmen, Guardians, and their families due to frequency of relocation
- The licensure assessment uses a checklist of licensure rules that states should have, and that they should avoid. For example, having a compact or temporary licensing rule and NOT having supervisory requirements are checklist items that lead to green. The Department of the Air Force reviewed state policies and programs intended to eliminate barriers to license portability for military spouses that were in effect as of 31 Dec. 2021

For additional information on Education and Licensure assessment criteria, methodology and data sources, please see the Support of Military Families Background Information provided at [www.af.mil](http://www.af.mil) under the Support to Families banner. All questions and feedback should be directed to [SAF.MRR.Workflow@us.af.mil](mailto:SAF.MRR.Workflow@us.af.mil).



# McGhee Tyson Air National Guard Base, Tennessee

## School Districts Map




# Support of Military Families - 2021

## Memphis Air National Guard Base, Tennessee

### Public Education\*

2019 2021



KEY: ■ < 33.3% ≤ ■ < 66.6% ≤ ■ (Percentile):

### Academic Performance Criteria

2019 2021



Graduation Rate



Student Learning Rate



### School Climate Criteria



Chronic Absenteeism Rate



Suspension Rate



### Service Offering Criteria



Pre-Kindergarten Availability



Student to Counselor Ratio



Student to Mental Health Support Ratio



Student to Nurse Ratio



Student to Teacher Ratio

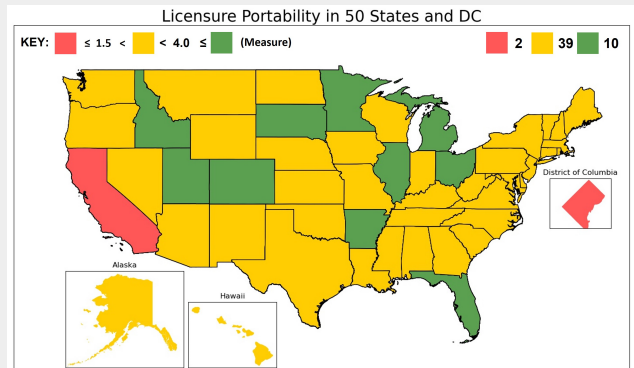


Data Source	Most Recent Survey Time Period Utilized	Date Last Updated
Department of Education - Civil Rights Data Collection District and School Data	SY 2017-2018	October 2020
Department of Education - EDFacts Graduation Rates (District and School Level)	SY 2018-2019	November 2020
Department of Education - National center for Education Statistics Common Core of Data Public Elementary/ Secondary School Universe Survey Data	SY 2019-2020	March 2021
Department of Education - National Center of Education Statistics Common Core of Data (School Search)	SY 2018-19 School Details and Enrollment Characteristics	April 2020
	SY 2019-20 School Directory Information	July 2020
Center for Education Policy Analysis: Stanford Education Data Archive (SEDA)	SY 2008-2009 through SY 2017-2018	February 2021

\* Public Education is Compiled using 60% Academic Performance, 20% School Climate, and 20% Service Offering.

### Licensure Portability

2019 2021



Accounting



Cosmetology



EMS



Engineering



Law



Nursing



Physical Therapy



Psychology



Teaching



Other Professions



Data Source	Most Recent Survey Time Period Utilized	Date Last Updated
State Laws, State Executive Orders, State Bar and Supreme Court Rules (Licensure)	Through Dec. 2021	Dec. 31, 2021

### Areas Requiring Additional Support

#### Public Education

Suspension Rate



Mental Health Support



Student to Nurse



#### Licensure Language

#### Profession

Statute excludes several other occupations

Other Professions



# Support of Military Families - 2021

## Memphis Air National Guard Base, Tennessee

### Education and Licensure Assessment Narrative

#### Public Education:

(This assessment is a comparative analysis using colors to graphically display results for all criteria and categories. The colors are assigned using percentiles, divided into thirds, to provide information about a location's relative position compared to all other Department of the Air Force installations assessed)

- Memphis Air National Guard Base, Tennessee received an overall yellow rating for public education as it fell within the middle 33 percent of all Air Force installations assessed
- The areas with the lowest relative ranking which require additional state/community support include Suspension Rate, Student to Mental Health Professional Ratio, and Student to Nurse Ratio
- Change from 2019: Memphis Air National Guard Base, Tennessee's overall education rating changed from green to yellow from 2019.

#### Licensure Portability:

The State of Tennessee received an overall yellow rating for licensure portability indicating the State statutes (primarily SB 384) contain barriers to licensure and certification portability for military spouses. This assessment was awarded for joining interstate compacts for Nursing, Physical Therapy and Psychology occupations, and temporary licensure to military spouses with no supervisory requirements for the Law profession

- Barriers still exist for Accounting, Cosmetology, Engineering, EMS (though a REPLICA EMS compact exists), and Teaching which all include "substantial equivalency" requirements. This allows acceptance of another state's license if the requirements for obtaining the license are sufficiently similar to their own State's requirements and precludes acceptance if the requirements are not similar. Other Occupations also have barriers as current statute does not exclude any other occupations from licensure portability burdens
- If you have additional information or recently made changes to your State's licensure statutes, you can send the updated information to [SAF.MRR.Workflow@us.af.mil](mailto:SAF.MRR.Workflow@us.af.mil) for consideration and potential changes to the assessment
- Change from 2019: Despite creating an expedited issuance process for military spouses and joining the Psychology Interjurisdictional Compact, there were no changes to the State's statute and no change from the 2019 assessment

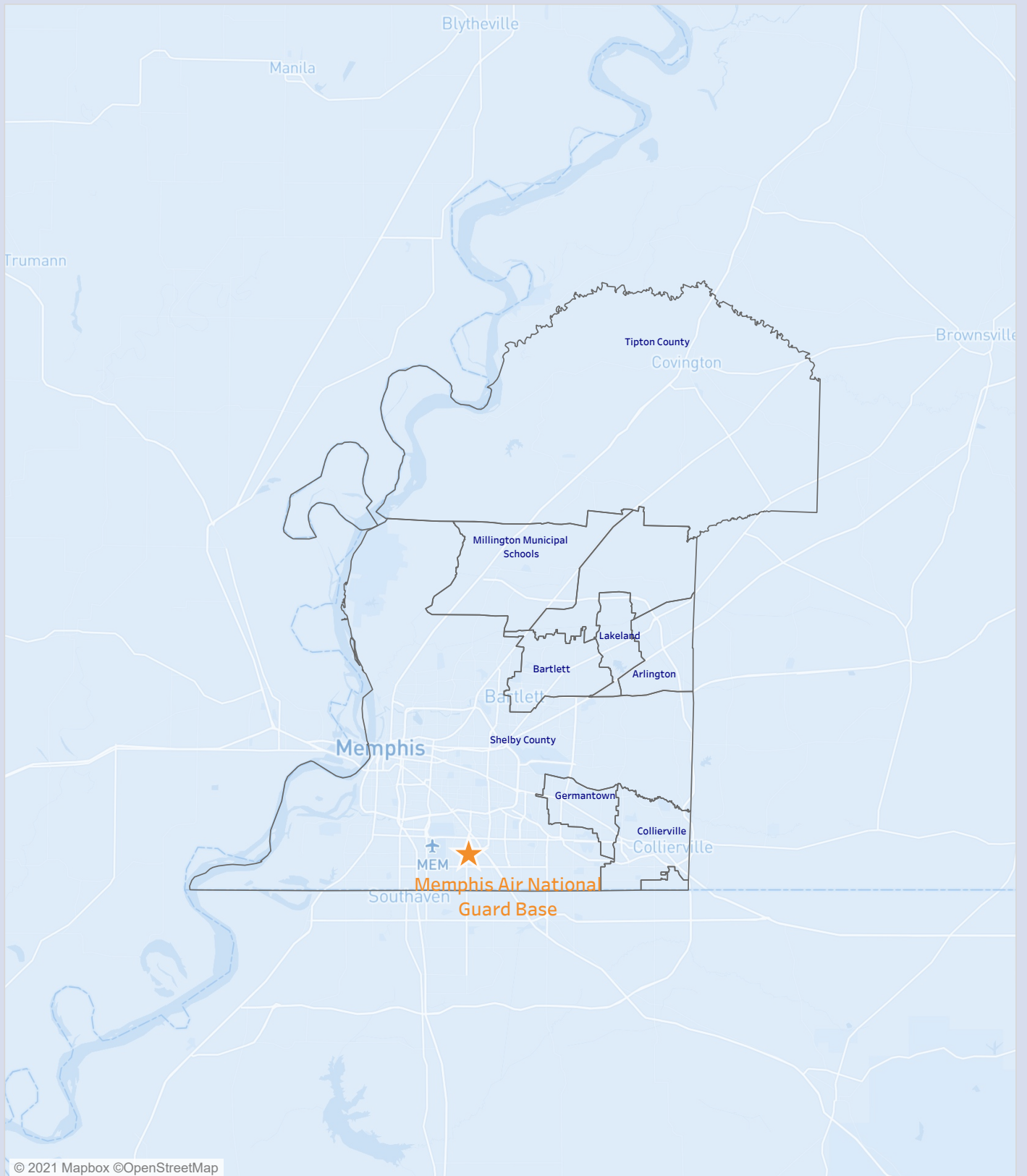
#### Additional Notes:

- The education assessment cross references zip codes within the Military Housing Area (MHA) with zip codes of schools in the surrounding districts. Those school districts with zip codes that fall within the MHA of an installation are included in the analysis. In some locations, school district composition may have changed slightly due to the use of updated District IDs obtained from the Department of Education
- Graduation rates reflect a 4-year graduation, which was determined to be the expectation of Airmen, Guardians, and their families due to frequency of relocation
- The licensure assessment uses a checklist of licensure rules that states should have, and that they should avoid. For example, having a compact or temporary licensing rule and NOT having supervisory requirements are checklist items that lead to green. The Department of the Air Force reviewed state policies and programs intended to eliminate barriers to license portability for military spouses that were in effect as of 31 Dec. 2021

For additional information on Education and Licensure assessment criteria, methodology and data sources, please see the Support of Military Families Background Information provided at [www.af.mil](http://www.af.mil) under the Support to Families banner. All questions and feedback should be directed to [SAF.MRR.Workflow@us.af.mil](mailto:SAF.MRR.Workflow@us.af.mil).

# Memphis Air National Guard Base, Tennessee

## School Districts Map

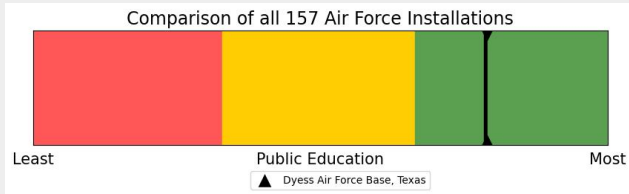


# Support of Military Families - 2021

## Dyess Air Force Base, Texas

### Public Education\*

2019 2021



KEY: ■ < 33.3% ≤ ■ < 66.6% ≤ ■ (Percentile):

### Academic Performance Criteria

2019 2021



Graduation Rate



Student Learning Rate



### School Climate Criteria



Chronic Absenteeism Rate



Suspension Rate



### Service Offering Criteria



Pre-Kindergarten Availability



Student to Counselor Ratio



Student to Mental Health Support Ratio



Student to Nurse Ratio



Student to Teacher Ratio



Data Source	Most Recent Survey Time Period Utilized	Date Last Updated
Department of Education - Civil Rights Data Collection District and School Data	SY 2017-2018	October 2020
Department of Education - EDFacts Graduation Rates (District and School Level)	SY 2018-2019	November 2020
Department of Education - National center for Education Statistics Common Core of Data Public Elementary/ Secondary School Universe Survey Data	SY 2019-2020	March 2021
Department of Education - National Center of Education Statistics Common Core of Data (School Search)	SY 2018-19 School Details and Enrollment Characteristics SY 2019-20 School Directory Information	April 2020 July 2020
Center for Education Policy Analysis: Stanford Education Data Archive (SEDA)	SY 2008-2009 through SY 2017-2018	February 2021

\* Public Education is Compiled using 60% Academic Performance, 20% School Climate, and 20% Service Offering.

### Licensure Portability

2019 2021



Accounting



Cosmetology



EMS



Engineering



Law



Nursing



Physical Therapy



Psychology



Teaching



Other Professions



Data Source	Most Recent Survey Time Period Utilized	Date Last Updated
State Laws, State Executive Orders, State Bar and Supreme Court Rules (Licensure)	Through Dec. 2021	Dec. 31, 2021

### Areas Requiring Additional Support

#### Public Education

Mental Health Support



Suspension Rate



PreK



#### Licensure Language

#### Profession

Substantial equivalence Issue license

Accounting,  
Cosmetology,  
Engineering,  
Psychology,  
Teaching



# Support of Military Families - 2021

## Dyess Air Force Base, Texas

### Education and Licensure Assessment Narrative

#### Public Education:

(This assessment is a comparative analysis using colors to graphically display results for all criteria and categories. The colors are assigned using percentiles, divided into thirds, to provide information about a location's relative position compared to all other Department of the Air Force installations assessed)

- Dyess Air Force Base, Texas received an overall green rating for public education as it fell within the top 33 percent of all Air Force installations assessed

- The areas with the lowest relative ranking which require additional state/community support include Student to Mental Health Professional Ratio, Suspension Rate, and Pre-school Availability

- Change from 2019: Dyess Air Force Base, Texas's overall education rating did not shift from 2019.

#### Licensure Portability:

- The State of Texas received an overall yellow rating for licensure portability indicating the State statutes (primarily V.T.C.A., Occupations Code § 55.0041) contain barriers to licensure and certification portability for military spouses. This assessment was awarded for joining interstate compacts for Nursing, Physical Therapy and Psychology. The State also provides permanent licensure with no supervisory requirements for the Law profession

- Barriers still exist for Accounting, Cosmetology, EMS (REPLICA Compact), Engineering, Psychology (PSYPACT), and Teaching which all include "substantial equivalency" requirements. This allows acceptance of another state's license if the requirements for obtaining the license are sufficiently similar to their own State's requirements and precludes acceptance if the requirements are not similar. Other Occupations also have barriers as current statute does not exclude any other occupations from licensure portability burdens

- If you have additional information or recently made changes to your State's licensure statutes, you can send the updated information to [SAF.MRR.Workflow@us.af.mil](mailto:SAF.MRR.Workflow@us.af.mil) for consideration and potential changes to the assessment

- Change from 2019: Despite improving accessibility through user friendly online applications, there were no changes to the State's statute and no change from the 2019 assessment

#### Additional Notes:

- The education assessment cross references zip codes within the Military Housing Area (MHA) with zip codes of schools in the surrounding districts. Those school districts with zip codes that fall within the MHA of an installation are included in the analysis. In some locations, school district composition may have changed slightly due to the use of updated District IDs obtained from the Department of Education

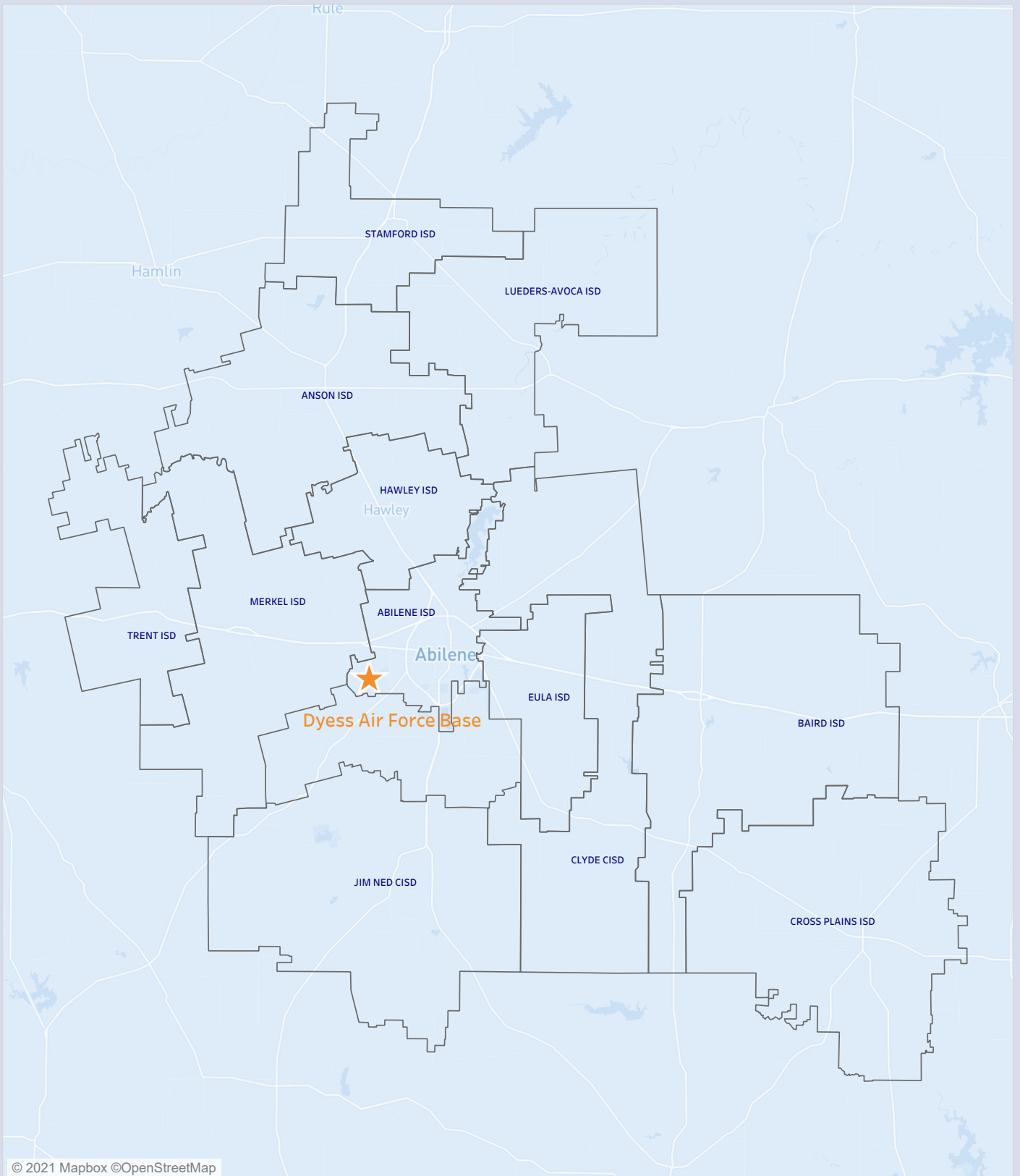
- Graduation rates reflect a 4-year graduation, which was determined to be the expectation of Airmen, Guardians, and their families due to frequency of relocation

- The licensure assessment uses a checklist of licensure rules that states should have, and that they should avoid. For example, having a compact or temporary licensing rule and NOT having supervisory requirements are checklist items that lead to green. The Department of the Air Force reviewed state policies and programs intended to eliminate barriers to license portability for military spouses that were in effect as of 31 Dec. 2021

For additional information on Education and Licensure assessment criteria, methodology and data sources, please see the Support of Military Families Background Information provided at [www.af.mil](http://www.af.mil) under the Support to Families banner. All questions and feedback should be directed to [SAF.MRR.Workflow@us.af.mil](mailto:SAF.MRR.Workflow@us.af.mil).

# Dyess Air Force Base, Texas

## School Districts Map




# Support of Military Families - 2021

## Ellington Field Joint Reserve Base, Texas

### Public Education\*

2019 2021



KEY: ■ < 33.3% ≤ ■ < 66.6% ≤ ■ (Percentile):

### Academic Performance Criteria

2019 2021



Graduation Rate



Student Learning Rate



### School Climate Criteria



Chronic Absenteeism Rate



Suspension Rate



### Service Offering Criteria



Pre-Kindergarten Availability



Student to Counselor Ratio



Student to Mental Health Support Ratio



Student to Nurse Ratio



Student to Teacher Ratio

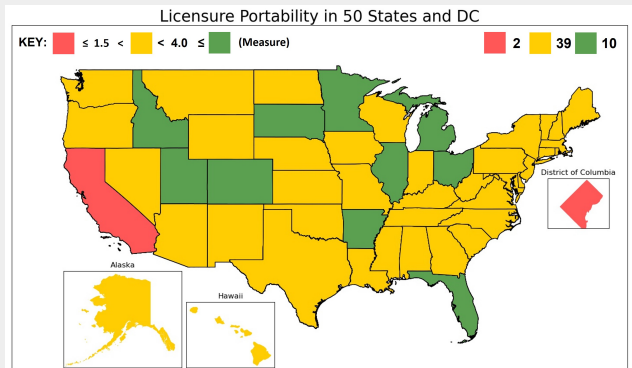


Data Source	Most Recent Survey Time Period Utilized	Date Last Updated
Department of Education - Civil Rights Data Collection District and School Data	SY 2017-2018	October 2020
Department of Education - EDFacts Graduation Rates (District and School Level)	SY 2018-2019	November 2020
Department of Education - National center for Education Statistics Common Core of Data Public Elementary/ Secondary School Universe Survey Data	SY 2019-2020	March 2021
Department of Education - National Center of Education Statistics Common Core of Data (School Search)	SY 2018-19 School Details and Enrollment Characteristics	April 2020
	SY 2019-20 School Directory Information	July 2020
Center for Education Policy Analysis: Stanford Education Data Archive (SEDA)	SY 2008-2009 through SY 2017-2018	February 2021

\* Public Education is Compiled using 60% Academic Performance, 20% School Climate, and 20% Service Offering.

### Licensure Portability

2019 2021



Accounting



Cosmetology



EMS



Engineering



Law



Nursing



Physical Therapy



Psychology



Teaching



Other Professions



Data Source	Most Recent Survey Time Period Utilized	Date Last Updated
State Laws, State Executive Orders, State Bar and Supreme Court Rules (Licensure)	Through Dec. 2021	Dec. 31, 2021

### Areas Requiring Additional Support

#### Public Education

Mental Health Support



Student to Counselor



Suspension Rate



#### Licensure Language

#### Profession

Substantial equivalence Issue license

Accounting, Cosmetology, Engineering, Psychology, Teaching





# Support of Military Families - 2021

## Ellington Field Joint Reserve Base, Texas

### Education and Licensure Assessment Narrative

#### Public Education:

(This assessment is a comparative analysis using colors to graphically display results for all criteria and categories. The colors are assigned using percentiles, divided into thirds, to provide information about a location's relative position compared to all other Department of the Air Force installations assessed)

- Ellington Field Joint Reserve Base, Texas received an overall green rating for public education as it fell within the top 33 percent of all Air Force installations assessed

- The areas with the lowest relative ranking which require additional state/community support include Student to Mental Health Professional Ratio, Student to Counselor Ratio, and Suspension Rate

- Change from 2019: Ellington Field Joint Reserve Base, Texas's overall education rating did not shift from 2019.

#### Licensure Portability:

- The State of Texas received an overall yellow rating for licensure portability indicating the State statutes (primarily V.T.C.A., Occupations Code § 55.0041) contain barriers to licensure and certification portability for military spouses. This assessment was awarded for joining interstate compacts for Nursing, Physical Therapy and Psychology. The State also provides permanent licensure with no supervisory requirements for the Law profession

- Barriers still exist for Accounting, Cosmetology, EMS (REPLICA Compact), Engineering, Psychology (PSYPACT), and Teaching which all include "substantial equivalency" requirements. This allows acceptance of another state's license if the requirements for obtaining the license are sufficiently similar to their own State's requirements and precludes acceptance if the requirements are not similar. Other Occupations also have barriers as current statute does not exclude any other occupations from licensure portability burdens

- If you have additional information or recently made changes to your State's licensure statutes, you can send the updated information to [SAF.MRR.Workflow@us.af.mil](mailto:SAF.MRR.Workflow@us.af.mil) for consideration and potential changes to the assessment

- Change from 2019: Despite improving accessibility through user friendly online applications, there were no changes to the State's statute and no change from the 2019 assessment

#### Additional Notes:

- The education assessment cross references zip codes within the Military Housing Area (MHA) with zip codes of schools in the surrounding districts. Those school districts with zip codes that fall within the MHA of an installation are included in the analysis. In some locations, school district composition may have changed slightly due to the use of updated District IDs obtained from the Department of Education

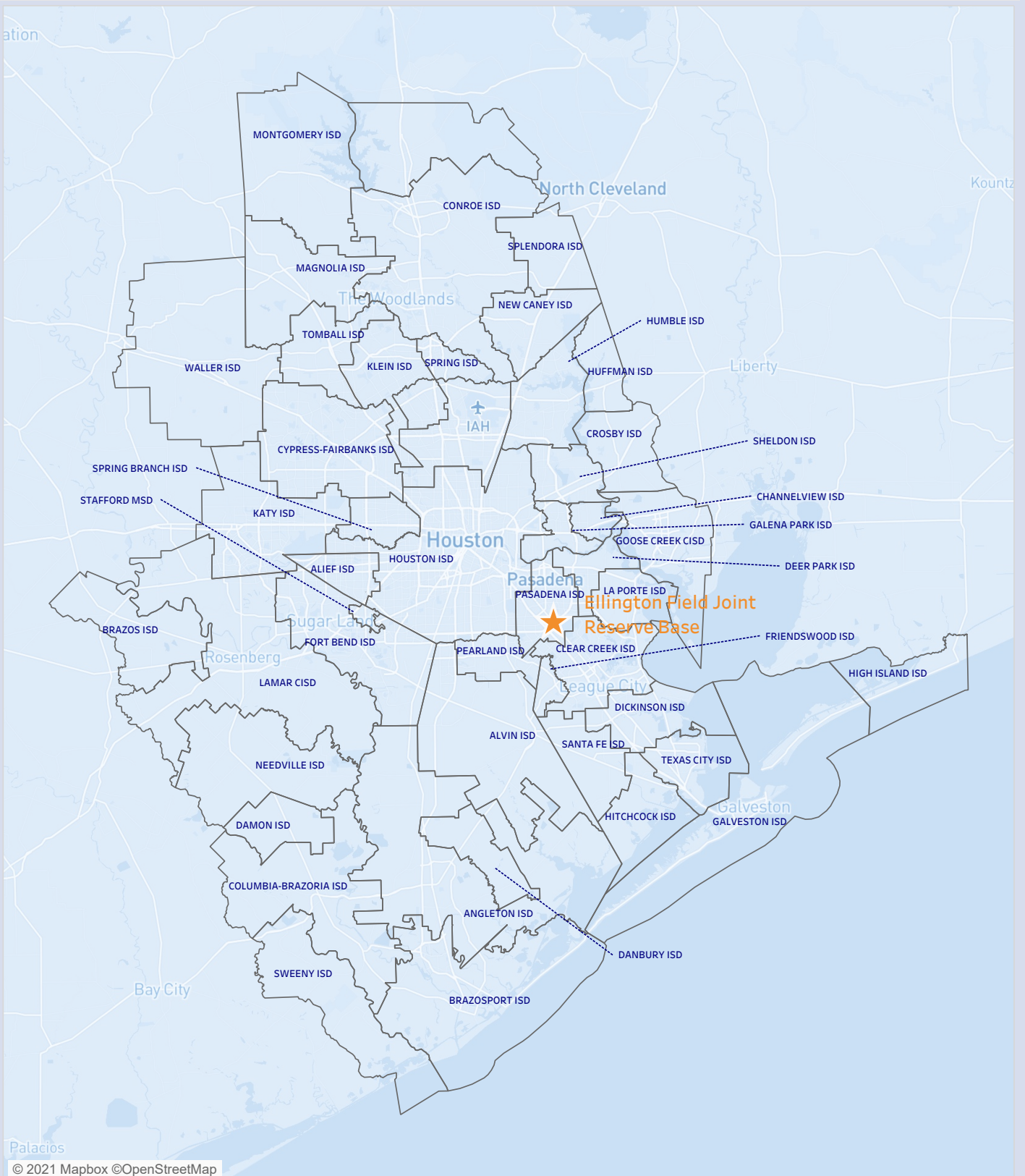
- Graduation rates reflect a 4-year graduation, which was determined to be the expectation of Airmen, Guardians, and their families due to frequency of relocation

- The licensure assessment uses a checklist of licensure rules that states should have, and that they should avoid. For example, having a compact or temporary licensing rule and NOT having supervisory requirements are checklist items that lead to green. The Department of the Air Force reviewed state policies and programs intended to eliminate barriers to license portability for military spouses that were in effect as of 31 Dec. 2021

For additional information on Education and Licensure assessment criteria, methodology and data sources, please see the Support of Military Families Background Information provided at [www.af.mil](http://www.af.mil) under the Support to Families banner. All questions and feedback should be directed to [SAF.MRR.Workflow@us.af.mil](mailto:SAF.MRR.Workflow@us.af.mil).

# Ellington Field Joint Reserve Base, Texas

## School Districts Map

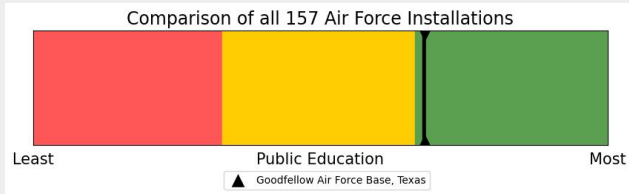


# Support of Military Families - 2021

## Goodfellow Air Force Base, Texas

### Public Education\*

2019 2021



KEY: ■ < 33.3% ≤ ■ < 66.6% ≤ ■ (Percentile):

### Academic Performance Criteria

2019 2021



Graduation Rate



Student Learning Rate



### School Climate Criteria



Chronic Absenteeism Rate



Suspension Rate



### Service Offering Criteria



Pre-Kindergarten Availability



Student to Counselor Ratio



Student to Mental Health Support Ratio



Student to Nurse Ratio



Student to Teacher Ratio



Data Source	Most Recent Survey Time Period Utilized	Date Last Updated
Department of Education - Civil Rights Data Collection District and School Data	SY 2017-2018	October 2020
Department of Education - EDFacts Graduation Rates (District and School Level)	SY 2018-2019	November 2020
Department of Education - National center for Education Statistics Common Core of Data Public Elementary/ Secondary School Universe Survey Data	SY 2019-2020	March 2021
Department of Education - National Center of Education Statistics Common Core of Data (School Search)	SY 2018-19 School Details and Enrollment Characteristics SY 2019-20 School Directory Information	April 2020 July 2020
Center for Education Policy Analysis: Stanford Education Data Archive (SEDA)	SY 2008-2009 through SY 2017-2018	February 2021

\* Public Education is Compiled using 60% Academic Performance, 20% School Climate, and 20% Service Offering.

### Licensure Portability

2019 2021



Accounting



Cosmetology



EMS



Engineering



Law



Nursing



Physical Therapy



Psychology



Teaching



Other Professions



Data Source	Most Recent Survey Time Period Utilized	Date Last Updated
State Laws, State Executive Orders, State Bar and Supreme Court Rules (Licensure)	Through Dec. 2021	Dec. 31, 2021

### Areas Requiring Additional Support

#### Public Education

Mental Health Support



PreK



Growth Measure



#### Licensure Language

#### Profession

Substantial equivalence Issue license

Accounting,  
Cosmetology,  
Engineering,  
Psychology,  
Teaching



# Support of Military Families - 2021

## Goodfellow Air Force Base, Texas

### Education and Licensure Assessment Narrative

#### Public Education:

(This assessment is a comparative analysis using colors to graphically display results for all criteria and categories. The colors are assigned using percentiles, divided into thirds, to provide information about a location's relative position compared to all other Department of the Air Force installations assessed)

- Goodfellow Air Force Base, Texas received an overall yellow rating for public education as it fell within the middle 33 percent of all Air Force installations assessed

- The areas with the lowest relative ranking which require additional state/community support include Student to Mental Health Professional Ratio, Pre-school Availability, and Growth Measure

- Change from 2019: Goodfellow Air Force Base, Texas's overall education rating changed from green to yellow from 2019.

#### Licensure Portability:

- The State of Texas received an overall yellow rating for licensure portability indicating the State statutes (primarily V.T.C.A., Occupations Code § 55.0041) contain barriers to licensure and certification portability for military spouses. This assessment was awarded for joining interstate compacts for Nursing, Physical Therapy and Psychology. The State also provides permanent licensure with no supervisory requirements for the Law profession

- Barriers still exist for Accounting, Cosmetology, EMS (REPLICA Compact), Engineering, Psychology (PSYPACT), and Teaching which all include "substantial equivalency" requirements. This allows acceptance of another state's license if the requirements for obtaining the license are sufficiently similar to their own State's requirements and precludes acceptance if the requirements are not similar. Other Occupations also have barriers as current statute does not exclude any other occupations from licensure portability burdens

- If you have additional information or recently made changes to your State's licensure statutes, you can send the updated information to [SAF.MRR.Workflow@us.af.mil](mailto:SAF.MRR.Workflow@us.af.mil) for consideration and potential changes to the assessment

- Change from 2019: Despite improving accessibility through user friendly online applications, there were no changes to the State's statute and no change from the 2019 assessment

#### Additional Notes:

- The education assessment cross references zip codes within the Military Housing Area (MHA) with zip codes of schools in the surrounding districts. Those school districts with zip codes that fall within the MHA of an installation are included in the analysis. In some locations, school district composition may have changed slightly due to the use of updated District IDs obtained from the Department of Education

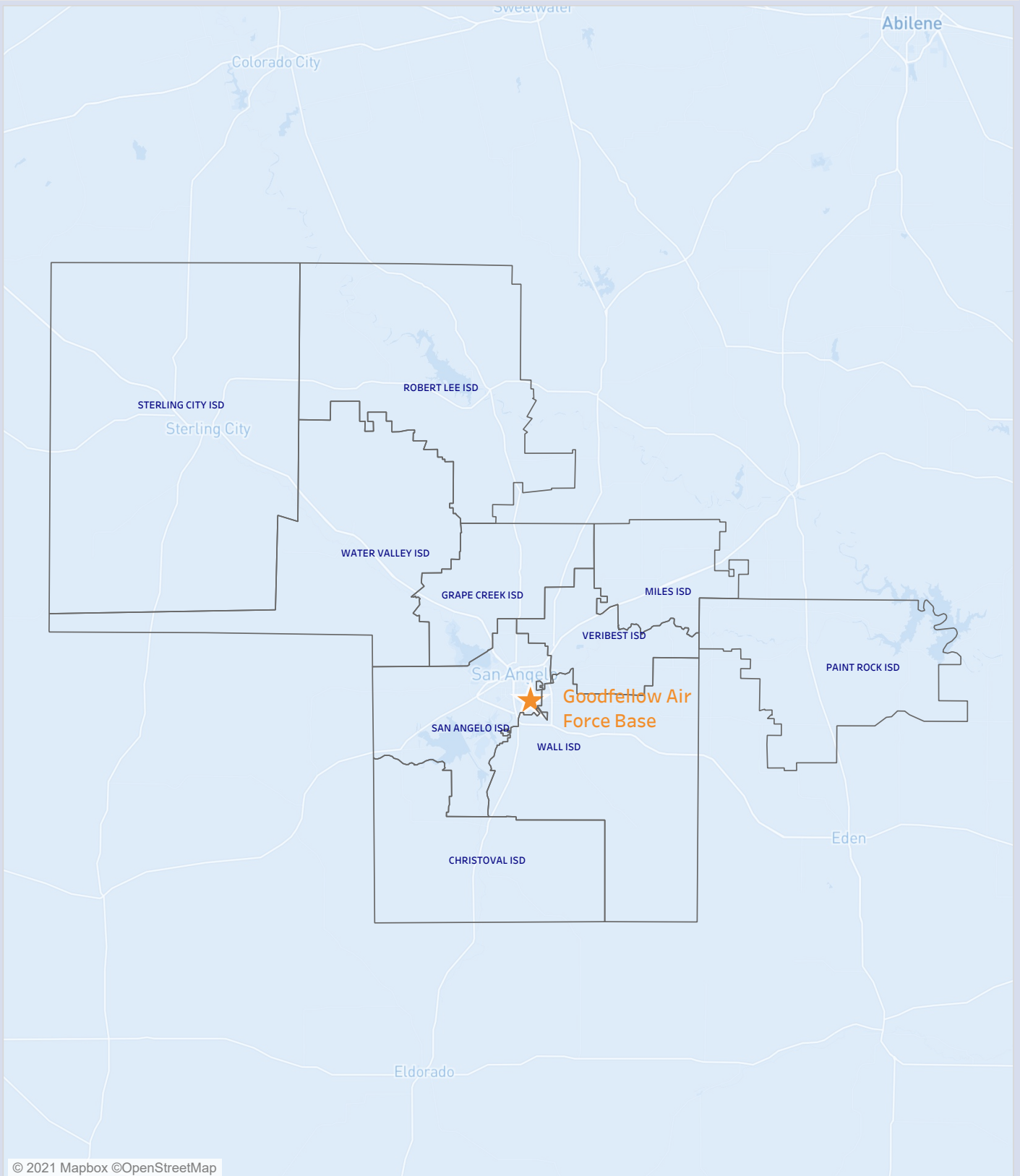
- Graduation rates reflect a 4-year graduation, which was determined to be the expectation of Airmen, Guardians, and their families due to frequency of relocation

- The licensure assessment uses a checklist of licensure rules that states should have, and that they should avoid. For example, having a compact or temporary licensing rule and NOT having supervisory requirements are checklist items that lead to green. The Department of the Air Force reviewed state policies and programs intended to eliminate barriers to license portability for military spouses that were in effect as of 31 Dec. 2021

For additional information on Education and Licensure assessment criteria, methodology and data sources, please see the Support of Military Families Background Information provided at [www.af.mil](http://www.af.mil) under the Support to Families banner. All questions and feedback should be directed to [SAF.MRR.Workflow@us.af.mil](mailto:SAF.MRR.Workflow@us.af.mil).

# Goodfellow Air Force Base, Texas

## School Districts Map

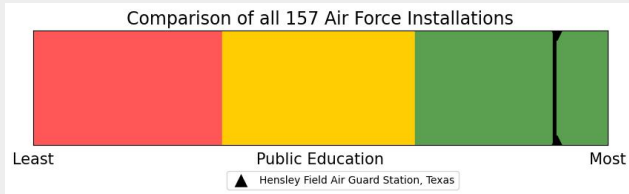


# Support of Military Families - 2021

## Hensley Field Air Guard Station, Texas

### Public Education\*

2019 2021



KEY: ■ < 33.3% ≤ ■ < 66.6% ≤ ■ (Percentile):

### Academic Performance Criteria

2019 2021



Graduation Rate



Student Learning Rate



### School Climate Criteria



Chronic Absenteeism Rate



Suspension Rate



### Service Offering Criteria



Pre-Kindergarten Availability



Student to Counselor Ratio



Student to Mental Health Support Ratio



Student to Nurse Ratio



Student to Teacher Ratio



Data Source	Most Recent Survey Time Period Utilized	Date Last Updated
Department of Education - Civil Rights Data Collection District and School Data	SY 2017-2018	October 2020
Department of Education - EDFacts Graduation Rates (District and School Level)	SY 2018-2019	November 2020
Department of Education - National center for Education Statistics Common Core of Data Public Elementary/ Secondary School Universe Survey Data	SY 2019-2020	March 2021
Department of Education - National Center of Education Statistics Common Core of Data (School Search)	SY 2018-19 School Details and Enrollment Characteristics	April 2020
	SY 2019-20 School Directory Information	July 2020
Center for Education Policy Analysis: Stanford Education Data Archive (SEDA)	SY 2008-2009 through SY 2017-2018	February 2021

\* Public Education is Compiled using 60% Academic Performance, 20% School Climate, and 20% Service Offering.

### Licensure Portability

2019 2021



Accounting



Cosmetology



EMS



Engineering



Law



Nursing



Physical Therapy



Psychology



Teaching



Other Professions



Data Source	Most Recent Survey Time Period Utilized	Date Last Updated
State Laws, State Executive Orders, State Bar and Supreme Court Rules (Licensure)	Through Dec. 2021	Dec. 31, 2021

### Areas Requiring Additional Support

#### Public Education

Mental Health Support



PreK



Suspension Rate



#### Licensure Language

#### Profession

Substantial equivalence Issue license

Accounting, Cosmetology, Engineering, Psychology, Teaching



# Support of Military Families - 2021

## Hensley Field Air Guard Station, Texas

### Education and Licensure Assessment Narrative

#### Public Education:

(This assessment is a comparative analysis using colors to graphically display results for all criteria and categories. The colors are assigned using percentiles, divided into thirds, to provide information about a location's relative position compared to all other Department of the Air Force installations assessed)

- Hensley Field Air Guard Station, Texas received an overall green rating for public education as it fell within the top 33 percent of all Air Force installations assessed

- The areas with the lowest relative ranking which require additional state/community support include Student to Mental Health Professional Ratio, Pre-school Availability, and Suspension Rate

- Change from 2019: Hensley Field Air Guard Station, Texas's overall education rating did not shift from 2019.

#### Licensure Portability:

- The State of Texas received an overall yellow rating for licensure portability indicating the State statutes (primarily V.T.C.A., Occupations Code § 55.0041) contain barriers to licensure and certification portability for military spouses. This assessment was awarded for joining interstate compacts for Nursing, Physical Therapy and Psychology. The State also provides permanent licensure with no supervisory requirements for the Law profession

- Barriers still exist for Accounting, Cosmetology, EMS (REPLICA Compact), Engineering, Psychology (PSYPACT), and Teaching which all include "substantial equivalency" requirements. This allows acceptance of another state's license if the requirements for obtaining the license are sufficiently similar to their own State's requirements and precludes acceptance if the requirements are not similar. Other Occupations also have barriers as current statute does not exclude any other occupations from licensure portability burdens

- If you have additional information or recently made changes to your State's licensure statutes, you can send the updated information to [SAF.MRR.Workflow@us.af.mil](mailto:SAF.MRR.Workflow@us.af.mil) for consideration and potential changes to the assessment

- Change from 2019: Despite improving accessibility through user friendly online applications, there were no changes to the State's statute and no change from the 2019 assessment

#### Additional Notes:

- The education assessment cross references zip codes within the Military Housing Area (MHA) with zip codes of schools in the surrounding districts. Those school districts with zip codes that fall within the MHA of an installation are included in the analysis. In some locations, school district composition may have changed slightly due to the use of updated District IDs obtained from the Department of Education

- Graduation rates reflect a 4-year graduation, which was determined to be the expectation of Airmen, Guardians, and their families due to frequency of relocation

- The licensure assessment uses a checklist of licensure rules that states should have, and that they should avoid. For example, having a compact or temporary licensing rule and NOT having supervisory requirements are checklist items that lead to green. The Department of the Air Force reviewed state policies and programs intended to eliminate barriers to license portability for military spouses that were in effect as of 31 Dec. 2021

For additional information on Education and Licensure assessment criteria, methodology and data sources, please see the Support of Military Families Background Information provided at [www.af.mil](http://www.af.mil) under the Support to Families banner. All questions and feedback should be directed to [SAF.MRR.Workflow@us.af.mil](mailto:SAF.MRR.Workflow@us.af.mil).

# Hensley Field Air Guard Station, Texas

## School Districts Map



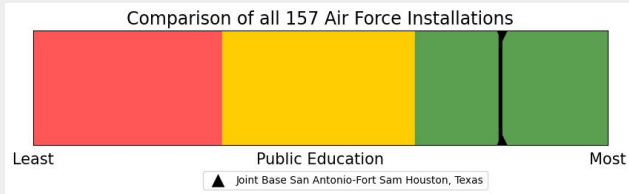


# Support of Military Families - 2021

## Joint Base San Antonio-Fort Sam Houston, Texas

### Public Education\*

2019 2021



KEY: ■ < 33.3% ≤ ■ < 66.6% ≤ ■ (Percentile):

### Academic Performance Criteria

2019 2021



Graduation Rate



Student Learning Rate



### School Climate Criteria



Chronic Absenteeism Rate



Suspension Rate



### Service Offering Criteria



Pre-Kindergarten Availability



Student to Counselor Ratio



Student to Mental Health Support Ratio



Student to Nurse Ratio



Student to Teacher Ratio



Data Source	Most Recent Survey Time Period Utilized	Date Last Updated
Department of Education - Civil Rights Data Collection District and School Data	SY 2017-2018	October 2020
Department of Education - EDFacts Graduation Rates (District and School Level)	SY 2018-2019	November 2020
Department of Education - National center for Education Statistics Common Core of Data Public Elementary/ Secondary School Universe Survey Data	SY 2019-2020	March 2021
Department of Education - National Center of Education Statistics Common Core of Data (School Search)	SY 2018-19 School Details and Enrollment Characteristics SY 2019-20 School Directory Information	April 2020 July 2020
Center for Education Policy Analysis: Stanford Education Data Archive (SEDA)	SY 2008-2009 through SY 2017-2018	February 2021

\* Public Education is Compiled using 60% Academic Performance, 20% School Climate, and 20% Service Offering.

### Licensure Portability

2019 2021



Accounting



Cosmetology



EMS



Engineering



Law



Nursing



Physical Therapy



Psychology



Teaching



Other Professions



Data Source	Most Recent Survey Time Period Utilized	Date Last Updated
State Laws, State Executive Orders, State Bar and Supreme Court Rules (Licensure)	Through Dec. 2021	Dec. 31, 2021

### Areas Requiring Additional Support

#### Public Education

Mental Health Support



Student to Teacher



Suspension Rate



#### Licensure Language

#### Profession

Substantial equivalence Issue license

Accounting, Cosmetology, Engineering, Psychology, Teaching



# Support of Military Families - 2021

## Joint Base San Antonio-Fort Sam Houston, Texas

### Education and Licensure Assessment Narrative

#### Public Education:

(This assessment is a comparative analysis using colors to graphically display results for all criteria and categories. The colors are assigned using percentiles, divided into thirds, to provide information about a location's relative position compared to all other Department of the Air Force installations assessed)

- Joint Base San Antonio-Fort Sam Houston, Texas received an overall green rating for public education as it fell within the top 33 percent of all Air Force installations assessed

- The areas with the lowest relative ranking which require additional state/community support include Student to Mental Health Professional Ratio, Student to Teacher Ratio, and Suspension Rate

- Change from 2019: Joint Base San Antonio-Fort Sam Houston, Texas's overall education rating did not shift from 2019.

#### Licensure Portability:

- The State of Texas received an overall yellow rating for licensure portability indicating the State statutes (primarily V.T.C.A., Occupations Code § 55.0041) contain barriers to licensure and certification portability for military spouses. This assessment was awarded for joining interstate compacts for Nursing, Physical Therapy and Psychology. The State also provides permanent licensure with no supervisory requirements for the Law profession

- Barriers still exist for Accounting, Cosmetology, EMS (REPLICA Compact), Engineering, Psychology (PSYPACT), and Teaching which all include "substantial equivalency" requirements. This allows acceptance of another state's license if the requirements for obtaining the license are sufficiently similar to their own State's requirements and precludes acceptance if the requirements are not similar. Other Occupations also have barriers as current statute does not exclude any other occupations from licensure portability burdens

- If you have additional information or recently made changes to your State's licensure statutes, you can send the updated information to [SAF.MRR.Workflow@us.af.mil](mailto:SAF.MRR.Workflow@us.af.mil) for consideration and potential changes to the assessment

- Change from 2019: Despite improving accessibility through user friendly online applications, there were no changes to the State's statute and no change from the 2019 assessment

#### Additional Notes:

- The education assessment cross references zip codes within the Military Housing Area (MHA) with zip codes of schools in the surrounding districts. Those school districts with zip codes that fall within the MHA of an installation are included in the analysis. In some locations, school district composition may have changed slightly due to the use of updated District IDs obtained from the Department of Education

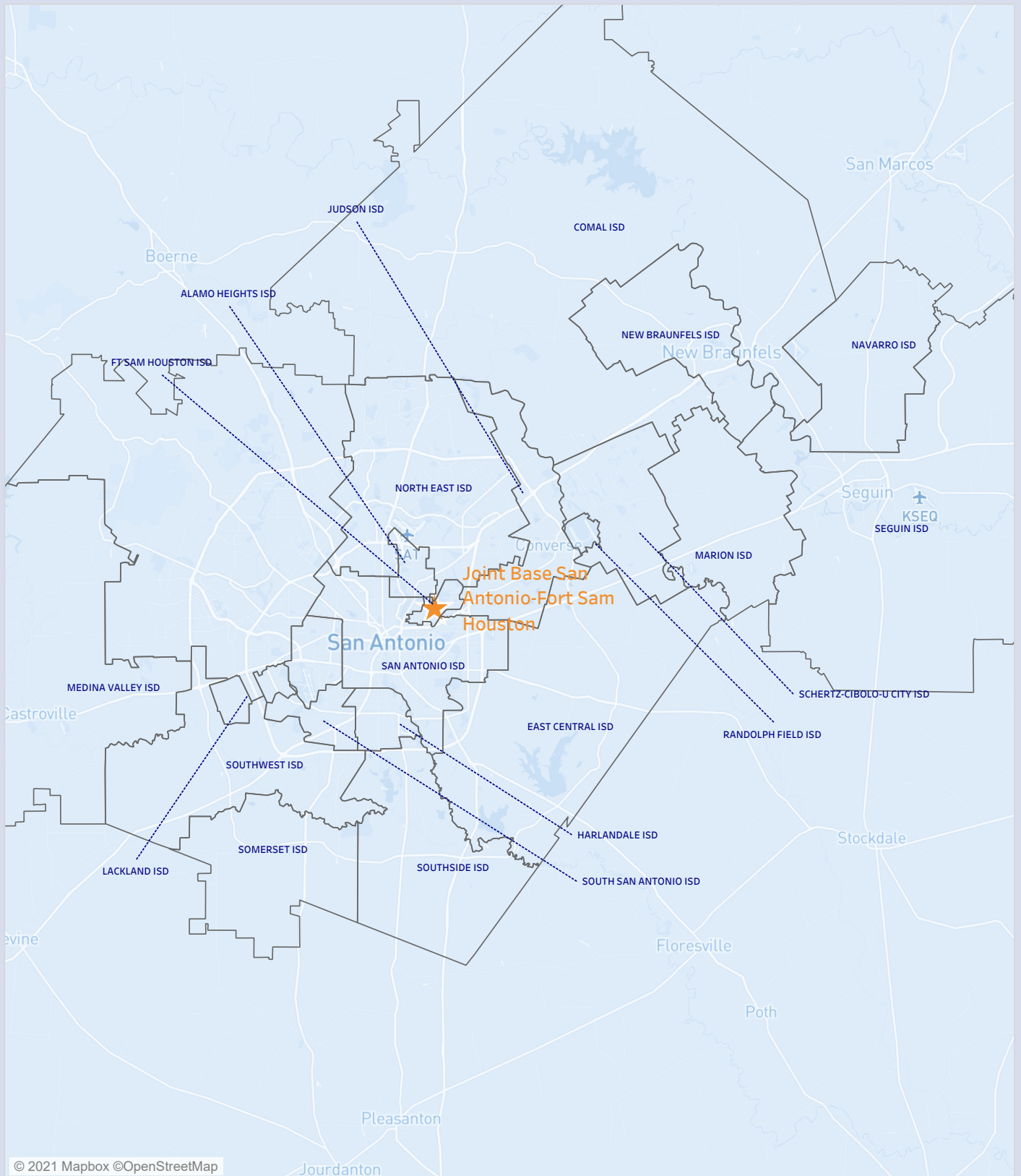
- Graduation rates reflect a 4-year graduation, which was determined to be the expectation of Airmen, Guardians, and their families due to frequency of relocation

- The licensure assessment uses a checklist of licensure rules that states should have, and that they should avoid. For example, having a compact or temporary licensing rule and NOT having supervisory requirements are checklist items that lead to green. The Department of the Air Force reviewed state policies and programs intended to eliminate barriers to license portability for military spouses that were in effect as of 31 Dec. 2021

For additional information on Education and Licensure assessment criteria, methodology and data sources, please see the Support of Military Families Background Information provided at [www.af.mil](http://www.af.mil) under the Support to Families banner. All questions and feedback should be directed to [SAF.MRR.Workflow@us.af.mil](mailto:SAF.MRR.Workflow@us.af.mil).

# Joint Base San Antonio-Fort Sam Houston, Texas

## School Districts Map

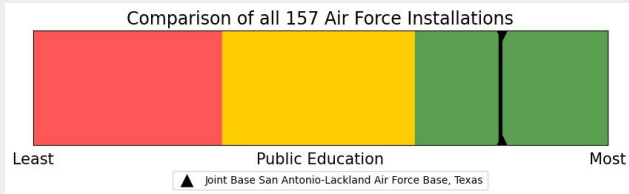


# Support of Military Families - 2021

## Joint Base San Antonio-Lackland Air Force Base, Texas

### Public Education\*

2019 2021



KEY: ■ < 33.3% ≤ ■ < 66.6% ≤ ■ (Percentile):

### Academic Performance Criteria

2019 2021



Graduation Rate



Student Learning Rate



### School Climate Criteria



Chronic Absenteeism Rate



Suspension Rate



### Service Offering Criteria



Pre-Kindergarten Availability



Student to Counselor Ratio



Student to Mental Health Support Ratio



Student to Nurse Ratio



Student to Teacher Ratio



Data Source	Most Recent Survey Time Period Utilized	Date Last Updated
Department of Education - Civil Rights Data Collection District and School Data	SY 2017-2018	October 2020
Department of Education - EDFacts Graduation Rates (District and School Level)	SY 2018-2019	November 2020
Department of Education - National center for Education Statistics Common Core of Data Public Elementary/ Secondary School Universe Survey Data	SY 2019-2020	March 2021
Department of Education - National Center of Education Statistics Common Core of Data (School Search)	SY 2018-19 School Details and Enrollment Characteristics SY 2019-20 School Directory Information	April 2020 July 2020
Center for Education Policy Analysis: Stanford Education Data Archive (SEDA)	SY 2008-2009 through SY 2017-2018	February 2021

\* Public Education is Compiled using 60% Academic Performance, 20% School Climate, and 20% Service Offering.

### Licensure Portability

2019 2021



Accounting



Cosmetology



EMS



Engineering



Law



Nursing



Physical Therapy



Psychology



Teaching



Other Professions



Data Source	Most Recent Survey Time Period Utilized	Date Last Updated
State Laws, State Executive Orders, State Bar and Supreme Court Rules (Licensure)	Through Dec. 2021	Dec. 31, 2021

### Areas Requiring Additional Support

#### Public Education

Mental Health Support



Student to Teacher



Suspension Rate



#### Licensure Language

#### Profession

Substantial equivalence Issue license

Accounting,  
Cosmetology,  
Engineering,  
Psychology,  
Teaching



# Support of Military Families - 2021

## Joint Base San Antonio-Lackland Air Force Base, Texas

### Education and Licensure Assessment Narrative

#### Public Education:

(This assessment is a comparative analysis using colors to graphically display results for all criteria and categories. The colors are assigned using percentiles, divided into thirds, to provide information about a location's relative position compared to all other Department of the Air Force installations assessed)

- Joint Base San Antonio-Lackland Air Force Base, Texas received an overall green rating for public education as it fell within the top 33 percent of all Air Force installations assessed

- The areas with the lowest relative ranking which require additional state/community support include Student to Mental Health Professional Ratio, Student to Teacher Ratio, and Suspension Rate

- Change from 2019: Joint Base San Antonio-Lackland Air Force Base, Texas's overall education rating did not shift from 2019.

#### Licensure Portability:

- The State of Texas received an overall yellow rating for licensure portability indicating the State statutes (primarily V.T.C.A., Occupations Code § 55.0041) contain barriers to licensure and certification portability for military spouses. This assessment was awarded for joining interstate compacts for Nursing, Physical Therapy and Psychology. The State also provides permanent licensure with no supervisory requirements for the Law profession

- Barriers still exist for Accounting, Cosmetology, EMS (REPLICA Compact), Engineering, Psychology (PSYPACT), and Teaching which all include "substantial equivalency" requirements. This allows acceptance of another state's license if the requirements for obtaining the license are sufficiently similar to their own State's requirements and precludes acceptance if the requirements are not similar. Other Occupations also have barriers as current statute does not exclude any other occupations from licensure portability burdens

- If you have additional information or recently made changes to your State's licensure statutes, you can send the updated information to [SAF.MRR.Workflow@us.af.mil](mailto:SAF.MRR.Workflow@us.af.mil) for consideration and potential changes to the assessment

- Change from 2019: Despite improving accessibility through user friendly online applications, there were no changes to the State's statute and no change from the 2019 assessment

#### Additional Notes:

- The education assessment cross references zip codes within the Military Housing Area (MHA) with zip codes of schools in the surrounding districts. Those school districts with zip codes that fall within the MHA of an installation are included in the analysis. In some locations, school district composition may have changed slightly due to the use of updated District IDs obtained from the Department of Education

- Graduation rates reflect a 4-year graduation, which was determined to be the expectation of Airmen, Guardians, and their families due to frequency of relocation

- The licensure assessment uses a checklist of licensure rules that states should have, and that they should avoid. For example, having a compact or temporary licensing rule and NOT having supervisory requirements are checklist items that lead to green. The Department of the Air Force reviewed state policies and programs intended to eliminate barriers to license portability for military spouses that were in effect as of 31 Dec. 2021

For additional information on Education and Licensure assessment criteria, methodology and data sources, please see the Support of Military Families Background Information provided at [www.af.mil](http://www.af.mil) under the Support to Families banner. All questions and feedback should be directed to [SAF.MRR.Workflow@us.af.mil](mailto:SAF.MRR.Workflow@us.af.mil).

# Joint Base San Antonio-Lackland Air Force Base, Texas

## School Districts Map

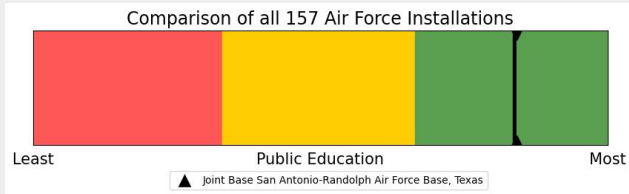


# Support of Military Families - 2021

## Joint Base San Antonio-Randolph Air Force Base, Texas

### Public Education\*

2019 2021



KEY: ■ < 33.3% ≤ ■ < 66.6% ≤ ■ (Percentile):

### Academic Performance Criteria

2019 2021



Graduation Rate



Student Learning Rate



### School Climate Criteria



Chronic Absenteeism Rate



Suspension Rate



### Service Offering Criteria



Pre-Kindergarten Availability



Student to Counselor Ratio



Student to Mental Health Support Ratio



Student to Nurse Ratio



Student to Teacher Ratio

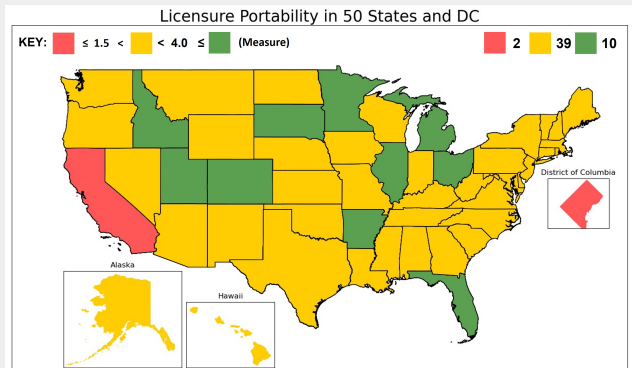


Data Source	Most Recent Survey Time Period Utilized	Date Last Updated
Department of Education - Civil Rights Data Collection District and School Data	SY 2017-2018	October 2020
Department of Education - EDFacts Graduation Rates (District and School Level)	SY 2018-2019	November 2020
Department of Education - National center for Education Statistics Common Core of Data Public Elementary/ Secondary School Universe Survey Data	SY 2019-2020	March 2021
Department of Education - National Center of Education Statistics Common Core of Data (School Search)	SY 2018-19 School Details and Enrollment Characteristics SY 2019-20 School Directory Information	April 2020 July 2020
Center for Education Policy Analysis: Stanford Education Data Archive (SEDA)	SY 2008-2009 through SY 2017-2018	February 2021

\* Public Education is Compiled using 60% Academic Performance, 20% School Climate, and 20% Service Offering.

### Licensure Portability

2019 2021



Accounting



Cosmetology



EMS



Engineering



Law



Nursing



Physical Therapy



Psychology



Teaching



Other Professions



Data Source	Most Recent Survey Time Period Utilized	Date Last Updated
State Laws, State Executive Orders, State Bar and Supreme Court Rules (Licensure)	Through Dec. 2021	Dec. 31, 2021

### Areas Requiring Additional Support

#### Public Education

Mental Health Support



Student to Teacher



Suspension Rate



#### Licensure Language

#### Profession

Substantial equivalence Issue license

Accounting, Cosmetology, Engineering, Psychology, Teaching



# Support of Military Families - 2021

## Joint Base San Antonio-Randolph Air Force Base, Texas

### Education and Licensure Assessment Narrative

#### Public Education:

(This assessment is a comparative analysis using colors to graphically display results for all criteria and categories. The colors are assigned using percentiles, divided into thirds, to provide information about a location's relative position compared to all other Department of the Air Force installations assessed)

- Joint Base San Antonio-Randolph Air Force Base, Texas received an overall green rating for public education as it fell within the top 33 percent of all Air Force installations assessed

- The areas with the lowest relative ranking which require additional state/community support include Student to Mental Health Professional Ratio, Student to Teacher Ratio, and Suspension Rate

- Change from 2019: Joint Base San Antonio-Randolph Air Force Base, Texas's overall education rating did not shift from 2019.

#### Licensure Portability:

- The State of Texas received an overall yellow rating for licensure portability indicating the State statutes (primarily V.T.C.A., Occupations Code § 55.0041) contain barriers to licensure and certification portability for military spouses. This assessment was awarded for joining interstate compacts for Nursing, Physical Therapy and Psychology. The State also provides permanent licensure with no supervisory requirements for the Law profession

- Barriers still exist for Accounting, Cosmetology, EMS (REPLICA Compact), Engineering, Psychology (PSYPACT), and Teaching which all include "substantial equivalency" requirements. This allows acceptance of another state's license if the requirements for obtaining the license are sufficiently similar to their own State's requirements and precludes acceptance if the requirements are not similar. Other Occupations also have barriers as current statute does not exclude any other occupations from licensure portability burdens

- If you have additional information or recently made changes to your State's licensure statutes, you can send the updated information to [SAF.MRR.Workflow@us.af.mil](mailto:SAF.MRR.Workflow@us.af.mil) for consideration and potential changes to the assessment

- Change from 2019: Despite improving accessibility through user friendly online applications, there were no changes to the State's statute and no change from the 2019 assessment

#### Additional Notes:

- The education assessment cross references zip codes within the Military Housing Area (MHA) with zip codes of schools in the surrounding districts. Those school districts with zip codes that fall within the MHA of an installation are included in the analysis. In some locations, school district composition may have changed slightly due to the use of updated District IDs obtained from the Department of Education

- Graduation rates reflect a 4-year graduation, which was determined to be the expectation of Airmen, Guardians, and their families due to frequency of relocation

- The licensure assessment uses a checklist of licensure rules that states should have, and that they should avoid. For example, having a compact or temporary licensing rule and NOT having supervisory requirements are checklist items that lead to green. The Department of the Air Force reviewed state policies and programs intended to eliminate barriers to license portability for military spouses that were in effect as of 31 Dec. 2021

For additional information on Education and Licensure assessment criteria, methodology and data sources, please see the Support of Military Families Background Information provided at [www.af.mil](http://www.af.mil) under the Support to Families banner. All questions and feedback should be directed to [SAF.MRR.Workflow@us.af.mil](mailto:SAF.MRR.Workflow@us.af.mil).



# Joint Base San Antonio-Randolph Air Force Base, Texas

## School Districts Map

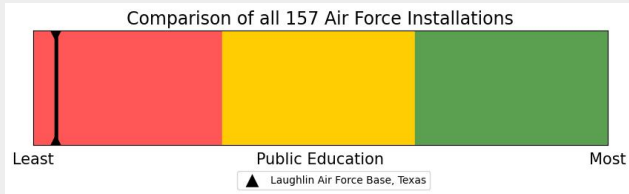


# Support of Military Families - 2021

## Laughlin Air Force Base, Texas

### Public Education\*

2019 2021



KEY: ■ < 33.3% ≤ ■ < 66.6% ≤ ■ (Percentile):

### Academic Performance Criteria

2019 2021



Graduation Rate



Student Learning Rate



### School Climate Criteria



Chronic Absenteeism Rate



Suspension Rate



### Service Offering Criteria



Pre-Kindergarten Availability



Student to Counselor Ratio



Student to Mental Health Support Ratio



Student to Nurse Ratio



Student to Teacher Ratio



Data Source	Most Recent Survey Time Period Utilized	Date Last Updated
Department of Education - Civil Rights Data Collection District and School Data	SY 2017-2018	October 2020
Department of Education - EDFacts Graduation Rates (District and School Level)	SY 2018-2019	November 2020
Department of Education - National center for Education Statistics Common Core of Data Public Elementary/ Secondary School Universe Survey Data	SY 2019-2020	March 2021
Department of Education - National Center of Education Statistics Common Core of Data (School Search)	SY 2018-19 School Details and Enrollment Characteristics	April 2020
	SY 2019-20 School Directory Information	July 2020
Center for Education Policy Analysis: Stanford Education Data Archive (SEDA)	SY 2008-2009 through SY 2017-2018	February 2021

\* Public Education is Compiled using 60% Academic Performance, 20% School Climate, and 20% Service Offering.

### Licensure Portability

2019 2021



Accounting



Cosmetology



EMS



Engineering



Law



Nursing



Physical Therapy



Psychology



Teaching



Other Professions



Data Source	Most Recent Survey Time Period Utilized	Date Last Updated
State Laws, State Executive Orders, State Bar and Supreme Court Rules (Licensure)	Through Dec. 2021	Dec. 31, 2021

### Areas Requiring Additional Support

#### Public Education

Mental Health Support



Chronic Absenteeism



PreK



#### Licensure Language

#### Profession

Substantial equivalence Issue license

Accounting, Cosmetology, Engineering, Psychology, Teaching



# Support of Military Families - 2021

## Laughlin Air Force Base, Texas

### Education and Licensure Assessment Narrative

#### Public Education:

(This assessment is a comparative analysis using colors to graphically display results for all criteria and categories. The colors are assigned using percentiles, divided into thirds, to provide information about a location's relative position compared to all other Department of the Air Force installations assessed)

- Laughlin Air Force Base, Texas received an overall red rating for public education as it fell within the bottom 33 percent of all Air Force installations assessed

- The areas with the lowest relative ranking which require additional state/community support include Student to Mental Health Professional Ratio, Chronic Absenteeism Rate, and Pre-school Availability

- Change from 2019: Laughlin Air Force Base, Texas's overall education rating did not shift from 2019.

#### Licensure Portability:

- The State of Texas received an overall yellow rating for licensure portability indicating the State statutes (primarily V.T.C.A., Occupations Code § 55.0041) contain barriers to licensure and certification portability for military spouses. This assessment was awarded for joining interstate compacts for Nursing, Physical Therapy and Psychology. The State also provides permanent licensure with no supervisory requirements for the Law profession

- Barriers still exist for Accounting, Cosmetology, EMS (REPLICA Compact), Engineering, Psychology (PSYPACT), and Teaching which all include "substantial equivalency" requirements. This allows acceptance of another state's license if the requirements for obtaining the license are sufficiently similar to their own State's requirements and precludes acceptance if the requirements are not similar. Other Occupations also have barriers as current statute does not exclude any other occupations from licensure portability burdens

- If you have additional information or recently made changes to your State's licensure statutes, you can send the updated information to [SAF.MRR.Workflow@us.af.mil](mailto:SAF.MRR.Workflow@us.af.mil) for consideration and potential changes to the assessment

- Change from 2019: Despite improving accessibility through user friendly online applications, there were no changes to the State's statute and no change from the 2019 assessment

#### Additional Notes:

- The education assessment cross references zip codes within the Military Housing Area (MHA) with zip codes of schools in the surrounding districts. Those school districts with zip codes that fall within the MHA of an installation are included in the analysis. In some locations, school district composition may have changed slightly due to the use of updated District IDs obtained from the Department of Education

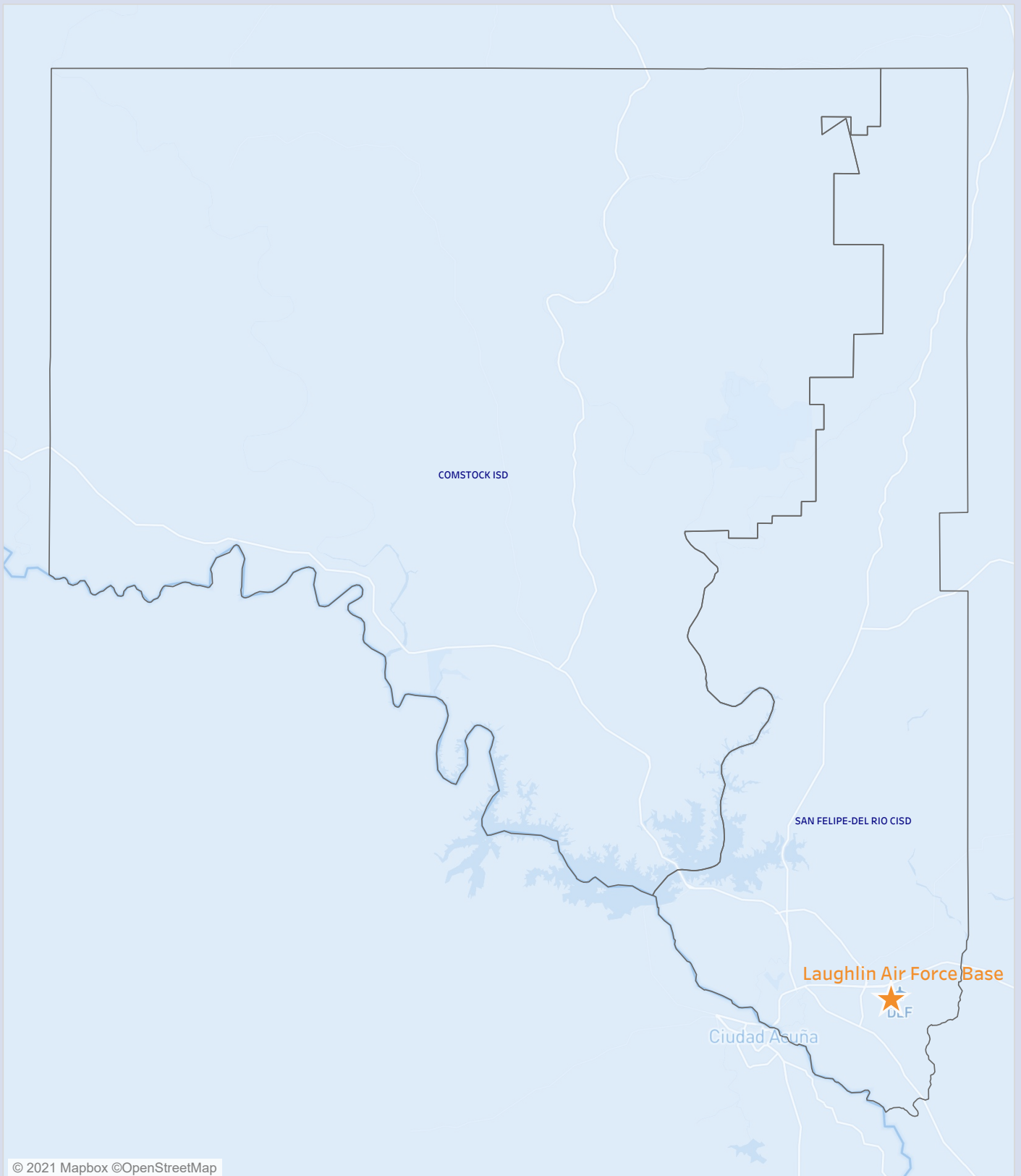
- Graduation rates reflect a 4-year graduation, which was determined to be the expectation of Airmen, Guardians, and their families due to frequency of relocation

- The licensure assessment uses a checklist of licensure rules that states should have, and that they should avoid. For example, having a compact or temporary licensing rule and NOT having supervisory requirements are checklist items that lead to green. The Department of the Air Force reviewed state policies and programs intended to eliminate barriers to license portability for military spouses that were in effect as of 31 Dec. 2021

For additional information on Education and Licensure assessment criteria, methodology and data sources, please see the Support of Military Families Background Information provided at [www.af.mil](http://www.af.mil) under the Support to Families banner. All questions and feedback should be directed to [SAF.MRR.Workflow@us.af.mil](mailto:SAF.MRR.Workflow@us.af.mil).

# Laughlin Air Force Base, Texas

## School Districts Map

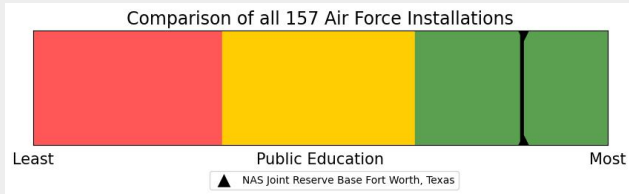


# Support of Military Families - 2021

## NAS Joint Reserve Base Fort Worth, Texas

### Public Education\*

2019 2021



KEY: ■ < 33.3% ≤ ■ < 66.6% ≤ ■ (Percentile):

### Academic Performance Criteria

2019 2021



Graduation Rate



Student Learning Rate



### School Climate Criteria



Chronic Absenteeism Rate



Suspension Rate



### Service Offering Criteria



Pre-Kindergarten Availability



Student to Counselor Ratio



Student to Mental Health Support Ratio



Student to Nurse Ratio



Student to Teacher Ratio



Data Source	Most Recent Survey Time Period Utilized	Date Last Updated
Department of Education - Civil Rights Data Collection District and School Data	SY 2017-2018	October 2020
Department of Education - EDFacts Graduation Rates (District and School Level)	SY 2018-2019	November 2020
Department of Education - National center for Education Statistics Common Core of Data Public Elementary/ Secondary School Universe Survey Data	SY 2019-2020	March 2021
Department of Education - National Center of Education Statistics Common Core of Data (School Search)	SY 2018-19 School Details and Enrollment Characteristics SY 2019-20 School Directory Information	April 2020 July 2020
Center for Education Policy Analysis: Stanford Education Data Archive (SEDA)	SY 2008-2009 through SY 2017-2018	February 2021

\* Public Education is Compiled using 60% Academic Performance, 20% School Climate, and 20% Service Offering.

### Licensure Portability

2019 2021



Accounting



Cosmetology



EMS



Engineering



Law



Nursing



Physical Therapy



Psychology



Teaching



Other Professions



Data Source	Most Recent Survey Time Period Utilized	Date Last Updated
State Laws, State Executive Orders, State Bar and Supreme Court Rules (Licensure)	Through Dec. 2021	Dec. 31, 2021

### Areas Requiring Additional Support

#### Public Education

Suspension Rate



PreK



Mental Health Support



#### Licensure Language

#### Profession

Substantial equivalence Issue license

Accounting,  
Cosmetology,  
Engineering,  
Psychology,  
Teaching



# Support of Military Families - 2021

## NAS Joint Reserve Base Fort Worth, Texas

### Education and Licensure Assessment Narrative

#### Public Education:

(This assessment is a comparative analysis using colors to graphically display results for all criteria and categories. The colors are assigned using percentiles, divided into thirds, to provide information about a location's relative position compared to all other Department of the Air Force installations assessed)

- NAS Joint Reserve Base Fort Worth, Texas received an overall green rating for public education as it fell within the top 33 percent of all Air Force installations assessed
- The areas with the lowest relative ranking which require additional state/community support include Suspension Rate, Pre-school Availability, and Student to Mental Health Professional Ratio
- Change from 2019: NAS Joint Reserve Base Fort Worth, Texas's overall education rating did not shift from 2019.

#### Licensure Portability:

- The State of Texas received an overall yellow rating for licensure portability indicating the State statutes (primarily V.T.C.A., Occupations Code § 55.0041) contain barriers to licensure and certification portability for military spouses. This assessment was awarded for joining interstate compacts for Nursing, Physical Therapy and Psychology. The State also provides permanent licensure with no supervisory requirements for the Law profession
- Barriers still exist for Accounting, Cosmetology, EMS (REPLICA Compact), Engineering, Psychology (PSYPACT), and Teaching which all include "substantial equivalency" requirements. This allows acceptance of another state's license if the requirements for obtaining the license are sufficiently similar to their own State's requirements and precludes acceptance if the requirements are not similar. Other Occupations also have barriers as current statute does not exclude any other occupations from licensure portability burdens
- If you have additional information or recently made changes to your State's licensure statutes, you can send the updated information to [SAF.MRR.Workflow@us.af.mil](mailto:SAF.MRR.Workflow@us.af.mil) for consideration and potential changes to the assessment
- Change from 2019: Despite improving accessibility through user friendly online applications, there were no changes to the State's statute and no change from the 2019 assessment

#### Additional Notes:

- The education assessment cross references zip codes within the Military Housing Area (MHA) with zip codes of schools in the surrounding districts. Those school districts with zip codes that fall within the MHA of an installation are included in the analysis. In some locations, school district composition may have changed slightly due to the use of updated District IDs obtained from the Department of Education
- Graduation rates reflect a 4-year graduation, which was determined to be the expectation of Airmen, Guardians, and their families due to frequency of relocation
- The licensure assessment uses a checklist of licensure rules that states should have, and that they should avoid. For example, having a compact or temporary licensing rule and NOT having supervisory requirements are checklist items that lead to green. The Department of the Air Force reviewed state policies and programs intended to eliminate barriers to license portability for military spouses that were in effect as of 31 Dec. 2021

For additional information on Education and Licensure assessment criteria, methodology and data sources, please see the Support of Military Families Background Information provided at [www.af.mil](http://www.af.mil) under the Support to Families banner. All questions and feedback should be directed to [SAF.MRR.Workflow@us.af.mil](mailto:SAF.MRR.Workflow@us.af.mil).

# NAS Joint Reserve Base Fort Worth, Texas

## School Districts Map

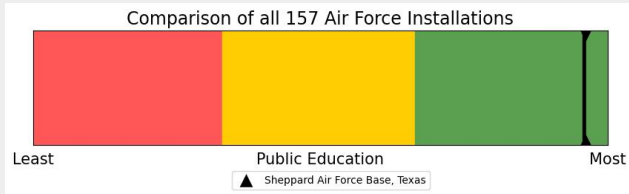


# Support of Military Families - 2021

## Sheppard Air Force Base, Texas

### Public Education\*

2019 2021



KEY: ■ < 33.3% ≤ ■ < 66.6% ≤ ■ (Percentile):

### Academic Performance Criteria

2019 2021



Graduation Rate



Student Learning Rate



### School Climate Criteria



Chronic Absenteeism Rate



Suspension Rate



### Service Offering Criteria



Pre-Kindergarten Availability



Student to Counselor Ratio



Student to Mental Health Support Ratio



Student to Nurse Ratio



Student to Teacher Ratio

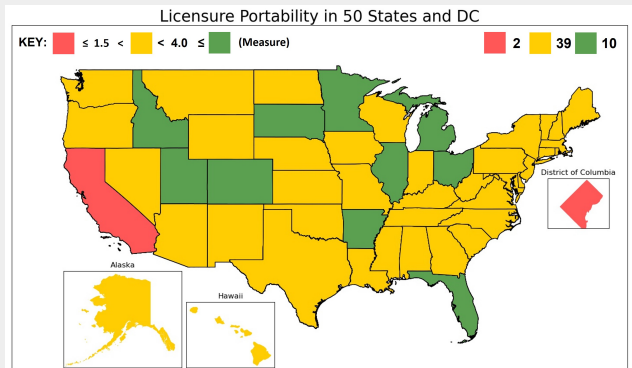


Data Source	Most Recent Survey Time Period Utilized	Date Last Updated
Department of Education - Civil Rights Data Collection District and School Data	SY 2017-2018	October 2020
Department of Education - EDFacts Graduation Rates (District and School Level)	SY 2018-2019	November 2020
Department of Education - National center for Education Statistics Common Core of Data Public Elementary/ Secondary School Universe Survey Data	SY 2019-2020	March 2021
Department of Education - National Center of Education Statistics Common Core of Data (School Search)	SY 2018-19 School Details and Enrollment Characteristics SY 2019-20 School Directory Information	April 2020 July 2020
Center for Education Policy Analysis: Stanford Education Data Archive (SEDA)	SY 2008-2009 through SY 2017-2018	February 2021

\* Public Education is Compiled using 60% Academic Performance, 20% School Climate, and 20% Service Offering.

### Licensure Portability

2019 2021



Accounting



Cosmetology



EMS



Engineering



Law



Nursing



Physical Therapy



Psychology



Teaching



Other Professions



Data Source	Most Recent Survey Time Period Utilized	Date Last Updated
State Laws, State Executive Orders, State Bar and Supreme Court Rules (Licensure)	Through Dec. 2021	Dec. 31, 2021

### Areas Requiring Additional Support

#### Public Education

Suspension Rate



Mental Health Support



Chronic Absenteeism



#### Licensure Language

#### Profession

Substantial equivalence Issue license

Accounting, Cosmetology, Engineering, Psychology, Teaching





# Support of Military Families - 2021

## Sheppard Air Force Base, Texas

### Education and Licensure Assessment Narrative

#### Public Education:

(This assessment is a comparative analysis using colors to graphically display results for all criteria and categories. The colors are assigned using percentiles, divided into thirds, to provide information about a location's relative position compared to all other Department of the Air Force installations assessed)

- Sheppard Air Force Base, Texas received an overall green rating for public education as it fell within the top 33 percent of all Air Force installations assessed

- The areas with the lowest relative ranking which require additional state/community support include Suspension Rate, Student to Mental Health Professional Ratio, and Chronic Absenteeism Rate

- Change from 2019: Sheppard Air Force Base, Texas's overall education rating did not shift from 2019.

#### Licensure Portability:

- The State of Texas received an overall yellow rating for licensure portability indicating the State statutes (primarily V.T.C.A., Occupations Code § 55.0041) contain barriers to licensure and certification portability for military spouses. This assessment was awarded for joining interstate compacts for Nursing, Physical Therapy and Psychology. The State also provides permanent licensure with no supervisory requirements for the Law profession

- Barriers still exist for Accounting, Cosmetology, EMS (REPLICA Compact), Engineering, Psychology (PSYPACT), and Teaching which all include "substantial equivalency" requirements. This allows acceptance of another state's license if the requirements for obtaining the license are sufficiently similar to their own State's requirements and precludes acceptance if the requirements are not similar. Other Occupations also have barriers as current statute does not exclude any other occupations from licensure portability burdens

- If you have additional information or recently made changes to your State's licensure statutes, you can send the updated information to [SAF.MRR.Workflow@us.af.mil](mailto:SAF.MRR.Workflow@us.af.mil) for consideration and potential changes to the assessment

- Change from 2019: Despite improving accessibility through user friendly online applications, there were no changes to the State's statute and no change from the 2019 assessment

#### Additional Notes:

- The education assessment cross references zip codes within the Military Housing Area (MHA) with zip codes of schools in the surrounding districts. Those school districts with zip codes that fall within the MHA of an installation are included in the analysis. In some locations, school district composition may have changed slightly due to the use of updated District IDs obtained from the Department of Education

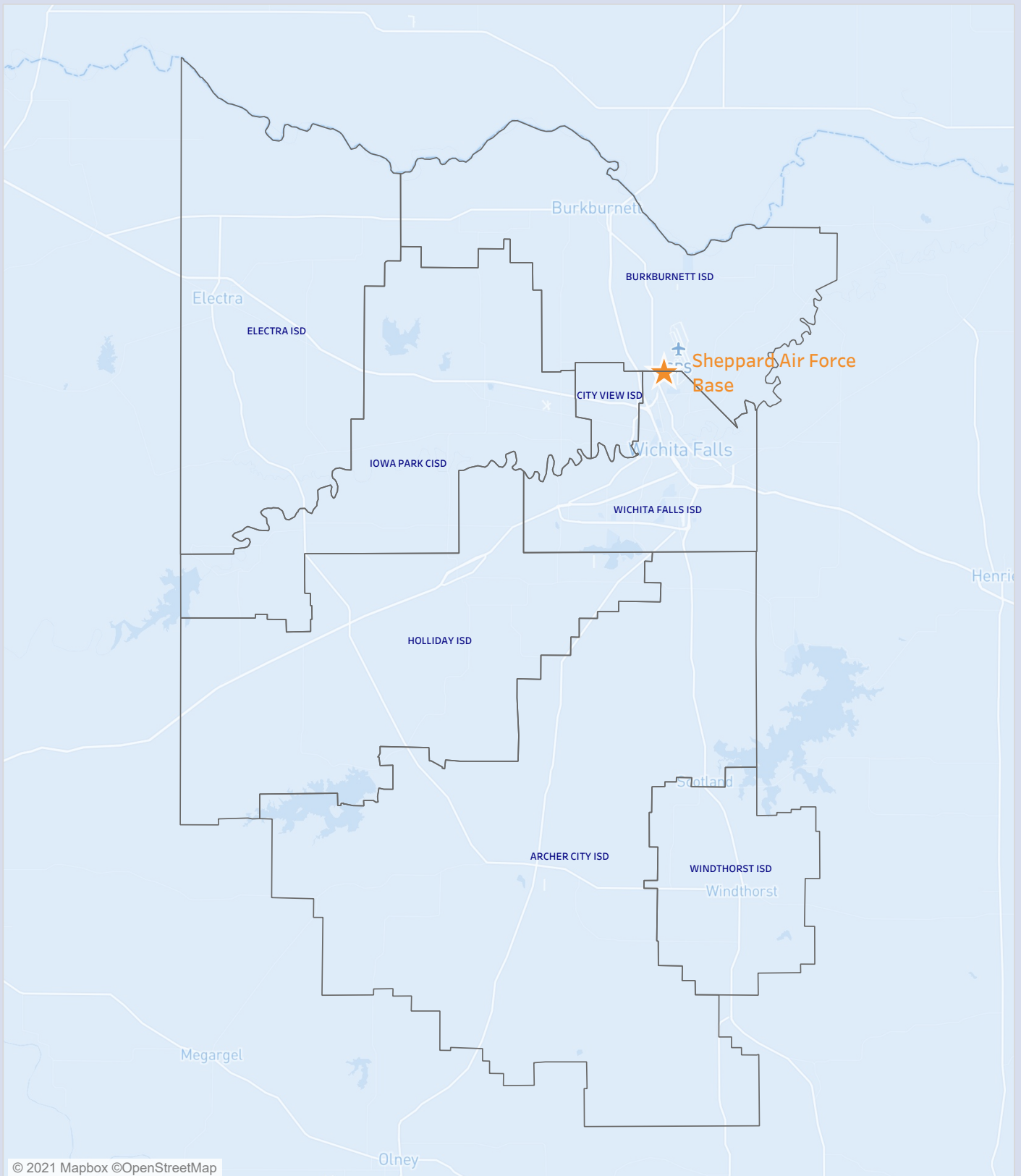
- Graduation rates reflect a 4-year graduation, which was determined to be the expectation of Airmen, Guardians, and their families due to frequency of relocation

- The licensure assessment uses a checklist of licensure rules that states should have, and that they should avoid. For example, having a compact or temporary licensing rule and NOT having supervisory requirements are checklist items that lead to green. The Department of the Air Force reviewed state policies and programs intended to eliminate barriers to license portability for military spouses that were in effect as of 31 Dec. 2021

For additional information on Education and Licensure assessment criteria, methodology and data sources, please see the Support of Military Families Background Information provided at [www.af.mil](http://www.af.mil) under the Support to Families banner. All questions and feedback should be directed to [SAF.MRR.Workflow@us.af.mil](mailto:SAF.MRR.Workflow@us.af.mil).

# Sheppard Air Force Base, Texas

## School Districts Map

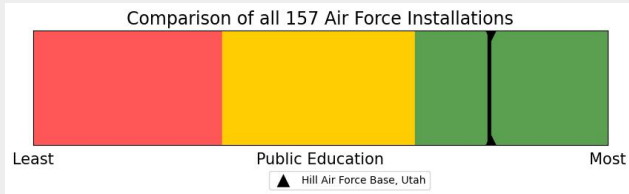


# Support of Military Families - 2021

## Hill Air Force Base, Utah

### Public Education\*

2019 2021



KEY: ■ < 33.3% ≤ ■ < 66.6% ≤ ■ (Percentile):

### Academic Performance Criteria

2019 2021



Graduation Rate



Student Learning Rate



### School Climate Criteria



Chronic Absenteeism Rate



Suspension Rate



### Service Offering Criteria



Pre-Kindergarten Availability



Student to Counselor Ratio



Student to Mental Health Support Ratio



Student to Nurse Ratio



Student to Teacher Ratio



Data Source	Most Recent Survey Time Period Utilized	Date Last Updated
Department of Education - Civil Rights Data Collection District and School Data	SY 2017-2018	October 2020
Department of Education - EDFacts Graduation Rates (District and School Level)	SY 2018-2019	November 2020
Department of Education - National center for Education Statistics Common Core of Data Public Elementary/ Secondary School Universe Survey Data	SY 2019-2020	March 2021
Department of Education - National Center of Education Statistics Common Core of Data (School Search)	SY 2018-19 School Details and Enrollment Characteristics SY 2019-20 School Directory Information	April 2020 July 2020
Center for Education Policy Analysis: Stanford Education Data Archive (SEDA)	SY 2008-2009 through SY 2017-2018	February 2021

\* Public Education is Compiled using 60% Academic Performance, 20% School Climate, and 20% Service Offering.

### Licensure Portability

2019 2021



Accounting

2019 2021



Cosmetology



EMS



Engineering



Law



Nursing



Physical Therapy



Psychology



Teaching



Other Professions



Data Source	Most Recent Survey Time Period Utilized	Date Last Updated
State Laws, State Executive Orders, State Bar and Supreme Court Rules (Licensure)	Through Dec. 2021	Dec. 31, 2021

### Areas Requiring Additional Support

#### Public Education

Student to Teacher



Student to Nurse



Student to Counselor



# Support of Military Families - 2021

## Hill Air Force Base, Utah

### Education and Licensure Assessment Narrative

#### Public Education:

(This assessment is a comparative analysis using colors to graphically display results for all criteria and categories. The colors are assigned using percentiles, divided into thirds, to provide information about a location's relative position compared to all other Department of the Air Force installations assessed)

- Hill Air Force Base, Utah received an overall green rating for public education as it fell within the top 33 percent of all Air Force installations assessed

- The areas with the lowest relative ranking which require additional state/community support include Student to Teacher Ratio, Student to Nurse Ratio, and Student to Counselor Ratio

- Change from 2019: Hill Air Force Base, Utah's overall education rating did not shift from 2019.

#### Licensure Portability:

- The State of Utah received an overall green rating for licensure portability indicating the State statutes (SB 227) are effective in removing barriers to licensure and certification portability. Military spouses can easily transfer professional licenses and certificates from other states and sustain their careers. This assessment was awarded for joining interstate compacts for Nursing, Physical Therapy and Psychology occupations and providing universal acceptance for all other occupations. The State also provides permanent licensure to military spouses with no supervisory requirements for the Law profession

- If you have additional information or recently made changes to your State's licensure statutes, you can send the updated information to [SAF.MRR.Workflow@us.af.mil](mailto:SAF.MRR.Workflow@us.af.mil) for consideration and potential changes to the assessment

- Change from 2019: While Utah joined the Audiology/Speech-Language Pathology Interstate Compact, there was no change from the 2019 assessment and no changes to the State's statute

#### Additional Notes:

- The education assessment cross references zip codes within the Military Housing Area (MHA) with zip codes of schools in the surrounding districts. Those school districts with zip codes that fall within the MHA of an installation are included in the analysis. In some locations, school district composition may have changed slightly due to the use of updated District IDs obtained from the Department of Education

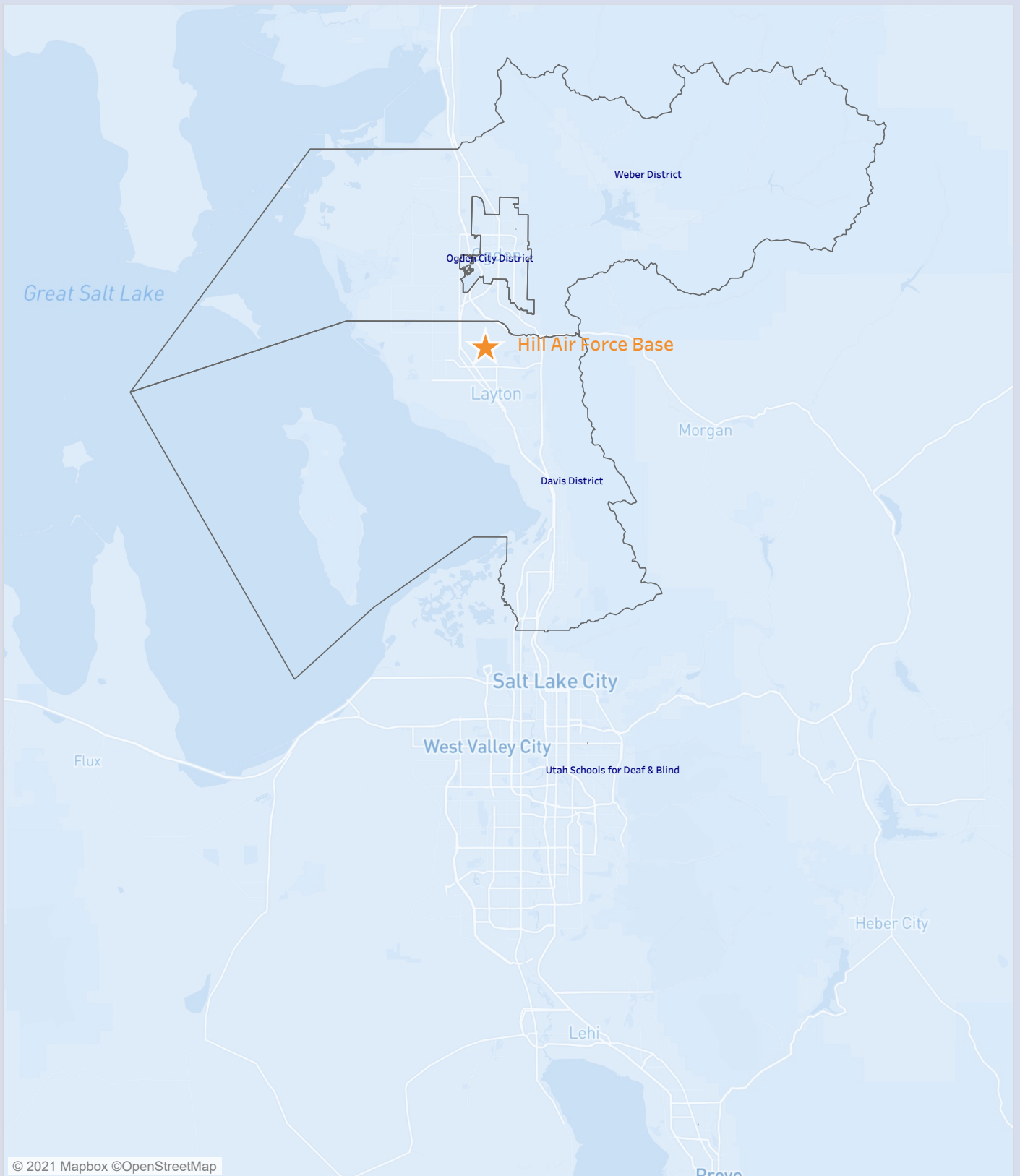
- Graduation rates reflect a 4-year graduation, which was determined to be the expectation of Airmen, Guardians, and their families due to frequency of relocation

- The licensure assessment uses a checklist of licensure rules that states should have, and that they should avoid. For example, having a compact or temporary licensing rule and NOT having supervisory requirements are checklist items that lead to green. The Department of the Air Force reviewed state policies and programs intended to eliminate barriers to license portability for military spouses that were in effect as of 31 Dec. 2021

For additional information on Education and Licensure assessment criteria, methodology and data sources, please see the Support of Military Families Background Information provided at [www.af.mil](http://www.af.mil) under the Support to Families banner. All questions and feedback should be directed to [SAF.MRR.Workflow@us.af.mil](mailto:SAF.MRR.Workflow@us.af.mil).

# Hill Air Force Base, Utah

## School Districts Map

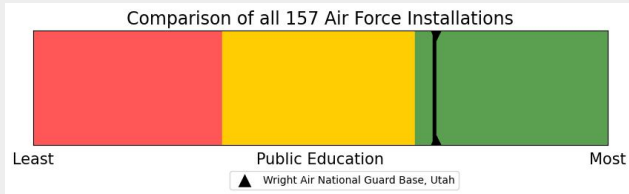


# Support of Military Families - 2021

## Wright Air National Guard Base, Utah

### Public Education\*

2019 2021



KEY: ■ < 33.3% ≤ ■ < 66.6% ≤ ■ (Percentile):

### Academic Performance Criteria

2019 2021



Graduation Rate



Student Learning Rate



### School Climate Criteria



Chronic Absenteeism Rate



Suspension Rate



### Service Offering Criteria



Pre-Kindergarten Availability



Student to Counselor Ratio



Student to Mental Health Support Ratio



Student to Nurse Ratio



Student to Teacher Ratio



Data Source	Most Recent Survey Time Period Utilized	Date Last Updated
Department of Education - Civil Rights Data Collection District and School Data	SY 2017-2018	October 2020
Department of Education - EDFacts Graduation Rates (District and School Level)	SY 2018-2019	November 2020
Department of Education - National center for Education Statistics Common Core of Data Public Elementary/ Secondary School Universe Survey Data	SY 2019-2020	March 2021
Department of Education - National Center of Education Statistics Common Core of Data (School Search)	SY 2018-19 School Details and Enrollment Characteristics SY 2019-20 School Directory Information	April 2020 July 2020
Center for Education Policy Analysis: Stanford Education Data Archive (SEDA)	SY 2008-2009 through SY 2017-2018	February 2021

\* Public Education is Compiled using 60% Academic Performance, 20% School Climate, and 20% Service Offering.

### Licensure Portability

2019 2021



Accounting



Cosmetology



EMS



Engineering



Law



Nursing



Physical Therapy



Psychology



Teaching



Other Professions



Data Source	Most Recent Survey Time Period Utilized	Date Last Updated
State Laws, State Executive Orders, State Bar and Supreme Court Rules (Licensure)	Through Dec. 2021	Dec. 31, 2021

### Areas Requiring Additional Support

#### Public Education

Student to Teacher



Student to Nurse



Student to Counselor



# Support of Military Families - 2021

## Wright Air National Guard Base, Utah

### Education and Licensure Assessment Narrative

#### Public Education:

(This assessment is a comparative analysis using colors to graphically display results for all criteria and categories. The colors are assigned using percentiles, divided into thirds, to provide information about a location's relative position compared to all other Department of the Air Force installations assessed)

- Wright Air National Guard Base, Utah received an overall green rating for public education as it fell within the top 33 percent of all Air Force installations assessed

- The areas with the lowest relative ranking which require additional state/community support include Student to Teacher Ratio, Student to Nurse Ratio, and Student to Counselor Ratio

- Change from 2019: Wright Air National Guard Base, Utah's overall education rating did not shift from 2019.

#### Licensure Portability:

- The State of Utah received an overall green rating for licensure portability indicating the State statutes (SB 227) are effective in removing barriers to licensure and certification portability. Military spouses can easily transfer professional licenses and certificates from other states and sustain their careers. This assessment was awarded for joining interstate compacts for Nursing, Physical Therapy and Psychology occupations and providing universal acceptance for all other occupations. The State also provides permanent licensure to military spouses with no supervisory requirements for the Law profession

- If you have additional information or recently made changes to your State's licensure statutes, you can send the updated information to [SAF.MRR.Workflow@us.af.mil](mailto:SAF.MRR.Workflow@us.af.mil) for consideration and potential changes to the assessment

- Change from 2019: While Utah joined the Audiology/Speech-Language Pathology Interstate Compact, there was no change from the 2019 assessment and no changes to the State's statute

#### Additional Notes:

- The education assessment cross references zip codes within the Military Housing Area (MHA) with zip codes of schools in the surrounding districts. Those school districts with zip codes that fall within the MHA of an installation are included in the analysis. In some locations, school district composition may have changed slightly due to the use of updated District IDs obtained from the Department of Education

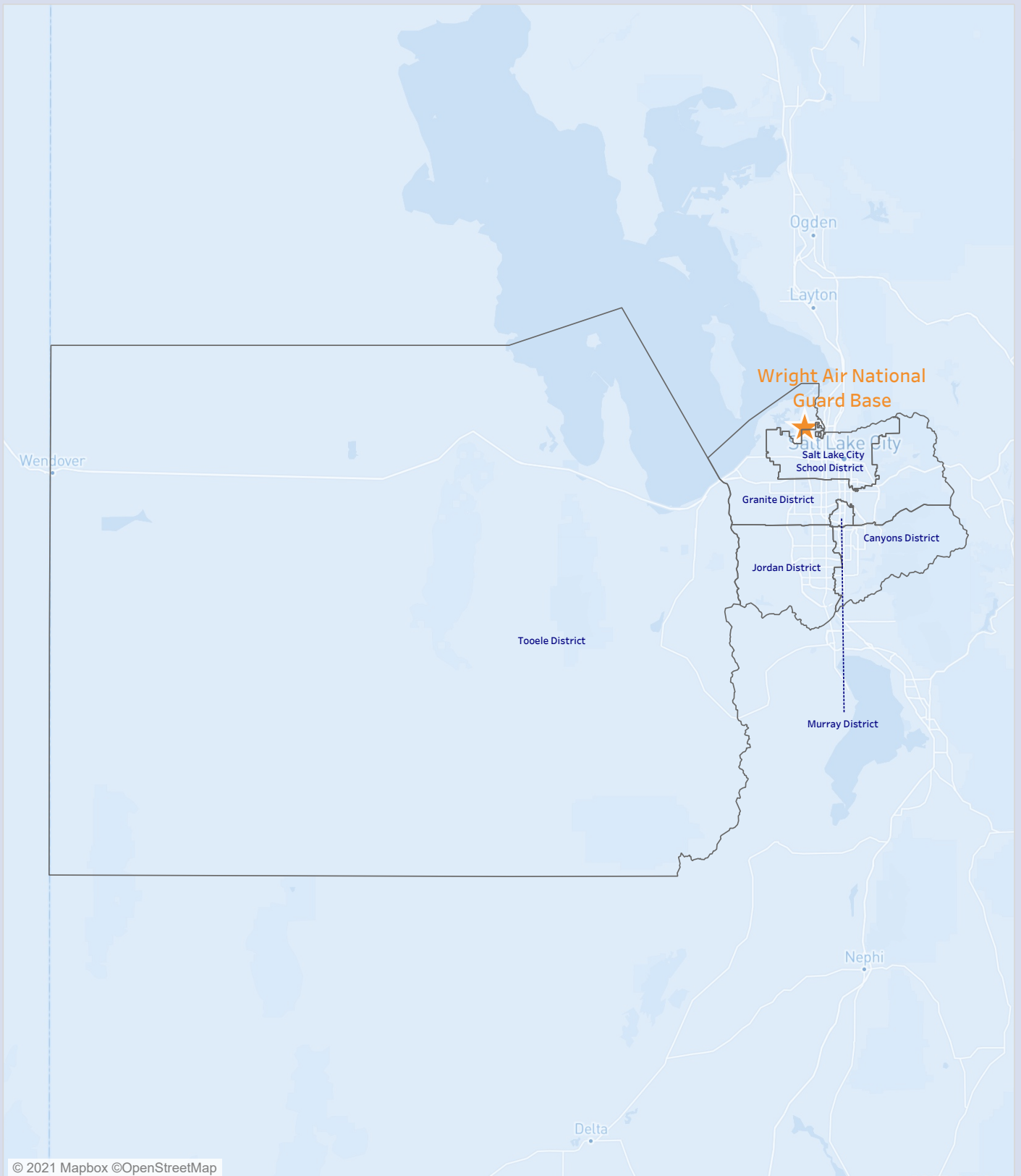
- Graduation rates reflect a 4-year graduation, which was determined to be the expectation of Airmen, Guardians, and their families due to frequency of relocation

- The licensure assessment uses a checklist of licensure rules that states should have, and that they should avoid. For example, having a compact or temporary licensing rule and NOT having supervisory requirements are checklist items that lead to green. The Department of the Air Force reviewed state policies and programs intended to eliminate barriers to license portability for military spouses that were in effect as of 31 Dec. 2021

For additional information on Education and Licensure assessment criteria, methodology and data sources, please see the Support of Military Families Background Information provided at [www.af.mil](http://www.af.mil) under the Support to Families banner. All questions and feedback should be directed to [SAF.MRR.Workflow@us.af.mil](mailto:SAF.MRR.Workflow@us.af.mil).

# Wright Air National Guard Base, Utah

## School Districts Map



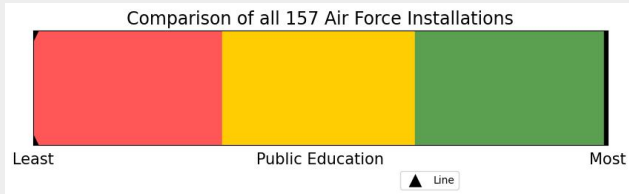


# Support of Military Families - 2021

## Burlington Air National Guard Base, Vermont

### Public Education\*

2019 2021



KEY: ■ < 33.3% ≤ ■ < 66.6% ≤ ■ (Percentile):

### Academic Performance Criteria

2019 2021



Graduation Rate



Student Learning Rate



### School Climate Criteria



Chronic Absenteeism Rate



Suspension Rate



### Service Offering Criteria



Pre-Kindergarten Availability



Student to Counselor Ratio



Student to Mental Health Support Ratio



Student to Nurse Ratio



Student to Teacher Ratio



Data Source	Most Recent Survey Time Period Utilized	Date Last Updated
Department of Education - Civil Rights Data Collection District and School Data	SY 2017-2018	October 2020
Department of Education - EDFacts Graduation Rates (District and School Level)	SY 2018-2019	November 2020
Department of Education - National center for Education Statistics Common Core of Data Public Elementary/ Secondary School Universe Survey Data	SY 2019-2020	March 2021
Department of Education - National Center of Education Statistics Common Core of Data (School Search)	SY 2018-19 School Details and Enrollment Characteristics	April 2020
	SY 2019-20 School Directory Information	July 2020
Center for Education Policy Analysis: Stanford Education Data Archive (SEDA)	SY 2008-2009 through SY 2017-2018	February 2021

\* Public Education is Compiled using 60% Academic Performance, 20% School Climate, and 20% Service Offering.

### Licensure Portability

2019 2021



Accounting



Cosmetology



EMS



Engineering



Law



Nursing



Physical Therapy



Psychology



Teaching



Other Professions



Data Source	Most Recent Survey Time Period Utilized	Date Last Updated
State Laws, State Executive Orders, State Bar and Supreme Court Rules (Licensure)	Through Dec. 2021	Dec. 31, 2021

### Areas Requiring Additional Support

#### Public Education

Graduation Rates



Chronic Absenteeism



Suspension Rate



Licensure Language

Profession

No MS rule

Law



# Support of Military Families - 2021

## Burlington Air National Guard Base, Vermont

### Education and Licensure Assessment Narrative

#### Public Education:

(This assessment is a comparative analysis using colors to graphically display results for all criteria and categories. The colors are assigned using percentiles, divided into thirds, to provide information about a location's relative position compared to all other Department of the Air Force installations assessed)

- Burlington Air National Guard Base, Vermont received an overall yellow rating for public education as it fell within the middle 33 percent of all Air Force installations assessed
- The areas with the lowest relative ranking which require additional state/community support include Graduation Rates, Chronic Absenteeism Rate, and Suspension Rate
- Change from 2019: Burlington Air National Guard Base, Vermont's overall education rating changed from green to yellow from 2019.

#### Licensure Portability:

- The State of Vermont received an overall yellow rating for licensure portability indicating the State statutes (primarily 2014 Vermont Laws No. 177 [H. 681]) contain barriers to licensure and certification portability for military spouses. This assessment was awarded due to "substantial equivalency" requirements in statute. This allows acceptance of another state's license if the requirements for obtaining the license are sufficiently similar to their own State's requirements, and precludes acceptance if the requirements are not similar
- Barriers remain for Other Occupations as current statute does not exclude any other occupations from licensure portability burdens and Law as there are currently no rules established to accommodate licensing for military spouses in the legal profession
- If you have additional information or recently made changes to your State's licensure statutes, you can send the updated information to [SAF.MRR.Workflow@us.af.mil](mailto:SAF.MRR.Workflow@us.af.mil) for consideration and potential changes to the assessment
- Change from 2019: Despite joining the Nurse Licensure Compact, there were no changes to Vermont's statutes and no change in the State's overall licensure rating

#### Additional Notes:

- The education assessment cross references zip codes within the Military Housing Area (MHA) with zip codes of schools in the surrounding districts. Those school districts with zip codes that fall within the MHA of an installation are included in the analysis. In some locations, school district composition may have changed slightly due to the use of updated District IDs obtained from the Department of Education
- Graduation rates reflect a 4-year graduation, which was determined to be the expectation of Airmen, Guardians, and their families due to frequency of relocation
- The licensure assessment uses a checklist of licensure rules that states should have, and that they should avoid. For example, having a compact or temporary licensing rule and NOT having supervisory requirements are checklist items that lead to green. The Department of the Air Force reviewed state policies and programs intended to eliminate barriers to license portability for military spouses that were in effect as of 31 Dec. 2021

For additional information on Education and Licensure assessment criteria, methodology and data sources, please see the Support of Military Families Background Information provided at [www.af.mil](http://www.af.mil) under the Support to Families banner. All questions and feedback should be directed to [SAF.MRR.Workflow@us.af.mil](mailto:SAF.MRR.Workflow@us.af.mil).

# Burlington Air National Guard Base, Vermont

## School Districts Map

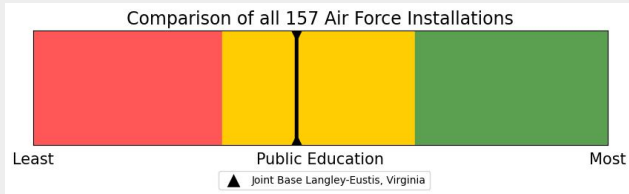


# Support of Military Families - 2021

## Joint Base Langley-Eustis, Virginia

### Public Education\*

2019 2021



KEY: ■ < 33.3% ≤ ■ < 66.6% ≤ ■ (Percentile):

### Academic Performance Criteria

2019 2021



Graduation Rate ■ ■

Student Learning Rate ■ ■

### School Climate Criteria



Chronic Absenteeism Rate ■ ■

Suspension Rate ■ ■

### Service Offering Criteria



Pre-Kindergarten Availability ■ ■

Student to Counselor Ratio ■ ■

Student to Mental Health Support Ratio ■ ■

Student to Nurse Ratio ■ ■

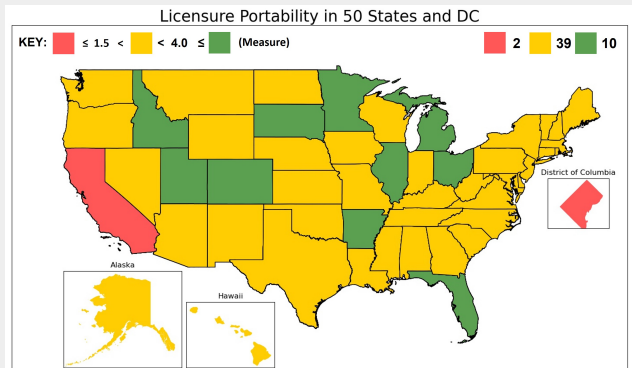
Student to Teacher Ratio ■ ■

Data Source	Most Recent Survey Time Period Utilized	Date Last Updated
Department of Education - Civil Rights Data Collection District and School Data	SY 2017-2018	October 2020
Department of Education - EDFacts Graduation Rates (District and School Level)	SY 2018-2019	November 2020
Department of Education - National center for Education Statistics Common Core of Data Public Elementary/ Secondary School Universe Survey Data	SY 2019-2020	March 2021
Department of Education - National Center of Education Statistics Common Core of Data (School Search)	SY 2018-19 School Details and Enrollment Characteristics	April 2020
	SY 2019-20 School Directory Information	July 2020
Center for Education Policy Analysis: Stanford Education Data Archive (SEDA)	SY 2008-2009 through SY 2017-2018	February 2021

\* Public Education is Compiled using 60% Academic Performance, 20% School Climate, and 20% Service Offering.

### Licensure Portability

2019 2021



Accounting ■ ■

Cosmetology ■ ■

EMS ■ ■

Engineering ■ ■

Law ■ ■

Nursing ■ ■

Physical Therapy ■ ■

Psychology ■ ■

Teaching ■ ■

Other Professions ■ ■

Data Source	Most Recent Survey Time Period Utilized	Date Last Updated
State Laws, State Executive Orders, State Bar and Supreme Court Rules (Licensure)	Through Dec. 2021	Dec. 31, 2021

### Areas Requiring Additional Support

#### Public Education

Growth Measure ■

Suspension Rate ■

Student to Counselor ■

#### Licensure Language

#### Profession

Supervisory Req w/ MS Rule

Law ■

# Support of Military Families - 2021

## Joint Base Langley-Eustis, Virginia

### Education and Licensure Assessment Narrative

#### Public Education:

(This assessment is a comparative analysis using colors to graphically display results for all criteria and categories. The colors are assigned using percentiles, divided into thirds, to provide information about a location's relative position compared to all other Department of the Air Force installations assessed)

- Joint Base Langley-Eustis, Virginia received an overall yellow rating for public education as it fell within the middle 33 percent of all Air Force installations assessed

- The areas with the lowest relative ranking which require additional state/community support include Growth Measure, Suspension Rate, and Student to Counselor Ratio

- Change from 2019: Joint Base Langley-Eustis, Virginia's overall education rating did not shift from 2019.

#### Licensure Portability:

- The State of Virginia received an overall yellow rating for licensure portability State statutes (primarily VA Code Ann. § 54.1-119) contain barriers to licensure and certification portability for military spouses. This assessment was awarded for joining interstate compacts for Nursing, Physical Therapy and Psychology occupations and universally accepting current EMS certification from all states

- Barriers remain for Accounting, Cosmetology, Engineering, Psychology (PSYPACT) and Teaching which all include "substantial equivalency" and experience requirements. This allows acceptance of another state's license if the requirements for obtaining the license are sufficiently similar to their own State's requirements and precludes acceptance if the requirements are not similar. Other Occupations have barriers as current statute does not exclude any other occupations from licensure portability burdens. The Law profession also has significant barriers as Virginia's rule includes supervisory requirements

- If you have additional information or recently made changes to your State's licensure statutes, you can send the updated information to [SAF.MRR.Workflow@us.af.mil](mailto:SAF.MRR.Workflow@us.af.mil) for consideration and potential changes to the assessment

- Change from 2019: Virginia's licensure rating did not change from the 2019 assessment; however, the State did pass legislation joining the PSYPACT in 2020 and expediting the licensure process (VA Code Ann. § 54.1-119)

#### Additional Notes:

- The education assessment cross references zip codes within the Military Housing Area (MHA) with zip codes of schools in the surrounding districts. Those school districts with zip codes that fall within the MHA of an installation are included in the analysis. In some locations, school district composition may have changed slightly due to the use of updated District IDs obtained from the Department of Education

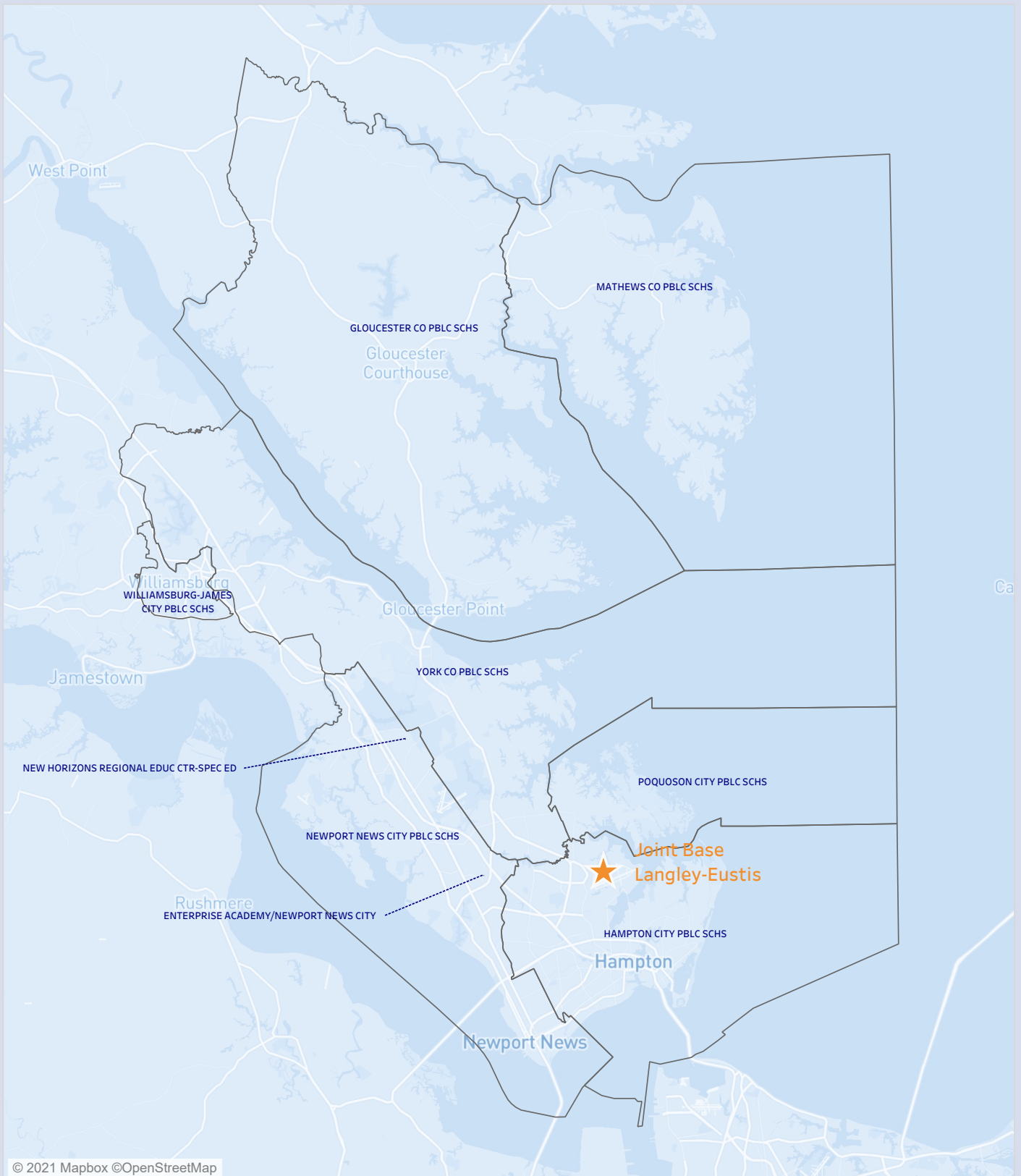
- Graduation rates reflect a 4-year graduation, which was determined to be the expectation of Airmen, Guardians, and their families due to frequency of relocation

- The licensure assessment uses a checklist of licensure rules that states should have, and that they should avoid. For example, having a compact or temporary licensing rule and NOT having supervisory requirements are checklist items that lead to green. The Department of the Air Force reviewed state policies and programs intended to eliminate barriers to license portability for military spouses that were in effect as of 31 Dec. 2021

For additional information on Education and Licensure assessment criteria, methodology and data sources, please see the Support of Military Families Background Information provided at [www.af.mil](http://www.af.mil) under the Support to Families banner. All questions and feedback should be directed to [SAF.MRR.Workflow@us.af.mil](mailto:SAF.MRR.Workflow@us.af.mil).

# Joint Base Langley-Eustis, Virginia

## School Districts Map




# Support of Military Families - 2021

## Fairchild Air Force Base, Washington

### Public Education\*

2019 2021



KEY: ■ < 33.3% ■ < 66.6% ■ (Percentile):

### Academic Performance Criteria

2019 2021



Graduation Rate



Student Learning Rate



### School Climate Criteria



Chronic Absenteeism Rate



Suspension Rate



### Service Offering Criteria



Pre-Kindergarten Availability



Student to Counselor Ratio



Student to Mental Health Support Ratio



Student to Nurse Ratio



Student to Teacher Ratio

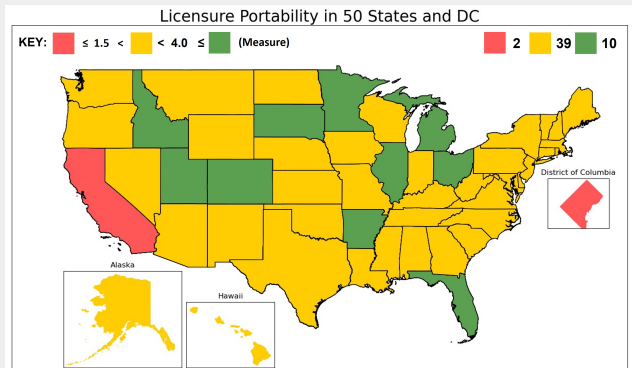


Data Source	Most Recent Survey Time Period Utilized	Date Last Updated
Department of Education - Civil Rights Data Collection District and School Data	SY 2017-2018	October 2020
Department of Education - ED Facts Graduation Rates (District and School Level)	SY 2018-2019	November 2020
Department of Education - National center for Education Statistics Common Core of Data Public Elementary/ Secondary School Universe Survey Data	SY 2019-2020	March 2021
Department of Education - National Center of Education Statistics Common Core of Data (School Search)	SY 2018-19 School Details and Enrollment Characteristics SY 2019-20 School Directory Information	April 2020 July 2020
Center for Education Policy Analysis: Stanford Education Data Archive (SEDA)	SY 2008-2009 through SY 2017-2018	February 2021

\* Public Education is Compiled using 60% Academic Performance, 20% School Climate, and 20% Service Offering.

### Licensure Portability

2019 2021



Accounting



Cosmetology



EMS



Engineering



Law



Nursing



Physical Therapy



Psychology



Teaching



Other Professions



Data Source	Most Recent Survey Time Period Utilized	Date Last Updated
State Laws, State Executive Orders, State Bar and Supreme Court Rules (Licensure)	Through Dec. 2021	Dec. 31, 2021

### Areas Requiring Additional Support

#### Public Education

Chronic Absenteeism



Student to Teacher



PreK



#### Licensure Language

Substantial equivalence Expedite license



#### Profession

Accounting, Cosmetology, Engineering, EMS, Nursing, Psychology, Teaching

# Support of Military Families - 2021

## Fairchild Air Force Base, Washington

### Education and Licensure Assessment Narrative

#### Public Education:

(This assessment is a comparative analysis using colors to graphically display results for all criteria and categories. The colors are assigned using percentiles, divided into thirds, to provide information about a location's relative position compared to all other Department of the Air Force installations assessed)

- Fairchild Air Force Base, Washington received an overall red rating for public education as it fell within the bottom 33 percent of all Air Force installations assessed

- The areas with the lowest relative ranking which require additional state/community support include Chronic Absenteeism Rate, Student to Teacher Ratio, and Pre-school Availability

- Change from 2019: Fairchild Air Force Base, Washington's overall education rating changed from yellow to red from 2019.

#### Licensure Portability:

- The State of Washington received an overall yellow rating for licensure portability indicating the State statutes (primarily RCWA 18.340.020) contain barriers to licensure and certification portability for military spouses. This assessment was awarded for joining an interstate compact for Physical Therapy and establishing procedures to expedite the issuance of licenses and certificates. Along with awarding permanent licensure with no supervisory requirements for the Law profession

- Barriers remain for Accounting, Cosmetology, Engineering, EMS, Nursing, Psychology, and Teaching which include "substantial equivalency" requirements. This allows acceptance of another state's license if the requirements for obtaining the license are sufficiently similar to their own State's requirements and precludes acceptance if the requirements are not similar. Other Occupations also have barriers as current statute does not exclude any other occupations from licensure portability burdens

- If you have additional information or recently made changes to your State's licensure statutes, you can send the updated information to [SAF.MRR.Workflow@us.af.mil](mailto:SAF.MRR.Workflow@us.af.mil) for consideration and potential changes to the assessment

- Change from 2019: Despite the creation of a military spouse liaison, there were no changes to the State's statute and no change from the 2019 assessment

#### Additional Notes:

- The education assessment cross references zip codes within the Military Housing Area (MHA) with zip codes of schools in the surrounding districts. Those school districts with zip codes that fall within the MHA of an installation are included in the analysis. In some locations, school district composition may have changed slightly due to the use of updated District IDs obtained from the Department of Education

- Graduation rates reflect a 4-year graduation, which was determined to be the expectation of Airmen, Guardians, and their families due to frequency of relocation

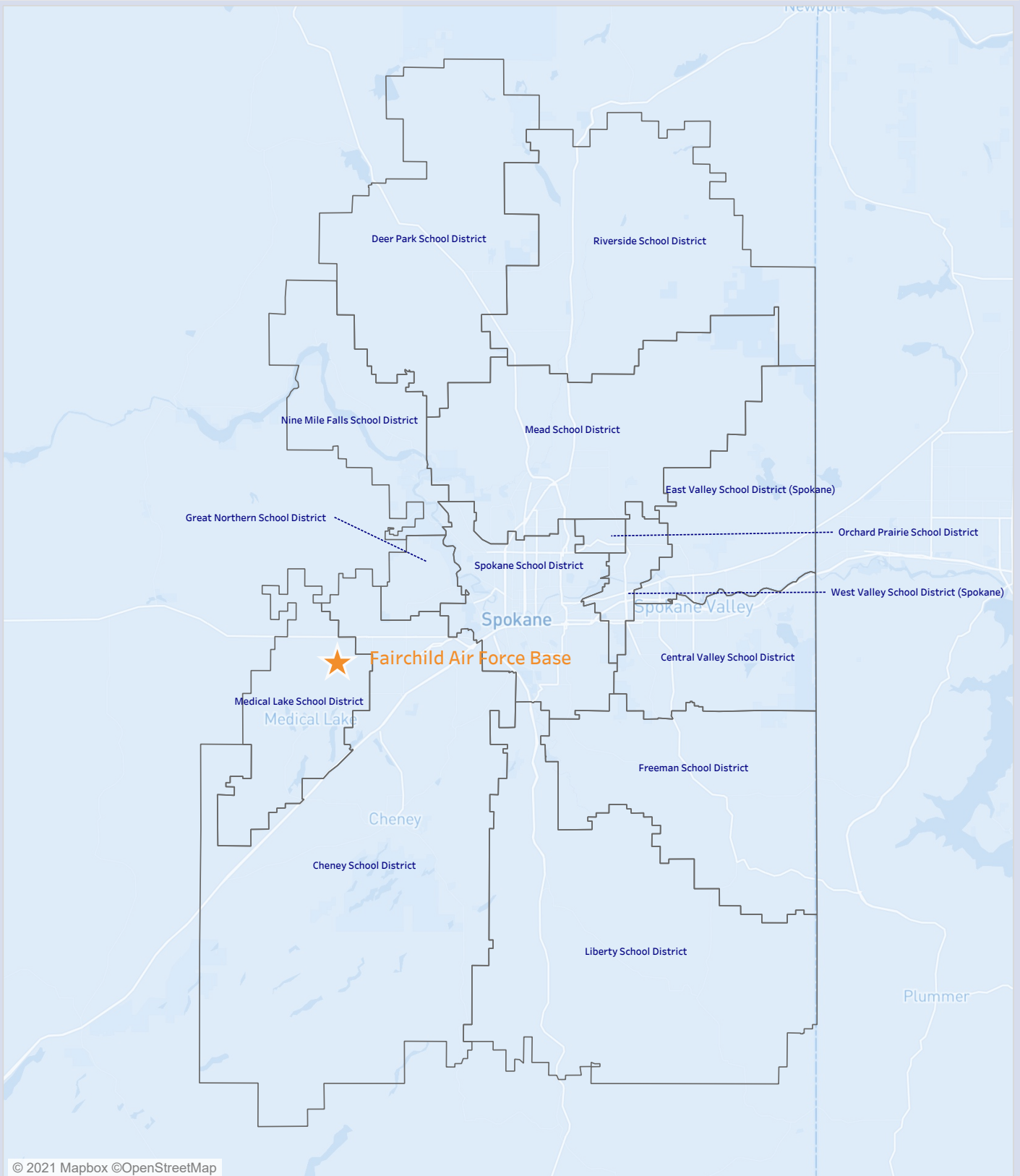
- The licensure assessment uses a checklist of licensure rules that states should have, and that they should avoid. For example, having a compact or temporary licensing rule and NOT having supervisory requirements are checklist items that lead to green. The Department of the Air Force reviewed state policies and programs intended to eliminate barriers to license portability for military spouses that were in effect as of 31 Dec. 2021

For additional information on Education and Licensure assessment criteria, methodology and data sources, please see the Support of Military Families Background Information provided at [www.af.mil](http://www.af.mil) under the Support to Families banner. All questions and feedback should be directed to [SAF.MRR.Workflow@us.af.mil](mailto:SAF.MRR.Workflow@us.af.mil).



# Fairchild Air Force Base, Washington

## School Districts Map




# Support of Military Families - 2021

## Joint Base Lewis-McChord, Washington

### Public Education\*

2019 2021



KEY: ■ < 33.3% ≤ ■ < 66.6% ≤ ■ (Percentile):

### Academic Performance Criteria

2019 2021



Graduation Rate



Student Learning Rate



### School Climate Criteria



Chronic Absenteeism Rate



Suspension Rate



### Service Offering Criteria



Pre-Kindergarten Availability



Student to Counselor Ratio



Student to Mental Health Support Ratio



Student to Nurse Ratio



Student to Teacher Ratio



Data Source	Most Recent Survey Time Period Utilized	Date Last Updated
Department of Education - Civil Rights Data Collection District and School Data	SY 2017-2018	October 2020
Department of Education - ED Facts Graduation Rates (District and School Level)	SY 2018-2019	November 2020
Department of Education - National center for Education Statistics Common Core of Data Public Elementary/ Secondary School Universe Survey Data	SY 2019-2020	March 2021
Department of Education - National Center of Education Statistics Common Core of Data (School Search)	SY 2018-19 School Details and Enrollment Characteristics SY 2019-20 School Directory Information	April 2020 July 2020
Center for Education Policy Analysis: Stanford Education Data Archive (SEDA)	SY 2008-2009 through SY 2017-2018	February 2021

\* Public Education is Compiled using 60% Academic Performance, 20% School Climate, and 20% Service Offering.

### Licensure Portability

2019 2021



Accounting



Cosmetology



EMS



Engineering



Law



Nursing



Physical Therapy



Psychology



Teaching



Other Professions



Data Source	Most Recent Survey Time Period Utilized	Date Last Updated
State Laws, State Executive Orders, State Bar and Supreme Court Rules (Licensure)	Through Dec. 2021	Dec. 31, 2021

### Areas Requiring Additional Support

#### Public Education

Chronic Absenteeism



Student to Teacher



Student to Nurse



#### Licensure Language

#### Profession

Substantial equivalence Expedite license

Accounting, Cosmetology, Engineering, EMS, Nursing, Psychology, Teaching



# Support of Military Families - 2021

## Joint Base Lewis-McChord, Washington

### Education and Licensure Assessment Narrative

#### Public Education:

(This assessment is a comparative analysis using colors to graphically display results for all criteria and categories. The colors are assigned using percentiles, divided into thirds, to provide information about a location's relative position compared to all other Department of the Air Force installations assessed)

- Joint Base Lewis-McChord, Washington received an overall yellow rating for public education as it fell within the middle 33 percent of all Air Force installations assessed

- The areas with the lowest relative ranking which require additional state/community support include Chronic Absenteeism Rate, Student to Teacher Ratio, and Student to Nurse Ratio

- Change from 2019: Joint Base Lewis-McChord, Washington's overall education rating did not shift from 2019.

#### Licensure Portability:

- The State of Washington received an overall yellow rating for licensure portability indicating the State statutes (primarily RCWA 18.340.020) contain barriers to licensure and certification portability for military spouses. This assessment was awarded for joining an interstate compact for Physical Therapy and establishing procedures to expedite the issuance of licenses and certificates. Along with awarding permanent licensure with no supervisory requirements for the Law profession

- Barriers remain for Accounting, Cosmetology, Engineering, EMS, Nursing, Psychology, and Teaching which include "substantial equivalency" requirements. This allows acceptance of another state's license if the requirements for obtaining the license are sufficiently similar to their own State's requirements and precludes acceptance if the requirements are not similar. Other Occupations also have barriers as current statute does not exclude any other occupations from licensure portability burdens

- If you have additional information or recently made changes to your State's licensure statutes, you can send the updated information to [SAF.MRR.Workflow@us.af.mil](mailto:SAF.MRR.Workflow@us.af.mil) for consideration and potential changes to the assessment

- Change from 2019: Despite the creation of a military spouse liaison, there were no changes to the State's statute and no change from the 2019 assessment

#### Additional Notes:

- The education assessment cross references zip codes within the Military Housing Area (MHA) with zip codes of schools in the surrounding districts. Those school districts with zip codes that fall within the MHA of an installation are included in the analysis. In some locations, school district composition may have changed slightly due to the use of updated District IDs obtained from the Department of Education

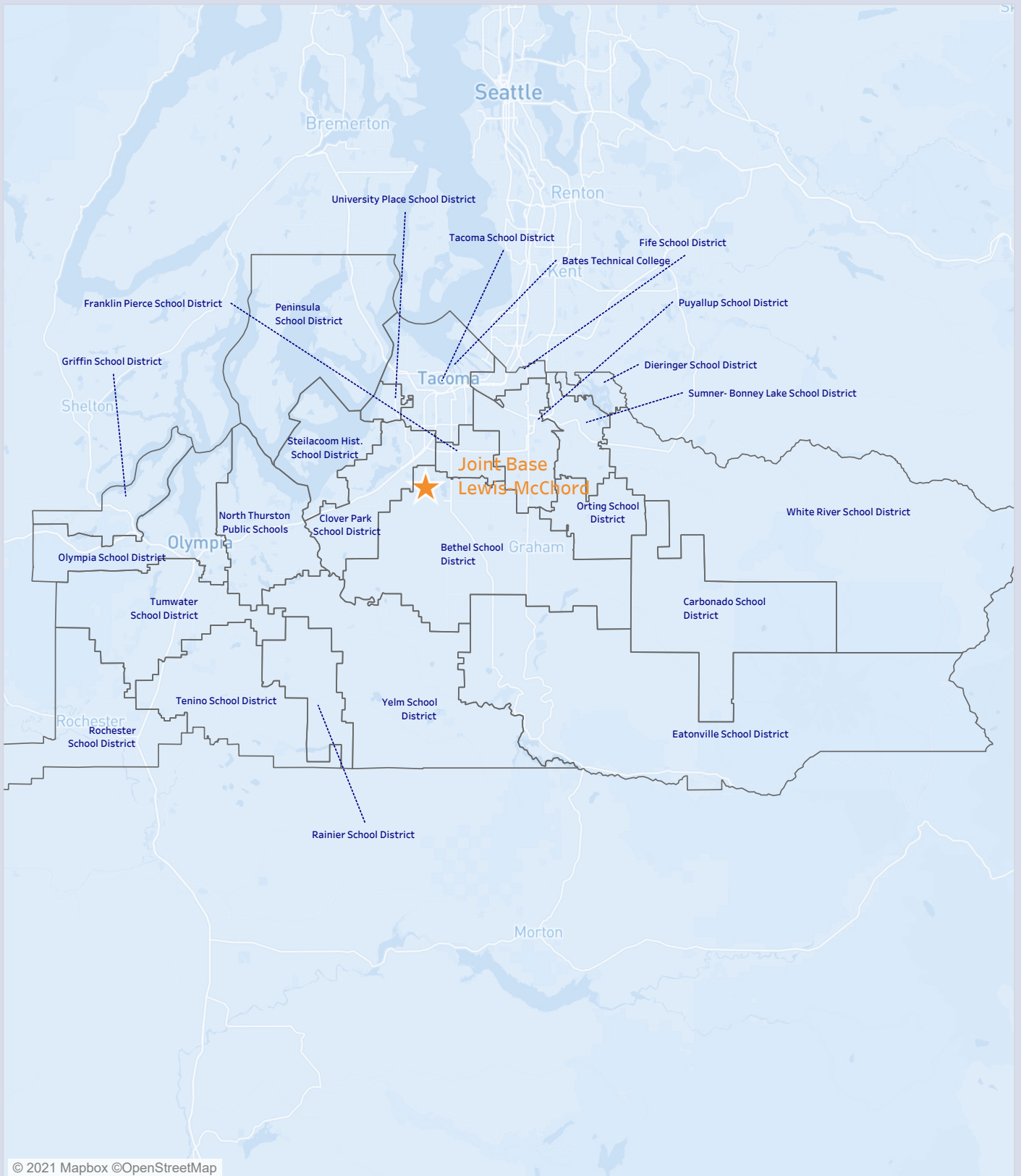
- Graduation rates reflect a 4-year graduation, which was determined to be the expectation of Airmen, Guardians, and their families due to frequency of relocation

- The licensure assessment uses a checklist of licensure rules that states should have, and that they should avoid. For example, having a compact or temporary licensing rule and NOT having supervisory requirements are checklist items that lead to green. The Department of the Air Force reviewed state policies and programs intended to eliminate barriers to license portability for military spouses that were in effect as of 31 Dec. 2021

For additional information on Education and Licensure assessment criteria, methodology and data sources, please see the Support of Military Families Background Information provided at [www.af.mil](http://www.af.mil) under the Support to Families banner. All questions and feedback should be directed to [SAF.MRR.Workflow@us.af.mil](mailto:SAF.MRR.Workflow@us.af.mil).

# Joint Base Lewis-McChord, Washington

## School Districts Map

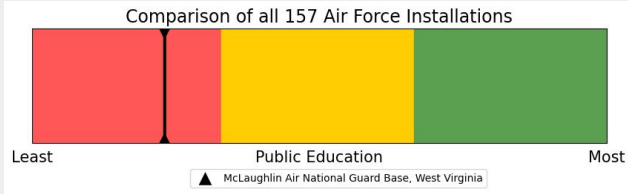


# Support of Military Families - 2021

## McLaughlin Air National Guard Base, West Virginia

### Public Education\*

2019 2021



KEY: ■ < 33.3% ≤ ■ < 66.6% ≤ ■ (Percentile):

### Academic Performance Criteria

2019 2021



Graduation Rate ■ ■



Student Learning Rate ■ ■



### School Climate Criteria



Chronic Absenteeism Rate ■ ■



Suspension Rate ■ ■



### Service Offering Criteria



Pre-Kindergarten Availability ■ ■



Student to Counselor Ratio ■ ■



Student to Mental Health Support Ratio ■ ■



Student to Nurse Ratio ■ ■



Student to Teacher Ratio ■ ■

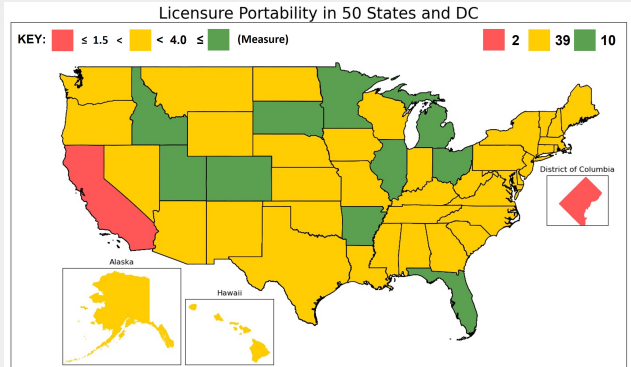


Data Source	Most Recent Survey Time Period Utilized	Date Last Updated
Department of Education - Civil Rights Data Collection District and School Data	SY 2017-2018	October 2020
Department of Education - EDFacts Graduation Rates (District and School Level)	SY 2018-2019	November 2020
Department of Education - National center for Education Statistics Common Core of Data Public Elementary/ Secondary School Universe Survey Data	SY 2019-2020	March 2021
Department of Education - National Center of Education Statistics Common Core of Data (School Search)	SY 2018-19 School Details and Enrollment Characteristics	April 2020
	SY 2019-20 School Directory Information	July 2020
Center for Education Policy Analysis: Stanford Education Data Archive (SEDA)	SY 2008-2009 through SY 2017-2018	February 2021

\* Public Education is Compiled using 60% Academic Performance, 20% School Climate, and 20% Service Offering.

### Licensure Portability

2019 2021



Accounting ■ ■

2019 2021



Cosmetology ■ ■



EMS ■ ■



Engineering ■ ■



Law ■ ■



Nursing ■ ■



Physical Therapy ■ ■



Psychology ■ ■



Teaching ■ ■



Other Professions ■ ■



Data Source	Most Recent Survey Time Period Utilized	Date Last Updated
State Laws, State Executive Orders, State Bar and Supreme Court Rules (Licensure)	Through Dec. 2021	Dec. 31, 2021

### Areas Requiring Additional Support

#### Public Education

Mental Health Support ■



Growth Measure ■



Student to Nurse ■



#### Licensure Language

#### Profession

Substantial equivalence  
Issue temporary  
license

Accounting,  
Cosmetology,  
Engineering,  
Psychology, Teaching



# Support of Military Families - 2021

## McLaughlin Air National Guard Base, West Virginia

### Education and Licensure Assessment Narrative

#### Public Education:

(This assessment is a comparative analysis using colors to graphically display results for all criteria and categories. The colors are assigned using percentiles, divided into thirds, to provide information about a location's relative position compared to all other Department of the Air Force installations assessed)

- McLaughlin Air National Guard Base, West Virginia received an overall red rating for public education as it fell within the bottom 33 percent of all Air Force installations assessed

- The areas with the lowest relative ranking which require additional state/community support include Student to Mental Health Professional Ratio, Growth Measure, and Student to Nurse Ratio

- Change from 2019: McLaughlin Air National Guard Base, West Virginia's overall education rating did not shift from 2019.

#### Licensure Portability:

- The State of West Virginia received an overall yellow rating for licensure portability indicating the State statutes contain barriers to licensure and certification portability for military spouses. This assessment was awarded for joining interstate compacts for Nursing and Physical Therapy occupations and providing current certification as a National Registry EMT for the EMS profession. The State also provides permanent licensure with no supervisory requirements for the Law profession

- Barriers remain for Accounting, Cosmetology, Engineering, Psychology, and Teaching which include "substantial equivalency" requirements. This allows acceptance of another state's license if the requirements for obtaining the license are sufficiently similar to their own State's requirements and precludes acceptance if the requirements are not similar. Other Occupations also have barriers as current statute does not exclude any other occupations from licensure portability burdens

- If you have additional information or recently made changes to your State's licensure statutes, you can send the updated information to [SAF.MRR.Workflow@us.af.mil](mailto:SAF.MRR.Workflow@us.af.mil) for consideration and potential changes to the assessment

- Change from 2019: Despite joining the Emergency Medical Services Licensure Compact and the Audiology/Speech-Language Pathology Interstate Compact, there were no changes to the state's statute and no change from the 2019 assessment

#### Additional Notes:

- The education assessment cross references zip codes within the Military Housing Area (MHA) with zip codes of schools in the surrounding districts. Those school districts with zip codes that fall within the MHA of an installation are included in the analysis. In some locations, school district composition may have changed slightly due to the use of updated District IDs obtained from the Department of Education

- Graduation rates reflect a 4-year graduation, which was determined to be the expectation of Airmen, Guardians, and their families due to frequency of relocation

- The licensure assessment uses a checklist of licensure rules that states should have, and that they should avoid. For example, having a compact or temporary licensing rule and NOT having supervisory requirements are checklist items that lead to green. The Department of the Air Force reviewed state policies and programs intended to eliminate barriers to license portability for military spouses that were in effect as of 31 Dec. 2021

For additional information on Education and Licensure assessment criteria, methodology and data sources, please see the Support of Military Families Background Information provided at [www.af.mil](http://www.af.mil) under the Support to Families banner. All questions and feedback should be directed to [SAF.MRR.Workflow@us.af.mil](mailto:SAF.MRR.Workflow@us.af.mil).

# McLaughlin Air National Guard Base, West Virginia

## School Districts Map

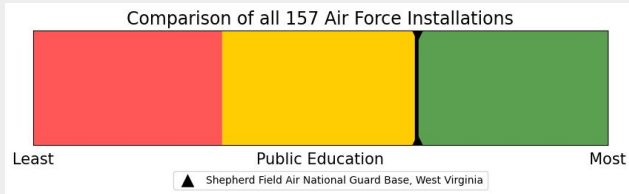


# Support of Military Families - 2021

## Shepherd Field Air National Guard Base, West Virginia

### Public Education\*

2019 2021



KEY: ■ < 33.3% ≤ ■ < 66.6% ≤ ■ (Percentile):

### Academic Performance Criteria

2019 2021



Graduation Rate



Student Learning Rate



### School Climate Criteria



Chronic Absenteeism Rate



Suspension Rate



### Service Offering Criteria



Pre-Kindergarten Availability



Student to Counselor Ratio



Student to Mental Health Support Ratio



Student to Nurse Ratio



Student to Teacher Ratio

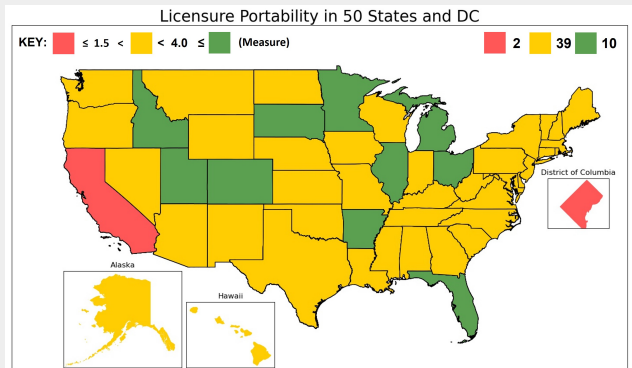


Data Source	Most Recent Survey Time Period Utilized	Date Last Updated
Department of Education - Civil Rights Data Collection District and School Data	SY 2017-2018	October 2020
Department of Education - EDFacts Graduation Rates (District and School Level)	SY 2018-2019	November 2020
Department of Education - National center for Education Statistics Common Core of Data Public Elementary/ Secondary School Universe Survey Data	SY 2019-2020	March 2021
Department of Education - National Center of Education Statistics Common Core of Data (School Search)	SY 2018-19 School Details and Enrollment Characteristics	April 2020
	SY 2019-20 School Directory Information	July 2020
Center for Education Policy Analysis: Stanford Education Data Archive (SEDA)	SY 2008-2009 through SY 2017-2018	February 2021

\* Public Education is Compiled using 60% Academic Performance, 20% School Climate, and 20% Service Offering.

### Licensure Portability

2019 2021



Accounting



Cosmetology



EMS



Engineering



Law



Nursing



Physical Therapy



Psychology



Teaching



Other Professions



Data Source	Most Recent Survey Time Period Utilized	Date Last Updated
State Laws, State Executive Orders, State Bar and Supreme Court Rules (Licensure)	Through Dec. 2021	Dec. 31, 2021

### Areas Requiring Additional Support

#### Public Education

Mental Health Support



Suspension Rate



Student to Teacher



#### Licensure Language

#### Profession

Substantial equivalence  
Issue temporary license

Accounting,  
Cosmetology,  
Engineering,  
Psychology, Teaching





# Support of Military Families - 2021

## Shepherd Field Air National Guard Base, West Virginia

### Education and Licensure Assessment Narrative

#### Public Education:

(This assessment is a comparative analysis using colors to graphically display results for all criteria and categories. The colors are assigned using percentiles, divided into thirds, to provide information about a location's relative position compared to all other Department of the Air Force installations assessed)

- Shepherd Field Air National Guard Base, West Virginia received an overall green rating for public education as it fell within the top 33 percent of all Air Force installations assessed

- The areas with the lowest relative ranking which require additional state/community support include Student to Mental Health Professional Ratio, Suspension Rate, and Student to Teacher Ratio

- Change from 2019: Shepherd Field Air National Guard Base, West Virginia's overall education rating did not shift from 2019.

#### Licensure Portability:

- The State of West Virginia received an overall yellow rating for licensure portability indicating the State statutes contain barriers to licensure and certification portability for military spouses. This assessment was awarded for joining interstate compacts for Nursing and Physical Therapy occupations and providing current certification as a National Registry EMT for the EMS profession. The State also provides permanent licensure with no supervisory requirements for the Law profession

- Barriers remain for Accounting, Cosmetology, Engineering, Psychology, and Teaching which include "substantial equivalency" requirements. This allows acceptance of another state's license if the requirements for obtaining the license are sufficiently similar to their own State's requirements and precludes acceptance if the requirements are not similar. Other Occupations also have barriers as current statute does not exclude any other occupations from licensure portability burdens

- If you have additional information or recently made changes to your State's licensure statutes, you can send the updated information to [SAF.MRR.Workflow@us.af.mil](mailto:SAF.MRR.Workflow@us.af.mil) for consideration and potential changes to the assessment

- Change from 2019: Despite joining the Emergency Medical Services Licensure Compact and the Audiology/Speech-Language Pathology Interstate Compact, there were no changes to the state's statute and no change from the 2019 assessment

#### Additional Notes:

- The education assessment cross references zip codes within the Military Housing Area (MHA) with zip codes of schools in the surrounding districts. Those school districts with zip codes that fall within the MHA of an installation are included in the analysis. In some locations, school district composition may have changed slightly due to the use of updated District IDs obtained from the Department of Education

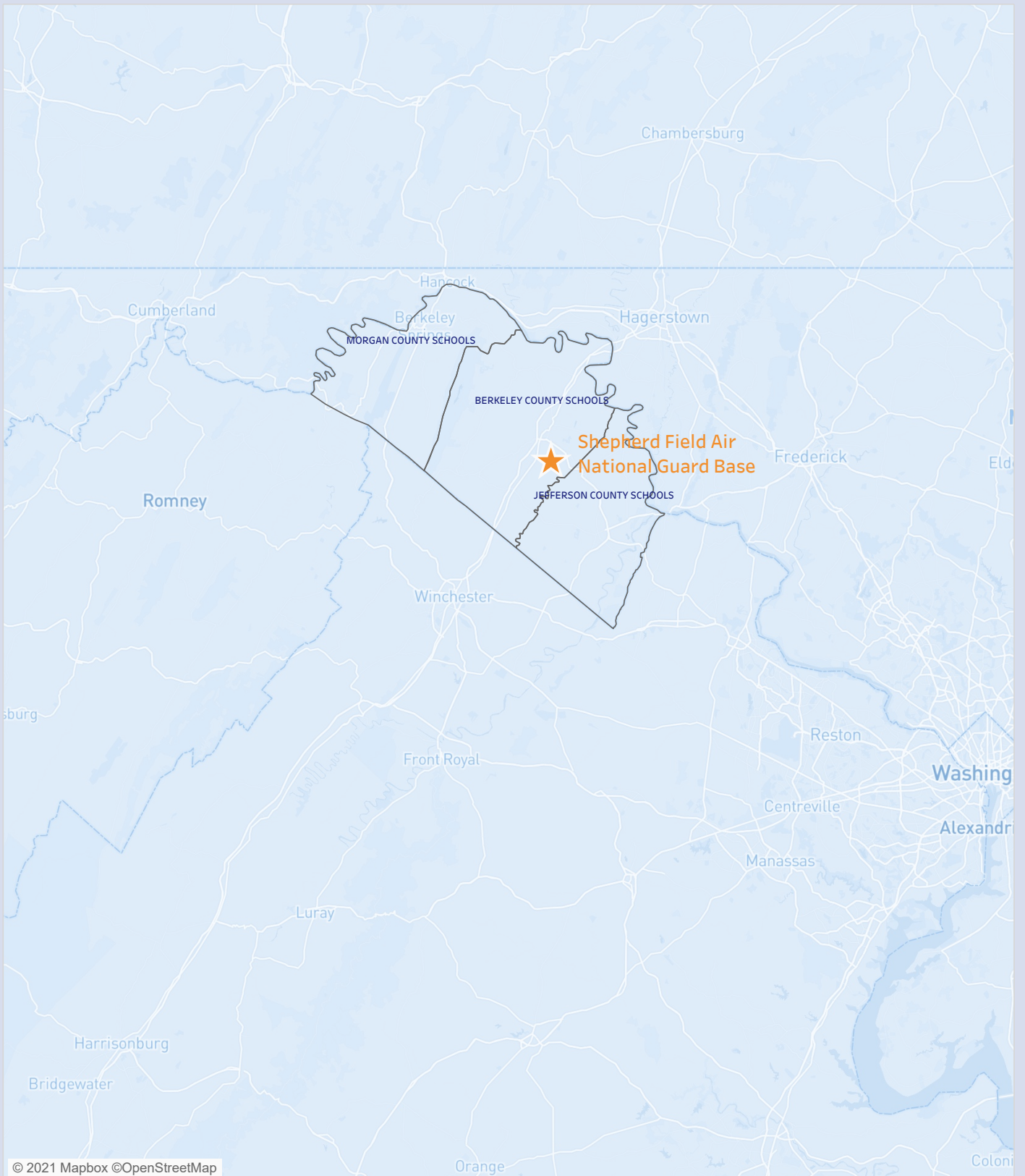
- Graduation rates reflect a 4-year graduation, which was determined to be the expectation of Airmen, Guardians, and their families due to frequency of relocation

- The licensure assessment uses a checklist of licensure rules that states should have, and that they should avoid. For example, having a compact or temporary licensing rule and NOT having supervisory requirements are checklist items that lead to green. The Department of the Air Force reviewed state policies and programs intended to eliminate barriers to license portability for military spouses that were in effect as of 31 Dec. 2021

For additional information on Education and Licensure assessment criteria, methodology and data sources, please see the Support of Military Families Background Information provided at [www.af.mil](http://www.af.mil) under the Support to Families banner. All questions and feedback should be directed to [SAF.MRR.Workflow@us.af.mil](mailto:SAF.MRR.Workflow@us.af.mil).

# Shepherd Field Air National Guard Base, West Virginia

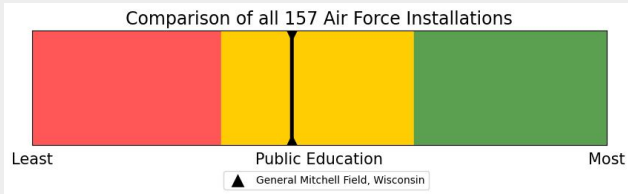
## School Districts Map



# Support of Military Families - 2021

## General Mitchell Field, Wisconsin

### Public Education\*



KEY: ■ < 33.3% ≤ ■ < 66.6% ≤ ■ (Percentile):

### Academic Performance Criteria



Graduation Rate ■ ■

Student Learning Rate ■ ■

### School Climate Criteria



Chronic Absenteeism Rate ■ ■

Suspension Rate ■ ■

### Service Offering Criteria



Pre-Kindergarten Availability ■ ■

Student to Counselor Ratio ■ ■

Student to Mental Health Support Ratio ■ ■

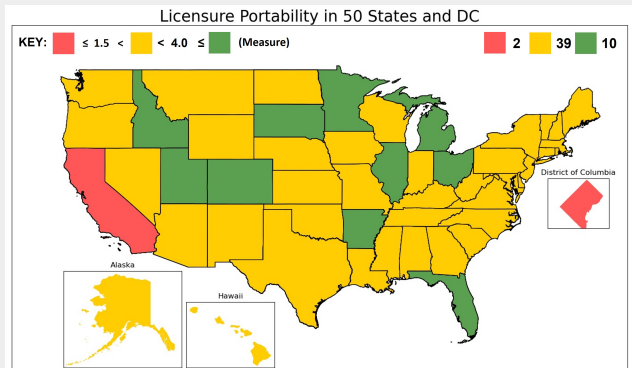
Student to Nurse Ratio ■ ■

Student to Teacher Ratio ■ ■

Data Source	Most Recent Survey Time Period Utilized	Date Last Updated
Department of Education - Civil Rights Data Collection District and School Data	SY 2017-2018	October 2020
Department of Education - EDFacts Graduation Rates (District and School Level)	SY 2018-2019	November 2020
Department of Education - National center for Education Statistics Common Core of Data Public Elementary/ Secondary School Universe Survey Data	SY 2019-2020	March 2021
Department of Education - National Center of Education Statistics Common Core of Data (School Search)	SY 2018-19 School Details and Enrollment Characteristics	April 2020
	SY 2019-20 School Directory Information	July 2020
Center for Education Policy Analysis: Stanford Education Data Archive (SEDA)	SY 2008-2009 through SY 2017-2018	February 2021

\* Public Education is Compiled using 60% Academic Performance, 20% School Climate, and 20% Service Offering.

### Licensure Portability



Accounting ■ ■

Cosmetology ■ ■

EMS ■ ■

Engineering ■ ■

Law ■ ■

Nursing ■ ■

Physical Therapy ■ ■

Psychology ■ ■

Teaching ■ ■

Other Professions ■ ■

Data Source	Most Recent Survey Time Period Utilized	Date Last Updated
State Laws, State Executive Orders, State Bar and Supreme Court Rules (Licensure)	Through Dec. 2021	Dec. 31, 2021

### Areas Requiring Additional Support

#### Public Education

Chronic Absenteeism ■

Student to Counselor ■

Graduation Rates ■

Licensure Language

Profession

No MS rule

Law ■

# Support of Military Families - 2021

## General Mitchell Field, Wisconsin

### Education and Licensure Assessment Narrative

#### Public Education:

(This assessment is a comparative analysis using colors to graphically display results for all criteria and categories. The colors are assigned using percentiles, divided into thirds, to provide information about a location's relative position compared to all other Department of the Air Force installations assessed)

- General Mitchell Field, Wisconsin received an overall yellow rating for public education as it fell within the middle 33 percent of all Air Force installations assessed

- The areas with the lowest relative ranking which require additional state/community support include Chronic Absenteeism Rate, Student to Counselor Ratio, and Graduation Rates

- Change from 2019: General Mitchell Field, Wisconsin's overall education rating did not shift from 2019.

#### Licensure Portability:

- The State of Wisconsin received an overall yellow rating for licensure portability indicating the State statutes (primarily W.S.A. 440.09) contain barriers to licensure and certification portability for military spouses. This assessment was awarded for joining interstate compacts for Nursing and Physical Therapy occupations, and providing current certification as a National Registry EMT for the EMS profession

- Barriers remain for Accounting, Cosmetology, Engineering, Psychology, and Teaching given licensing boards may impart additional requirements at their discretion. Other Occupations also have barriers as current statute does not exclude any other occupations from licensure portability burdens and Law has significant barriers as there are currently no rules established to accommodate licensing for military spouses in the legal profession

- Although Wisconsin has enacted legislation to join the Physical Therapy Compact, as of the time of this assessment, the compact benefits are not yet being provided to military spouses as additional requirements need to be met in order for Wisconsin to fully receive all of the compact privileges

- If you have additional information or recently made changes to your State's licensure statutes, you can send the updated information to [SAF.MRR.Workflow@us.af.mil](mailto:SAF.MRR.Workflow@us.af.mil) for consideration and potential changes to the assessment

- Change from 2019: Despite improvements from AB731 and joining the Physical Therapy Licensure Compact, there was no change from Wisconsin's overall 2019 assessment

#### Additional Notes:

- The education assessment cross references zip codes within the Military Housing Area (MHA) with zip codes of schools in the surrounding districts. Those school districts with zip codes that fall within the MHA of an installation are included in the analysis. In some locations, school district composition may have changed slightly due to the use of updated District IDs obtained from the Department of Education

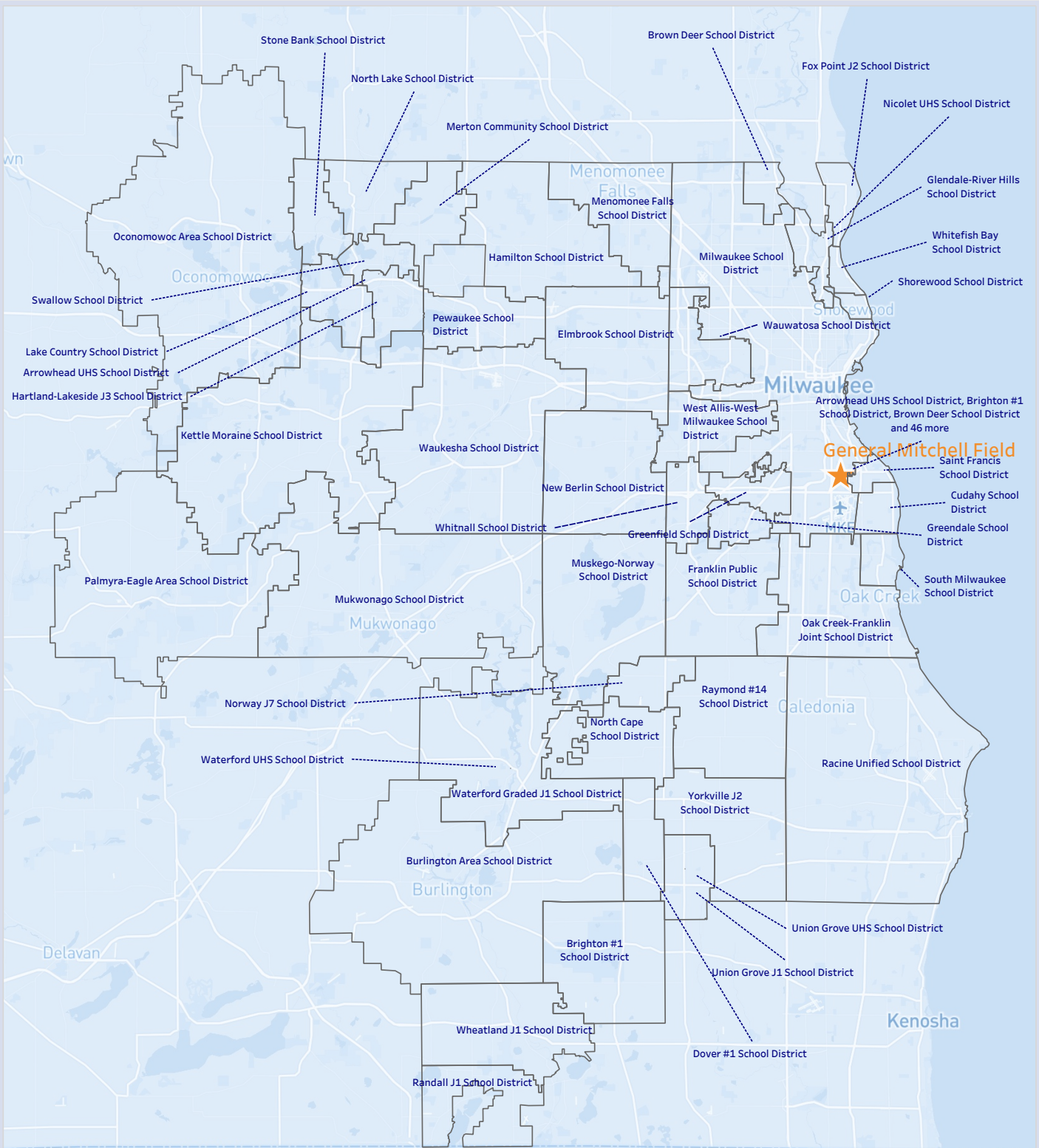
- Graduation rates reflect a 4-year graduation, which was determined to be the expectation of Airmen, Guardians, and their families due to frequency of relocation

- The licensure assessment uses a checklist of licensure rules that states should have, and that they should avoid. For example, having a compact or temporary licensing rule and NOT having supervisory requirements are checklist items that lead to green. The Department of the Air Force reviewed state policies and programs intended to eliminate barriers to license portability for military spouses that were in effect as of 31 Dec. 2021

For additional information on Education and Licensure assessment criteria, methodology and data sources, please see the Support of Military Families Background Information provided at [www.af.mil](http://www.af.mil) under the Support to Families banner. All questions and feedback should be directed to [SAF.MRR.Workflow@us.af.mil](mailto:SAF.MRR.Workflow@us.af.mil).

# General Mitchell Field, Wisconsin

## School Districts Map

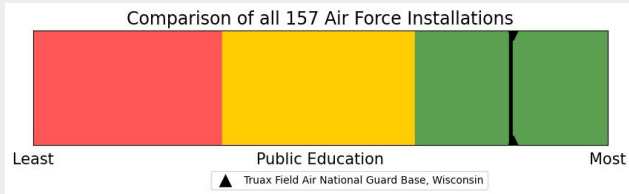


# Support of Military Families - 2021

## Truax Field Air National Guard Base, Wisconsin

### Public Education\*

2019 2021



KEY: ■ < 33.3% ≤ ■ < 66.6% ≤ ■ (Percentile):

### Academic Performance Criteria

2019 2021



Graduation Rate



Student Learning Rate



### School Climate Criteria



Chronic Absenteeism Rate



Suspension Rate



### Service Offering Criteria



Pre-Kindergarten Availability



Student to Counselor Ratio



Student to Mental Health Support Ratio



Student to Nurse Ratio



Student to Teacher Ratio



Data Source	Most Recent Survey Time Period Utilized	Date Last Updated
Department of Education - Civil Rights Data Collection District and School Data	SY 2017-2018	October 2020
Department of Education - EDFacts Graduation Rates (District and School Level)	SY 2018-2019	November 2020
Department of Education - National center for Education Statistics Common Core of Data Public Elementary/ Secondary School Universe Survey Data	SY 2019-2020	March 2021
Department of Education - National Center of Education Statistics Common Core of Data (School Search)	SY 2018-19 School Details and Enrollment Characteristics	April 2020
	SY 2019-20 School Directory Information	July 2020
Center for Education Policy Analysis: Stanford Education Data Archive (SEDA)	SY 2008-2009 through SY 2017-2018	February 2021

\* Public Education is Compiled using 60% Academic Performance, 20% School Climate, and 20% Service Offering.

### Licensure Portability

2019 2021



Accounting



Cosmetology



EMS



Engineering



Law



Nursing



Physical Therapy



Psychology



Teaching



Other Professions



Data Source	Most Recent Survey Time Period Utilized	Date Last Updated
State Laws, State Executive Orders, State Bar and Supreme Court Rules (Licensure)	Through Dec. 2021	Dec. 31, 2021

### Areas Requiring Additional Support

#### Public Education

Student to Counselor



PreK



Chronic Absenteeism



Licensure Language

Profession

No MS rule

Law



# Support of Military Families - 2021

## Truax Field Air National Guard Base, Wisconsin

### Education and Licensure Assessment Narrative

#### Public Education:

(This assessment is a comparative analysis using colors to graphically display results for all criteria and categories. The colors are assigned using percentiles, divided into thirds, to provide information about a location's relative position compared to all other Department of the Air Force installations assessed)

- Truax Field Air National Guard Base, Wisconsin received an overall green rating for public education as it fell within the top 33 percent of all Air Force installations assessed
- The areas with the lowest relative ranking which require additional state/community support include Student to Counselor Ratio, Pre-school Availability, and Chronic Absenteeism Rate
- Change from 2019: Truax Field Air National Guard Base, Wisconsin's overall education rating did not shift from 2019.

#### Licensure Portability:

•The State of Wisconsin received an overall yellow rating for licensure portability indicating the State statutes (primarily W.S.A. 440.09) contain barriers to licensure and certification portability for military spouses. This assessment was awarded for joining interstate compacts for Nursing and Physical Therapy occupations, and providing current certification as a National Registry EMT for the EMS profession

•Barriers remain for Accounting, Cosmetology, Engineering, Psychology, and Teaching given licensing boards may impart additional requirements at their discretion. Other Occupations also have barriers as current statute does not exclude any other occupations from licensure portability burdens and Law has significant barriers as there are currently no rules established to accommodate licensing for military spouses in the legal profession

•Although Wisconsin has enacted legislation to join the Physical Therapy Compact, as of the time of this assessment, the compact benefits are not yet being provided to military spouses as additional requirements need to be met in order for Wisconsin to fully receive all of the compact privileges

•If you have additional information or recently made changes to your State's licensure statutes, you can send the updated information to [SAF.MRR.Workflow@us.af.mil](mailto:SAF.MRR.Workflow@us.af.mil) for consideration and potential changes to the assessment

•Change from 2019: Despite improvements from AB731 and joining the Physical Therapy Licensure Compact, there was no change from Wisconsin's overall 2019 assessment

#### Additional Notes:

•The education assessment cross references zip codes within the Military Housing Area (MHA) with zip codes of schools in the surrounding districts. Those school districts with zip codes that fall within the MHA of an installation are included in the analysis. In some locations, school district composition may have changed slightly due to the use of updated District IDs obtained from the Department of Education

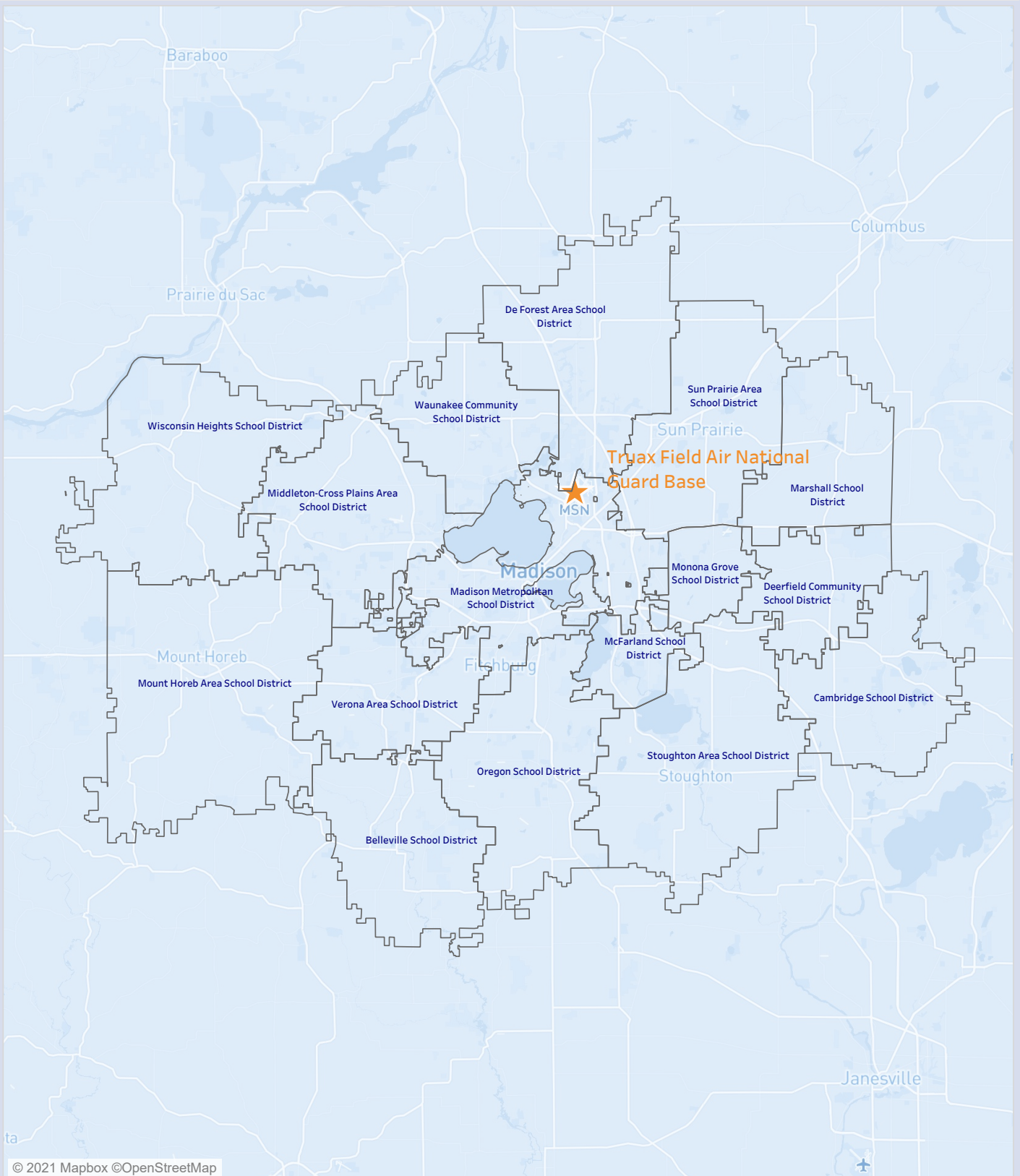
•Graduation rates reflect a 4-year graduation, which was determined to be the expectation of Airmen, Guardians, and their families due to frequency of relocation

•The licensure assessment uses a checklist of licensure rules that states should have, and that they should avoid. For example, having a compact or temporary licensing rule and NOT having supervisory requirements are checklist items that lead to green. The Department of the Air Force reviewed state policies and programs intended to eliminate barriers to license portability for military spouses that were in effect as of 31 Dec. 2021

For additional information on Education and Licensure assessment criteria, methodology and data sources, please see the Support of Military Families Background Information provided at [www.af.mil](http://www.af.mil) under the Support to Families banner. All questions and feedback should be directed to [SAF.MRR.Workflow@us.af.mil](mailto:SAF.MRR.Workflow@us.af.mil).

# Truax Field Air National Guard Base, Wisconsin

## School Districts Map



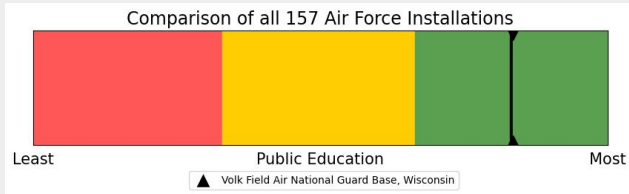


# Support of Military Families - 2021

## Volk Field Air National Guard Base, Wisconsin

### Public Education\*

2019 2021



KEY: ■ < 33.3% ≤ ■ < 66.6% ≤ ■ (Percentile):

### Academic Performance Criteria

2019 2021



Graduation Rate



Student Learning Rate



### School Climate Criteria



Chronic Absenteeism Rate



Suspension Rate



### Service Offering Criteria



Pre-Kindergarten Availability



Student to Counselor Ratio



Student to Mental Health Support Ratio



Student to Nurse Ratio



Student to Teacher Ratio



Data Source	Most Recent Survey Time Period Utilized	Date Last Updated
Department of Education - Civil Rights Data Collection District and School Data	SY 2017-2018	October 2020
Department of Education - EDFacts Graduation Rates (District and School Level)	SY 2018-2019	November 2020
Department of Education - National center for Education Statistics Common Core of Data Public Elementary/ Secondary School Universe Survey Data	SY 2019-2020	March 2021
Department of Education - National Center of Education Statistics Common Core of Data (School Search)	SY 2018-19 School Details and Enrollment Characteristics	April 2020
	SY 2019-20 School Directory Information	July 2020
Center for Education Policy Analysis: Stanford Education Data Archive (SEDA)	SY 2008-2009 through SY 2017-2018	February 2021

\* Public Education is Compiled using 60% Academic Performance, 20% School Climate, and 20% Service Offering.

### Licensure Portability

2019 2021



Accounting

2019 2021



Cosmetology



EMS



Engineering



Law



Nursing



Physical Therapy



Psychology



Teaching



Other Professions



Data Source	Most Recent Survey Time Period Utilized	Date Last Updated
State Laws, State Executive Orders, State Bar and Supreme Court Rules (Licensure)	Through Dec. 2021	Dec. 31, 2021

### Areas Requiring Additional Support

#### Public Education

Student to Nurse



Mental Health Support



Chronic Absenteeism



Licensure Language

Profession

No MS rule

Law



# Support of Military Families - 2021

## Volk Field Air National Guard Base, Wisconsin

### Education and Licensure Assessment Narrative

#### Public Education:

(This assessment is a comparative analysis using colors to graphically display results for all criteria and categories. The colors are assigned using percentiles, divided into thirds, to provide information about a location's relative position compared to all other Department of the Air Force installations assessed)

- Volk Field Air National Guard Base, Wisconsin received an overall green rating for public education as it fell within the top 33 percent of all Air Force installations assessed

- The areas with the lowest relative ranking which require additional state/community support include Student to Nurse Ratio, Student to Mental Health Professional Ratio, and Chronic Absenteeism Rate

- Change from 2019: Volk Field Air National Guard Base, Wisconsin's overall education rating did not shift from 2019.

#### Licensure Portability:

- The State of Wisconsin received an overall yellow rating for licensure portability indicating the State statutes (primarily W.S.A. 440.09) contain barriers to licensure and certification portability for military spouses. This assessment was awarded for joining interstate compacts for Nursing and Physical Therapy occupations, and providing current certification as a National Registry EMT for the EMS profession

- Barriers remain for Accounting, Cosmetology, Engineering, Psychology, and Teaching given licensing boards may impart additional requirements at their discretion. Other Occupations also have barriers as current statute does not exclude any other occupations from licensure portability burdens and Law has significant barriers as there are currently no rules established to accommodate licensing for military spouses in the legal profession

- Although Wisconsin has enacted legislation to join the Physical Therapy Compact, as of the time of this assessment, the compact benefits are not yet being provided to military spouses as additional requirements need to be met in order for Wisconsin to fully receive all of the compact privileges

- If you have additional information or recently made changes to your State's licensure statutes, you can send the updated information to [SAF.MRR.Workflow@us.af.mil](mailto:SAF.MRR.Workflow@us.af.mil) for consideration and potential changes to the assessment

- Change from 2019: Despite improvements from AB731 and joining the Physical Therapy Licensure Compact, there was no change from Wisconsin's overall 2019 assessment

#### Additional Notes:

- The education assessment cross references zip codes within the Military Housing Area (MHA) with zip codes of schools in the surrounding districts. Those school districts with zip codes that fall within the MHA of an installation are included in the analysis. In some locations, school district composition may have changed slightly due to the use of updated District IDs obtained from the Department of Education

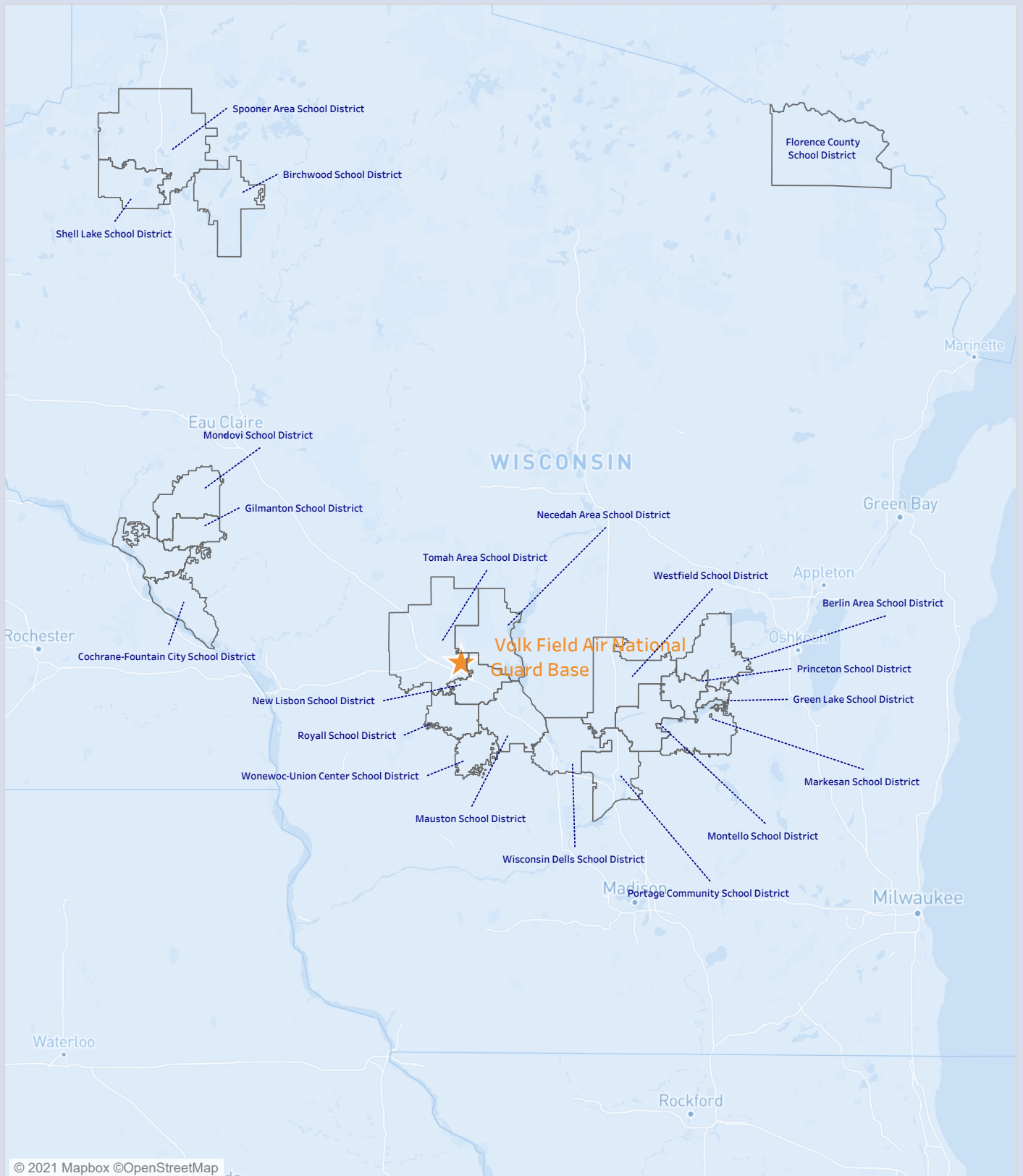
- Graduation rates reflect a 4-year graduation, which was determined to be the expectation of Airmen, Guardians, and their families due to frequency of relocation

- The licensure assessment uses a checklist of licensure rules that states should have, and that they should avoid. For example, having a compact or temporary licensing rule and NOT having supervisory requirements are checklist items that lead to green. The Department of the Air Force reviewed state policies and programs intended to eliminate barriers to license portability for military spouses that were in effect as of 31 Dec. 2021

For additional information on Education and Licensure assessment criteria, methodology and data sources, please see the Support of Military Families Background Information provided at [www.af.mil](http://www.af.mil) under the Support to Families banner. All questions and feedback should be directed to [SAF.MRR.Workflow@us.af.mil](mailto:SAF.MRR.Workflow@us.af.mil).

# Volk Field Air National Guard Base, Wisconsin

## School Districts Map

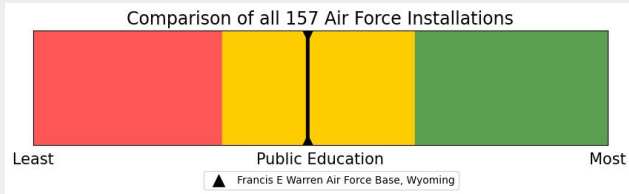


# Support of Military Families - 2021

## Francis E Warren Air Force Base, Wyoming

### Public Education\*

2019 2021



KEY: ■ < 33.3% ≤ ■ < 66.6% ≤ ■ (Percentile):

### Academic Performance Criteria

2019 2021



Graduation Rate



Student Learning Rate



### School Climate Criteria



Chronic Absenteeism Rate



Suspension Rate



### Service Offering Criteria



Pre-Kindergarten Availability



Student to Counselor Ratio



Student to Mental Health Support Ratio



Student to Nurse Ratio



Student to Teacher Ratio



Data Source	Most Recent Survey Time Period Utilized	Date Last Updated
Department of Education - Civil Rights Data Collection District and School Data	SY 2017-2018	October 2020
Department of Education - EDFacts Graduation Rates (District and School Level)	SY 2018-2019	November 2020
Department of Education - National center for Education Statistics Common Core of Data Public Elementary/ Secondary School Universe Survey Data	SY 2019-2020	March 2021
Department of Education - National Center of Education Statistics Common Core of Data (School Search)	SY 2018-19 School Details and Enrollment Characteristics SY 2019-20 School Directory Information	April 2020 July 2020
Center for Education Policy Analysis: Stanford Education Data Archive (SEDA)	SY 2008-2009 through SY 2017-2018	February 2021

\* Public Education is Compiled using 60% Academic Performance, 20% School Climate, and 20% Service Offering.

### Licensure Portability

2019 2021



Accounting



Cosmetology



EMS



Engineering



Law



Nursing



Physical Therapy



Psychology



Teaching



Other Professions



Data Source	Most Recent Survey Time Period Utilized	Date Last Updated
State Laws, State Executive Orders, State Bar and Supreme Court Rules (Licensure)	Through Dec. 2021	Dec. 31, 2021

### Areas Requiring Additional Support

#### Public Education

Student to Counselor



PreK



Graduation Rates



#### Licensure Language

Substantial equivalence Issue temporary license

#### Profession

Accounting, Cosmetology, Engineering, Physical Therapy, Psychology, Teaching



# Support of Military Families - 2021

## Francis E Warren Air Force Base, Wyoming

### Education and Licensure Assessment Narrative

#### Public Education:

(This assessment is a comparative analysis using colors to graphically display results for all criteria and categories. The colors are assigned using percentiles, divided into thirds, to provide information about a location's relative position compared to all other Department of the Air Force installations assessed)

- Francis E Warren Air Force Base, Wyoming received an overall red rating for public education as it fell within the bottom 33 percent of all Air Force installations assessed
- The areas with the lowest relative ranking which require additional state/community support include Student to Counselor Ratio, Pre-school Availability, and Graduation Rates
- Change from 2019: Francis E Warren Air Force Base, Wyoming's overall education rating changed from yellow to red from 2019.

#### Licensure Portability:

- The State of Wyoming received an overall yellow rating for licensure portability indicating the State statutes (primarily Senate File NO. SF0018) contain barriers to licensure and certification portability for military spouses. This assessment was awarded for joining an interstate compact for Nursing and accepting current certification from all states for the EMS profession. The State also provides temporary licensure to military spouses with no supervisory requirements for the Law profession
- Barriers remain for Accounting, Cosmetology, Engineering, Physical Therapy, Psychology, and Teaching which include "substantial equivalency" requirements. This allows acceptance of another state's license if the requirements for obtaining the license are sufficiently similar to their own State's requirements and precludes acceptance if the requirements are not similar. Other Occupations also have barriers as current statute does not exclude any other occupations from licensure portability burdens
- If you have additional information or recently made changes to your State's licensure statutes, you can send the updated information to [SAF.MRR.Workflow@us.af.mil](mailto:SAF.MRR.Workflow@us.af.mil) for consideration and potential changes to the assessment
- Change from 2019: Despite enacting SF0018 and joining the Audiology/Speech-Language Pathology Interstate Compact there was no change from the 2019 assessment due to the burden substantial equivalence requirements place on military spouses

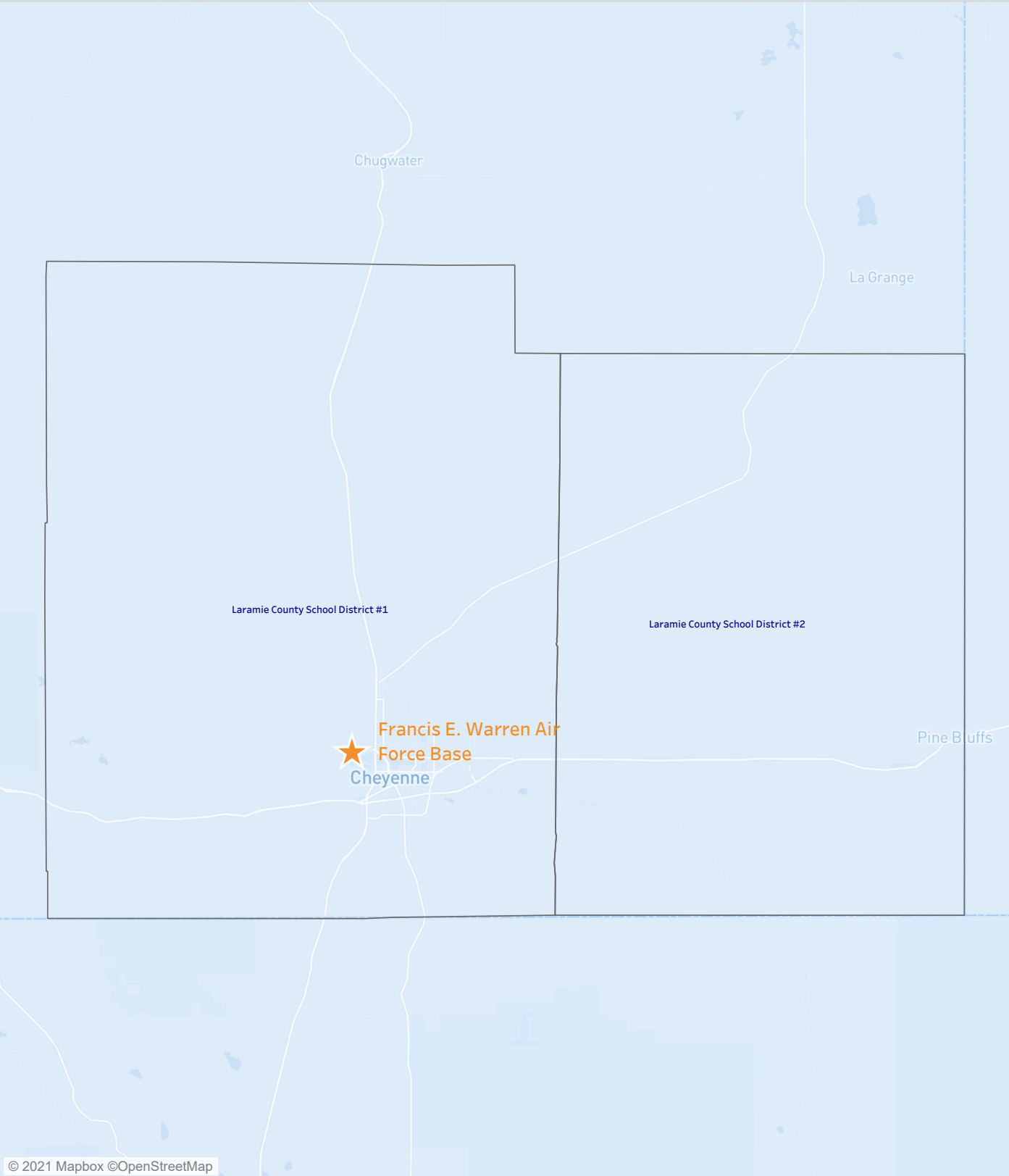
#### Additional Notes:

- The education assessment cross references zip codes within the Military Housing Area (MHA) with zip codes of schools in the surrounding districts. Those school districts with zip codes that fall within the MHA of an installation are included in the analysis. In some locations, school district composition may have changed slightly due to the use of updated District IDs obtained from the Department of Education
- Graduation rates reflect a 4-year graduation, which was determined to be the expectation of Airmen, Guardians, and their families due to frequency of relocation
- The licensure assessment uses a checklist of licensure rules that states should have, and that they should avoid. For example, having a compact or temporary licensing rule and NOT having supervisory requirements are checklist items that lead to green. The Department of the Air Force reviewed state policies and programs intended to eliminate barriers to license portability for military spouses that were in effect as of 31 Dec. 2021

For additional information on Education and Licensure assessment criteria, methodology and data sources, please see the Support of Military Families Background Information provided at [www.af.mil](http://www.af.mil) under the Support to Families banner. All questions and feedback should be directed to [SAF.MRR.Workflow@us.af.mil](mailto:SAF.MRR.Workflow@us.af.mil).

# Francis E. Warren Air Force Base, Wyoming

## School Districts Map

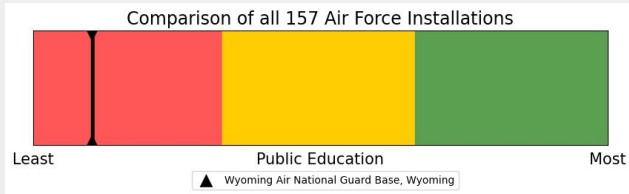


# Support of Military Families - 2021

## Wyoming Air National Guard Base, Wyoming

### Public Education\*

2019 2021



KEY: ■ < 33.3% ■ 33.3% ≤ < 66.6% ■ 66.6% ≤ (Percentile):

### Academic Performance Criteria

2019 2021



Graduation Rate



Student Learning Rate



### School Climate Criteria



Chronic Absenteeism Rate



Suspension Rate



### Service Offering Criteria



Pre-Kindergarten Availability



Student to Counselor Ratio



Student to Mental Health Support Ratio



Student to Nurse Ratio



Student to Teacher Ratio

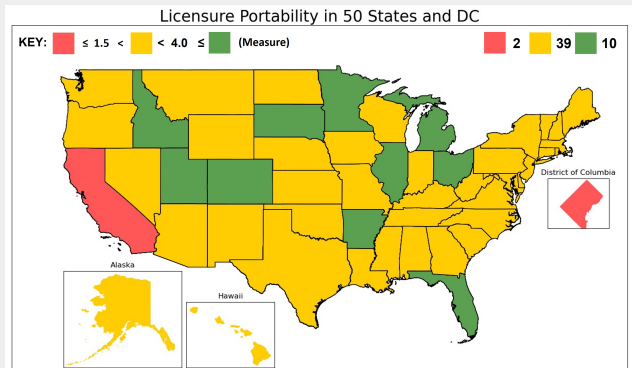


Data Source	Most Recent Survey Time Period Utilized	Date Last Updated
Department of Education - Civil Rights Data Collection District and School Data	SY 2017-2018	October 2020
Department of Education - EDFacts Graduation Rates (District and School Level)	SY 2018-2019	November 2020
Department of Education - National center for Education Statistics Common Core of Data Public Elementary/ Secondary School Universe Survey Data	SY 2019-2020	March 2021
Department of Education - National Center of Education Statistics Common Core of Data (School Search)	SY 2018-19 School Details and Enrollment Characteristics SY 2019-20 School Directory Information	April 2020 July 2020
Center for Education Policy Analysis: Stanford Education Data Archive (SEDA)	SY 2008-2009 through SY 2017-2018	February 2021

\* Public Education is Compiled using 60% Academic Performance, 20% School Climate, and 20% Service Offering.

### Licensure Portability

2019 2021



Accounting



Cosmetology



EMS



Engineering



Law



Nursing



Physical Therapy



Psychology



Teaching



Other Professions



Data Source	Most Recent Survey Time Period Utilized	Date Last Updated
State Laws, State Executive Orders, State Bar and Supreme Court Rules (Licensure)	Through Dec. 2021	Dec. 31, 2021

### Areas Requiring Additional Support

#### Public Education

Student to Counselor



PreK



Graduation Rates



#### Licensure Language

Substantial equivalence issue temporary license

#### Profession

Accounting, Cosmetology, Engineering, Physical Therapy, Psychology, Teaching



# Support of Military Families - 2021

## Wyoming Air National Guard Base, Wyoming

### Education and Licensure Assessment Narrative

#### Public Education:

(This assessment is a comparative analysis using colors to graphically display results for all criteria and categories. The colors are assigned using percentiles, divided into thirds, to provide information about a location's relative position compared to all other Department of the Air Force installations assessed)

- Wyoming Air National Guard Base, Wyoming received an overall red rating for public education as it fell within the bottom 33 percent of all Air Force installations assessed

- The areas with the lowest relative ranking which require additional state/community support include Student to Counselor Ratio, Pre-school Availability, and Graduation Rates

- Change from 2019: Wyoming Air National Guard Base, Wyoming's overall education rating changed from yellow to red from 2019.

#### Licensure Portability:

- The State of Wyoming received an overall yellow rating for licensure portability indicating the State statutes (primarily Senate File NO. SF0018) contain barriers to licensure and certification portability for military spouses. This assessment was awarded for joining an interstate compact for Nursing and accepting current certification from all states for the EMS profession. The State also provides temporary licensure to military spouses with no supervisory requirements for the Law profession

- Barriers remain for Accounting, Cosmetology, Engineering, Physical Therapy, Psychology, and Teaching which include "substantial equivalency" requirements. This allows acceptance of another state's license if the requirements for obtaining the license are sufficiently similar to their own State's requirements and precludes acceptance if the requirements are not similar. Other Occupations also have barriers as current statute does not exclude any other occupations from licensure portability burdens

- If you have additional information or recently made changes to your State's licensure statutes, you can send the updated information to [SAF.MRR.Workflow@us.af.mil](mailto:SAF.MRR.Workflow@us.af.mil) for consideration and potential changes to the assessment

- Change from 2019: Despite enacting SF0018 and joining the Audiology/Speech-Language Pathology Interstate Compact there was no change from the 2019 assessment due to the burden substantial equivalence requirements place on military spouses

#### Additional Notes:

- The education assessment cross references zip codes within the Military Housing Area (MHA) with zip codes of schools in the surrounding districts. Those school districts with zip codes that fall within the MHA of an installation are included in the analysis. In some locations, school district composition may have changed slightly due to the use of updated District IDs obtained from the Department of Education

- Graduation rates reflect a 4-year graduation, which was determined to be the expectation of Airmen, Guardians, and their families due to frequency of relocation

- The licensure assessment uses a checklist of licensure rules that states should have, and that they should avoid. For example, having a compact or temporary licensing rule and NOT having supervisory requirements are checklist items that lead to green. The Department of the Air Force reviewed state policies and programs intended to eliminate barriers to license portability for military spouses that were in effect as of 31 Dec. 2021

For additional information on Education and Licensure assessment criteria, methodology and data sources, please see the Support of Military Families Background Information provided at [www.af.mil](http://www.af.mil) under the Support to Families banner. All questions and feedback should be directed to [SAF.MRR.Workflow@us.af.mil](mailto:SAF.MRR.Workflow@us.af.mil).



# Wyoming Air National Guard Base, Wyoming

## School Districts Map

