



# **Disaster Relief Fund: Monthly Report**

**as of December 31, 2021**

*January 7, 2022*

**Fiscal Year 2022 Report to Congress**



**Homeland  
Security**

*Federal Emergency Management Agency*

# Foreword from the Administrator

January 7, 2022

I am pleased to present the following, “Disaster Relief Fund: Monthly Report,” which has been prepared by the Federal Emergency Management Agency.

This document has been compiled pursuant to language set forth in the Fiscal Year (FY) 2022 Further Continuing Appropriations Act (P.L. 117-70), which extends the terms and conditions of the FY 2021 Department of Homeland Security Appropriations Act (P.L. 116-260) and its accompanying Joint Explanatory Statement and House Report 116-458; and in the Coronavirus Aid, Relief, and Economic Security Act (P.L. 116-136).



Pursuant to congressional requirements, this report is being provided to the following Members of Congress:

The Honorable Lucille Roybal-Allard  
Chairwoman, House Appropriations Subcommittee on Homeland Security

The Honorable Chuck Fleischmann  
Ranking Member, House Appropriations Subcommittee on Homeland Security

The Honorable Chris Murphy  
Chair, Senate Appropriations Subcommittee on Homeland Security

The Honorable Shelley Moore Capito  
Ranking Member, Appropriations Subcommittee on Homeland Security

Inquiries relating to this report may be directed to me at (202) 646-3900.

Sincerely,

A handwritten signature in blue ink that reads "Deanne Criswell". The signature is written in a cursive, flowing style.

Deanne Criswell  
Administrator  
Federal Emergency Management Agency



# Disaster Relief Fund: Monthly Report as of December 31, 2021

## Table of Contents

I.	Legislative Language.....	1
II.	Background .....	3
	Appendix A: DRF Appropriations Summary .....	5
	Appendix B: DRF Funding Activity .....	6
	Appendix C: Obligations and Estimates by Spending Category.....	14
	Appendix D: Allocations, Obligations, & Expenditures.....	15
	Appendix E: Fund Exhaustion Date.....	25
	Appendix F: DRF Cost Estimation Bridge Table .....	26
	Appendix G: BRIC-PDM History and Fund Status .....	28

# I. Legislative Language

This document has been compiled pursuant to language set forth in the Fiscal Year (FY) 2022 Further Continuing Appropriations Act (P.L. 117-70), which extends the terms and conditions of the FY 2021 Department of Homeland Security Appropriations Act (P.L. 116-260) and its accompanying Joint Explanatory Statement and House Report 116-458; and in the Coronavirus Aid, Relief, and Economic Security Act (P.L. 116-136).

P.L. 117-70 states:

SEC. 101. The Continuing Appropriations Act, 2022 (division A of Public Law 117-43) is amended—

(1) by striking the date specified in section 106(3) and inserting “February 18, 2022”...

P.L. 117-43 states:

The following sums are hereby appropriated, out of any money in the Treasury not otherwise appropriated, and out of applicable corporate or other revenues, receipts, and funds, for the several departments, agencies, corporations, and other organizational units of Government for fiscal year 2022, and for other purposes, namely:

SEC. 101. Such amounts as may be necessary, at a rate for operations as provided in the applicable appropriations Acts for fiscal year 2021 and under the authority and conditions provided in such Acts, for continuing projects or activities (including the costs of direct loans and loan guarantees) that are not otherwise specifically provided for in this Act, that were conducted in fiscal year 2021, and for which appropriations, funds, or other authority were made available in the following appropriations Acts:

... (6) The Department of Homeland Security Appropriations Act, 2021 (division F of Public Law 116-260), except section 538, and including sections 101 through 103 and section 105 of title I of division O of Public Law 116-260.

SEC. 106. Unless otherwise provided for in this Act or in the applicable appropriations Act for fiscal year 2022, appropriations and funds made available and authority granted pursuant to this Act shall be available until whichever of the following first occurs:

(1) The enactment into law of an appropriation for any project or activity provided for in this Act.

(2) The enactment into law of the applicable appropriations Act for fiscal year 2022 without any provision for such project or activity.

(3) December 3, 2021.

P.L. 116-260 (referenced above) states:

The reporting requirements in paragraphs (1) and (2) under the heading “Federal Emergency Management Agency-Disaster Relief Fund” in the Department of Homeland Security Appropriations Act, 2015 (Public Law 114-4) shall be applied in fiscal year 2021 with respect to budget year 2022 and current fiscal year 2021, respectively-

- (1) in paragraph (1) by substituting “fiscal year 2022” for “fiscal year 2016”; and
- (2) in paragraph (2) by inserting “business” after “fifth”.

P.L. 114-4 (referenced above) states:

*Provided*, That the Administrator of the Federal Emergency Management Agency shall submit to the Committees on Appropriations of the Senate and the House of Representatives the following reports, including a specific description of the methodology and the source data used in developing such reports.

- (2) an estimate or actual amounts, if available, of the following for the current fiscal year shall be submitted not later than the fifth day of each month, and shall be published by the Administrator on the Agency's Web site not later than the fifth day of each month:
  - (A) a summary of the amount of appropriations made available by source, the transfers executed, the previously allocated funds recovered, and the commitments, allocations, and obligations made;
  - (B) a table of disaster relief activity delineated by month, including-
    - (i) the beginning and ending balances;
    - (ii) the total obligations to include amounts obligated for fire assistance, emergencies, surge, and disaster support activities;
    - (iii) the obligations for catastrophic events delineated by event and bystate; and
    - (iv) the amount of previously obligated funds that are recovered;
  - (C) a summary of allocations, obligations, and expenditures for catastrophic events delineated by event;

- (D) in addition, for a disaster declaration related to Hurricane Sandy, the cost of the following categories of spending: public assistance, individual assistance, mitigation, administrative, operations, and any other relevant category (including emergency measures and disaster resources); and
- (E) the date on which funds appropriated will be exhausted...

P.L. 116-136 states:

*Provided further*, That every 30 days the Administrator shall provide the Committees on Appropriations of the Senate and the House of Representatives both projected and actual costs for funds provided under this heading for major disasters and any other expenses...

This report covers activities as of December 31, 2021.

## II. Background

P.L. 116-260 requires that the Federal Emergency Management Agency (FEMA) Administrator provide a report by the fifth business day of each month on the Disaster Relief Fund (DRF) that includes a funding summary, a table delineating DRF funding activities each month by state and event, a summary of the funding for the catastrophic events, and the fund exhaustion date, or end-of-fiscal-year balance.

P.L. 116-136 requires that both projected and actual costs for funds provided by it for major disasters and any other expenses be provided to the House and Senate Appropriations Committees.

Consequently, the following report elements are included:

1. Appendix A is an appropriations summary that includes a synopsis of the amount of appropriations made available by source, the transfers executed, the previously allocated funds recovered, and the commitments, allocations, and obligations.
2. Appendix B presents details on the DRF funding activities delineated by month.
3. Appendix C presents obligations and estimates by spending category for Hurricanes Sandy, Harvey, Irma, and Maria; Coronavirus Disease 2019 (COVID-19); and declarations since August 1, 2017.
4. Appendix D presents funding summaries for the current active catastrophic events including the allocations, obligations, and expenditures.
5. Appendix E presents the fund exhaustion date, or end-of-fiscal-year balance.
6. Appendix F presents a bridge table that provides explanation for the monthly and baseline change for all activities to include details for catastrophic events.
7. Appendix G presents the fund history and current status of the Building Resilient Infrastructure and Communities (BRIC)/Pre-Disaster Mitigation (PDM) program.

<b>Disaster Relief Fund Congressional Monthly Report</b>			
<b>as of December 31, 2021</b>			
(Dollars in Millions)			
	<b>Major Declarations</b>	<b>Base</b>	<b>Total</b>
Carryover From FY 2021	\$ 28,327	\$ 4,037	\$ 32,364
FY 2022 Appropriation/CR <sup>(1)</sup>	17,142		17,142
FY 2022 Recoveries	1,310	83	1,393
<b>Total Budget Authority</b>	<b>46,779</b>	<b>4,120</b>	<b>50,899</b>
Anticipated Transfers to DADLP <sup>(2)</sup>	(15)		(15)
6% for Predisaster Mitigation per DRRRA <sup>(3)</sup>	(18)		(18)
Anticipated Transfers to USAID <sup>(4)</sup>		(10)	(10)
<b>Revised Budget Authority</b>	<b>46,746</b>	<b>4,110</b>	<b>50,856</b>
Obligations <sup>(5)</sup>	(12,265)	(153)	(12,418)
<b>Balance</b>	<b>34,481</b>	<b>3,957</b>	<b>38,438</b>
<b>Projections for the Remainder of FY 2022</b>			
Projected FY 2022 Additional Obligations			
Based on Existing Spend Plans			
Non-Catastrophic Disasters			
Catastrophic Disasters	(27,899)		(27,899)
DRS and Other		(302)	(302)
Predisaster Mitigation			
<b>Subtotal Existing Spend Plans</b>	<b>(27,899)</b>	<b>(302)</b>	<b>(28,201)</b>
Based on 10-year Average			
Non-Catastrophic Disasters			
EM, FMAG, and SU	(1,857)		(1,857)
<b>Subtotal 10-year Average</b>	<b>(1,857)</b>	<b>(415)</b>	<b>(2,272)</b>
<b>Total Projected FY 2022 Additional Obligations</b>	<b>(29,756)</b>	<b>(717)</b>	<b>(30,473)</b>
Projected Additional Recoveries	1,690	217	1,907
<b>Balance</b>	<b>\$ 6,415</b>	<b>\$ 3,457</b>	<b>\$ 9,872</b>
<b>Notes:</b>			
(1) Pursuant to section 133 of the FY 2022 Continuing Appropriations Act (P. L. 117-43), the DRF appropriation may be apportioned as necessary, up to the FY 2021 enacted levels, to carry out response and recovery activities.			
(2) Pursuant to P.L. 115-72, Additional Supplemental Appropriations for Disaster Relief Requirements Act, 2017, and P.L. 116-260, FY 2021 DHS Appropriations Act.			
(3) Pursuant to the Disaster Recovery Reform Act (DRRA) (P.L. 115-254). See Appendix G for additional information regarding the BRIC program balance. The BRIC funding continues to be available to FEMA for other purposes should the DRF Majors balance drop too low to cover immediate response or recovery needs.			
(4) Anticipated transfers to the U.S. Agency for International Development (USAID) for Compact Aid Agreement.			
(5) As of December 31, 2021, unobligated commitments totaled \$140 million and uncommitted/unobligated allocations totaled \$665 million.			

Source of financial information is the Integrated Financial Management Information System (IFMIS).



**APPENDIX B: DRF Funding Activity (Details)**

**Disaster Relief Fund Monthly Obligations FY 2022  
DRF Monthly Spend Plan (FY 2022)  
(\$ in millions)  
as of December 31, 2021**

	<u>Oct-21</u>	<u>Nov-21</u>	<u>Dec-21</u>	<u>Jan-22</u>	<u>Feb-22</u>	<u>Mar-22</u>	<u>Apr-22</u>	<u>May-22</u>	<u>Jun-22</u>	<u>Jul-22</u>	<u>Aug-22</u>	<u>Sep-22</u>	<u>Total</u>
<b>Beginning of Month DRF Balance</b>	\$ 32,364	\$ 46,632	\$ 45,026	\$ 38,438	\$ 34,682	\$ 31,175	\$ 27,625	\$ 25,215	\$ 21,794	\$ 18,953	\$ 16,882	\$ 12,472	\$ 9,872
<b>FY 2022 Appropriation/ CR <sup>(1)</sup></b>	17,142												
<b>Anticipated Transfers to DADLP <sup>(2)</sup></b>	(15)												
<b>Predisaster Mitigation <sup>(3)</sup></b>	(9)	(8)	(1)										
<b>Anticipated Transfers to USAID <sup>(4)</sup></b>	(10)												
<b>Total Available</b>	49,472	46,624	45,025	38,438	34,682	31,175	27,625	25,215	21,794	18,953	16,882	12,472	9,872
<b>Major Declarations</b>	45,445	42,617	41,036	34,481	30,776	27,325	23,847	21,490	18,109	15,311	13,283	8,938	6,415
<b>Base</b>	4,027	4,007	3,989	3,957	3,906	3,850	3,778	3,725	3,685	3,642	3,599	3,534	3,457
<b>DRF Base Activities</b>													
<b>Emergencies</b>													
Monthly Actual/ Estimated Obligations	(8)	(3)	(2)	(10)	(10)	(10)	(10)	(11)	(11)	(11)	(11)	(11)	(108)
<b>Fire Management</b>													
Monthly Actual/ Estimated Obligations	(4)	(20)	(8)	(20)	(29)	(13)	(16)	(12)	(13)	(17)	(20)	(34)	(206)
<b>Surge</b>													
Monthly Actual/ Estimated Obligations	-	(2)	-	(16)	(16)	(16)	(16)	(16)	(16)	(16)	(17)	(17)	(148)
<b>Disaster Support &amp; Other Activities</b>													
DRS Monthly Actual/ Estimated Obligations	(20)	(44)	(31)	(27)	(23)	(55)	(33)	(23)	(25)	(21)	(39)	(37)	(378)
Other Monthly Actual/ Estimated Obligations	(1)	(2)	(8)	(2)	(2)	(2)	(2)	(2)	(2)	(2)	(2)	(3)	(30)
Monthly Actual/ Estimated Obligations	(21)	(46)	(39)	(29)	(25)	(57)	(35)	(25)	(27)	(23)	(41)	(40)	(408)
<b>Total DRF Base Actual/ Estimated Obligations</b>	(33)	(71)	(49)	(75)	(80)	(96)	(77)	(64)	(67)	(67)	(89)	(102)	(870)
<b>DRF DR Activities</b>													
<b>Average Monthly Major DR Activity (Non-Cat.)</b>													
Monthly Actual/ Estimated Obligations	(249)	(182)	(250)	(175)	(187)	(188)	(477)	(232)	(132)	(129)	(114)	(223)	(2,538)
<b>Katrina Rita Wilma</b>													
Initial FY 2022 Spend Plan Estimates	-	(3)	(5)	(4)	(34)	(6)	(5)	(6)	(63)	(8)	(4)	(3)	(141)
Monthly Actual/ Estimated Obligations	-	(33)	(5)	(3)	(5)	(8)	(5)	(6)	(66)	(7)	(4)	(2)	(144)
<b>Gustav</b>													
Initial FY 2022 Spend Plan Estimates	-	(1)	(2)	-	-	(7)	(3)	-	(1)	-	-	-	(14)
Monthly Actual/ Estimated Obligations	-	-	(5)	-	(1)	-	-	(7)	(1)	-	-	-	(14)
<b>Ike</b>													
Initial FY 2022 Spend Plan Estimates	(2)	-	-	-	-	(1)	-	-	-	-	-	(1)	(4)
Monthly Actual/ Estimated Obligations	(1)	-	(1)	(1)	-	(1)	-	-	-	-	-	(1)	(5)
<b>TN Floods</b>													
Initial FY 2022 Spend Plan Estimates	-	-	-	-	(1)	-	-	(1)	-	-	-	-	(2)
Monthly Actual/ Estimated Obligations	-	-	-	-	-	-	-	(1)	-	-	-	(1)	(2)
<b>2011 Spring Tornadoes</b>													
Initial FY 2022 Spend Plan Estimates	-	-	-	-	-	-	-	(1)	-	-	-	-	(1)
Monthly Actual/ Estimated Obligations	-	-	-	-	-	-	-	-	-	-	-	-	-

**APPENDIX B: DRF Funding Activity (Details)**

**Disaster Relief Fund Monthly Obligations FY 2022  
DRF Monthly Spend Plan (FY 2022)  
(\$ in millions)  
as of December 31, 2021**

	<u>Oct-21</u>	<u>Nov-21</u>	<u>Dec-21</u>	<u>Jan-22</u>	<u>Feb-22</u>	<u>Mar-22</u>	<u>Apr-22</u>	<u>May-22</u>	<u>Jun-22</u>	<u>Jul-22</u>	<u>Aug-22</u>	<u>Sep-22</u>	<u>Total</u>
<b>Irene</b>													
<b>Initial FY 2022 Spend Plan Estimates</b>	-	(1)	(3)	(5)	(1)	-	(6)	(16)	(2)	-	-	-	(34)
Monthly Actual/ Estimated Obligations	(6)	(1)	-	-	(2)	-	(4)	(17)	(2)	(1)	-	(1)	(34)
<b>Lee</b>													
<b>Initial FY 2022 Spend Plan Estimates</b>	-	(1)	(1)	-	-	-	-	(1)	(1)	(2)	-	-	(6)
Monthly Actual/ Estimated Obligations	-	(1)	-	-	(1)	-	-	(1)	(1)	(2)	-	-	(6)
<b>Isaac</b>													
<b>Initial FY 2022 Spend Plan Estimates</b>	-	-	(1)	-	-	-	-	-	(3)	-	-	-	(4)
Monthly Actual/ Estimated Obligations	-	(6)	(2)	-	-	-	-	-	(2)	-	-	(1)	(11)
<b>Sandy</b>													
<b>Initial FY 2022 Spend Plan Estimates</b>	(1)	(13)	(79)	(31)	(20)	(5)	(20)	(15)	(3)	(58)	(12)	(4)	(261)
Monthly Actual/ Estimated Obligations	(8)	(8)	(6)	(42)	(6)	(75)	(21)	(17)	(4)	(56)	(12)	(1)	(256)
<b>2013 Colorado Flood</b>													
<b>Initial FY 2022 Spend Plan Estimates</b>	-	-	(1)	-	-	-	-	-	-	-	-	-	(1)
Monthly Actual/ Estimated Obligations	-	-	-	-	-	-	(1)	-	-	-	-	(1)	(2)
<b>WV Floods 4273</b>													
<b>Initial FY 2022 Spend Plan Estimates</b>	-	(11)	(1)	(2)	(1)	(8)	(1)	(1)	(1)	(2)	(1)	(5)	(34)
Monthly Actual/ Estimated Obligations	-	-	(2)	(3)	(1)	(8)	(1)	(1)	(1)	(2)	(1)	(5)	(25)
<b>LA Floods 4277</b>													
<b>Initial FY 2022 Spend Plan Estimates</b>	(2)	(38)	(6)	(2)	(2)	(5)	(4)	(4)	(10)	(2)	(13)	(1)	(89)
Monthly Actual/ Estimated Obligations	(3)	(5)	(2)	(1)	(5)	(34)	(5)	(5)	(14)	(2)	(13)	-	(89)
<b>Matthew</b>													
<b>Initial FY 2022 Spend Plan Estimates</b>	(5)	(3)	(5)	(15)	(7)	(7)	(71)	(11)	(8)	(13)	-	-	(145)
Monthly Actual/ Estimated Obligations	(2)	(1)	(8)	(4)	(8)	(12)	(85)	(9)	(6)	(13)	(1)	-	(149)
<b>CA Winter Storms</b>													
<b>Initial FY 2022 Spend Plan Estimates</b>	(3)	-	(23)	(2)	(21)	-	-	-	-	-	-	-	(49)
Monthly Actual/ Estimated Obligations	(1)	(13)	(1)	(18)	(4)	(24)	(2)	-	-	-	-	-	(63)
<b>Harvey</b>													
<b>Initial FY 2022 Spend Plan Estimates</b>	(8)	(17)	(58)	(17)	(32)	(77)	(6)	(6)	(73)	(14)	(13)	(60)	(381)
Monthly Actual/ Estimated Obligations	(10)	(9)	(35)	(13)	(53)	(85)	(19)	(8)	(68)	(15)	(13)	(53)	(381)
<b>Irma</b>													
<b>Initial FY 2022 Spend Plan Estimates</b>	(12)	(3)	(13)	(21)	(16)	(20)	(22)	(14)	(13)	(27)	(6)	(19)	(186)
Monthly Actual/ Estimated Obligations	(5)	(5)	(19)	(17)	(17)	(23)	(29)	(10)	(11)	(26)	(7)	(28)	(197)
<b>Maria</b>													
<b>Initial FY 2022 Spend Plan Estimates</b>	(132)	(536)	(464)	(448)	(1,158)	(393)	(1,007)	(359)	(1,400)	(311)	(1,878)	(659)	(8,745)
Monthly Actual/ Estimated Obligations	(126)	(123)	(403)	(940)	(1,034)	(1,264)	(344)	(1,260)	(639)	(220)	(1,683)	(709)	(8,745)
<b>CA Wildfires 2017</b>													
<b>Initial FY 2022 Spend Plan Estimates</b>	(3)	(5)	(7)	(7)	-	-	(42)	-	-	-	-	(1)	(65)
Monthly Actual/ Estimated Obligations	(2)	(4)	-	(10)	(6)	-	(42)	-	(2)	-	-	-	(66)
<b>Florence</b>													
<b>Initial FY 2022 Spend Plan Estimates</b>	(5)	(10)	(17)	(6)	(21)	(36)	(9)	(11)	(7)	(5)	-	(5)	(132)
Monthly Actual/ Estimated Obligations	(6)	(6)	(4)	(4)	(9)	(19)	(24)	(6)	(38)	(3)	(3)	(6)	(128)
<b>Michael</b>													
<b>Initial FY 2022 Spend Plan Estimates</b>	(9)	(31)	(14)	(20)	(52)	(43)	(37)	(33)	(19)	(33)	(40)	(11)	(342)
Monthly Actual/ Estimated Obligations	(104)	(20)	(13)	(33)	(14)	(25)	(15)	(34)	(26)	(10)	(39)	(9)	(342)

**APPENDIX B: DRF Funding Activity (Details)**

**Disaster Relief Fund Monthly Obligations FY 2022  
DRF Monthly Spend Plan (FY 2022)  
(\$ in millions)  
as of December 31, 2021**

	Oct-21	Nov-21	Dec-21	Jan-22	Feb-22	Mar-22	Apr-22	May-22	Jun-22	Jul-22	Aug-22	Sep-22	Total
<b>Yutu 4404</b>													
Initial FY 2022 Spend Plan Estimates	(2)	(3)	(24)	(8)	(16)	(4)	(4)	-	(4)	(6)	(20)	(3)	(94)
Monthly Actual/ Estimated Obligations	(1)	(9)	(2)	(13)	(24)	(7)	(5)	(4)	(1)	(6)	(20)	(2)	(94)
<b>CA Wildfires 2018</b>													
Initial FY 2022 Spend Plan Estimates	(1)	(4)	(13)	(1)	(2)	(13)	-	(12)	-	-	-	(13)	(59)
Monthly Actual/ Estimated Obligations	(1)	(3)	(4)	(2)	(3)	(23)	-	(12)	-	-	-	(11)	(59)
<b>Nebraska Winter Storm 2019</b>													
Initial FY 2022 Spend Plan Estimates	(1)	(2)	(6)	(2)	(1)	(20)	(1)	(22)	-	(101)	(3)	(11)	(170)
Monthly Actual/ Estimated Obligations	(1)	(73)	(7)	(3)	(2)	-	-	(22)	-	(47)	(2)	(13)	(170)
<b>PR Earthquakes 4473</b>													
Initial FY 2022 Spend Plan Estimates	(14)	(34)	(56)	(11)	(8)	(21)	(109)	(15)	(16)	(5)	(22)	(112)	(423)
Monthly Actual/ Estimated Obligations	(23)	(62)	(47)	(55)	(39)	(24)	(89)	(15)	(17)	(5)	(14)	(31)	(421)
<b>COVID-19</b>													
Initial FY 2022 Spend Plan Estimates	(1,333)	(2,297)	(3,761)	(1,331)	(1,794)	(1,230)	(1,691)	(1,432)	(1,666)	(1,500)	(3,483)	(1,958)	(23,476)
Monthly Actual/ Estimated Obligations	(1,591)	(1,136)	(5,389)	(2,269)	(2,016)	(1,670)	(1,252)	(1,755)	(1,814)	(1,552)	(2,358)	(1,477)	(24,279)
<b>California Wildfires 2020</b>													
Initial FY 2022 Spend Plan Estimates	(5)	(9)	(23)	(17)	(23)	(19)	(2)	(4)	(10)	(17)	(135)	(6)	(270)
Monthly Actual/ Estimated Obligations	-	(9)	(4)	(11)	(14)	(25)	(22)	(13)	(14)	(23)	(134)	(5)	(274)
<b>Laura</b>													
Initial FY 2022 Spend Plan Estimates	(261)	(38)	(27)	(21)	(31)	(26)	(14)	(20)	(35)	(7)	(47)	(40)	(567)
Monthly Actual/ Estimated Obligations	(161)	(67)	(137)	(54)	(25)	(16)	(12)	(31)	(26)	(7)	(44)	(8)	(588)
<b>Oregon Wildfires 2020</b>													
Initial FY 2022 Spend Plan Estimates	(20)	(50)	(16)	(7)	(6)	(18)	(20)	(29)	(44)	(8)	(10)	(10)	(238)
Monthly Actual/ Estimated Obligations	(26)	(21)	(57)	(9)	(12)	(28)	(17)	(10)	(31)	(9)	(9)	(9)	(238)
<b>Ida</b>													
Initial FY 2022 Spend Plan Estimates	(1,015)	(307)	(230)	(147)	(145)	(98)	(60)	(75)	(50)	(79)	(52)	(139)	(2,397)
Monthly Actual/ Estimated Obligations	(1,015)	(399)	(324)	(213)	(151)	(107)	(74)	(93)	(70)	(81)	(61)	(113)	(2,701)
<b>Actual/ Estimated Major Declaration Obligations</b>													
Total DR Actual/ Estimated Obligations	(3,342)	(2,196)	(6,727)	(3,893)	(3,639)	(3,666)	(2,545)	(3,569)	(2,986)	(2,216)	(4,532)	(2,710)	(42,021)
<b>FY 2022 Actual/ Estimated Recoveries</b>													
Monthly Recovery Estimates	535	669	189	212	212	212	212	212	212	212	211	212	3,300
Major Declaration Actuals/ Estimated	522	616	172	188	188	188	188	188	188	188	187	187	3,000
Base Actuals/ Estimated	13	53	17	24	24	24	24	24	24	24	24	25	300
<b>DRF Available at End of Month (Including Recoveries)</b>	<b>\$ 46,632</b>	<b>\$ 45,026</b>	<b>\$ 38,438</b>	<b>\$ 34,682</b>	<b>\$ 31,175</b>	<b>\$ 27,625</b>	<b>\$ 25,215</b>	<b>\$ 21,794</b>	<b>\$ 18,953</b>	<b>\$ 16,882</b>	<b>\$ 12,472</b>	<b>\$ 9,872</b>	

**NOTES:**

- (1) Pursuant to Section 133 of the FY 2022 Continuing Appropriations Act (P. L. 117-43), the DRF appropriation may be apportioned as necessary, up to the FY 2021 enacted levels, to carry out response and recovery activities.
- (2) Pursuant to P.L. 115-72, Additional Supplemental Appropriations for Disaster Relief Requirements Act, 2017, and P.L. 116-260, FY 2021 DHS Appropriations Act.
- (3) Pursuant to DRRRA (P.L. 115-254). The BRIC total set-aside amount includes \$1 billion of the COVID-19 declaration estimates. FEMA estimates up to \$3.7 billion for BRIC (6%) as a result of COVID-19 major disaster declarations. Future set-asides associated with this estimate may be forthcoming. See Appendix G for additional information regarding the BRIC program balance.
- (4) Anticipated transfers to USAID for Compact Aid Agreement.

**APPENDIX B: DRF Funding Activity (By Catastrophic Disaster)**

**Disaster Relief Fund Monthly Detailed Obligations FY 2022**

(\$ in millions)

Event/DR	Cumulative Obligations Through FY 2021	October	November	December	January	February	March	April	May	June	July	August	September	FY 2022 Total
		Actual	Actual	Actual	Estimated	Estimated	Estimated	Estimated	Estimated	Estimated	Estimated	Estimated	Estimated	
<b>Katrina Rita Wilma</b>														
1602-FL	(233)	\$ -	\$ -	\$ -	\$ -	\$ -	\$ -	\$ -	\$ -	\$ -	\$ -	\$ -	\$ -	\$ -
1603-LA	(32,838)	-	(33)	(5)	(3)	(4)	(8)	(5)	(2)	(66)	(7)	(3)	(1)	(137)
1604-MS	(10,112)	-	-	-	-	-	-	-	(2)	-	-	-	-	(2)
1605-AL	(1,043)	-	-	-	-	-	-	-	-	-	-	-	-	-
1606-TX	(1,878)	-	-	-	-	-	-	-	-	-	-	-	-	-
1607-LA	(1,922)	-	-	-	-	(1)	-	-	-	-	-	(1)	(1)	(3)
1609-FL	(2,567)	-	-	-	-	-	-	-	(2)	-	-	-	-	(2)
	<b>(50,593)</b>	-	<b>(33)</b>	<b>(5)</b>	<b>(3)</b>	<b>(5)</b>	<b>(8)</b>	<b>(5)</b>	<b>(6)</b>	<b>(66)</b>	<b>(7)</b>	<b>(4)</b>	<b>(2)</b>	<b>(144)</b>
<b>Gustav</b>														
1786-LA	(1,692)	-	-	(5)	-	(1)	-	-	(7)	(1)	-	-	-	(14)
1789-AL	(10)	-	-	-	-	-	-	-	-	-	-	-	-	-
1793-AR	(6)	-	-	-	-	-	-	-	-	-	-	-	-	-
1794-MS	(40)	-	-	-	-	-	-	-	-	-	-	-	-	-
1806-FL	(6)	-	-	-	-	-	-	-	-	-	-	-	-	-
	<b>(1,754)</b>	-	-	<b>(5)</b>	-	<b>(1)</b>	-	-	<b>(7)</b>	<b>(1)</b>	-	-	-	<b>(14)</b>
<b>Ike</b>														
1791-TX	(4,388)	-	-	-	(1)	-	-	-	-	-	-	-	(1)	(2)
1792-LA	(372)	(1)	-	(1)	-	-	(1)	-	-	-	-	-	-	(3)
1797-AL	(8)	-	-	-	-	-	-	-	-	-	-	-	-	-
1802-KY	(24)	-	-	-	-	-	-	-	-	-	-	-	-	-
1804-AR	(3)	-	-	-	-	-	-	-	-	-	-	-	-	-
1805-OH	(56)	-	-	-	-	-	-	-	-	-	-	-	-	-
	<b>(4,851)</b>	<b>(1)</b>	-	<b>(1)</b>	<b>(1)</b>	-	<b>(1)</b>	-	-	-	-	-	<b>(1)</b>	<b>(5)</b>
<b>TN Floods</b>														
1909-TN	(559)	-	-	-	-	-	-	-	(1)	-	-	-	(1)	(2)
	<b>(559)</b>	-	-	-	-	-	-	-	<b>(1)</b>	-	-	-	<b>(1)</b>	<b>(2)</b>
<b>2011 Spring Tornadoes</b>														
1971-AL	(701)	-	-	-	-	-	-	-	-	-	-	-	-	-
1972-MS	(67)	-	-	-	-	-	-	-	-	-	-	-	-	-
1973-GA	(44)	-	-	-	-	-	-	-	-	-	-	-	-	-
1974-TN	(90)	-	-	-	-	-	-	-	-	-	-	-	-	-
1975-AR	(104)	-	-	-	-	-	-	-	-	-	-	-	-	-
1976-KY	(59)	-	-	-	-	-	-	-	-	-	-	-	-	-
1980-MO	(511)	-	-	-	-	-	-	-	-	-	-	-	-	-
	<b>(1,576)</b>	-	-	-	-	-	-	-	-	-	-	-	-	-
<b>Irene</b>														
4017-PR	(143)	-	-	-	-	-	-	-	-	-	-	-	-	-
4019-NC	(189)	-	-	-	-	-	-	-	-	-	-	-	-	-
4020-NY	(891)	(6)	-	-	-	(1)	-	-	(15)	(2)	-	-	-	(24)
4021-NJ	(398)	-	(1)	-	-	-	-	-	-	-	-	-	-	(1)
4022-VT	(330)	-	-	-	-	-	-	(4)	(2)	-	(1)	-	-	(7)
4023-CT	(75)	-	-	-	-	-	-	-	-	-	-	-	-	-
4024-VA	(73)	-	-	-	-	-	-	-	-	-	-	-	-	-
4025-PA	(99)	-	-	-	-	-	-	-	-	-	-	-	-	-
4026-NH	(27)	-	-	-	-	-	-	-	-	-	-	-	-	-
4027-RI	(11)	-	-	-	-	-	-	-	-	-	-	-	-	-
4028-MA	(53)	-	-	-	-	(1)	-	-	-	-	-	-	(1)	(2)

APPENDIX B: DRF Funding Activity (By Catastrophic Disaster)

Disaster Relief Fund Monthly Detailed Obligations FY 2022

(\$ in millions)

Event/DR	Cumulative Obligations Through													FY 2022 Total
	FY 2021	October Actual	November Actual	December Actual	January Estimated	February Estimated	March Estimated	April Estimated	May Estimated	June Estimated	July Estimated	August Estimated	September Estimated	
4032-ME	(3)	-	-	-	-	-	-	-	-	-	-	-	-	-
4034-MD	(25)	-	-	-	-	-	-	-	-	-	-	-	-	-
4036-DC	(4)	-	-	-	-	-	-	-	-	-	-	-	-	-
4037-DE	(3)	-	-	-	-	-	-	-	-	-	-	-	-	-
	<b>(2,324)</b>	<b>(6)</b>	<b>(1)</b>	<b>-</b>	<b>-</b>	<b>(2)</b>	<b>-</b>	<b>(4)</b>	<b>(17)</b>	<b>(2)</b>	<b>(1)</b>	<b>-</b>	<b>(1)</b>	<b>(34)</b>
<b>Lee</b>														
4030-PA	(374)	-	-	-	-	-	-	-	-	-	-	-	-	-
4031-NY	(431)	-	(1)	-	-	(1)	-	-	(1)	(1)	(2)	-	-	(6)
4038-MD	(15)	-	-	-	-	-	-	-	-	-	-	-	-	-
4039-NJ	(6)	-	-	-	-	-	-	-	-	-	-	-	-	-
4041-LA	(7)	-	-	-	-	-	-	-	-	-	-	-	-	-
4045-VA	(7)	-	-	-	-	-	-	-	-	-	-	-	-	-
	<b>(840)</b>	<b>-</b>	<b>(1)</b>	<b>-</b>	<b>-</b>	<b>(1)</b>	<b>-</b>	<b>-</b>	<b>(1)</b>	<b>(1)</b>	<b>(2)</b>	<b>-</b>	<b>-</b>	<b>(6)</b>
<b>Isaac</b>														
4080-LA	(697)	-	(6)	(2)	-	-	-	-	-	(2)	-	-	(1)	(11)
4081-MS	(91)	-	-	-	-	-	-	-	-	-	-	-	-	-
4082-AL	(10)	-	-	-	-	-	-	-	-	-	-	-	-	-
4084-FL	(29)	-	-	-	-	-	-	-	-	-	-	-	-	-
	<b>(827)</b>	<b>-</b>	<b>(6)</b>	<b>(2)</b>	<b>-</b>	<b>-</b>	<b>-</b>	<b>-</b>	<b>-</b>	<b>(2)</b>	<b>-</b>	<b>-</b>	<b>(1)</b>	<b>(11)</b>
<b>Sandy</b>														
4085-NY	(18,276)	(8)	(5)	(2)	(41)	(5)	(73)	(3)	(8)	(3)	(2)	(12)	(1)	(163)
4086-NJ	(3,395)	-	(3)	(4)	(1)	(1)	(2)	(18)	(9)	(1)	(54)	-	-	(93)
4087-CT	(124)	-	-	-	-	-	-	-	-	-	-	-	-	-
4089-RI	(19)	-	-	-	-	-	-	-	-	-	-	-	-	-
4090-DE	(8)	-	-	-	-	-	-	-	-	-	-	-	-	-
4091-MD	(48)	-	-	-	-	-	-	-	-	-	-	-	-	-
4092-VA	(14)	-	-	-	-	-	-	-	-	-	-	-	-	-
4093-WV	(23)	-	-	-	-	-	-	-	-	-	-	-	-	-
4095-NH	(3)	-	-	-	-	-	-	-	-	-	-	-	-	-
4096-DC	(3)	-	-	-	-	-	-	-	-	-	-	-	-	-
4097- MA	(18)	-	-	-	-	-	-	-	-	-	-	-	-	-
4098-OH	(24)	-	-	-	-	-	-	-	-	-	-	-	-	-
4099-PA	(17)	-	-	-	-	-	-	-	-	-	-	-	-	-
	<b>(21,972)</b>	<b>(8)</b>	<b>(8)</b>	<b>(6)</b>	<b>(42)</b>	<b>(6)</b>	<b>(75)</b>	<b>(21)</b>	<b>(17)</b>	<b>(4)</b>	<b>(56)</b>	<b>(12)</b>	<b>(1)</b>	<b>(256)</b>
<b>2013 Colorado Flood</b>														
4145-CO	(647)	-	-	-	-	-	-	(1)	-	-	-	-	(1)	(2)
	<b>(647)</b>	<b>-</b>	<b>-</b>	<b>-</b>	<b>-</b>	<b>-</b>	<b>-</b>	<b>(1)</b>	<b>-</b>	<b>-</b>	<b>-</b>	<b>-</b>	<b>(1)</b>	<b>(2)</b>
<b>WV Floods 4273</b>														
4273-WV	(579)	-	-	(2)	(3)	(1)	(8)	(1)	(1)	(1)	(2)	(1)	(5)	(25)
	<b>(579)</b>	<b>-</b>	<b>-</b>	<b>(2)</b>	<b>(3)</b>	<b>(1)</b>	<b>(8)</b>	<b>(1)</b>	<b>(1)</b>	<b>(1)</b>	<b>(2)</b>	<b>(1)</b>	<b>(5)</b>	<b>(25)</b>
<b>LA Floods 4277</b>														
4277-LA	(2,686)	(3)	(5)	(2)	(1)	(5)	(34)	(5)	(5)	(14)	(2)	(13)	-	(89)
	<b>(2,686)</b>	<b>(3)</b>	<b>(5)</b>	<b>(2)</b>	<b>(1)</b>	<b>(5)</b>	<b>(34)</b>	<b>(5)</b>	<b>(5)</b>	<b>(14)</b>	<b>(2)</b>	<b>(13)</b>	<b>-</b>	<b>(89)</b>

APPENDIX B: DRF Funding Activity (By Catastrophic Disaster)

Disaster Relief Fund Monthly Detailed Obligations FY 2022

(\$ in millions)

Event/DR	Cumulative	October	November	December	January	February	March	April	May	June	July	August	September	FY 2022 Total
	Obligations Through FY 2021													
	Actual	Actual	Actual	Estimated	Estimated	Estimated	Estimated	Estimated	Estimated	Estimated	Estimated	Estimated	Estimated	
<b>Matthew</b>														
4283-FL	(494)	-	-	(6)	-	(5)	(2)	(12)	(1)	(2)	(9)	-	-	(37)
4284-GA	(147)	-	-	-	-	-	(4)	(4)	(5)	-	-	-	-	(13)
4285-NC	(669)	(2)	(1)	-	(3)	(1)	(3)	(68)	(3)	(4)	(4)	-	-	(89)
4286-SC	(395)	-	(2)	(2)	-	(2)	(3)	(1)	-	-	-	(1)	-	(9)
4291-VA	(40)	-	-	-	(1)	-	-	-	-	-	-	-	-	(1)
	<b>(1,745)</b>	<b>(2)</b>	<b>(1)</b>	<b>(8)</b>	<b>(4)</b>	<b>(8)</b>	<b>(12)</b>	<b>(85)</b>	<b>(9)</b>	<b>(6)</b>	<b>(13)</b>	<b>(1)</b>	<b>-</b>	<b>(149)</b>
<b>CA Winter Storms</b>														
4308-CA	(864)	(1)	(13)	(1)	(18)	(4)	(24)	(2)	-	-	-	-	-	(63)
	<b>(864)</b>	<b>(1)</b>	<b>(13)</b>	<b>(1)</b>	<b>(18)</b>	<b>(4)</b>	<b>(24)</b>	<b>(2)</b>	<b>-</b>	<b>-</b>	<b>-</b>	<b>-</b>	<b>-</b>	<b>(63)</b>
<b>Harvey</b>														
4332-TX	(7,974)	(10)	(9)	(34)	(13)	(53)	(85)	(19)	(8)	(68)	(15)	(13)	(53)	(380)
4345-LA	(14)	-	-	(1)	-	-	-	-	-	-	-	-	-	(1)
	<b>(7,988)</b>	<b>(10)</b>	<b>(9)</b>	<b>(35)</b>	<b>(13)</b>	<b>(53)</b>	<b>(85)</b>	<b>(19)</b>	<b>(8)</b>	<b>(68)</b>	<b>(15)</b>	<b>(13)</b>	<b>(53)</b>	<b>(381)</b>
<b>Irma</b>														
4335-VI	(329)	(1)	-	(12)	-	-	-	-	-	(2)	-	-	(4)	(19)
4336-PR	(76)	-	-	(1)	(3)	-	-	(1)	-	-	-	-	(1)	(6)
4337-FL	(5,071)	(2)	(5)	(6)	(14)	(17)	(22)	(24)	(9)	(9)	(26)	(7)	(22)	(163)
4338-GA	(196)	(2)	-	-	-	-	(1)	(4)	(1)	-	-	-	(1)	(9)
4341-FL	(3)	-	-	-	-	-	-	-	-	-	-	-	-	-
4346-SC	(46)	-	-	-	-	-	-	-	-	-	-	-	-	-
	<b>(5,721)</b>	<b>(5)</b>	<b>(5)</b>	<b>(19)</b>	<b>(17)</b>	<b>(17)</b>	<b>(23)</b>	<b>(29)</b>	<b>(10)</b>	<b>(11)</b>	<b>(26)</b>	<b>(7)</b>	<b>(28)</b>	<b>(197)</b>
<b>Maria</b>														
4339-PR	(34,288)	(101)	(115)	(380)	(724)	(749)	(928)	(241)	(276)	(435)	(127)	(357)	(598)	(5,031)
4340-VI	(4,295)	(25)	(8)	(23)	(216)	(285)	(336)	(103)	(984)	(204)	(93)	(1,326)	(111)	(3,714)
	<b>(38,583)</b>	<b>(126)</b>	<b>(123)</b>	<b>(403)</b>	<b>(940)</b>	<b>(1,034)</b>	<b>(1,264)</b>	<b>(344)</b>	<b>(1,260)</b>	<b>(639)</b>	<b>(220)</b>	<b>(1,683)</b>	<b>(709)</b>	<b>(8,745)</b>
<b>CA Wildfires 2017</b>														
4344-CA	(1,457)	(2)	(4)	-	(10)	(6)	-	(42)	-	(2)	-	-	-	(66)
	<b>(1,457)</b>	<b>(2)</b>	<b>(4)</b>	<b>-</b>	<b>(10)</b>	<b>(6)</b>	<b>-</b>	<b>(42)</b>	<b>-</b>	<b>(2)</b>	<b>-</b>	<b>-</b>	<b>-</b>	<b>(66)</b>
<b>Florence</b>														
4393-NC	(1,467)	(3)	(6)	(4)	(3)	(9)	(19)	(24)	(6)	(38)	(3)	(3)	(6)	(124)
4394-SC	(248)	(3)	-	-	-	-	-	-	-	-	-	-	-	(3)
4401-VA	(45)	-	-	-	(1)	-	-	-	-	-	-	-	-	(1)
	<b>(1,760)</b>	<b>(6)</b>	<b>(6)</b>	<b>(4)</b>	<b>(4)</b>	<b>(9)</b>	<b>(19)</b>	<b>(24)</b>	<b>(6)</b>	<b>(38)</b>	<b>(3)</b>	<b>(3)</b>	<b>(6)</b>	<b>(128)</b>
<b>Michael</b>														
4399-FL	(2,770)	(104)	(19)	(13)	(32)	(13)	(23)	(15)	(33)	(24)	(8)	(14)	(9)	(307)
4400-GA	(328)	-	(1)	-	-	-	(2)	-	(1)	(1)	(2)	(23)	-	(30)
4406-AL	(20)	-	-	-	-	-	-	-	-	-	-	-	-	-
4411-VA	(41)	-	-	-	(1)	(1)	-	-	-	-	-	-	-	(2)
4412-NC	(27)	-	-	-	-	-	-	-	-	(1)	-	(2)	-	(3)
	<b>(3,186)</b>	<b>(104)</b>	<b>(20)</b>	<b>(13)</b>	<b>(33)</b>	<b>(14)</b>	<b>(25)</b>	<b>(15)</b>	<b>(34)</b>	<b>(26)</b>	<b>(10)</b>	<b>(39)</b>	<b>(9)</b>	<b>(342)</b>

APPENDIX B: DRF Funding Activity (By Catastrophic Disaster)

Disaster Relief Fund Monthly Detailed Obligations FY 2022

(\$ in millions)

Event/DR	Cumulative	October	November	December	January	February	March	April	May	June	July	August	September	FY 2022 Total
	Obligations Through FY 2021													
	Actual	Actual	Actual	Estimated	Estimated	Estimated	Estimated	Estimated	Estimated	Estimated	Estimated	Estimated	Estimated	
<b>Nebraska Winter Storm 2019</b>														
4420-NB	(581)	(1)	(73)	(7)	(3)	(2)	-	-	(22)	-	(47)	(2)	(13)	(170)
	<b>(581)</b>	<b>(1)</b>	<b>(73)</b>	<b>(7)</b>	<b>(3)</b>	<b>(2)</b>	<b>-</b>	<b>-</b>	<b>(22)</b>	<b>-</b>	<b>(47)</b>	<b>(2)</b>	<b>(13)</b>	<b>(170)</b>
<b>Yutu</b>														
4404-NMI	(797)	(1)	(9)	(2)	(13)	(24)	(7)	(5)	(4)	(1)	(6)	(20)	(2)	(94)
	<b>(797)</b>	<b>(1)</b>	<b>(9)</b>	<b>(2)</b>	<b>(13)</b>	<b>(24)</b>	<b>(7)</b>	<b>(5)</b>	<b>(4)</b>	<b>(1)</b>	<b>(6)</b>	<b>(20)</b>	<b>(2)</b>	<b>(94)</b>
<b>CA Wildfires 2018</b>														
4407-CA	(1,816)	(1)	(3)	(4)	(2)	(3)	(23)	-	(12)	-	-	-	(11)	(59)
	<b>(1,816)</b>	<b>(1)</b>	<b>(3)</b>	<b>(4)</b>	<b>(2)</b>	<b>(3)</b>	<b>(23)</b>	<b>-</b>	<b>(12)</b>	<b>-</b>	<b>-</b>	<b>-</b>	<b>(11)</b>	<b>(59)</b>
<b>PR Earthquakes 4473</b>														
4473-PR	(683)	(23)	(62)	(47)	(55)	(39)	(24)	(89)	(15)	(17)	(5)	(14)	(31)	(421)
	<b>(683)</b>	<b>(23)</b>	<b>(62)</b>	<b>(47)</b>	<b>(55)</b>	<b>(39)</b>	<b>(24)</b>	<b>(89)</b>	<b>(15)</b>	<b>(17)</b>	<b>(5)</b>	<b>(14)</b>	<b>(31)</b>	<b>(421)</b>
<b>COVID-19</b>														
4480-NY	(7,030)	(56)	(45)	(1,208)	(966)	(147)	(22)	(72)	(395)	(27)	(290)	(6)	(16)	(3,250)
4481-WA	(1,824)	(49)	(7)	(4)	(5)	(4)	(2)	(1)	(1)	(27)	(217)	(240)	(18)	(575)
4482-CA	(12,478)	(514)	(89)	(217)	(261)	(380)	(335)	(403)	(448)	(402)	(20)	(1,006)	(168)	(4,243)
4483-IA	(433)	(19)	(4)	(4)	(2)	(1)	(3)	(4)	(2)	(1)	-	(8)	(29)	(77)
4484-LA	(2,290)	(28)	(8)	(95)	(95)	(25)	(63)	(9)	-	-	(6)	(22)	(244)	(595)
4485-TX	(15,289)	(66)	(110)	(2,508)	(28)	(180)	(5)	(4)	(149)	(3)	(581)	(147)	(2)	(3,783)
4486-FL	(3,855)	(28)	(31)	(93)	(104)	(97)	(65)	(60)	(25)	(241)	(61)	(214)	(35)	(1,054)
4487-NC	(1,255)	(23)	(59)	(125)	(2)	(21)	(21)	(13)	(51)	(57)	(1)	(104)	-	(477)
4488-NJ	(2,905)	(44)	(54)	(117)	(17)	(31)	(61)	(42)	(28)	(74)	(2)	(21)	(94)	(585)
4489-IL	(2,414)	(33)	(35)	(101)	(68)	(38)	(62)	(14)	(2)	(28)	(2)	(1)	(28)	(412)
4490-MO	(776)	(17)	(14)	(15)	(18)	(45)	(3)	(2)	(3)	(50)	-	(1)	-	(168)
4491-MD	(1,938)	(26)	(5)	(28)	(20)	(9)	(11)	(19)	(11)	(250)	(35)	(69)	(173)	(656)
4492-SC	(722)	(47)	(7)	(7)	-	(15)	(2)	(7)	(18)	(24)	(28)	(74)	(7)	(236)
4493-PR	(748)	(3)	(2)	(25)	(1)	(22)	(1)	(3)	-	-	-	(77)	(25)	(159)
4494-MI	(2,531)	(13)	(12)	(19)	(62)	(82)	(36)	(60)	(48)	(45)	(44)	(5)	(10)	(436)
4495-GU	(165)	(3)	(2)	(8)	-	(4)	(9)	(9)	-	-	-	(6)	(1)	(42)
4496-MA	(2,190)	(28)	(44)	(59)	(54)	(51)	(160)	(46)	(18)	(1)	(1)	(1)	(1)	(464)
4497-KY	(375)	(5)	(3)	(18)	-	(17)	(1)	(48)	(7)	(10)	-	(11)	(1)	(121)
4498-CO	(1,619)	(3)	(172)	(27)	(263)	(42)	-	(1)	-	-	(1)	-	(1)	(510)
4499-OR	(899)	(36)	(3)	(23)	(8)	(21)	(10)	(2)	(14)	(32)	(2)	(78)	(133)	(362)
4500-CT	(679)	(73)	(16)	(12)	(17)	(8)	(75)	(4)	(34)	(2)	-	-	-	(241)
4501-GA	(1,612)	(8)	(8)	(20)	(6)	(73)	(22)	(6)	(93)	(107)	(13)	(62)	(1)	(419)
4502-DC	(533)	(15)	(14)	(16)	(17)	(23)	(3)	(12)	(5)	(2)	(1)	-	-	(108)
4503-AL	(391)	(8)	(3)	(13)	(1)	-	-	-	-	(2)	(1)	-	-	(28)
4504-KS	(248)	(8)	(9)	(165)	-	(2)	-	(5)	-	(18)	-	-	-	(207)
4505-RI	(596)	(26)	(11)	(12)	(1)	(2)	(58)	(25)	(118)	(49)	(2)	-	(1)	(305)
4506-PA	(2,571)	(25)	(29)	(36)	(25)	(54)	(35)	(45)	(33)	(165)	(68)	(16)	(139)	(670)
4507-OH	(1,579)	(18)	(11)	(78)	(72)	(190)	(5)	(1)	(1)	(1)	(1)	(1)	-	(379)
4508-MT	(127)	(3)	(4)	(5)	-	(1)	-	(3)	(4)	(5)	(5)	-	(4)	(34)
4509-ND	(219)	(10)	(1)	(2)	(2)	-	-	-	(10)	(12)	(12)	(12)	(12)	(73)
4510-HI	(668)	(11)	(1)	(1)	(26)	(1)	(3)	(6)	-	(1)	-	(90)	-	(140)
4511-MP	(51)	(1)	-	(1)	-	-	(6)	(12)	(1)	-	-	-	-	(21)
4512-VA	(1,224)	(35)	(9)	(17)	(16)	(8)	(64)	(112)	(36)	(20)	(17)	(1)	(116)	(451)
4513-VI	(85)	(7)	(1)	(9)	-	(1)	(3)	(4)	-	-	-	-	(36)	(61)
4514-TN	(797)	(11)	(54)	(13)	(5)	(2)	(21)	(11)	(26)	(8)	(1)	(9)	(73)	(234)

APPENDIX B: DRF Funding Activity (By Catastrophic Disaster)

Disaster Relief Fund Monthly Detailed Obligations FY 2022

(\$ in millions)

Event/DR	Cumulative	October	November	December	January	February	March	April	May	June	July	August	September	FY 2022 Total
	Obligations Through FY 2021	Actual	Actual	Actual	Estimated	Estimated	Estimated	Estimated	Estimated	Estimated	Estimated	Estimated	Estimated	
4515-IN	(778)	(14)	(6)	(35)	(1)	(18)	(44)	-	(37)	-	-	-	(35)	(190)
4516-NH	(302)	(2)	(1)	(6)	(2)	(2)	(2)	-	(1)	-	-	-	-	(16)
4517-WV	(253)	(7)	(2)	(24)	(1)	(1)	(3)	(6)	(2)	-	-	-	(6)	(52)
4518-AR	(162)	(68)	(12)	(8)	-	-	(4)	(2)	-	(13)	(26)	(1)	-	(134)
4520-WI	(519)	(8)	(108)	(4)	(3)	(184)	(289)	(1)	(30)	(4)	(34)	-	(36)	(701)
4521-NE	(297)	(3)	(29)	(3)	(1)	(11)	(62)	(11)	-	-	(1)	-	-	(121)
4522-ME	(223)	(3)	(6)	(33)	(1)	(5)	(8)	(6)	(4)	-	-	-	-	(66)
4523-NV	(705)	(3)	(2)	(9)	(3)	(12)	(3)	(3)	(6)	(12)	(1)	(1)	(1)	(56)
4524-AZ	(1,411)	(6)	(3)	(6)	(19)	(51)	(30)	(57)	(57)	(45)	(19)	(45)	(4)	(342)
4525-UT	(274)	(19)	(34)	(6)	(17)	(33)	-	-	(3)	(1)	(14)	(13)	(4)	(144)
4526-DE	(179)	(9)	(1)	(14)	-	(7)	-	(86)	-	-	-	-	(13)	(130)
4527-SD	(34)	(3)	(1)	(2)	-	-	-	(4)	(5)	(4)	(4)	(4)	(4)	(31)
4528-MS	(687)	(16)	(6)	(3)	(2)	(1)	(2)	(4)	(2)	(33)	(1)	(2)	(1)	(73)
4529-NM	(416)	(2)	(5)	(32)	(4)	-	(1)	-	-	-	-	-	-	(44)
4530-OK	(373)	(7)	(5)	(9)	(4)	-	(1)	-	-	-	-	-	-	(26)
4531-MN	(704)	(60)	(20)	(58)	(12)	(79)	(19)	-	(7)	-	(3)	-	-	(258)
4532-VT	(385)	(3)	(1)	(21)	(5)	-	(1)	-	-	-	-	-	-	(31)
4533-AK	(136)	(11)	(12)	(2)	(1)	(9)	(6)	(1)	(9)	(11)	(30)	(1)	-	(93)
4534-ID	(139)	(28)	(1)	(3)	(28)	(1)	(22)	-	(2)	(23)	-	-	(1)	(109)
4535-WY	(73)	(18)	-	(4)	-	(4)	(5)	(5)	(5)	(4)	(5)	(8)	(4)	(62)
4537-AS	(5)	-	-	(1)	-	-	(1)	(1)	-	-	-	-	-	(3)
4545-FL	-	-	-	(1)	(3)	(1)	-	-	(4)	-	(2)	(1)	-	(12)
4582-AZ	(9)	(1)	(2)	(4)	-	-	-	-	-	-	-	-	-	(7)
4591-TR	-	-	(2)	-	-	-	-	-	-	-	-	-	-	(2)
	<b>(81,180)</b>	<b>(1,591)</b>	<b>(1,136)</b>	<b>(5,389)</b>	<b>(2,269)</b>	<b>(2,016)</b>	<b>(1,670)</b>	<b>(1,252)</b>	<b>(1,755)</b>	<b>(1,814)</b>	<b>(1,552)</b>	<b>(2,358)</b>	<b>(1,477)</b>	<b>(24,279)</b>
<b>California Wildfires 2020</b>														
4558-CA	(397)	-	(9)	(4)	(11)	(14)	(25)	(22)	(13)	(14)	(23)	(134)	(5)	(274)
	<b>(397)</b>	<b>-</b>	<b>(9)</b>	<b>(4)</b>	<b>(11)</b>	<b>(14)</b>	<b>(25)</b>	<b>(22)</b>	<b>(13)</b>	<b>(14)</b>	<b>(23)</b>	<b>(134)</b>	<b>(5)</b>	<b>(274)</b>
<b>Laura</b>														
4559-LA	(1,508)	(161)	(67)	(137)	(42)	(21)	(13)	(10)	(7)	(26)	(7)	(44)	(8)	(543)
4572-TX	(4)	-	-	-	(12)	(4)	(3)	(2)	(24)	-	-	-	-	(45)
	<b>(1,512)</b>	<b>(161)</b>	<b>(67)</b>	<b>(137)</b>	<b>(54)</b>	<b>(25)</b>	<b>(16)</b>	<b>(12)</b>	<b>(31)</b>	<b>(26)</b>	<b>(7)</b>	<b>(44)</b>	<b>(8)</b>	<b>(588)</b>
<b>Oregon Wildfires 2020</b>														
4562-OR	(445)	(26)	(21)	(57)	(9)	(12)	(28)	(17)	(10)	(31)	(9)	(9)	(9)	(238)
	<b>(445)</b>	<b>(26)</b>	<b>(21)</b>	<b>(57)</b>	<b>(9)</b>	<b>(12)</b>	<b>(28)</b>	<b>(17)</b>	<b>(10)</b>	<b>(31)</b>	<b>(9)</b>	<b>(9)</b>	<b>(9)</b>	<b>(238)</b>
<b>Ida</b>														
4611-LA	(1,705)	(730)	(256)	(196)	(147)	(131)	(87)	(55)	(86)	(65)	(60)	(48)	(98)	(1,959)
4614-NJ	(135)	(139)	(39)	(29)	(16)	(10)	(7)	(6)	(1)	-	-	-	-	(247)
4615-NY	(116)	(100)	(38)	(52)	(32)	(1)	-	-	-	-	-	-	-	(223)
4618-PA	(15)	(36)	(56)	(37)	(16)	(9)	(12)	(4)	(2)	(4)	(12)	(10)	(14)	(212)
4626-MS		(10)	(2)	(5)	-	-	(1)	(9)	(2)	(1)	(9)	(3)	(1)	(43)
4627-DE		-	-	-	(1)	-	-	-	(2)	-	-	-	-	(3)
4629-CT		-	(8)	(5)	(1)	-	-	-	-	-	-	-	-	(14)
	<b>(1,971)</b>	<b>(1,015)</b>	<b>(399)</b>	<b>(324)</b>	<b>(213)</b>	<b>(151)</b>	<b>(107)</b>	<b>(74)</b>	<b>(93)</b>	<b>(70)</b>	<b>(81)</b>	<b>(61)</b>	<b>(113)</b>	<b>(2,701)</b>
<b>TOTAL</b>	<b>\$ (239,894)</b>	<b>\$ (3,093)</b>	<b>\$ (2,014)</b>	<b>\$ (6,477)</b>	<b>\$ (3,718)</b>	<b>\$ (3,452)</b>	<b>\$ (3,478)</b>	<b>\$ (2,068)</b>	<b>\$ (3,337)</b>	<b>\$ (2,854)</b>	<b>\$ (2,087)</b>	<b>\$ (4,418)</b>	<b>\$ (2,487)</b>	<b>\$ (39,483)</b>



**APPENDIX C: Hurricanes Sandy, Harvey, Irma, and Maria and Disasters Declared Since August 1, 2017  
(Actual Obligations by Program)**

Hurricanes Sandy, Harvey, Irma and Maria, COVID-19, and Disasters Declared Since August 1, 2017  
FY 2022 Actuals/Estimated  
as of December 31, 2021  
(\$ in millions)

	Cumulative Obligations Through FY 2021 <sup>(1)</sup>	Actual 1st Qtr	Estimated 2nd Qtr	Estimated 3rd Qtr	Estimated 4th Qtr	FY 2022 Totals	Totals Through FY 2022
<b>SANDY</b>							
Public Assistance	\$ 16,846	\$ 12	\$ 61	\$ 23	\$ 64	\$ 160	\$ 17,006
Individual Assistance	1,601	-	-	-	-	-	1,601
Mitigation	1,623	1	57	7	-	65	1,688
Operations	318	-	-	-	-	-	318
Administrative	1,584	9	5	12	5	31	1,615
<b>Total</b>	<b>\$ 21,972</b>	<b>\$ 22</b>	<b>\$ 123</b>	<b>\$ 42</b>	<b>\$ 69</b>	<b>\$ 256</b>	<b>\$ 22,228</b>

	Cumulative Obligations Through FY 2021 <sup>(1)</sup>	Actual 1st Qtr	Estimated 2nd Qtr	Estimated 3rd Qtr	Estimated 4th Qtr	FY 2022 Totals	Totals Through FY 2022
<b>HARVEY</b>							
Public Assistance	\$ 2,830	\$ 23	\$ 74	\$ 45	\$ 61	\$ 203	\$ 3,033
Individual Assistance	2,832	-	-	-	-	-	2,832
Mitigation	316	7	66	32	11	116	432
Operations	188	-	-	-	-	-	188
Administrative	1,822	24	11	18	9	62	1,884
<b>Total</b>	<b>\$ 7,988</b>	<b>\$ 54</b>	<b>\$ 151</b>	<b>\$ 95</b>	<b>\$ 81</b>	<b>\$ 381</b>	<b>\$ 8,369</b>

	Cumulative Obligations Through FY 2021 <sup>(1)</sup>	Actual 1st Qtr	Estimated 2nd Qtr	Estimated 3rd Qtr	Estimated 4th Qtr	FY 2022 Totals	Totals Through FY 2022
<b>IRMA</b>							
Public Assistance	\$ 2,666	\$ 13	\$ 12	\$ 29	\$ 32	\$ 86	\$ 2,752
Individual Assistance	1,311	-	-	-	-	-	1,311
Mitigation	320	4	35	18	20	77	397
Operations	250	-	-	-	-	-	250
Administrative	1,174	12	10	3	9	34	1,208
<b>Total</b>	<b>\$ 5,721</b>	<b>\$ 29</b>	<b>\$ 57</b>	<b>\$ 50</b>	<b>\$ 61</b>	<b>\$ 197</b>	<b>\$ 5,918</b>

	Cumulative Obligations Through FY 2021 <sup>(1)</sup>	Actual 1st Qtr	Estimated 2nd Qtr	Estimated 3rd Qtr	Estimated 4th Qtr	FY 2022 Totals	Totals Through FY 2022
<b>MARIA</b>							
Public Assistance	\$ 27,780	\$ 547	\$ 3,132	\$ 2,059	\$ 2,468	\$ 8,206	\$ 35,986
Individual Assistance	2,444	-	-	-	-	-	2,444
Mitigation	191	24	39	109	66	238	429
Operations	4,341	1	-	-	-	1	4,342
Administrative	3,827	80	67	75	78	300	4,127
<b>Total</b>	<b>\$ 38,583</b>	<b>\$ 652</b>	<b>\$ 3,238</b>	<b>\$ 2,243</b>	<b>\$ 2,612</b>	<b>\$ 8,745</b>	<b>\$ 47,328</b>

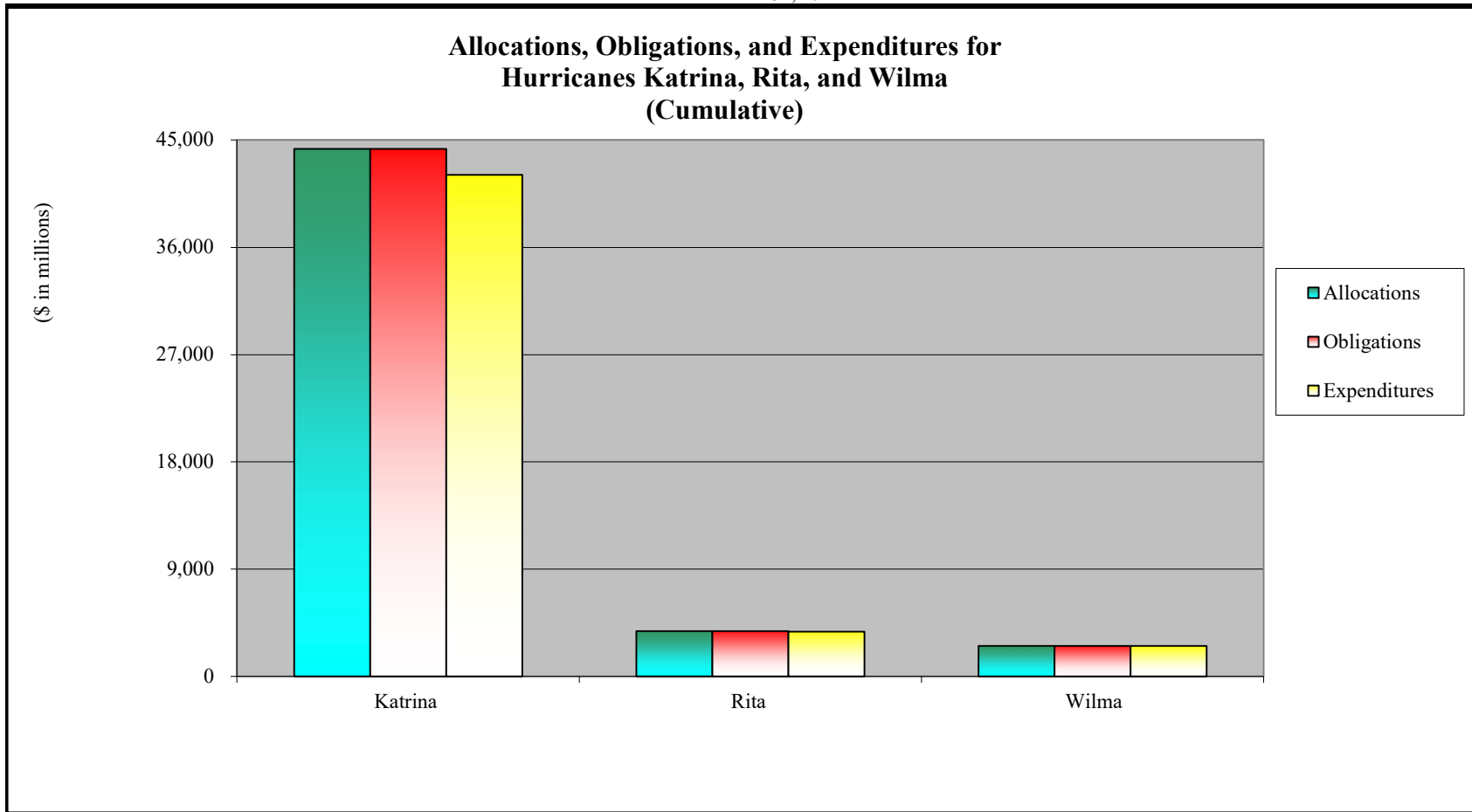
	Cumulative Obligations Through FY 2021 <sup>(1)</sup>	Actual 1st Qtr	Estimated 2nd Qtr	Estimated 3rd Qtr	Estimated 4th Qtr	FY 2022 Totals	Totals Through FY 2022
<b>COVID-19</b>							
Public Assistance	\$ 32,625	\$ 6,741	\$ 5,564	\$ 4,698	\$ 5,314	\$ 22,317	\$ 54,942
Individual Assistance	40,262	707	10	2	-	719	40,981
Mitigation		5	4	-	1	10	10
Operations	7,482	585	124	-	-	709	8,191
Administrative	811	78	253	121	72	524	1,335
<b>Total</b>	<b>\$ 81,180</b>	<b>\$ 8,116</b>	<b>\$ 5,955</b>	<b>\$ 4,821</b>	<b>\$ 5,387</b>	<b>\$ 24,279</b>	<b>\$ 105,459</b>

	Cumulative Obligations Through FY 2021 <sup>(1)</sup>	Actual 1st Qtr	Estimated 2nd Qtr	Estimated 3rd Qtr	Estimated 4th Qtr	FY 2022 Totals	Totals Through FY 2022
<b>Disasters Declared Since 8/1/2017 <sup>(2)</sup></b>							
Public Assistance	\$ 77,378	\$ 8,529	\$ 9,751	\$ 7,839	\$ 8,475	\$ 34,594	\$ 111,972
Individual Assistance	1,461	1,940	577	304	253	3,074	4,535
Mitigation	50,803	108	322	349	311	1,090	51,893
Operations	13,873	755	40	20	-	815	14,688
Administrative	11,721	780	596	379	291	2,046	13,767
<b>Total</b>	<b>\$ 155,236</b>	<b>\$ 12,112</b>	<b>\$ 11,286</b>	<b>\$ 8,891</b>	<b>\$ 9,330</b>	<b>\$ 41,619</b>	<b>\$ 196,855</b>

(1) Adjusted for recoveries that occur in FY 2022 against prior-year obligations.  
(2) Per section 1224 of DRRR (P.L. 115-254).

**APPENDIX D: ALLOCATIONS, OBLIGATIONS, AND EXPENDITURES**

as of December 31, 2021



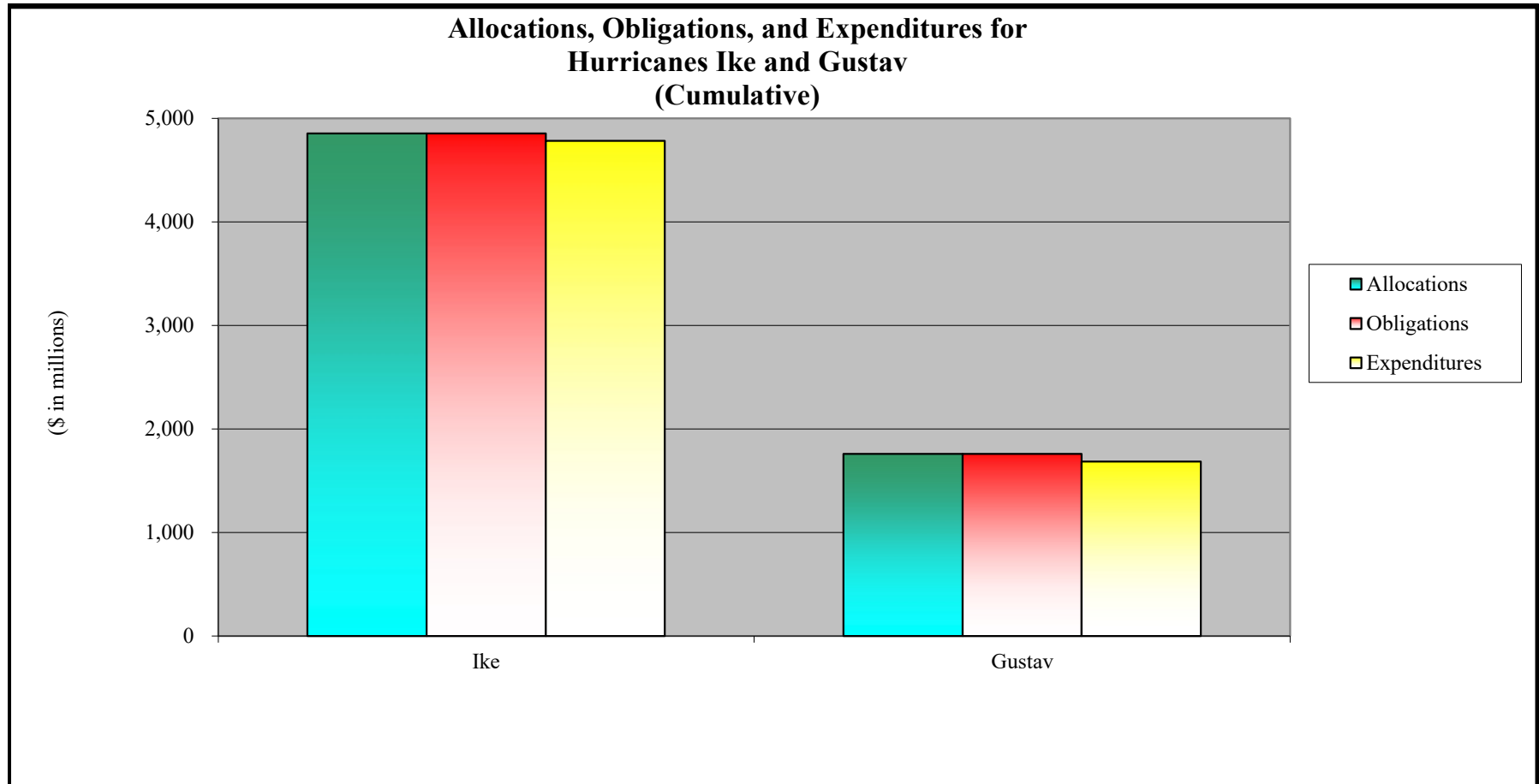
	Katrina	Rita	Wilma	Total
<b>Allocations</b>	\$ 44,265	\$ 3,799	\$ 2,567	\$ 50,631
<b>Obligations</b>	44,265	3,799	2,567	50,631
<b>Expenditures</b>	\$ 42,089	\$ 3,756	\$ 2,563	\$ 48,408

Source of financial information is IFMIS.

Total obligations include prior-year deobligations.

**APPENDIX D: ALLOCATIONS, OBLIGATIONS, AND EXPENDITURES**

as of December 31, 2021



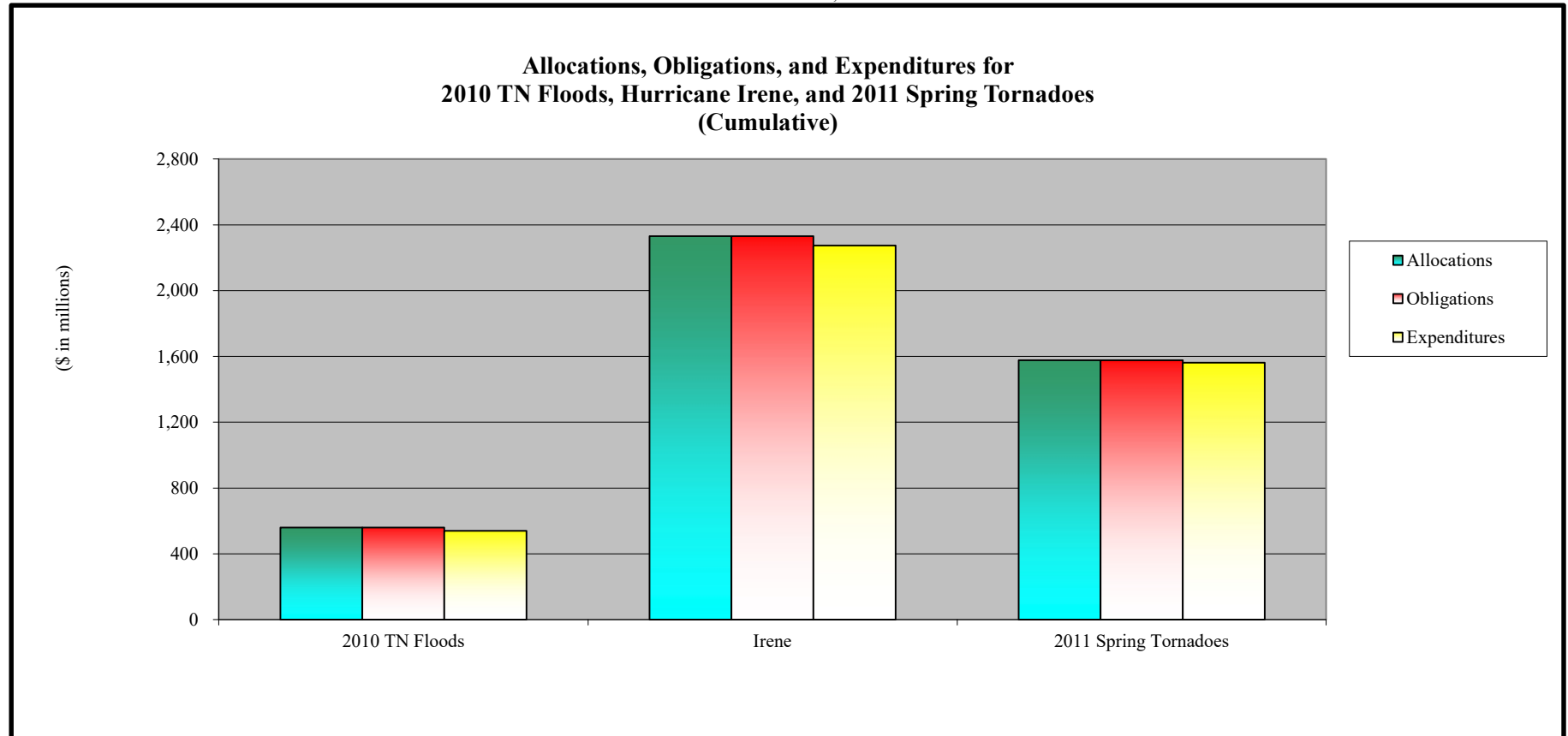
	Ike	Gustav	Total
<b>Allocations</b>	\$ 4,853	\$ 1,759	\$ 6,612
<b>Obligations</b>	4,853	1,759	6,612
<b>Expenditures</b>	\$ 4,782	\$ 1,684	\$ 6,466

Source of financial information is IFMIS.

Total obligations include prior-year deobligations.

APPENDIX D: ALLOCATIONS, OBLIGATIONS, AND EXPENDITURES

as of December 31, 2021

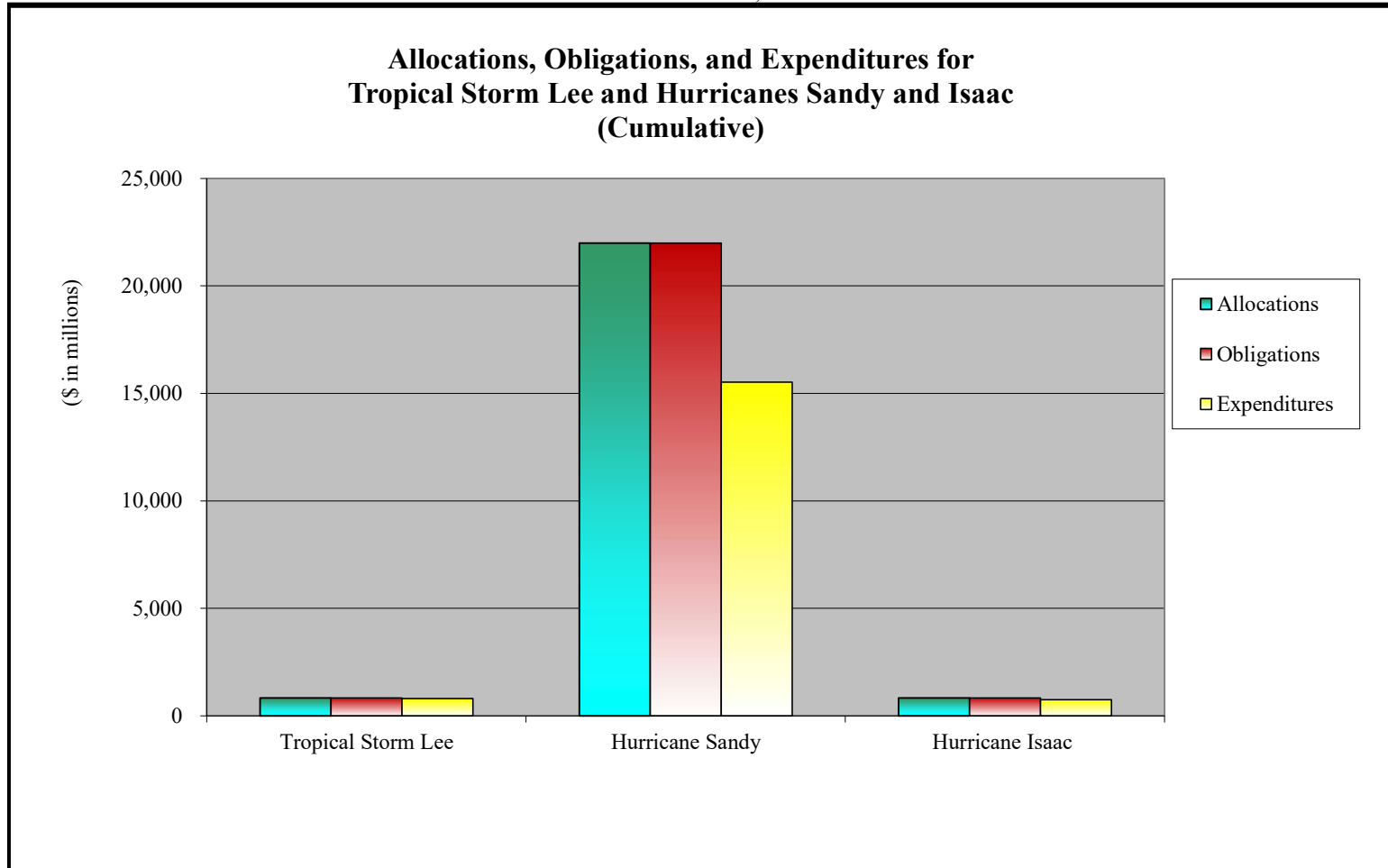


	2010 TN Floods	Irene	2011 Spring Tornadoes	Total
<b>Allocations</b>	\$ 559	\$ 2,331	\$ 1,577	\$ 4,467
<b>Obligations</b>	559	2,331	1,576	4,466
<b>Expenditures</b>	\$ 540	\$ 2,274	\$ 1,561	\$ 4,375

Source of financial information is IFMIS.  
Total obligations include prior-year deobligations.

APPENDIX D: ALLOCATIONS, OBLIGATIONS, AND EXPENDITURES

as of December 31, 2021



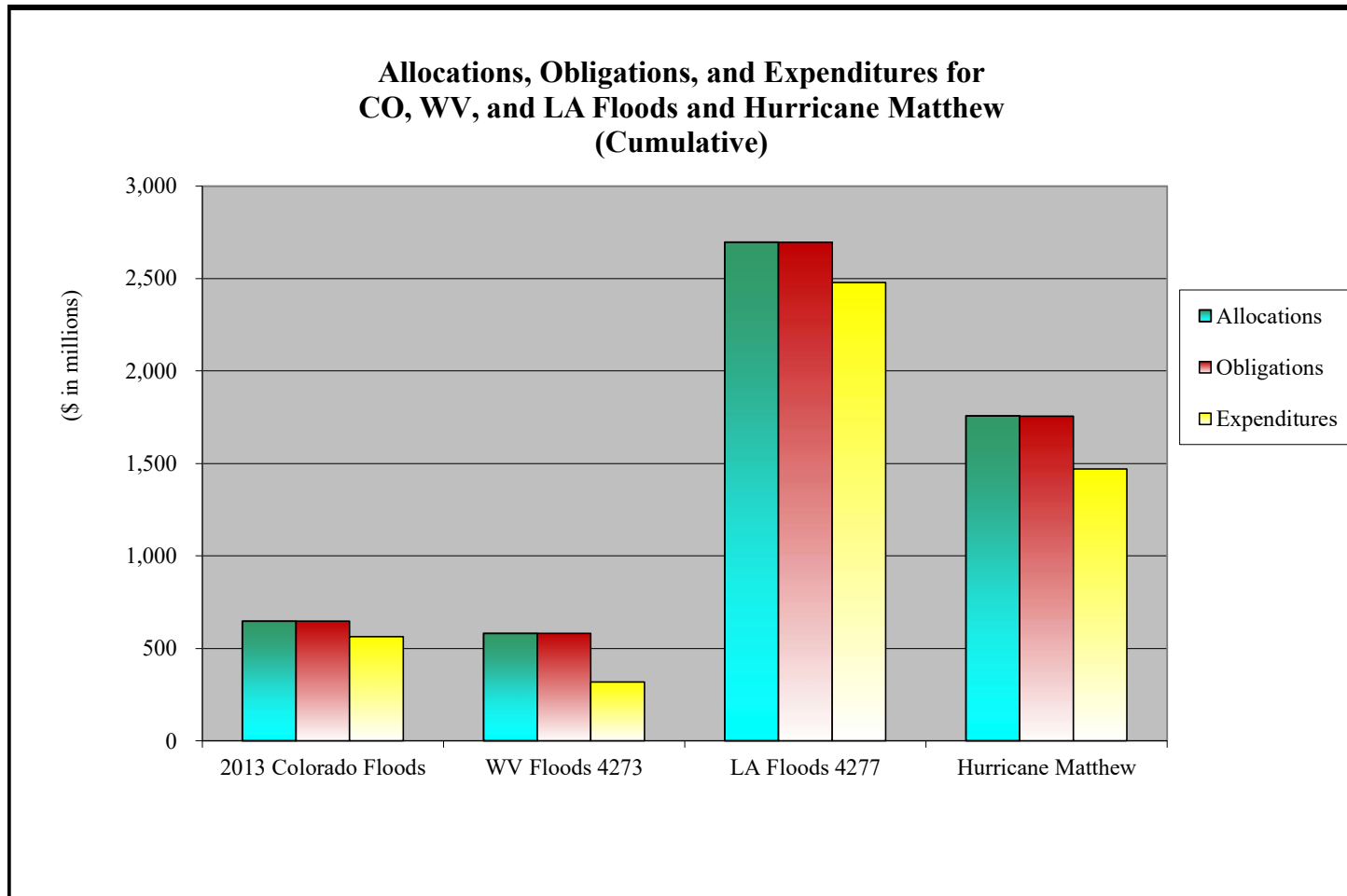
	Tropical Storm Lee	Hurricane Sandy	Hurricane Isaac	Total
<b>Allocations</b>	\$ 841	\$ 21,995	\$ 835	\$ 23,671
<b>Obligations</b>	841	21,994	835	23,670
<b>Expenditures</b>	\$ 806	\$ 15,529	\$ 754	\$ 17,089

Source of financial information is IFMIS.

Total obligations include prior-year deobligations.

APPENDIX D: ALLOCATIONS, OBLIGATIONS, AND EXPENDITURES

as of December 31, 2021



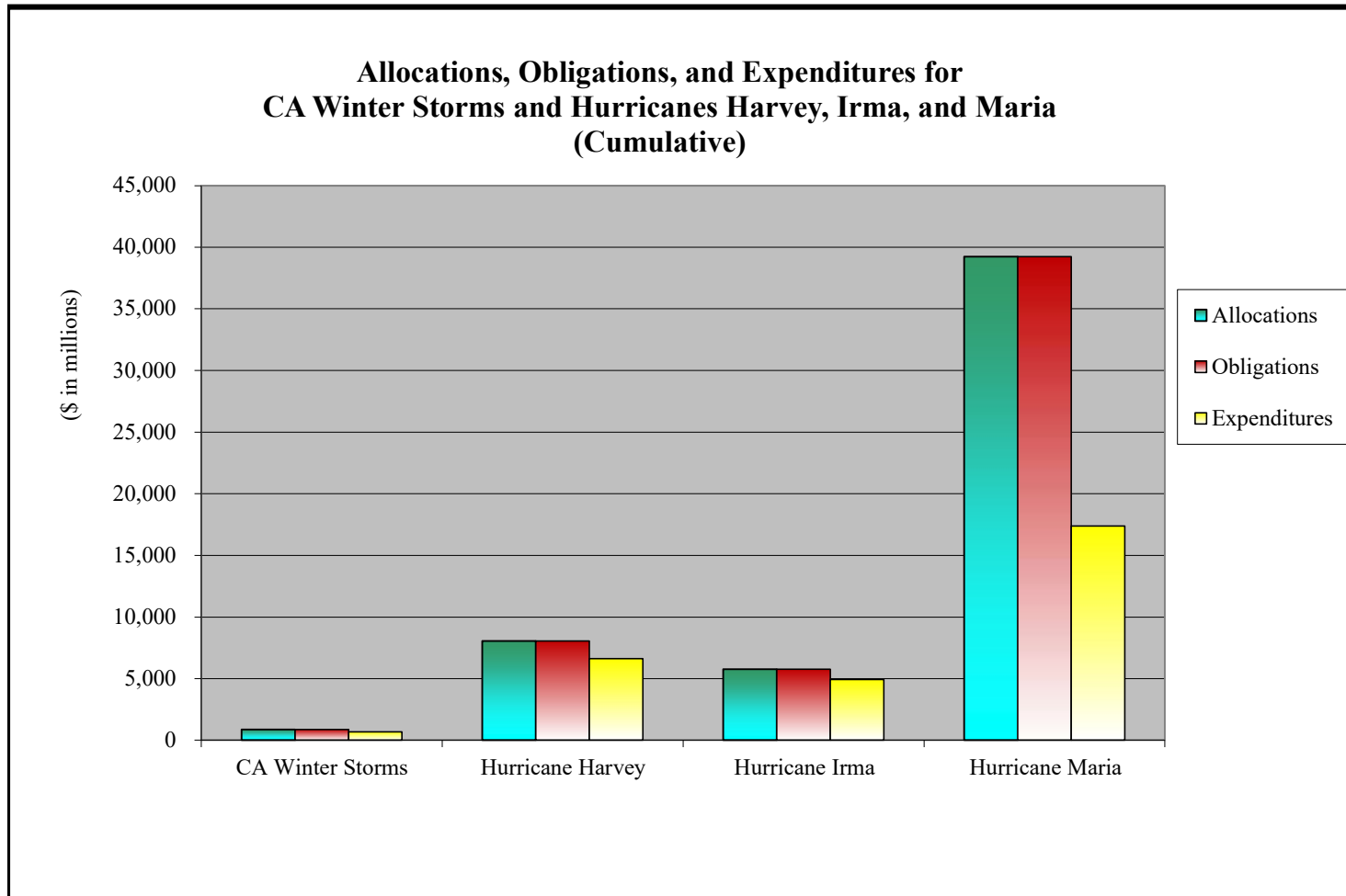
	2013 Colorado Floods	WV Floods 4273	LA Floods 4277	Hurricane Matthew	Total
<b>Allocations</b>	\$ 647	\$ 581	\$ 2,696	\$ 1,757	\$ 5,681
<b>Obligations</b>	647	581	2,696	1,756	5,680
<b>Expenditures</b>	\$ 563	\$ 319	\$ 2,478	\$ 1,470	\$ 4,830

Source of financial information is IFMIS.

Total obligations include prior-year deobligations.

APPENDIX D: ALLOCATIONS, OBLIGATIONS, AND EXPENDITURES

as of December 31, 2021

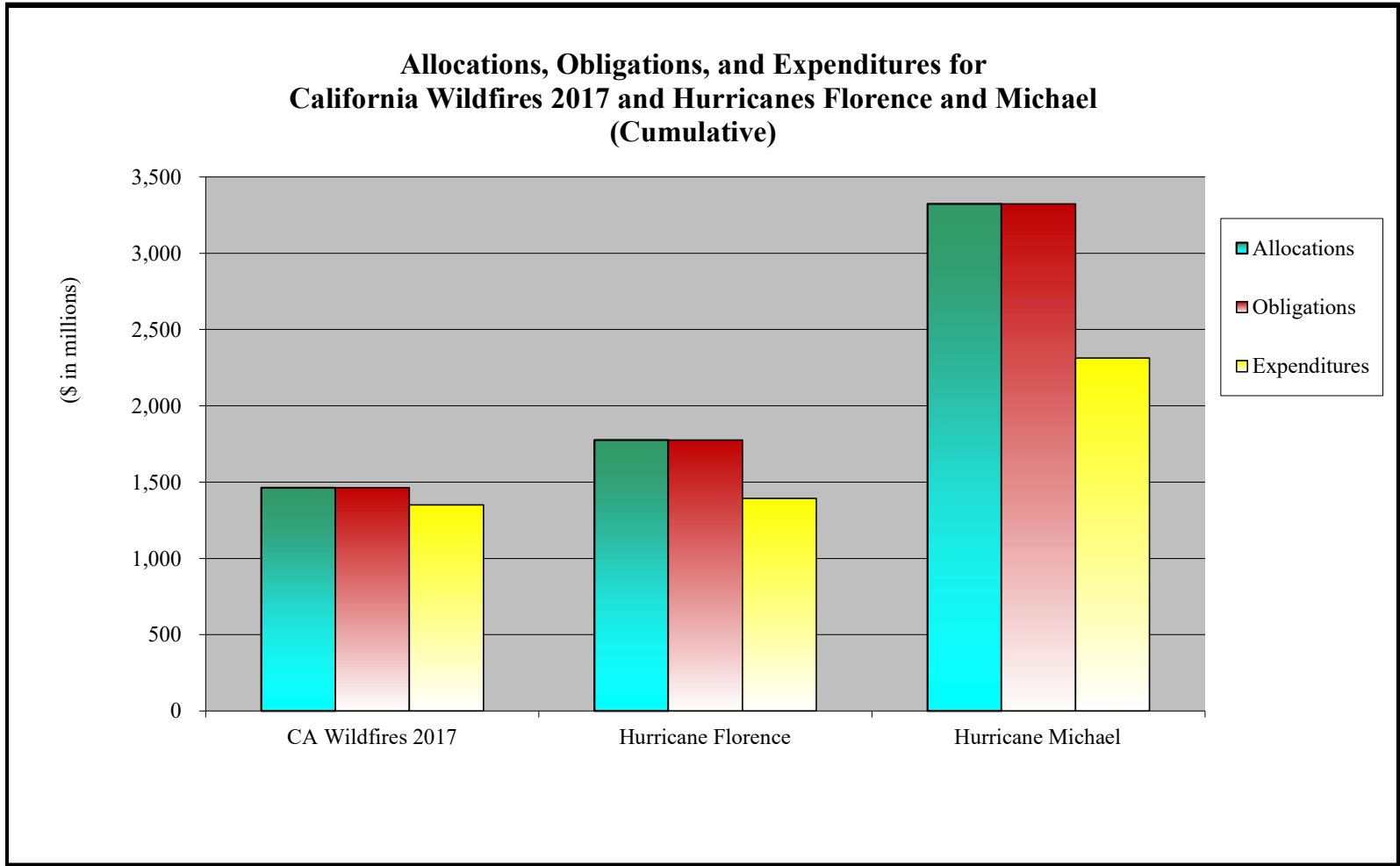


	CA Winter Storms	Hurricane Harvey	Hurricane Irma	Hurricane Maria	Total
<b>Allocations</b>	\$ 879	\$ 8,042	\$ 5,751	\$ 39,236	\$ 53,908
<b>Obligations</b>	879	8,042	5,750	39,235	53,906
<b>Expenditures</b>	\$ 677	\$ 6,612	\$ 4,915	\$ 17,386	\$ 29,590

Source of financial information is IFMIS.  
Total obligations include prior-year deobligations.

APPENDIX D: ALLOCATIONS, OBLIGATIONS, AND EXPENDITURES

as of December 31, 2021



	CA Wildfires 2017	Hurricane Florence	Hurricane Michael	Total
<b>Allocations</b>	\$ 1,463	\$ 1,776	\$ 3,323	\$ 6,562
<b>Obligations</b>	1,463	1,776	3,323	6,562
<b>Expenditures</b>	\$ 1,350	\$ 1,393	\$ 2,313	\$ 5,056

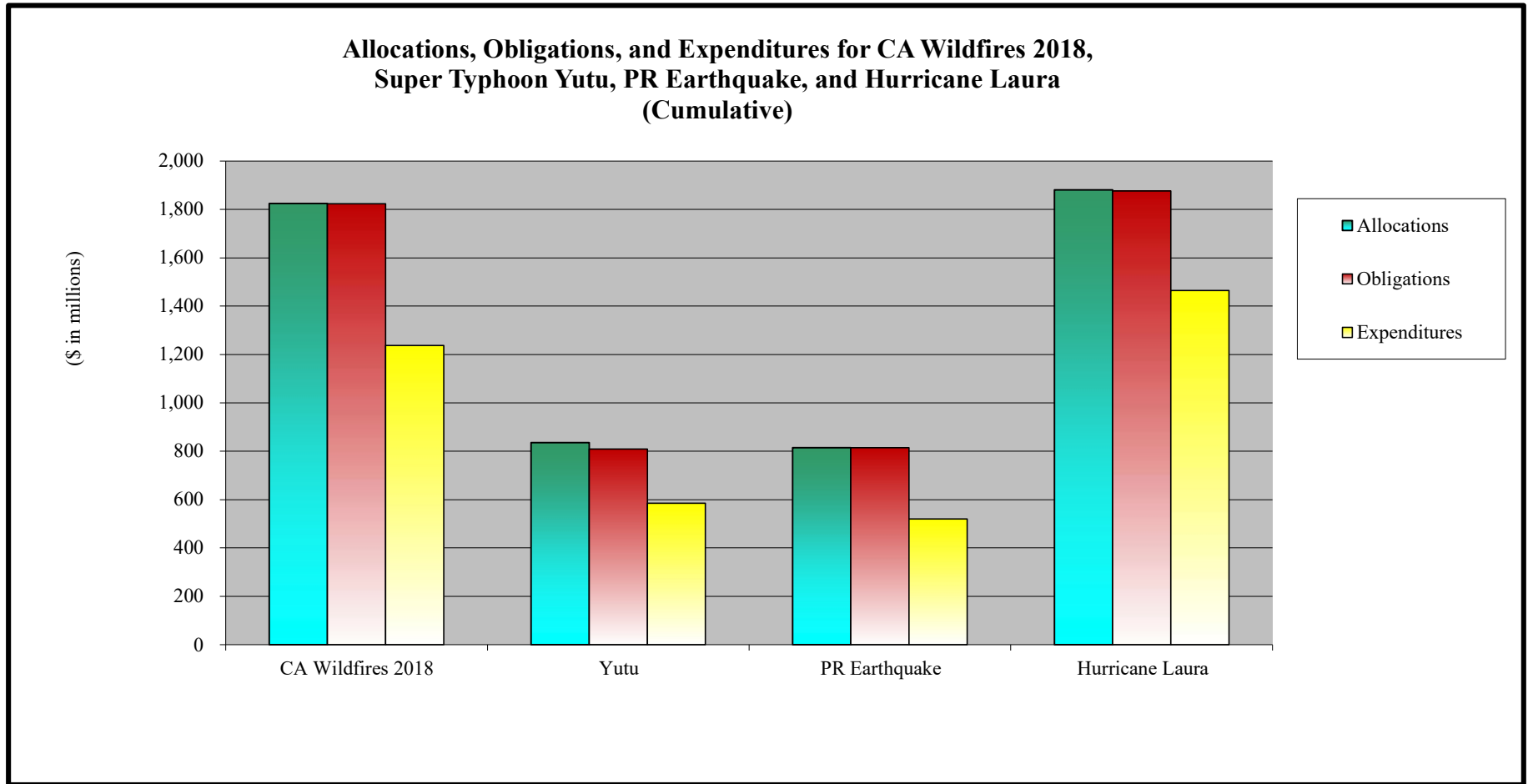
Source of financial information is IFMIS.

Total obligations include prior-year deobligations.



APPENDIX D: ALLOCATIONS, OBLIGATIONS, AND EXPENDITURES

as of December 31, 2021

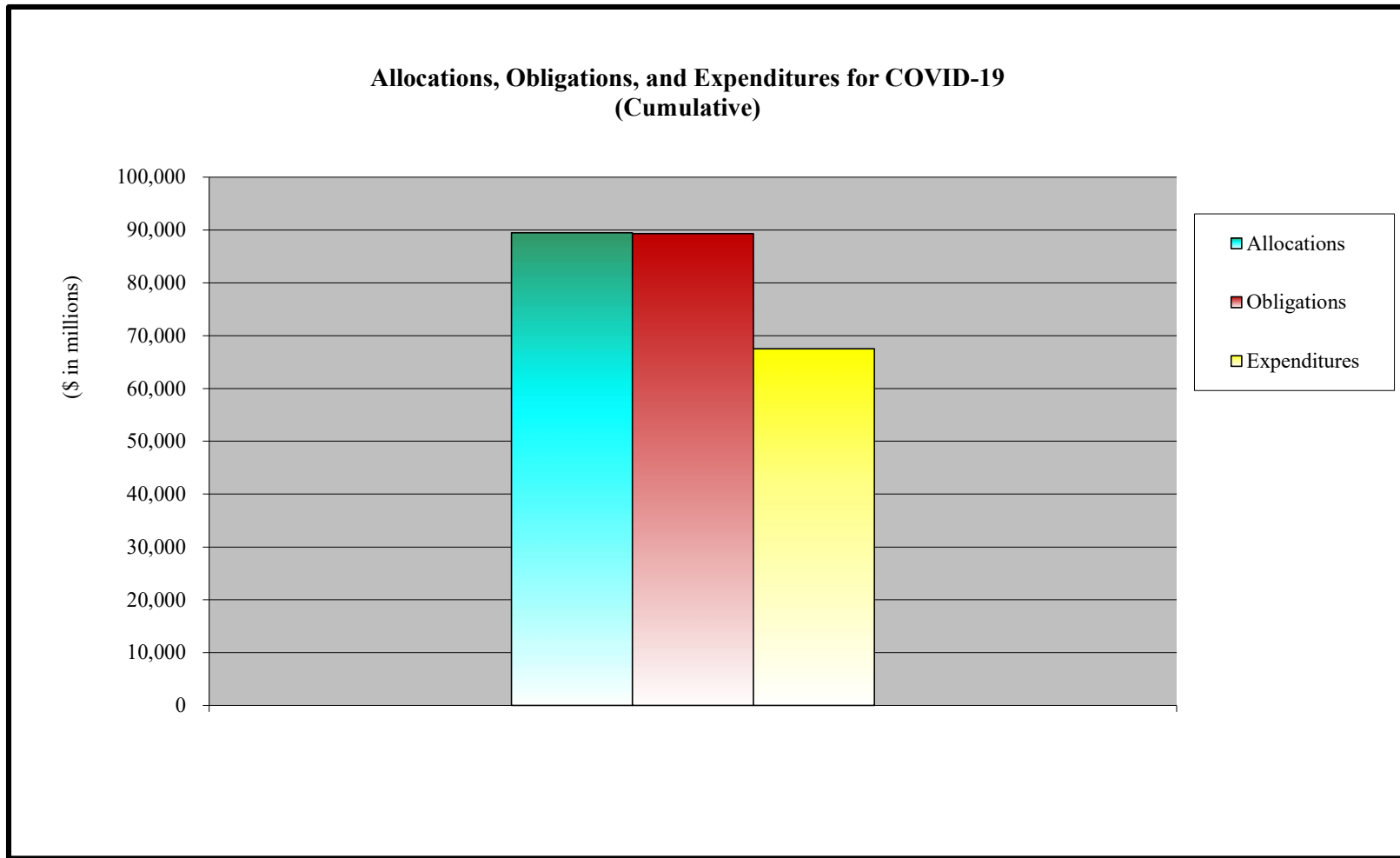


	CA Wildfires 2018	Yutu	PR Earthquake	Hurricane Laura	Total
<b>Allocations</b>	\$ 1,825	\$ 836	\$ 815	\$ 1,881	\$ 5,357
<b>Obligations</b>	1,824	809	815	1,877	5,325
<b>Expenditures</b>	\$ 1,238	\$ 585	\$ 520	\$ 1,465	\$ 3,808

Source of financial information is IFMIS.  
Total obligations include prior-year deobligations.

**APPENDIX D: ALLOCATIONS, OBLIGATIONS, AND EXPENDITURES**

as of December 31, 2021



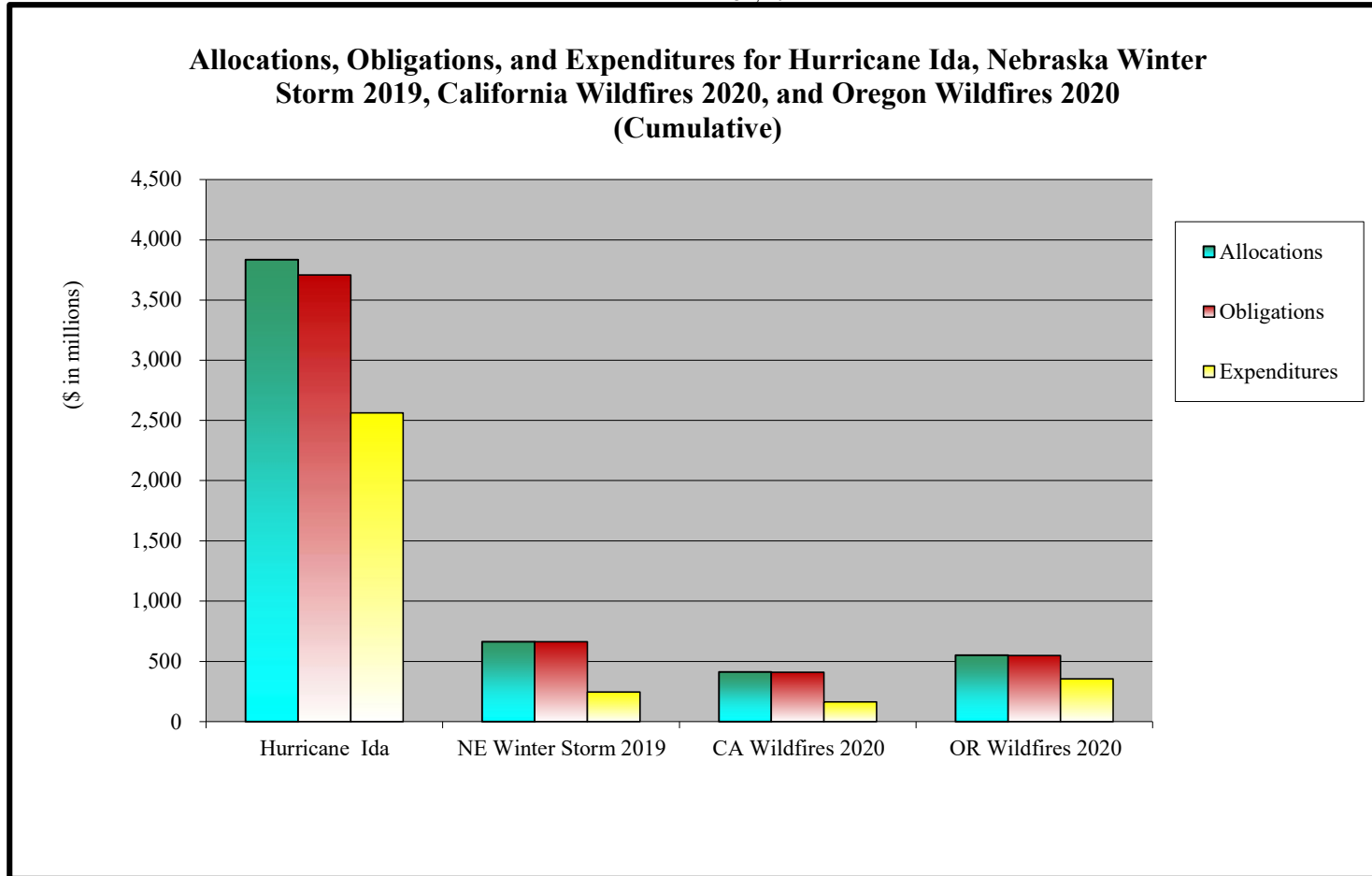
	<b>COVID-19</b>	
<b>Allocations</b>	\$	<b>89,470</b>
<b>Obligations</b>	\$	<b>89,296</b>
<b>Expenditures</b>	\$	<b>67,522</b>

Source of financial information is IFMIS.

Total obligations include prior-year deobligations.

APPENDIX D: ALLOCATIONS, OBLIGATIONS, AND EXPENDITURES

as of December 31, 2021



	Hurricane Ida	NE Winter Storm 2019	CA Wildfires 2020	OR Wildfires 2020	Total
<b>Allocations</b>	\$ 3,835	\$ 662	\$ 411	\$ 550	\$ 5,458
<b>Obligations</b>	3,709	662	410	549	5,330
<b>Expenditures</b>	\$ 2,563	\$ 245	\$ 164	\$ 355	\$ 3,327

Source of financial information is IFMIS.

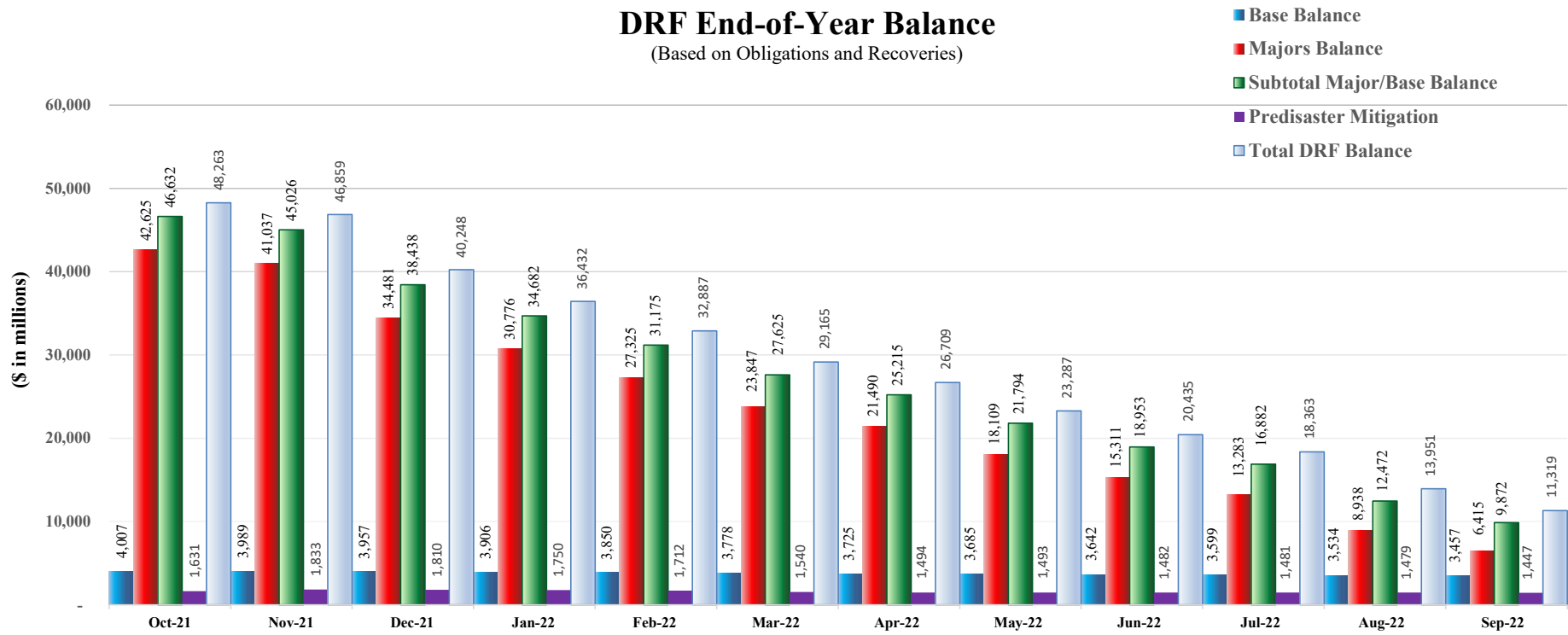
Total obligations include prior-year deobligations.

**APPENDIX E: Fund Exhaustion Date**

as of December 31, 2021

**DRF End-of-Year Balance**

(Based on Obligations and Recoveries)



DRF End-of-Month Balance	Oct-21	Nov-21	Dec-21	Jan-22	Feb-22	Mar-22	Apr-22	May-22	Jun-22	Jul-22	Aug-22	Sep-22
<b>Base Balance</b>	\$ 4,007	\$ 3,989	\$ 3,957	\$ 3,906	\$ 3,850	\$ 3,778	\$ 3,725	\$ 3,685	\$ 3,642	\$ 3,599	\$ 3,534	\$ 3,457
<b>Majors Balance</b>	42,625	41,037	34,481	30,776	27,325	23,847	21,490	18,109	15,311	13,283	8,938	6,415
<b>Subtotal Major/Base Balance</b>	<b>46,632</b>	<b>45,026</b>	<b>38,438</b>	<b>34,682</b>	<b>31,175</b>	<b>27,625</b>	<b>25,215</b>	<b>21,794</b>	<b>18,953</b>	<b>16,882</b>	<b>12,472</b>	<b>9,872</b>
<b>Predisaster Mitigation</b>	1,631	1,833	1,810	1,750	1,712	1,540	1,494	1,493	1,482	1,481	1,479	1,447
<b>Total DRF Balance</b>	<b>\$ 48,263</b>	<b>\$ 46,859</b>	<b>\$ 40,248</b>	<b>\$ 36,432</b>	<b>\$ 32,887</b>	<b>\$ 29,165</b>	<b>\$ 26,709</b>	<b>\$ 23,287</b>	<b>\$ 20,435</b>	<b>\$ 18,363</b>	<b>\$ 13,951</b>	<b>\$ 11,319</b>

FY 2022 DRF Bridge Table

Event	FY 2022 Total Obligations (\$ in millions)						Changes from Baseline		Month-to-Month Change	
	Baseline	Current Month as of Jan-22	Previous Month as of Dec-21	Change from Baseline	Change from Prior Month	Cause/Reason	Cause/Reason			
<b>DRF Base Activities</b>										
Emergencies	\$ 108	\$ 108	\$ 108	\$ -	\$ -	No adjustments at this time.	No adjustments at this time.			
Fire Management	206	206	206	-	-	No adjustments at this time.	No adjustments at this time.			
Surge	148	148	148	-	-	No adjustments at this time.	No adjustments at this time.			
Disaster Support & Other Activities Total	408	408	408	-	-	No adjustments at this time.	No adjustments at this time.			
DRS	378	378	378	-	-					
Other Activities	30	30	30	-	-					
Base Subtotal	<u>870</u>	<u>870</u>	<u>870</u>	<u>-</u>	<u>-</u>					
<b>DRF DR Activities</b>										
Average Monthly Major DR Activity (Non-Cat.)	2,538	2,538	2,538	-	-	No adjustments at this time.	No adjustments at this time.			
Katrina Rita Wilma	141	144	154	3	(10)	Hazard Mitigation: \$2M increase due to technical adjustment to projection amount and closeout for a road elevation project in 1603 LA. Other Activity: \$1M.	Hazard Mitigation: (\$10M) decrease due to technical adjustment to projection amount and closeout for a road elevation project in 1603 LA.			
Gustav	14	14	14	-	-	No adjustments at this time.	No adjustments at this time.			
Ike	4	5	5	1	-	Public Assistance: \$1M increase for additional State direct administrative costs requested in 1792 LA.	No adjustments at this time.			
TN Floods	2	2	2	-	-	No adjustments at this time.	No adjustments at this time.			
2011 Spring Tornadoes	1	-	-	(1)	-	Other Activity: (\$1M)	No adjustments at this time.			
Irene	34	34	34	-	-	No adjustments at this time.	No adjustments at this time.			
Lee	6	6	6	-	-	No adjustments at this time.	No adjustments at this time.			
Isaac	4	11	11	7	-	Public Assistance: \$2M increase primarily due to closeout overrun and additional State direct administrative costs requested in 4080 LA; (\$1M) decrease due to cost overrun request was disallowed in 4084 FL. Hazard Mitigation: \$6M increase due to funding correction in 4080 LA.	No adjustments at this time.			
Sandy	261	256	257	(5)	(1)	Hazard Mitigation: (\$1M) decrease primarily due to actual state management costs less than projected in 4085 NY. Administration: (\$4M) decrease primarily due to a reduction in the period of performance for a technical assistance contract in 4085 NY.	Hazard Mitigation: (\$1M) decrease primarily due to actual state management costs less than projected in 4085 NY.			
2013 Colorado Flood	1	2	2	1	-	Activity in 4145 CO: Other Activity: \$1M.	No adjustments at this time.			
WV Floods 4273	34	25	25	(9)	-	Activity in 4273 WV: Hazard Mitigation: (\$8M) decrease primarily due to a storm water project failed to meet cost effectiveness requirement. Administration: (\$1M) decrease due to actual salaries and benefits costs were less than estimated.	No adjustments at this time.			
LA Floods 4277	89	89	89	-	-	No adjustments at this time.	No adjustments at this time.			
Matthew	145	149	145	4	4	Public Assistance: \$2M increase due to new version requested for Surfside Beach Pier in 4086 SC; \$1M increase for a closeout overrun in 4291 VA. Other Activity: \$1M.	Public Assistance: \$2M increase due to new version requested for Surfside Beach Pier in 4086 SC; \$1M increase for a closeout overrun in 4291 VA. Other Activity: \$1M.			
CA Winter Storms	49	63	63	14	-	Activity in 4308 CA: Public Assistance: \$10M increase primarily due to new version requests submitted, accelerated project reviews, and increased damages and costs identified on three CA Dept. of Water Resource projects. Hazard Mitigation: \$3M increase due to a seismic retrofit project accelerated reviews sooner than anticipated. Other Activity: \$1M.	No adjustments at this time.			
Harvey	381	381	381	-	-	No adjustments at this time.	No adjustments at this time.			
Irma	186	197	187	11	10	Administration: \$3M increase primarily due to technical assistance contract extended in 4337 FL; \$7M increase primarily due to additional indirect salary and benefit costs posted in 4335 VI. Other Activity: \$1M.	Administration: \$3M increase primarily due to technical assistance contract extended in 4337 FL; \$7M increase primarily due to additional indirect salary and benefit costs posted in 4335 VI.			

APPENDIX F: FY 2022 DRF Bridge Table

FY 2022 DRF Bridge Table

Event	Baseline	FY 2022 Total Obligations (\$ in millions)				Changes from Baseline		Month-to-Month Change
		Current Month as of Jan-22	Previous Month as of Dec-21	Change from Baseline	Change from Prior Month	Cause/Reason	Cause/Reason	
Maria	8,745	8,745	8,746	-	(1)	Hazard Mitigation: (\$3M) decrease due to new PR Dept. of Education 406 mitigation project inadvertently projected for November opposed to anticipated award date of December in 4339 PR; \$2M increase due to a technical programming error unrelated to projects in 4340 VI. Other Activity: \$1M.	Hazard Mitigation: (\$2M) decrease due to a project denied, one delayed for engineering, and another project withdrawn to be covered by public assistance in 4340 VI. Other Activity: \$1M.	
CA Wildfires 2017	65	66	66	1	-	Activity in 4344 CA: Hazard Mitigation: \$1M increase primarily due to unprojected generator and retrofit projects awarded and cost estimate increased on an emergency generator project.	No adjustments at this time.	
Florence	132	128	128	(4)	-	Public Assistance: (\$2M) decrease primarily due to several cost versions did not materialize, project discontinued, and estimates reduced during reviews in 4393 NC. Hazard Mitigation: (\$2M) decrease primarily due to withdrawal of properties from an acquisition project and an elevation project delayed for further reviews in 4393 NC.	No adjustments at this time.	
Michael	342	342	342	-	-	No adjustments at this time.	No adjustments at this time.	
Yutu 4404	94	94	94	-	-	No adjustments at this time.	No adjustments at this time.	
CA Wildfires 2018	59	59	59	-	-	No adjustments at this time.	No adjustments at this time.	
Nebraska Winter Storm 2019	170	170	170	-	-	No adjustments at this time.	No adjustments at this time.	
PR Earthquakes 4473	423	421	422	(2)	(1)	Activity in 4473 PR: Other Activity: (\$2M).	Activity in 4473 PR: Other Activity: (\$1M).	
COVID-19	23,476	24,279	24,192	803	87	Activity in COVID-19 Disasters: Public Assistance: \$503M net increase primarily due to additional and extended vaccine testing support, supplies, operations, non-congregate sheltering, PPE supplies, contract labor, and management costs. Individual Assistance: \$250M net increase primarily due to estimates revised to cover current and anticipated additional funeral applications and adjustment for funeral assistance liability. Operations: \$35M increase primarily for Presidential authorization to extend National Guard assistance. Administration: \$14M increase primarily due to requests for technical assistance contracts. Other Activity: \$1M.	Activity in COVID-19 Disasters: Individual Assistance: \$86M increase due to adjustment for funeral assistance liability. Other Activity: \$1M.	
California Wildfires 2020	270	274	274	4	-	Activity in 4558 CA: Public Assistance: \$3M net increase primarily due to adding three new projects, which include management cost and accelerated projects awards. Other Activity: \$1M.	No adjustments at this time.	
Laura	567	588	568	21	20	Public Assistance: \$4M in 4559 LA, 17M 4572 TX in increase due to new projects submitted and costs estimates revised. Individual Assistance: \$1M increase in disaster housing assistance in 4559 LA. Administration: (\$2M) net decrease primarily due to reductions in facility leases, guard services and technical assistance contracts in 4559 LA. Other Activity: \$1M.	Public Assistance: \$4M in 4559 LA, 17M 4572 TX in increase due to new projects submitted and costs estimates revised. Individual Assistance: \$1M increase in disaster housing assistance in 4559 LA. Administration: (\$2M) net decrease primarily due to reductions in facility leases, guard services and technical assistance contracts in 4559 LA.	
Oregon Wildfires 2020	238	238	238	-	-	No adjustments at this time.	No adjustments at this time.	
Ida	2,397	2,701	2,517	304	184	Increase for Ida FY 2022 major disaster obligations and estimates for 4614 NJ, 4615 NY, 4618 PA, 4626 MS, 4627 DE, and 4629 CT, which total \$142M. Public Assistance: increases \$1M in 4614 NJ, \$1M in 4615 NY, and \$8M in 4618 PA are due to new projects submitted and revised estimates. Individual Assistance: \$39M increase primarily due to approval for transitional sheltering assistance in 4611 LA; increases \$5M in 4614 NJ, \$42M in 4615 NY, and \$6M in 4618 PA are due to additional disaster housing assistance, other needs assistance, and disaster case management. Administration: increases \$44M in LA, \$2M in 4614 NJ, \$1M in 4616 NY, and \$13M in 4618 PA are primarily due to extension of basecamps, technical assistance contracts, call center services, and additional staffing salaries and overtime costs.	Increase for Ida FY 2022 major disaster obligations and estimates for 4627 DE and 4629 CT, which total \$22M. Public Assistance: increases \$1M in 4614 NJ, \$1M in 4615 NY, and \$8M in 4618 PA are due to new projects submitted and revised estimates. Individual Assistance: \$39M increase primarily due to approval for transitional sheltering assistance in 4611 LA; increases \$5M in 4614 NJ, \$42M in 4615 NY, and \$6M in 4618 PA are due to additional disaster housing assistance, other needs assistance, and disaster case management. Administration: increases \$44M in LA, \$2M in 4614 NJ, \$1M in 4616 NY, and \$13M in 4618 PA are primarily due to extension of basecamps, technical assistance contracts, call center services, and additional staffing salaries and overtime costs.	
<b>DR Subtotal</b>	<b>40,868</b>	<b>42,021</b>	<b>41,729</b>	<b>1,153</b>	<b>292</b>			
<b>Total</b>	<b>\$ 41,738</b>	<b>\$ 42,891</b>	<b>\$ 42,599</b>	<b>\$ 1,153</b>	<b>\$ 292</b>			

\*Based on FY 2022 spend plan baselines.

<b>Building Resilient Infrastructure and Communities/Predisaster Mitigation History and Fund Status as of December 31, 2021 (Dollars in Millions)</b>	
<b>Fiscal Year 2019 (Applications Due by January 31, 2020)</b>	
	Amount
6% Set-Aside	\$ 383
Allocation	250
Notice of Funding Opportunity (NOFO) Awards to Date from the Allocation	(184)
Administrative and Technical Assistance Obligations	-
<b>Fiscal Year 2020 (Applications Due by January 29, 2021)</b>	
6% Set-Aside	613
Allocation	500
NOFO Awards to Date from the Allocation	(5)
Administrative and Technical Assistance Obligations	(2)
<b>Fiscal Year 2021 (Applications Due by January 28, 2022) <sup>(1)</sup></b>	
6% Set-Aside	321
Additional Set-Aside from COVID-19	500
Allocation	1,000
NOFO Awards to Date from the Allocation	-
Administrative and Technical Assistance Obligations	(16)
<b>Fiscal Year 2022 Activities</b>	
6% Set-Aside <sup>(2)</sup>	18
Infrastructure Investment and Jobs Act <sup>(3)</sup>	200
Infrastructure Investment and Jobs Act Anticipated Transfers <sup>(3)</sup>	(17)
Administrative and Technical Assistance Obligations	(1)
Note: Set-Aside currently available to fund future NOFOs (6% Set-Asides - Allocations - Administrative Obligations).	\$ 249
Footnotes:	
(1) FY 2021 NOFO was announced on 8/9/2021. The application period to apply for FY 2021 BRIC funding opened on 9/30/2021 and closes on 1/28/2022.	
(2) Amount available from COVID-19 for annual stabilization = \$2.7 billion	
(3) Pursuant to P.L. 117-58, Infrastructure Investment and Jobs Act	