



Disaster Relief Fund: Monthly Report

as of December 31, 2022

January 11, 2023

Fiscal Year 2023 Report to Congress



**Homeland
Security**

Federal Emergency Management Agency

Message from the Administrator

January 11, 2023

I am pleased to present the following, “Disaster Relief Fund: Monthly Report,” which has been prepared by the Federal Emergency Management Agency.

This document has been compiled pursuant to language set forth in the Fiscal Year (FY) 2023 Department of Homeland Security Appropriations Act (P.L. 117-328) and in the Coronavirus Aid, Relief, and Economic Security Act (P.L. 116-136).

Pursuant to congressional requirements, this report is being provided to the following Members of Congress:

The Honorable Kay Granger
Chairwoman, House Appropriations Committee on Homeland Security

The Honorable Rosa DeLauro
Ranking Member, House Appropriations Committee on Homeland Security

Chair, Senate Appropriations Committee on Homeland Security

Ranking Member, Senate Appropriations Committee on Homeland Security

Inquiries relating to this report may be directed to me at (202) 646-3900.

Sincerely,



Deanne Criswell
Administrator
Federal Emergency Management Agency





Disaster Relief Fund: Monthly Report as of December 31, 2022

Table of Contents

I.	Legislative Language.....	1
II.	Background	3
	Appendix A: DRF Appropriations Summary	4
	Appendix B: DRF Funding Activity	5
	Appendix C: Obligations and Estimates by Spending Category	12
	Appendix D: Allocations, Obligations, & Expenditures	13
	Appendix E: Fund Exhaustion Date	24
	Appendix F: DRF Cost Estimation Bridge Table	25
	Appendix G: BRIC-PDM History and Fund Status	27

I. Legislative Language

This document has been compiled pursuant to language set forth in the Fiscal Year (FY) 2023 Department of Homeland Security (DHS) Appropriations Act (P.L. 117-328) and in the Coronavirus Aid, Relief, and Economic Security Act (P.L. 116-136).

P.L. 117-328 states:

SEC. 308. The reporting requirements in paragraphs (1) and (2) under the heading ``Federal Emergency Management Agency–Disaster Relief Fund" in the Department of Homeland Security Appropriations Act, 2015 (Public Law 114-4), related to reporting on the Disaster Relief Fund, shall be applied in fiscal year 2023 with respect to budget year 2024 and current fiscal year 2023, respectively-

- (1) in paragraph (1) by substituting "fiscal year 2024" for "fiscal year 2016"; and
- (2) in paragraph (2) by inserting "business" after "fifth".

P.L. 114-4 (referenced above) states:

Provided, That the Administrator of the Federal Emergency Management Agency shall submit to the Committees on Appropriations of the Senate and the House of Representatives the following reports, including a specific description of the methodology and the source data used in developing such reports...

(2) an estimate or actual amounts, if available, of the following for the current fiscal year shall be submitted not later than the fifth day of each month, and shall be published by the Administrator on the Agency's Web site not later than the fifth day of each month:

- (A) a summary of the amount of appropriations made available by source, the transfers executed, the previously allocated funds recovered, and the commitments, allocations, and obligations made;
- (B) a table of disaster relief activity delineated by month, including-
 - (i) the beginning and ending balances;
 - (ii) the total obligations to include amounts obligated for fire assistance, emergencies, surge, and disaster support activities;
 - (iii) the obligations for catastrophic events delineated by event and by state; and
 - (iv) the amount of previously obligated funds that are recovered;
- (C) a summary of allocations, obligations, and expenditures for catastrophic events delineated by event;

- (D) in addition, for a disaster declaration related to Hurricane Sandy, the cost of the following categories of spending: public assistance, individual assistance, mitigation, administrative, operations, and any other relevant category (including emergency measures and disaster resources); and
- (E) the date on which funds appropriated will be exhausted...

P.L. 116-136 states:

Provided further, That every 30 days the Administrator shall provide the Committees on Appropriations of the Senate and the House of Representatives both projected and actual costs for funds provided under this heading for major disasters and any other expenses...

This report covers activities as of December 31, 2022.

II. Background

P.L. 117-328 requires that the Federal Emergency Management Agency (FEMA) Administrator provide a report by the fifth business day of each month on the Disaster Relief Fund (DRF) that includes a funding summary, a table delineating DRF funding activities each month by state and event, a summary of the funding for the catastrophic events, and the fund exhaustion date, or end-of-fiscal-year balance.

P.L. 116-136 requires that both projected and actual costs for funds provided by it for major disasters and any other expenses be provided to the House and Senate Appropriations Committees.

Consequently, the following report elements are included:

1. Appendix A is an appropriations summary that includes a synopsis of the amount of appropriations made available by source, the transfers executed, the previously allocated funds recovered, and the commitments, allocations, and obligations.
2. Appendix B presents details on the DRF funding activities delineated by month.
3. Appendix C presents obligations and estimates by spending category for Hurricanes Sandy, Harvey, Irma, and Maria; Coronavirus Disease 2019 (COVID-19); and declarations since August 1, 2017.
4. Appendix D presents funding summaries for the current active catastrophic events including the allocations, obligations, and expenditures.
5. Appendix E presents the fund exhaustion date, or end-of-fiscal-year balance.
6. Appendix F presents a bridge table that provides explanation for the monthly and baseline change for all activities to include details for catastrophic events.
7. Appendix G presents the fund history and current status of the Building Resilient Infrastructure and Communities (BRIC)/Predisaster Mitigation (PDM) program.

Disaster Relief Fund Congressional Monthly Report
as of December 31, 2022
(Dollars in Millions)

	Major Declarations	Base	Total
Carryover From FY 2022	\$ 9,110	\$ 3,514	\$ 12,624
FY 2023 Enacted ⁽¹⁾	19,945		19,945
FY 2023 Supplemental ⁽¹⁾	5,000		5,000
FY 2023 Recoveries	1,025	116	1,141
Total Budget Authority	35,080	3,630	38,710
Anticipated Transfers to DADLP ⁽²⁾	(26)		(26)
Actual 6% for Predisaster Mitigation per DRRRA ⁽³⁾	(18)		(18)
Anticipated Transfers from O&S ⁽¹⁾		1	1
Anticipated Transfers to OIG ⁽¹⁾	(27)		(27)
Actual/Anticipated Transfers to USAID ⁽⁴⁾		(10)	(10)
Transfer Hermit's Peak/Calf Canyon Fire Assistance Act ⁽⁵⁾		(2,500)	(2,500)
Revised Budget Authority	35,009	1,121	36,130
Obligations ⁽⁶⁾	(10,168)	(203)	(10,371)
Balance	24,841	918	25,759
Projections for the Remainder of FY 2023			
Projected FY 2023 Additional Obligations			
Based on Existing Spend Plans			
Non-Catastrophic Disasters			
Catastrophic Disasters	(36,024)		(36,024)
DRS and Other		(334)	(334)
Subtotal Existing Spend Plans	(36,024)	(334)	(36,358)
Based on 10-year Average			
Non-Catastrophic Disasters	(2,403)		(2,403)
EM, FMAG, and SU		(269)	(269)
Subtotal 10-year Average	(2,403)	(269)	(2,672)
Total Projected FY 2023 Additional Obligations	(38,427)	(603)	(39,030)
Anticipated 6% for Predisaster Mitigation per DRRRA ⁽³⁾	(508)		(508)
Projected Additional Recoveries	1,975	184	2,159
Balance	\$ (12,119)	\$ 499	\$ (11,620)

Notes:

(1) Pursuant to P.L. 117-328, FY 2023 DHS Appropriations Act.

(2) Pursuant to P.L. 116-260, the FY 2021 DHS Appropriations Act, and to P.L. 117-43, the Disaster Relief Supplemental Appropriations Act, 2022.

(3) Pursuant to the Disaster Recovery Reform Act (DRRA) (P.L. 115-254). See Appendix G for additional information regarding the BRIC program balance. Includes estimated 6% set-aside of \$508 million for Hurricanes Fiona and Ian that will be accrued in March 2023. The BRIC funding continues to be available to FEMA for other purposes should the DRF Majors balance drop too low to cover immediate response or recovery needs.

(4) Actual/anticipated transfers to the U.S. Agency for International Development (USAID) for Compact Aid Agreement.

(5) Pursuant to P.L. 117-180, FY 2023 Continuing Appropriations Act.

(6) As of December 31, 2022, unobligated commitments were \$134 million and uncommitted/unobligated allocations totaled \$750 million.

Source of financial information is the Integrated Financial Management Information System (IFMIS).

APPENDIX B: DRF Funding Activity (Details)

Disaster Relief Fund Monthly Obligations FY 2023
 DRF Monthly Spend Plan (FY 2023)
 (\$ in millions)
 as of December 31, 2022

	Oct-22	Nov-22	Dec-22	Jan-23	Feb-23	Mar-23	Apr-23	May-23	Jun-23	Jul-23	Aug-23	Sep-23	Total
Beginning of Month DRF Balance	\$ 12,624	\$ 23,193	\$ 21,503	\$ 25,759	\$ 22,995	\$ 19,298	\$ 14,638	\$ 10,833	\$ 6,352	\$ 3,532	\$ (1,289)	\$ (5,476)	\$ (11,620)
FY 2023 Enacted ⁽¹⁾	18,799		1,146										
FY 2023 Supplemental ⁽¹⁾			5,000										
Anticipated Transfers to DADLP ⁽²⁾	(26)												
Rescission	(9)		9										
Predisaster Mitigation ⁽³⁾	(1)	(11)	(6)			(508)							
Anticipated Transfers from O&S ⁽¹⁾			1										
Actual/Anticipated Transfers to USAID ⁽⁴⁾	(10)												
Anticipated Transfers to OIG ⁽¹⁾			(27)										
Transfer Hermit's Peak/Calf Canyon Fire Assistance Act ⁽⁵⁾	(2,500)												
Total Available	28,877	23,182	27,626	25,759	22,995	18,790	14,638	10,833	6,352	3,532	(1,289)	(5,476)	(11,620)
Major Declarations	27,882	22,155	26,676	24,841	22,114	17,953	13,866	10,091	5,641	2,904	(1,896)	(6,051)	(12,119)
Base	995	1,027	950	918	881	837	772	742	711	628	607	575	499
DRF Base Activities													
Emergencies													
Monthly Actual/Estimated Obligations	(35)	(3)	(8)	(7)	(7)	(7)	(7)	(7)	(7)	(7)	(7)	(7)	(109)
Fire Management													
Monthly Actual/Estimated Obligations	(6)	(15)	(2)	-	(24)	(19)	(6)	(5)	(52)	(2)	(3)	(34)	(168)
Surge													
Monthly Actual/Estimated Obligations	-	(1)	(5)	(6)	(6)	(7)	(7)	(7)	(7)	(7)	(7)	(7)	(67)
Disaster Support & Other Activities													
DRS Monthly Actual/Estimated Obligations	(30)	(70)	(22)	(41)	(24)	(49)	(27)	(29)	(35)	(23)	(33)	(47)	(430)
Other Monthly Actual/Estimated Obligations	-	(4)	(2)	(3)	(3)	(3)	(3)	(3)	(3)	(3)	(3)	(2)	(32)
Monthly Actual/Estimated Obligations	(30)	(74)	(24)	(44)	(27)	(52)	(30)	(32)	(38)	(26)	(36)	(49)	(462)
Total DRF Base Actual/Estimated Obligations	(71)	(93)	(39)	(57)	(64)	(85)	(50)	(51)	(104)	(42)	(53)	(97)	(806)
DRF DR Activities													
Average Monthly Major DR Activity (Non-Cat.)													
Monthly Actual/Estimated Obligations	(482)	(272)	(219)	(173)	(331)	(414)	(180)	(192)	(232)	(198)	(389)	(294)	(3,376)
Katrina Rita Wilma													
Initial FY 2023 Spend Plan Estimates	(1)	(7)	(14)	(1)	(58)	(3)	-	(34)	-	-	-	(6)	(124)
Monthly Actual/Estimated Obligations	(7)	(3)	(40)	(3)	(12)	(16)	(35)	-	(57)	-	-	(3)	(176)
Gustav													
Initial FY 2023 Spend Plan Estimates	-	-	(2)	-	(7)	(3)	-	-	(1)	-	-	(1)	(14)
Monthly Actual/Estimated Obligations	-	-	-	-	(7)	(4)	-	-	-	-	-	(3)	(14)
Ike													
Initial FY 2023 Spend Plan Estimates	-	(1)	(1)	-	-	-	-	-	-	-	-	-	(2)
Monthly Actual/Estimated Obligations	-	-	-	(2)	-	(1)	-	-	-	-	-	-	(3)
TN Floods													
Initial FY 2023 Spend Plan Estimates	-	-	-	-	-	-	-	-	-	-	-	(1)	(1)
Monthly Actual/Estimated Obligations	-	-	-	-	-	-	-	-	-	-	-	(1)	(1)
2011 Spring Tornadoes													
Initial FY 2023 Spend Plan Estimates	-	-	-	-	-	-	-	-	-	-	-	-	-
Monthly Actual/Estimated Obligations	-	-	-	-	-	-	-	-	-	-	-	-	-
Irene													
Initial FY 2023 Spend Plan Estimates	(1)	(1)	(2)	-	-	-	-	-	-	-	-	(2)	(6)
Monthly Actual/Estimated Obligations	(1)	(1)	(2)	(1)	-	-	-	-	-	-	-	(1)	(6)

APPENDIX B: DRF Funding Activity (Details)

**Disaster Relief Fund Monthly Obligations FY 2023
DRF Monthly Spend Plan (FY 2023)
(S in millions)
as of December 31, 2022**

	<u>Oct-22</u>	<u>Nov-22</u>	<u>Dec-22</u>	<u>Jan-23</u>	<u>Feb-23</u>	<u>Mar-23</u>	<u>Apr-23</u>	<u>May-23</u>	<u>Jun-23</u>	<u>Jul-23</u>	<u>Aug-23</u>	<u>Sep-23</u>	<u>Total</u>
Lee													
Initial FY 2023 Spend Plan Estimates	(4)	-	(1)	-	-	-	-	-	-	-	-	(2)	(7)
Monthly Actual/Estimated Obligations	(4)	(2)	(1)	-	-	-	-	-	-	-	-	(1)	(8)
Isaac													
Initial FY 2023 Spend Plan Estimates	-	(3)	-	-	-	-	-	-	-	-	-	-	(3)
Monthly Actual/Estimated Obligations	-	-	-	-	(3)	-	-	-	-	-	-	-	(3)
Sandy													
Initial FY 2023 Spend Plan Estimates	(54)	(15)	(9)	(37)	(12)	(10)	(3)	(9)	(2)	(54)	(20)	(65)	(290)
Monthly Actual/Estimated Obligations	(52)	(15)	(7)	(7)	(17)	(11)	(33)	(10)	(3)	(55)	(18)	(63)	(291)
2013 Colorado Flood													
Initial FY 2023 Spend Plan Estimates	-	-	-	-	-	-	(1)	(1)	(1)	-	-	-	(3)
Monthly Actual/Estimated Obligations	-	-	-	-	-	-	-	-	-	-	-	-	-
WV Floods 4273													
Initial FY 2023 Spend Plan Estimates	(1)	(6)	(29)	(1)	(2)	(3)	(2)	(2)	(1)	(1)	(1)	(1)	(50)
Monthly Actual/Estimated Obligations	(27)	(1)	(1)	(1)	(5)	(5)	(2)	(2)	(1)	(2)	(1)	(2)	(50)
LA Floods 4277													
Initial FY 2023 Spend Plan Estimates	-	(1)	(1)	(1)	-	(2)	-	-	-	-	(5)	(7)	(17)
Monthly Actual/Estimated Obligations	(1)	-	(1)	(2)	(1)	(5)	(1)	-	-	-	(5)	(2)	(18)
Matthew													
Initial FY 2023 Spend Plan Estimates	(4)	(9)	(4)	(1)	(6)	(1)	(18)	(1)	(3)	(67)	(1)	-	(115)
Monthly Actual/Estimated Obligations	(4)	(1)	(1)	(1)	(12)	(2)	(13)	(2)	(15)	(6)	(68)	(2)	(127)
CA Winter Storms													
Initial FY 2023 Spend Plan Estimates	-	(1)	(8)	(6)	(1)	(18)	(31)	-	(2)	-	-	(3)	(70)
Monthly Actual/Estimated Obligations	(1)	(2)	(1)	(6)	(3)	(4)	(31)	(18)	(2)	(3)	-	(1)	(72)
Harvey													
Initial FY 2023 Spend Plan Estimates	(44)	(10)	(20)	(4)	(15)	(7)	(55)	(3)	(13)	(14)	(17)	(5)	(207)
Monthly Actual/Estimated Obligations	(15)	(9)	(5)	(10)	(16)	(14)	(50)	(4)	(13)	(20)	(23)	(18)	(197)
Irma													
Initial FY 2023 Spend Plan Estimates	(10)	(5)	(6)	(10)	(8)	(15)	(10)	(16)	(11)	(8)	(9)	(18)	(126)
Monthly Actual/Estimated Obligations	(7)	(9)	(12)	(7)	(8)	(14)	(13)	(13)	(2)	(5)	(5)	(24)	(119)
Maria													
Initial FY 2023 Spend Plan Estimates	(154)	(447)	(489)	(303)	(357)	(241)	(148)	(1,276)	(510)	(2,072)	(230)	(1,065)	(7,292)
Monthly Actual/Estimated Obligations	(208)	(327)	(340)	(295)	(389)	(466)	(271)	(1,532)	(427)	(2,388)	(130)	(573)	(7,346)
CA Wildfires 2017													
Initial FY 2023 Spend Plan Estimates	-	(3)	(4)	(4)	(40)	(2)	-	-	(7)	(6)	-	(1)	(67)
Monthly Actual/Estimated Obligations	-	-	-	(1)	(39)	(12)	(2)	(1)	(7)	(6)	-	(1)	(69)
Florence													
Initial FY 2023 Spend Plan Estimates	(1)	(2)	(6)	(6)	(5)	(4)	-	(8)	(11)	-	-	-	(43)
Monthly Actual/Estimated Obligations	(3)	(1)	(1)	(15)	(6)	(3)	(2)	(8)	(3)	(2)	(1)	-	(45)
Michael													
Initial FY 2023 Spend Plan Estimates	(8)	(2)	(5)	(13)	(13)	(28)	(25)	(9)	(10)	(11)	(21)	(17)	(162)
Monthly Actual/Estimated Obligations	(7)	(5)	(4)	(8)	(5)	(34)	(24)	(14)	(10)	(12)	(17)	(22)	(162)
Yutu 4404													
Initial FY 2023 Spend Plan Estimates	(3)	(2)	(8)	(1)	(10)	(16)	-	(19)	(4)	-	-	(3)	(66)
Monthly Actual/Estimated Obligations	(1)	(5)	(4)	(1)	(10)	(14)	(5)	(17)	(4)	-	-	(5)	(66)
CA Wildfires 2018													
Initial FY 2023 Spend Plan Estimates	(32)	(3)	(14)	(4)	(253)	(1)	(1)	(1)	(53)	(1)	(1)	-	(364)
Monthly Actual/Estimated Obligations	(1)	(1)	(1)	(5)	(1)	(6)	(264)	(29)	(56)	(1)	-	-	(365)

APPENDIX B: DRF Funding Activity (Details)

**Disaster Relief Fund Monthly Obligations FY 2023
DRF Monthly Spend Plan (FY 2023)
(S in millions)
as of December 31, 2022**

	<u>Oct-22</u>	<u>Nov-22</u>	<u>Dec-22</u>	<u>Jan-23</u>	<u>Feb-23</u>	<u>Mar-23</u>	<u>Apr-23</u>	<u>May-23</u>	<u>Jun-23</u>	<u>Jul-23</u>	<u>Aug-23</u>	<u>Sep-23</u>	<u>Total</u>
Nebraska Winter Storm 2019													
Initial FY 2023 Spend Plan Estimates	(5)	(11)	(3)	(2)	(2)	(1)	(2)	-	-	-	-	-	(26)
Monthly Actual/Estimated Obligations	(4)	-	-	(3)	(3)	(1)	(2)	-	(1)	-	-	(6)	(20)
PR Earthquakes 4473													
Initial FY 2023 Spend Plan Estimates	(55)	(39)	(9)	(8)	(4)	(9)	(2)	(7)	(5)	(5)	(15)	(9)	(167)
Monthly Actual/Estimated Obligations	(64)	(4)	(3)	(1)	(31)	(40)	(2)	(2)	(2)	(3)	(3)	(11)	(166)
COVID-19													
Initial FY 2023 Spend Plan Estimates	(1,128)	(1,633)	(1,524)	(2,292)	(2,338)	(1,998)	(1,047)	(1,276)	(1,616)	(1,392)	(931)	(2,077)	(19,252)
Monthly Actual/Estimated Obligations	(1,649)	(897)	(933)	(919)	(2,308)	(2,816)	(2,430)	(2,373)	(1,597)	(1,634)	(2,334)	(4,189)	(24,079)
California Wildfires 2020													
Initial FY 2023 Spend Plan Estimates	(26)	(25)	(6)	(18)	(27)	(47)	(1)	(22)	(6)	-	-	(294)	(472)
Monthly Actual/Estimated Obligations	(6)	(2)	(7)	(32)	(22)	(42)	(53)	(9)	-	-	-	(299)	(472)
Laura													
Initial FY 2023 Spend Plan Estimates	(216)	(106)	(141)	(141)	(56)	(30)	(29)	(12)	(34)	(6)	(5)	(7)	(783)
Monthly Actual/Estimated Obligations	(267)	(116)	(76)	(121)	(60)	(56)	(45)	(13)	(42)	(12)	(6)	(5)	(819)
Oregon Wildfires 2020													
Initial FY 2023 Spend Plan Estimates	(7)	(32)	(66)	(63)	(4)	(6)	(9)	(4)	(29)	(12)	(4)	(5)	(241)
Monthly Actual/Estimated Obligations	(60)	(7)	(31)	(8)	(27)	(15)	(11)	(20)	(33)	(13)	(3)	(7)	(235)
Ida													
Initial FY 2023 Spend Plan Estimates	(282)	(200)	(133)	(131)	(69)	(91)	(348)	(135)	(356)	(111)	(129)	(176)	(2,161)
Monthly Actual/Estimated Obligations	(319)	(169)	(128)	(126)	(228)	(100)	(351)	(171)	(305)	(99)	(62)	(152)	(2,210)
Fiona													
Initial FY 2023 Spend Plan Estimates	(627)	(373)	(331)	(311)	(290)	(207)	(207)	(114)	(83)	(62)	(52)	(42)	(2,699)
Monthly Actual/Estimated Obligations	(627)	4	(68)	(721)	(52)	(96)	(44)	(30)	(67)	(477)	(1,260)	(551)	(3,989)
Ian													
Initial FY 2023 Spend Plan Estimates	(2,458)	(405)	(360)	(338)	(315)	(225)	(225)	(124)	(90)	(68)	(56)	(46)	(4,710)
Monthly Actual/Estimated Obligations	(2,458)	(19)	(143)	(477)	(276)	(115)	(130)	(209)	(78)	(84)	(50)	(52)	(4,091)
Actual/Estimated Major Declaration Obligations													
Total DR Actual/Estimated Obligations	(6,275)	(1,864)	(2,029)	(2,946)	(3,872)	(4,306)	(3,994)	(4,669)	(2,957)	(5,020)	(4,375)	(6,288)	(48,595)
FY 2023 Actual/Estimated Recoveries													
Monthly Recoveries	662	278	201	239	239	239	239	239	241	241	241	241	3,300
Major Declaration Actuals/Estimated	559	272	194	219	219	219	219	219	220	220	220	220	3,000
Base Actuals/Estimated	103	6	7	20	20	20	20	20	21	21	21	21	300
DRF Available at End of Month (Including Recoveries)	\$ 23,193	\$ 21,503	\$ 25,759	\$ 22,995	\$ 19,298	\$ 14,638	\$ 10,833	\$ 6,352	\$ 3,532	\$ (1,289)	\$ (5,476)	\$ (11,620)	

Notes:

- (1) Pursuant to P.L. 117-328, FY 2023 DHS Appropriations Act.
- (2) Pursuant to P.L. 116-260, the FY 2021 DHS Appropriations Act, and to P.L. 117-43, the Disaster Relief Supplemental Appropriations Act, 2022.
- (3) Pursuant to DRRR (P.L. 115-254). The potential COVID-19 BRIC set-aside is \$3.7 billion. Of that amount, FEMA has set aside \$2.8 billion with \$866 million remaining. Includes estimated 6% set-aside of \$508 million for Hurricanes Fiona and Ian that will be accrued in March 2023. See Appendix G for additional information regarding the BRIC program balance.
- (4) Actual/anticipated transfers to USAID for Compact Aid Agreement.
- (5) Pursuant to P.L. 117-180, FY 2023 Continuing Appropriations Act.

APPENDIX B: DRF Funding Activity (By Catastrophic Disaster)

Disaster Relief Fund Monthly Detailed Obligations FY 2023
(\$ in millions)

Event/DR	Cumulative Obligations Through FY 2022	October	November	December	January	February	March	April	May	June	July	August	September	FY 2023 Total
		Actual	Actual	Actual	Estimated	Estimated	Estimated	Estimated	Estimated	Estimated	Estimated	Estimated	Estimated	Total
Katrina Rita Wilma														
1602-FL	(233)	\$ -	\$ -	\$ -	\$ -	\$ -	\$ -	\$ -	\$ -	\$ -	\$ -	\$ -	\$ -	-
1603-LA	(32,870)	(7)	(3)	(40)	(3)	(10)	(13)	(35)	-	-	(57)	-	(2)	(170)
1604-MS	(10,111)	-	-	-	-	-	(2)	-	-	-	-	-	(1)	(3)
1605-AL	(1,039)	-	-	-	-	-	-	-	-	-	-	-	-	-
1606-TX	(1,877)	-	-	-	-	-	-	-	-	-	-	-	-	-
1607-LA	(1,919)	-	-	-	-	-	(1)	-	-	-	-	-	-	(1)
1609-FL	(2,567)	-	-	-	-	(2)	-	-	-	-	-	-	-	(2)
	(50,616)	(7)	(3)	(40)	(3)	(12)	(16)	(35)	-	(57)	-	-	(3)	(176)
Gustav														
1786-LA	(1,697)	-	-	-	-	(7)	(4)	-	-	-	-	-	(3)	(14)
1789-AL	(10)	-	-	-	-	-	-	-	-	-	-	-	-	-
1793-AR	(6)	-	-	-	-	-	-	-	-	-	-	-	-	-
1794-MS	(40)	-	-	-	-	-	-	-	-	-	-	-	-	-
1806-FL	(6)	-	-	-	-	-	-	-	-	-	-	-	-	-
	(1,759)	-	-	-	-	(7)	(4)	-	-	-	-	-	(3)	(14)
Ike														
1791-TX	(4,379)	-	-	-	(2)	-	-	-	-	-	-	-	-	(2)
1792-LA	(372)	-	-	-	-	-	(1)	-	-	-	-	-	-	(1)
1797-AL	(8)	-	-	-	-	-	-	-	-	-	-	-	-	-
1802-KY	(24)	-	-	-	-	-	-	-	-	-	-	-	-	-
1804-AR	(3)	-	-	-	-	-	-	-	-	-	-	-	-	-
1805-OH	(56)	-	-	-	-	-	-	-	-	-	-	-	-	-
	(4,842)	-	-	-	(2)	-	(1)	-	-	-	-	-	-	(3)
TN Floods														
1909-TN	(559)	-	-	-	-	-	-	-	-	-	-	-	(1)	(1)
	(559)	-	-	-	-	-	-	-	-	-	-	-	(1)	(1)
2011 Spring Tornadoes														
1971-AL	(699)	-	-	-	-	-	-	-	-	-	-	-	-	-
1972-MS	(67)	-	-	-	-	-	-	-	-	-	-	-	-	-
1973-GA	(44)	-	-	-	-	-	-	-	-	-	-	-	-	-
1974-TN	(90)	-	-	-	-	-	-	-	-	-	-	-	-	-
1975-AR	(104)	-	-	-	-	-	-	-	-	-	-	-	-	-
1976-KY	(58)	-	-	-	-	-	-	-	-	-	-	-	-	-
1980-MO	(510)	-	-	-	-	-	-	-	-	-	-	-	-	-
	(1,572)	-	-	-	-	-	-	-	-	-	-	-	-	-
Irene														
4017-PR	(142)	-	-	-	-	-	-	-	-	-	-	-	-	-
4019-NC	(189)	-	-	-	-	-	-	-	-	-	-	-	-	-
4020-NY	(899)	-	(1)	-	-	-	-	-	-	-	-	-	-	(1)
4021-NJ	(398)	-	-	(1)	(1)	-	-	-	-	-	-	-	-	(2)
4022-VT	(338)	(1)	-	(1)	-	-	-	-	-	-	-	-	-	(2)
4023-CT	(75)	-	-	-	-	-	-	-	-	-	-	-	-	-
4024-VA	(73)	-	-	-	-	-	-	-	-	-	-	-	-	-
4025-PA	(99)	-	-	-	-	-	-	-	-	-	-	-	-	-
4026-NH	(27)	-	-	-	-	-	-	-	-	-	-	-	-	-
4027-RI	(11)	-	-	-	-	-	-	-	-	-	-	-	-	-
4028-MA	(53)	-	-	-	-	-	-	-	-	-	-	-	(1)	(1)
4032-ME	(3)	-	-	-	-	-	-	-	-	-	-	-	-	-
4034-MD	(25)	-	-	-	-	-	-	-	-	-	-	-	-	-
4036-DC	(4)	-	-	-	-	-	-	-	-	-	-	-	-	-
4037-DE	(3)	-	-	-	-	-	-	-	-	-	-	-	-	-
	(2,339)	(1)	(1)	(2)	(1)	-	-	-	-	-	-	-	(1)	(6)
Lee														
4030-PA	(375)	-	-	-	-	-	-	-	-	-	-	-	-	-
4031-NY	(425)	(4)	(2)	(1)	-	-	-	-	-	-	-	-	(1)	(8)
4038-MD	(15)	-	-	-	-	-	-	-	-	-	-	-	-	-
4039-NJ	(6)	-	-	-	-	-	-	-	-	-	-	-	-	-
4041-LA	(7)	-	-	-	-	-	-	-	-	-	-	-	-	-
4045-VA	(7)	-	-	-	-	-	-	-	-	-	-	-	-	-
	(835)	(4)	(2)	(1)	-	-	-	-	-	-	-	-	(1)	(8)

Disaster Relief Fund Monthly Detailed Obligations FY 2023

(\$ in millions)

Event/DR	Cumulative Obligations Through FY 2022	October	November	December	January	February	March	April	May	June	July	August	September	FY 2023 Total
		Actual	Actual	Actual	Estimated	Estimated	Estimated	Estimated	Estimated	Estimated	Estimated	Estimated	Estimated	
Isaac														
4080-LA	(701)	-	-	-	-	(3)	-	-	-	-	-	-	-	(3)
4081-MS	(91)	-	-	-	-	-	-	-	-	-	-	-	-	-
4082-AL	(10)	-	-	-	-	-	-	-	-	-	-	-	-	-
4084-FL	(29)	-	-	-	-	-	-	-	-	-	-	-	-	-
	(831)	-	-	-	-	(3)	-	-	-	-	-	-	-	(3)
Sandy														
4085-NY	(18,456)	(1)	(11)	(5)	(6)	(13)	(11)	(33)	(7)	(2)	(53)	(4)	(45)	(191)
4086-NJ	(3,410)	(51)	(4)	(2)	(1)	(4)	-	-	(3)	(1)	(2)	(14)	(18)	(100)
4087-CT	(123)	-	-	-	-	-	-	-	-	-	-	-	-	-
4089-RI	(19)	-	-	-	-	-	-	-	-	-	-	-	-	-
4090-DE	(8)	-	-	-	-	-	-	-	-	-	-	-	-	-
4091-MD	(48)	-	-	-	-	-	-	-	-	-	-	-	-	-
4092-VA	(14)	-	-	-	-	-	-	-	-	-	-	-	-	-
4093-WV	(23)	-	-	-	-	-	-	-	-	-	-	-	-	-
4095-NH	(3)	-	-	-	-	-	-	-	-	-	-	-	-	-
4096-DC	(3)	-	-	-	-	-	-	-	-	-	-	-	-	-
4097-MA	(18)	-	-	-	-	-	-	-	-	-	-	-	-	-
4098-OH	(24)	-	-	-	-	-	-	-	-	-	-	-	-	-
4099-PA	(17)	-	-	-	-	-	-	-	-	-	-	-	-	-
	(22,166)	(52)	(15)	(7)	(7)	(17)	(11)	(33)	(10)	(3)	(55)	(18)	(63)	(291)
2013 Colorado Flood														
4145-CO	(655)	-	-	-	-	-	-	-	-	-	-	-	-	-
	(655)	-	-	-	-	-	-	-	-	-	-	-	-	-
WV Floods 4273														
4273-WV	(587)	(27)	(1)	(1)	(1)	(5)	(5)	(2)	(2)	(1)	(2)	(1)	(2)	(50)
	(587)	(27)	(1)	(1)	(1)	(5)	(5)	(2)	(2)	(1)	(2)	(1)	(2)	(50)
LA Floods 4277														
4277-LA	(2,732)	(1)	-	(1)	(2)	(1)	(5)	(1)	-	-	-	(5)	(2)	(18)
	(2,732)	(1)	-	(1)	(2)	(1)	(5)	(1)	-	-	-	(5)	(2)	(18)
Matthew														
4283-FL	(503)	(3)	-	(1)	(1)	(1)	(1)	(10)	(1)	(13)	(1)	(3)	-	(35)
4284-GA	(147)	-	-	-	-	(5)	-	(3)	-	(1)	-	-	-	(9)
4285-NC	(675)	(1)	(1)	-	-	(1)	(1)	-	(1)	(1)	(5)	(65)	(2)	(78)
4286-SC	(398)	-	-	-	-	(5)	-	-	-	-	-	-	-	(5)
4291-VA	(41)	-	-	-	-	-	-	-	-	-	-	-	-	-
	(1,764)	(4)	(1)	(1)	(1)	(12)	(2)	(13)	(2)	(15)	(6)	(68)	(2)	(127)
CA Winter Storms														
4308-CA	(875)	(1)	(2)	(1)	(6)	(3)	(4)	(31)	(18)	(2)	(3)	-	(1)	(72)
	(875)	(1)	(2)	(1)	(6)	(3)	(4)	(31)	(18)	(2)	(3)	-	(1)	(72)
Harvey														
4332-TX	(7,998)	(15)	(9)	(5)	(10)	(16)	(14)	(50)	(4)	(13)	(20)	(23)	(18)	(197)
4345-LA	(13)	-	-	-	-	-	-	-	-	-	-	-	-	-
	(8,011)	(15)	(9)	(5)	(10)	(16)	(14)	(50)	(4)	(13)	(20)	(23)	(18)	(197)
Irma														
4335-VI	(334)	(1)	-	-	(1)	-	-	-	-	-	-	-	-	(2)
4336-PR	(80)	-	-	-	-	(1)	(1)	-	-	-	-	-	-	(2)
4337-FL	(5,131)	(6)	(9)	(12)	(6)	(7)	(8)	(10)	(13)	(2)	(2)	(4)	(22)	(101)
4338-GA	(201)	-	-	-	-	-	(5)	(3)	-	-	(3)	(1)	(2)	(14)
4341-FL	(3)	-	-	-	-	-	-	-	-	-	-	-	-	-
4346-SC	(46)	-	-	-	-	-	-	-	-	-	-	-	-	-
	(5,795)	(7)	(9)	(12)	(7)	(8)	(14)	(13)	(13)	(2)	(5)	(5)	(24)	(119)
Maria														
4339-PR	(38,338)	(190)	(242)	(318)	(268)	(315)	(239)	(143)	(316)	(50)	(51)	(34)	(123)	(2,289)
4340-VI	(5,303)	(18)	(85)	(22)	(27)	(74)	(227)	(128)	(1,216)	(377)	(2,337)	(96)	(450)	(5,057)
	(43,641)	(208)	(327)	(340)	(295)	(389)	(466)	(271)	(1,532)	(427)	(2,388)	(130)	(573)	(7,346)
CA Wildfires 2017														
4344-CA	(1,419)	-	-	-	(1)	(39)	(12)	(2)	(1)	(7)	(6)	-	(1)	(69)
	(1,419)	-	-	-	(1)	(39)	(12)	(2)	(1)	(7)	(6)	-	(1)	(69)

Disaster Relief Fund Monthly Detailed Obligations FY 2023

(\$ in millions)

Event/DR	Cumulative Obligations Through FY 2022	October	November	December	January	February	March	April	May	June	July	August	September	FY 2023 Total
		Actual	Actual	Actual	Estimated	Estimated	Estimated	Estimated	Estimated	Estimated	Estimated	Estimated	Estimated	
Florence														
4393-NC	(1,496)	(3)	(1)	-	(15)	(3)	(3)	(2)	(8)	(3)	(2)	(1)	-	(41)
4394-SC	(248)	-	-	-	-	(2)	-	-	-	-	-	-	-	(2)
4401-VA	(46)	-	-	(1)	-	(1)	-	-	-	-	-	-	-	(2)
	(1,790)	(3)	(1)	(1)	(15)	(6)	(3)	(2)	(8)	(3)	(2)	(1)	-	(45)
Michael														
4399-FL	(3,000)	(7)	(5)	(4)	(5)	(4)	(10)	(16)	(11)	(5)	(12)	(1)	(22)	(102)
4400-GA	(329)	-	-	-	(1)	(1)	(24)	(5)	(1)	(5)	-	(16)	-	(53)
4406-AL	(19)	-	-	-	(1)	-	-	-	-	-	-	-	-	(1)
4411-VA	(42)	-	-	-	(1)	-	-	(2)	(2)	-	-	-	-	(5)
4412-NC	(29)	-	-	-	-	-	-	(1)	-	-	-	-	-	(1)
	(3,419)	(7)	(5)	(4)	(8)	(5)	(34)	(24)	(14)	(10)	(12)	(17)	(22)	(162)
Nebraska Winter Storm 2019														
4420-NB	(698)	(4)	-	-	(3)	(3)	(1)	(2)	-	(1)	-	-	(6)	(20)
	(698)	(4)	-	-	(3)	(3)	(1)	(2)	-	(1)	-	-	(6)	(20)
Yutu														
4404-NMI	(853)	(1)	(5)	(4)	(1)	(10)	(14)	(5)	(17)	(4)	-	-	(5)	(66)
	(853)	(1)	(5)	(4)	(1)	(10)	(14)	(5)	(17)	(4)	-	-	(5)	(66)
CA Wildfires 2018														
4407-CA	(1,845)	(1)	(1)	(1)	(5)	(1)	(6)	(264)	(29)	(56)	(1)	-	-	(365)
	(1,845)	(1)	(1)	(1)	(5)	(1)	(6)	(264)	(29)	(56)	(1)	-	-	(365)
PR Earthquakes 4473														
4473-PR	(1,051)	(64)	(4)	(3)	(1)	(31)	(40)	(2)	(2)	(2)	(3)	(3)	(11)	(166)
	(1,051)	(64)	(4)	(3)	(1)	(31)	(40)	(2)	(2)	(2)	(3)	(3)	(11)	(166)
COVID-19														
4480-NY	(15,571)	(169)	(95)	(173)	(222)	(534)	(82)	(934)	(363)	(41)	(224)	(1,292)	(3,030)	(7,159)
4481-WA	(1,983)	(175)	(7)	(101)	(31)	(77)	(45)	(33)	(28)	(51)	(3)	(9)	(36)	(596)
4482-CA	(13,712)	(179)	(53)	(271)	(221)	(585)	(556)	(248)	(520)	(289)	(55)	(10)	(74)	(3,061)
4483-IA	(499)	(4)	(3)	(4)	(15)	(28)	(34)	-	-	-	-	-	(4)	(92)
4484-LA	(3,114)	(11)	(75)	(15)	(11)	(1)	(5)	(21)	(1)	(33)	-	(76)	(1)	(250)
4485-TX	(18,648)	(118)	(12)	(14)	(16)	(29)	(70)	(13)	(3)	(2)	(2)	(2)	(91)	(372)
4486-FL	(4,442)	(18)	(3)	(15)	(11)	(29)	(121)	(22)	(50)	(20)	(28)	(94)	(13)	(424)
4487-NC	(2,112)	(5)	(3)	(15)	(8)	(120)	(110)	(61)	(39)	(10)	(8)	(1)	(12)	(392)
4488-NJ	(4,016)	(124)	(121)	(15)	(40)	(90)	(91)	(145)	(91)	(28)	(5)	(57)	(44)	(851)
4489-IL	(2,933)	(11)	(7)	(2)	(5)	(49)	(81)	(56)	(114)	(125)	(73)	(39)	(62)	(624)
4490-MO	(1,063)	(13)	(62)	(8)	(13)	(63)	-	(14)	(30)	(1)	(1)	(1)	(19)	(225)
4491-MD	(2,280)	(82)	(23)	(10)	(8)	(9)	(69)	(10)	(90)	(8)	(78)	(24)	(3)	(414)
4492-SC	(936)	(57)	(2)	-	-	(36)	(103)	(19)	(2)	-	-	-	-	(219)
4493-PR	(818)	-	-	(1)	(1)	(2)	(17)	(2)	(38)	-	-	-	-	(61)
4494-MI	(2,715)	(51)	(71)	(7)	(2)	(2)	(119)	(62)	(55)	(48)	(195)	(15)	(75)	(702)
4495-GU	(159)	(10)	-	-	(1)	(3)	-	(1)	-	(2)	(1)	-	(3)	(21)
4496-MA	(2,845)	(99)	(65)	(66)	(51)	(71)	(544)	(183)	(312)	(188)	(305)	(251)	(42)	(2,177)
4497-KY	(453)	(4)	-	-	-	(3)	(9)	(2)	(2)	(2)	(1)	(1)	(55)	(79)
4498-CO	(2,311)	(70)	(3)	(2)	(4)	(5)	(3)	(81)	(2)	(91)	(9)	(26)	(4)	(300)
4499-OR	(1,219)	(61)	(13)	(20)	(26)	(127)	(81)	(4)	(3)	(203)	(4)	(12)	(28)	(582)
4500-CT	(984)	(116)	(5)	(3)	(2)	(80)	(5)	(7)	(23)	(7)	(49)	(6)	(77)	(380)
4501-GA	(1,681)	(3)	(2)	(1)	(3)	(3)	(10)	(3)	(16)	(9)	(17)	(3)	(17)	(85)
4502-DC	(908)	(23)	(10)	(15)	(13)	(7)	(38)	(28)	(12)	(15)	(1)	(9)	(17)	(188)
4503-AL	(434)	(3)	-	-	(30)	(3)	(25)	(10)	(1)	(1)	(1)	(1)	(12)	(87)
4504-KS	(497)	(2)	(3)	(2)	(2)	(22)	(25)	(2)	(2)	(35)	-	(7)	(8)	(110)
4505-RI	(865)	(2)	(4)	(34)	(1)	(6)	(4)	(17)	(38)	(88)	(127)	(11)	(33)	(365)
4506-PA	(3,080)	(13)	(53)	(21)	(40)	(43)	(50)	(27)	(22)	(35)	(28)	(25)	(22)	(379)
4507-OH	(1,904)	(12)	(3)	(8)	(9)	(29)	(232)	(57)	(140)	(7)	(119)	(142)	(189)	(947)
4508-MT	(152)	(1)	-	(5)	-	-	(5)	(1)	(1)	(2)	(2)	(1)	-	(18)
4509-ND	(234)	-	(1)	(2)	-	(3)	-	-	(15)	(10)	-	(5)	-	(36)
4510-HI	(754)	(2)	-	(1)	(3)	(2)	-	-	-	(1)	(1)	-	-	(10)
4511-MP	(74)	-	-	(2)	-	(1)	(2)	-	-	-	-	-	-	(5)
4512-VA	(1,481)	(38)	(41)	(14)	(4)	(33)	(1)	(8)	(3)	(5)	(13)	(12)	(3)	(175)
4513-VI	(147)	-	-	-	-	(18)	(9)	-	(5)	-	-	-	-	(32)
4514-TN	(916)	(5)	(12)	(22)	(6)	(2)	(20)	(19)	(10)	(9)	(11)	(80)	(14)	(210)
4515-IN	(819)	(4)	(8)	(7)	(1)	(13)	(10)	(37)	(141)	(3)	(6)	(8)	(48)	(286)
4516-NH	(341)	(10)	(10)	-	(3)	(18)	(4)	(54)	(1)	(13)	(25)	(5)	-	(143)
4517-WV	(356)	(9)	(35)	(2)	(3)	(1)	(6)	(2)	(2)	(1)	-	(1)	-	(62)
4518-AR	(295)	(7)	(1)	(5)	(1)	(2)	(17)	-	-	-	(1)	(1)	-	(35)

Disaster Relief Fund Monthly Detailed Obligations FY 2023

(\$ in millions)

Event/DR	Cumulative Obligations Through FY 2022	October	November	December	January	February	March	April	May	June	July	August	September	FY 2023 Total
		Actual	Actual	Actual	Estimated	Estimated	Estimated	Estimated	Estimated	Estimated	Estimated	Estimated	Estimated	
4520-WI	(1,090)	(4)	-	(2)	(17)	(6)	(76)	(71)	(83)	(59)	(83)	(34)	(36)	(471)
4521-NE	(386)	(9)	(2)	(6)	(3)	(2)	(9)	-	-	-	(1)	-	(4)	(36)
4522-ME	(341)	(9)	(6)	(13)	(2)	(4)	(10)	(3)	(16)	(9)	(5)	(10)	(16)	(103)
4523-NV	(728)	(13)	(1)	-	(14)	(2)	(1)	-	-	(4)	(1)	(10)	(15)	(61)
4524-AZ	(1,441)	(1)	-	-	(54)	(38)	(25)	(34)	(36)	(9)	-	(1)	(5)	(203)
4525-UT	(479)	(15)	(18)	(1)	(3)	-	(2)	(2)	(10)	(1)	-	(19)	-	(71)
4526-DE	(329)	(4)	(4)	(5)	-	-	-	(3)	(1)	-	-	(1)	(23)	(41)
4527-SD	(35)	-	-	-	(1)	(1)	(3)	(2)	-	(4)	-	-	(1)	(12)
4528-MS	(733)	(12)	(14)	(11)	(1)	(9)	(1)	(1)	(6)	(2)	(2)	(5)	(5)	(69)
4529-NM	(530)	(20)	(7)	(2)	-	(24)	(11)	(2)	(1)	-	-	-	(1)	(68)
4530-OK	(413)	(2)	(1)	(1)	(1)	(15)	(1)	(7)	-	-	-	-	-	(28)
4531-MN	(1,050)	(14)	(6)	(5)	(5)	(16)	(16)	(53)	(24)	(1)	(68)	(7)	(15)	(230)
4532-VT	(503)	(19)	(16)	(1)	-	(10)	(1)	(9)	(1)	(13)	(50)	-	(7)	(127)
4533-AK	(181)	(13)	(14)	(1)	(10)	(26)	(51)	(61)	(20)	(108)	(30)	(18)	(14)	(366)
4534-ID	(309)	(2)	-	-	(1)	(4)	-	(1)	-	(2)	(1)	(2)	(11)	(24)
4535-WY	(98)	(1)	-	-	-	(1)	(6)	-	-	(2)	-	-	-	(10)
4537-AS	(16)	-	-	(2)	-	(1)	-	-	-	-	-	-	-	(3)
4545-FL	-	-	(2)	-	-	-	-	-	-	-	-	-	-	(2)
4582-AZ	(21)	-	-	-	-	-	-	-	-	-	-	-	-	-
4591-TR	(2)	-	-	-	-	-	-	-	-	-	-	-	-	-
TOTAL	(106,436)	(1,649)	(897)	(933)	(919)	(2,308)	(2,816)	(2,430)	(2,373)	(1,597)	(1,634)	(2,334)	(4,189)	(24,079)
California Wildfires 2020														
4558-CA	(551)	(6)	(2)	(7)	(32)	(22)	(42)	(53)	(9)	-	-	-	(299)	(472)
TOTAL	(551)	(6)	(2)	(7)	(32)	(22)	(42)	(53)	(9)	-	-	-	(299)	(472)
Laura														
4559-LA	(2,465)	(266)	(116)	(76)	(116)	(54)	(51)	(44)	(13)	(42)	(12)	(6)	(5)	(801)
4572-TX	(65)	(1)	-	-	(5)	(6)	(5)	(1)	-	-	-	-	-	(18)
TOTAL	(2,530)	(267)	(116)	(76)	(121)	(60)	(56)	(45)	(13)	(42)	(12)	(6)	(5)	(819)
Oregon Wildfires 2020														
4562-OR	(644)	(60)	(7)	(31)	(8)	(27)	(15)	(11)	(20)	(33)	(13)	(3)	(7)	(235)
TOTAL	(644)	(60)	(7)	(31)	(8)	(27)	(15)	(11)	(20)	(33)	(13)	(3)	(7)	(235)
Ida														
4611-LA	(4,327)	(286)	(135)	(92)	(93)	(183)	(51)	(285)	(115)	(178)	(18)	(9)	(36)	(1,481)
4614-NJ	(456)	(20)	(21)	(15)	(19)	(16)	(15)	(17)	(25)	(72)	(33)	(37)	(64)	(354)
4615-NY	(354)	(7)	(5)	(13)	(9)	(20)	(27)	(40)	(18)	(51)	(42)	(9)	(43)	(284)
4618-PA	(211)	(5)	(6)	(7)	(5)	(5)	(5)	(7)	(7)	(3)	(5)	(6)	(8)	(69)
4626-MS	(45)	-	(2)	(1)	-	-	-	-	(1)	-	-	-	-	(4)
4627-DE	1	-	-	-	-	(2)	-	-	(1)	-	(1)	-	(1)	(5)
4629-CT	(17)	(1)	-	-	-	(2)	(2)	(2)	(4)	(1)	-	(1)	-	(13)
TOTAL	(5,409)	(319)	(169)	(128)	(126)	(228)	(100)	(351)	(171)	(305)	(99)	(62)	(152)	(2,210)
Fiona														
4671-PR	(253)	(627)	4	(68)	(721)	(52)	(96)	(44)	(30)	(67)	(477)	(1,260)	(551)	(3,989)
TOTAL	(253)	(627)	4	(68)	(721)	(52)	(96)	(44)	(30)	(67)	(477)	(1,260)	(551)	(3,989)
Ian														
4673-FL	(95)	(2,458)	(17)	(139)	(476)	(275)	(114)	(129)	(208)	(77)	(83)	(48)	(51)	(4,075)
4675-TR	-	-	(1)	-	-	-	-	-	-	-	-	-	-	(1)
4677-SC	-	-	(1)	(4)	(1)	(1)	(1)	(1)	(1)	(1)	(1)	(2)	(1)	(15)
TOTAL	(95)	(2,458)	(19)	(143)	(477)	(276)	(115)	(130)	(209)	(78)	(84)	(50)	(52)	(4,091)
TOTAL	\$ (276,572)	\$ (5,793)	\$ (1,592)	\$ (1,810)	\$ (2,773)	\$ (3,541)	\$ (3,892)	\$ (3,814)	\$ (4,477)	\$ (2,725)	\$ (4,822)	\$ (3,986)	\$ (5,994)	\$ (45,219)

**APPENDIX C: Hurricanes Sandy, Harvey, Irma, and Maria, COVID-19 and Disasters Declared Since August 1, 2017
(Actuals/Estimated Obligations by Program)**

Hurricanes Sandy, Harvey, Irma and Maria, COVID-19, and Disasters Declared Since August 1, 2017
FY 2023 Actuals/Estimated
as of December 31, 2022
(\$ in millions)

	Cumulative Obligations Through FY 2022 ⁽¹⁾	Actual 1st Qtr	Estimated 2nd Qtr	Estimated 3rd Qtr	Estimated 4th Qtr	FY 2023 Totals	Totals Through FY 2023
SANDY							
Public Assistance	\$ 16,982	\$ 64	\$ 32	\$ 35	\$ 82	\$ 213	\$ 17,195
Individual Assistance	1,601	-	-	-	-	-	1,601
Mitigation	1,666	-	-	1	51	52	1,718
Operations	318	-	-	-	-	-	318
Administrative	1,599	10	3	10	3	26	1,625
Total	\$ 22,166	\$ 74	\$ 35	\$ 46	\$ 136	\$ 291	\$ 22,457

	Cumulative Obligations Through FY 2022 ⁽¹⁾	Actual 1st Qtr	Estimated 2nd Qtr	Estimated 3rd Qtr	Estimated 4th Qtr	FY 2023 Totals	Totals Through FY 2023
HARVEY							
Public Assistance	\$ 2,821	\$ 18	\$ 15	\$ 7	\$ 22	\$ 62	\$ 2,883
Individual Assistance	2,883	-	-	-	-	-	2,883
Mitigation	336	6	19	52	32	109	445
Operations	184	(3)	-	-	-	(3)	181
Administrative	1,787	8	6	8	7	29	1,816
Total	\$ 8,011	\$ 29	\$ 40	\$ 67	\$ 61	\$ 197	\$ 8,208

	Cumulative Obligations Through FY 2022 ⁽¹⁾	Actual 1st Qtr	Estimated 2nd Qtr	Estimated 3rd Qtr	Estimated 4th Qtr	FY 2023 Totals	Totals Through FY 2023
IRMA							
Public Assistance	\$ 2,689	\$ 9	\$ 4	\$ 20	\$ 16	\$ 49	\$ 2,738
Individual Assistance	1,311	-	-	-	-	-	1,311
Mitigation	361	17	19	6	12	54	415
Operations	250	-	-	-	-	-	250
Administrative	1,184	2	6	2	6	16	1,200
Total	\$ 5,795	\$ 28	\$ 29	\$ 28	\$ 34	\$ 119	\$ 5,914

	Cumulative Obligations Through FY 2022 ⁽¹⁾	Actual 1st Qtr	Estimated 2nd Qtr	Estimated 3rd Qtr	Estimated 4th Qtr	FY 2023 Totals	Totals Through FY 2023
MARIA							
Public Assistance	\$ 32,569	\$ 819	\$ 1,030	\$ 2,154	\$ 3,025	\$ 7,028	\$ 39,597
Individual Assistance	2,441	-	-	-	-	-	2,441
Mitigation	309	21	55	37	28	141	450
Operations	4,336	-	-	-	-	-	4,336
Administrative	3,986	35	65	39	38	177	4,163
Total	\$ 43,641	\$ 875	\$ 1,150	\$ 2,230	\$ 3,091	\$ 7,346	\$ 50,987

	Cumulative Obligations Through FY 2022 ⁽¹⁾	Actual 1st Qtr	Estimated 2nd Qtr	Estimated 3rd Qtr	Estimated 4th Qtr	FY 2023 Totals	Totals Through FY 2023
COVID-19							
Public Assistance	\$ 56,456	\$ 3,288	\$ 5,727	\$ 6,011	\$ 7,871	\$ 22,897	\$ 79,353
Individual Assistance	41,203	73	106	74	77	330	41,533
Mitigation	62	66	143	280	175	664	726
Operations	7,624	5	-	-	-	5	7,629
Administrative	1,091	47	67	35	34	183	1,274
Total	\$ 106,436	\$ 3,479	\$ 6,043	\$ 6,400	\$ 8,157	\$ 24,079	\$ 130,515

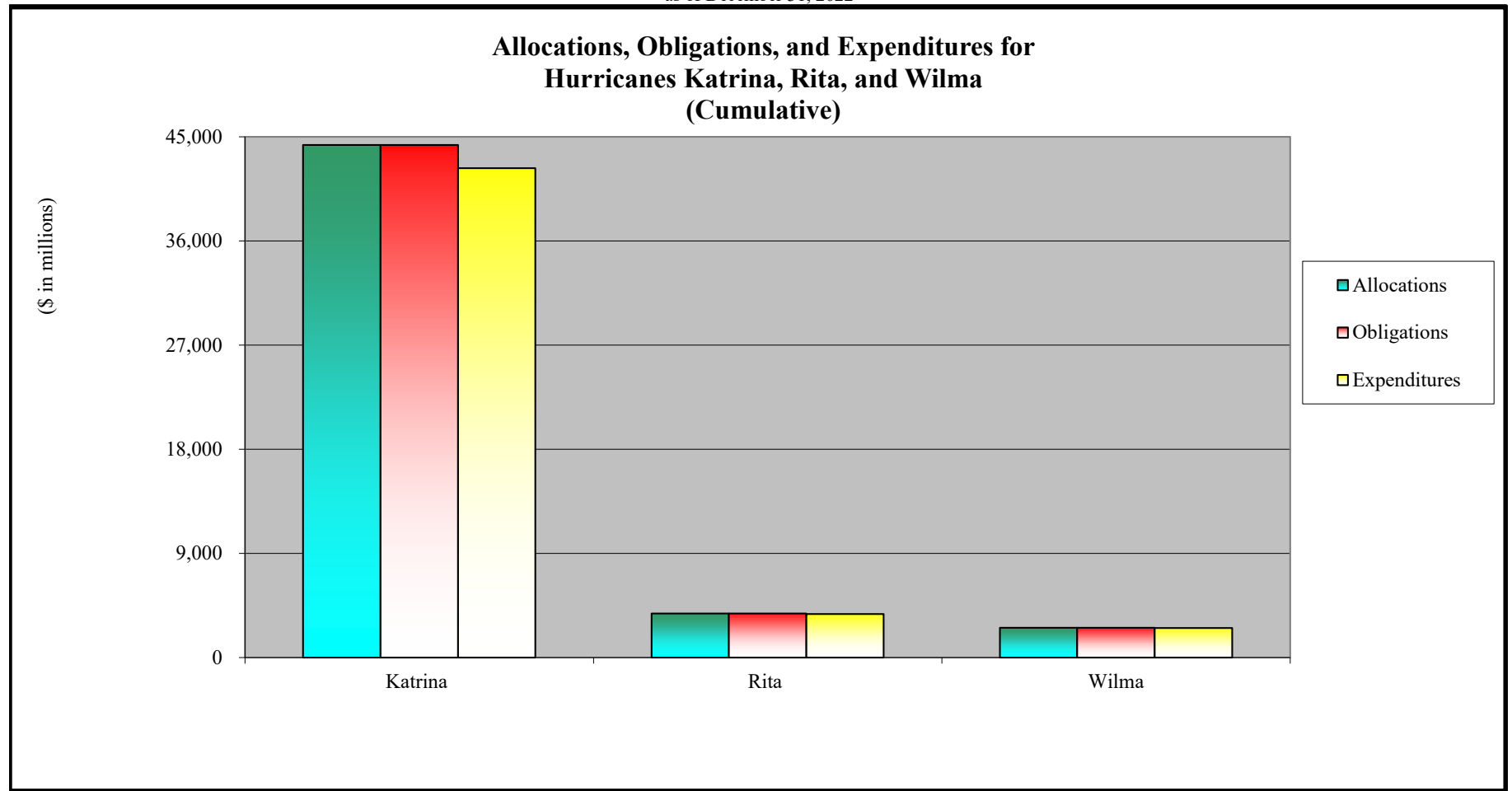
	Cumulative Obligations Through FY 2022 ⁽¹⁾	Actual 1st Qtr	Estimated 2nd Qtr	Estimated 3rd Qtr	Estimated 4th Qtr	FY 2023 Totals	Totals Through FY 2023
Disasters Declared Since 8/1/2017 ⁽²⁾							
Public Assistance	\$ 110,547	\$ 6,514	\$ 6,767	\$ 9,955	\$ 13,111	\$ 36,347	\$ 146,894
Individual Assistance	51,514	1,851	257	307	261	2,676	54,190
Mitigation	2,037	198	550	688	419	1,855	3,892
Operations	13,311	223	6	6	1,337.00	1,572	14,883
Administrative	12,499	1,189	368	393	310	2,260	14,759
Total	\$ 189,908	\$ 9,975	\$ 7,948	\$ 11,349	\$ 15,438	\$ 44,710	\$ 234,618

(1) Adjusted for recoveries that occur in FY 2023 against prior-year obligations.

(2) Per section 1224 of DRRRA (P.L. 115-254).

APPENDIX D: ALLOCATIONS, OBLIGATIONS, AND EXPENDITURES

as of December 31, 2022

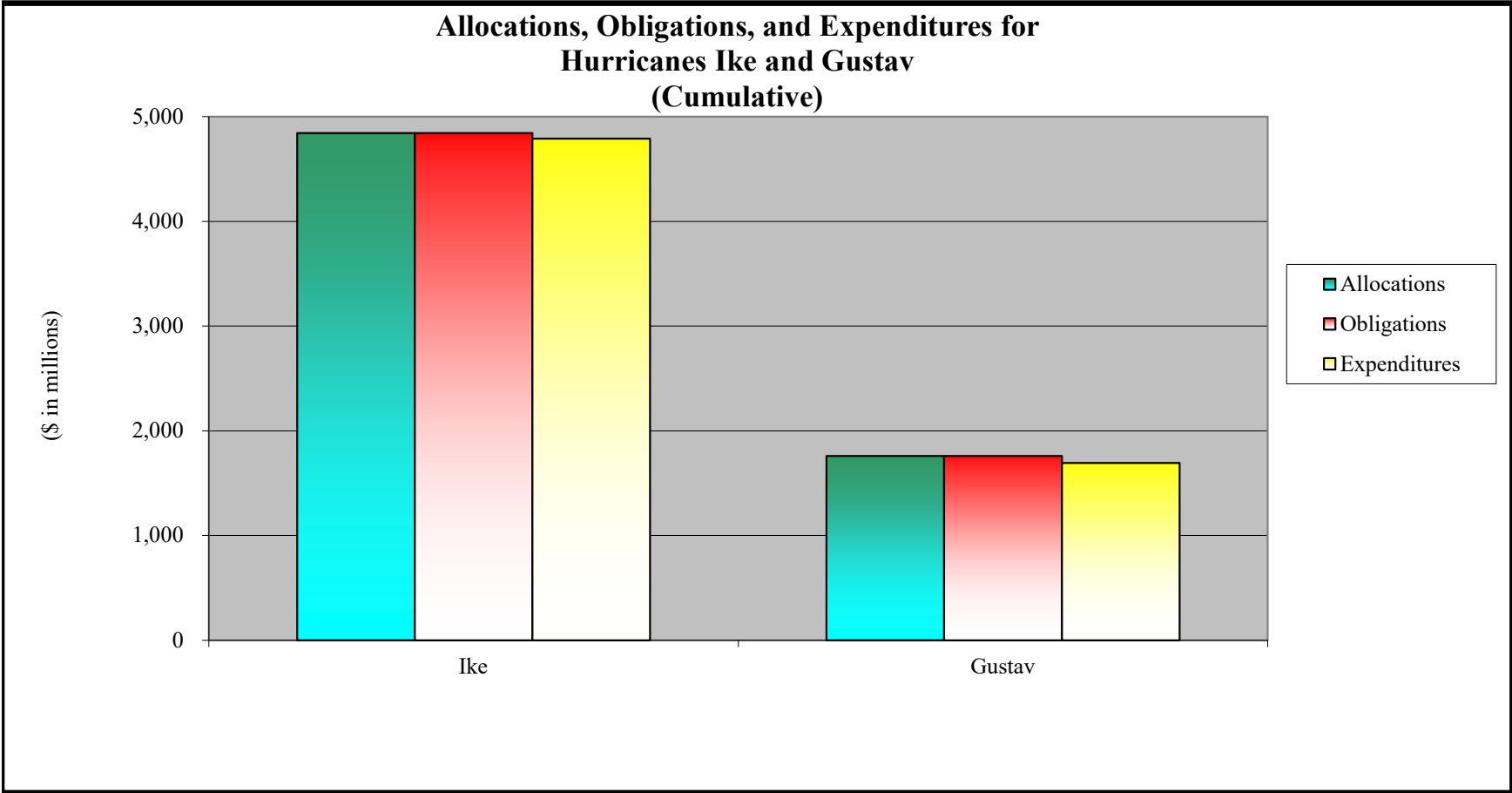


	Katrina		Rita		Wilma		Total	
Allocations	\$	44,301	\$	3,797	\$	2,568	\$	50,666
Obligations		44,301		3,797		2,568		50,666
Expenditures	\$	42,282	\$	3,757	\$	2,563	\$	48,602

Source of financial information is IFMIS.
Total obligations include prior-year deobligations.

APPENDIX D: ALLOCATIONS, OBLIGATIONS, AND EXPENDITURES

as of December 31, 2022

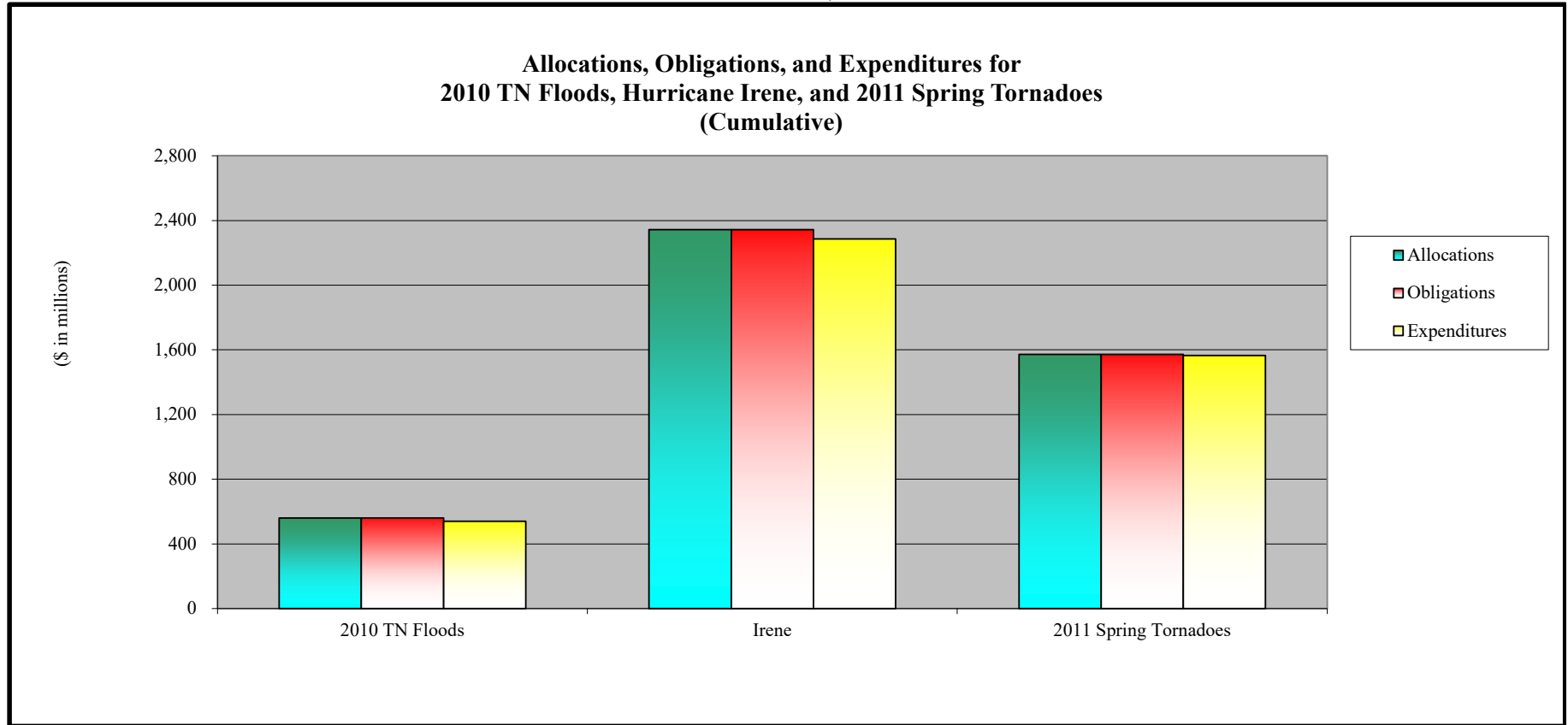


	Ike	Gustav	Total
Allocations	\$ 4,842	\$ 1,759	\$ 6,601
Obligations	4,842	1,759	6,601
Expenditures	\$ 4,789	\$ 1,693	\$ 6,482

Source of financial information is IFMIS.
 Total obligations include prior-year deobligations.

APPENDIX D: ALLOCATIONS, OBLIGATIONS, AND EXPENDITURES

as of December 31, 2022

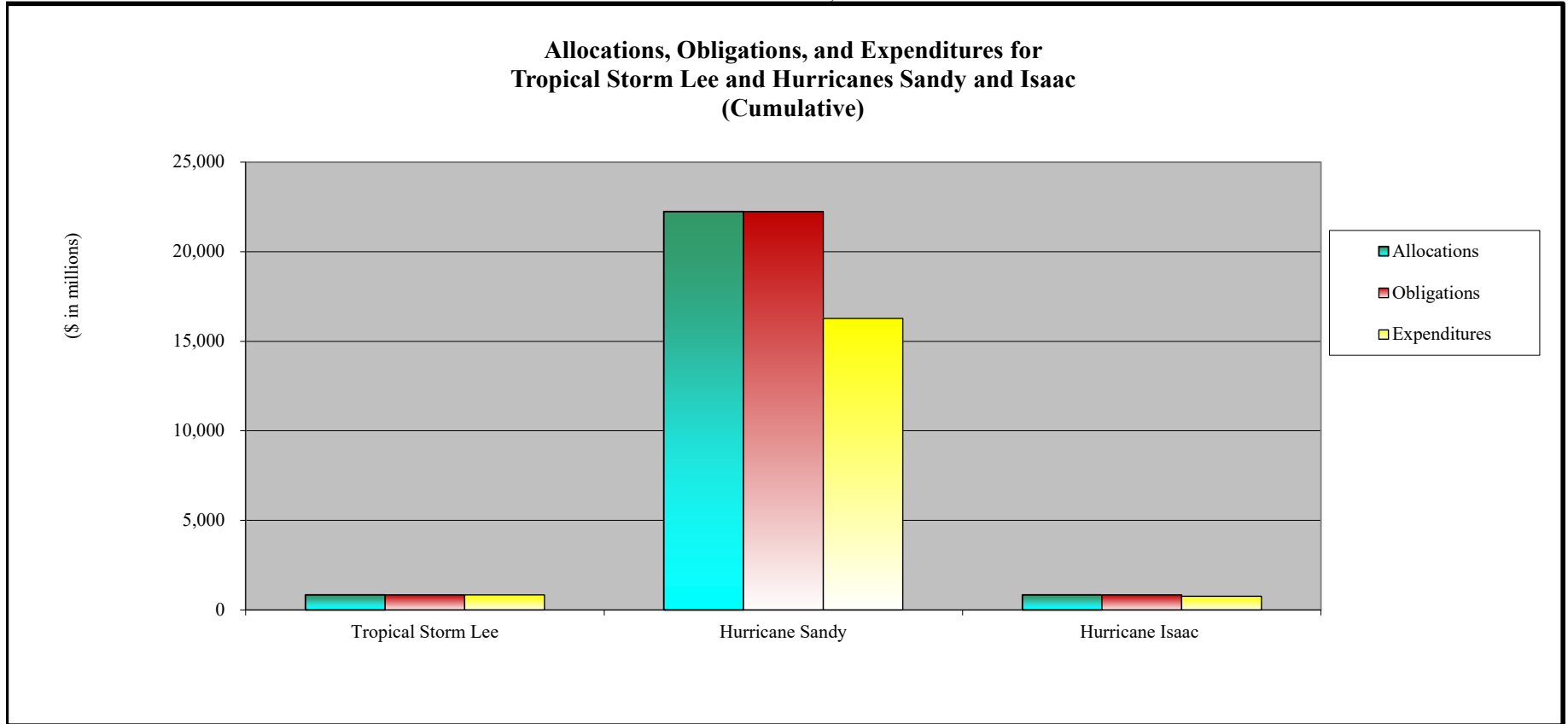


	2010 TN Floods		Irene		2011 Spring Tornadoes		Total	
Allocations	\$	559	\$	2,343	\$	1,572	\$	4,474
Obligations		559		2,343		1,572		4,474
Expenditures	\$	540	\$	2,285	\$	1,565	\$	4,390

Source of financial information is IFMIS.

Total obligations include prior-year deobligations.

as of December 31, 2022

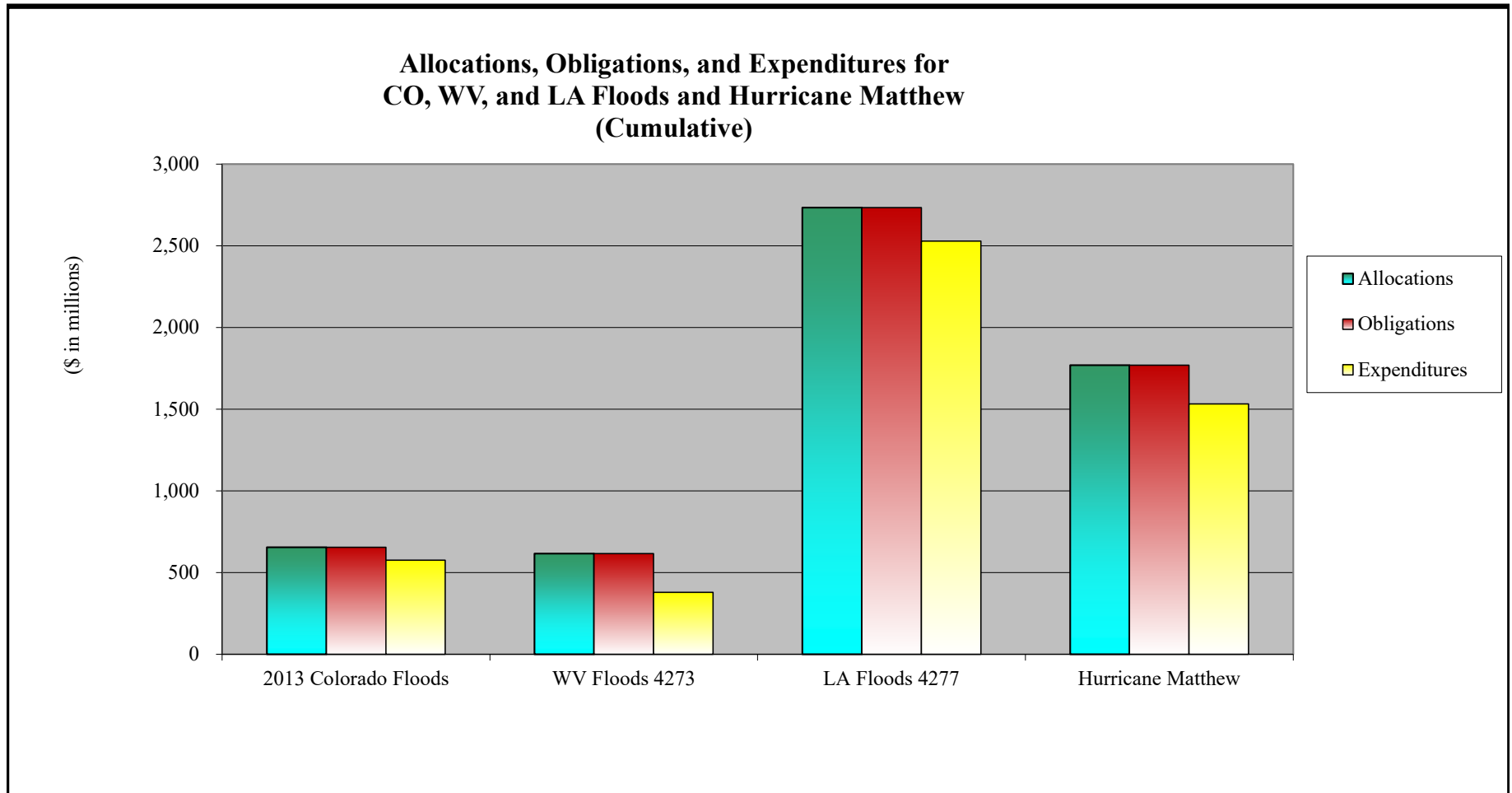


	Tropical Storm Lee	Hurricane Sandy	Hurricane Isaac	Total
Allocations	\$ 842	\$ 22,240	\$ 831	\$ 23,913
Obligations	842	22,240	831	23,913
Expenditures	\$ 833	\$ 16,273	\$ 758	\$ 17,864

Source of financial information is IFMIS.
Total obligations include prior-year deobligations.

APPENDIX D: ALLOCATIONS, OBLIGATIONS, AND EXPENDITURES

as of December 31, 2022



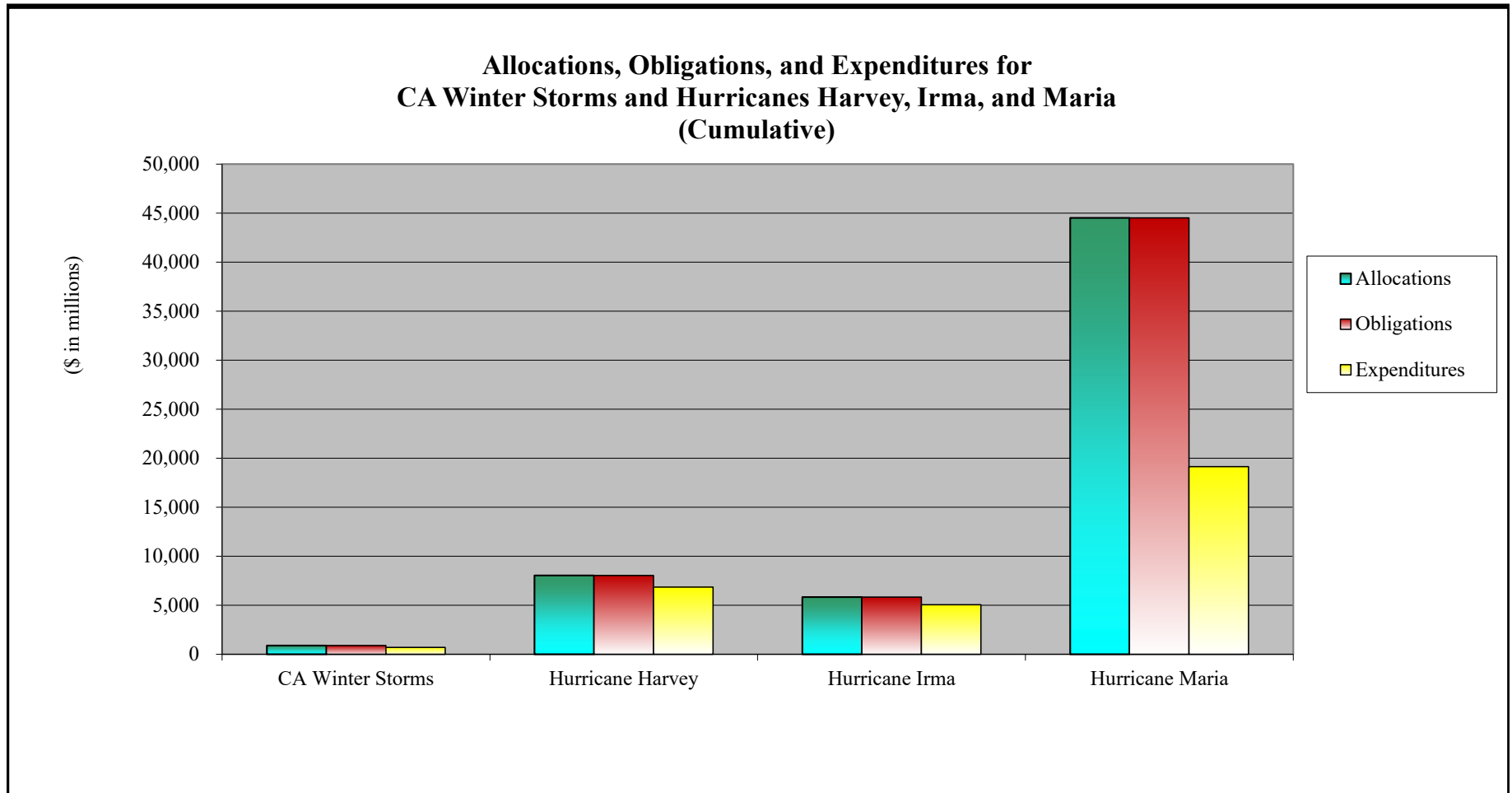
	2013 Colorado Floods	WV Floods 4273	LA Floods 4277	Hurricane Matthew	Total
Allocations	\$ 655	\$ 616	\$ 2,734	\$ 1,770	\$ 5,775
Obligations	655	616	2,734	1,770	5,775
Expenditures	\$ 576	\$ 380	\$ 2,530	\$ 1,532	\$ 5,018

Source of financial information is IFMIS.

Total obligations include prior-year deobligations.

APPENDIX D: ALLOCATIONS, OBLIGATIONS, AND EXPENDITURES

as of December 31, 2022



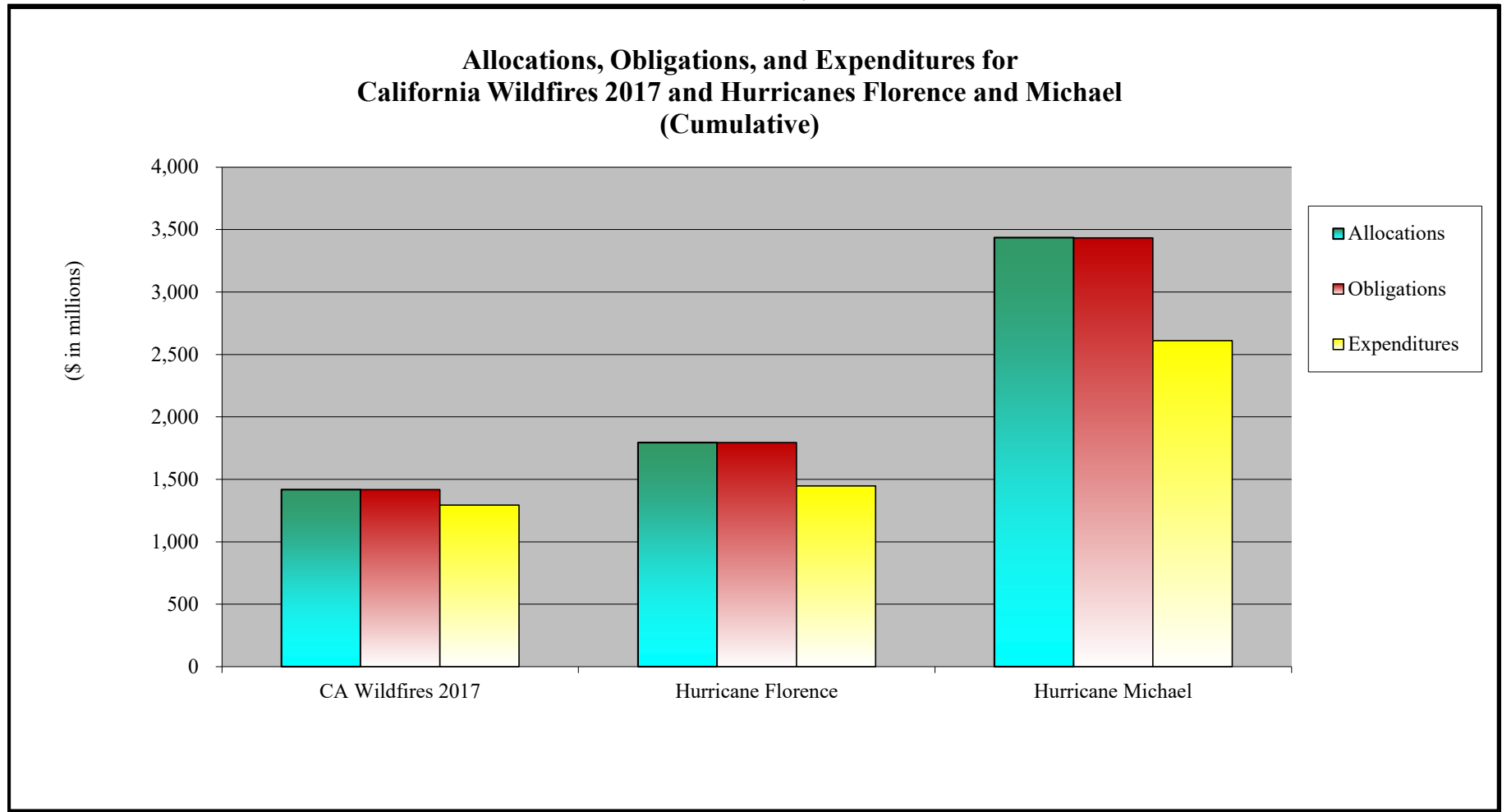
	CA Winter Storms	Hurricane Harvey	Hurricane Irma	Hurricane Maria	Total
Allocations	\$ 879	\$ 8,042	\$ 5,825	\$ 44,518	\$ 59,264
Obligations	879	8,040	5,823	44,516	59,258
Expenditures	\$ 707	\$ 6,849	\$ 5,058	\$ 19,146	\$ 31,760

Source of financial information is IFMIS.

Total obligations include prior-year deobligations.

APPENDIX D: ALLOCATIONS, OBLIGATIONS, AND EXPENDITURES

as of December 31, 2022



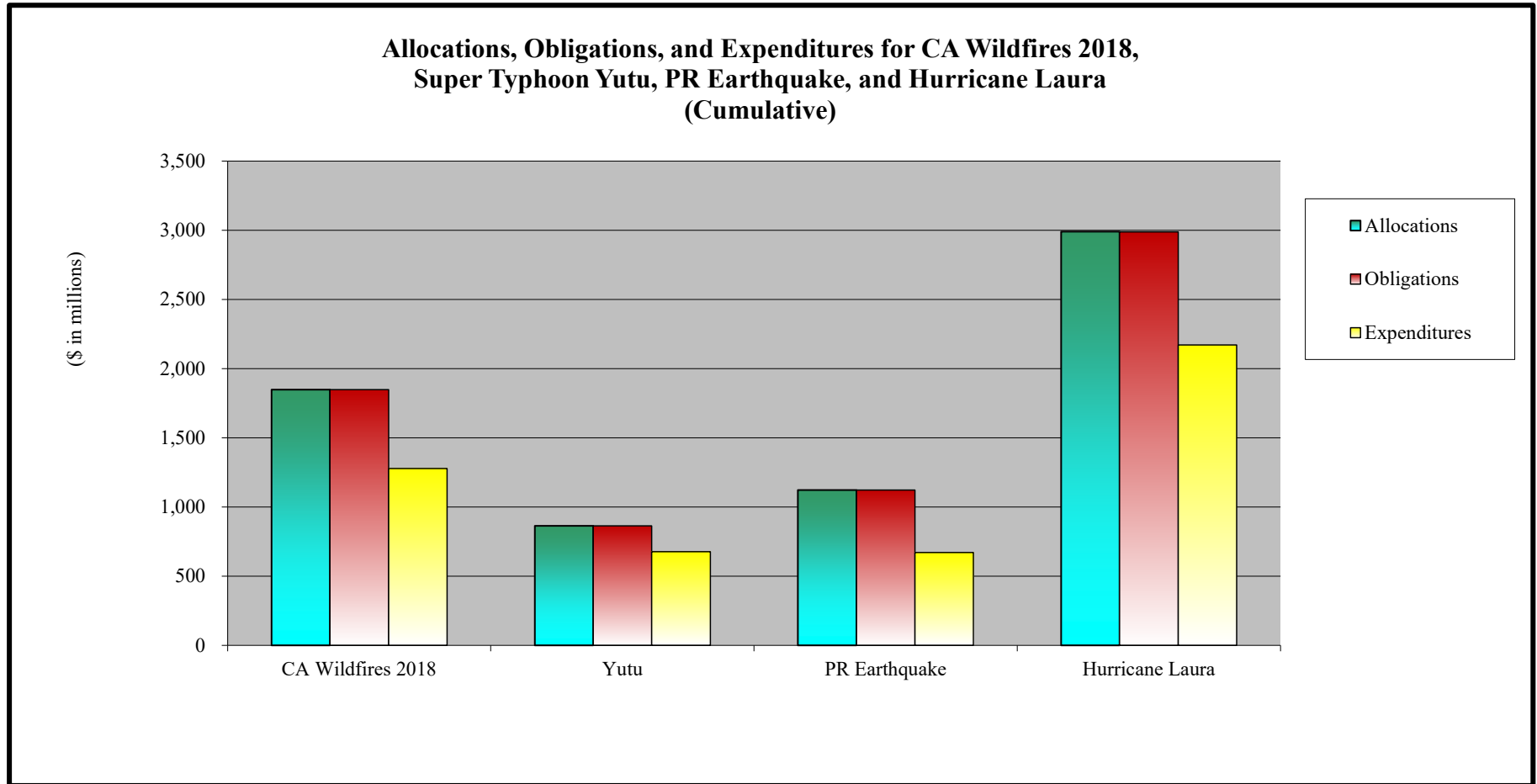
	CA Wildfires 2017	Hurricane Florence	Hurricane Michael	Total
Allocations	\$ 1,419	\$ 1,795	\$ 3,437	\$ 6,651
Obligations	1,419	1,795	3,435	6,649
Expenditures	\$ 1,294	\$ 1,449	\$ 2,611	\$ 5,354

Source of financial information is IFMIS.

Total obligations include prior-year deobligations.

APPENDIX D: ALLOCATIONS, OBLIGATIONS, AND EXPENDITURES

as of December 31, 2022



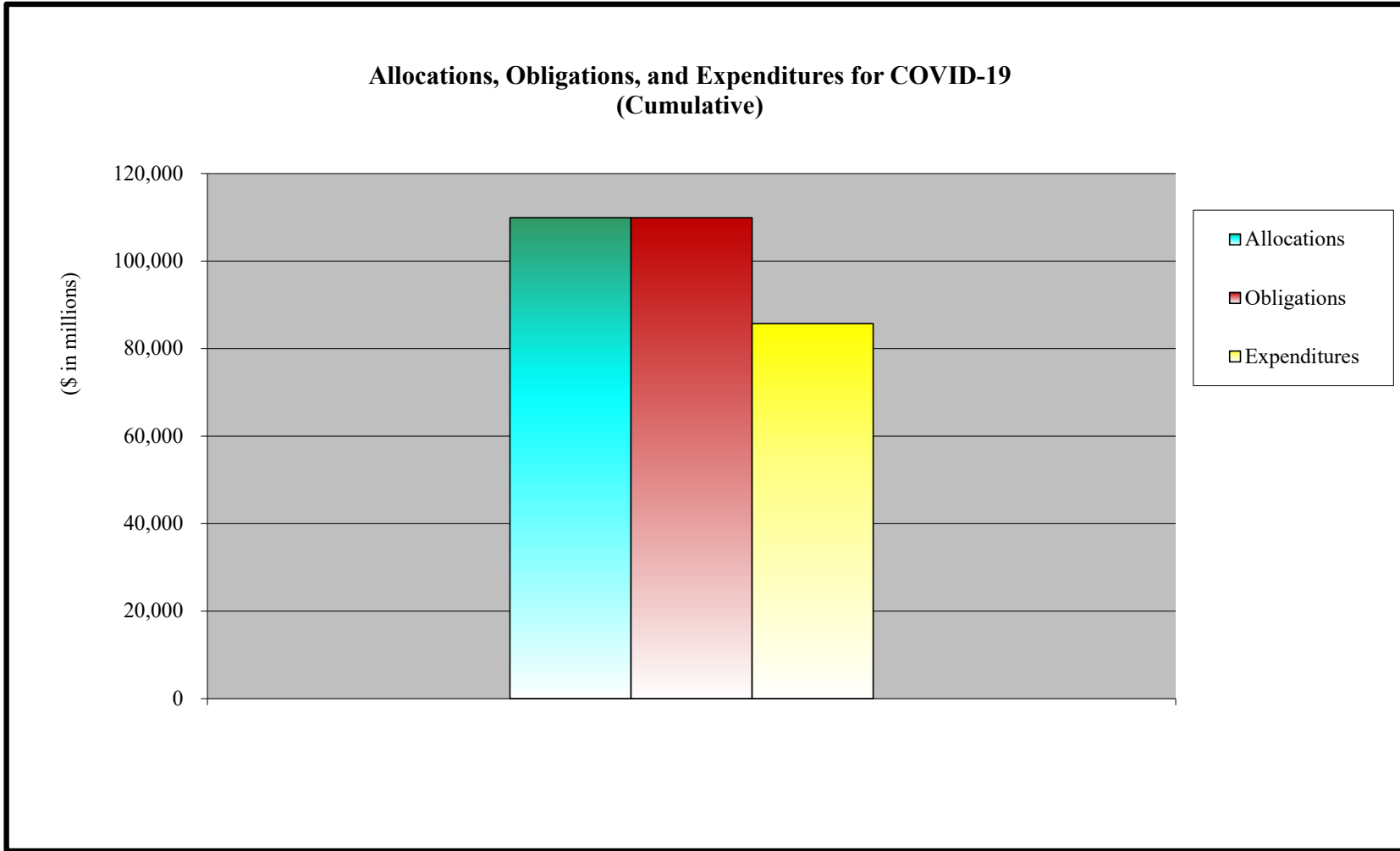
	CA Wildfires 2018	Yutu	PR Earthquake	Hurricane Laura	Total
Allocations	\$ 1,848	\$ 863	\$ 1,122	\$ 2,991	\$ 6,824
Obligations	1,848	863	1,122	2,989	6,822
Expenditures	\$ 1,279	\$ 677	\$ 672	\$ 2,172	\$ 4,800

Source of financial information is IFMIS.

Total obligations include prior-year deobligations.

APPENDIX D: ALLOCATIONS, OBLIGATIONS, AND EXPENDITURES

as of December 31, 2022



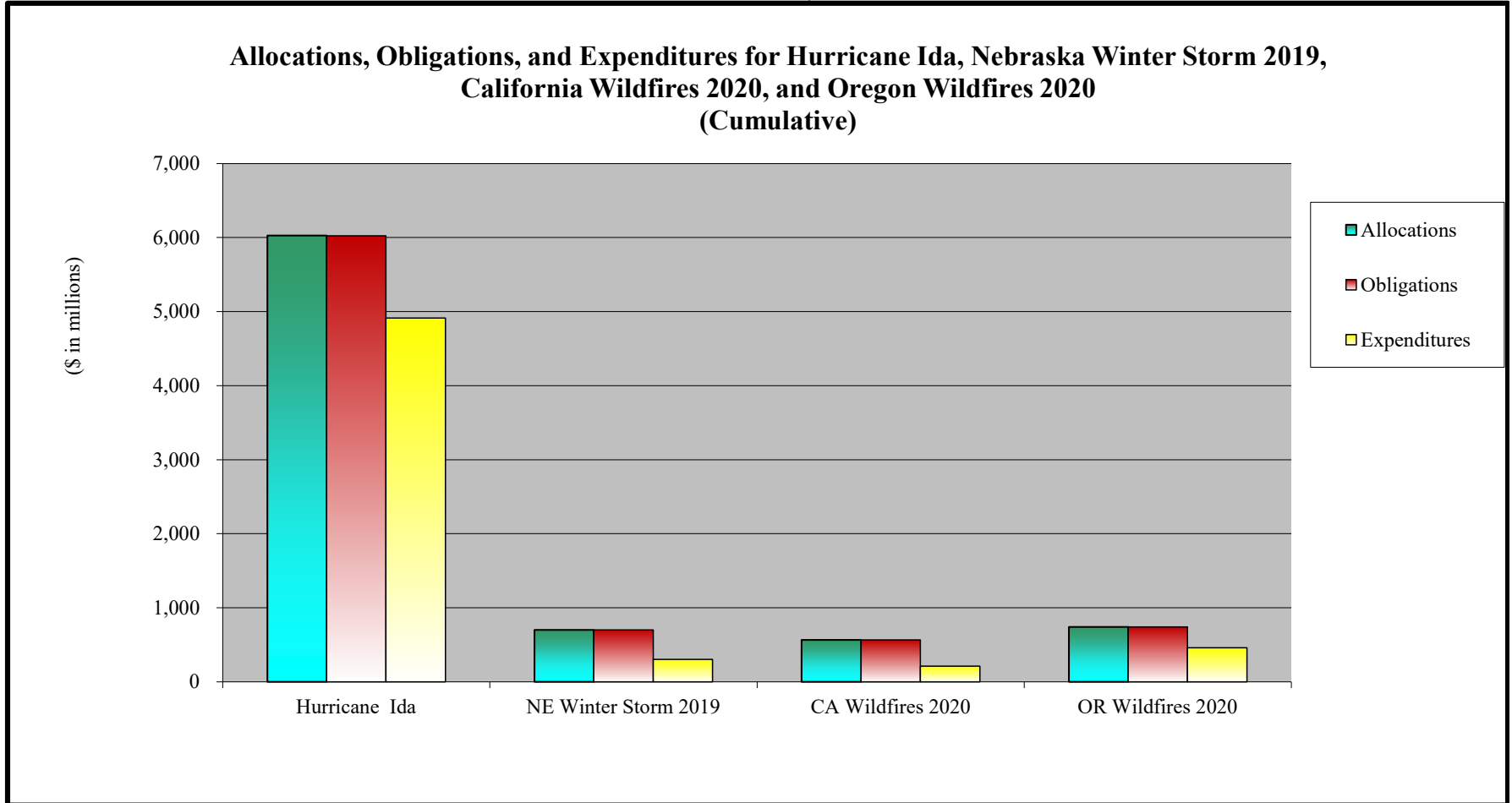
	COVID-19	
Allocations	\$	109,930
Obligations		109,915
Expenditures	\$	85,681

Source of financial information is IFMIS.

Total obligations include prior-year deobligations.

APPENDIX D: ALLOCATIONS, OBLIGATIONS, AND EXPENDITURES

as of December 31, 2022



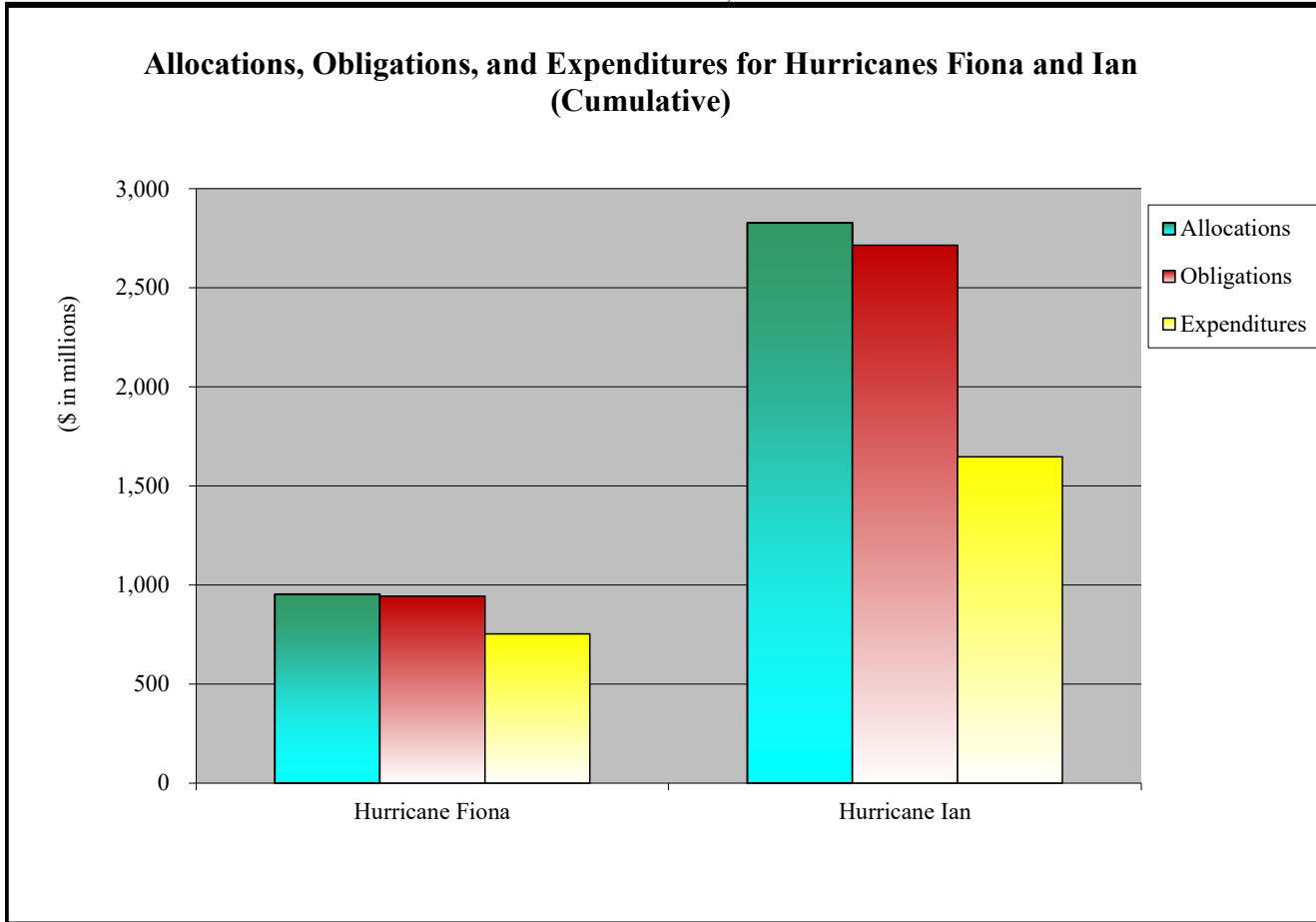
	Hurricane Ida	NE Winter Storm 2019	CA Wildfires 2020	OR Wildfires 2020	Total
Allocations	\$ 6,030	\$ 702	\$ 566	\$ 743	\$ 8,041
Obligations	6,025	702	566	742	8,035
Expenditures	\$ 4,914	\$ 305	\$ 212	\$ 462	\$ 5,893

Source of financial information is IFMIS.

Total obligations include prior-year deobligations.

APPENDIX D: ALLOCATIONS, OBLIGATIONS, AND EXPENDITURES

as of December 31, 2022



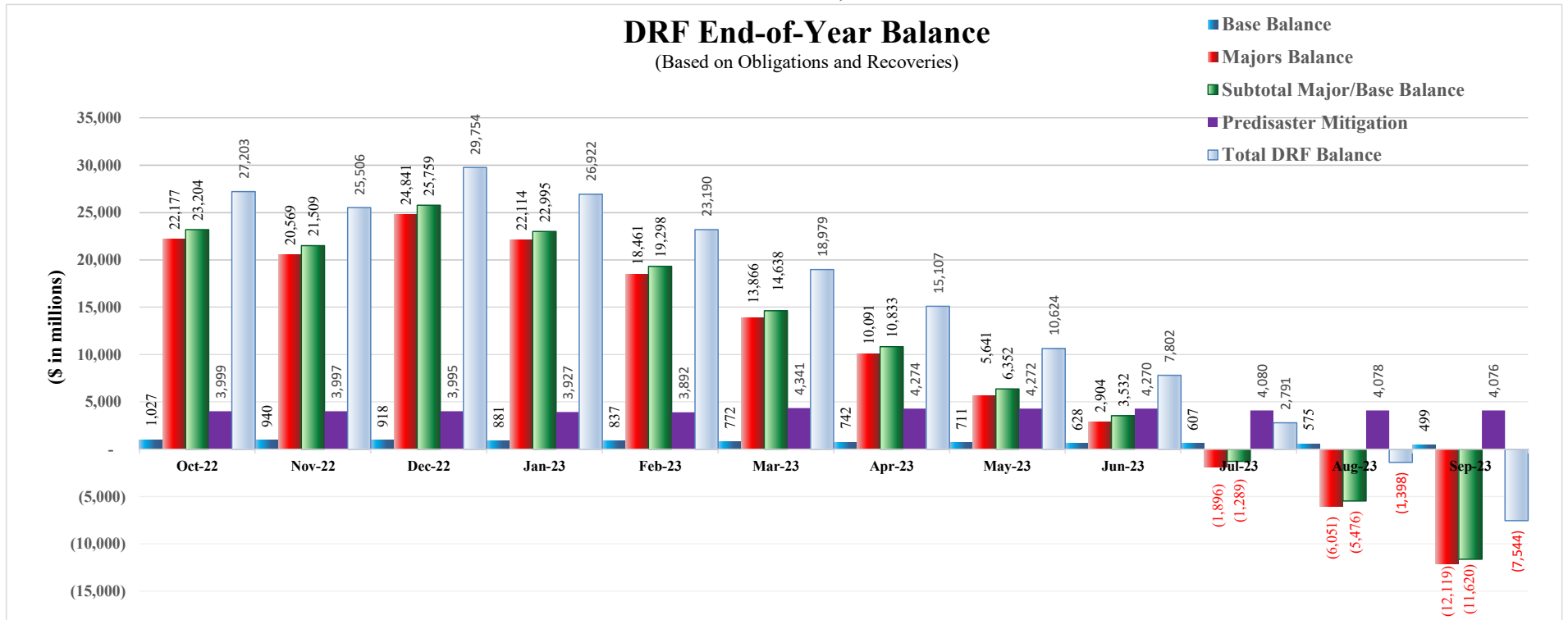
	Hurricane Fiona	Hurricane Ian	Total
Allocations	\$ 954	\$ 2,828	\$ 3,782
Obligations	944	2,715	3,659
Expenditures	\$ 754	\$ 1,647	\$ 2,401

Source of financial information is IFMIS.

Total obligations include prior-year deobligations.

APPENDIX E: Fund Exhaustion Date

as of December 31, 2022



DRF End-of-Month Balance	Oct-22	Nov-22	Dec-22	Jan-23	Feb-23	Mar-23	Apr-23	May-23	Jun-23	Jul-23	Aug-23	Sep-23
Base Balance	\$ 1,027	\$ 940	\$ 918	\$ 881	\$ 837	\$ 772	\$ 742	\$ 711	\$ 628	\$ 607	\$ 575	\$ 499
Majors Balance	22,177	20,569	24,841	22,114	18,461	13,866	10,091	5,641	2,904	(1,896)	(6,051)	(12,119)
Subtotal Major/Base Balance	23,204	21,509	25,759	22,995	19,298	14,638	10,833	6,352	3,532	(1,289)	(5,476)	(11,620)
Predisaster Mitigation	3,999	3,997	3,995	3,927	3,892	4,341	4,274	4,272	4,270	4,080	4,078	4,076
Total DRF Balance	\$ 27,203	\$ 25,506	\$ 29,754	\$ 26,922	\$ 23,190	\$ 18,979	\$ 15,107	\$ 10,624	\$ 7,802	\$ 2,791	\$ (1,398)	\$ (7,544)

APPENDIX F: FY 2023 DRF Bridge Table

FY 2023 DRF Bridge Table

Event	FY 2023 Total Obligations (\$ in millions)					Changes from Baseline		Month-to-Month Change	
	Baseline	Current Month as of Jan-23	Previous Month as of Dec-22	Change from Baseline	Change from Prior Month	Cause/Reason	Cause/Reason		
DRF Base Activities									
Emergencies	\$ 109	\$ 109	\$ 109	\$ -	\$ -	No adjustments at this time.	No adjustments at this time.		
Fire Management	168	168	168	-	-	No adjustments at this time.	No adjustments at this time.		
Surge	67	67	67	-	-	No adjustments at this time.	No adjustments at this time.		
Disaster Support & Other Activities Total	461	462	461	1	1	\$1M increase for FY 2023 enactment.	\$1M increase for FY 2023 enactment.		
DRS	429	430	429	1	1				
Other Activities	32	32	32	-	-				
Base Subtotal	805	806	805	1	1				
DRF DR Activities									
Average Monthly Major DR Activity (Non-Cat.)	2,876	3,376	3,376	500	-	\$500M increase for anticipated requirements above the historical average.	No adjustments at this time.		
Katrina Rita Wilma	124	176	137	52	39	Public Assistance: \$50M net increase due to new project cost versions for housing, water main repair, emergency protective measure and school replacement in 1603 LA; (\$1M) net decrease due to revised recoveries following legal review 1609 FL; Hazard Mitigation: \$1M increase due to new project cost version of a drainage project in 1603 LA, \$2M net increase due to closeout cost overruns in 1604 MS.	Public Assistance: \$38M net increase primarily due to new cost versions of emergency protective measure and school replacement project in 1603 LA. Hazard Mitigation: \$1M increase due to new project cost version of a drainage project in 1603 LA.		
Gustav	14	14	14	-	-	No adjustments at this time.	No adjustments at this time.		
Ike	2	3	2	1	1	Public Assistance: \$1M net increase due to several revised cost estimates in 1791 TX.	Public Assistance: \$1M net increase due to several revised cost estimates in 1791 TX.		
TN Floods	1	1	1	-	-	No adjustments at this time.	No adjustments at this time.		
2011 Spring Tornadoes	-	-	-	-	-	No adjustments at this time.	No adjustments at this time.		
Irene	6	6	6	-	-	No adjustments at this time.	No adjustments at this time.		
Lee	7	8	7	1	1	Public Assistance: \$1M increase due to new management cost estimates in 4031 NY.	Public Assistance: \$1M increase due to new management cost estimates in 4031 NY.		
Isaac	3	3	3	-	-	No adjustments at this time.	No adjustments at this time.		
Sandy	290	291	291	1	-	Other Activity: \$1M.	No adjustments at this time.		
2013 Colorado Flood	3	-	-	(3)	-	Activity in 4145 CO: Public Assistance: (\$1M) net decrease due to revised emergency protective measure costs estimates. Other Activity (\$2M).	No adjustments at this time.		
WV Floods 4273	50	50	50	-	-	No adjustments at this time.	No adjustments at this time.		
LA Floods 4277	17	18	17	1	1	Activity in 4277 LA: Public Assistance: \$1M increase due to several new cost versions. Hazard Mitigation: \$1M increase due to new detention pond cost estimate. Other Activity: (\$1M).	Activity in 4277 LA: Public Assistance: \$1M increase due to several new cost versions. Hazard Mitigation: \$1M increase due to new detention pond cost estimate. Other Activity: (\$1M).		
Matthew	115	127	118	12	9	Public Assistance: \$1M increase due to accelerated review of emergency protective measure project in 4283 FL, \$7M increase primarily due to revised school replacement and road repair projects in 4285 NC. Hazard Mitigation: \$1M net increase due to revised flood mitigation cost estimates in 4283 FL. Administration: \$1M increase due to adjustments to staffing estimates to align with actual costs in 4485 NC. Other Activity: \$2M.	Public Assistance: \$1M increase due to accelerated review of emergency protective measure project in 4283 FL, \$7M increase primarily due to revised school replacement and road repair projects in 4285 NC. Other Activity: \$1M.		
CA Winter Storms	70	72	72	2	-	Activity in 4308 CA: Hazard Mitigation: \$2M net increase due to new fire mitigation projects submitted.	No adjustments at this time.		
Harvey	207	197	197	(10)	-	Public Assistance: \$6M net increase due to revised parks project cost estimates in 4332 TX. Hazard Mitigation: (\$16M) net decrease due to reduction to stormwater project in 4332 TX.	No adjustments at this time.		
Irma	126	119	124	(7)	(5)	Public Assistance: (\$5M) decrease due to a technical adjustment in 4338 GA. Other Activity: (\$2M).	Public Assistance: (\$5M) decrease due to a technical adjustment in 4338 GA.		
Maria	7,292	7,346	7,292	54	54	Public Assistance: \$64M increase primarily due to revised cost estimates of generator and school repair projects and a new pilot program call center cost estimate in 4340 VI. Administration: (\$9M) decrease due to adjustments to staffing estimates to align with actual costs in 4339 PR; (\$1M) decrease due to adjustments to staffing estimates to align with actual costs in 4340 VI.	Public Assistance: \$64M increase primarily due to revised cost estimates of generator and school repair projects and a new pilot program call center cost estimate in 4340 VI. Administration: (\$9M) decrease due to adjustments to staffing estimates to align with actual costs in 4339 PR; (\$1M) decrease due to adjustments to staffing estimates to align with actual costs in 4340 VI.		

CA Wildfires 2017	67	69	69	2	-	Activity in 4344 CA: Hazard Mitigation: \$2M net increase due to revised flood mitigation project cost.	No adjustments at this time.
Florence	43	45	45	2	-	Other Activity: \$2M.	No adjustments at this time.
Michael	162	162	163	-	(1)	No adjustments at this time.	Administration: (\$1M) net decrease due to reduced technical assistance contract estimates in 4399 FL.
Yutu 4404	66	66	66	-	-	No adjustments at this time.	No adjustments at this time.
CA Wildfires 2018	364	365	365	1	-	Activities in 4407 CA: Public Assistance: \$1M increase due to revised building repair cost estimate.	No adjustments at this time.
Nebraska Winter Storm 2019	26	20	20	(6)	-	Activity in 4420 NE: Public Assistance: (\$6M) net decrease due to unrealized bridge repair and drainage projects.	No adjustments at this time.
PR Earthquakes 4473	167	166	167	(1)	(1)	Activity in 4473 PR: Administration: (\$2M) net decrease due to adjustments to staffing estimates to align with actual costs. Other Activity: \$1M.	Activity in 4473 PR: Administration: (\$1M) net decrease due to adjustments to staffing estimates to align with actual costs.
COVID-19	19,252	24,079	20,477	4,827	3,602	Activity in COVID-19 Disasters: Public Assistance: \$4,880M net increase primarily due to additional and extended vaccine testing, supplies, operations, non-congregate sheltering, PPE supplies, contract labor, and management costs. Hazard Mitigation: (\$11M) net decrease primarily due to a revised acquisition project. Individual Assistance: (\$63M) net decrease due to revised cost estimates for funeral assistance. Operations: \$4M net increase for extensions of U.S. National Guard and other federal assistance to support medical staffing, vaccination, and testing. Administration: \$19M net increase due to increased costs for staffing and technical assistance contracts. Other Activity: (\$2M).	Activity in COVID-19 Disasters: Public Assistance: \$3,629M net increase primarily due to revised cost estimates for supplies, vaccine testing, safe opening, PPE supplies and management cost. Hazard Mitigation: (\$10M) net decrease primarily due to a revised acquisition project. Individual Assistance: (\$33M) net decrease due to revised cost estimates for funeral assistance. Operations: \$1M net increase due to federal assistance to support medical staffing. Administration: \$16M increase due to adjustments to staffing estimates to align with actual costs and revised technical assistance contracts estimates. Other Activity: (\$1M).
California Wildfires 2020	472	472	473	-	(1)	Activity in 4558 CA: Public Assistance: \$5M increase due to the accelerated review of an emergency protective measure project and the addition of an anticipated cost version. Hazard Mitigation: (\$6M) net decrease primarily due to revised cost estimate of seismic upgrade project and the withdrawal of a slope stabilization project. Administration: \$2M net increase due to adjustments to staffing estimates to align with actual costs and revised technical assistance contract estimates. Other Activity: (\$1M).	Activity in 4558 CA: Public Assistance: \$2M increase primarily due to the accelerated review of an emergency protective measure project. Hazard Mitigation: (\$3M) net decrease primarily due to the withdrawal of a slope stabilization project. Administration: \$1M net increase due to adjustments to staffing estimates to align with actual costs and revised technical assistance contract estimates. Other Activity: (\$1M).
Laura	783	819	819	36	-	Public Assistance: \$33M net increase due to new projects cost versions for emergency protective measures and transmission line repairs in 4559 LA. Hazard Mitigation: \$1M net increase due to accelerated review of drainage study project in 4559 LA. Individual Assistance: (\$2M) net decrease due to reduced direct housing estimates in 4559 LA. Administration: \$4M net increase primarily due to increased cost estimates for technical assistance and security in 4559 LA.	No adjustments at this time.
Oregon Wildfires 2020	241	235	235	(6)	-	Activity in 4562 OR: Individual Assistance: (\$1M) decrease due to delayed housing project. Administration: (\$5M) net decrease due to adjustments to staffing estimates to align with actual costs.	No adjustments at this time.
Ida	2,161	2,210	2,210	49	-	Public Assistance: \$105M net increase due to revised cost estimates for emergency protective measures debris removal and management cost projects in 4611 LA; (\$1M) net decrease due to reduced costs for roads project in 4626 MS; (\$2M) net decrease due to buildings project withdrawn in 4627 DE. Individual Assistance: (\$4M) net decrease primarily due to reduced housing maintenance costs in 4611 LA. Operations: (\$1M) net decrease due reduced U.S. Corps of Engineers costs in 4611 LA. Administration: (\$48M) net decrease primarily due to adjustments to staffing estimates to align with actual costs and reduced technical assistance contract estimates in 4611 LA.	No adjustments at this time.
Fiona	2,699	3,989	3,970	1,290	19	Activity in 4671 PR: (\$661M) net decrease for revised cost estimates across all programs. Individual Assistance: \$19M net increase due to additional requirements for case management. Operations: \$1,932M increase for estimated power generation mission assignment.	Activity in 4671 PR: Individual Assistance: \$19M net increase due to additional requirements for case management.
Ian	4,710	4,091	4,275	(619)	(184)	Activity in 4673 FL: (\$437M) net decrease for revised cost estimates across all programs. Public Assistance: (\$60M) net decrease due to revised cost estimates in 4673 FL. Individual Assistance: (\$94M) net decrease due to revised cost estimates for mobile homes and other needs assistance in 4673 FL. Administration: (\$31M) net decrease due to adjustments to staffing estimates to align with actual costs in 4673 FL. Other Activity: \$3M.	Public Assistance: (\$60M) net decrease due to revised cost estimates in 4673 FL. Individual Assistance: (\$94M) net decrease due to revised cost estimates for mobile homes and other needs assistance in 4673 FL. Administration: (\$31M) net decrease due to adjustments to staffing estimates to align with actual costs in 4673 FL. Other Activity: \$1M.
DR Subtotal	42,416	48,595	45,061	6,179	3,534		
Total	\$ 43,221	\$ 49,401	\$ 45,866	\$ 6,180	\$ 3,535		

*Based on FY 2023 spend plan baselines.

APPENDIX G: BRIC/PDM History and Fund Status

Building Resilient Infrastructure and Communities/Predisaster Mitigation History and Fund Status as of December 31, 2022 (Dollars in Millions)	
Fiscal Year 2019 (Applications Due by January 31, 2020)	
	Amount
6% Set-Aside	\$ 383
Allocation	250
Notice of Funding Opportunity (NOFO) Awards to Date from the Allocation	(206)
Administrative and Technical Assistance Obligations	-
Fiscal Year 2020 (Applications Due by January 29, 2021)	
6% Set-Aside	613
Allocation	500
NOFO Awards to Date from the Allocation	(75)
Administrative and Technical Assistance Obligations	(2)
Fiscal Year 2021 (Applications Due by January 28, 2022)	
6% Set-Aside	321
Additional Set-Aside from COVID-19	500
Allocation	1,000
NOFO Awards to Date from the Allocation	(23)
Administrative and Technical Assistance Obligations	(16)
Fiscal Year 2022 Activities (Applications Due by January 27, 2023) ⁽¹⁾	
6% Set-Aside	330
Additional Set-Aside from COVID-19 ⁽²⁾	1,792
Infrastructure Investment and Jobs Act ⁽³⁾	200
Allocation	2,295
NOFO Awards to Date from the Allocation	-
Infrastructure Investment and Jobs Act Transfers ⁽³⁾	(17)
Administrative and Technical Assistance Obligations	(19)
Fiscal Year 2023 Activities (Applications TBD)	
6% Set-Aside ⁽⁴⁾	526
Infrastructure Investment and Jobs Act ⁽³⁾	200
Allocation	-
NOFO Awards to Date from the Allocation	-
Infrastructure Investment and Jobs Act Anticipated Transfers ⁽³⁾	(17)
Administrative and Technical Assistance Obligations	(4)
Note: Set-Aside currently available to fund future NOFOs beyond FY 2022. (6% Set-Asides - Allocations - Administrative Obligations).	\$ 745
Footnotes:	
(1) The FY 2022 NOFO was announced 8/9/2022.	
(2) Pursuant to DRRRA (P.L. 115-254). The potential COVID-19 BRIC set-aside is \$3.7 billion; of that amount, FEMA has set aside \$2.8 billion with \$866 million remaining.	
(3) Pursuant to P.L. 117-58, Infrastructure Investment and Jobs Act.	
(4) Includes estimated 6% set-aside of \$508 million for Hurricanes Fiona and Ian that will be accrued in March 2023.	