



Disaster Relief Fund: Monthly Report

as of May 31, 2022

June 8, 2022

Fiscal Year 2022 Report to Congress



**Homeland
Security**

Federal Emergency Management Agency

Foreword from the Administrator

June 8, 2022

I am pleased to present the following, “Disaster Relief Fund: Monthly Report,” which has been prepared by the Federal Emergency Management Agency.

This document has been compiled pursuant to language set forth in the Fiscal Year (FY) 2022 Department of Homeland Security Appropriations Act (P.L. 117-103) and in the Coronavirus Aid, Relief, and Economic Security Act (P.L. 116-136).

Pursuant to congressional requirements, this report is being provided to the following Members of Congress:



The Honorable Lucille Roybal-Allard
Chairwoman, House Appropriations Subcommittee on Homeland Security

The Honorable Chuck Fleischmann
Ranking Member, House Appropriations Subcommittee on Homeland Security

The Honorable Chris Murphy
Chair, Senate Appropriations Subcommittee on Homeland Security

The Honorable Shelley Moore Capito
Ranking Member, Appropriations Subcommittee on Homeland Security

Inquiries relating to this report may be directed to me at (202) 646-3900.

Sincerely,

A handwritten signature in blue ink that reads "Deanne Criswell". The signature is written in a cursive, flowing style.

Deanne Criswell
Administrator
Federal Emergency Management Agency



Disaster Relief Fund: Monthly Report as of May 31, 2022

Table of Contents

| | | |
|-----|---|----|
| I. | Legislative Language..... | 1 |
| II. | Background | 4 |
| | Appendix A: DRF Appropriations Summary | 5 |
| | Appendix B: DRF Funding Activity | 6 |
| | Appendix C: Obligations and Estimates by Spending Category..... | 14 |
| | Appendix D: Allocations, Obligations, & Expenditures..... | 15 |
| | Appendix E: Fund Exhaustion Date..... | 25 |
| | Appendix F: DRF Cost Estimation Bridge Table | 26 |
| | Appendix G: BRIC-PDM History and Fund Status | 29 |

I. Legislative Language

This document has been compiled pursuant to language set forth in the Fiscal Year (FY) 2022 Department of Homeland Security (DHS) Appropriations Act (P.L. 117-103) and in the Coronavirus Aid, Relief, and Economic Security Act (P.L. 116-136).

P.L. 117-103 states:

SEC. 307. The reporting requirements in paragraphs (1) and (2) under the heading "Federal Emergency Management Agency–Disaster Relief Fund" in the Department of Homeland Security Appropriations Act, 2015 (Public Law 114-4) shall be applied in fiscal year 2022 with respect to budget year 2023 and current fiscal year 2022, respectively-

- (1) in paragraph (1) by substituting "fiscal year 2023" for "fiscal year 2016"; and
- (2) in paragraph (2) by inserting "business" after "fifth".

P.L. 114-4 (referenced above) states:

Provided, That the Administrator of the Federal Emergency Management Agency shall submit to the Committees on Appropriations of the Senate and the House of Representatives the following reports, including a specific description of the methodology and the source data used in developing such reports...

- (2) an estimate or actual amounts, if available, of the following for the current fiscal year shall be submitted not later than the fifth day of each month, and shall be published by the Administrator on the Agency's Web site not later than the fifth day of each month:
 - (A) a summary of the amount of appropriations made available by source, the transfers executed, the previously allocated funds recovered, and the commitments, allocations, and obligations made;
 - (B) a table of disaster relief activity delineated by month, including-
 - (i) the beginning and ending balances;
 - (ii) the total obligations to include amounts obligated for fire assistance, emergencies, surge, and disaster support activities;
 - (iii) the obligations for catastrophic events delineated by event and by state; and
 - (iv) the amount of previously obligated funds that are recovered;
 - (C) a summary of allocations, obligations, and expenditures for catastrophic events delineated by event;

- (D) in addition, for a disaster declaration related to Hurricane Sandy, the cost of the following categories of spending: public assistance, individual assistance, mitigation, administrative, operations, and any other relevant category (including emergency measures and disaster resources); and
- (E) the date on which funds appropriated will be exhausted...

P.L. 116-136 states:

Provided further, That every 30 days the Administrator shall provide the Committees on Appropriations of the Senate and the House of Representatives both projected and actual costs for funds provided under this heading for major disasters and any other expenses...

This report covers activities as of May 31, 2022.

II. Background

P.L. 117-103 requires that the Federal Emergency Management Agency (FEMA) Administrator provide a report by the fifth business day of each month on the Disaster Relief Fund (DRF) that includes a funding summary, a table delineating DRF funding activities each month by state and event, a summary of the funding for the catastrophic events, and the fund exhaustion date, or end-of-fiscal-year balance.

P.L. 116-136 requires that both projected and actual costs for funds provided by it for major disasters and any other expenses be provided to the House and Senate Appropriations Committees.

Consequently, the following report elements are included:

1. Appendix A is an appropriations summary that includes a synopsis of the amount of appropriations made available by source, the transfers executed, the previously allocated funds recovered, and the commitments, allocations, and obligations.
2. Appendix B presents details on the DRF funding activities delineated by month.
3. Appendix C presents obligations and estimates by spending category for Hurricanes Sandy, Harvey, Irma, and Maria; Coronavirus Disease 2019 (COVID-19); and declarations since August 1, 2017.
4. Appendix D presents funding summaries for the current active catastrophic events including the allocations, obligations, and expenditures.
5. Appendix E presents the fund exhaustion date, or end-of-fiscal-year balance.
6. Appendix F presents a bridge table that provides explanation for the monthly and baseline change for all activities to include details for catastrophic events.
7. Appendix G presents the fund history and current status of the Building Resilient Infrastructure and Communities (BRIC)/Predisaster Mitigation (PDM) program.

| Disaster Relief Fund Congressional Monthly Report | | | | |
|--|---------------------------|-----------------|-----------------|-----------------|
| as of May 31, 2022 | | | | |
| (Dollars in Millions) | | | | |
| | Major Declarations | | Base | Total |
| Carryover From FY 2021 | \$ | 28,327 | \$ 4,037 | \$ 32,364 |
| FY 2022 Enacted ⁽¹⁾ | | 18,799 | | 18,799 |
| FY 2022 Recoveries | | 3,458 | 223 | 3,681 |
| Total Budget Authority | | 50,584 | 4,260 | 54,844 |
| Anticipated Transfers to DADLP ^(1,2) | | (83) | | (83) |
| Rescission ⁽¹⁾ | | | (148) | (148) |
| 6% for Predisaster Mitigation per DRRA ⁽³⁾ | | (279) | | (279) |
| Anticipated Transfers to USAID ⁽⁴⁾ | | | (10) | (10) |
| Revised Budget Authority | | 50,222 | 4,102 | 54,324 |
| Obligations ⁽⁵⁾ | | (28,095) | (384) | (28,479) |
| Balance | | 22,127 | 3,718 | 25,845 |
| Projections for the Remainder of FY 2022 | | | | |
| Projected FY 2022 Additional Obligations | | | | |
| Based on Existing Spend Plans | | | | |
| Non-Catastrophic Disasters | | | | |
| Catastrophic Disasters | | (16,630) | | (16,630) |
| DRS and Other | | | (159) | (159) |
| Predisaster Mitigation | | | | |
| Subtotal Existing Spend Plans | | (16,630) | (159) | (16,789) |
| Based on 10-year Average | | | | |
| Non-Catastrophic Disasters | | (1,152) | | (1,152) |
| EM, FMAG, and SU | | | (343) | (343) |
| Subtotal 10-year Average | | (1,152) | (343) | (1,495) |
| Total Projected FY 2022 Additional Obligations | | (17,782) | (502) | (18,284) |
| Projected Additional Recoveries | | 342 | 77 | 419 |
| Balance | \$ | 4,687 | \$ 3,293 | \$ 7,980 |

Notes:

(1) Pursuant to P.L. 117-103, FY 2022 DHS Appropriations Act.

(2) Pursuant to P.L. 116-260, FY 2021 DHS Appropriations Act and FY 2022 Continuing Appropriations Act, (P.L. 117-43).

(3) Pursuant to the Disaster Recovery Reform Act (DRRA) (P.L. 115-254). See Appendix G for additional information regarding the BRIC program balance. The BRIC funding continues to be available to FEMA for other purposes should the DRF Majors balance drop too low to cover immediate response or recovery needs.

(4) Anticipated transfers to the U.S. Agency for International Development (USAID) for Compact Aid Agreement.

(5) As of May 31, 2022, unobligated commitments totaled \$192 million and uncommitted/unobligated allocations totaled \$313 million.

Source of financial information is the Integrated Financial Management Information System (IFMIS).

APPENDIX B: DRF Funding Activity (Details)

**Disaster Relief Fund Monthly Obligations FY 2022
DRF Monthly Spend Plan (FY 2022)
(\$ in millions)
as of May 31, 2022**

| | <u>Oct-21</u> | <u>Nov-21</u> | <u>Dec-21</u> | <u>Jan-22</u> | <u>Feb-22</u> | <u>Mar-22</u> | <u>Apr-22</u> | <u>May-22</u> | <u>Jun-22</u> | <u>Jul-22</u> | <u>Aug-22</u> | <u>Sep-22</u> | <u>Total</u> |
|--|---------------|---------------|---------------|---------------|---------------|---------------|---------------|---------------|---------------|---------------|---------------|---------------|--------------|
| Beginning of Month DRF Balance | \$ 32,364 | \$ 46,964 | \$ 45,479 | \$ 38,882 | \$ 34,428 | \$ 32,251 | \$ 30,292 | \$ 28,487 | \$ 25,845 | \$ 22,190 | \$ 18,591 | \$ 13,056 | \$ 7,980 |
| FY 2022 Enacted ⁽¹⁾ | 17,142 | | | | | 1,657 | | | | | | | |
| Anticipated Transfers to DADLP ^(1,2) | (15) | | | (65) | | (3) | | | | | | | |
| Rescission ⁽¹⁾ | | | | | | (148) | | | | | | | |
| Predisaster Mitigation ^(1,3) | (9) | (8) | (1) | (11) | (17) | (227) | (6) | | | | | | |
| Anticipated Transfers to USAID ⁽⁴⁾ | (10) | | | | | | | | | | | | |
| Total Available | 49,472 | 46,956 | 45,478 | 38,806 | 34,411 | 33,530 | 30,286 | 28,487 | 25,845 | 22,190 | 18,591 | 13,056 | 7,980 |
| Major Declarations | 45,445 | 42,949 | 41,489 | 34,849 | 30,478 | 29,721 | 26,524 | 24,752 | 22,127 | 18,572 | 15,060 | 9,630 | 4,687 |
| Base | 4,027 | 4,007 | 3,989 | 3,957 | 3,933 | 3,809 | 3,762 | 3,735 | 3,718 | 3,618 | 3,531 | 3,426 | 3,293 |
| DRF Base Activities | | | | | | | | | | | | | |
| Emergencies | | | | | | | | | | | | | |
| Monthly Actual/Estimated Obligations | (8) | (3) | (2) | (4) | (3) | (4) | (12) | (6) | (16) | (16) | (16) | (18) | (108) |
| Fire Management | | | | | | | | | | | | | |
| Monthly Actual/Estimated Obligations | (4) | (20) | (8) | (17) | (7) | (11) | (4) | (3) | (33) | (33) | (33) | (33) | (206) |
| Surge | | | | | | | | | | | | | |
| Monthly Actual/Estimated Obligations | - | (2) | - | - | - | (1) | (4) | 4 | (36) | (36) | (36) | (37) | (148) |
| Disaster Support & Other Activities | | | | | | | | | | | | | |
| DRS Monthly Actual/Estimated Obligations | (20) | (44) | (31) | (30) | (11) | (49) | (26) | (22) | (34) | (21) | (39) | (67) | (394) |
| Other Monthly Actual/Estimated Obligations | (1) | (2) | (8) | (1) | (2) | - | (11) | (7) | - | - | - | 2 | (30) |
| Monthly Actual/Estimated Obligations | (21) | (46) | (39) | (31) | (13) | (49) | (37) | (29) | (34) | (21) | (39) | (65) | (424) |
| Total DRF Base Actual/ Estimated Obligations | (33) | (71) | (49) | (52) | (23) | (65) | (57) | (34) | (119) | (106) | (124) | (153) | (886) |
| DRF DR Activities | | | | | | | | | | | | | |
| Average Monthly Major DR Activity (Non-Cat.) | | | | | | | | | | | | | |
| Monthly Actual/Estimated Obligations | (249) | (182) | (250) | (296) | (184) | (389) | (410) | (385) | (213) | (287) | (442) | (210) | (3,497) |
| Katrina Rita Wilma | | | | | | | | | | | | | |
| Initial FY 2022 Spend Plan Estimates | - | (3) | (5) | (4) | (34) | (6) | (5) | (6) | (63) | (8) | (4) | (3) | (141) |
| Monthly Actual/Estimated Obligations | - | (33) | (5) | (1) | (4) | (8) | (1) | (7) | (8) | (30) | (6) | (59) | (162) |
| Gustav | | | | | | | | | | | | | |
| Initial FY 2022 Spend Plan Estimates | - | (1) | (2) | - | - | (7) | (3) | - | (1) | - | - | - | (14) |
| Monthly Actual/Estimated Obligations | - | - | (5) | - | - | - | (1) | - | (1) | (1) | (3) | (1) | (12) |
| Ike | | | | | | | | | | | | | |
| Initial FY 2022 Spend Plan Estimates | (2) | - | - | - | - | (1) | - | - | - | - | - | (1) | (4) |
| Monthly Actual/Estimated Obligations | (1) | - | (1) | (1) | (1) | (3) | (1) | - | (5) | (1) | (1) | (1) | (16) |
| TN Floods | | | | | | | | | | | | | |
| Initial FY 2022 Spend Plan Estimates | - | - | - | - | (1) | - | - | (1) | - | - | - | - | (2) |
| Monthly Actual/Estimated Obligations | - | - | - | - | - | - | - | - | - | - | (1) | (1) | (2) |
| 2011 Spring Tornadoes | | | | | | | | | | | | | |
| Initial FY 2022 Spend Plan Estimates | - | - | - | - | - | - | - | (1) | - | - | - | - | (1) |
| Monthly Actual/Estimated Obligations | - | - | - | - | - | - | - | - | - | - | - | - | - |

APPENDIX B: DRF Funding Activity (Details)

**Disaster Relief Fund Monthly Obligations FY 2022
DRF Monthly Spend Plan (FY 2022)
(\$ in millions)
as of May 31, 2022**

| | <u>Oct-21</u> | <u>Nov-21</u> | <u>Dec-21</u> | <u>Jan-22</u> | <u>Feb-22</u> | <u>Mar-22</u> | <u>Apr-22</u> | <u>May-22</u> | <u>Jun-22</u> | <u>Jul-22</u> | <u>Aug-22</u> | <u>Sep-22</u> | <u>Total</u> |
|---|---------------|---------------|---------------|---------------|---------------|---------------|---------------|---------------|---------------|---------------|---------------|---------------|--------------|
| Irene | | | | | | | | | | | | | |
| Initial FY 2022 Spend Plan Estimates | - | (1) | (3) | (5) | (1) | - | (6) | (16) | (2) | - | - | - | (34) |
| Monthly Actual/Estimated Obligations | (6) | (1) | - | (1) | - | - | - | (1) | (1) | (19) | (1) | (3) | (33) |
| Lee | | | | | | | | | | | | | |
| Initial FY 2022 Spend Plan Estimates | - | (1) | (1) | - | - | - | - | (1) | (1) | (2) | - | - | (6) |
| Monthly Actual/Estimated Obligations | - | (1) | - | - | - | - | - | - | (9) | (5) | - | (1) | (16) |
| Isaac | | | | | | | | | | | | | |
| Initial FY 2022 Spend Plan Estimates | - | - | (1) | - | - | - | - | - | (3) | - | - | - | (4) |
| Monthly Actual/Estimated Obligations | - | (6) | (2) | - | - | - | - | - | - | - | - | (3) | (11) |
| Sandy | | | | | | | | | | | | | |
| Initial FY 2022 Spend Plan Estimates | (1) | (13) | (79) | (31) | (20) | (5) | (20) | (15) | (4) | (58) | (12) | (3) | (261) |
| Monthly Actual/Estimated Obligations | (8) | (8) | (6) | (44) | (4) | (77) | (78) | (15) | (4) | (53) | (24) | (5) | (326) |
| 2013 Colorado Flood | | | | | | | | | | | | | |
| Initial FY 2022 Spend Plan Estimates | - | - | (1) | - | - | - | - | - | - | - | - | - | (1) |
| Monthly Actual/Estimated Obligations | - | - | - | - | - | (2) | (5) | - | - | - | - | (1) | (8) |
| WV Floods 4273 | | | | | | | | | | | | | |
| Initial FY 2022 Spend Plan Estimates | - | (11) | (1) | (2) | (1) | (8) | (1) | (1) | (1) | (2) | (1) | (5) | (34) |
| Monthly Actual/Estimated Obligations | - | - | (2) | - | (1) | (1) | (1) | (1) | (3) | (1) | (4) | (6) | (20) |
| LA Floods 4277 | | | | | | | | | | | | | |
| Initial FY 2022 Spend Plan Estimates | (2) | (38) | (6) | (2) | (2) | (5) | (4) | (4) | (10) | (2) | (13) | (1) | (89) |
| Monthly Actual/Estimated Obligations | (3) | (5) | (2) | (1) | (34) | (14) | (2) | - | (6) | (4) | (10) | (8) | (89) |
| Matthew | | | | | | | | | | | | | |
| Initial FY 2022 Spend Plan Estimates | (5) | (3) | (5) | (15) | (7) | (7) | (71) | (11) | (8) | (13) | - | - | (145) |
| Monthly Actual/Estimated Obligations | (2) | (1) | (8) | (2) | - | (8) | (4) | (3) | (2) | (12) | (17) | (13) | (72) |
| CA Winter Storms | | | | | | | | | | | | | |
| Initial FY 2022 Spend Plan Estimates | (3) | - | (23) | (2) | (21) | - | - | - | - | - | - | - | (49) |
| Monthly Actual/Estimated Obligations | (1) | (13) | (1) | (2) | (2) | (1) | (2) | - | (43) | - | - | (1) | (66) |
| Harvey | | | | | | | | | | | | | |
| Initial FY 2022 Spend Plan Estimates | (8) | (17) | (58) | (17) | (32) | (77) | (6) | (6) | (73) | (14) | (13) | (60) | (381) |
| Monthly Actual/Estimated Obligations | (10) | (9) | (35) | (7) | (21) | (16) | (5) | (17) | (13) | (15) | (98) | (10) | (256) |
| Irma | | | | | | | | | | | | | |
| Initial FY 2022 Spend Plan Estimates | (12) | (3) | (13) | (21) | (16) | (20) | (22) | (14) | (13) | (27) | (6) | (19) | (186) |
| Monthly Actual/Estimated Obligations | (5) | (5) | (19) | (14) | (2) | (13) | (9) | (8) | (9) | (25) | (24) | (46) | (179) |
| Maria | | | | | | | | | | | | | |
| Initial FY 2022 Spend Plan Estimates | (132) | (536) | (464) | (448) | (1,158) | (393) | (1,007) | (359) | (1,400) | (311) | (1,878) | (659) | (8,745) |
| Monthly Actual/Estimated Obligations | (126) | (123) | (403) | (1,194) | (322) | (307) | (213) | (712) | (167) | (671) | (2,393) | (1,605) | (8,236) |
| CA Wildfires 2017 | | | | | | | | | | | | | |
| Initial FY 2022 Spend Plan Estimates | (3) | (5) | (7) | (7) | - | - | (42) | - | - | - | - | (1) | (65) |
| Monthly Actual/Estimated Obligations | (2) | (4) | - | (3) | (13) | (4) | (3) | (2) | (3) | (2) | - | (17) | (53) |
| Florence | | | | | | | | | | | | | |
| Initial FY 2022 Spend Plan Estimates | (5) | (10) | (17) | (6) | (21) | (36) | (9) | (11) | (7) | (5) | - | (5) | (132) |
| Monthly Actual/Estimated Obligations | (6) | (6) | (4) | (2) | (11) | (3) | (3) | (5) | (14) | (6) | (9) | (25) | (94) |

APPENDIX B: DRF Funding Activity (Details)

**Disaster Relief Fund Monthly Obligations FY 2022
DRF Monthly Spend Plan (FY 2022)
(\$ in millions)
as of May 31, 2022**

| | <u>Oct-21</u> | <u>Nov-21</u> | <u>Dec-21</u> | <u>Jan-22</u> | <u>Feb-22</u> | <u>Mar-22</u> | <u>Apr-22</u> | <u>May-22</u> | <u>Jun-22</u> | <u>Jul-22</u> | <u>Aug-22</u> | <u>Sep-22</u> | <u>Total</u> |
|---|------------------|------------------|------------------|------------------|------------------|------------------|------------------|------------------|------------------|------------------|------------------|-----------------|--------------|
| Michael | | | | | | | | | | | | | |
| Initial FY 2022 Spend Plan Estimates | (9) | (31) | (14) | (20) | (52) | (43) | (37) | (33) | (19) | (33) | (40) | (11) | (342) |
| Monthly Actual/Estimated Obligations | (104) | (20) | (13) | (27) | (5) | (10) | (30) | (31) | (16) | (12) | (18) | (19) | (305) |
| Yutu 4404 | | | | | | | | | | | | | |
| Initial FY 2022 Spend Plan Estimates | (2) | (3) | (24) | (8) | (16) | (4) | (4) | - | (4) | (6) | (20) | (3) | (94) |
| Monthly Actual/Estimated Obligations | (1) | (9) | (2) | (10) | (7) | (16) | (8) | (2) | (9) | (3) | (6) | (7) | (80) |
| CA Wildfires 2018 | | | | | | | | | | | | | |
| Initial FY 2022 Spend Plan Estimates | (1) | (4) | (13) | (1) | (2) | (13) | - | (12) | - | - | - | (13) | (59) |
| Monthly Actual/Estimated Obligations | (1) | (3) | (4) | (1) | (11) | (1) | (16) | 3 | (9) | (1) | (2) | (13) | (59) |
| Nebraska Winter Storm 2019 | | | | | | | | | | | | | |
| Initial FY 2022 Spend Plan Estimates | (1) | (2) | (6) | (2) | (1) | (20) | (1) | (22) | - | (101) | (3) | (11) | (170) |
| Monthly Actual/Estimated Obligations | (1) | (73) | (7) | (2) | (1) | (1) | (22) | (14) | (3) | (29) | - | - | (153) |
| PR Earthquakes 4473 | | | | | | | | | | | | | |
| Initial FY 2022 Spend Plan Estimates | (14) | (34) | (56) | (11) | (8) | (21) | (109) | (15) | (16) | (5) | (22) | (112) | (423) |
| Monthly Actual/Estimated Obligations | (23) | (62) | (47) | (33) | (26) | (68) | (6) | (16) | (12) | (43) | (64) | (21) | (421) |
| COVID-19 | | | | | | | | | | | | | |
| Initial FY 2022 Spend Plan Estimates | (1,333) | (2,297) | (3,761) | (1,331) | (1,794) | (1,230) | (1,691) | (1,432) | (1,666) | (1,500) | (3,483) | (1,958) | (23,476) |
| Monthly Actual/Estimated Obligations | (1,259) | (1,015) | (5,398) | (2,606) | (1,511) | (2,119) | (1,430) | (1,229) | (2,851) | (1,825) | (2,066) | (2,787) | (26,096) |
| California Wildfires 2020 | | | | | | | | | | | | | |
| Initial FY 2022 Spend Plan Estimates | (5) | (9) | (23) | (17) | (23) | (19) | (2) | (4) | (10) | (17) | (135) | (6) | (270) |
| Monthly Actual/Estimated Obligations | - | (9) | (4) | (7) | (26) | (14) | (17) | (44) | (44) | (45) | (164) | (10) | (384) |
| Laura | | | | | | | | | | | | | |
| Initial FY 2022 Spend Plan Estimates | (261) | (38) | (27) | (21) | (31) | (26) | (14) | (20) | (35) | (7) | (47) | (40) | (567) |
| Monthly Actual/Estimated Obligations | (161) | (67) | (137) | (59) | (164) | (65) | (44) | (114) | (75) | (10) | (62) | (3) | (961) |
| Oregon Wildfires 2020 | | | | | | | | | | | | | |
| Initial FY 2022 Spend Plan Estimates | (20) | (50) | (16) | (7) | (6) | (18) | (20) | (29) | (44) | (8) | (10) | (10) | (238) |
| Monthly Actual/Estimated Obligations | (26) | (21) | (57) | (9) | (32) | (4) | (4) | (8) | (4) | (80) | (18) | (4) | (267) |
| Ida | | | | | | | | | | | | | |
| Initial FY 2022 Spend Plan Estimates | (1,015) | (307) | (230) | (147) | (145) | (98) | (60) | (75) | (50) | (79) | (52) | (139) | (2,397) |
| Monthly Actual/Estimated Obligations | (1,015) | (399) | (324) | (160) | (629) | (187) | (349) | (175) | (117) | (418) | (82) | (148) | (4,003) |
| Actual/ Estimated Major Declaration Obligations | | | | | | | | | | | | | |
| Total DR Actual/Estimated Obligations | (3,010) | (2,075) | (6,736) | (4,482) | (3,011) | (3,331) | (2,664) | (2,786) | (3,641) | (3,598) | (5,515) | (5,028) | (45,877) |
| FY 2022 Actual/Estimated Recoveries | | | | | | | | | | | | | |
| Monthly Recovery Estimates | 535 | 669 | 189 | 156 | 874 | 158 | 922 | 178 | 105 | 105 | 104 | 105 | 4,100 |
| Major Declaration Actuals/Estimated | 522 | 616 | 172 | 128 | 827 | 140 | 892 | 161 | 86 | 86 | 85 | 85 | 3,800 |
| Base Actuals/Estimated | 13 | 53 | 17 | 28 | 47 | 18 | 30 | 17 | 19 | 19 | 19 | 20 | 300 |
| DRF Available at End of Month (Including Recoveries) | \$ 46,964 | \$ 45,479 | \$ 38,882 | \$ 34,428 | \$ 32,251 | \$ 30,292 | \$ 28,487 | \$ 25,845 | \$ 22,190 | \$ 18,591 | \$ 13,056 | \$ 7,980 | |

NOTES:

- (1) Pursuant to P.L. 117-103, FY 2022 DHS Appropriations Act.
- (2) Pursuant to P.L. 116-260, FY 2021 DHS Appropriations Act and FY 2022 Continuing Appropriations Act, (P.L. 117-43).
- (3) Pursuant to DRRRA (P.L. 115-254). The BRIC total set-aside amount includes \$1 billion of the COVID-19 declaration estimates. FEMA estimates up to \$3.7 billion for BRIC (6%) as a result of COVID-19 major disaster declarations. Future set-asides associated with this estimate may be forthcoming. See Appendix G for additional information regarding the BRIC program balance.
- (4) Anticipated transfers to USAID for Compact Aid Agreement.

APPENDIX B: DRF Funding Activity (By Catastrophic Disaster)

Disaster Relief Fund Monthly Detailed Obligations FY 2022
(\$ in millions)

| Event/DR | Cumulative Obligations Through FY 2021 | October | November | December | January | February | March | April | May | June | July | August | September | FY 2022 Total |
|------------------------------|--|------------|-------------|------------|------------|------------|------------|------------|------------|------------|-------------|------------|-------------|---------------|
| | 2021 | Actual | Actual | Actual | Actual | Actual | Actual | Actual | Actual | Estimated | Estimated | Estimated | Estimated | |
| Katrina Rita Wilma | | | | | | | | | | | | | | |
| 1602-FL | (233) | \$ - | \$ - | \$ - | \$ - | \$ - | \$ - | \$ - | \$ - | \$ - | \$ - | \$ - | \$ - | \$ - |
| 1603-LA | (32,808) | - | (33) | (5) | (1) | (4) | (7) | (1) | (7) | (8) | (30) | (4) | (58) | - |
| 1604-MS | (10,112) | - | - | - | - | - | - | - | - | - | - | - | - | - |
| 1605-AL | (1,043) | - | - | - | - | - | - | - | - | - | - | - | - | - |
| 1606-TX | (1,878) | - | - | - | - | - | - | - | - | - | - | - | - | - |
| 1607-LA | (1,919) | - | - | - | - | - | (1) | - | - | - | - | - | (1) | (2) |
| 1609-FL | (2,567) | - | - | - | - | - | - | - | - | - | - | (2) | - | (2) |
| | (50,560) | - | (33) | (5) | (1) | (4) | (8) | (1) | (7) | (8) | (30) | (6) | (59) | (162) |
| Gustav | | | | | | | | | | | | | | |
| 1786-LA | (1,691) | - | - | (5) | - | - | - | (1) | - | (1) | (1) | (3) | (1) | (12) |
| 1789-AL | (10) | - | - | - | - | - | - | - | - | - | - | - | - | - |
| 1793-AR | (6) | - | - | - | - | - | - | - | - | - | - | - | - | - |
| 1794-MS | (40) | - | - | - | - | - | - | - | - | - | - | - | - | - |
| 1806-FL | (6) | - | - | - | - | - | - | - | - | - | - | - | - | - |
| | (1,753) | - | - | (5) | - | - | - | (1) | - | (1) | (1) | (3) | (1) | (12) |
| Ike | | | | | | | | | | | | | | |
| 1791-TX | (4,373) | - | - | - | (1) | (1) | (3) | (1) | - | (5) | (1) | - | (1) | (13) |
| 1792-LA | (371) | (1) | - | (1) | - | (1) | - | - | - | - | - | (1) | - | (3) |
| 1797-AL | (8) | - | - | - | - | - | - | - | - | - | - | - | - | - |
| 1802-KY | (24) | - | - | - | - | - | - | - | - | - | - | - | - | - |
| 1804-AR | (3) | - | - | - | - | - | - | - | - | - | - | - | - | - |
| 1805-OH | (56) | - | - | - | - | - | - | - | - | - | - | - | - | - |
| | (4,835) | (1) | - | (1) | (1) | (1) | (3) | (1) | - | (5) | (1) | (1) | (1) | (16) |
| TN Floods | | | | | | | | | | | | | | |
| 1909-TN | (559) | - | - | - | - | - | - | - | - | - | - | (1) | (1) | (2) |
| | (559) | - | - | - | - | - | - | - | - | - | - | (1) | (1) | (2) |
| 2011 Spring Tornadoes | | | | | | | | | | | | | | |
| 1971-AL | (700) | - | - | - | - | - | - | - | - | - | - | - | - | - |
| 1972-MS | (67) | - | - | - | - | - | - | - | - | - | - | - | - | - |
| 1973-GA | (44) | - | - | - | - | - | - | - | - | - | - | - | - | - |
| 1974-TN | (90) | - | - | - | - | - | - | - | - | - | - | - | - | - |
| 1975-AR | (104) | - | - | - | - | - | - | - | - | - | - | - | - | - |
| 1976-KY | (59) | - | - | - | - | - | - | - | - | - | - | - | - | - |
| 1980-MO | (510) | - | - | - | - | - | - | - | - | - | - | - | - | - |
| | (1,574) | - | - | - | - | - | - | - | - | - | - | - | - | - |
| Irene | | | | | | | | | | | | | | |
| 4017-PR | (143) | - | - | - | - | - | - | - | - | - | - | - | - | - |
| 4019-NC | (189) | - | - | - | - | - | - | - | - | - | - | - | - | - |
| 4020-NY | (889) | (6) | - | - | (1) | - | - | - | (1) | - | (17) | - | - | (25) |
| 4021-NJ | (398) | - | (1) | - | - | - | - | - | - | - | - | - | - | (1) |
| 4022-VT | (329) | - | - | - | - | - | - | - | - | (1) | (2) | (1) | (2) | (6) |
| 4023-CT | (75) | - | - | - | - | - | - | - | - | - | - | - | - | - |
| 4024-VA | (73) | - | - | - | - | - | - | - | - | - | - | - | - | - |
| 4025-PA | (99) | - | - | - | - | - | - | - | - | - | - | - | - | - |
| 4026-NH | (27) | - | - | - | - | - | - | - | - | - | - | - | - | - |
| 4027-RI | (11) | - | - | - | - | - | - | - | - | - | - | - | - | - |
| 4028-MA | (53) | - | - | - | - | - | - | - | - | - | - | - | (1) | (1) |
| 4032-ME | (3) | - | - | - | - | - | - | - | - | - | - | - | - | - |
| 4034-MD | (25) | - | - | - | - | - | - | - | - | - | - | - | - | - |
| 4036-DC | (4) | - | - | - | - | - | - | - | - | - | - | - | - | - |
| 4037-DE | (3) | - | - | - | - | - | - | - | - | - | - | - | - | - |
| | (2,321) | (6) | (1) | - | (1) | - | - | - | (1) | (1) | (19) | (1) | (3) | (33) |

APPENDIX B: DRF Funding Activity (By Catastrophic Disaster)

Disaster Relief Fund Monthly Detailed Obligations FY 2022
(\$ in millions)

| Event/DR | Cumulative Obligations Through FY 2021 | October | November | December | January | February | March | April | May | June | July | August | September | FY 2022 Total |
|----------------------------|--|------------|-------------|------------|-------------|-------------|-------------|-------------|-------------|-------------|-------------|-------------|-------------|---------------|
| | | Actual | Actual | Actual | Actual | Actual | Actual | Actual | Actual | Estimated | Estimated | Estimated | Estimated | |
| Lee | | | | | | | | | | | | | | |
| 4030-PA | (375) | - | - | - | - | - | - | - | - | - | - | - | - | - |
| 4031-NY | (417) | - | (1) | - | - | - | - | - | - | (9) | (5) | - | (1) | (16) |
| 4038-MD | (15) | - | - | - | - | - | - | - | - | - | - | - | - | - |
| 4039-NJ | (6) | - | - | - | - | - | - | - | - | - | - | - | - | - |
| 4041-LA | (7) | - | - | - | - | - | - | - | - | - | - | - | - | - |
| 4045-VA | (7) | - | - | - | - | - | - | - | - | - | - | - | - | - |
| | (827) | - | (1) | - | - | - | - | - | - | (9) | (5) | - | (1) | (16) |
| Isaac | | | | | | | | | | | | | | |
| 4080-LA | (695) | - | (6) | (2) | - | - | - | - | - | - | - | - | (3) | (11) |
| 4081-MS | (91) | - | - | - | - | - | - | - | - | - | - | - | - | - |
| 4082-AL | (10) | - | - | - | - | - | - | - | - | - | - | - | - | - |
| 4084-FL | (29) | - | - | - | - | - | - | - | - | - | - | - | - | - |
| | (825) | - | (6) | (2) | - | - | - | - | - | - | - | - | (3) | (11) |
| Sandy | | | | | | | | | | | | | | |
| 4085-NY | (18,259) | (8) | (5) | (2) | (43) | (3) | (69) | (76) | (13) | (1) | (4) | (11) | (1) | (236) |
| 4086-NJ | (3,391) | - | (3) | (4) | (1) | (1) | (8) | (2) | (2) | (3) | (49) | (13) | (4) | (90) |
| 4087-CT | (124) | - | - | - | - | - | - | - | - | - | - | - | - | - |
| 4089-RI | (19) | - | - | - | - | - | - | - | - | - | - | - | - | - |
| 4090-DE | (8) | - | - | - | - | - | - | - | - | - | - | - | - | - |
| 4091-MD | (48) | - | - | - | - | - | - | - | - | - | - | - | - | - |
| 4092-VA | (14) | - | - | - | - | - | - | - | - | - | - | - | - | - |
| 4093-WV | (23) | - | - | - | - | - | - | - | - | - | - | - | - | - |
| 4095-NH | (3) | - | - | - | - | - | - | - | - | - | - | - | - | - |
| 4096-DC | (3) | - | - | - | - | - | - | - | - | - | - | - | - | - |
| 4097-MA | (18) | - | - | - | - | - | - | - | - | - | - | - | - | - |
| 4098-OH | (24) | - | - | - | - | - | - | - | - | - | - | - | - | - |
| 4099-PA | (17) | - | - | - | - | - | - | - | - | - | - | - | - | - |
| | (21,951) | (8) | (8) | (6) | (44) | (4) | (77) | (78) | (15) | (4) | (53) | (24) | (5) | (326) |
| 2013 Colorado Flood | | | | | | | | | | | | | | |
| 4145-CO | (647) | - | - | - | - | - | (2) | (5) | - | - | - | - | (1) | (8) |
| | (647) | - | - | - | - | - | (2) | (5) | - | - | - | - | (1) | (8) |
| WV Floods 4273 | | | | | | | | | | | | | | |
| 4273-WV | (578) | - | - | (2) | - | (1) | (1) | (1) | (1) | (3) | (1) | (4) | (6) | (20) |
| | (578) | - | - | (2) | - | (1) | (1) | (1) | (1) | (3) | (1) | (4) | (6) | (20) |
| LA Floods 4277 | | | | | | | | | | | | | | |
| 4277-LA | (2,670) | (3) | (5) | (2) | (1) | (34) | (14) | (2) | - | (6) | (4) | (10) | (8) | (89) |
| | (2,670) | (3) | (5) | (2) | (1) | (34) | (14) | (2) | - | (6) | (4) | (10) | (8) | (89) |
| Matthew | | | | | | | | | | | | | | |
| 4283-FL | (493) | - | - | (6) | - | - | (2) | (1) | (1) | (2) | (3) | (9) | (13) | (37) |
| 4284-GA | (147) | - | - | - | - | - | - | - | - | - | (7) | (5) | - | (12) |
| 4285-NC | (665) | (2) | (1) | - | (2) | - | (3) | (1) | (1) | - | (2) | (3) | - | (15) |
| 4286-SC | (392) | - | - | (2) | - | - | (3) | (1) | (1) | - | - | - | - | (7) |
| 4291-VA | (40) | - | - | - | - | - | - | (1) | - | - | - | - | - | (1) |
| | (1,737) | (2) | (1) | (8) | (2) | - | (8) | (4) | (3) | (2) | (12) | (17) | (13) | (72) |
| CA Winter Storms | | | | | | | | | | | | | | |
| 4308-CA | (859) | (1) | (13) | (1) | (2) | (2) | (1) | (2) | - | (43) | - | - | (1) | (66) |
| | (859) | (1) | (13) | (1) | (2) | (2) | (1) | (2) | - | (43) | - | - | (1) | (66) |

APPENDIX B: DRF Funding Activity (By Catastrophic Disaster)

Disaster Relief Fund Monthly Detailed Obligations FY 2022
(\$ in millions)

| Event/DR | Cumulative Obligations Through FY 2021 | October | November | December | January | February | March | April | May | June | July | August | September | FY 2022 Total |
|-----------------------------------|--|--------------|--------------|--------------|----------------|--------------|--------------|--------------|--------------|--------------|--------------|----------------|----------------|----------------|
| | | Actual | Actual | Actual | Actual | Actual | Actual | Actual | Actual | Estimated | Estimated | Estimated | Estimated | |
| Harvey | | | | | | | | | | | | | | |
| 4332-TX | (7,885) | (10) | (9) | (34) | (7) | (21) | (16) | (5) | (17) | (13) | (15) | (98) | (10) | (255) |
| 4345-LA | (13) | - | - | (1) | - | - | - | - | - | - | - | - | - | (1) |
| | (7,898) | (10) | (9) | (35) | (7) | (21) | (16) | (5) | (17) | (13) | (15) | (98) | (10) | (256) |
| Irma | | | | | | | | | | | | | | |
| 4335-VI | (329) | (1) | - | (12) | - | - | - | - | - | - | - | - | (1) | (14) |
| 4336-PR | (75) | - | - | (1) | - | - | - | - | - | - | (3) | - | - | (4) |
| 4337-FL | (5,058) | (2) | (5) | (6) | (14) | (2) | (13) | (6) | (8) | (6) | (20) | (20) | (45) | (147) |
| 4338-GA | (196) | (2) | - | - | - | - | - | (3) | - | (3) | (2) | (4) | - | (14) |
| 4341-FL | (3) | - | - | - | - | - | - | - | - | - | - | - | - | - |
| 4346-SC | (46) | - | - | - | - | - | - | - | - | - | - | - | - | - |
| | (5,707) | (5) | (5) | (19) | (14) | (2) | (13) | (9) | (8) | (9) | (25) | (24) | (46) | (179) |
| Maria | | | | | | | | | | | | | | |
| 4339-PR | (35,154) | (101) | (115) | (380) | (740) | (311) | (290) | (178) | (387) | (157) | (581) | (650) | (504) | (4,394) |
| 4340-VI | (4,245) | (25) | (8) | (23) | (454) | (11) | (17) | (35) | (325) | (10) | (90) | (1,743) | (1,101) | (3,842) |
| | (39,399) | (126) | (123) | (403) | (1,194) | (322) | (307) | (213) | (712) | (167) | (671) | (2,393) | (1,605) | (8,236) |
| CA Wildfires 2017 | | | | | | | | | | | | | | |
| 4344-CA | (1,447) | (2) | (4) | - | (3) | (13) | (4) | (3) | (2) | (3) | (2) | - | (17) | (53) |
| | (1,447) | (2) | (4) | - | (3) | (13) | (4) | (3) | (2) | (3) | (2) | - | (17) | (53) |
| Florence | | | | | | | | | | | | | | |
| 4393-NC | (1,443) | (3) | (6) | (4) | (2) | (10) | (2) | (1) | (5) | (14) | (6) | (9) | (25) | (87) |
| 4394-SC | (246) | (3) | - | - | - | - | (1) | (1) | - | - | - | - | - | (5) |
| 4401-VA | (45) | - | - | - | - | (1) | - | (1) | - | - | - | - | - | (2) |
| | (1,734) | (6) | (6) | (4) | (2) | (11) | (3) | (3) | (5) | (14) | (6) | (9) | (25) | (94) |
| Michael | | | | | | | | | | | | | | |
| 4399-FL | (2,755) | (104) | (18) | (12) | (25) | (5) | (8) | (30) | (30) | (16) | (7) | (12) | (18) | (285) |
| 4400-GA | (328) | - | (1) | - | - | - | - | - | - | - | (2) | (5) | - | (8) |
| 4406-AL | (20) | - | (1) | (1) | (1) | - | (1) | - | - | - | (2) | - | - | (6) |
| 4411-VA | (41) | - | - | - | (1) | - | - | - | - | - | (1) | - | (1) | (3) |
| 4412 -NC | (27) | - | - | - | - | - | (1) | - | (1) | - | - | (1) | - | (3) |
| | (3,171) | (104) | (20) | (13) | (27) | (5) | (10) | (30) | (31) | (16) | (12) | (18) | (19) | (305) |
| Nebraska Winter Storm 2019 | | | | | | | | | | | | | | |
| 4420-NB | (569) | (1) | (73) | (7) | (2) | (1) | (1) | (22) | (14) | (3) | (29) | - | - | (153) |
| | (569) | (1) | (73) | (7) | (2) | (1) | (1) | (22) | (14) | (3) | (29) | - | - | (153) |
| Yutu | | | | | | | | | | | | | | |
| 4404-NMI | (791) | (1) | (9) | (2) | (10) | (7) | (16) | (8) | (2) | (9) | (3) | (6) | (7) | (80) |
| | (791) | (1) | (9) | (2) | (10) | (7) | (16) | (8) | (2) | (9) | (3) | (6) | (7) | (80) |
| CA Wildfires 2018 | | | | | | | | | | | | | | |
| 4407-CA | (1,808) | (1) | (3) | (4) | (1) | (11) | (1) | (16) | 3 | (9) | (1) | (2) | (13) | (59) |
| | (1,808) | (1) | (3) | (4) | (1) | (11) | (1) | (16) | 3 | (9) | (1) | (2) | (13) | (59) |
| PR Earthquakes 4473 | | | | | | | | | | | | | | |
| 4473-PR | (676) | (23) | (62) | (47) | (33) | (26) | (68) | (6) | (16) | (12) | (43) | (64) | (21) | (421) |
| | (676) | (23) | (62) | (47) | (33) | (26) | (68) | (6) | (16) | (12) | (43) | (64) | (21) | (421) |

APPENDIX B: DRF Funding Activity (By Catastrophic Disaster)

Disaster Relief Fund Monthly Detailed Obligations FY 2022
(\$ in millions)

| Event/DR | Cumulative Obligations Through FY 2021 | October | November | December | January | February | March | April | May | June | July | August | September | FY 2022 Total |
|-----------------|--|---------|----------|----------|---------|----------|--------|--------|--------|-----------|-----------|-----------|-----------|---------------|
| | | Actual | Actual | Actual | Actual | Actual | Actual | Actual | Actual | Estimated | Estimated | Estimated | Estimated | |
| COVID-19 | | | | | | | | | | | | | | |
| 4480-NY | (7,252) | (22) | (36) | (1,193) | (1,013) | (59) | (205) | (100) | (193) | (646) | (283) | (57) | (74) | (3,881) |
| 4481-WA | (1,864) | (47) | (6) | (12) | (18) | (3) | (19) | (14) | (8) | (4) | (4) | (25) | (170) | (330) |
| 4482-CA | (11,971) | (479) | (79) | (218) | (175) | (195) | (85) | (269) | (27) | (421) | (570) | (704) | (831) | (4,053) |
| 4483-IA | (458) | (14) | (3) | (8) | (2) | (3) | (9) | (3) | (6) | (15) | (4) | (7) | (21) | (95) |
| 4484-LA | (2,323) | (19) | (6) | (88) | (62) | (17) | (31) | (5) | (4) | (753) | (31) | (20) | (6) | (1,042) |
| 4485-TX | (15,549) | (33) | (98) | (2,401) | (67) | (28) | (266) | (56) | (78) | (120) | (67) | (5) | (121) | (3,340) |
| 4486-FL | (4,138) | (10) | (21) | (28) | (4) | (124) | (169) | (25) | (160) | (17) | (25) | (8) | (13) | (604) |
| 4487-NC | (1,312) | (17) | (52) | (109) | (30) | (49) | (75) | (94) | (86) | (23) | (9) | (2) | (37) | (583) |
| 4488-NJ | (2,998) | (29) | (49) | (112) | (72) | (246) | (153) | (131) | (58) | (32) | (61) | (16) | (1) | (960) |
| 4489-IL | (2,517) | (18) | (29) | (103) | (25) | (42) | (42) | (49) | (75) | (37) | (15) | (44) | (10) | (489) |
| 4490-MO | (807) | (9) | (11) | (33) | (50) | (18) | (20) | (24) | (19) | (4) | (57) | (1) | - | (246) |
| 4491-MD | (1,958) | (20) | (4) | (29) | (39) | (49) | (69) | (31) | (8) | (31) | (29) | (254) | (86) | (649) |
| 4492-SC | (749) | (43) | (4) | (2) | - | (72) | (19) | (6) | (66) | (24) | (10) | (15) | (12) | (273) |
| 4493-PR | (752) | (1) | (2) | (23) | (6) | (1) | (15) | - | (2) | (11) | (6) | - | (31) | (98) |
| 4494-MI | (2,613) | (2) | (8) | (46) | (68) | (9) | (17) | (15) | (8) | (4) | (69) | (85) | (92) | (423) |
| 4495-GU | (165) | (3) | (2) | (8) | (2) | (2) | (1) | - | - | (8) | (8) | (2) | (2) | (38) |
| 4496-MA | (2,262) | (20) | (42) | (61) | (40) | (24) | (62) | (44) | (69) | (38) | (61) | (48) | (82) | (591) |
| 4497-KY | (413) | (2) | (1) | (12) | (1) | (14) | (9) | (7) | (6) | - | (1) | (3) | (53) | (109) |
| 4498-CO | (1,642) | (1) | (172) | (39) | (301) | (9) | (137) | (5) | (10) | (25) | (15) | (1) | (40) | (755) |
| 4499-OR | (911) | (35) | (3) | (31) | (14) | (2) | (16) | (13) | (7) | (29) | (77) | (32) | (168) | (427) |
| 4500-CT | (705) | (68) | (15) | (11) | (34) | (9) | (35) | (79) | (15) | (38) | (1) | (9) | (24) | (338) |
| 4501-GA | (1,709) | (1) | (3) | (11) | (6) | (14) | (19) | (9) | (8) | - | (6) | (8) | (38) | (123) |
| 4502-DC | (532) | (14) | (14) | (16) | (15) | (44) | (43) | (60) | (51) | (28) | (67) | (1) | (3) | (356) |
| 4503-AL | (455) | (4) | - | - | (1) | (4) | (7) | (4) | (5) | - | (2) | - | (1) | (28) |
| 4504-KS | (268) | (5) | (8) | (163) | (6) | (8) | (5) | (5) | (2) | (11) | (3) | (22) | (40) | (278) |
| 4505-RI | (600) | (24) | (11) | (11) | (17) | (8) | (65) | (5) | (49) | (6) | (75) | (6) | (70) | (347) |
| 4506-PA | (2,684) | (7) | (25) | (61) | (43) | (50) | (61) | (42) | (23) | (30) | (23) | (180) | (212) | (757) |
| 4507-OH | (1,671) | (5) | (7) | (103) | (72) | (24) | (47) | (26) | (12) | (7) | (6) | (21) | (124) | (454) |
| 4508-MT | (137) | (2) | (4) | (8) | (5) | (1) | (1) | (2) | (1) | (2) | (6) | (5) | (9) | (46) |
| 4509-ND | (222) | (9) | (1) | (2) | (1) | (2) | (2) | (3) | (1) | (12) | (36) | (12) | (20) | (101) |
| 4510-HI | (664) | (11) | (1) | (2) | (72) | - | (2) | (1) | (1) | (44) | - | (14) | (1) | (149) |
| 4511-MP | (51) | (1) | - | (1) | (2) | - | (2) | - | - | - | - | (6) | (17) | (29) |
| 4512-VA | (1,260) | (27) | (7) | (26) | (47) | (11) | (12) | (18) | (46) | (15) | (44) | (66) | (151) | (470) |
| 4513-VI | (82) | (7) | (1) | (9) | (2) | (22) | (7) | - | - | (10) | (3) | (3) | (1) | (65) |
| 4514-TN | (853) | (6) | (52) | (21) | (4) | (5) | (18) | (6) | (8) | (12) | (2) | (9) | (21) | (164) |
| 4515-IN | (778) | (8) | (4) | (45) | (25) | (15) | (20) | (15) | (9) | (7) | (42) | - | (54) | (244) |
| 4516-NH | (305) | (1) | (1) | (8) | (7) | - | (1) | (1) | (1) | (4) | (10) | (1) | (2) | (37) |
| 4517-WV | (268) | (5) | (1) | (30) | (3) | - | (35) | (9) | (5) | (6) | - | (1) | - | (95) |
| 4518-AR | (198) | (64) | (11) | (7) | (9) | - | (9) | (18) | (4) | (6) | (5) | (2) | - | (135) |
| 4520-WI | (552) | (2) | (103) | (12) | (6) | (100) | (34) | (35) | (4) | (272) | (2) | (29) | (26) | (625) |
| 4521-NE | (301) | (2) | (28) | (4) | (1) | (33) | (7) | (7) | (5) | (3) | (3) | (42) | - | (135) |
| 4522-ME | (220) | (3) | (6) | (35) | (20) | (10) | (7) | (8) | (6) | (1) | (3) | (1) | (7) | (107) |
| 4523-NV | (691) | (1) | (1) | (48) | (32) | - | (17) | (2) | (3) | (9) | (1) | (16) | (3) | (133) |
| 4524-AZ | (1,496) | (1) | (2) | (23) | (20) | (5) | (35) | (3) | (4) | (7) | (6) | (186) | (36) | (328) |
| 4525-UT | (284) | (17) | (33) | (9) | (60) | (2) | (26) | (32) | (12) | (8) | - | (1) | - | (200) |
| 4526-DE | (187) | (8) | (1) | (14) | (14) | (89) | (8) | - | (13) | - | (4) | (3) | - | (154) |
| 4527-SD | (36) | (1) | (1) | (3) | - | (1) | (3) | (1) | (1) | (4) | (4) | (10) | (7) | (36) |
| 4528-MS | (716) | (10) | (3) | - | (1) | (1) | (42) | (17) | (5) | - | (6) | (3) | (13) | (101) |
| 4529-NM | (429) | (1) | (5) | (34) | (23) | (4) | (17) | (7) | (2) | - | (37) | (7) | (8) | (145) |
| 4530-OK | (404) | (2) | (3) | (15) | (7) | (1) | (8) | (6) | (3) | (1) | (6) | - | - | (52) |
| 4531-MN | (741) | (56) | (19) | (68) | (20) | (44) | (44) | (24) | (25) | (40) | (3) | (39) | (3) | (385) |
| 4532-VT | (381) | (3) | (1) | (22) | (7) | (7) | (30) | (9) | (11) | (2) | - | - | (2) | (94) |
| 4533-AK | (133) | (11) | (12) | (2) | - | (3) | (5) | (3) | (1) | (12) | (6) | (21) | (29) | (105) |
| 4534-ID | (151) | (27) | - | (7) | (31) | (26) | (15) | (80) | (2) | (5) | - | - | (1) | (194) |
| 4535-WY | (78) | (19) | - | (7) | (2) | - | - | - | (1) | (6) | (9) | (11) | (13) | (68) |
| 4537-AS | (5) | (1) | - | - | - | - | (9) | (2) | - | (1) | (2) | (2) | (1) | (18) |
| 4545-FL | (4) | - | - | - | - | - | - | - | - | - | - | - | - | - |
| 4582-AZ | (8) | (1) | (1) | (4) | (2) | (2) | (2) | - | - | - | - | - | - | (12) |

APPENDIX B: DRF Funding Activity (By Catastrophic Disaster)

Disaster Relief Fund Monthly Detailed Obligations FY 2022
(\$ in millions)

| Event/DR | Cumulative Obligations Through FY 2021 | October | November | December | January | February | March | April | May | June | July | August | September | FY 2022 Total |
|----------------------------------|--|-------------------|-------------------|-------------------|-------------------|-------------------|-------------------|-------------------|-------------------|-------------------|-------------------|-------------------|-------------------|--------------------|
| | | Actual | Actual | Actual | Actual | Actual | Actual | Actual | Actual | Estimated | Estimated | Estimated | Estimated | |
| 4591-TR | - | - | (2) | - | - | - | - | - | - | - | - | - | - | (2) |
| | (82,913) | (1,259) | (1,015) | (5,398) | (2,606) | (1,511) | (2,119) | (1,430) | (1,229) | (2,851) | (1,825) | (2,066) | (2,787) | (26,096) |
| California Wildfires 2020 | | | | | | | | | | | | | | |
| 4558-CA | (396) | - | (9) | (4) | (7) | (26) | (14) | (17) | (44) | (44) | (45) | (164) | (10) | (384) |
| | (396) | - | (9) | (4) | (7) | (26) | (14) | (17) | (44) | (44) | (45) | (164) | (10) | (384) |
| Laura | | | | | | | | | | | | | | |
| 4559-LA | (1,500) | (161) | (67) | (137) | (26) | (162) | (55) | (42) | (114) | (65) | (2) | (59) | (3) | (893) |
| 4572-TX | (4) | - | - | - | (33) | (2) | (10) | (2) | - | (10) | (8) | (3) | - | (68) |
| | (1,504) | (161) | (67) | (137) | (59) | (164) | (65) | (44) | (114) | (75) | (10) | (62) | (3) | (961) |
| Oregon Wildfires 2020 | | | | | | | | | | | | | | |
| 4562-OR | (438) | (26) | (21) | (57) | (9) | (32) | (4) | (4) | (8) | (4) | (80) | (18) | (4) | (267) |
| | (438) | (26) | (21) | (57) | (9) | (32) | (4) | (4) | (8) | (4) | (80) | (18) | (4) | (267) |
| Ida | | | | | | | | | | | | | | |
| 4611-LA | (1,415) | (730) | (256) | (196) | (136) | (588) | (144) | (307) | (142) | (98) | (394) | (58) | (130) | (3,179) |
| 4614-NJ | (110) | (139) | (39) | (29) | (7) | (18) | (9) | (29) | (15) | (9) | (8) | (5) | (2) | (309) |
| 4615-NY | (106) | (100) | (38) | (52) | (3) | (9) | (20) | (4) | (2) | (4) | (4) | (1) | - | (237) |
| 4618-PA | (15) | (36) | (56) | (37) | (13) | (11) | (6) | (4) | (7) | (5) | (6) | (14) | (12) | (207) |
| 4626-MS | | (10) | (2) | (5) | - | (2) | (8) | (5) | (8) | (1) | (6) | (3) | (3) | (53) |
| 4627-DE | | - | - | - | (1) | - | - | - | - | - | - | - | (1) | (2) |
| 4629-CT | | - | (8) | (5) | - | (1) | - | - | (1) | - | - | (1) | - | (16) |
| | (1,646) | (1,015) | (399) | (324) | (160) | (629) | (187) | (349) | (175) | (117) | (418) | (82) | (148) | (4,003) |
| TOTAL | \$ (241,793) | \$ (2,761) | \$ (1,893) | \$ (6,486) | \$ (4,186) | \$ (2,827) | \$ (2,942) | \$ (2,254) | \$ (2,401) | \$ (3,428) | \$ (3,311) | \$ (5,073) | \$ (4,818) | \$ (42,380) |

**APPENDIX C: Hurricanes Sandy, Harvey, Irma, and Maria and Disasters Declared Since August 1, 2017
(Actual Obligations by Program)**

Hurricanes Sandy, Harvey, Irma and Maria, COVID-19, and Disasters Declared Since August 1, 2017
FY 2022 Actuals/Estimated
as of May 31, 2022
(\$ in millions)

| | Cumulative Obligations Through FY 2021 ⁽¹⁾ | Actual 1st Qtr | Actual 2nd Qtr | Actual/Estimated 3rd Qtr | Estimated 4th Qtr | FY 2022 Totals | Totals Through FY 2022 |
|-----------------------|---|----------------|----------------|--------------------------|-------------------|----------------|------------------------|
| SANDY | | | | | | | |
| Public Assistance | \$ 16,833 | \$ 12 | \$ 76 | \$ 75 | \$ 78 | \$ 241 | \$ 17,074 |
| Individual Assistance | 1,601 | - | - | - | - | - | 1,601 |
| Mitigation | 1,620 | 1 | 44 | 12 | 2 | 59 | 1,679 |
| Operations | 318 | - | - | - | - | - | 318 |
| Administrative | 1,579 | 9 | 5 | 10 | 2 | 26 | 1,605 |
| Total | \$ 21,951 | \$ 22 | \$ 125 | \$ 97 | \$ 82 | \$ 326 | \$ 22,277 |

| | Cumulative Obligations Through FY 2021 ⁽¹⁾ | Actual 1st Qtr | Actual 2nd Qtr | Actual/Estimated 3rd Qtr | Estimated 4th Qtr | FY 2022 Totals | Totals Through FY 2022 |
|-----------------------|---|----------------|----------------|--------------------------|-------------------|----------------|------------------------|
| HARVEY | | | | | | | |
| Public Assistance | \$ 2,825 | \$ 23 | \$ 26 | \$ 19 | \$ 30 | \$ 98 | \$ 2,923 |
| Individual Assistance | 2,818 | - | - | - | - | - | 2,818 |
| Mitigation | 315 | 7 | 10 | - | 87 | 104 | 419 |
| Operations | 184 | - | - | - | - | - | 184 |
| Administrative | 1,756 | 24 | 8 | 16 | 6 | 54 | 1,810 |
| Total | \$ 7,898 | \$ 54 | \$ 44 | \$ 35 | \$ 123 | \$ 256 | \$ 8,154 |

| | Cumulative Obligations Through FY 2021 ⁽¹⁾ | Actual 1st Qtr | Actual 2nd Qtr | Actual/Estimated 3rd Qtr | Estimated 4th Qtr | FY 2022 Totals | Totals Through FY 2022 |
|-----------------------|---|----------------|----------------|--------------------------|-------------------|----------------|------------------------|
| IRMA | | | | | | | |
| Public Assistance | \$ 2,662 | \$ 13 | \$ 8 | \$ 10 | \$ 62 | \$ 93 | \$ 2,755 |
| Individual Assistance | 1,312 | - | - | - | - | - | 1,312 |
| Mitigation | 315 | 4 | 17 | 12 | 24 | 57 | 372 |
| Operations | 249 | - | - | - | - | - | 249 |
| Administrative | 1,169 | 12 | 4 | 4 | 9 | 29 | 1,198 |
| Total | \$ 5,707 | \$ 29 | \$ 29 | \$ 26 | \$ 95 | \$ 179 | \$ 5,886 |

| | Cumulative Obligations Through FY 2021 ⁽¹⁾ | Actual 1st Qtr | Actual 2nd Qtr | Actual/Estimated 3rd Qtr | Estimated 4th Qtr | FY 2022 Totals | Totals Through FY 2022 |
|-----------------------|---|----------------|-----------------|--------------------------|-------------------|-----------------|------------------------|
| MARIA | | | | | | | |
| Public Assistance | \$ 28,612 | \$ 547 | \$ 1,772 | \$ 982 | \$ 4,500 | \$ 7,801 | \$ 36,413 |
| Individual Assistance | 2,443 | - | - | - | - | - | 2,443 |
| Mitigation | 191 | 24 | 9 | 60 | 86 | 179 | 370 |
| Operations | 4,339 | 1 | - | - | - | 1 | 4,340 |
| Administrative | 3,814 | 80 | 42 | 50 | 83 | 255 | 4,069 |
| Total | \$ 39,399 | \$ 652 | \$ 1,823 | \$ 1,092 | \$ 4,669 | \$ 8,236 | \$ 47,635 |

| | Cumulative Obligations Through FY 2021 ⁽¹⁾ | Actual 1st Qtr | Actual 2nd Qtr | Actual/Estimated 3rd Qtr | Estimated 4th Qtr | FY 2022 Totals | Totals Through FY 2022 |
|-----------------------|---|-----------------|-----------------|--------------------------|-------------------|------------------|------------------------|
| COVID-19 | | | | | | | |
| Public Assistance | \$ 32,526 | \$ 6,741 | \$ 4,735 | \$ 4,864 | \$ 6,577 | \$ 22,917 | \$ 55,443 |
| Individual Assistance | 42,588 | 263 | 122 | 427 | - | 812 | 43,400 |
| Mitigation | | 5 | 415 | 11 | 19 | 450 | 450 |
| Operations | 6,993 | 585 | 758 | 56 | - | 1,399 | 8,392 |
| Administrative | 806 | 78 | 206 | 152 | 82 | 518 | 1,324 |
| Total | \$ 82,913 | \$ 7,672 | \$ 6,236 | \$ 5,510 | \$ 6,678 | \$ 26,096 | \$ 109,009 |

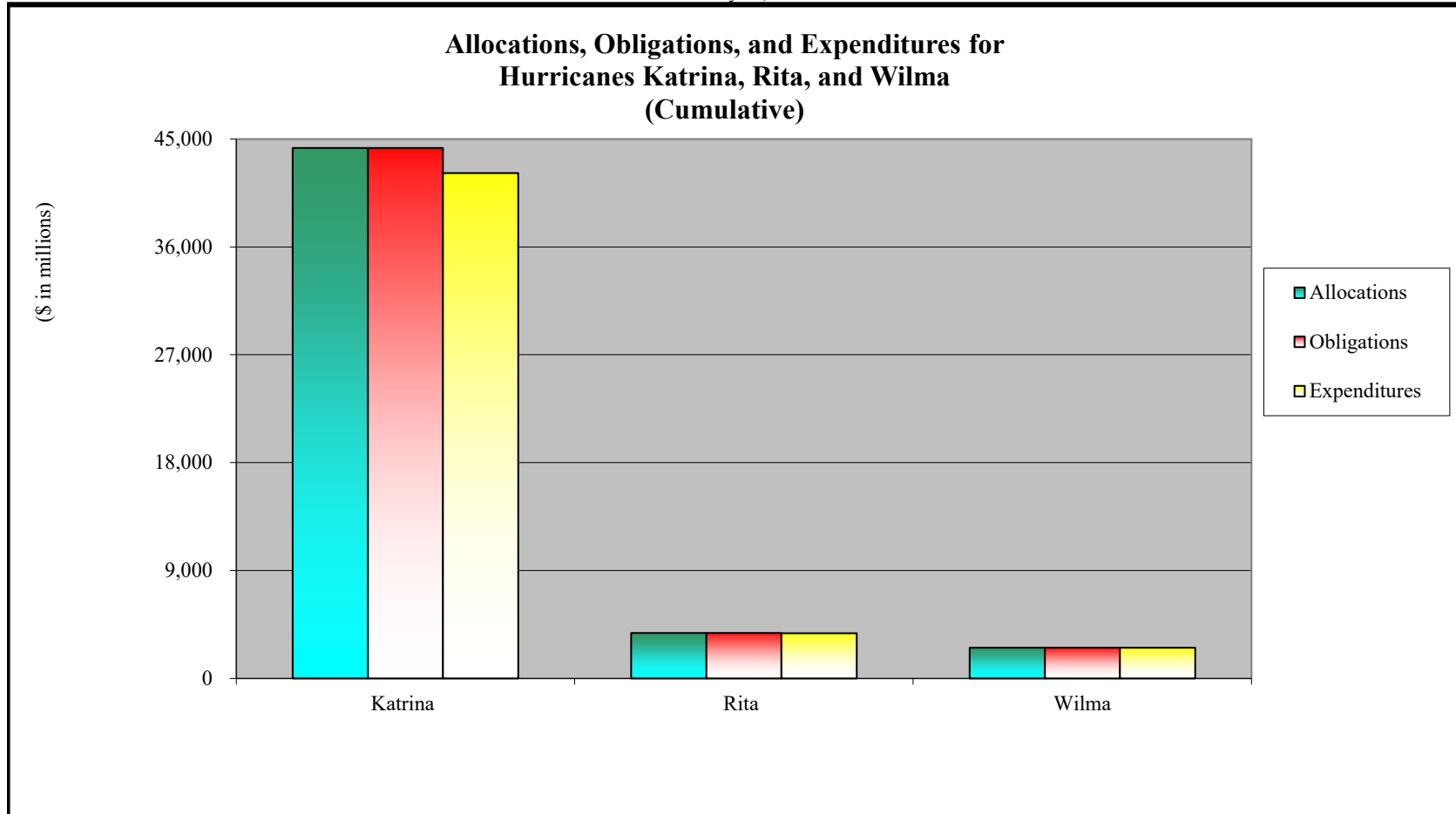
| | Cumulative Obligations Through FY 2021 ⁽¹⁾ | Actual 1st Qtr | Actual 2nd Qtr | Actual/Estimated 3rd Qtr | Estimated 4th Qtr | FY 2022 Totals | Totals Through FY 2022 |
|---|---|------------------|------------------|--------------------------|-------------------|------------------|------------------------|
| Disasters Declared Since 8/1/2017 ⁽²⁾ | | | | | | | |
| Public Assistance | \$ 76,381 | \$ 9,735 | \$ 7,876 | \$ 7,408 | \$ 13,180 | \$ 38,199 | \$ 114,580 |
| Individual Assistance | 1,446 | 1,940 | 1,019 | 646 | 204 | 3,809 | 5,255 |
| Mitigation | 49,846 | 108 | 134 | 251 | 501 | 994 | 50,840 |
| Operations | 13,273 | 755 | 866 | (4) | (2) | 1,615 | 14,888 |
| Administrative | 11,544 | 780 | 642 | 504 | 318 | 2,244 | 13,788 |
| Total | \$ 152,490 | \$ 13,318 | \$ 10,537 | \$ 8,805 | \$ 14,201 | \$ 46,861 | \$ 199,351 |

(1) Adjusted for recoveries that occur in FY 2022 against prior-year obligations.

(2) Per section 1224 of DRRRA (P.L. 115-254).

APPENDIX D: ALLOCATIONS, OBLIGATIONS, AND EXPENDITURES

as of May 31, 2022



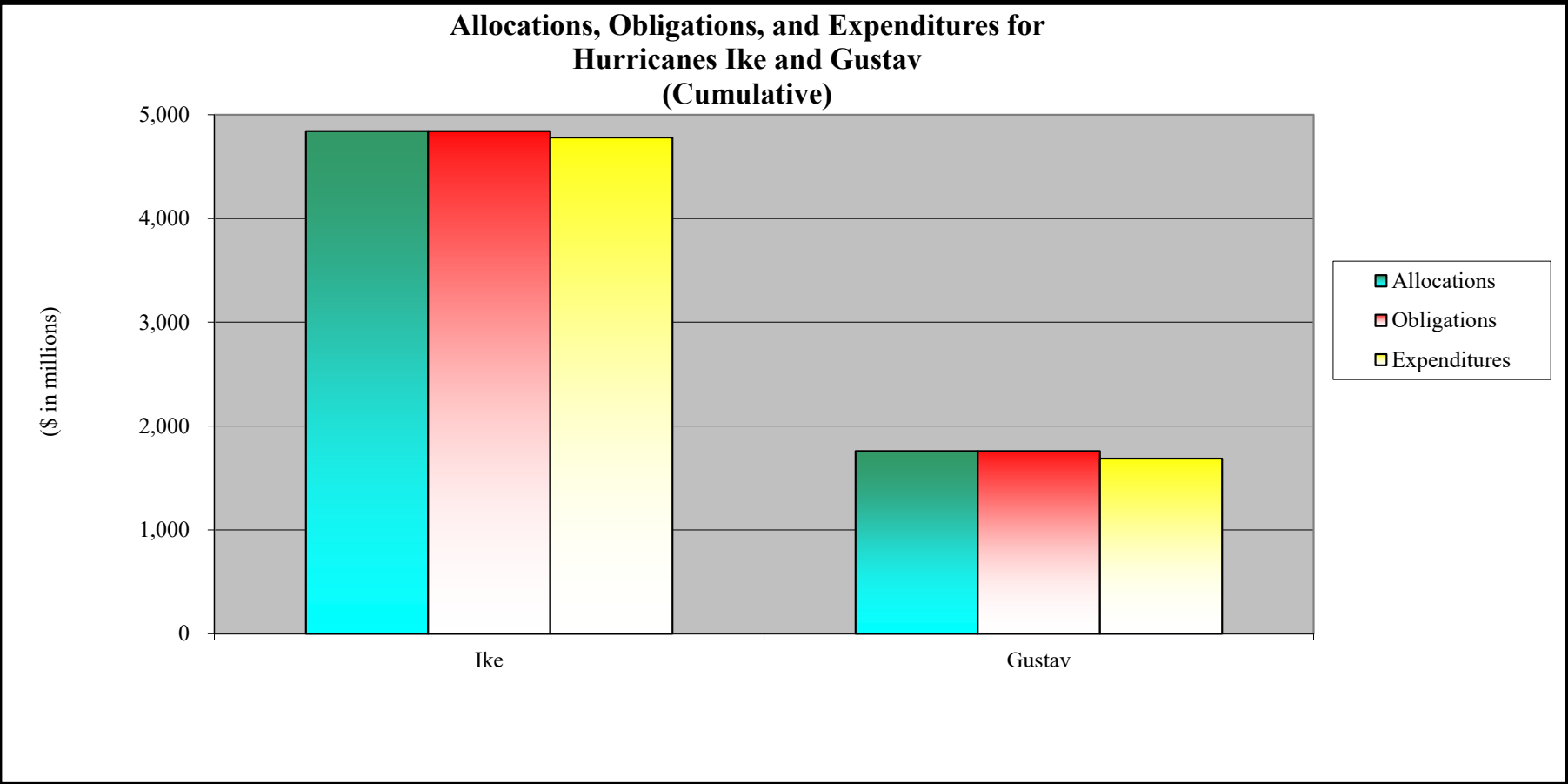
| | Katrina | Rita | Wilma | Total |
|---------------------|-----------|----------|----------|-----------|
| Allocations | \$ 44,256 | \$ 3,797 | \$ 2,567 | \$ 50,620 |
| Obligations | 44,255 | 3,797 | 2,567 | 50,619 |
| Expenditures | \$ 42,165 | \$ 3,756 | \$ 2,563 | \$ 48,484 |

Source of financial information is IFMIS.

Total obligations include prior-year deobligations.

APPENDIX D: ALLOCATIONS, OBLIGATIONS, AND EXPENDITURES

as of May 31, 2022

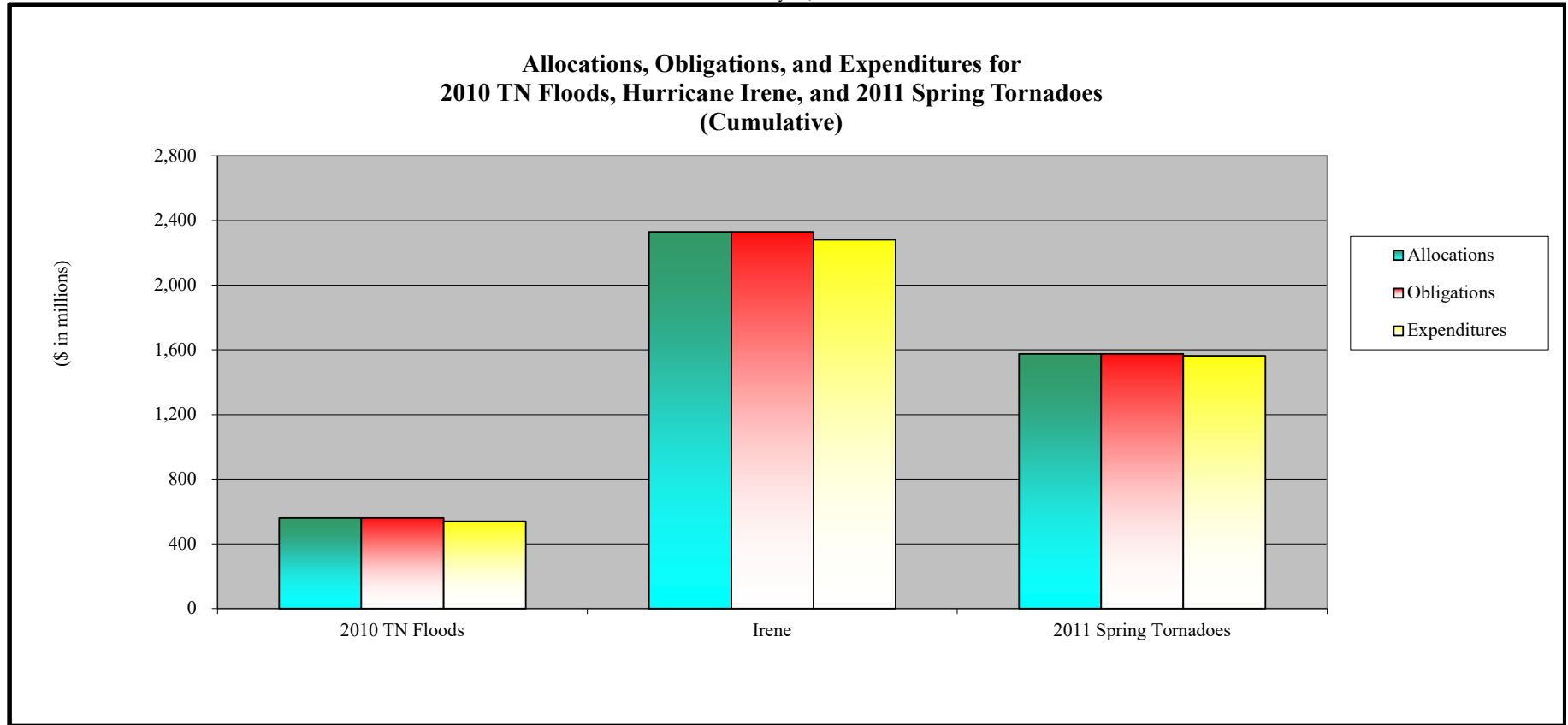


| | Ike | Gustav | Total |
|---------------------|----------|----------|----------|
| Allocations | \$ 4,843 | \$ 1,759 | \$ 6,602 |
| Obligations | 4,843 | 1,759 | 6,602 |
| Expenditures | \$ 4,781 | \$ 1,688 | \$ 6,469 |

Source of financial information is IFMIS.
 Total obligations include prior-year deobligations.

APPENDIX D: ALLOCATIONS, OBLIGATIONS, AND EXPENDITURES

as of May 31, 2022



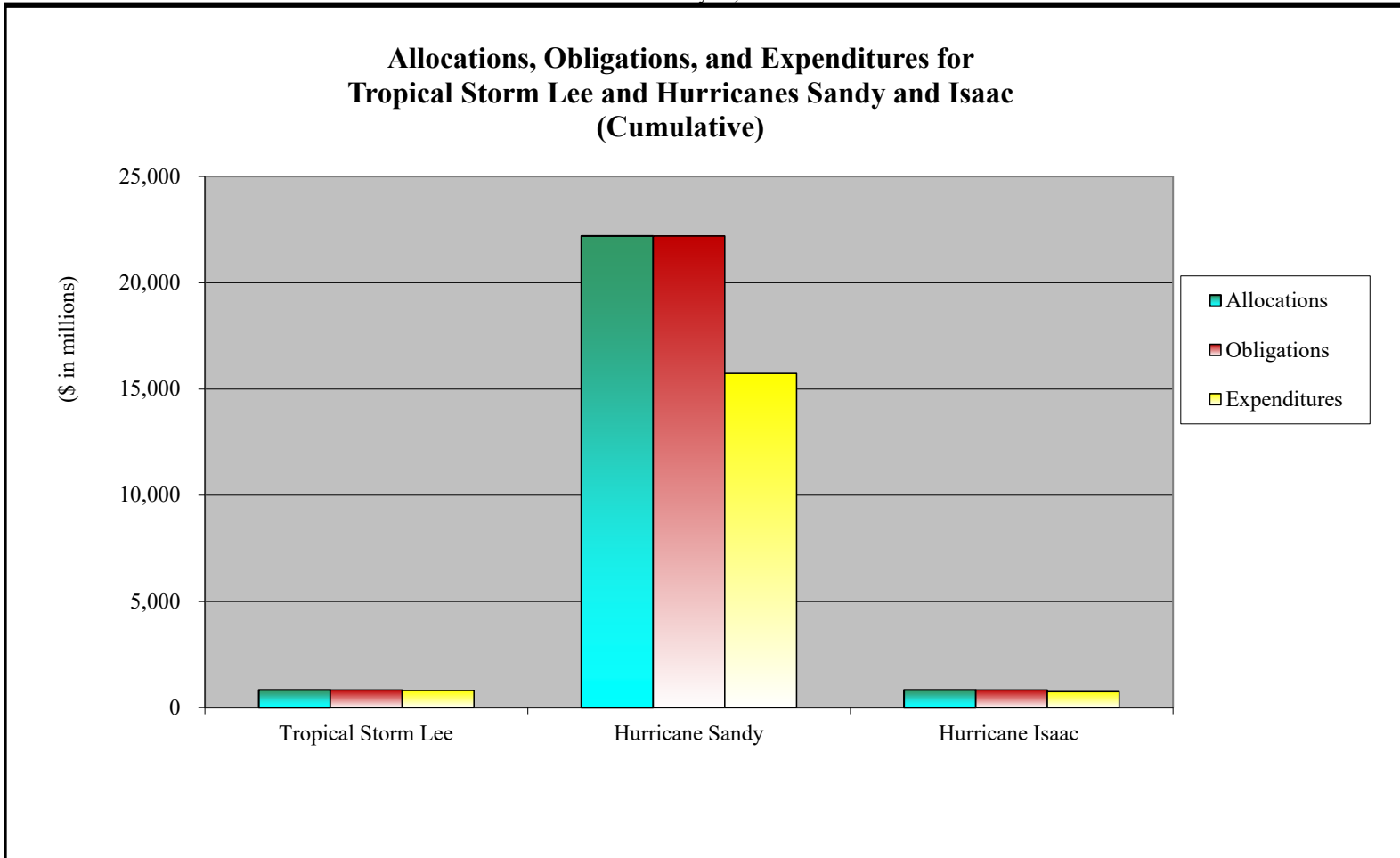
| | 2010 TN Floods | | Irene | | 2011 Spring Tornadoes | | Total | |
|---------------------|----------------|-----|-------|-------|-----------------------|-------|-------|-------|
| Allocations | \$ | 559 | \$ | 2,330 | \$ | 1,574 | \$ | 4,463 |
| Obligations | | 559 | | 2,330 | | 1,574 | | 4,463 |
| Expenditures | \$ | 540 | \$ | 2,280 | \$ | 1,563 | \$ | 4,383 |

Source of financial information is IFMIS.

Total obligations include prior-year deobligations.

APPENDIX D: ALLOCATIONS, OBLIGATIONS, AND EXPENDITURES

as of May 31, 2022



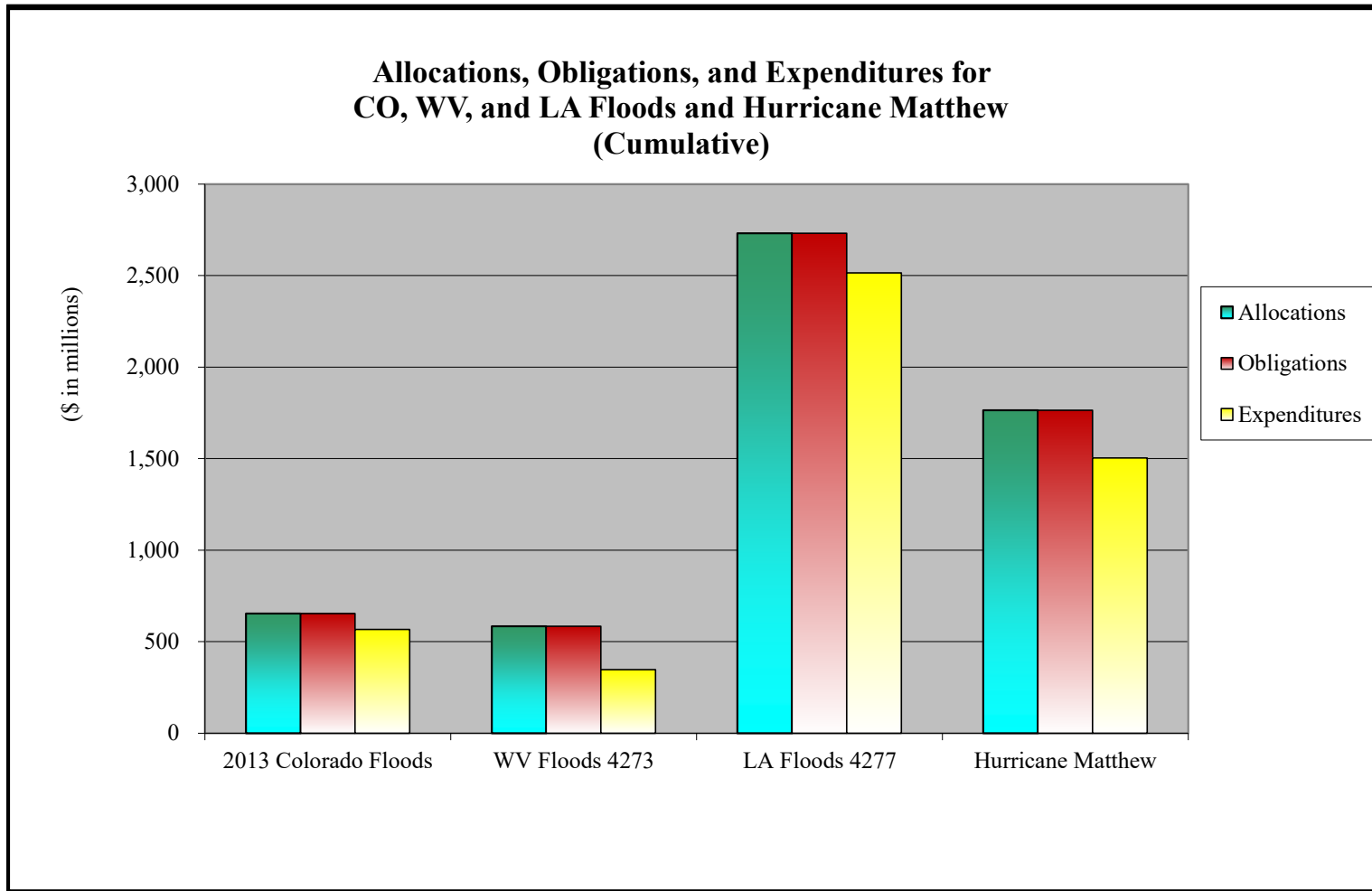
| | Tropical Storm Lee | Hurricane Sandy | Hurricane Isaac | Total |
|---------------------|--------------------|-----------------|-----------------|-----------|
| Allocations | \$ 828 | \$ 22,191 | \$ 833 | \$ 23,852 |
| Obligations | 828 | 22,191 | 833 | 23,852 |
| Expenditures | \$ 812 | \$ 15,731 | \$ 756 | \$ 17,299 |

Source of financial information is IFMIS.

Total obligations include prior-year deobligations.

APPENDIX D: ALLOCATIONS, OBLIGATIONS, AND EXPENDITURES

as of May 31, 2022



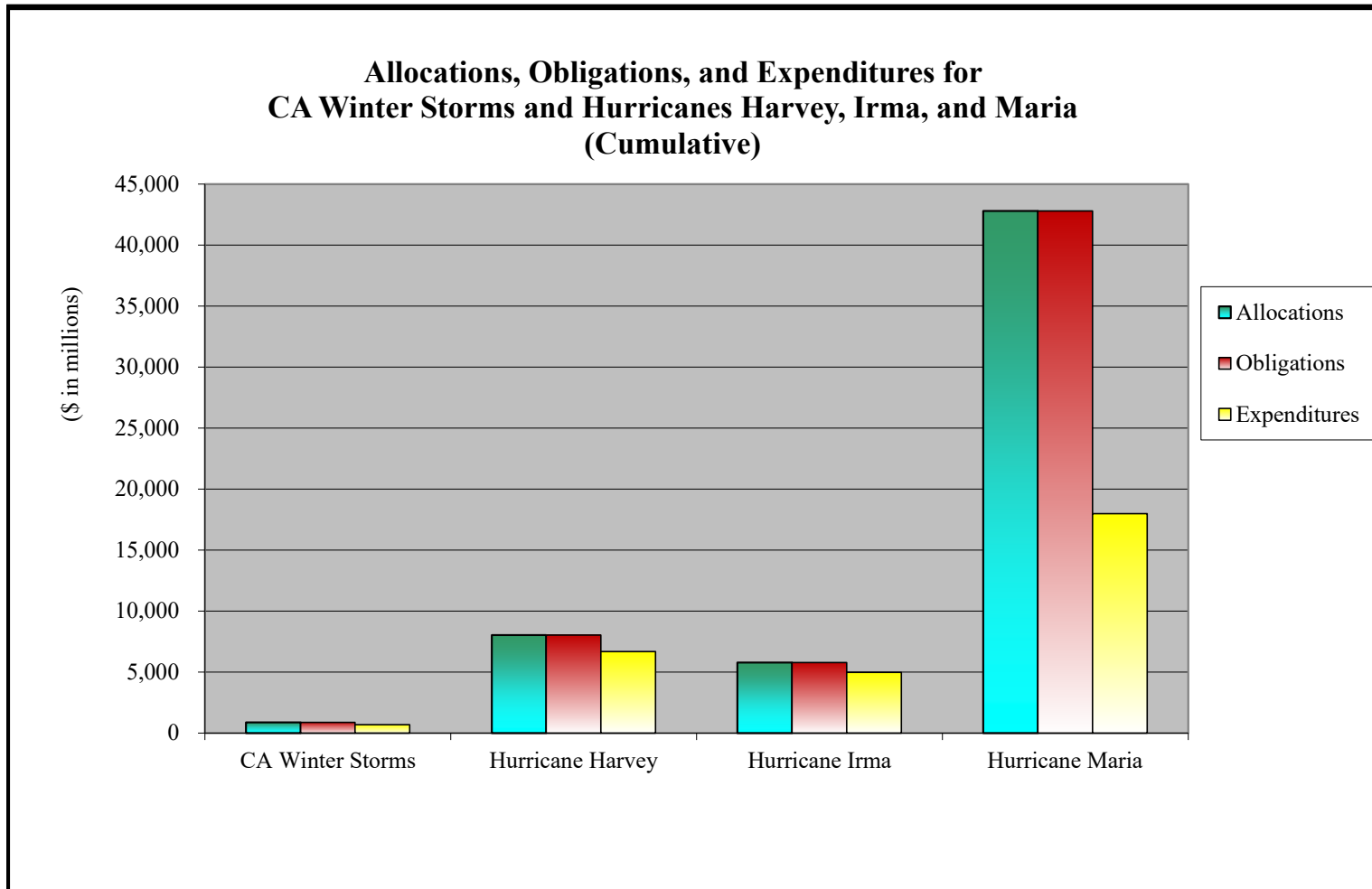
| | 2013 Colorado Floods | WV Floods 4273 | LA Floods 4277 | Hurricane Matthew | Total |
|---------------------|----------------------|----------------|----------------|-------------------|----------|
| Allocations | \$ 654 | \$ 584 | \$ 2,731 | \$ 1,765 | \$ 5,734 |
| Obligations | 654 | 584 | 2,731 | 1,765 | 5,734 |
| Expenditures | \$ 567 | \$ 347 | \$ 2,515 | \$ 1,503 | \$ 4,932 |

Source of financial information is IFMIS.

Total obligations include prior-year deobligations.

APPENDIX D: ALLOCATIONS, OBLIGATIONS, AND EXPENDITURES

as of May 31, 2022



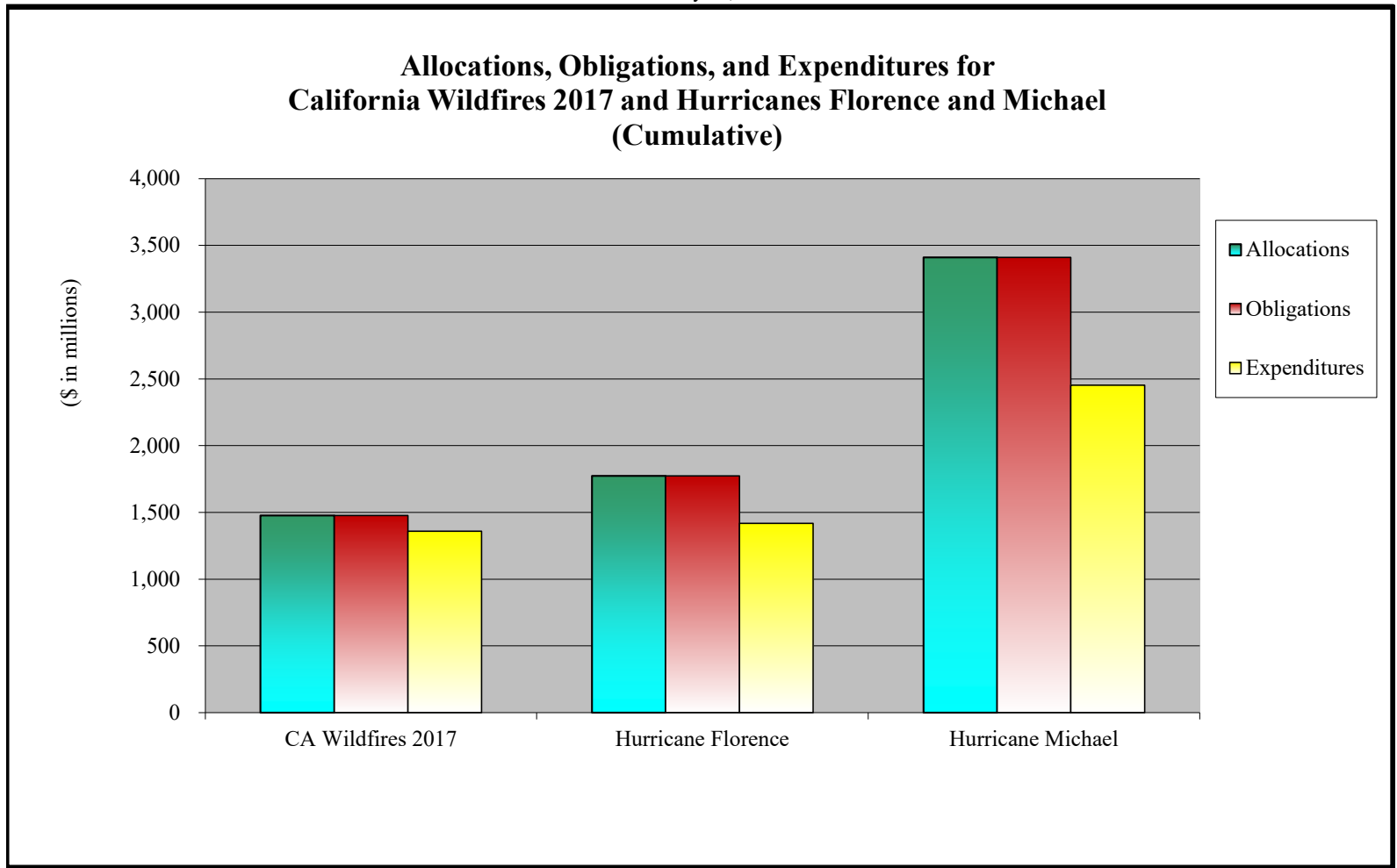
| | CA Winter Storms | Hurricane Harvey | Hurricane Irma | Hurricane Maria | Total |
|---------------------|------------------|------------------|----------------|-----------------|-----------|
| Allocations | \$ 881 | \$ 8,021 | \$ 5,782 | \$ 42,801 | \$ 57,485 |
| Obligations | 881 | 8,018 | 5,782 | 42,799 | 57,480 |
| Expenditures | \$ 681 | \$ 6,686 | \$ 4,969 | \$ 17,986 | \$ 30,322 |

Source of financial information is IFMIS.

Total obligations include prior-year deobligations.

APPENDIX D: ALLOCATIONS, OBLIGATIONS, AND EXPENDITURES

as of May 31, 2022



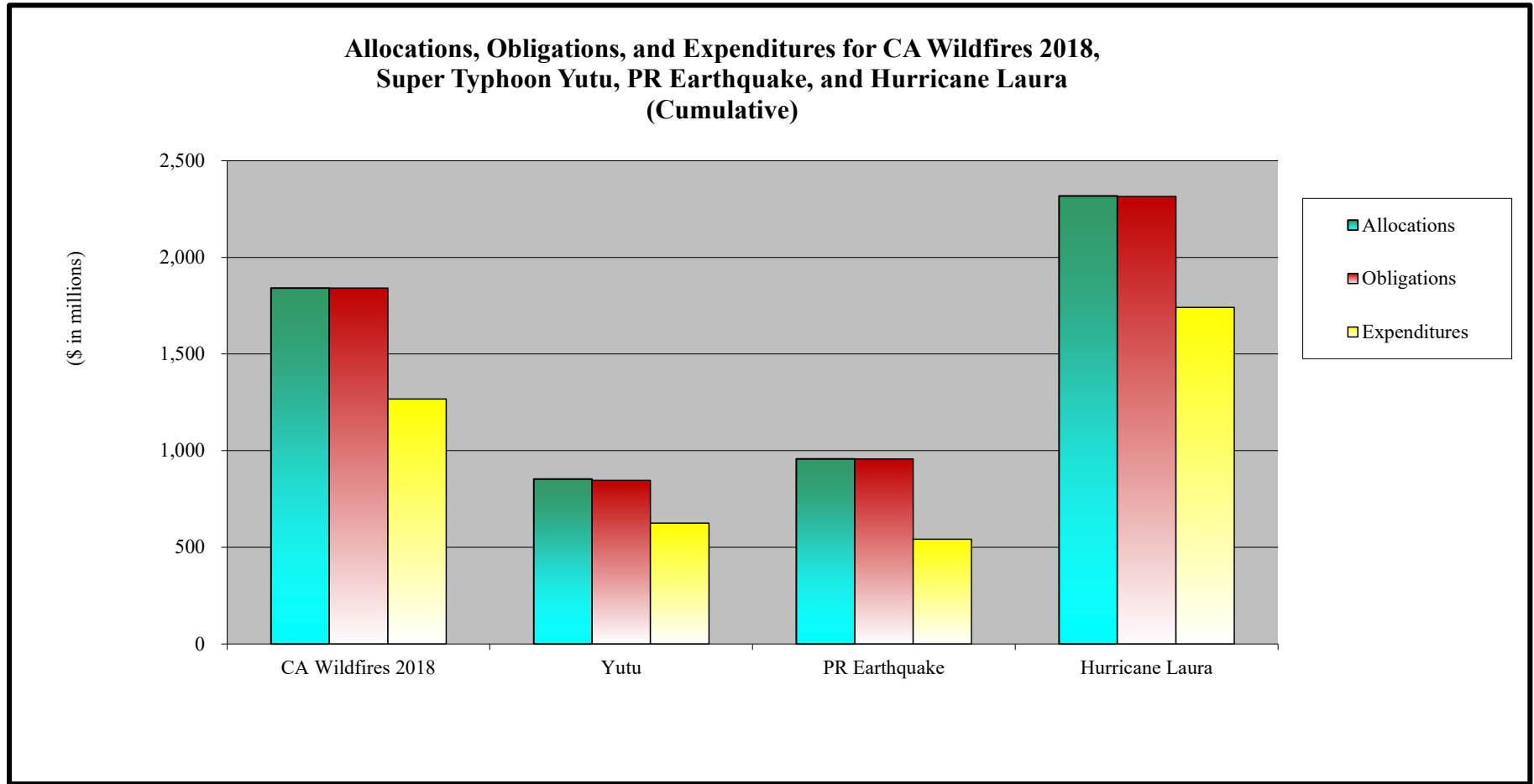
| | CA Wildfires 2017 | Hurricane Florence | Hurricane Michael | Total |
|---------------------|-------------------|--------------------|-------------------|----------|
| Allocations | \$ 1,478 | \$ 1,774 | \$ 3,411 | \$ 6,663 |
| Obligations | 1,478 | 1,774 | 3,411 | 6,663 |
| Expenditures | \$ 1,360 | \$ 1,419 | \$ 2,454 | \$ 5,233 |

Source of financial information is IFMIS.

Total obligations include prior-year deobligations.

APPENDIX D: ALLOCATIONS, OBLIGATIONS, AND EXPENDITURES

as of May 31, 2022



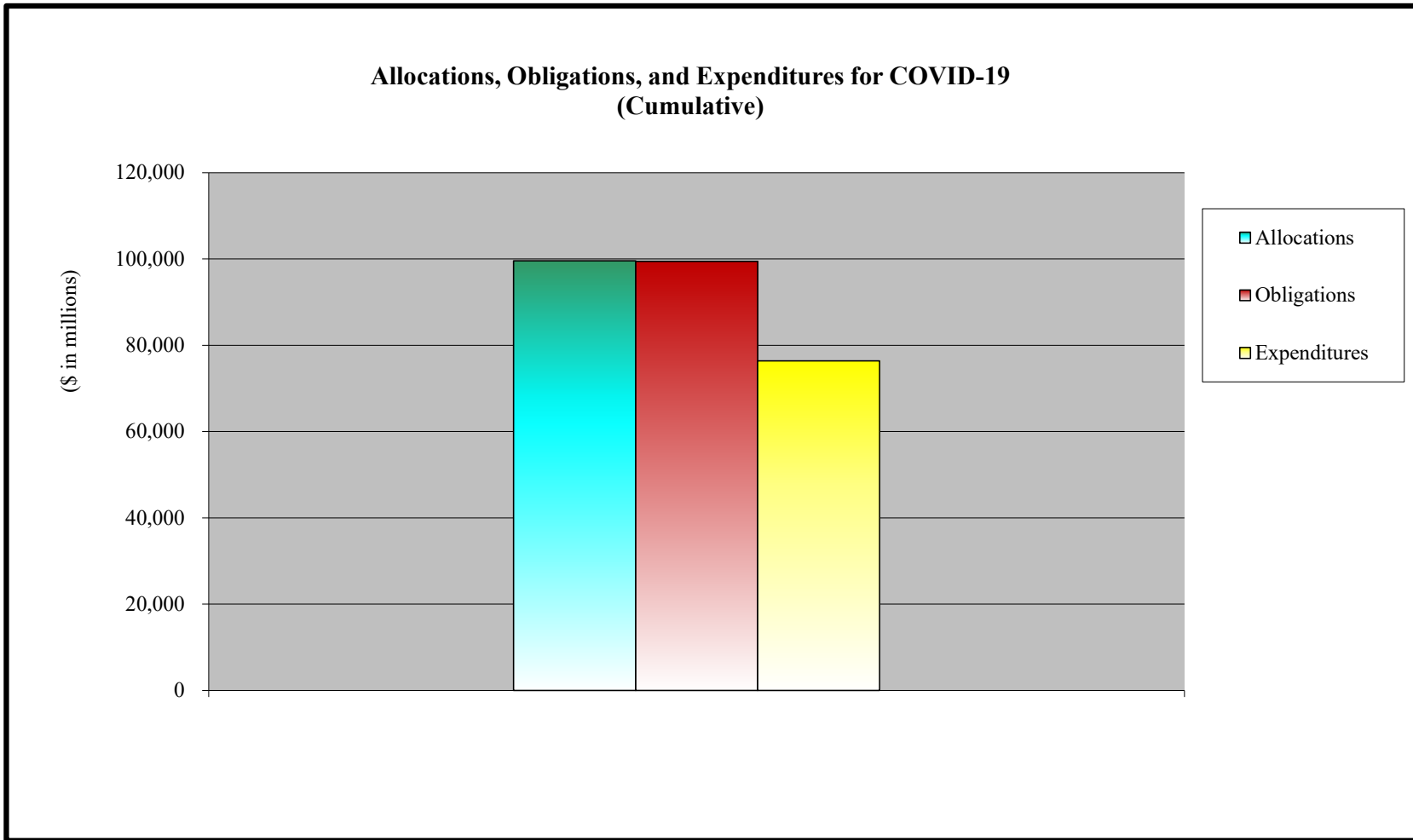
| | CA Wildfires 2018 | Yutu | PR Earthquake | Hurricane Laura | Total |
|---------------------|-------------------|--------|---------------|-----------------|----------|
| Allocations | \$ 1,842 | \$ 853 | \$ 957 | \$ 2,318 | \$ 5,970 |
| Obligations | 1,842 | 846 | 957 | 2,315 | 5,960 |
| Expenditures | \$ 1,268 | \$ 625 | \$ 542 | \$ 1,741 | \$ 4,176 |

Source of financial information is IFMIS.

Total obligations include prior-year deobligations.

APPENDIX D: ALLOCATIONS, OBLIGATIONS, AND EXPENDITURES

as of May 31, 2022



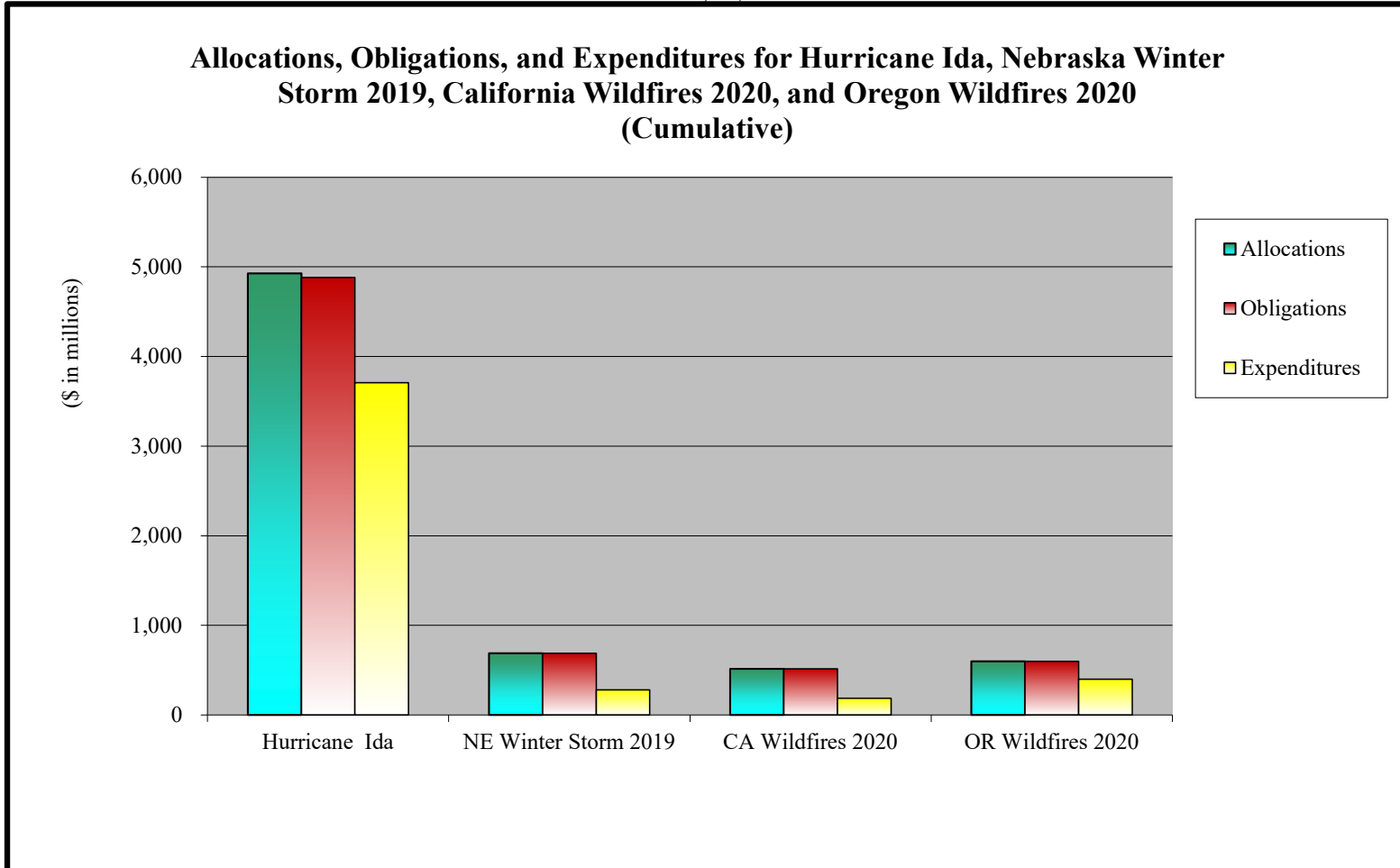
| | COVID-19 | |
|---------------------|----------|---------------|
| Allocations | \$ | 99,564 |
| Obligations | \$ | 99,480 |
| Expenditures | \$ | 76,386 |

Source of financial information is IFMIS.

Total obligations include prior-year deobligations.

APPENDIX D: ALLOCATIONS, OBLIGATIONS, AND EXPENDITURES

as of May 31, 2022



| | Hurricane Ida | NE Winter Storm 2019 | CA Wildfires 2020 | OR Wildfires 2020 | Total |
|---------------------|---------------|----------------------|-------------------|-------------------|----------|
| Allocations | \$ 4,930 | \$ 690 | \$ 518 | \$ 600 | \$ 6,738 |
| Obligations | 4,884 | 690 | 517 | 599 | 6,690 |
| Expenditures | \$ 3,710 | \$ 282 | \$ 187 | \$ 399 | \$ 4,578 |

Source of financial information is IFMIS.

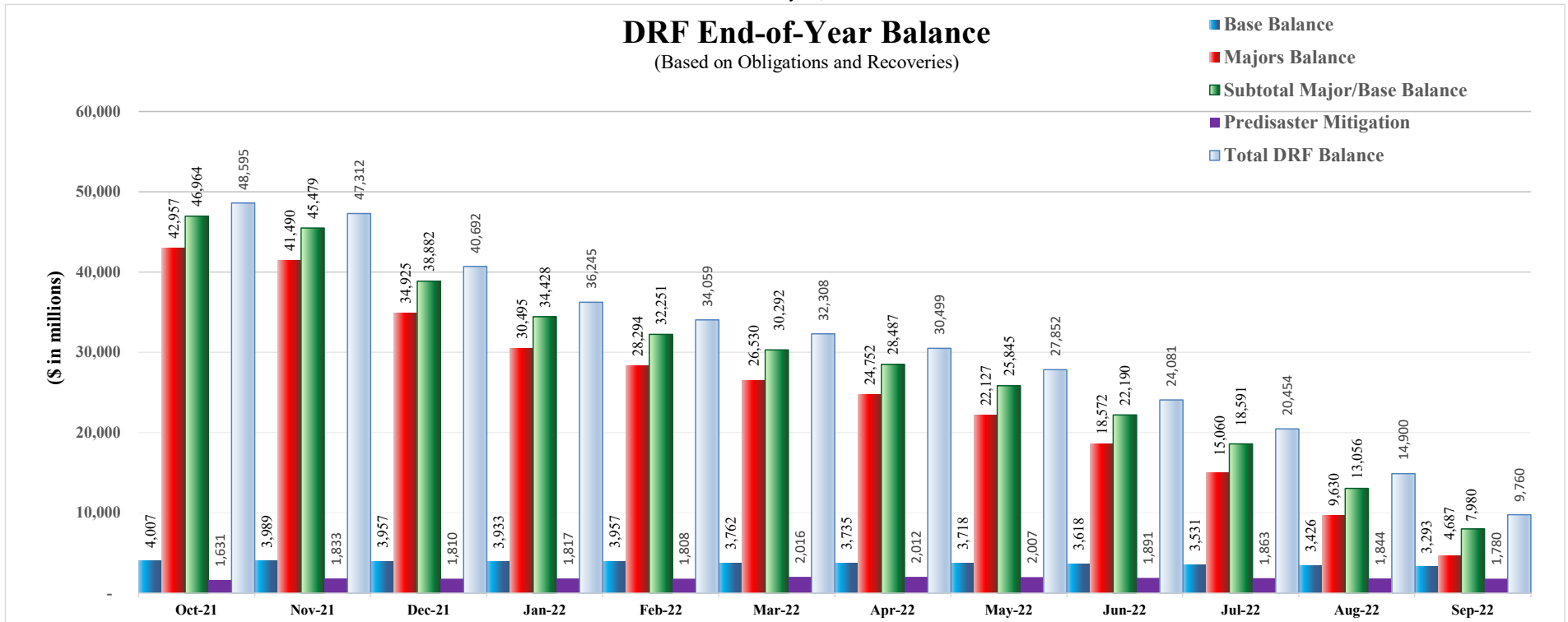
Total obligations include prior-year deobligations.

APPENDIX E: Fund Exhaustion Date

as of May 31, 2022

DRF End-of-Year Balance

(Based on Obligations and Recoveries)



| DRF End-of-Month Balance | Oct-21 | Nov-21 | Dec-21 | Jan-22 | Feb-22 | Mar-22 | Apr-22 | May-22 | Jun-22 | Jul-22 | Aug-22 | Sep-22 |
|-----------------------------|-----------|-----------|-----------|-----------|-----------|-----------|-----------|-----------|-----------|-----------|-----------|----------|
| Base Balance | \$ 4,007 | \$ 3,989 | \$ 3,957 | \$ 3,933 | \$ 3,957 | \$ 3,762 | \$ 3,735 | \$ 3,718 | \$ 3,618 | \$ 3,531 | \$ 3,426 | \$ 3,293 |
| Majors Balance | 42,957 | 41,490 | 34,925 | 30,495 | 28,294 | 26,530 | 24,752 | 22,127 | 18,572 | 15,060 | 9,630 | 4,687 |
| Subtotal Major/Base Balance | 46,964 | 45,479 | 38,882 | 34,428 | 32,251 | 30,292 | 28,487 | 25,845 | 22,190 | 18,591 | 13,056 | 7,980 |
| Predisaster Mitigation | 1,631 | 1,833 | 1,810 | 1,817 | 1,808 | 2,016 | 2,012 | 2,007 | 1,891 | 1,863 | 1,844 | 1,780 |
| Total DRF Balance | \$ 48,595 | \$ 47,312 | \$ 40,692 | \$ 36,245 | \$ 34,059 | \$ 32,308 | \$ 30,499 | \$ 27,852 | \$ 24,081 | \$ 20,454 | \$ 14,900 | \$ 9,760 |

FY 2022 DRF Bridge Table

| Event | FY 2022 Total Obligations (\$ in millions) | | | | | Changes from Baseline | | Month-to-Month Change |
|--|--|----------------------------|-----------------------------|----------------------|-------------------------|---|---|-----------------------|
| | Baseline | Current Month as of Jun-22 | Previous Month as of May-22 | Change from Baseline | Change from Prior Month | Cause/Reason | Cause/Reason | |
| DRF Base Activities | | | | | | | | |
| Emergencies | \$ 108 | \$ 108 | \$ 108 | \$ - | \$ - | No adjustments at this time. | No adjustments at this time. | |
| Fire Management | 206 | 206 | 206 | - | - | No adjustments at this time. | No adjustments at this time. | |
| Surge | 148 | 148 | 148 | - | - | No adjustments at this time. | No adjustments at this time. | |
| Disaster Support & Other Activities Total | 408 | 424 | 424 | 16 | - | \$9M for facility lease recompile for the FEMA Denton TX Recovery Service Center; \$7M to support FEMA's Office of Environmental Planning and Historic Preservation (OEHP) efficiency for disaster grants. | No adjustments at this time. | |
| DRS | 378 | 394 | 394 | 16 | - | | | |
| Other Activities | 30 | 30 | 30 | - | - | | | |
| Base Subtotal | 870 | 886 | 886 | 16 | - | | | |
| DRF DR Activities | | | | | | | | |
| Average Monthly Major DR Activity (Non-Cat.) | 2,538 | 3,497 | 3,497 | 959 | - | \$959M net increase to non-catastrophic average for FY 2022 Continuing Appropriations Act federal cost share adjustment. | No adjustments at this time. | |
| Katrina Rita Wilma | 141 | 162 | 163 | 21 | (1) | Public Assistance: \$19M net increase in 1603 LA due to new project cost versions and closeout cost overruns; (\$1M) net decrease in 1604 MS due to delayed management costs projects. Hazard Mitigation: \$2M net increase due to technical adjustment and closeout overrun for a road elevation project in 1603 LA. Administration: \$1M net increase due to extension of a technical assistance contract in 1603 LA. | Other Activity: (\$1M). | |
| Gustav | 14 | 12 | 12 | (2) | - | Public Assistance: \$3M net increase due to new project cost versions of management cost project in 1786 LA. Hazard Mitigation: (\$5M) net decrease due to delays in completion of phased drainage projects in 1786 LA. | No adjustments at this time. | |
| Ike | 4 | 16 | 15 | 12 | 1 | Public Assistance: \$9M net increase in 1791 TX due to new project cost versions, appeal determinations, and closeout overruns; \$2M net increase in 1792 LA due to additional direct administrative cost requests and new project cost versions. Administration: \$1M net increase due to technical assistance contact extension in 1791 TX. | Public Assistance: \$1M increase in 1791 TX due to new cost version for a dock berthing project. | |
| TN Floods | 2 | 2 | 2 | - | - | No adjustments at this time. | No adjustments at this time. | |
| 2011 Spring Tornadoes | 1 | - | - | (1) | - | Other Activity: (\$1M) | No adjustments at this time. | |
| Irene | 34 | 33 | 34 | (1) | (1) | Public Assistance: (\$1M) decrease due to insurance reduction to building stabilization project in 4022 VT. | Public Assistance: (\$1M) decrease due to insurance reduction to a building stabilization project in 4022 VT. | |
| Lee | 6 | 16 | 16 | 10 | - | Public Assistance: \$9M net increase due to increased funding request for school projects in 4031 NY. Administration: \$1M net increase due to estimates aligned to actual costs and staffing changes in 4031 NY. | No adjustments at this time. | |
| Isaac | 4 | 11 | 11 | 7 | - | Public Assistance: \$2M net increase primarily due to closeout overrun and additional direct administrative costs in 4080 LA; (\$1M) net decrease due to cost overrun request was disallowed in 4084 FL. Hazard Mitigation: \$6M net increase due to funding correction in 4080 LA. | No adjustments at this time. | |
| Sandy | 261 | 326 | 331 | 65 | (5) | Public Assistance: \$84M net increase primarily due to accelerated management cost projects and mitigation measures added to a wastewater treatment and pump station project in 4085 NY; (\$2M) decrease primarily due to delay of sewage substation and cables projects in 4086 NJ. Hazard Mitigation: (\$7M) net decrease primarily due to revised cost estimate of green plain project, management costs adjustments and closeout delays in 4085 NY. Administration: (\$9M) net decrease primarily due to adjustments in staffing and technical assistance contract estimates to align to actual costs and changes in 4085 NY and 4086 NJ. Other Activities: (\$1M). | Public Assistance: (\$2M) decrease primarily due to delay of sewage substation and cables projects in 4086 NJ. Hazard Mitigation (\$3M) decrease due to closeout delays in 4085 NY. Administration: \$1M increase primarily due to adjustments to staffing estimates to align with actual costs and changes in 4085 NY. Other Activity: (\$1M). | |
| 2013 Colorado Flood | 1 | 8 | 8 | 7 | - | Activity in 4145 CO: Public Assistance: \$6M net increase due to applicant withdrew appeals and version costs were revised on two roads and bridges projects. Other Activity: \$1M. | No adjustments at this time. | |
| WV Floods 4273 | 34 | 20 | 23 | (14) | (3) | Activity in 4273 WV: Hazard Mitigation: (\$11M) net decrease primarily due to a withdrawn storm water project and a delayed generator project. Administration: (\$3M) net decrease due to staffing aligned to actual costs. | Activity in 4273 WV: Public Assistance: (\$3M) decrease due to a cost version withdrawal of trail restoration project. | |

FY 2022 DRF Bridge Table

| Event | FY 2022 Total Obligations (\$ in millions) | | | | | Changes from Baseline | | Month-to-Month Change |
|-------------------|--|----------------------------|-----------------------------|----------------------|-------------------------|--|--|-----------------------|
| | Baseline | Current Month as of Jun-22 | Previous Month as of May-22 | Change from Baseline | Change from Prior Month | Cause/Reason | Cause/Reason | |
| LA Floods 4277 | 89 | 89 | 89 | - | - | Activity in 4277 LA: Public Assistance: \$1M net increase primarily due to a design and engineering scope change for a public building project and cost revisions. Hazard Mitigation: (\$4M) net decrease primarily due to delays in phased drainage and pump station projects. Administration: \$2M net increase to changes to estimated salaries and benefits costs to align to actual costs and trends. Other Activity: \$1M. | No adjustments at this time. | |
| Matthew | 145 | 72 | 82 | (73) | (10) | Public Assistance: (\$76M) net decrease in 4285 NC primarily due to delay of school relocation project for review and projects ineligibility and insurance reductions; \$2M net increase in 4286 SC due to new version requested for Surfside Beach Pier; \$1M net increase in 4291 VA for a closeout overrun. Hazard Mitigation: (\$5M) decrease due to delayed drainage and dike improvement projects in 4285 NC; \$3M net increase due to a project accelerated review in 4286 SC. Other Activity: \$2M. | Public Assistance: (\$5M) decrease due to revised cost estimate for a building relocation project in 4285 NC. Hazard Mitigation: (\$5M) decrease due to delayed drainage and dike improvement projects in 4286 SC. | |
| CA Winter Storms | 49 | 66 | 66 | 17 | - | Activity in 4308 CA: Public Assistance: \$10M net increase primarily due to new version requests, accelerated reviews, and increased damages and new costs identified on three CA Dept. of Water Resource projects. Hazard Mitigation: \$4M net increase due an accelerated seismic retrofit project and phase cost revision for roads projects. Administration: \$1M net increase due to a new request for technical assistance contract for disaster support. Other Activity: \$2M. | No adjustments at this time. | |
| Harvey | 381 | 256 | 269 | (125) | (13) | Public Assistance: (\$117M) net decrease primarily due to delays in phased management cost, pumping plant, stormwater detention and municipal court projects in 4332 TX. Hazard Mitigation: (\$1M) net decrease due to extension request for a river bank project in 4332 TX. Administration: (\$8M) net decrease primarily due to estimates aligned to actual costs of technical assistance contracts and facility leases in 4332 TX. Other Activities: \$1M. | Hazard Mitigation: (\$11M) decrease primarily due to phase two extension requests for stormwater detention project cost versions in 4332 TX. Administration: (\$3M) decrease due to reduction of technical assistance contract support estimates to align with current staffing needs in 4332 TX. Other Activities: \$1M. | |
| Irma | 186 | 179 | 180 | (7) | (1) | Hazard Mitigation: (\$4M) net decrease in 4335 VI primarily due to delays in phased safe room project; (\$10M) net decrease in 4437 FL primarily due to delays in phased watershed planning, seawalls improvement and draining pump station projects; \$3M net increase due to accelerated phase of elevation project in 4338 GA. Administration: \$1M net increase in 4335 VI primarily due to salaries and benefit costs; (\$1M) net decrease in 4336 PR due to reduction in staffing costs; \$2M net increase in 4337 FL primarily due to technical assistance contract extended. Other Activity: \$2M. | Hazard Mitigation: (\$1M) decrease primarily due to delayed retrofit and safe room project in 4335 VI. | |
| Maria | 8,745 | 8,236 | 8,579 | (509) | (343) | Public Assistance: (\$569M) net decrease in 4339 PR primarily due to several projects costs adjusted based on reviews or actuals, and projects delayed for implementation and further reviews; \$164M net increase in 4340 VI primarily due to revised school replacement projects. Hazard Mitigation: (\$23M) net decrease in 4339 PR due to delays in early warning system project and technical adjustment; (\$37M) net decrease in 4340 VI primarily due to delays in several projects implementation or phased completions and withdrawn management cost projects. Administration: (\$44M) net decrease primarily due to personnel estimates revised to align with actuals and reduced facilities and technical assistance requirements in 4339 PR and 4340 VI. | Public Assistance: (\$558M) decrease in 4339 PR due to delayed projects and revised cost estimates; \$212M net increase in 4340 VI primarily due to revised school replacement projects. Hazard Mitigation: (\$26M) decrease in 4340 VI due to delayed project estimates and withdrawn management cost projects. Administration: \$28M increase due to technical assistance contract extensions and revised costs, as well as facility and staffing estimates aligned to actual costs in 4339 PR and 4340 VI. Other Activities \$1M. | |
| CA Wildfires 2017 | 65 | 53 | 52 | (12) | 1 | Activity in 4344 CA: Hazard Mitigation: (\$12M) net decrease primarily due to a delayed floodplain restoration project and a revised projection for advance assistance. | Activity in 4344 CA: Hazard Mitigation: \$1M net increase due to request for management cost and revised budget for pipeline project. | |
| Florence | 132 | 94 | 96 | (38) | (2) | Public Assistance: (\$39M) net decrease in 4393 NC primarily due to delayed project for review, several cost versions that did not materialize, project discontinued, and estimates reduced during reviews; \$1M net increase in 4394 SC primarily due to cost revisions. Hazard Mitigation: (\$2M) net decrease in 4393 NC primarily due to acquisition properties withdrawn and elevation project delays for review; \$1M net increase in 4394 SC due to revised cost estimates; \$1M net increase in 4401 VA due to new projects submitted. | Public Assistance: (\$1M) decrease primarily due to anticipated projects that did not materialize in 4393 NC. Other Activity: (\$1M). | |
| Michael | 342 | 305 | 321 | (37) | (16) | Public Assistance: \$1M net increase in 4399 FL primarily due to new building replacement cost version; \$2M net increase in 4406 AL primarily due to revised management cost estimates. Hazard Mitigation: (\$23M) net decrease in 4400 GA due to delayed generator, saferoom and dam projects; (\$19M) decrease due several projects delayed pending project submittal in 4399 FL; (\$1M) net decrease in 4411 VA primarily due to technical adjustment for two projects. Administration: \$3M net increase due to an extension for technical assistance contract support in 4399 FL. | Public Assistance: \$2M increase due to new building replacement cost version in 4399 FL. Hazard Mitigation: (\$19M) decrease due several projects delayed pending project submittal in 4399 FL. Other Activities: \$1M. | |
| Yutu 4404 | 94 | 80 | 80 | (14) | - | Activity in 4404 MP: Hazard Mitigation: (\$22M) net decrease primarily due to delays in projects implementation or phased completions, and other projects withdrawn. Individual Assistance: \$8M net increase due to technical monitoring extension for the permanent housing construction program and mobile homes. Administration: \$1M net increase primarily due to a technical assistance contract extension awarded for more than estimated. Other Activity: (\$1M). | No adjustments at this time. | |
| CA Wildfires 2018 | 59 | 59 | 59 | - | - | No adjustments at this time. | No adjustments at this time. | |

APPENDIX F: FY 2022 DRF Bridge Table

FY 2022 DRF Bridge Table

| Event | FY 2022 Total Obligations (\$ in millions) | | | | | Changes from Baseline | | Month-to-Month Change |
|----------------------------|--|----------------------------|-----------------------------|----------------------|-------------------------|---|---|-----------------------|
| | Baseline | Current Month as of Jun-22 | Previous Month as of May-22 | Change from Baseline | Change from Prior Month | Cause/Reason | Cause/Reason | |
| Nebraska Winter Storm 2019 | 170 | 153 | 144 | (17) | 9 | Activity in 4420 NE: Public Assistance: (\$15M) net decrease primarily due to an applicant selection of the least cost alternative for a water treatment facility project. Hazard Mitigation: (\$3M) net decrease due to a reduction in phase one cost estimates, projects delayed, and estimates revised for projects that did not materialize. Other Activity: \$1M. | Activity in 4420 NE: Public Assistance: \$1M increase due revised levee project estimate and new project cost versions. Hazard Mitigation: \$9M increase due to new sewer interceptor relocation project and an accelerated drainage and pump station project. Other Activities: (\$1M). | |
| PR Earthquakes 4473 | 423 | 421 | 419 | (2) | 2 | Activity in 4473 PR: Hazard Mitigation: (\$4M) net decrease primarily due to revised cost estimate of several phase one projects. Individual Assistance: \$2M net increase as a result of administrative cost transfers. Administration: \$1M net increase primarily due to administrative cost transfers. Other Activity: (\$1M). | Activity in 4473 PR: Hazard Mitigation: \$1M increase due to revised cost estimate for drainage improvement project. Other Activities: \$1M. | |
| COVID-19 | 23,476 | 26,096 | 25,701 | 2,620 | 395 | Activity in COVID-19 Disasters: Public Assistance: \$711M net increase primarily due to additional and extended vaccine testing, supplies, operations, non-congregate sheltering, PPE supplies, contract labor, and management costs. Hazard Mitigation: \$53M net increase primarily for requests for recipient management costs, new cost estimates and accelerated reviews. Individual Assistance: \$454M net increase primarily due to funeral assistance adjustment and several crisis counseling programs extended. Operations: \$1,399M net increase for extensions of U.S. National Guard and other federal assistance to support medical staffing, vaccination, and testing. Administration: \$3M net increase primarily due to adjustments to staffing and technical assistance contract estimates to align to actual costs and changes. | Activity in COVID-19 Disasters: Public Assistance: \$207M net increase primarily due to extensions or additional requests for medical contracted support, supplies, services and testing. Hazard Mitigation: \$16M increase primarily due to new cost estimates and accelerated reviews. Individual Assistance: \$170M increase primarily due to funeral assistance funding adjustments. Operations: (\$9M) net decrease due to reduced U.S. National Guard and medical response estimates. Administration: \$11M net increase primarily due to adjustments to staffing and technical assistance contract estimates to align to actual costs and changes. | |
| California Wildfires 2020 | 270 | 384 | 384 | 114 | - | Activity in 4558 CA: Public Assistance: \$111M net increase primarily due to cost share adjustment for FY 2022 Continuing Appropriations Act, accelerated project and cost revisions. Hazard Mitigation: \$1M increase due to new project cost estimates for generator, fire protection and prevention and wildfire and vegetation management projects. Administration \$1M net increase due to adjustments to staffing estimates to align to actual costs and addition of technical assistance contracts. Other Activity: \$1M. | No adjustments at this time. | |
| Laura | 567 | 961 | 927 | 394 | 34 | Public Assistance: \$336M in 4559 LA and \$36M in 4572 TX net increases due to cost share adjustment for FY 2022 Continuing Appropriations Act, new projects submitted and costs estimates revised. Hazard Mitigation: \$8M net increase due to cost share adjustment for FY 2022 Continuing Appropriations Act in 4559 LA. Individual Assistance: \$1M net increase primarily due to purchase of additional mobile home units in 4559 LA. Administration: \$12M net increase in 4559 LA primarily due to revised estimates aligned to actual costs and staffing changes; \$1M net increase in 4572 TX due to reallocation of surge funding. | Public Assistance: \$28M net increase in 4559 LA primarily due to several new project and project cost versions; \$3M increase in 4572 TX due to new project cost versions. Administration: \$4M increase in 4559 LA and (\$1M) decrease in 4572 TX due to revised estimates aligned to actual costs and staffing changes. | |
| Oregon Wildfires 2020 | 238 | 267 | 267 | 29 | - | Activity in 4562 OR: Public Assistance: \$43M net increase primarily due to cost share adjustment for FY 2022 Continuing Appropriations Act. Hazard Mitigation: (\$19M) net decrease due to project cost versions that did not materialize. Individual Assistance: \$4M net increase due to revised projections for additional pad leases. Administration: \$2M net increase primarily due to adjustments to staffing estimates to align with actual costs and changes. Other Activities: (\$1M). | No adjustments at this time. | |
| Ida | 2,397 | 4,003 | 3,969 | 1,606 | 34 | Increase for Ida FY 2022 major disaster obligations and estimates: \$142M for 4614 NJ, 4615 NY, 4618 PA, 4626 MS, 4627 DE, and 4629 CT. Public Assistance: \$787M net increase for revised cost estimates and new projects across the majority of disasters. Hazard Mitigation: \$1M net increase for management costs in 4618 PA. Individual Assistance: \$606M net increase primarily due to transitional sheltering assistance and mobile home replenishment in 4611 LA and other increases for additional disaster housing, other needs, and disaster case management assistance in 4614 NJ, 4615 NY, and 4618 PA. Operations: (\$49M) net decrease due to cancellation of group build out sites in 4611 LA. Administration: \$117M net increase primarily for base camp extension, security, staging area, technical assistance, call center, salaries, and travel costs in 4611 LA; and personnel costs adjustments in 4614 NJ, 4616 NY, and 4618 PA. Other Activity: \$2M. | Public Assistance: (\$4M) decrease in 4611 LA; \$28M increase in 4614 NJ; \$10M increase in 4615 NY; (\$23M) decrease in 4618 PA; \$9M increase in 4626 MS; (\$5M) decrease in 4629 CT primarily due to new projects submitted, projects accelerated, costs revisions and delayed project estimates. Individual Assistance: \$60M increase in 4611 LA primarily due to increased cost estimates for mobile home replenishment; \$2M net increase in 4614 NJ due to additional disaster housing assistance costs; \$3M increase in 4618 PA due to increased funding needs in other needs assistance. Operations: (\$47M) decrease due to reduced estimates for group sites in 4611 LA. Administration: \$2M net increase due to adjustments to staffing estimates to align with actual costs across all disasters, including extension of technical assistance contract. Other Activity: (\$1M). | |
| DR Subtotal | 40,868 | 45,877 | 45,796 | 5,009 | 81 | | | |
| Total | \$ 41,738 | \$ 46,763 | \$ 46,682 | \$ 5,025 | \$ 81 | | | |

*Based on FY 2022 spend plan baselines.

| Building Resilient Infrastructure and Communities/Predisaster Mitigation History and Fund Status as of May 31, 2022 (Dollars in Millions) | |
|--|--------|
| Fiscal Year 2019 (Applications Due by January 31, 2020) | |
| | Amount |
| 6% Set-Aside | \$ 383 |
| Allocation | 250 |
| Notice of Funding Opportunity (NOFO) Awards to Date from the Allocation | (193) |
| Administrative and Technical Assistance Obligations | - |
| Fiscal Year 2020 (Applications Due by January 29, 2021) | |
| 6% Set-Aside | 613 |
| Allocation | 500 |
| NOFO Awards to Date from the Allocation | (49) |
| Administrative and Technical Assistance Obligations | (2) |
| Fiscal Year 2021 (Applications Due by January 28, 2022) ⁽¹⁾ | |
| 6% Set-Aside | 321 |
| Additional Set-Aside from COVID-19 | 500 |
| Allocation | 1,000 |
| NOFO Awards to Date from the Allocation | - |
| Administrative and Technical Assistance Obligations | (16) |
| Fiscal Year 2022 Activities | |
| 6% Set-Aside ⁽²⁾ | 279 |
| Additional Set-Aside from COVID-19 | - |
| Projected Allocation | - |
| NOFO Awards to Date from the Allocation | - |
| Infrastructure Investment and Jobs Act ⁽³⁾ | 200 |
| Infrastructure Investment and Jobs Act Anticipated Transfers ⁽³⁾ | (17) |
| Administrative and Technical Assistance Obligations | (12) |
| Note: Set-Aside currently available to fund future NOFOs (6% Set-Asides - Allocations - Administrative Obligations). | \$ 499 |
| Footnotes: | |
| (1) FY 2021 NOFO was announced on 8/9/2021. The application period to apply for FY 2021 BRIC funding opened on 9/30/2021 and closed on 1/28/2022. | |
| (2) Amount available from COVID-19 for annual stabilization = \$2.7 billion | |
| (3) Pursuant to P.L. 117-58, Infrastructure Investment and Jobs Act | |