

Special Report

Race, Ethnicity and
Alzheimer's in America



Despite decades of research and calls to action to ensure that health care is accessible and equal for all regardless of gender, race, ethnicity, geography and socioeconomic status, this aim is still far from reality for too many Americans.

Disparities Still Impacting Health and Health Care

Reducing or eliminating disparity has been part of the national conversation as a key goal of the U.S. Department of Health and Human Services' Healthy People initiative for more than 20 years.⁶⁶³⁻⁶⁶⁴ Yet disparity is still evident in health and health care.

While *health disparities* and *health care disparities* are often used interchangeably, there are important distinctions between the two terms. A health disparity exists when there is a higher burden of illness, injury, disability or mortality in one group relative to another, whereas a health care disparity is used to describe differences between groups in health insurance coverage, access to and use of health care, and quality of health care.⁶⁶⁵

The existence and adverse effects of health disparities are well documented. For example, Blacks and Native Americans are more likely than Whites to report a range of health conditions, including asthma and diabetes. Native Americans also have higher rates of heart disease compared with Whites.⁶⁶⁶

The existence of health care disparities is similarly well documented. Non-White racial/ethnic populations and low-income individuals have historically faced greater barriers to accessing care. One reason for this is that they are more likely to be uninsured than Whites and people with higher incomes.⁶⁶⁷

Health and health care disparities are intertwined with social, economic and environmental factors that perpetuate disadvantage. Both health and health care disparities are influenced by socioeconomic status, age, geographic location, gender, disability status and sexual orientation.⁶⁶⁵ Race and ethnicity are also important factors contributing to health and health care disparities.⁶⁶⁵

Health care system factors that contribute to disparity should also be acknowledged. These include implicit bias on the part of health care providers, as well as cultural and language barriers that impede patient-provider relationships.⁶⁶⁵

Understanding how different racial and ethnic groups view, access and experience health care is critical to informing improvements to the health care system and helping health providers care for an increasingly diverse population. The need to do so is urgent. It is projected that people of color will account for over half (52%) of the population in 2050.⁶⁶⁵

Pandemic Sparks New Discussions About Disparities

In 2020, the COVID-19 pandemic and social justice movements sparked new conversations about endemic and long-standing health and health care disparities faced by non-White racial/ethnic populations, especially when it comes to access, discrimination and trust in the health care system.⁶⁶⁸⁻⁶⁶⁹ These populations were disproportionately affected by the environmental, societal and economic impact of the pandemic — facing greater risk of losing a job or income, being more likely to be frontline workers with greater risk of exposure to the SARS-CoV-2 virus that causes COVID-19, and having a higher likelihood of housing uncertainty and food insecurity due to the pandemic.⁶⁷⁰⁻⁶⁷⁴ The effects of these social, economic and environmental factors, known as social determinants of health, can put a population's current and future health in jeopardy. For example, they have created stark contrasts in COVID-19 infection rates and outcomes. Black, Native American and Hispanic communities have seen COVID-19 cases, hospitalizations and deaths at rates greater than Whites, and these events far exceed their share of the U.S. population.⁶⁷⁵⁻⁶⁷⁸

Health Disparity vs. Health Care Disparity⁶⁶⁵

Health disparity: a higher burden of illness, injury, disability or mortality experienced by one group relative to another.

Health care disparity: differences between groups in health insurance coverage, access to and use of care, and quality of care.

Both: differences that are not explained by variations in health needs, patient preferences or treatment recommendations and are closely linked with social, economic and/or environmental disadvantage.

In seeking care for COVID-19, Black Americans nationwide report on social media and in news stories that they experienced bias and discrimination.⁶⁷⁹⁻⁶⁸⁰ One study found that Hispanics were prevented from accessing testing and care for COVID-19 because they lacked insurance and there were shortages of interpreters in local health systems.⁶⁸¹ Language barriers and low health literacy also contributed to misunderstanding of COVID-19–related health information and the spread of misinformation in some Hispanic communities.⁶⁸¹ A separate survey found that Asian and White individuals were more knowledgeable about COVID-19 than Hispanic and non-Hispanic Black individuals; this difference in awareness and understanding could exacerbate existing disparities in health care.⁶⁸²

Racial and Ethnic Disparities Exist in Alzheimer’s and Dementia Care

Racial and ethnic disparities in health and health care, such as those observed during the pandemic, extend to dementia care. Stigma, cultural differences, awareness and understanding, and the ability to obtain a diagnosis, manage the disease, and access care and support services for dementia vary widely depending on race, ethnicity, geography and socioeconomic status. These disparities reach beyond clinical care to include uneven representation of Black, Hispanic, Asian and Native Americans in Alzheimer’s research in clinical trials.

As discussed in the Prevalence section (see page 18), health and socioeconomic disparities and systemic racism contribute to increased Alzheimer’s and dementia risk in underrepresented racial and ethnic groups.^{85,140,217,284,287-289,292-293} Older Black and Hispanic Americans are also disproportionately more likely to have Alzheimer’s and other dementias, as well as more likely to have missed diagnoses, than older White Americans.^{271-277,294-296}

Caregiving for individuals with Alzheimer’s or other dementias differs between racial and ethnic groups too. These differences include the availability of support services, the time spent on caregiving, cultural perceptions of the burden of caregiving, whether social networks provide support, and the psychological well-being of the caregiver.^{384-388, 390}

The State of Disparity in Alzheimer’s and Dementia Health Care: Adult and Caregiver Surveys

To better understand racial and ethnic attitudes and experiences regarding Alzheimer’s and dementia care in the United States, the Alzheimer’s Association commissioned Versta Research to conduct surveys of (1) U.S. adults and (2) current or recent caregivers of adults age 50 or older with cognitive issues. Respondents were asked about access to care and support services, trust in providers and the health care system, participation in clinical trials and research, and caregiver experiences. This is the first Alzheimer’s Association survey to ask and report the views of Asian Americans and Native Americans on these issues. It is also one of the few reports to investigate the experiences of diverse caregivers.³⁸⁷

Key Findings

The Alzheimer’s Association surveys revealed:

Discrimination is a barrier to Alzheimer’s and dementia care.

- More than one-third of Black Americans (36%), and nearly one-fifth of Hispanic Americans (18%) and Asian Americans (19%), believe discrimination would be a barrier to receiving Alzheimer’s care.
- Half of Black Americans (50%) report they have experienced health care discrimination; more than 2 in 5 Native Americans (42%) and one-third of Asian Americans (34%) and Hispanic Americans (33%) likewise report having experienced discrimination when seeking health care.
- Among non-White caregivers, half or more say they have faced discrimination when navigating health care settings for their care recipient, with the top concern being that providers or staff do not listen to what they are saying because of their race, color or ethnicity. This concern was especially high among Black caregivers (42%), followed by Native American (31%), Asian American (30%) and Hispanic (28%) caregivers. Fewer than 1 in 5 White caregivers (17%) expressed this view.
- Two in 5 caregivers (41%) who provide unpaid care to a Black person say that race makes it harder for them to get excellent health care. Nearly 1 in 3 caregivers of Hispanic people (32%) say the same.

People of color want health care providers who understand their unique experiences and backgrounds, but many doubt they would have access to culturally competent providers.

- An overwhelming majority of non-White Americans say it is important for Alzheimer's and dementia care providers to understand their ethnic or racial background and experiences, including Native Americans (92%), Blacks (89%), Hispanics (85%) and Asian Americans (84%).
- But fewer than half of Black (48%) and Native Americans (47%) feel confident there is access to providers who are culturally competent, and only about 3 in 5 Asian Americans (63%) and Hispanics (59%) likewise feel confident.

Black Americans lack trust in research clinical trials, and half doubt that advances in Alzheimer's treatments will be shared.

- Nearly two-thirds of Black Americans (62%) believe medical research is biased against people of color, and Black Americans are less interested in participating in clinical trials for Alzheimer's than all other groups surveyed.
- Only half of Black Americans (53%) trust a future cure for Alzheimer's will be shared equally regardless of race, color or ethnicity.

Knowledge, concern and stigma about Alzheimer's varies widely across racial and ethnic groups.

- Concern about developing Alzheimer's is lower among Native Americans (25%), Blacks (35%) and Hispanics (41%), especially when compared with Whites (48%).
- More than one-third of Native Americans (35%) and nearly 3 in 10 Hispanics (28%) do not believe they will live long enough to develop Alzheimer's or another dementia.
- More than half of non-White Americans believe significant loss of memory or cognitive abilities is "a normal part of aging."
- Hispanic, Black and Native Americans are twice as likely as Whites to say they would not see a doctor if experiencing thinking or memory problems.
- One in 5 Black (21%) and Hispanic Americans (20%) say they would feel insulted if a doctor suggested a cognitive assessment.
- Hispanic and Black Americans worry less than other groups about being a burden on family if they develop Alzheimer's disease.
- Nearly 2 in 3 caregivers (64%) across all groups say that caregiving is stressful, but nearly all (92%) say caregiving is rewarding as well.

Overall, the results of the Alzheimer's Association surveys indicate that despite ongoing efforts to address health

and health care disparities in Alzheimer's and other dementias, there is still much work to do. Non-White racial/ethnic populations face more challenges in accessing and receiving high quality dementia care and support services in the current environment. The data suggest that discrimination and lack of diversity in the health care profession are significant barriers that demand attention.

Survey Design and Research Methods

Surveys across both groups explored wide-ranging issues related to Alzheimer's and dementia care, including:

- Knowledge and understanding of the disease.
- Access to care and support services.
- Trust in health care, providers and disease research.
- Interest in clinical trials.
- Existence of discrimination and how that impacts care.

Survey of U.S. Adults

A survey of 2,491 U.S. adults age 18 and older was conducted from October 26, 2020, to November 11, 2020. Data was collected by NORC at the University of Chicago via the AmeriSpeak® panel. AmeriSpeak is a probability-based panel of all U.S. households. The survey included 945 White respondents. Oversamples of Hispanic (n=541), Black (n=515) and Asian Americans (n=412) were weighted back to their true population proportions for statistical analysis and reporting. For full inclusion of Native Americans, the same survey was administered to an additional sample of 406 Native Americans recruited through online (non-probability) panels with sampling stratified and data weighted on gender, age, income and education to match U.S. Census Bureau data. The survey was offered in both English and Spanish.

Survey of Caregivers

A survey of 1,392 U.S. adults who were current or recent unpaid caregivers for an adult relative or friend age 50 or older experiencing problems with thinking, understanding or remembering things was conducted from October 21, 2020, through November 22, 2020. The sample included White (n=313), Hispanic (n=309), Black (n=305), Asian (n=301) and Native American caregivers (n=154), and caregivers who identified as belonging to another ethnic or racial group (n=10). Respondents were recruited via non-probability online panels used exclusively for research, with full population screening and respondent data weighted to match U.S. Census data on age, gender, income, education and race/ethnicity to ensure accurate representation of the caregiving population, and to correct for demographic oversamples. The survey was offered in both English and Spanish.

For both surveys, differences noted in the report between racial and ethnic groups were tested and found to be statistically significant at the p<.05 level.

TABLE 20

Perceived Barriers to Getting Excellent Health Care and Support for Alzheimer's or Another Dementia Among U.S. Adults

	White Americans	Hispanic Americans	Black Americans	Asian Americans	Native Americans
Affordability of care	61%	55%	52%	70%	61%
Lack of good health care insurance coverage	31%	41%	31%	39%	36%
Lack of good health care services in my community	20%	24%	27%	27%	24%
Lack of family and social support to help me	20%	21%	20%	25%	20%
Being treated differently because of my race, color or ethnicity	1%	18%	36%	19%	12%
Not being able to communicate easily in English	4%	9%	9%	8%	5%
Other barriers	2%	1%	1%	1%	2%
There would be no barriers	21%	17%	20%	12%	14%

TABLE 21

Types of Discrimination Based on Race, Color or Ethnicity Among Alzheimer's and Dementia Caregivers

	White Americans	Hispanic Americans	Black Americans	Asian Americans	Native Americans
Felt not listened to	17%	28%	42%	30%	31%
Provider acted like you were not smart	11%	26%	28%	28%	43%
Treated with less courtesy than others	11%	26%	26%	23%	22%
Treated with less respect than others	8%	24%	26%	20%	27%
Received poorer service than others	7%	21%	19%	10%	18%
Provider acted afraid of you	7%	11%	13%	7%	4%

Survey Results

Discrimination Continues to be a Barrier to Dementia Care

The Alzheimer's Association survey of U.S. adults found that more than one-third of Black Americans (36%) and one-fifth of Hispanic (18%) and Asian (19%) Americans see discrimination as a barrier to receiving Alzheimer's and dementia care (Table 20). Specifically, they expect to be treated differently because of their race, color or ethnicity.

Other perceived barriers to care cited by survey respondents include affordability (especially among Asian Americans), followed by lack of good health insurance coverage, lack of good local health care (especially among Black Americans and Asian Americans), and lack of family and social support. Fewer respondents saw language as a barrier to receiving dementia care, but among current

caregivers, almost 1 in 4 Asian Americans (23%) and nearly 1 in 5 Hispanic caregivers (17%) cited language as a barrier to care.

When asked more directly about the impact of race or ethnicity on the quality of care, two-thirds of Black Americans (66%) believe it is harder for Black Americans to get excellent care for Alzheimer's disease or other dementias. Likewise, 2 in 5 Native Americans (40%) and Hispanic Americans (39%) believe their own race or ethnicity makes it harder to get care, as do one-third of Asian Americans (34%).

Caregivers, too, see discrimination as a top barrier, with 1 in 4 Black caregivers (25%) citing discrimination as a barrier, followed by Native American (19%), Asian American (17%) and Hispanic (8%) caregivers. In fact, more than half of Native American (63%), Black (61%) and Hispanic (56%)

caregivers report having *experienced* racial discrimination when navigating health care settings for their care recipient. The same is true for nearly half of those who are Asian American (47%). Two in 5 caregivers (41%) who provide unpaid care to a Black person say that race makes it harder for them to get excellent health care. Nearly 1 in 3 caregivers of Hispanic people (32%) say the same.

What specifically have caregivers experienced? The top problem cited was that providers or staff do not listen to them because of their race, color or ethnicity (Table 21). This was especially high among Black caregivers (42%), followed by Native American (31%), Asian American (30%) and Hispanic (28%) caregivers. Fewer than 1 in 5 White caregivers (17%) expressed this same view. More than 1 in 4 non-White caregivers report health care providers treating them as if they were “not smart” (Native American, 43%; Asian American, 28%; Black, 28%; and Hispanic, 26%) compared with about 1 in 10 White (11%) caregivers. In addition, at least one-fifth of non-White caregivers report being treated with less courtesy and/or less respect.

Not surprisingly, the belief among non-White Americans (not just caregivers) that discrimination is a barrier to Alzheimer’s and dementia care is rooted in their own experiences with the health care system. Half of Black Americans (50%), more than 2 in 5 Native Americans (42%) and a third of all Asian (34%) and Hispanic (33%) Americans report having *experienced* discrimination when seeking health care (see Figure 18, page 76). In contrast, fewer than 1 in 10 White Americans (9%) report having experienced discrimination because of their race, color or ethnicity.

Desire for Providers Who Understand Ethnic or Racial Background

Given their own experiences with discrimination, it is not surprising that non-White racial/ethnic populations feel it is important for Alzheimer’s and dementia care providers to be more culturally competent. Responses from both surveys indicate a strong desire for dementia care providers who understand different racial and ethnic backgrounds, but many survey respondents say access to these providers is lacking.

Figure 19 (see page 77) shows responses to two questions that were tailored to a respondent’s race or ethnicity. For example, Black respondents were asked: “How important do you feel it is for Black people with Alzheimer’s or other dementias to have health care providers who understand their background and experiences as Black people?” And then: “How confident are you that Black people with Alzheimer’s or other dementias have access to health care providers who understand their background and experiences as Black people?”

An overwhelming majority of non-White respondents said it was important for Alzheimer’s and dementia care providers to understand their ethnic or racial background and experiences, including Native Americans (92%), Black Americans (89%), Hispanic Americans (85%) and Asian Americans (84%). However, fewer than half of Black respondents (48%) and Native American respondents (47%) felt confident that people in their communities with Alzheimer’s or other dementias currently have access to such providers, and fewer than two-thirds of Asian Americans (63%) and Hispanic Americans (59%) felt the same.

The survey of caregivers mirrored these results. Among those caring for a non-White person, most felt it was important for health care providers to understand the ethnic or racial background and experiences of the person they are caring for, including 96% of those caring for Native Americans, 94% of those caring for Asian Americans, 91% of those caring for Black Americans and 89% of those caring for Hispanic Americans.

Far fewer caregivers rated their current health care providers as being “excellent” or “good” when it comes to understanding the ethnic or racial background and experiences of the person they are caring for (Native Americans, 67%; Hispanic Americans, 65%; Black Americans, 61%; and Asian Americans, 53%).

Belief That Research Is Biased Is More Common Among Non-Whites; Blacks Do Not Believe a Cure Will Be Shared Equally

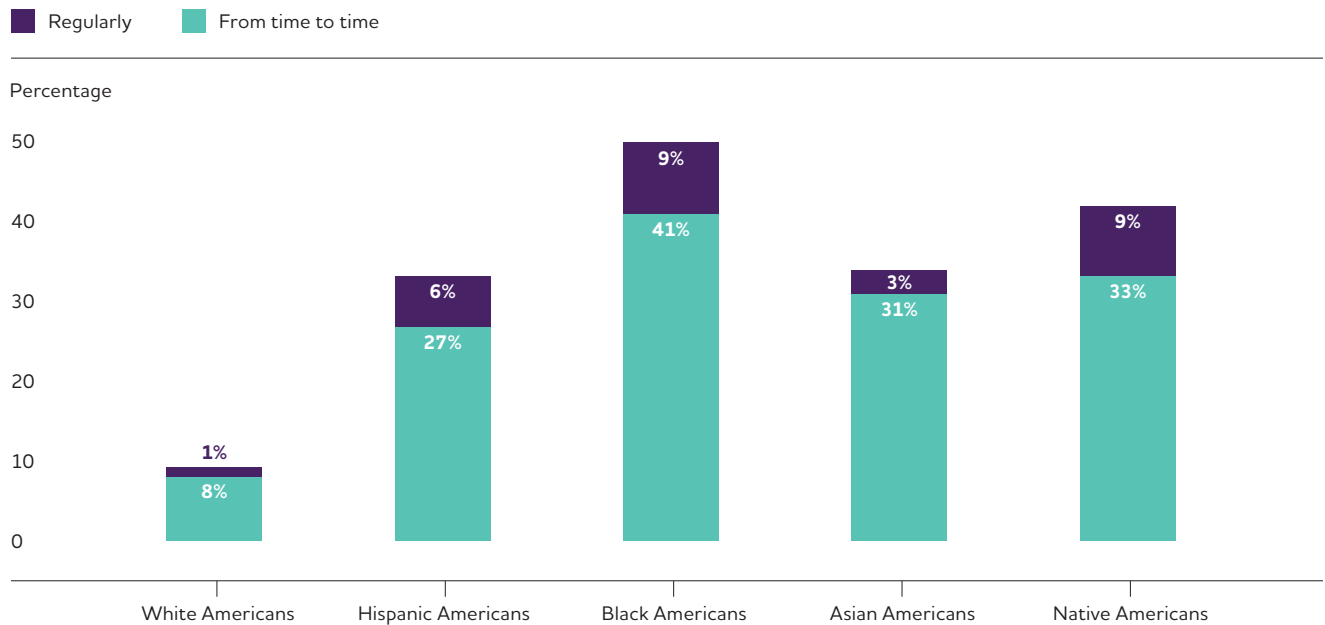
The experiences and views of discrimination expressed by respondents in both surveys are reflected in their views on clinical trials, research and potential treatment for Alzheimer’s and other dementias.

A majority of Black Americans (62%) believe that medical research is biased against people of color — a view shared by substantial numbers of Asian Americans (45%), Native Americans (40%) and Hispanic Americans (36%) as well. Notably, even a third of White Americans (31%) see medical research as being biased against people of color (see Figure 20, page 78).

It’s not surprising, then, that among Americans as a whole, Blacks have less interest in clinical research trials to prevent or slow the progression of Alzheimer’s disease. White Americans are most likely to express interest (82%), followed by Native Americans (81%), Hispanic Americans (78%), Asian Americans (73%) and lastly, Black Americans (67%).

FIGURE 18

Percentage of U.S. Adults Who Have Experienced Racial or Ethnic Discrimination When Seeking Health Care



Responses from caregivers present a somewhat different picture. Compared with other groups, Black caregivers and Hispanic caregivers are somewhat more interested in clinical trials for their care recipient (Black caregivers, 73%; Hispanic caregivers, 70%), while Asian American caregivers are least interested in having their care recipient be involved in clinical research (57%). Overall, interest in clinical trial participation was higher in both Alzheimer’s Association surveys than is reflected in current trial participation, particularly for non-White racial/ethnic populations.⁶⁸³ Follow-up research is needed to better understand mitigating factors that may prevent interested individuals from actual trial participation.

Among U.S. adults who are not interested in clinical trial participation, the most common reason cited regardless of race or ethnic group is not wanting to be a “guinea pig” (see Table 22, page 79). This sentiment is especially strong among Black Americans (69%), for whom other differences stand out as well. For example, almost half of Black Americans (45%) worry that treatments might cause sickness. They are twice as likely as other groups to say they “don’t trust medical research.” And they are more than twice as likely than other racial or ethnic groups to say they “might not be treated fairly.”

A noteworthy difference for Asian Americans is that the potential time and cost of clinical trials ranks second among

their reasons for not wanting to participate; this reason was cited by 43% of respondents.

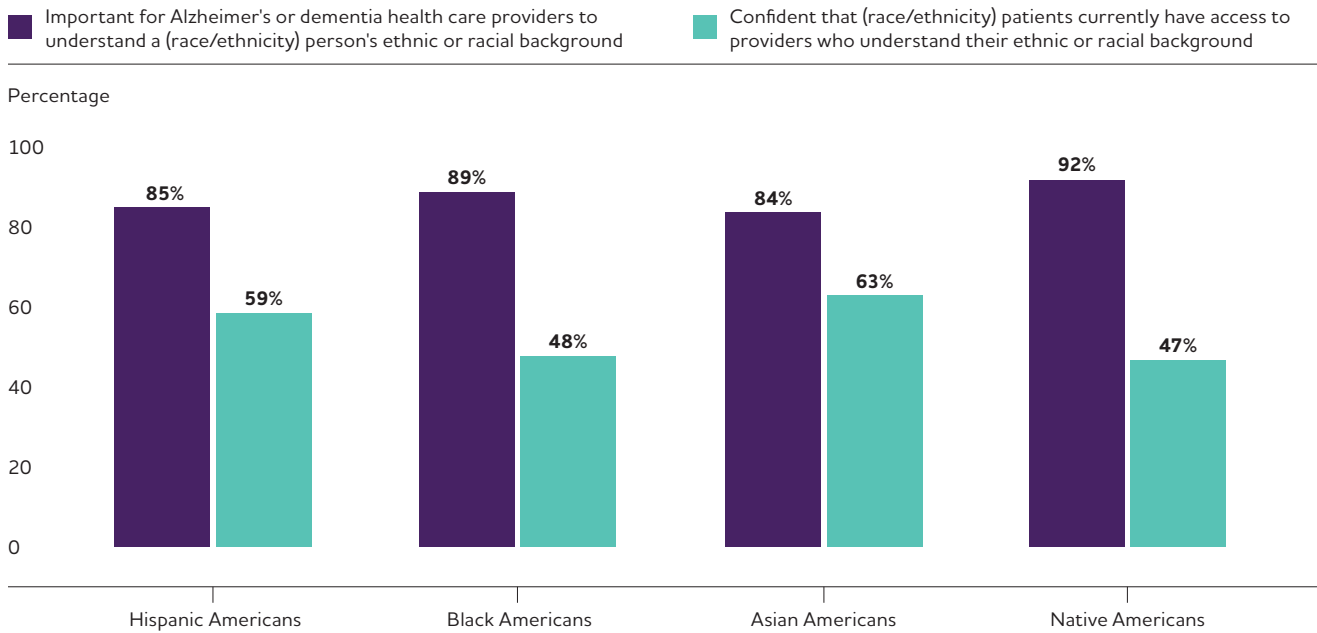
For caregivers, reasons for lack of interest were more varied. Black caregivers were most focused on lack of perceived benefit (35%) and not wanting the person to be a guinea pig (32%). Hispanic caregivers were most focused on not wanting a placebo treatment (28%). Asian American caregivers were twice as likely as others to say the person might not be treated fairly (20%). Native American caregivers were more focused on not wanting the person to be a guinea pig (40%) and potential lack of support among family and community (39%).

The impact of discrimination and bias is also apparent in respondents’ views on treatment access. Should clinical trials identify a treatment or “cure” for Alzheimer’s disease, only half of Black Americans (53%) trust that this cure will be shared equally regardless of race, color or ethnicity (see Figure 21, page 78). This is in sharp contrast to White Americans (75% of whom believe it will be shared) and lower than other racial and ethnic groups as well, including Asian Americans (69%), Hispanic Americans (66%) and Native Americans (65%).

While the majority of both White and non-White Americans trust health care providers generally, trust is somewhat weaker among Hispanic, Black and Native Americans. Asian Americans are most likely to say

FIGURE 19

Access to Health Care Providers Who Understand Racial and Ethnic Backgrounds Among U.S. Adults



they trust health care providers (93%), followed by White Americans (88%), with lower numbers for Black Americans (82%), Hispanic Americans (81%) and Native Americans (79%).

Perhaps related to this, Hispanic, Black and Native Americans are twice as likely as White Americans to say they would not see a doctor if they were experiencing thinking or memory problems. Almost 1 in 10 Hispanics (9%), Blacks (8%) and Native Americans (9%) say they would not see a health care provider, versus 1 in 25 White Americans (4%). Six percent of Asian Americans say they would not see a health care provider.

One in 5 Black Americans (21%) and Hispanic Americans (20%) say they would feel insulted if a doctor suggested an assessment for their thinking or memory, versus half as many White Americans who would feel insulted (10%). About 1 in 6 Asian Americans (16%) would feel insulted, as would 1 in 7 Native Americans (14%).

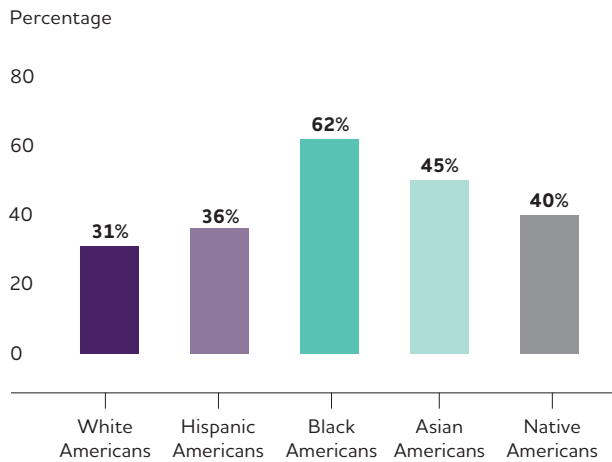
Hispanics are also least confident they would be able to access quality health care for Alzheimer's disease or other dementias if they needed it, especially compared with White Americans. In particular, fewer Hispanic Americans express confidence in being able to get excellent health care for specialist testing and diagnosis (69% versus 79% of White Americans) and health care and support to manage the disease (67% versus 74% of White Americans).

Knowledge and Understanding of Alzheimer's Disease Varies

The Alzheimer's Association survey of U.S. adults also revealed that fewer non-White Americans report knowing someone with Alzheimer's. Four in 5 White Americans (80%) report having known somebody with Alzheimer's or another type of dementia. The numbers among all other groups are 15 to 20 percentage points lower (Hispanic Americans, 64%; Black Americans, 65%; Asian Americans, 59%; and Native Americans, 65%).

Native Americans are least worried about developing Alzheimer's disease, with 1 in 4 (25%) expressing concern, followed by 1 in 3 Black Americans (35%) and 2 in 5 Hispanic Americans (41%). In contrast, almost half of White Americans (48%) worry about it, as do nearly as many Asian Americans (46%). Hispanic and Native Americans are also more likely than other groups to believe they will not live long enough to get Alzheimer's or another dementia. More than a third of Native Americans (35%) and one-quarter of Hispanic Americans (28%) believe they will not live long enough, versus fewer than 1 in 4 Asian Americans (19%), Black Americans (20%) and White Americans (23%).

Additionally, more than half of non-White Americans believe that significant loss of memory or cognitive abilities is a "normal part of aging" rather than being an indicator of disease (Hispanic Americans, 57%; Asian Americans, 56%; Black Americans, 55%; and Native Americans, 53%).

FIGURE 20**Percentage of U.S. Adults Who Believe Medical Research Is Biased Against People of Color**

This is in contrast to White Americans, among whom fewer than half (48%) believe that memory loss or cognitive decline is normal.

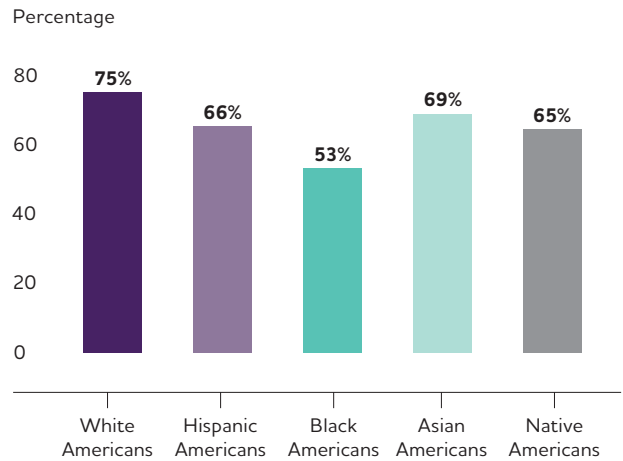
Caregiving Is Stressful But Rewarding

The Alzheimer's Association survey of caregivers provided additional insights, indicating that for many family and friends who provide care for a loved one, the rewards of providing care may help balance the stress.

Over half of unpaid caregivers surveyed report providing assistance with personal care, such as bathing, eating or dressing. The percentage providing this form of care is highest among Black caregivers (71%) and Hispanic caregivers (68%), followed by Asian American caregivers (59%), Native American caregivers (56%) and White caregivers (53%).

Fewer Black Americans (78%) and Hispanic Americans (83%) worry about being a burden on family if they develop Alzheimer's disease compared with other groups (White Americans, 93%; Asian Americans, 90%; Native Americans, 84%).

And while nearly 2 in 3 caregivers (64%) say that caregiving is stressful, nearly all (92%) say that caregiving is rewarding, as well.

FIGURE 21**Percentage of U.S. Adults Who Trust an Alzheimer's Cure Will Be Shared Equally Regardless of Race, Color or Ethnicity****Bridging Racial and Ethnic Barriers in Alzheimer's and Dementia Care: A Path Forward**

Findings from the Alzheimer's Association surveys indicate that despite ongoing efforts to address health and health care disparities in Alzheimer's and dementia care, there is still much work to do.

Current efforts to reduce health disparities, address social determinants of health, build diversity in the health care profession and train health care providers to meet the needs of a growing population of older adults from different racial and ethnic groups must be accelerated. Amid broader calls for social justice, greater strides must be made to eliminate discrimination and other forms of bias to ensure all Americans have access to high quality dementia care and support services, as well as opportunities to participate in — and benefit from — Alzheimer's research.

Based on the surveys' findings, paths forward include:

- Preparing the workforce to care for a racially and ethnically diverse population of older adults.
- Increasing diversity in dementia care.
- Engaging, recruiting and retaining diverse populations in Alzheimer's research and clinical trials.

TABLE 22

Reasons Cited By U.S. Adults for Not Being Interested in Clinical Trial Participation

	White Americans	Hispanic Americans	Black Americans	Asian Americans	Native Americans
Don't want to be a guinea pig	49%	51%	69%	54%	51%
Treatment might cause sickness	37%	36%	45%	32%	18%
Time and cost might be too much	33%	26%	24%	43%	31%
Don't trust pharmaceutical companies	28%	22%	29%	19%	26%
Doubt there would be any benefit	26%	26%	21%	28%	36%
Might get placebo	17%	12%	14%	20%	9%
Don't trust medical research	10%	10%	24%	6%	16%
Unable to travel or get transportation	11%	11%	16%	19%	23%
Might not be treated fairly	3%	8%	22%	12%	10%

Preparing the Workforce to Care for a Racially and Ethnically Diverse Population of Older Adults

As described in the Prevalence Section (see page 18), older Black and Hispanic Americans are more likely to have Alzheimer's or other dementias than Whites, and this is likely due in part to health and health care disparities.^{85,87,271-277, 284, 285,287-288} Coinciding with increasing diversity in the general population, the number of older Americans, particularly the oldest-old (those age 85 or older), is also expected to grow — with more than twice as many cases of Alzheimer's and other dementias anticipated by 2050.²¹⁶ Up to 39% of this older adult population in 2050 will be minorities.⁶⁸⁴⁻⁶⁸⁵

Current and future health care providers need to be prepared to screen, diagnose and treat Alzheimer's and dementia in this expanding racially and ethnically diverse population of older adults so that disparities are not perpetuated.

Earlier reports on racial and ethnic differences in Alzheimer's health care have proposed cultural competence education as one solution to address disparities. Training providers to recognize and overcome implicit bias is another method that organizations are using to tackle disparities.

Cultural Competence

At the organizational level, cultural competence helps build a diverse and inclusive workforce.⁶⁸⁶ At the provider level, cultural competence training equips professionals with the skills and resources needed to connect with dementia care recipients and caregivers across racial and ethnic groups in a way that is sensitive to culture and language.⁶⁸⁷

Elements of Cultural Competence⁶⁸⁷

- A culturally diverse staff that reflects the population served.
- Ability to overcome language barriers, either with bilingual staff or interpreters.
- Training for providers on the cultures and languages represented in the population.
- Patient materials and practice signage that are translated and sensitive to cultural norms.

There have been several efforts to instill cultural competence into dementia care. Stanford Health Care's Memory Support Program (MSP) is one such example. The model's efforts encompass culturally competent care in inpatient and outpatient settings to ensure continuity for patients and caregivers.⁶⁸⁸ A case study showed that MSP is a valuable way to provide culturally competent care to African Americans and posits this model could be implemented in other settings.⁶⁸⁸ Cultural competence

training has also been proposed as a component of Alzheimer's and dementia nursing and nursing assistant training curricula.⁶⁸⁹

Other organizations that engage health care providers who may screen and treat individuals with dementia are also committed to cultural competence. The U.S. Department of Health and Human Services' National Culturally and Linguistically Appropriate Services (CLAS) Standards offer information to improve communication with people from different ethnic groups in a way that is respectful and responsive to their culture.^{684,690} Recognizing the changing racial and ethnic demographics of Alzheimer's disease, the Alzheimer's Association began promoting cultural competence and cultural sensitivity in dementia care more than a decade ago and this effort remains a priority.⁶⁹¹ In 2016, the American Geriatrics Society (AGS) formed an Ethnogeriatrics Committee that issued a guidance stressing the importance of cultural competence in geriatric care.⁶⁸⁴ An Ethnogeriatrics Special Interest Group now convenes at the annual AGS meeting to discuss ongoing projects and new developments in the field.⁶⁹²

Implicit Bias

Implicit bias, or when people act unintentionally on prejudices or stereotypes, is a key contributor to health care disparities.⁶⁹³⁻⁶⁹⁴ Implicit bias clouds decision-making such that race, gender, ethnicity and other patient characteristics influence how physicians treat people. Medical schools are responding to the call to action to train future physicians to recognize and overcome implicit bias. Hospitals, clinics and health care systems are also working to address this issue among their employees.⁶⁹⁵

Although the Alzheimer's Association surveys did not explore how implicit bias is impacting dementia care, respondents did indicate that they faced discrimination. Discriminatory behaviors are often the result of implicit bias.⁶⁹⁶ A survey indicates that implicit bias held by the investigators and clinical trial recruiters in the field of cancer research may be a reason for the low recruitment and participation of racial and ethnic minorities in cancer clinical trials.⁶⁹⁷ Less has been reported on how implicit bias contributes to low participation rates in Alzheimer's and dementia research and suggests an area for future investigation.

There is little information about the implementation and outcomes of implicit bias training specifically in Alzheimer's and dementia care. However, specialties that play a role in dementia care, such as primary care/family medicine and geriatric medicine, do have materials to train providers. For example, the National Institute on Aging (NIA) offers resources on implicit bias for those who care for older adults, and The EveryONE Project from the American Academy of Family Physicians recently introduced the

comprehensive Implicit Bias Training Guide for primary care physicians.⁶⁹⁸⁻⁷⁰⁰

Increasing Diversity in Dementia Care

Trust in health care and perceptions of health care quality are eroded when individuals experience racial and ethnic discrimination in clinical settings. An analysis of data from the 2015 to 2016 Adult California Health Interview Survey found that discrimination in a clinical setting "make[s] a person less likely to have a future interaction with health care," such as by not receiving medical care when necessary or not filling prescriptions.⁷⁰¹

The Alzheimer's Association surveys uncovered weaker trust in the health care system among Hispanics, Blacks and Native Americans. The same groups were also less likely to see a health care provider for diagnosis or treatment of Alzheimer's disease. This could exacerbate existing health disparities. Non-Whites surveyed already face discrimination and anticipate encountering future discrimination when seeking Alzheimer's care, and as a result want to see their racial and ethnic backgrounds reflected in their Alzheimer's and dementia health care providers.

Currently, only 1 in 3 U.S. physicians are Black, American Indian or Alaska Native, Hispanic or Asian.⁷⁰² Primary care is more diverse, which is encouraging. Approximately 40% of primary care physicians are Black, Hispanic, American Indian or Alaska Native.⁷⁰³ As discussed in the Alzheimer's Association *2020 Alzheimer's Disease Facts and Figures Special Report*,⁵³¹ primary care physicians play an important role in diagnosing and caring for people with Alzheimer's and other dementias. The survey results presented earlier indicate that Hispanic Americans may rely on their primary care providers more than other groups to test for and diagnose Alzheimer's disease because they face barriers to accessing specialists. Ensuring diversity in these frontline providers may help reduce future disparities in dementia care. Diversity in other related specialties, such as neurology and geriatric medicine, however, remains low.⁷⁰⁴⁻⁷⁰⁵

Shortages of physicians and other health care professionals in underserved areas contribute to health disparities. The racial and ethnic diversity of medical school applicants is not keeping pace with shifting demographics of the U.S. population. Half of applicants are White and almost one-quarter are Asian.⁷⁰⁶ Together, Blacks, Hispanics, individuals who are Latino or of Spanish origin, and American Indians or Alaska Natives make up only 15% of applicants.⁷⁰⁴ Since Blacks and American Indians or Alaska Natives enrolled in medical school are two to three times more likely than their White or Asian American counterparts to practice in an underserved area, it is important to support programs that recruit diverse students to medical schools in greater numbers.⁷⁰⁷

Developing a workforce that reflects the demographics of individuals with Alzheimer's or other dementias should begin during outreach and recruitment to training programs, continue with programming designed to support racially and ethnically diverse students during their training years, and extend to offering residency opportunities in health care settings that treat diverse populations. In addition, hiring practices should consider diversity and inclusion to meet the needs of local patient populations.

Future Alzheimer's and dementia research can be strengthened by increasing the diversity of investigators and professionals who conduct clinical trial and population health research. Doing so introduces varied perspectives, lived experiences and cultural nuances vital to culturally accountable research. For example, one study found that Black community liaisons were able to successfully recruit Black participants to a dementia clinical trial when they were the ones to explain and manage trial procedures.⁷⁰⁸

The innovative Institute on Methods and Protocols for Advancement of Clinical Trials in Alzheimer's disease and related dementias (IMPACT-AD) program launched in fall of 2020 is a step toward this goal.⁷⁰⁹ A major emphasis of this intensive training course is to enhance future Alzheimer's and dementia research, especially clinical trials. IMPACT-AD includes efforts to ensure program participants reflect diversity across the spectrum. Its inaugural class included physicians, nurses, public health professionals, scientists and study coordinators, as well as postdoctoral researchers and research fellows from universities and health care systems across the country. Participants included both early-career and established professionals. Seventy percent were women and more than half self-identified as people of color.

Engaging, Recruiting and Retaining Diverse Populations in Alzheimer's Research and Clinical Trials

There is a large body of evidence demonstrating low diversity in clinical trials and research, and in Alzheimer's research the participants are mostly older non-Hispanic Whites.⁷¹⁰⁻⁷¹² Efforts to ensure greater diversity in Alzheimer's disease research and clinical trials must be accelerated. Without appropriate participation by Black, Hispanic, Asian and Native Americans in Alzheimer's clinical trials and research, it is impossible to get a complete understanding of how racial and ethnic differences may affect the efficacy and safety of potential new treatments. Future clinical trials must do more to reflect the entire population so everyone benefits from advances in Alzheimer's research.

A critical first step to increasing diverse participation and representation in clinical research is building and restoring trust in underrepresented communities. One way to do so

is through community-based organizations (CBOs) and other respected local partners.⁷¹⁰ These efforts are gaining traction but should be expanded to more groups and more communities. The Healthy Brain Initiative *State and Local Public Health Partnerships to Address Dementia: 2018-2023 Road Map*, launched in partnership with the Alzheimer's Association and the Centers for Disease Control and Prevention (CDC), is organized around a core principle of "eliminating disparities and collaborating across multiple sectors." In addition, the Alzheimer's Association and CDC collaborated to develop the first-ever *Healthy Brain Initiative Road Map for Indian Country*. The Association has used this guidebook to build relationships with American Indian/Alaska Native communities, raise awareness about Alzheimer's and collaborate with national partners on communications tailored to the unique tribal traditions present in American Indian/Alaska Native communities.⁷¹³⁻⁷¹⁴

To succeed, relationships with CBOs must demonstrate that they are sustainable, transparent and integrated with other public health efforts. Strong community relationships can serve to address misconceptions and mistrust about research because the community has a sense of ownership in the research initiative.⁷¹⁵⁻⁷¹⁶ Participants are stakeholders rather than bystanders or subjects in the endeavor. This could make a difference in reinstating trust that Alzheimer's treatments or cures will be shared equitably. For example, a recent report suggests that strong commitment to earning the trust of the Black community is essential to encourage their participation in research.⁷¹⁷

The Alzheimer's Association is working with several CBOs and other groups to educate and engage diverse communities about Alzheimer's disease and care and support services the Association provides. National partnerships include those with the African Methodist Episcopal Church, the National Hispanic Council on Aging and SAGE (Advocacy & Services for LGBTQ Elders). In early 2021, the Association announced new partnerships with the Thurgood Marshall College Fund and Tzu Chi USA. Local Association chapters are also working with various nearby groups to engage diverse communities. In addition, several chapters are working with *promotoras de salud* (community health workers) to provide Alzheimer's education and resources to Spanish-speaking communities.

Other notable but relatively new efforts to increase recruitment and retention of diverse groups are also underway. In 2018, the NIA released its National Strategy for Recruitment and Participation in Alzheimer's and Related Dementias Research. The strategy outlines practical, proactive approaches to help dementia study sites engage a wider, more diverse group of volunteers.⁷¹⁸

New guidance released in late 2020 by the U.S. Food and Drug Administration aimed at enabling greater diversity in clinical trials through changes to eligibility criteria, enrollment practices and trial designs is a welcome development. This guidance offers new approaches to help Alzheimer's and dementia researchers navigate current barriers that hinder clinical trial recruitment of racial and ethnic minorities. These barriers include strict eligibility requirements, participant burden, and lack of culturally appropriate communication and outreach to build trust with these diverse populations.⁷¹⁹

In December 2020, the Alzheimer's Association and the American College of Radiology announced the opening of recruitment for the New IDEAS study with particular focus on outreach in Black and Hispanic communities. New IDEAS will enroll 7,000 participants, including 2,000 Hispanics/Latinos and 2,000 Blacks/African Americans. New IDEAS will build upon the original IDEAS study, which provided the strongest phase 4 data to date supporting the clinical value of brain amyloid positron emission tomography (PET) scans. The goal of New IDEAS is to determine if using a brain amyloid PET scan can help inform an individual's memory care plan and improve their health outcomes.⁷²⁰⁻⁷²²

Conclusion

The Alzheimer's Association surveys of U.S. adults and caregivers of individuals with cognitive issues are among the first to explore perspectives and experiences of different racial and ethnic groups as they relate to health care for Alzheimer's and other dementias. Collectively, the responses indicate that organizations must remain committed to addressing health and health care disparities for older adults. Disparities in Alzheimer's and dementia care are the result of deeply rooted issues in society and the health care system. The NIA Health Disparities Research Framework⁷²³ recommends responses that are multi-level and consider factors and risks over the lifecourse to address these disparities. Actions and solutions are needed to ensure that the already devastating burden of Alzheimer's disease and other dementias on disproportionately affected racial and ethnic groups is not made worse by discrimination and health inequities in the current health care system.

Appendices

End Notes

- A1. Estimated prevalence (number and proportion) of Americans age 65 and older with Alzheimer's dementia for 2021: The number 6.2 million is from updated prevalence estimates based on data from the Chicago Health and Aging Project (CHAP) and population projections from the U.S. Census.²¹⁶ The number is higher than previous estimates from CHAP data and the US census because it used more recently updated Census projections and incorporated information on the prevalence of Alzheimer's dementia for Hispanic/Latino Americans.
- A2. Differences between CHAP and ADAMS estimates for Alzheimer's dementia prevalence: The number of people in the U.S. living with Alzheimer's dementia is higher in CHAP than in the Aging, Demographics, and Memory Study (ADAMS).^{216,219} This discrepancy is mainly due to two differences in diagnostic criteria: (1) a diagnosis of dementia in ADAMS required impairments in daily functioning and (2) people determined to have vascular dementia in ADAMS were not also counted as having Alzheimer's, even if they exhibited clinical symptoms of Alzheimer's.²¹⁸ Because the more stringent threshold for dementia in ADAMS may miss people with mild Alzheimer's dementia and because clinical-pathologic studies have shown that mixed dementia due to both Alzheimer's and vascular pathology in the brain is very common,²² the Association believes that the larger CHAP estimates may be a more relevant estimate of the burden of Alzheimer's dementia in the United States.
- A3. State-by-state prevalence of Alzheimer's dementia: These state-by-state prevalence numbers are based on an analysis of incidence data from CHAP, projected to each state's population for 2020 and 2025, with adjustments for state-specific age, gender, years of education, race and mortality.²³⁹ These projections come from a previous analysis of CHAP data that is not the same as the analysis providing the total number for the United States in 2021. State-by-state projections are not available for 2021.
- A4. Criteria for identifying people with Alzheimer's or other dementias in the Framingham Heart Study: From 1975 to 2009, 7,901 people from the Framingham Study who had survived free of dementia to at least age 45, and 5,937 who had survived free of dementia until at least age 65 were followed for incidence of dementia.²⁴⁴ Diagnosis of dementia was made according to the *Diagnostic and Statistical Manual of Mental Disorders, 4th Edition (DSM-IV)* criteria and required that the participant survive for at least 6 months after onset of symptoms. Standard diagnostic criteria (the NINCDS-ADRDA criteria from 1984) were used to diagnose Alzheimer's dementia. The definition of Alzheimer's and other dementias used in the Framingham Study was very strict; if a definition that included milder disease and disease of less than six months' duration were used, lifetime risks of Alzheimer's and other dementias would be higher than those estimated by this study.
- A5. Projected number of people with Alzheimer's dementia, 2020-2060: This figure comes from the CHAP study.²¹⁶ Other projections are somewhat lower (see, for example, Brookmeyer et al.²²⁴) because they relied on more conservative methods for counting people who currently have Alzheimer's dementia.^{A2} Nonetheless, these estimates are statistically consistent with each other, and all projections suggest substantial growth in the number of people with Alzheimer's dementia over the coming decades.
- A6. Annual mortality rate due to Alzheimer's disease by state: Unadjusted death rates are presented rather than age-adjusted death rates in order to provide a clearer depiction of the burden of mortality for each state. States such as Florida with larger populations of older people will have a larger burden of mortality due to Alzheimer's — a burden that appears smaller relative to other states when the rates are adjusted for age.
- A7. Number of family and other unpaid caregivers of people with Alzheimer's or other dementias: To calculate this number, the Alzheimer's Association started with data from the Behavioral Risk Factor Surveillance System (BRFSS) survey. Between 2015 and 2019, 44 states and the District of Columbia utilized the BRFSS caregiver module. This module identified respondents age 18 and over who had provided any regular care or assistance during the past month to a family member or friend who had a health problem, long-term illness or disability. The module asks a series of follow-up questions, including asking the caregiver to identify what the main health problem, long-term illness, or disability that the person they care for has. One of the reported condition categories is Alzheimer's disease, dementia, or other cognitive impairment. This number does not include caregivers whose caregiving recipient has dementia, but is not their main condition. To calculate the total percentage of adults that are caregivers for individuals living with dementia, data collected in 2019 by the National Alliance for Caregiving (NAC)/AARP was also utilized. The NAC/AARP survey asked respondents age 18 and over whether they were providing unpaid care for a relative or friend age 18 or older or had provided such care during the past 12 months. Respondents who answered affirmatively were then asked about the health problems of the person for whom they provided care: 11% of respondents reported dementia as the main condition of their care recipient, while 26% of all respondents reported the presence of dementia. Using this ratio in combination with BRFSS data, the Alzheimer's Association was able to determine the percentage of adults in 44 states and the District of Columbia who are caregivers for individuals living with Alzheimer's or another dementia. For the 6 states without 2015-2019 BRFSS data, this percentage was estimated using state-specific BRFSS data from 2009 combined with the aggregated average of BRFSS data from 2015-2017. To determine the number of Alzheimer's and dementia caregivers in each state, the percentages were applied to the estimated number of people age 18 and older in each state in July 2020, using U.S. Census Bureau data available at: <https://www.census.gov/programs-surveys/popest/technical-documentation/research/evaluation-estimates.html>. This resulted in a total of 11.199 million Alzheimer's and dementia caregivers across all 50 states and the District of Columbia.
- A8. The 2014 Alzheimer's Association Women and Alzheimer's Poll: This poll questioned a nationally-representative sample of 3,102 American adults about their attitudes, knowledge and experiences related to Alzheimer's and dementia from Jan. 9, 2014, to Jan. 29, 2014. An additional 512 respondents who provided unpaid help to a relative or friend with Alzheimer's or a related dementia were asked questions about their care provision. Random selections of telephone numbers from landline and cell phone exchanges throughout the United States were conducted. One individual per household was selected from the landline sample, and cell phone respondents were selected if they were 18 years old or older. Interviews were administered in English and Spanish. The poll "oversampled" Hispanics/Latinos, selected from U.S. Census tracts with higher than an 8% concentration of this group. A list sample of Asian Americans was also utilized to oversample this group. A general population weight was used to adjust for number of adults in the household and telephone usage; the second stage of this weight balanced the sample to estimated U.S. population characteristics. A weight for the caregiver sample accounted for the increased likelihood of female and white respondents in the caregiver sample. Sampling weights were also created to account for the use of two supplemental list samples. The resulting interviews comprise a probability-based, nationally representative sample of U.S. adults. A caregiver was defined as an adult over age 18 who, in the past 12 months, provided unpaid care to a relative or friend age 50 or older with Alzheimer's or another dementia. Questionnaire design and interviewing were conducted by Abt SRBI of New York.

A9. **Number of hours of unpaid care:** The BRFSS survey asks caregivers to identify, within five time frames, the number of hours they provide care in an average week. Using the method developed by Rabarison and colleagues,⁷²⁵ the Alzheimer's Association assumed the midpoint of each time frame was the average number of hours for each caregiver within that time frame and then calculated the overall average number of hours of weekly care provided by dementia caregivers in each state. This number was then converted to a yearly average and multiplied by the number of caregivers in each state^{A7} to determine the total number of hours of care provided. For the 6 states without recent BRFSS data, their number of hours was calculated using the aggregated average of BRFSS data from 2015–2017. When added together, across all 50 states and the District of Columbia, the total number of hours provided by Alzheimer's and dementia caregivers is 15.338 billion hours.

A10. **Value of unpaid caregiving:** For each state, the hourly value of care was determined as the average of the state minimum hourly wage⁷²⁶ and the state median hourly cost of a home health aide.⁶¹⁶ The average for each state was then multiplied by the total number of hours of unpaid care in that state^{A9} to derive the total value of unpaid care. Adding the totals from all states and the District of Columbia resulted in an economic value of \$256,650 billion for dementia caregiving in the United States in 2020.

A11. **Lewin Model on Alzheimer's and dementia costs:** These numbers come from a model created for the Alzheimer's Association by the Lewin Group. The model estimates total payments for health care, long-term care and hospice — as well as state-by-state Medicaid spending — for people with Alzheimer's and other dementias. The model was updated by the Lewin Group in January 2015 (updating previous model) and June 2015 (addition of state-by-state Medicaid estimates). Detailed information on the model, its long-term projections and its methodology are available at alz.org/trajectory. For the purposes of the data presented in this report, the following parameters of the model were changed relative to the methodology outlined at alz.org/trajectory: (1) cost data from the 2011 Medicare Current Beneficiary Survey (MCBS) were used rather than data from the 2008 MCBS; (2) prevalence among older adults was assumed to equal the prevalence levels from Rajan and colleagues²¹⁶ and included in this report (6.2 million in 2021), rather than the prevalence estimates derived by the model itself; (3) estimates of inflation and excess cost growth reflect the most recent relevant estimates from the cited sources (Centers for Medicare & Medicaid Services [CMS] actuaries and the Congressional Budget Office); and (4) the most recent (2014) state-by-state data from CMS on the number of nursing home residents and percentage with moderate and severe cognitive impairment were used in lieu of 2012 data.

A12. **All cost estimates were inflated to year 2020 dollars using the Consumer Price Index (CPI):** All cost estimates were inflated using the seasonally adjusted average prices for medical care services from all urban consumers. The relevant item within medical care services was used for each cost element. For example, the medical care item within the CPI was used to inflate total health care payments; the hospital services item within the CPI was used to inflate hospital payments; and the nursing home and adult day services item within the CPI was used to inflate nursing home payments.

A13. **Medicare Current Beneficiary Survey Report:** These data come from an analysis of findings from the 2011 Medicare Current Beneficiary Survey (MCBS). The analysis was conducted for the Alzheimer's Association by Avalere Health.²⁴⁰ The MCBS, a continuous survey of a nationally representative sample of about 15,000 Medicare beneficiaries, is linked to Medicare claims. The survey is supported by the U.S. Centers for Medicare & Medicaid Services (CMS). For community-dwelling survey participants, MCBS interviews are conducted in person three times a year

with the Medicare beneficiary or a proxy respondent if the beneficiary is not able to respond. For survey participants who are living in a nursing home or another residential care facility, such as an assisted living residence, retirement home or a long-term care unit in a hospital or mental health facility, MCBS interviews are conducted with a staff member designated by the facility administrator as the most appropriate to answer the questions. Data from the MCBS analysis that are included in *2021 Alzheimer's Disease Facts and Figures* pertain only to Medicare beneficiaries age 65 and older. For this MCBS analysis, people with dementia are defined as:

- Community-dwelling survey participants who answered yes to the MCBS question, "Has a doctor ever told you that you had Alzheimer's disease or dementia?" Proxy responses to this question were accepted.
- Survey participants who were living in a nursing home or other residential care facility and had a diagnosis of Alzheimer's disease or dementia in their medical record.
- Survey participants who had at least one Medicare claim with a diagnostic code for Alzheimer's or other dementias in 2008. The claim could be for any Medicare service, including hospital, skilled nursing facility, outpatient medical care, home health care, hospice or physician, or other health care provider visit. The diagnostic codes used to identify survey participants with Alzheimer's or other dementias are 331.0, 331.1, 331.11, 331.19, 331.2, 331.7, 331.82, 290.0, 290.1, 290.10, 290.11, 290.12, 290.13, 290.20, 290.21, 290.3, 290.40, 290.41, 290.42, 290.43, 291.2, 294.0, 294.1, 294.10 and 294.11.

Costs from the MCBS analysis are based on responses from 2011 and reported in 2020 dollars.

A14. **Differences in estimated costs reported by Hurd and colleagues:** Hurd and colleagues⁵⁷⁷ estimated per-person costs using data from participants in ADAMS, a cohort in which all individuals underwent diagnostic assessments for dementia. *2021 Alzheimer's Disease Facts and Figures* estimated per-person costs using data from the Medicare Current Beneficiary Survey (MCBS) to be \$52,481. One reason that the per-person costs estimated by Hurd and colleagues are lower than those reported in *Facts and Figures* is that ADAMS, with its diagnostic evaluations of everyone in the study, is more likely than MCBS to have identified individuals with less severe or undiagnosed Alzheimer's. By contrast, the individuals with Alzheimer's registered by MCBS are likely to be those with more severe, and therefore more costly, illness. A second reason is that the Hurd et al. Estimated costs reflect an effort to isolate the incremental costs associated with Alzheimer's and other dementias (those costs attributed only to dementia), while the per-person costs in *2021 Alzheimer's Disease Facts and Figures* incorporate all costs of caring for people with the disease (regardless of whether the expenditure was related to dementia or a coexisting condition).

References

1. Quiroz YT, Zetterberg H, Reiman EM, Chen Y, Su Y, Fox-Fuller JT, et al. Plasma neurofilament light chain in the presenilin 1 E280A autosomal dominant Alzheimer's disease kindred: A cross-sectional and longitudinal cohort study. *Lancet Neuro* 2020;19(6):513-21.
2. Barthelemy N, Joseph-Mathurin N, Gordon BA, Hassenstab J, Benzinger TLS, et al. A soluble phosphorylated tau signature links tau, amyloid and the evolution of stages of dominantly inherited Alzheimer's disease. *Nat Med* 2020;26:398-407.
3. Villemagne VL, Burnham S, Bourgeat P, Brown B, Ellis KA, Salvado O, et al. Amyloid β deposition, neurodegeneration, and cognitive decline in sporadic Alzheimer's disease: A prospective cohort study. *Lancet Neuro* 2013;12(4):357-67.
4. Reiman EM, Quiroz YT, Fleisher AS, Chen K, Velez-Pardos C, Jimenez-Del-Rio M, et al. Brain imaging and fluid biomarker analysis in young adults at genetic risk for autosomal dominant Alzheimer's disease in the presenilin 1 E280A kindred: A case-control study. *Lancet Neuro* 2012;11(2):1048-56.
5. Jack CR, Lowe VJ, Weigand SD, Wiste HJ, Senjem ML, Knopman DS, et al. Serial PiB and MRI in normal, mild cognitive impairment and Alzheimer's disease: Implications for sequence of pathological events in Alzheimer's disease. *Brain* 2009;132:1355-65.
6. Bateman RJ, Xiong C, Benzinger TL, Fagan AM, Goate A, Fox NC, et al. Clinical and biomarker changes in dominantly inherited Alzheimer's disease. *N Engl J Med* 2012;367(9):795-804.
7. Gordon BA, Blazey TM, Su Y, Hari-Raj A, Dincer A, Flores S, et al. Spatial patterns of neuroimaging biomarker change in individuals from families with autosomal dominant Alzheimer's disease: A longitudinal study. *Lancet Neuro* 2018;17(3):241-50.
8. Braak H, Thal DR, Ghebremedhin E, Del Tredici K. Stages of the pathologic process in Alzheimer disease: Age categories from 1 to 100 years. *J Neuropathol Exp Neurol* 2011;70(11):960-9.
9. Sato C, Barthélemy NR, Mawuenyega KG, Patterson BW, Gordon BA, Jockel-Balsarotti J, et al. Tau kinetics in neurons and the human central nervous system. *Neuron* 2018;98(4):861-4.
10. Hanseeuw, BJ; Betensky RA, Jacobs HIL, Schultz AP, Sepulcre J, Becker JA, et al. Association of amyloid and tau with cognition in preclinical Alzheimer disease. *JAMA Neurol* 2019;76(8):915-24.
11. Kapasi A, DeCarli C, Schneider JA. Impact of multiple pathologies on the threshold for clinically overt dementia. *Acta Neuropathol* 2017;134(2):171-86.
12. Brenowitz WD, Hubbard RA, Keene CD, Hawes SE, Longstreth WT, Woltjer, et al. Mixed neuropathologies and estimated rates of clinical progression in a large autopsy sample. *Alzheimers Dement*. 2017;13(6):654-62.
13. National Institute on Aging. What are frontotemporal disorders? Available at: <https://www.nia.nih.gov/health/what-are-frontotemporal-disorders>. Accessed December 23, 2020.
14. Hogan DB, Jette N, Fiest KM, Roberts JI, Pearson D, Smith EE, et al. The prevalence and incidence of frontotemporal dementia: A systematic review. *Can J Neurol Sci* 2016;43(suppl):S96-S109.
15. Stojkowska I, Krainc D, Mazzulli JR. Molecular mechanisms of α -synuclein and GBA1 in Parkinson's disease. *Cell Tissue Res* 2018;373(1):51-60.
16. De Reuck J, Maurage CA, Deramecourt V, Pasquier F, Cordonnier C, Leys D, et al. Aging and cerebrovascular lesions in pure and in mixed neurodegenerative and vascular dementia brains: A neuropathological study. *Folia Neuropathol* 2018;56(2):81-7.
17. James BD, Bennett DA, Boyle PA, Leurgans S, Schneider JA. Dementia from Alzheimer disease and mixed pathologies in the oldest old. *JAMA* 2012;307(17):1798-800.
18. Kawas CH, Kim RC, Sonnen JA, Bullain SS, Trieu T, Corrada MM. Multiple pathologies are common and related to dementia in the oldest-old: The 90+ Study. *Neurology* 2015;85(6):535-42.
19. Viswanathan A, Rocca WA, Tzourio C. Vascular risk factors and dementia: How to move forward? *Neurology* 2009;72:368-74.
20. Schneider JA, Arvanitakis Z, Bang W, Bennett DA. Mixed brain pathologies account for most dementia cases in community-dwelling older persons. *Neurology* 2007;69:2197-204.
21. Schneider JA, Arvanitakis Z, Leurgans SE, Bennett DA. The neuropathology of probable Alzheimer disease and mild cognitive impairment. *Ann Neurol* 2009;66(2):200-8.
22. Jellinger KA, Attems J. Neuropathological evaluation of mixed dementia. *J Neurol Sci* 2007;257(1-2):80-7.
23. Jellinger KA. The enigma of mixed dementia. *Alzheimers Dement* 2007;3(1):40-53.
24. Boyle PA, Yu L, Leurgans SE, Wilson RS, Brookmeyer R, Schneider JA, et al. Attributable risk of Alzheimer's dementia attributed to age-related neuropathologies. *Ann Neurol* 2019;85(1):114-24.
25. Boyle PA, Lei Y, Wilson RS, Leurgans SE, Schneider JA, Bennett DA. Person-specific contribution of neuropathologies to cognitive loss in old age. *Ann Neurol* 2018;83(1):74-83.
26. Jellinger KA, Attems J. Prevalence of dementia disorders in the oldest-old: an autopsy study. *Acta Neuropathol* 2010;119:421-33.
27. Sperling RA, Aisen PS, Beckett LA, Bennett DA, Craft S, Fagan AM, et al. Toward defining the preclinical stages of Alzheimer's disease: Recommendations from the National Institute on Aging-Alzheimer's Association workgroups on diagnostic guidelines for Alzheimer's disease. *Alzheimers Dement* 2011;7(3):280-92.
28. Albert MS, DeKosky ST, Dickson D, Dubois B, Feldman HH, Fox N, et al. The diagnosis of mild cognitive impairment due to Alzheimer's disease: Recommendations from the National Institute on Aging-Alzheimer's Association workgroups on diagnostic guidelines for Alzheimer's disease. *Alzheimers Dement* 2011;7(3):270-9.
29. McKhann GM, Knopman DS, Chertkow H, Hyman BT, Jack CR, Kawas CH, et al. The diagnosis of dementia due to Alzheimer's disease: Recommendations from the National Institute on Aging-Alzheimer's Association workgroups on diagnostic guidelines for Alzheimer's disease. *Alzheimers Dement* 2011;7(3):263-9.
30. Jack CR, Albert MS, Knopman DS, McKhann GM, Sperling RA, Carrillo MC, et al. Introduction to the recommendations from the National Institute on Aging-Alzheimer's Association workgroups on diagnostic guidelines for Alzheimer's disease. *Alzheimers Dement* 2011;7(3):257-62.
31. Vermunt L, Sikkes SAM, van den Hout A, Handels R, Bos I, van der Flier WM, et al. Duration of preclinical, prodromal, and dementia stages of Alzheimer's disease in relation to age, sex, and APOE genotype. *Alzheimers Dement* 2019;15:888-98.
32. Sperling RA, Donohue MC, Raman R, Sun C-K, Yaari R, Holdridge K, et al. Association of factors with elevated amyloid burden in clinically normal older individuals. *JAMA Neurol* 2020;77(6):735-45.
33. Bennett DA, Schneider JA, Arvanitakis Z, Kelly JF, Aggarwal NT, Shah RC, et al. Neuropathology of older persons without cognitive impairment from two community-based studies. *Neurology* 2006;66:1837-44.
34. Knopman DS, Parisi JE, Salviati A, Floriach-Robert M, Boeve BF, Ivnik RJ, et al. Neuropathology of cognitively normal elderly. *J Neuropathol Exp Neurol* 2003;62:1087-95.
35. Petersen RC, Lopez O, Armstrong MJ, Getchius TSD, Ganguli M, Gloss D, et al. Practice guideline update summary: Mild cognitive impairment. *Neurology* 2018;90(3):126-35.
36. Ward A, Tardiff S, Dye C, Arrighi HM. Rate of conversion from prodromal Alzheimer's disease to Alzheimer's dementia: A systematic review of the literature. *Dement Geriatr Cogn Disord Extra* 2013;3(1):320-32.
37. Johnson KA, Minoshima S, Bohnen NI, Donohoe KJ, Foster NL, Herscovitch P, et al. Appropriate use criteria for amyloid PET: A report of the Amyloid Imaging Task Force, the Society of Nuclear Medicine and Molecular Imaging, and the Alzheimer's Association. *Alzheimers Dement* 2013;9(1):e1-e16.
38. Shaw LM, Arias J, Blennow K, Galasko D, Molinuevo JL, Salloway S, et al. Appropriate use criteria for lumbar puncture and cerebrospinal fluid testing in the diagnosis of Alzheimer's disease. *Alzheimers Dement* 2018;14:1505-21.
39. Wilson RS, Segawa E, Boyle PA, Anagnos SE, Hizek LP, Bennett DA. The natural history of cognitive decline in Alzheimer's disease. *Psychol Aging* 2012;27(4):1008-17.

40. Barker WW, Luis CA, Kashuba A, Luis M, Harwood DG, Loewenstein D, et al. Relative frequencies of Alzheimer's disease, Lewy body, vascular and frontotemporal dementia, and hippocampal sclerosis in the State of Florida Brain Bank. *Alzheimer Dis Assoc Disord* 2002;16(4):203-12.
41. Boustani M, Peterson B, Hanson L, Harris R, Lohr KN. Screening for dementia in primary care: A summary of the evidence for the U.S. Preventive Services Task Force. *Ann Intern Med* 2003;138(11):927-37.
42. Bradford A, Kunik ME, Schultz P, Williams SP, Singh H. Missed and delayed diagnosis of dementia in primary care: Prevalence and contributing factors. *Alz Dis Assoc Disord* 2009;23(4):306-14.
43. Kotagal V, Langa KM, Plassman BL, Fisher GG, Giordani BJ, Wallace RB, et al. Factors associated with cognitive evaluations in the United States. *Neurology* 2015;84(1):64-71.
44. Taylor DH, Jr., Ostbye T, Langa KM, Weir D, Plassman BL. The accuracy of Medicare claims as an epidemiological tool: The case of dementia revisited. *J Alzheimers Dis* 2009;17(4):807-15.
45. Barrett AM, Orange W, Keller M, Damgaard P, Swerdlow RH. Short-term effect of dementia disclosure: How patients and families describe the diagnosis. *J Am Geriatr Soc* 2006;54(12):1968-70.
46. Zaleta AK, Carpenter BD, Porensky EK, Xiong C, Morris JC. Agreement on diagnosis among patients, companions, and professionals after a dementia evaluation. *Alzheimer Dis Assoc Disord* 2012;26(3):232-7.
47. Amjad H, Roth DL, Samus QM, Yasar S, Wolff JL. Potentially unsafe activities and living conditions of older adults with dementia. *J Am Geriatr Soc* 2016;64(6):1223-32.
48. Alzheimer's Association. 2015 Alzheimer's Disease Facts and Figures. *Alzheimer Dement* 2015;11(3):332-84.
49. Ralph SJ, Espinet AJ. Increased all-cause mortality by antipsychotic drugs: Updated review and meta-analysis in dementia and general mental health care. *J Alzheimers Dis Rep* 2018;2:1-26.
50. Maust DT, Kim HM, Seyfried LS, Chiang C, Kavanagh J, Schneider LS, et al. Antipsychotics, other psychotropics, and the risk of death in patients with dementia: number needed to harm. *JAMA Psychiatry* 2015;72:438-45.
51. McKhann GM, Albert MS, Sperling RA. Changing diagnostic concepts of Alzheimer's disease. In: Hampel H, Carrillo MC, eds. *Alzheimer's disease — Modernizing concept, biological diagnosis and therapy*. Basel, Switzerland: Karger; 2012. p. 115-21.
52. Bloudek LM, Spackman ED, Blankenburg M, Sullivan SD. Review and meta-analysis of biomarkers and diagnostic imaging in Alzheimer's disease. *J Alzheimers Dis* 2011;26:627-45.
53. Watt JA, Goodarzi Z, Veroniki AA, Nincic V, Khan PA, Ghassemi M, et al. Comparative efficacy of interventions for aggressive and agitated behaviors in dementia. *Ann Internal Med* 2019;171(9):633-42.
54. Groot C, Hooghiemstra AM, Rajmakers PG, van Berckel BN, Scheltens P, Scherder E, et al. The effect of physical activity on cognitive function in patients with dementia: A meta-analysis of randomized control trials. *Ageing Res Rev* 2016;25:13-23.
55. Farina N, Rusted J, Tabet N. The effect of exercise interventions on cognitive outcome in Alzheimer's disease: A systematic review. *Int Psychogeriatr* 2014;26(1):9-18.
56. Aguirre E, Woods RT, Spector A, Orrell M. Cognitive stimulation for dementia: A systematic review of the evidence of effectiveness from randomised controlled trials. *Ageing Res Rev* 2013;12(1):253-62.
57. Fukushima RLM, do Carmo EG, do Valle Pedrosa R, Micali PN, Donadelli PS, Fuzaro G, et al. Effects of cognitive stimulation on neuropsychiatric symptoms in elderly with Alzheimer's disease: A systematic review. *Dement Neuropsychol* 2016;10(3):178-84.
58. Kishita N, Backhouse T, Mioshi E. Nonpharmacological interventions to improve depression, anxiety, and quality of life (QoL) in people with dementia: An overview of systematic reviews. *J Geriatr Psychiatry Neurol* 2020;33(1):28-41.
59. Bahar-Fuchs A, Martyr A, Goh AMY, Sabates J, Clare L. Cognitive training for people with mild to moderate dementia. *Cochrane Database Syst Rev* 2019;3(3):CD013069.
60. Livingston G, Huntley J, Sommerlad A, Ames D, Ballard C, Banerjee S, et al. Dementia prevention, intervention, and care: 2020 report of the Lancet Commission. *Lancet* 2020;396(10248):413-46.
61. Vickrey BG, Mittman BS, Connor KI, Pearson ML, Della Penna RD, Ganiats TG, et al. The effect of a disease management intervention on quality and outcomes of dementia care: A randomized, controlled trial. *Ann Intern Med* 2006;145(10):713-26.
62. Voisin T, Vellas B. Diagnosis and treatment of patients with severe Alzheimer's disease. *Drugs Aging* 2009;26(2):135-44.
63. Grossberg GT, Christensen DD, Griffith PA, Kerwin DR, Hunt G, Hall EJ. The art of sharing the diagnosis and management of Alzheimer's disease with patients and caregivers: Recommendations of an expert consensus panel. *Prim Care Companion J Clin Psychiatry* 2010;12(1):PCC.09cs00833.
64. Hebert LE, Bienias JL, Aggarwal NT, Wilson RS, Bennett DA, Shah RC, et al. Change in risk of Alzheimer disease over time. *Neurology* 2010;75:786-91.
65. National Institute on Aging. What Causes Alzheimer's Disease. Available at: <https://www.nia.nih.gov/health/what-causes-alzheimers-disease>. Accessed December 16, 2020.
66. Saunders AM, Strittmatter WJ, Schmechel D, George-Hyslop PH, Pericak-Vance MA, Joo SH, et al. Association of apolipoprotein E allele epsilon 4 with late-onset familial and sporadic Alzheimer's disease. *Neurology* 1993;43:1467-72.
67. Farrer LA, Cupples LA, Haines JL, Hyman B, Kukull WA, Mayeux R, et al. Effects of age, sex, and ethnicity on the association between apolipoprotein E genotype and Alzheimer disease: A meta-analysis. *JAMA* 1997;278:1349-56.
68. Green RC, Cupples LA, Go R, Benke KS, Edeki T, Griffith PA, et al. Risk of dementia among white and African American relatives of patients with Alzheimer disease. *JAMA* 2002;287(3):329-36.
69. Fratiglioni L, Ahlbom A, Viitanen M, Winblad B. Risk factors for late-onset Alzheimer's disease: A population-based, case-control study. *Ann Neurol* 1993;33(3):258-66.
70. Mayeux R, Sano M, Chen J, Tatemichi T, Stern Y. Risk of dementia in first-degree relatives of patients with Alzheimer's disease and related disorders. *Arch Neurol* 1991;48(3):269-73.
71. Lautenschlager NT, Cupples LA, Rao VS, Auerbach SA, Becker R, Burke J, et al. Risk of dementia among relatives of Alzheimer's disease patients in the MIRAGE Study: What is in store for the oldest old? *Neurology* 1996;46(3):641-50.
72. Hebert LE, Weuve J, Scherr PA, Evans DA. Alzheimer disease in the United States (2010-2050) estimated using the 2010 Census. *Neurology* 2013;80(19):1778-83.
73. Nelson PT, Head E, Schmitt FA, Davis PR, Neltner JH, Jicha GA, et al. Alzheimer's disease is not "brain aging": Neuropathological, genetic, and epidemiological human studies. *Acta Neuropathol* 2011;121:571-87.
74. Rajan KB, Barnes LL, Wilson RS, McAninch EA, Weuve J, Singhoko D, et al. Racial differences in the association between apolipoprotein E risk alleles and overall and total cardiovascular mortality over 18 years. *JAGS* 2017;65:2425-30.
75. Evans DA, Bennett DA, Wilson RS, Bienias JL, Morris MC, Scherr PA, et al. Incidence of Alzheimer disease in a biracial urban community: Relation to apolipoprotein E allele status. *Arch Neurol* 2003;60(2):185-9.
76. Tang M, Stern Y, Marder K, Bell K, Gurland B, Lantigua R, et al. The APOE-e4 allele and the risk of Alzheimer disease among African Americans, whites, and Hispanics. *JAMA* 1998;279:751-55.
77. Loy CT, Schofield PR, Turner AM, Kwok JBJ. Genetics of dementia. *Lancet* 2014;383:828-40.
78. Holtzman DM, Herz J, Bu G. Apolipoprotein E and apolipoprotein E receptors: Normal biology and roles in Alzheimer disease. *Cold Spring Harb Perspect Med* 2012;2(3):a006312.
79. Michaelson DM. APOEε4: The most prevalent yet understudied risk factor for Alzheimer's disease. *Alzheimers Dement* 2014;10:861-8.
80. Jansen WJ, Ossenkoppele R, Knol KL, Tijms BM, Scheltens P, Verhey FRJ, et al. Prevalence of cerebral amyloid pathology in persons without dementia. *JAMA* 2015;313(19):1924-38.

81. Spinney L. Alzheimer's disease: The forgetting gene. *Nature* 2014;510(7503):26-8.
82. Ward A, Crean S, Mercaldi CJ, Collins JM, Boyd D, Cook MN, et al. Prevalence of apolipoprotein e4 genotype and homozygotes (APOE e4/e4) among patients diagnosed with Alzheimer's disease: A systematic review and meta-analysis. *Neuroepidemiology* 2012;38:1-17.
83. Mayeux R, Saunders AM, Shea S, Mirra S, Evans D, Roses AD, et al. Utility of the apolipoprotein E genotype in the diagnosis of Alzheimer's disease. *N Engl J Med* 1998;338:506-11.
84. Dekhtyar S, Marseglia A, Xu W, Darin-Mattsson A, Wang H, Fratiglioni L. Genetic risk of dementia mitigated by cognitive reserve: A cohort study. *Ann Neurol* 2019;86(1):68-78.
85. Weuve J, Barnes LL, Mendes de Leon CF, Rajan KB, Beck T, Aggarwal NT, et al. Cognitive aging in black and white Americans: Cognition, cognitive decline, and incidence of Alzheimer disease dementia. *Epidemiology* 2018;29(1):151-9.
86. Hendrie HC, Murrell J, Baiyewu O, Lane KA, Purnell C, Ogunniyi A, et al. APOE ε4 and the risk for Alzheimer disease and cognitive decline in African Americans and Yoruba. *Int Psychogeriatr* 2014;26(6):977-85.
87. Reitz C, Jun G, Naj A, Rajbhandary R, Vardarajan BN, Wang LS, et al. Variants in the ATP-binding cassette transporter (ABCA7), apolipoprotein E epsilon 4, and the risk of late-onset Alzheimer disease in African Americans. *JAMA* 2013;309(14):1483-92.
88. Wolters FJ, van der Lee SJ, Koudstaal PJ, van Duijn CM, Hofman A, Ikam MK, et al. Parental family history of dementia in relation to subclinical brain disease and dementia risk. *Neurology* 2017;88:1642-9.
89. World Health Organization. Risk Reduction of Cognitive Decline and Dementia: WHO guidelines. Available at: https://www.who.int/mental_health/neurology/dementia/guidelines_risk_reduction/en/. Accessed December 23, 2020.
90. Baumgart M, Snyder HM, Carrillo MC, Fazio S, Kim H, Johns H. Summary of the evidence on modifiable risk factors for cognitive decline and dementia: A population-based perspective. *Alzheimers Dement* 2015;11(6):718-26.
91. Institute of Medicine. Cognitive Aging: Progress in Understanding and Opportunity for Action. Washington, D.C.: The National Academies Press; 2015.
92. Mergenthaler P, Lindauer U, Dienel GA, Meisel A. Sugar for the brain: The role of glucose in physiological and pathological brain function. *Trends Neurosci* 2013;36(10):587-97.
93. Samieri C, Perier MC, Gaye B, Proust-Lima C, Helmer C, Dartigues JF, et al. Association of cardiovascular health level in older age with cognitive decline and incident dementia. *JAMA* 2018;320(7):657-64.
94. Anstey KJ, von Sanden C, Salim A, O'Kearney R. Smoking as a risk factor for dementia and cognitive decline: A meta-analysis of prospective studies. *Am J Epidemiol* 2007;166(4):367-78.
95. Rusanen M, Kivipelto M, Quesenberry CP, Zhou J, Whitmer RA. Heavy smoking in midlife and long-term risk of Alzheimer disease and vascular dementia. *Arch Intern Med* 2011;171(4):333-9.
96. Beydoun MA, Beydoun HA, Gamaldo AA, Teel A, Zonderman AB, Wang Y. Epidemiologic studies of modifiable factors associated with cognition and dementia: Systematic review and meta-analysis. *BMC Public Health* 2014;14:643.
97. Ohara T, Ninomiya T, Hata J, Ozawa M, Yoshida D, Mukai N, et al. Midlife and late-life smoking and risk of dementia in the community: The Hisayama Study. *J Am Geriatr Soc* 2015;63(11):2332-9.
98. Choi D, Choi S, Park SM. Effect of smoking cessation on the risk of dementia: A longitudinal study. *Ann Clin Transl Neurol* 2018;5(10):1192-9.
99. Wu W, Brickman AM, Luchsinger J, Ferrazzano P, Pichiule P, Yoshita M, et al. The brain in the age of old: The hippocampal formation is targeted differentially by diseases of late life. *Ann Neurol* 2008;64:698-706.
100. Gudala K, Bansal D, Schifano F, Bhansali A. Diabetes mellitus and risk of dementia: A meta-analysis of prospective observational studies. *Diabetes Invest* 2013;4(6):640-50.
101. Vagelatos NT, Eslick GD. Type 2 diabetes as a risk factor for Alzheimer's disease: The confounders, interactions, and neuropathology associated with this relationship. *Epidemiol Rev* 2013;35(1):152-60.
102. Reitz C, Brayne C, Mayeux R. Epidemiology of Alzheimer disease. *Nat Rev Neurol* 2011;7(3):137-52.
103. Rönnemaa E, Zethelius B, Lannfelt L, Kilander L. Vascular risk factors and dementia: 40-year follow-up of a population-based cohort. *Dement Geriatr Cogn Disord* 2011;31(6):460-6.
104. Crane PK, Walker R, Hubbard RA, Li G, Nathan DM, Zheng H, et al. Glucose levels and risk of dementia. *N Engl J Med* 2013;369(6):540-8.
105. Sajeev G, Weuve J, McQueen MB, Blacker D. Diabetes. The AlzRisk Database. Alzheimer Research Forum. Available at: <http://www.alzrisk.org>. Accessed December 23, 2020.
106. Kivimaki M, Luukkonen R, Batty GD, Ferrie JE, Pentti J, Nyberg ST, et al. Body mass index and risk of dementia: Analysis of individual-level data from 1.3 million individuals. *Alzheimers Dement* 2018;14:601-9.
107. Loef M, Walach H. Midlife obesity and dementia: Meta-analysis and adjusted forecast of dementia prevalence in the United States and China. *Obesity (Silver Spring)* 2013;21(1):E51-E55.
108. Anstey KJ, Cherbuin N, Budge M, Young J. Body mass index in midlife and late-life as a risk factor for dementia: A meta-analysis of prospective studies. *Obes Rev* 2011;12(5):E426-E437.
109. Gottesman RF, Schneider AL, Zhou Y, Coresh J, Green E, Gupta N, et al. Association between midlife vascular risk factors and estimated brain amyloid deposition. *JAMA* 2017;17(14):1443-50.
110. Abell JG, Kivimäki M, Dugravot A, Tabak AG, Fayosse A, Shipley M, et al. Association between systolic blood pressure and dementia in the Whitehall II cohort study: Role of age, duration, and threshold used to define hypertension. *Eur Heart J* 2018;39(33):3119-25.
111. Ninomiya T, Ohara T, Hirakawa Y, Yoshida D, Doi Y, Hata J, et al. Midlife and late-life blood pressure and dementia in Japanese elderly: The Hisayama Study. *Hypertension* 2011;58(1):22-8.
112. Debette S, Seshadri S, Beiser A, Au R, Himali JJ, Palumbo C, et al. Midlife vascular risk factor exposure accelerates structural brain aging and cognitive decline. *Neurology* 2011;77:461-8.
113. Livingston G, Sommerlad A, Orgeta V, Costafreda SG, Huntley H, Ames D, et al. Dementia prevention, intervention, and care. *Lancet* 2017;390:2673-734.
114. Gottesman RF, Albert MS, Alonso A, Coker LH, Coresh J, Davis SM, et al. Associations between midlife vascular risk factors and 25-year incident dementia in the Atherosclerosis Risk in Communities (ARIC) cohort. *JAMA Neurol* 2017;74(10):1246-54.
115. Solomon A, Kivipelto M, Wolozin B, Zhou J, Whitmer RA. Midlife serum cholesterol and increased risk of Alzheimer's and vascular dementia three decades later. *Dement and Geriatr Disord* 2009;28:75-80.
116. Meng XF, Yu JT, Wang HF, Tan MS, Wang C, Tan CC, et al. Midlife vascular risk factors and the risk of Alzheimer's disease: A systematic review and meta-analysis. *J Alzheimers Dis* 2014;42(4):1295-310.
117. The SPRINT MIND Investigators for the SPRINT Research Group. Effect of intensive vs standard blood pressure control on probable dementia: A randomized clinical trial. *JAMA* 2019;321(6):553-61.
118. Fitzpatrick A, Kuller LH, Lopez OL, Diehr P, O'Meara ES, Longstreth WT, et al. Mid- and late-life obesity: Risk of dementia in the Cardiovascular Health Cognition Study. *Arch Neurol* 2009;66:336-42.
119. Corrada MM, Hayden KM, Paganini-Hill A, Bullain SS, DeMoss J, Aguirre C, et al. Age of onset of hypertension and risk of dementia in the oldest-old: The 90+ Study. *Alzheimer Dement* 2017;13:103-10.
120. Ogino E, Manly JJ, Schupf N, Mayeux R, Gu Y. Current and past leisure time physical activity in relation to risk of Alzheimer's disease in older adults. *Alzheimers Dement* 2019;15(12):1603-11.

121. Najjar J, Ostling S, Gudmundsson P, Sundh V, Johansson L, Kern S, et al. Cognitive and physical activity and dementia: A 44-year longitudinal population study of women. *Neurology* 2019;92(12):e1322-e1330.
122. Buchman AS, Yu L, Wilson RS, Lim A, Dawe RJ, Gaiteri C, et al. Physical activity, common brain pathologies, and cognition in community-dwelling older adults. *Neurology* 2019;92(8):e811-e822.
123. Harrington M, Weuve J, Jackson JW, Blacker D. Physical Activity. The AlzRisk Database. Alzheimer Research Forum. Available at: <http://www.alzrisk.org>. Accessed December 23, 2020.
124. Tan ZS, Spartano NL, Beiser AS, DeCarli C, Auerbach SH, Vasan RS, et al. Physical activity, brain volume, and dementia risk: The Framingham Study. *J Gerontol A Biol Sci Med Sci* 2017;72:789-95.
125. Willey JZ, Gardener H, Caunca MR, Moon YP, Dong C, Cheung YK, et al. Leisure-time physical activity associates with cognitive decline: The Northern Manhattan Study. *Neurology* 2016;86(20):1897-903.
126. Stephen R, Hongistro K, Solomon A, Lonroos E. Physical activity and Alzheimer's disease: A systematic review. *J Gerontol A Biol Sci Med Sci* 2017;72(6):733-9.
127. Blondell SJ, Hammersley-Mather R, Veerman JL. Does physical activity prevent cognitive decline and dementia? A systematic review and meta-analysis of longitudinal studies. *BMC Public Health* 2014;14:510.
128. Koscak TB. Physical activity improves cognition: Possible explanations. *Biogerontology* 2017;18(4):477-83.
129. Guure CB, Ibrahim NA, Adam MB, Said SM. Impact of physical activity on cognitive decline, dementia, and its subtypes: Meta-analysis of prospective studies. *Biomed Res Int* 2017;2017:9016924.
130. Soni M, Orrell M, Bandelow S, Steptoe A, Rafnsson S, d'Orsi E, et al. Physical activity pre- and post-dementia: English Longitudinal Study of Ageing. *Aging Ment Health* 2017;17:1-7.
131. Barberger-Gateau P, Raffaitin C, Letenneur L, Berr C, Tzourio C, Dartigues JF, et al. Dietary patterns and risk of dementia: The Three-City Cohort Study. *Neurology* 2007;69(20):1921-30.
132. Hardman RJ, Kennedy G, Macpherson H, Scholey AB, Pipingas A. Adherence to a Mediterranean-style diet and effects on cognition in adults: A qualitative evaluation and systematic review of longitudinal and prospective trials. *Front Nutr* 2016;3:22.
133. Lourida I, Soni M, Thompson-Coon J, Purandare N, Lang IA, Ukoumunne OC, et al. Mediterranean diet, cognitive function, and dementia: A systematic review. *Epidemiology* 2013;24:479-89.
134. Morris MC, Tangney CC, Wang Y, Sacks FM, Barnes LL, Bennett DA, et al. MIND diet slows cognitive decline with aging. *Alzheimers Dement* 2015;11(9):1015-22.
135. Morris MC, Tangney CC, Wang Y, Sacks FM, Bennett DA, Aggarwal NT. MIND diet associated with reduced incidence of Alzheimer's disease. *Alzheimers Dement* 2015;11:1007-14.
136. Butler M, Nelson VA, Davila H, Ratner E, Fink HA, Hemmy LS, et al. Over-the-counter supplement interventions to prevent cognitive decline, mild cognitive impairment, and clinical Alzheimer-type dementia. *Ann Intern Med* 2018;168:52-62.
137. Rosenberg A, Ngandu T, Rusanen M, Antikainen R, Bäckman L, Havulinna S, et al. Multidomain lifestyle intervention benefits a large elderly population at risk for cognitive decline and dementia regardless of baseline characteristics: The FINGER trial. *Alzheimers Dement* 2018;14(3):263-70.
138. Kulmala J, Ngandu T, Kivipelto M. Prevention matters: Time for global action and effective implementation. *J Alzheimers Dis* 2018;64(s1):S191-S198.
139. Fitzpatrick AL, Kuller LH, Ives DG, Lopez OL, Jagust W, Breitner JC, et al. Incidence and prevalence of dementia in the Cardiovascular Health Study. *J Am Geriatr Soc* 2004;52(2):195-204.
140. Kukull WA, Higdon R, Bowen JD, McCormick WC, Teri L, Schellenberg GD, et al. Dementia and Alzheimer disease incidence: A prospective cohort study. *Arch Neurol* 2002;59(11):1737-46.
141. Sando SB, Melquist S, Cannon A, Hutton M, Sletvold O, Saltvedt I, et al. Risk-reducing effect of education in Alzheimer's disease. *Int J Geriatr Psychiatry* 2008;23(11):1156-62.
142. Stern Y. Cognitive reserve in ageing and Alzheimer's disease. *Lancet Neurol* 2012;11(11):1006-12.
143. Hendrie HC, Smith-Gamble V, Lane KA, Purnell C, Clark DO, Gao S. The Association of early life factors and declining incidence rates of dementia in an elderly population of African Americans. *J Gerontol B Psychol Sci Soc Sci* 2018;16(73, suppl 1):S82-S89.
144. Stern Y. What is cognitive reserve? Theory and research application of the reserve concept. *J Int Neuropsychol Soc* 2002;8:448-60.
145. Stern Y, Arenaza-Urquijo EM, Bartres-Faz D, Belleville S, Cantilon M, Chetelat G, et al. Whitepaper: Defining and investigating cognitive reserve, brain reserve, and brain maintenance. *Alzheimers Dement* 2020;16(9):1305-11.
146. Grzywacz JG, Segel-Karpas D, Lachman ME. Workplace exposures and cognitive function during adulthood: Evidence from National Survey of Midlife Development and the O*NET. *J Occup Environ Med* 2016;58(6):535-41.
147. Pool LR, Weuve J, Wilson RS, Bültmann U, Evans DA, Mendes de Leon CF. Occupational cognitive requirements and late-life cognitive aging. *Neurology* 2016;86(15):1386-92.
148. Then FS, Luck T, Luppa M, Arelin K, Schroeter ML, Engel C, et al. Association between mental demands at work and cognitive functioning in the general population: Results of the health study of the Leipzig Research Center for Civilization Diseases. *J Occup Med Toxicol* 2014;9:23.
149. Fisher GG, Stachowski A, Infurna FJ, Faul JD, Grosch J, Tetrick LE. Mental work demands, retirement, and longitudinal trajectories of cognitive functioning. *J Occup Health Psychol* 2014;19(2):231-42.
150. McDowell I, Xi G, Lindsay J, Tierney M. Mapping the connections between education and dementia. *J Clin Exp Neuropsychol* 2007;29(2):127-41.
151. Ihab M, Benson AF, Lubin TJ, Sacks JD, Richmond-Bryant J. Disparities in distribution of particulate matter emission sources by race and poverty status. *Am J Public Health* 2018;108:480-5.
152. Bernard SM, McGeehin MA. Prevalence of blood lead levels ≥ 5 micro g/dL among U.S. children 1 to 5 years of age and socioeconomic and demographic factors associated with blood of lead levels 5 to 10 micro g/dL, Third National Health and Nutrition Examination Survey, 1988-1994. *Pediatrics* 2003;112(6 Pt 1):1308-13.
153. Griffith M, Tajik M, Wing S. Patterns of agricultural pesticide use in relation to socioeconomic characteristics of the population in the rural U.S. South. *Int J Health Serv* 2007;37(2):259-77.
154. Harris CD, Watson KB, Carlson SA, Fulton JE, Dorn JM, Elam-Evans L. Adult participation in aerobic and muscle-strengthening physical activities — United States, 2011. *Morb Mortal Wkly Rep* 2013;62(17):326-30.
155. Menke A, Casagrande S, Geiss L, Cowie CC. Prevalence of and trends in diabetes among adults in the United States, 1988-2012. *JAMA* 2015;314(10):1021-9.
156. Sims M, Diez Roux AV, Boykin S, Sarpong D, Gebreab SY, Wyatt SB, et al. The socioeconomic gradient of diabetes prevalence, awareness, treatment, and control among African Americans in the Jackson Heart Study. *Ann Epidemiol* 2011;21(12):892-8.
157. Lee TC, Glynn RJ, Peña JM, Paynter NP, Conen D, Ridker PM, et al. Socioeconomic status and incident type 2 diabetes mellitus: Data from the Women's Health Study. *PLoS One* 2011;6(12):E27670.
158. Gillespie CD, Hurvitz KA. Prevalence of hypertension and controlled hypertension — United States, 2007-2010. *MMWR Suppl* 2013 Nov 22;62(3):144-8.
159. Centers for Disease Control and Prevention. Current Cigarette Smoking Among Adults in the United States. Available at https://www.cdc.gov/tobacco/data_statistics/fact_sheets/adult_data/cig_smoking/index.htm. Accessed December 23, 2020.

160. Staf RT, Hogan MJ, Williams DS, Whalley LJ. Intellectual engagement and cognitive ability in later life (the "use it or lose it" conjecture): Longitudinal, prospective study. *BMJ* 2018;363:k4925.
161. Wang H-X, Xu W, Pei J-J. Leisure activities, cognition and dementia. *BBA-Mol Basis Dis* 2012;1822(3):482-91.
162. Wang H-X, Karp A, Winblad B, Fratiglioni L. Late-life engagement in social and leisure activities is associated with a decreased risk of dementia: A longitudinal study from the Kungsholmen Project. *Am J Epidemiol* 2002;155(12):1081-7.
163. Saczynski JS, Pfeifer LA, Masaki K, Korf ES, Laurin D, White L, et al. The effect of social engagement on incident dementia: The Honolulu-Asia Aging Study. *Am J Epidemiol* 2006;163(5):433-40.
164. Karp A, Paillard-Borg S, Wang H-X, Silverstein M, Winblad B, Fratiglioni L. Mental, physical and social components in leisure activities equally contribute to decrease dementia risk. *Dement Geriatr Cogn Disord* 2005;21(2):65-73.
165. Di Marco LY, Marzo A, Muñoz-Ruiz M, Ikram MA, Kivipelto M, Ruefenacht D, et al. Modifiable lifestyle factors in dementia: A systematic review of longitudinal observational cohort studies. *J Alzheimers Dis* 2014;42(1):119-35.
166. James BD, Wilson RS, Barnes LL, Bennett DA. Late-life social activity and cognitive decline in old age. *J Int Neuropsychol Soc* 2011;17(6):998-1005.
167. Yates LA, Ziser S, Spector A, Orrell M. Cognitive leisure activities and future risk of cognitive impairment and dementia: Systematic review and meta-analysis. *Int Psychogeriatr* 2016;9:1-16.
168. Ball K, Berch DB, Helmers KF, Jobe JB, Leveck MD, Marsiske M, et al. Effects of cognitive training interventions with older adults: A randomized controlled trial. *JAMA* 2002;288(18):2271-81.
169. Hall CB, Lipton RB, Sliwinski M, Katz MJ, Derby CA, Verghese J. Cognitive activities delay onset of memory decline in persons who develop dementia. *Neurology* 2009;73:356-61.
170. Sanjeev G, Weuve J, Jackson JW, VanderWeele TJ, Bennett DA, Grodstein F, et al. Late-life cognitive activity and dementia. *Epidemiology* 2016;27(5):732-42.
171. Wilson RS, Bennett DA, Bienias JL, Aggarwal NT, Mendes De Leon CF, Morris MC, et al. Cognitive activity and incident AD in a population-based sample of older persons. *Neurology* 2002;59(12):1910-4.
172. Wang Z, Marseglia A, Shang Y, Dintica C, Patrone C, Xu W. Leisure activity and social integration mitigate the risk of dementia related to cardiometabolic diseases: A population-based longitudinal study. *Alzheimer's Dement*. 2020;16:316-25.
173. Fann JR, Ribe AR, Pedersen HS, Fenger-Grøn M, Christensen J, Benros ME, et al. Long-term risk of dementia among people with traumatic brain injury in Denmark: A population-based observational cohort study. *Lancet Psychiatry* 2018;5(5):424-31.
174. Centers for Disease Control and Prevention. Surveillance Report of Traumatic Brain Injury-related Emergency Department Visits, Hospitalizations, and Deaths: United States, 2014. Available at: https://www.cdc.gov/traumaticbraininjury/pdf/TBI-Surveillance-Report-FINAL_508.pdf. Accessed December 23, 2020.
175. Plassman BL, Havlik RJ, Steffens DC, Helms MJ, Newman TN, Drosdick D, et al. Documented head injury in early adulthood and risk of Alzheimer's disease and other dementias. *Neurology* 2000;55(8):1158-66.
176. Teasdale G, Jennett B. Assessment of coma and impaired consciousness: A practical scale. *Lancet* 1974;2(7872):81-4.
177. Centers for Disease Control and Prevention. Traumatic Brain Injury & Concussion. Potential Effects. Available at <https://www.cdc.gov/traumaticbraininjury/outcomes.html>. Accessed December 23, 2020.
178. Barnes DE, Byers AL, Gardner RC Seal KH, Boscardin WJ, Yaffe K. Association of mild traumatic brain injury with and without loss of consciousness with dementia in U.S. military veterans. *JAMA Neurol* 2018;75(9):1055-61.
179. LoBue C, Wadsworth H, Wilmoth K, Clem M, Hart J Jr, Womack KB. Traumatic brain injury history is associated with earlier age of onset of Alzheimer disease. *Clin Neuropsychol* 2017;31(1):85-98.
180. Schaffert J, LoBue C, White CL, Chiang H-S, Didehboni N, Lacritz L, et al. Traumatic brain injury history is associated with an earlier age of dementia onset in autopsy-confirmed Alzheimer's disease. *Neuropsychology* 2018 May;32(4):410-16.
181. Mez J, Daneshvar DH, Abdolmohammadi B, Chua AS, Alosco ML, Kiernan PT, et al. Duration of American football play and chronic traumatic encephalopathy. *Ann Neurol* 2020;87(1):116-31.
182. Asken BM, Sullan MJ, DeKosky ST, Jaffee MS, Bauer RM. Research gaps and controversies in chronic traumatic encephalopathy: A review. *JAMA Neurol* 2017;74(10):1255-62.
183. McKee AC, Stein TD, Kiernan PT, Alvarez VE. The neuropathology of chronic traumatic encephalopathy. *Brain Pathol* 2015;25(3):350-64.
184. McKee AC, Cairns NJ, Dickson DW, Folkerth RD, Keene CD, Litvan I, et al. The first NINDS/NIBIB consensus meeting to define neuropathological criteria for the diagnosis of chronic traumatic encephalopathy. *ACTA Neuropathol* 2016;131(1):75-86.
185. Shi L, Chen S, Ma M, Bao Y, Han Y, Wang Y, et al. Sleep disturbances increase the risk of dementia: A systematic review and meta-analysis. *Sleep Med Rev* 2018;40:4-16.
186. Rehm J, Hasan OSM, Black SE, Shield KD, Schwarzsinger M. Alcohol use and dementia: A systematic scoping review. *Alz Res Therapy* 2019;11:1. Available at: <https://doi.org/10.1186/s13195-018-0453-0>. Accessed December 21, 2020.
187. Cherbuin N, Kim S, Anstey KJ. Dementia risk estimates associated with measures of depression: A systematic review and meta-analysis. *BMJ Open* 2015;5(12):e008853.
188. Thomson RS, Auduong P, Miller AT, Gurgel RK. Hearing loss as a risk factor for dementia: A systematic review. *Laryngoscope Investig Otolaryngol*. 2017;2(2): 69-79.
189. Sprung J, Knopman DS, Petersen RC, Mielke MM, Weingarten TN, Vassilaki M, et al. Association of hospitalization with long-term cognitive trajectories in older adults. *J Am Geriatr Soc* 2020. 10.1111/jgs.16909. Online ahead of print.
190. James BD, Wilson RS, Capuano AW, Boyle PA, Shah RC, Lamar M, et al. Cognitive decline after elective and nonelective hospitalizations in older adults. *Neurology* 2019;92(7):e690-e699.
191. Brown CH, Sharrett AR, Coresh J, Schneider ALC, Alonso A, Knopman DS, et al. Association of hospitalization with long-term cognitive and brain MRI changes in the ARIC cohort. *Neurology* 2015;84:1443-53.
192. Pandharipande PP, Girard TD, Jackson JC, Morandi A, Thompson JL, Pun BT, et al. Long-term cognitive impairment after critical illness. *N Engl J Med* 2013;369(14):1306-16.
193. Ehlenbach WJ, Hough CL, Crane PK, Haneuse SJPA, Carson SS, Curtis JR, et al. Association between acute care and critical illness hospitalization and cognitive function in older adults. *JAMA* 2010;(8):763-70.
194. Karnatovskaia LV, Johnson MM, Benzo RP, Gajic O. The spectrum of psychocognitive morbidity in the critically ill: A review of the literature and call for improvement. *J Crit Care* 2015;30:130-7.
195. Wolters AE, Slooter AJC, van der Kooi AW, van Dijk D. Cognitive impairment after intensive care unit admission: a systematic review. *Intensive Care Med* 2013;39(3):376-86.
196. Cavallazzi R, Saad M, Marik PE. Delirium in the ICU: an overview. *Ann Intensive Care* 2012;2(1):49.
197. Briesacher BA, Koethe B, Olivieri-Mui B, Saczynski JS, Fick DM, Devlin JW, et al. Association of positive delirium screening with incident dementia in skilled nursing facilities. *J Am Geriatr Soc* 2020;68(12):2931-6.
198. Davis DHJ, Muniz Terrera G, Keage H, Rahkonen T, Oinas M, Matthews FE, et al. Delirium is a strong risk factor for dementia in the oldest-old: A population-based cohort study. *Brain* 2012;135(9):2809-16.

199. Wacker P, Nunes PV, Cabrita H, Forlenza OV. Post-operative delirium is associated with poor cognitive outcome and dementia. *Dement Geriatr Cogn Disord* 2006;21:221-7.
200. Younan D, Petkus AJ, Widaman KF, Wang X, Casanova R, Espeland MA, et al. Particulate matter and episodic memory decline mediated by early neuroanatomic biomarkers of Alzheimer's disease. *Brain* 2020;143(1):289-302.
201. Peters R, Ee N, Peters J, Booth A, Mudway I, Anstey KJ. Air pollution and dementia: A systematic review. *J Alzheimers Dis* 2019;70(s1):S145-S163.
202. Power MC, Adar SD, Yanosky JD, Weuve J. Exposure to air pollution as a potential contributor to cognitive function, cognitive decline, brain imaging, and dementia: A systematic review of epidemiologic research. *Neurotoxicology* 2016;56:235-53.
203. Chen H, Kwong J, Copes R, Hystad P, van Donkelaar A, Tu K, et al. Exposure to ambient air pollution and the incidence of dementia: A population-based cohort study. *Environ Int* 2017;108:271-7.
204. Bejot Y, Reis J, Giroud M, Feigin V. A review of epidemiological research on stroke and dementia and exposure to air pollution. *Int J Stroke*. 2018;13(7):687-95.
205. U.S. Environmental Protection Agency. Integrated Science Assessment (ISA) for Particulate Matter (Final Report, Dec. 2019). EPA/600/R-19/188. Washington, DC. Available at: https://cfpub.epa.gov/si/si_public_record_report.cfm?dirEntryId=347534&Lab=NCEA. Accessed December 21, 2020.
206. Tallon LA, Manjourides J, Pun VC, Salhi C, Suh H. Cognitive impacts of ambient air pollution in the national social health and aging project (nshap) cohort. *Environ Int* 2017;104:102-9.
207. Kulick ER, Wellenius GA, Boehme AK, Joyce NR, Schupf N, Kaufman JD, et al. Long-term exposure to air pollution and trajectories of cognitive decline among older adults. *Neurology* 2020;94:e1782-e1792.
208. Bekris LM, Yu CE, Bird TD, Tsuang DW. Genetics of Alzheimer disease. *J Geriatr Psychiatry Neurol* 2010;23(4):213-27.
209. Goldman JS, Hahn SE, Bird T. Genetic counseling and testing for Alzheimer disease: Joint practice guidelines of the American College of Medical Genetics and the National Society of Genetic Counselors. *Genet Med* 2011;13:597-605.
210. Lott IT, Dierssen M. Cognitive deficits and associated neurological complications in individuals with Down's syndrome. *Lancet Neurol* 2010;9(6):623-33.
211. National Down Syndrome Society. Alzheimer's Disease and Down Syndrome. Available at: <https://www.ndss.org/resources/alzheimers/>. Accessed December 23, 2020.
212. He W, Goodkind D, Kowal P. U.S. Census Bureau, International Population Reports, P95/16-1, An Aging World: 2015, U.S. Government Publishing Office, Washington, D.C., 2016. Available at: <http://www.census.gov/content/dam/Census/library/publications/2016/demo/p95-16-1.pdf>. Accessed December 23, 2020.
213. U.S. Census Bureau. 2014 National Population Projections: Downloadable Files. Available at: <https://www.census.gov/data/datasets/2014/demo/popproj/2014-popproj.html>. Accessed December 23, 2020.
214. Administration on Aging, Administration for Community Living, U.S. Department of Health and Human Services. A Profile of Older Americans: 2016. Available at: <https://www.acl.gov/sites/default/files/Aging%20and%20Disability%20in%20America/2016-Profile.pdf>. Accessed December 23, 2020.
215. Guerreiro R, Bras J. The age factor in Alzheimer's disease. *Genome Med* 2015;7:106.
216. Rajan KB, Weuve J, Barnes LL, McAninch EA, Wilson RS, Evans DA. Population estimate of people with clinical AD and mild cognitive impairment in the United States (2020-2060). *Alzheimers Dement* 2021;17. In press.
217. Plassman BL, Langa KM, Fisher GG, Heeringa SG, Weir DR, Ofstedal MB, et al. Prevalence of dementia in the United States: The Aging, Demographics, and Memory Study. *Neuroepidemiology* 2007;29(1-2):125-32.
218. Wilson RS, Weir DR, Leurgans SE, Evans DA, Hebert LE, Langa KM, et al. Sources of variability in estimates of the prevalence of Alzheimer's disease in the United States. *Alzheimers Dement* 2011;7(1):74-9.
219. Hudomiet P, Hurd M, Rohwedder S. Dementia prevalence in the United States in 2000 and 2012: Estimates based on a nationally representative study. *J Gerontol B Psychol Sci Soc Sci* 2018;73(Suppl 1):S10-S19.
220. James BD, Wilson RS, Boyle PA, Trojanowski JQ, Bennett DA, Schneider JA. TDP-43 stage, mixed pathologies, and clinical Alzheimer's-type dementia. *Brain* 2016;139(11):2983-93.
221. Serrano-Pozo A, Qian J, Monsell SE, Blacker D, Gomez-Isla T, Betensky RA, et al. Mild to moderate Alzheimer dementia with insufficient neuropathological changes. *Ann Neurol* 2014;75:597-601.
222. Barnes LL, Leurgans S, Aggarwal NT, Shah RC, Arvanitakis Z, James BD, et al. Mixed pathology is more likely in black than white decedents with Alzheimer dementia. *Neurology* 2015;85:528-34.
223. Jack CR Jr, Therneau TM, Weigand SD, Wiste HJ, Knopman DS, Vemuri P, et al. Prevalence of biologically vs clinically defined Alzheimer spectrum entities using the National Institute on Aging-Alzheimer's Association Research Framework. *JAMA Neurol* 2019;76(10):1174-83.
224. Brookmeyer R, Abdalla N, Kawas CH, Corrada MM. Forecasting the prevalence of preclinical and clinical Alzheimer's disease in the United States. *Alzheimers Dement* 2018;14(2):121-9.
225. Petersen RC, Aisen P, Boeve BF, Geda YE, Ivnik RJ, Knopman DS, et al. Mild cognitive impairment due to Alzheimer disease in the community. *Ann Neurol*. Aug 2013;74(2):199-208.
226. Rabinovici GD, Gatzonis C, Apgar C, Chaudhary K, Gareen I, Hanna L, et al. Association of amyloid positron emission tomography with subsequent change in clinical management among Medicare beneficiaries with mild cognitive impairment or dementia. *JAMA* 2019;321(13):1286-94.
227. Healthy People 2030. Available at: <https://health.gov/healthypeople/objectives-and-data/browse-objectives/dementias/increase-proportion-older-adults-dementia-or-their-caregivers-who-know-they-have-it-dia-01>. Accessed December 10, 2020.
228. Alzheimer's Association. 2019 Alzheimer's Disease Facts and Figures. Special report: Alzheimer's detection in the primary care setting — connecting patients with physicians. Available at: [https://www.alzheimersanddementia.com/article/S1552-5260\(19\)30031-7/fulltext](https://www.alzheimersanddementia.com/article/S1552-5260(19)30031-7/fulltext). Accessed December 23, 2020.
229. Reisberg B, Gauthier S. Current evidence for subjective cognitive impairment (SCI) as the pre-mild cognitive impairment (MCI) stage of subsequently manifest Alzheimer's disease. *Int Psychogeriatr* 2008;20(1):1-16.
230. Jessen F, Wolfgruber S, Wiese B, Bickel H, Mösch E, Kaduszkiewicz H, et al. AD dementia risk in late MCI, in early MCI, and in subjective memory impairment. *Alzheimers Dement* 2014;10(1):76-83.
231. Jessen F, Amariglio RE, van Boxtel M, Breteler M, Ceccaldi M, Chételat G, et al. A conceptual framework for research on subjective cognitive decline in preclinical Alzheimer's disease. *Alzheimers Dement* 2014;10(6):844-52.
232. Buckley RF, Maruff P, Ames D, Bourgeat P, Martins RN, Masters CL, et al. Subjective memory decline predicts greater rates of clinical progression in preclinical Alzheimer's disease. *Alzheimers Dement* 2016;12(7):796-804.
233. Gifford KA, Liu D, Lu Z, Tripodis Y, Cantwell NG, Palmisano J, et al. The source of cognitive impairment predicts diagnostic conversion differentially among nondemented older adults. *Alzheimers Dement* 2014;10(3):319-27.
234. Kaup AR, Nettiksimmons J, LeBlanc ES, Yaffe K. Memory complaints and risk of cognitive impairment after nearly 2 decades among older women. *Neurology* 2015;85(21):1852-8.
235. Reisberg B, Shulman MB, Torossian C, Leng L, Zhu W. Outcome over seven years of healthy adults with and without subjective cognitive impairment. *Alzheimers Dement* 2010;6(1):11-24.

236. Fernandez-Blazquez MA, Avila-Villanueva M, Maestu F, Medina M. Specific features of subjective cognitive decline predict faster conversion to mild cognitive impairment. *J Alzheimers Dis* 2016;52(1):271-81.
237. Wolfgruber S, Kleineidam L, Wagner M, Mösch E, Bickel H, Lüthmann D, et al. Differential risk of incident Alzheimer's disease dementia in stable versus unstable patterns of subjective cognitive decline. *J Alzheimers Dis* 2016;54(3):1135-46.
238. Unpublished data from the 2015-2018 Behavioral Risk Factor Surveillance System survey, analyzed and provided to the Alzheimer's Association by the Alzheimer's Disease and Healthy Aging Program, Centers for Disease Control and Prevention.
239. Weuve J, Hebert LE, Scherr PA, Evans DA. Prevalence of Alzheimer disease in U.S. states. *Epidemiology* 2015;26(1):E4-E6.
240. Unpublished tabulations based on data from the Medicare Current Beneficiary Survey for 2011. Prepared under contract by Avalere Health, March 2016.
241. Rajan KB, Weuve J, Barnes LL, Wilson RS, Evans DA. Prevalence and incidence of clinically diagnosed Alzheimer's disease dementia from 1994 to 2012 in a population study. *Alzheimers Dement* 2019;15(1):1-7.
242. Tom SE, Hubbard RA, Crane PK, Haneuse SJ, Bowen J, McCormick WC, et al. Characterization of dementia and Alzheimer's disease in an older population: Updated incidence and life expectancy with and without dementia. *Am J Public Health* 2015;105(2):408-13.
243. Hebert LE, Beckett LA, Scherr PA, Evans DA. Annual incidence of Alzheimer disease in the United States projected to the years 2000 through 2050. *Alzheimer Dis Assoc Disord* 2001;15(4):169-73.
244. Chene G, Beiser A, Au R, Preis SR, Wolf PA, Dufouil C, et al. Gender and incidence of dementia in the Framingham Heart Study from mid-adult life. *Alzheimers Dement* 2015;11(3):310-20.
245. Seshadri S, Wolf PA, Beiser A, Au R, McNulty K, White R, et al. Lifetime risk of dementia and Alzheimer's disease. The impact of mortality on risk estimates in the Framingham Study. *Neurology* 1997;49(6):1498-504.
246. Hebert LE, Scherr PA, McCann JJ, Beckett LA, Evans DA. Is the risk of developing Alzheimer's disease greater for women than for men? *Am J Epidemiol* 2001;153(2):132-6.
247. Zahodne LB, Schofield PW, Farrell MT, Stern Y, Manly JJ. Bilingualism does not alter cognitive decline or dementia risk among Spanish-speaking immigrants. *Neuropsychology* 2014;28(2):238-46.
248. Kawas C, Gray S, Brookmeyer R, Fozard J, Zonderman A. Age-specific incidence rates of Alzheimer's disease: The Baltimore Longitudinal Study of Aging. *Neurology* 2000;54(11):2072-2077.
249. Fratiglioni L, Viitanen M, von Strauss E, Tontodonati V, Herlitz A, Winblad B. Very old women at highest risk of dementia and Alzheimer's disease: Incidence data from the Kungsholmen Project, Stockholm. *Neurology* 1997;48:132-8.
250. Letenneur L, Gilleron V, Commenges D, Helmer C, Orgogozo JM, Dartigues JF. Are sex and educational level independent predictors of dementia and Alzheimer's disease? Incidence data from the PAQUID project. *J Neurol Neurosurg Psychiatry* 1999;66:177-83.
251. Matthews FE, Stephan BC, Robinson L, Jagger C, Barnes LE, Arthur A, et al. A two decade dementia incidence comparison from the Cognitive Function and Ageing Studies I and II. *Nat Commun* 2016;7:11398.
252. Mielke MM, Ferretti MT, Iulita MF, Khachaturian AS. Sex and gender in Alzheimer's disease — Does it matter? *Alzheimers Dement* 2018;14(9):1101-3.
253. Rocca WA. Time, Sex, gender, history, and dementia. *Alzheimer Dis Assoc Disord* 2017;31(1):76-9.
254. Mielke MM, Vemuri P, Rocca WA. Clinical epidemiology of Alzheimer's disease: Assessing sex and gender differences. *Clin Epidemiol* 2014;6:37-48.
255. Rocca WA, Mielke MM, Vemuri P, Miller VM. Sex and gender differences in the causes of dementia: A narrative review. *Maturitas* 2014;79(2):196-201.
256. Langa KM, Larson EB, Crimmins EM, Faul JD, Levine DA, Kabeto MU, et al. A comparison of the prevalence of dementia in the United States in 2000 and 2012. *JAMA Intern Med* 2017;177(1):51-8.
257. Launer LJ, Andersen K, Dewey ME, Letenneur L, Ott A, Amaducci LA, et al. Rates and risk factors for dementia and Alzheimer's disease: Results from EURODEM pooled analyses. EURODEM Incidence Research Group and Work Groups. *European Studies of Dementia, Neurology* 1999;52(1):78-84.
258. Russ TC, Stamatakis E, Hamer M, Starr JM, Kivimaki M, Batty GD. Socioeconomic status as a risk factor for dementia death: individual participant meta-analysis of 86 508 men and women from the UK. *Br J Psychiatry* 2013;203(1):10-7.
259. Mielke MM, James BD. Women who participated in the paid labor force have lower rates of memory decline: Working to remember. *Neurology* 2020;95(23):1027-8.
260. Mayeda RM, Mobley TM, Weiss RE, Murchland AR, Berkman LF, Sabbath EL. Association of work-family experience with mid- and late-life memory decline in U.S. women. *Neurology* 2020;95(23):e3072-e3080.
261. Carter CL, Resnick EM, Mallampalli M, Kalbarczyk A. Sex and gender differences in Alzheimer's disease: Recommendations for future research. *J Womens Health* 2012;21(10):1018-23.
262. Altmann A, Tian L, Henderson VW, Greicius MD, Alzheimer's Disease Neuroimaging Initiative Investigators. Sex modifies the APOE-related risk of developing Alzheimer disease. *Ann Neurol* 2014;75(4):563-73.
263. Ungar L, Altmann A, Greicius MD. Apolipoprotein E, gender, and Alzheimer's disease: An overlooked, but potent and promising interaction. *Brain Imaging Behav* 2014;8(2):262-73.
264. Hohman TJ, Dumitrescu L, Barnes LL, Thambisetty M, Beecham G, Kunkle B, et al. Sex-specific association of apolipoprotein E with cerebrospinal fluid levels of tau. *JAMA Neurol* 2018;75(8):989-98.
265. Neu SC, Pa J, Kukull W, Beekly D, Kuzma A, Gangadharan P, et al. Apolipoprotein E genotype and sex risk factors for Alzheimer disease: A meta-analysis. *JAMA Neurol* 2017;74(10):1178-89.
266. Yaffe K, Haan M, Byers A, Tangen C, Kuller L. Estrogen use, APOE, and cognitive decline: Evidence of gene-environment interaction. *Neurology* 2000;54(10):1949-54.
267. Kang JH, Grodstein F. Postmenopausal hormone therapy, timing of initiation, APOE and cognitive decline. *Neurobiol Aging* 2012;33(7):1129-37.
268. Barnes LL, Wilson RS, Bienias JL, Schneider JA, Evans DA, Bennett DA. Sex differences in the clinical manifestations of Alzheimer disease pathology. *Arch Gen Psychiatry* 2005;62(6):685-91.
269. Koran MEI, Wagener M, Hohman TJ, Alzheimer's Neuroimaging I. Sex differences in the association between AD biomarkers and cognitive decline. *Brain Imaging Behav* 2017;11(1):205-13.
270. Buckley RF, Mormino EC, Amariglio RE, Properzi MJ, Rabin JS, Lim YY, et al. Sex, amyloid, and APOE epsilon4 and risk of cognitive decline in preclinical Alzheimer's disease: Findings from three well-characterized cohorts. *Alzheimers Dement* 2018;14(9):1193-203.
271. Dilworth-Anderson P, Hendrie HC, Manly JJ, Khachaturian AS, Fazio S. Diagnosis and assessment of Alzheimer's disease in diverse populations. *Alzheimers Dement* 2008;4(4):305-9.
272. Steenland K, Goldstein FC, Levey A, Wharton W. A meta-analysis of Alzheimer's disease incidence and prevalence comparing African-Americans and Caucasians. *J Alzheimers Dis* 2015;50(1):71-6.
273. Power MC, Bennett EE, Turner RW, Dowling NM, Ciarleglio A, Glymour MM, et al. Trends in Relative Incidence and Prevalence of Dementia Across Non-Hispanic Black and White Individuals in the United States, 2000-2016. *JAMA Neurology* 2020;10.1001/jamaneuro.2020.4471. Online ahead of print.
274. Manly JJ, Mayeux R. Ethnic differences in dementia and Alzheimer's disease. In: Anderson N, Bulatao R, Cohen B, eds. *Critical perspectives on racial and ethnic differences in health in late life*. Washington, D.C.: National Academies Press; 2004: p. 95-141.

275. Demirovic J, Prineas R, Loewenstein D, Bean J, Duara R, Sevush S, et al. Prevalence of dementia in three ethnic groups: The South Florida Program on Aging and Health. *Ann Epidemiol* 2003;13(6):472-78.
276. Harwood DG, Ownby RL. Ethnicity and dementia. *Curr Psych Report* 2000;2(1):40-5.
277. Perkins P, Annegers JF, Doody RS, Cooke N, Aday L, Vernon SW. Incidence and prevalence of dementia in a multiethnic cohort of municipal retirees. *Neurology* 1997;49(1):44-50.
278. Potter GG, Plassman BL, Burke JR, Kabeto MU, Langa KM, Llewellyn DJ, et al. Cognitive performance and informant reports in the diagnosis of cognitive impairment and dementia in African Americans and whites. *Alzheimers Dement* 2009;5(6):445-53.
279. Gurland BJ, Wilder DE, Lantigua R, Stern Y, Chen J, Killeffer EH, et al. Rates of dementia in three ethnorracial groups. *Int J Geriatr Psychiatry* 1999;14(6):481-93.
280. Haan MN, Mungas DM, Gonzalez HM, Ortiz TA, Acharya A, Jagust WJ. Prevalence of dementia in older latinos: The influence of type 2 diabetes mellitus, stroke and genetic factors. *J Am Geriatr Soc* 2003;51:169-77.
281. Samper-Ternent R, Kuo YF, Ray LA, Ottenbacher KJ, Markides KS, Al Snih S. Prevalence of health conditions and predictors of mortality in oldest old Mexican Americans and non-Hispanic whites. *J Am Med Dir Assn* 2012;13(3):254-9.
282. González HM, Tarraf W, Schneiderman N, Fornage M, Vásquez PM, Zeng D, et al. Prevalence and correlates of mild cognitive impairment among diverse Hispanics/Latinos: Study of Latinos-Investigation of Neurocognitive Aging results. *Alzheimers Dement* 2019;15(12):1507-15.
283. Mehta KM, Yeo GW. Systematic review of dementia prevalence and incidence in United States race/ethnic populations. *Alzheimers Dement* 2017;13(1):72-83.
284. Yaffe K, Falvey C, Harris TB, Newman A, Satterfield S, Koster A, et al. Effect of socioeconomic disparities on incidence of dementia among biracial older adults: Prospective study. *BMJ* 2013;347:f7051.
285. Froehlich TE, Bogardus Jr. ST, Inouye SK. Dementia and race: Are there differences between African Americans and Caucasians? *J Am Geriatr Soc* 2001;49(4):477-84.
286. Chin AL, Negash S, Hamilton R. Diversity and disparity in dementia: The impact of ethnorracial differences in Alzheimer disease. *Alzheimer Dis Assoc Disord* 2011;25(3):187-95.
287. Lines LM, Sherif NA, Wiener JM. Racial and ethnic disparities among individuals with Alzheimer's disease in the United States: A literature review. Research Triangle Park, NC: RTI Press; 2014.
288. Glymour MM, Manly JJ. Lifecourse social conditions and racial and ethnic patterns of cognitive aging. *Neuropsychol Rev* 2008;18(3):223-54.
289. Zhang Z, Hayward MD, Yu YL. Life course pathways to racial disparities in cognitive impairment among older Americans. *J Health Soc Behav* 2016;57(2):184-99.
290. Bailey ZD, Feldman JM, Bassett MT. How Structural Racism Works - Racist Policies as a Root Cause of U.S. Racial Health Inequities. *N Engl J Med* 2020;10.1056/NEJMms2025396.
291. Bailey ZD, Krieger N, Agenor M, Graves J, Linos N, Bassett MT. Structural racism and health inequities in the USA: Evidence and interventions. *Lancet* 2017;389(10077):1453-63.
292. Caunca MR, Odden MC, Glymour MM, Elfassy T, Kershaw KN, Sidney S, et al. Association of racial residential segregation throughout young adulthood and cognitive performance in middle-aged participants in the CARDIA study. *JAMA Neurology* 2020;77(8):1000-7.
293. Lamar M, Lerner AJ, James BD, Yu L, Glover CM, Wilson RS, et al. Relationship of early-life residence and educational experience to level and change in cognitive functioning: Results of the Minority Aging Research Study. *J Gerontol B Psychol Sci Soc Sci* 2020;75(7):e81-e92.
294. Gianattasio KZ, Prather C, Glymour MM, Ciarleglio A, Power MC. Racial disparities and temporal trends in dementia misdiagnosis risk in the United States. *Alzheimer's & dementia*. 2019;5:891-8.
295. Clark PC, Kutner NG, Goldstein FC, Peterson-Hazen S, Garner V, Zhang R, et al. Impediments to timely diagnosis of Alzheimer's disease in African Americans. *J Am Geriatr Soc* 2005;53(11):2012-7.
296. Fitten LJ, Ortiz F, Ponton M. Frequency of Alzheimer's disease and other dementias in a community outreach sample of Hispanics. *J Am Geriatr Soc* 2001;49(10):1301-8.
297. Matthews KA, Xu W, Gaglioti AH, Holt JB, Croft JB, Mack D, et al. Racial and ethnic estimates of Alzheimer's disease and related dementias in the United States (2015-2060) in adults aged ≥ 65 years. *Alzheimers Dement* 2019;15(1):17-24.
298. Mayeda ER, Glymour MM, Quesenberry CP, Whitmer RA. Inequalities in dementia incidence between six racial and ethnic groups over 14 years. *Alzheimers Dement* 2016;12(3):216-24.
299. Mayeda ER, Glymour MM, Quesenberry CP, Jr., Whitmer RA. Heterogeneity in 14-year dementia incidence between Asian American subgroups. *Alzheimer Dis Assoc Disord* 2017;31(3):181-6.
300. Sheffield KM, Peek MK. Changes in the prevalence of cognitive impairment among older Americans, 1993-2004: Overall trends and differences by race/ethnicity. *Am J Epidemiol* 2011;174(3):274-83.
301. Freedman VA, Kasper JD, Spillman BC, Plassman BL. Short-term changes in the prevalence of probable dementia: An analysis of the 2011-2015 National Health and Aging Trends Study. *J Gerontol B Psychol Sci Soc Sci* 2018;73 (Suppl 1):S48-S56.
302. Matthews FE, Arthur A, Barnes LE, Bond J, Jagger C, Robinson L, et al. A two-decade comparison of prevalence of dementia in individuals aged 65 years and older from three geographical areas of England: Results of the Cognitive Function and Ageing Study I and II. *Lancet* 2013;382(9902):1405-12.
303. Rocca WA, Petersen RC, Knopman DS, Hebert LE, Evans DA, Hall KS, et al. Trends in the incidence and prevalence of Alzheimer's disease, dementia, and cognitive impairment in the United States. *Alzheimers Dement* 2011;7(1):80-93.
304. Wiberg P, Waern M, Billstedt E, Östling S, Skoog I. Secular trends in the prevalence of dementia and depression in Swedish septuagenarians 1976-2006. *Psychol Med* 2013;43:2627-34.
305. Wimo A, Sjölund BM, Sködlunger A, Qiu C, Klarin I, Nordberg G, et al. Cohort effects in the prevalence and survival of people with dementia in a rural area in Northern Sweden. *J Alzheimers Dis* 2016;50:387-96.
306. Hall KS, Gao S, Baiyewu O, Lane KA, Gureje O, Shen J, et al. Prevalence rates for dementia and Alzheimer's disease in African Americans: 1992 versus 2000. *Alzheimers Dement* 2009;5(3):227-33.
307. Wu YT, Beiser AS, Breteler MMB, Fratiglioni L, Helmer C, Hendrie HC, et al. The changing prevalence and incidence of dementia over time: Current evidence. *Nat Rev Neurol* 2017;13(6):327-39.
308. Wolters FJ, Chibnik LB, Waziry R, Anderson R, Berr C, Beiser A, et al. Twenty-seven-year time trends in dementia incidence in Europe and the United States. The Alzheimer Cohorts Consortium. *Neurology* 2020;95(5):e519-e531.
309. Schrijvers EM, Verhaaren BF, Koudstaal PJ, Hofman A, Ikram MA, Breteler MM. Is dementia incidence declining? Trends in dementia incidence since 1990 in the Rotterdam Study. *Neurology* 2012;78(19):1456-63.
310. Qiu C, von Strauss E, Backman L, Winblad B, Fratiglioni L. Twenty-year changes in dementia occurrence suggest decreasing incidence in central Stockholm, Sweden. *Neurology* 2013;80(20):1888-94.
311. Satizabal CL, Beiser AS, Chouraki V, Chene G, Dufouil C, Seshadri S. Incidence of dementia over three decades in the Framingham Heart Study. *N Engl J Med* 2016;374:523-32.
312. Cerasuolo JO, Cipriano LE, Sposato LA, Kapral MK, Fang J, Gill SS, et al. Population-based stroke and dementia incidence trends: Age and sex variations. *Alzheimers Dement* 2017;13(10):1081-8.
313. Derby CA, Katz MJ, Lipton RB, Hall CB. Trends in dementia incidence in a birth cohort analysis of the Einstein Aging Study. *JAMA Neurol* 2017;74(11):1345-51.

314. Ahmadi-Abhari S, Guzman-Castillo M, Bandosz P, Shipley MJ, Muniz-Terrera G, Singh-Manoux A, et al. Temporal trend in dementia incidence since 2002 and projections for prevalence in England and Wales to 2040: Modelling study. *BMJ* 2017;358:j2856.
315. Sullivan KJ, Dodge HH, Hughes TF, Chang CH, Zhu X, Liu A, et al. Declining incident dementia rates across four population-based birth cohorts. *J Gerontol A Biol Sci Med Sci* 2019;74(9):1439–45.
316. van den Kommer TN, Deeg DJH, van der Flier WM, and Comijs HC. Time trend in persistent cognitive decline: Results from the longitudinal aging study Amsterdam. *J Gerontol B Psychol Sci Soc Sci* 2018;73(Suppl 1):S57–64.
317. Sekita A, Ninomiya T, Tanizaki Y, Doi Y, Hata J, Yonemoto K, et al. Trends in prevalence of Alzheimer's disease and vascular dementia in a Japanese community: The Hisayama Study. *Acta Psychiatr Scand* 2010;122(4):319–25.
318. Gao S, Burney HN, Callahan CM, Purnell CE, Hendrie HC. Incidence of Dementia and Alzheimer Disease Over Time: A Meta-Analysis. *J Am Geriatr Soc*. Jul 2019;67(7):1361–9.
319. Crimmins EM, Saito Y, Kim JK, Zhang Y, Sasson I, Hayward MD. Educational differences in the prevalence of dementia and life expectancy with dementia in the United States: Changes from 2000 to 2010. *J Gerontol B Psychol Sci Soc Sci* 2018;73(Suppl 1):S20–S28.
320. Choi H, Schoeni RF, Martin LG, Langa K M. Trends in the prevalence and disparity in cognitive limitations of Americans 55–69 years old. *J Gerontol B Psychol Sci Soc Sci* 2018;73 (Suppl 1):S29–S37.
321. Zheng H. A New Look at Cohort Trend and Underlying Mechanisms in Cognitive Functioning. *J Gerontol B* 2020;gbaa107.
322. Langa KM. Is the risk of Alzheimer's disease and dementia declining? *Alzheimers Res Ther* 2015;7(1):34.
323. Larson EB, Yaffe K, Langa KM. New insights into the dementia epidemic. *N Engl J Med* 2013;369(24):2275–7.
324. Weuve J, Rajan KB, Barnes LL, Wilson RS, Evans DA. Secular trends in cognitive performance in older black and white U.S. adults, 1993–2012: Findings from the Chicago Health and Aging Project. *J Gerontol B Psychol Sci Soc Sci* 2018;73 (Suppl 1):S73–S81.
325. Prince MJ, Wimo A, Guerchet M, Ali G–C, Wu Y–T, Prina M. World Alzheimer Report 2015: The Global Impact of Dementia: An Analysis of Prevalence, Incidence, Cost and Trends; 2015.
326. U.S. Census Bureau. 2017 National Population Projections Tables. Available at: <https://www.census.gov/data/tables/2017/demo/popproj/2017-summary-tables.html>. Accessed December 23, 2020.
327. Kochanek KD, Xu JQ, Arias E. Mortality in the United States, 2019. NCHS Data Brief, No 395. Hyattsville, MD: National Center for Health Statistics. 2020.
328. Centers for Disease Control and Prevention. National Center for Health Statistics. Excess Deaths Associated with COVID-19. Available at: https://www.cdc.gov/nchs/nvss/vsrr/covid19/excess_deaths.htm. Accessed December 10, 2020.
329. Centers for Disease Control and Prevention. National Center for Health Statistics. Weekly Updates by Select Demographic and Geographic Characteristics: Comorbidities. Available at: https://www.cdc.gov/nchs/nvss/vsrr/covid_weekly/index.htm#Comorbidities. Accessed December 22, 2020.
330. U.S. Department of Health and Human Services, Centers for Disease Control and Prevention, National Center for Health Statistics. CDC WONDER online database: About Underlying Cause of Death, 1999–2019. Available at: <https://wonder.cdc.gov/ucd-icd10.html>. Accessed December 23, 2020.
331. World Health Organization. International Statistical Classification of Diseases and Related Health Problems. 10th revision. 2nd edition. WHO Press: Geneva, Switzerland; 2004.
332. Kramarow EA, Tejada-Vera B. Dementia mortality in the United States, 2000–2017. National Vital Statistics Reports; Vol 68 No 2. Hyattsville, MD: National Center for Health Statistics. 2019. Available at: https://www.cdc.gov/nchs/data/nvsr/nvsr68/nvsr68_02-508.pdf. Accessed December 10, 2020.
333. Burns A, Jacoby R, Luthert P, Levy R. Cause of death in Alzheimer's disease. *Age Ageing* 1990;19(5):341–4.
334. Brunnstrom HR, Englund EM. Cause of death in patients with dementia disorders. *Eur J Neurol* 2009;16(4):488–92.
335. Ives DG, Samuel P, Psaty BM, Kuller LH. Agreement between nosologist and Cardiovascular Health Study review of deaths: Implications of coding differences. *J Am Geriatr Soc* 2009;57(1):133–9.
336. Romero JP, Benito-Leon J, Louis ED, Bermejo-Pareja F. Under reporting of dementia deaths on death certificates: A systematic review of population-based cohort studies. *J Alzheimers Dis* 2014;41(1):213–21.
337. Ganguli M, Rodriguez EG. Reporting of dementia on death certificates: A community study. *J Am Geriatr Soc* 1999;47(7):842–9.
338. James BD, Leurgans SE, Hebert LE, Scherr PA, Yaffe K, Bennett DA. Contribution of Alzheimer disease to mortality in the United States. *Neurology* 2014;82(12):1045–50.
339. Stokes AC, Weiss J, Lundberg DJ, Xie W, Kim JK, Preston SH, et al. Estimates of the association of dementia with U.S. mortality levels using linked survey and mortality records. *JAMA Neurology* 2020:e202831. doi: 10.1001/jamaneuro.2020.2831. Online ahead of print.
340. Unpublished tabulations based on data from the National 5% Sample Medicare Fee-for-Service Beneficiaries for 2014. Prepared under contract by Avalere Health, January 2016.
341. Weuve J, Hebert LE, Scherr PA, Evans DA. Deaths in the United States among persons with Alzheimer's disease (2010–2050). *Alzheimers Dement* 2014;10(2):E40–E46.
342. Arrighi HM, Neumann PJ, Lieberburg IM, Townsend RJ. Lethality of Alzheimer disease and its impact on nursing home placement. *Alzheimer Dis Assoc Disord* 2010;24(1):90–5.
343. Tejada-Vera B. Mortality from Alzheimer's disease in the United States: Data for 2000 and 2010. National Center for Health Statistics Data Brief, No. 116. National Center for Health Statistics, Hyattsville, MD; 2013.
344. Taylor C, Greenlund S, McGuire L, Lu H, Croft J. Deaths from Alzheimer's Disease — United States, 1999–2014. *MMWR Morb Mortal Wkly Rep*. 2017;66:521–6.
345. Ganguli M, Dodge HH, Shen C, Pandav RS, DeKosky ST. Alzheimer disease and mortality: A 15-year epidemiological study. *Arch Neurol* 2005;62(5):779–84.
346. Waring SC, Doody RS, Pavlik VN, Massman PJ, Chan W. Survival among patients with dementia from a large multi-ethnic population. *Alzheimer Dis Assoc Disord* 2005;19(4):178–83.
347. Brookmeyer R, Corrada MM, Curriero FC, Kawas C. Survival following a diagnosis of Alzheimer disease. *Arch Neurol* 2002;59(11):1764–7.
348. Larson EB, Shadlen MF, Wang L, McCormick WC, Bowen JD, Teri L, et al. Survival after initial diagnosis of Alzheimer disease. *Ann Intern Med* 2004;140(7):501–9.
349. Helzner EP, Scarmeas N, Cosentino S, Tang MX, Schupf N, Stern Y. Survival in Alzheimer disease: A multiethnic, population-based study of incident cases. *Neurology* 2008;71(19):1489–95.
350. Xie J, Brayne C, Matthews FE. Survival times in people with dementia: Analysis from a population based cohort study with 14-year follow-up. *BMJ* 2008;336(7638):258–62.
351. Brodaty H, Seeher K, Gibson L. Dementia time to death: A systematic literature review on survival time and years of life lost in people with dementia. *Int Psychogeriatr* 2012;24(7):1034–45.
352. Todd S, Barr S, Roberts M, Passmore AP. Survival in dementia and predictors of mortality: A review. *Int J Geriatr Psychiatry* 2013;28(11):1109–24.
353. Mitchell SL, Teno JM, Miller SC, Mor V. A national study of the location of death for older persons with dementia. *J Am Geriatr Soc* 2005;53(2):299–305.
354. U.S. Burden of Disease Collaborators, Mokdad AH, Ballestrós K, et al. The state of U.S. health, 1990–2016: Burden of diseases, injuries, and risk factors among U.S. states. *JAMA* 2018;319(14):1444–72.

355. Gaugler JE, Kane RL, Kane RA. Family care for older adults with disabilities: Toward more targeted and interpretable research. *Int J Aging Hum Dev* 2002;54(3):205-31.
356. Schulz R, Quittner AL. Caregiving through the life-span: Overview and future directions. *Health Psychol* 1998;17:107-11.
357. Stone RI. Factors affecting the future of family caregiving in the United States. In: JE Gaugler, RL Kane, eds. *Family Caregiving in the New Normal*. San Diego, CA: Elsevier, Inc; 2015: p. 57-77.
358. AARP. The Aging of the Baby Boom and the Growing Care Gap: A Look at the Future Declines in the Availability of Family Caregivers. Available at: <https://www.aarp.org/home-family/caregiving/info-08-2013/the-aging-of-the-baby-boom-and-the-growing-care-gap-AARP-ppi-ltc.html>. Accessed December 10, 2020.
359. Friedman EM, Shih RA, Langa KM, Hurd MD. U.S. prevalence and predictors of informal caregiving for dementia. *Health Aff* 2015;34(10):1637-41.
360. Spillman B, Wolff J, Freedman VA, Kasper JD. Informal Caregiving for Older Americans: An Analysis of the 2011 National Health and Aging Trends Study. Available at: <https://aspe.hhs.gov/pdf-report/informal-caregiving-older-americans-analysis-2011-national-health-and-aging-trends-study>. Accessed December 23, 2020.
361. Walmart: 2020 Annual Report. Available at: https://s2.q4cdn.com/056532643/files/doc_financials/2020/ar/Walmart_2020_Annual_Report.pdf. Accessed December 22, 2020.
362. McDonald's Corporation Report 2019. Available at: <https://mcdonaldscorporation.gcs-web.com/news-releases/news-release-details/mcdonalds-reports-fourth-quarter-and-full-year-2019-results-and>. Accessed January 11, 2021.
363. Jutkowitz E, Kane RL, Gaugler JE, MacLehose RF, Dowd B, Kuntz KM. Societal and family lifetime cost of dementia: Implications for policy. *J Am Geriatr Soc* 2017;65(10):2169-75.
364. Official Data Foundation. CPI Inflation Calculator. Available at: <http://www.in2013dollars.com/2017-dollars-in-2018?amount=139765>. Accessed December 23, 2020.
365. Deb A, Thornton JD, Sambamoorthi U, Innes K. Direct and indirect cost of managing Alzheimer's disease and related dementias in the United States. *Expert Rev Pharmacoecon Outcomes Res* 2017;17(2):189-202.
366. Greenwood N, Smith R. Motivations for being informal carers of people living with dementia: A systematic review of qualitative literature. *BMC Geriatr* 2019;19(1):169.
367. Kasper JD, Freedman VA, Spillman BC, Wolff JL. The disproportionate impact of dementia on family and unpaid caregiving to older adults. *Health Aff* 2015;34(10):1642-49.
368. Ornstein KA, Wolff JL, Bollens-Lund E, Rahman OK, Kelley AS. Spousal caregivers are caregiving alone in the last years of life. *Health Aff (Millwood)* 2019;38(6):964-72.
369. Alzheimer's Association. Issues Brief: LGBT and Dementia. Available at: <https://www.alz.org/media/Documents/lgbt-dementia-issues-brief.pdf>. Accessed December 23, 2020.
370. Kasper JD, Freedman VA, Spillman BC. Disability and Care Needs of Older Americans by Dementia Status: An Analysis of the 2011 National Health and Aging Trends Study. U.S. Department of Health and Human Services; 2014. Available at: <http://aspe.hhs.gov/report/disability-and-care-needs-older-americans-dementia-status-analysis-2011-national-health-and-aging-trends-study>. Accessed December 23, 2020.
371. Rabarison KM, Bouldin ED, Bish CL, McGuire LC, Taylor CA, Greenlund KJ. The economic value of informal caregiving for persons with dementia: Results from 38 states, the District of Columbia, and Puerto Rico, 2015 and 2016 BRFSS. *Am J Public Health* 2018;108(10):1370-7.
372. Langa KM, Plassman BL, Wallace RB, Herzog AR, Heeringa SG, Ofstedal MB, et al. The Aging, Demographics, and Memory Study: Study design and methods. *Neuroepidemiology* 2005;25(4):181-91.
373. Fisher GG, Franks MM, Plassman BL, Brown SL, Potter GG, Llewellyn D, et al. Caring for individuals with dementia and cognitive impairment, not dementia: Findings from The Aging, Demographics, and Memory Study. *J Am Geriatr Soc* 2011;59(3):488-94.
374. National Alliance for Caregiving in Partnership with the Alzheimer's Association. *Dementia Caregiving in the U.S.* Bethesda, MD. Available at: https://www.caregiving.org/wp-content/uploads/2020/05/Dementia-Caregiving-in-the-US_February-2017.pdf. Accessed November 3, 2020.
375. Unpublished data from the 2015, 2016 and 2017 Behavioral Risk Factor Surveillance System survey, analyzed by and provided to the Alzheimer's Association by the Alzheimer's Disease and Healthy Aging Program (AD+HP), Centers for Disease Control and Prevention (CDC).
376. Riffin C, Van Ness PH, Wolff JL, Fried T. Family and other unpaid caregivers and older adults with and without dementia and disability. *J Am Geriatr Soc* 2017;65(8):1821-8.
377. National Poll on Healthy Aging. *Dementia Caregivers: Juggling, Delaying and Looking Forward*. Available at: http://www.healthypoll.org/sites/default/files/2017-10/NPHA_Caregivers-Report-PROOF_101817_v2.pdf. Accessed December 23, 2020.
378. Caregiving in the U.S.: 2020 Report. Available at: <https://www.aarp.org/content/dam/aarp/ppi/2020/05/full-report-caregiving-in-the-united-states.doi.10.26419-2Fppi.00103.001.pdf>. Accessed December 10, 2020.
379. National Alliance for Caregiving and AARP. *Caregiving in the U.S.*: Unpublished data analyzed under contract for the Alzheimer's Association; 2009.
380. Alzheimer's Association. 2014 Alzheimer's Disease Facts and Figures. Special Report: Women and Alzheimer's Disease. Available at: [https://www.alzheimersanddementia.com/article/S1552-5260\(14\)00062-4/fulltext](https://www.alzheimersanddementia.com/article/S1552-5260(14)00062-4/fulltext). Accessed December 23, 2020.
381. Xiong C, Biscardi M, Astell A, Nalder E, Cameron JI, Mihailidis A, et al. Sex and gender differences in caregiving burden experienced by family caregivers of persons with dementia: A systematic review. *PLoS One* 2020;15(4):e0231848.
382. Pinquart M, Sörensen. Gender differences in caregiver stressors, social resources, and health: An updated meta-analysis. *J Gerontol B Psychol Sci Soc Sci* 2006;61(1):P33-P45.
383. Ma M, Dorstyn D, Ward L, Prentice S. Alzheimer's disease and caregiving: A meta-analytic review comparing the mental health of primary carers to controls. *Aging Ment Health* 2017;5:1-11.
384. Parker LJ, Fabius CD. Racial differences in respite use among black and white caregivers for people living with dementia. *J Aging Health* 2020;32(10):1667-75.
385. Rote SM, Angel JL, Moon H, Markides K. Caregiving across diverse populations: New evidence from the National Study of Caregiving and Hispanic EPESE. *Innov Aging* 2019;3(2):igz033.
386. Gilmore-Bykovskiy A, Johnson R, Walljasper L, Block L, Werner N. Underreporting of gender and race/ethnicity differences in NIH-funded dementia caregiver support interventions. *Am J Alzheimers Dis Other Demen* 2018;33(3):145-52.
387. Dilworth-Anderson P, Moon H, Aranda MP. Dementia caregiving research: Expanding and reframing the lens of diversity, inclusivity, and intersectionality. *Gerontologist* 2020;60(5):797-805.
388. Rote SM, Angel JL, Kim J, Markides KS. Dual trajectories of dementia and social support in the Mexican-origin population. *Gerontologist* 2020;doi: 10.1093/geront/gnaa100. Online ahead of print.
389. Moraes Balbim G, Magallanes M, Marques IG, Ciruelas K, Aguiñaga S, Guzman J, et al. Sources of caregiving burden in middle-aged and older Latino caregivers. *J Geriatr Psychiatry Neurol* 2020;33(4):185-94.

390. Fabius CD, Wolff JL, Kasper JD. Race differences in characteristics and experiences of black and white caregivers of older Americans. *Gerontologist* 2020;60(7):1244-53.
391. Liu C, Badana ANS, Burgdorf J, Fabius CD, Roth DL, Haley WE. Systematic review and meta-analysis of racial and ethnic differences in dementia caregivers' well-being. *Gerontologist* 2020;gnaa028. doi: 10.1093/geront/gnaa028. Online ahead of print.
392. Quiñones AR, Kaye J, Allore HG, Botosaneanu A, Thielke SM. An agenda for addressing multimorbidity and racial and ethnic disparities in Alzheimer's disease and related dementia. *Am J Alzheimers Dis Other Dement* 2020;35:1533317520960874.
393. National Alliance for Caregiving and AARP. Caregiving in the U.S. (2015 Report). Available at: <https://www.aarp.org/content/dam/aarp/ppi/2015/caregiving-in-the-united-states-2015-report-revised.pdf>. Accessed December 23, 2020.
394. Spillman BC, Freedman VA, Kasper JD, Wolff JL. Change over time in caregiving networks for older adults with and without dementia. *J Gerontol B Psychol Sci Soc Sci* 2020;75(7):1563-72.
395. Port CL, Zimmerman S, Williams CS, Dobbs D, Preisser JS, Williams SW. Families filling the gap: Comparing family involvement for assisted living and nursing home residents with dementia. *Gerontologist* 2005;45(Special Issue 1):87-95.
396. Schulz R, Belle SH, Czaja SJ, McGinnis KA, Stevens A, Zhang S. Long-term care placement of dementia patients and caregiver health and well-being. *JAMA* 2004;292(8):961-7.
397. Rattinger GB, Schwartz S, Mullins CD, Corcoran C, Zuckerman IH, Sanders C, et al. Dementia severity and the longitudinal costs of informal care in the Cache County population. *Alzheimers Dement* 2015;11(8):946-54.
398. Wolff JL, Mulcahy J, Huang J, Roth DL, Covinsky K, Kasper JD. Family Caregivers of Older Adults, 1999-2015: Trends in characteristics, circumstances, and role-related appraisal. *Gerontologist* 2018;58(6):1021-32.
399. Jutkowitz E, Gaugler JE, Trivedi AN, Mitchell LL, Gozalo P. Family caregiving in the community up to 8-years after onset of dementia. *BMC Geriatr* 2020;20(1):216.
400. Jutkowitz E, Gozalo P, Trivedi A, Mitchell L, Gaugler JE. The effect of physical and cognitive impairments on caregiving. *Med Care* 2020;58(7):601-9.
401. Ornstein K, Gaugler JE. The problem with "problem behaviors": A systematic review of the association between individual patient behavioral and psychological symptoms and caregiver depression and burden within the dementia patient-caregiver dyad. *Int Psychogeriatr* 2012;24(10):1536-52.
402. Vaingankar JA, Chong SA, Abdin E, Picco L, Shafie S, Seow E, et al. Psychiatric morbidity and its correlates among informal caregivers of older adults. *Compr Psychiatry* 2016;68:178-85.
403. Feast A, Moniz-Cook E, Stoner C, Charlesworth G, Orrell M. A systematic review of the relationship between behavioral and psychological symptoms (BPSD) and caregiver well-being. *Int Psychogeriatr* 2016;28(11):1761-74.
404. Kiecolt-Glaser JK, Glaser R, Gravenstein S, Malarkey WB, Sheridan J. Chronic stress alters the immune response to influenza virus vaccine in older adults. *Proc Natl Acad Sci* 1996;93:3043-7.
405. Schulz R, Beach SR. Caregiving as a risk factor for mortality: The Caregiver Health Effects Study. *JAMA* 1999;282:2215-60.
406. Vitaliano PP, Zhang J, Scanlan JM. Is caregiving hazardous to one's physical health? A meta-analysis. *Psychol Bull* 2003;129(6):946-72.
407. Liu W, Gallagher-Thompson D. Impact of dementia caregiving: Risks, strains, and growth. In: Qualls SH, Zarit SH, eds. *Aging families and caregiving*. Hoboken, NJ: John Wiley & Sons, Inc.; 2009: p. 85-112.
408. Pinquart M, Sörensen S. Associations of stressors and uplifts of caregiving with caregiver burden and depressive mood: A meta-analysis. *J Gerontol B Psychol Sci Soc Sci* 2003;58(2):112-28.
409. Sörensen S, Duberstein P, Gill D, Pinquart M. Dementia care: Mental health effects, intervention strategies, and clinical implications. *Lancet Neurol* 2006;5(11):961-73.
410. Goren A, Montgomery W, Kahle-Wroblewski K, Nakamura T, Ueda K. Impact of caring for persons with Alzheimer's disease or dementia on caregivers' health outcomes: Findings from a community based survey in Japan. *BMC Geriatr* 2016;16:122.
411. Alzheimer's Association. 2016 Alzheimer's Disease Facts and Figures. *Alzheimers Dement* 2016;12(4):459-509.
412. Jones RW, Lebec J, Kahle-Wroblewski K, Dell'Agnello G, Bruno G, Vellas B, et al. Disease progression in mild dementia due to Alzheimer disease in an 18-month observational study (GERAS): The impact on costs and caregiver outcomes. *Dement Geriatr Cogn Dis Extra* 2017;20(7(1):87-100.
413. Leggett AN, Meyer OL, Bugajsky BC, Polenick CA. Accentuate the Positive: The association between informal and formal supports and caregiving gains. *J Appl Gerontol* 2020;doi: 10.1177/0733464820914481. Online ahead of print.
414. Quinn C, Toms G. Influence of positive aspects of dementia caregiving on caregivers' well-being: A systematic review. *Gerontologist* 2019;59(5):e584-e596.
415. Zarit SH. Positive aspects of caregiving: More than looking on the bright side. *Aging Ment Health* 2012;16(6):673-74.
416. Cheng ST, Mak EP, Lau RW, Ng NS, Lam LC. Voices of Alzheimer caregivers on positive aspects of caregiving. *Gerontologist* 2016;56(3):451-60.
417. Monin JK, Schulz R, Feeney BC. Compassionate love in individuals with Alzheimer's disease and their spousal caregivers: Associations with caregivers' psychological health. *Gerontologist* 2015;55(6):981-9.
418. Roth DL, Dilworth-Anderson P, Huang J, Gross AL, Gitlin LN. Positive aspects of family caregiving for dementia: Differential item functioning by race. *J Gerontol B Psychol Sci Soc Sci* 2015;70(6):813-9.
419. Lloyd J, Patterson T, Muers J. The positive aspects of caregiving in dementia: A critical review of the qualitative literature. *Dementia (London)* 2016;15(6):1534-61.
420. Yu DSF, Cheng ST, Wang J. Unravelling positive aspects of caregiving in dementia: An integrative review of research literature. *Int J Nurs Stud* 2018;79:1-26.
421. van den Kieboom R, Snaphaan L, Mark R, Bongers I. The trajectory of caregiver burden and risk factors in dementia progression: A systematic review. *J Alzheimers Dis* 2020;77(3):1107-15.
422. Polenick CA, Min L, Kales HC. Medical Comorbidities of dementia: Links to caregivers' emotional difficulties and gains. *J Am Geriatr Soc* 2020;68(3):609-13.
423. Sheehan OC, Haley WE, Howard VJ, Huang J, Rhodes JD, Roth DL. Stress, burden, and well-being in dementia and non-dementia caregivers: Insights from the Caregiving Transitions Study. *Gerontologist* 2020;doi: 10.1093/geront/gnaa108. Online ahead of print.
424. Schulz R, O'Brien AT, Bookwala J, Fleissner K. Psychiatric and physical morbidity effects of dementia caregiving: Prevalence, correlates, and causes. *Gerontologist* 1995;35(6):771-91.
425. Baumgarten M, Battista RN, Infante-Rivard C, Hanley JA, Becker R, Gauthier S. The psychological and physical health of family members caring for an elderly person with dementia. *J Clin Epidemiol* 1992;45(1):61-70.
426. Mausbach BT, Chattillion EA, Roepke SK, Patterson TL, Grant I. A comparison of psychosocial outcomes in elderly Alzheimer caregivers and noncaregivers. *Am J Geriatr Psychiatry* 2013;21(1):5-13.
427. Kessler RC, Chiu WT, Demler O, Merikangas KR, Walters EE. Prevalence, severity, and comorbidity of 12-month DSM-IV disorders in the National Comorbidity Survey Replication. *Arch Gen Psychiatry* 2005;62:617-27.
428. Sallim AB, Sayampanathan AA, Cuttilan A, Chun-Man Ho R. Prevalence of mental health disorders among caregivers of patients with Alzheimer disease. *J Am Med Dir Assoc* 2015;16(12):1034-41.
429. Collins RN, Kishita N. Prevalence of depression and burden among informal care-givers of people with dementia: A meta-analysis. *Ageing and Society* 2020;40 (11):2355-92.

430. Atteih S, Mellon L, Hall P, Brewer L, Horgan F, Williams D, et al. Implications of stroke for caregiver outcomes: Findings from the ASPIRE-S Study. *Int J Stroke* 2015;10:918-23.
431. Thunyadee C, Sitthimongkol Y, Sangon S, Chai-Aroon T, Hegadoren KM. Predictors of depressive symptoms and physical health in caregivers of individuals with schizophrenia. *J Nurs Health Sci* 2015;17:412-9.
432. Harris ML, Titler MG, Hoffman GJ. Associations between Alzheimer's disease and related dementias and depressive symptoms of partner caregivers. *J Appl Gerontol* 2020;doi: 10.1177/0733464820952252. Online ahead of print.
433. Vitaliano PP, Ustundag O, Borson S. Objective and subjective cognitive problems among caregivers and matched non-caregivers. *Gerontologist* 2017;57(4):637-47.
434. Dassel KB, Carr DC, Vitaliano P. Does caring for a spouse with dementia accelerate cognitive decline? Findings from the Health and Retirement Study. *Gerontologist* 2017;57(2):319-28.
435. Arthur PB, Gitlin LN, Kairalla JA, Mann WC. Relationship between the number of behavioral symptoms in dementia and caregiver distress: What is the tipping point? *Int Psychogeriatr* 2018;30(8):1099-107.
436. Gillespie R, Mullan J, Harrison L. Managing medications: The role of informal caregivers of older adults and people living with dementia: A review of the literature. *J Clin Nurs* 2014;23(23-24):3296-308.
437. Alsaeed D, Jamieson E, Gul MO, Smith FJ. Challenges to optimal medicines use in people living with dementia and their caregivers: A literature review. *Int J Pharm* 2016;512(2):396-404.
438. Polenick CA, Stanz SD, Leggett AN, Maust DT, Hodgson NA, Kales HC. Stressors and resources related to medication management: Associations with spousal caregivers' role overload. *Gerontologist*. 2020;60(1):165-73
439. Aston L, Hilton A, Moutela T, Shaw R, Maidment I. Exploring the evidence base for how people with dementia and their informal carers manage their medication in the community: A mixed studies review. *BMC Geriatr* 2017;17(1):242.
440. Badana ANS, Marino V, Haley WE. Racial differences in caregiving: Variation by relationship type and dementia care status. *J Aging Health* 2019;31(6):925-46.
441. Liu C, Fabius CD, Howard VJ, Haley WE, Roth DL. Change in social engagement among incident caregivers and controls: Findings from the Caregiving Transitions Study. *J Aging Health* 2020;doi: 10.1177/0898264320961946. Online ahead of print.
442. Gaugler JE, Mittelman MS, Hepburn K, Newcomer R. Clinically significant changes in burden and depression among dementia caregivers following nursing home admission. *BMC Medicine* 2010;8:85.
443. Mausbach BT, Chattillion EA, Ho J, Flynn LM, Tiznado D, von Känel R, et al. Why does placement of persons with Alzheimer's disease into long-term care improve caregivers' well-being? Examination of psychological mediators. *Psychol Aging* 2014;29(4):776-86.
444. Peacock SC. The experience of providing end-of-life care to a relative with advanced dementia: An integrative literature review. *Palliat Support Care* 2013;11(2):155-68.
445. Schulz R, Mendelsohn AB, Haley WE, Mahoney D, Allen RS, Zhang S, et al. End-of-life care and the effects of bereavement on family caregivers of persons with dementia. *N Engl J Med* 2003;349(20):1936-42.
446. Kumar V, Ankuda CK, Aldridge MD, Husain M, Ornstein KA. Family Caregiving at the End of Life and Hospice Use: A national study of Medicare beneficiaries. *J Am Geriatr Soc* 2020;68(10):2288-96.
447. Kelley AS, McGarry K, Bollens-Lund E, Rahman O-K, Husain M, Ferreira KB, et al. Residential setting and the cumulative financial burden of dementia in the 7 years before death. *J Am Geriatr Soc* 2020;68(6):1319-24.
448. Fonareva I, Oken BS. Physiological and functional consequences of caregiving for relatives with dementia. *Int Psychogeriatr* 2014;26(5):725-47.
449. Peng H-L, Chang Y-P. Sleep disturbance in family caregivers of individuals with dementia: A review of the literature. *Perspect Psychiatr C* 2012;49(2):135-46.
450. Gao C, Chapagain NY, Scullin MK. Sleep Duration and Sleep Quality in caregivers of patients with dementia: A systematic review and meta-analysis. *JAMA Netw Open* 2019;2(8):e199891.
451. Välimäki TH, Martikainen JA, Hongisto K, Väättäin S, Sintonen H, Koivisto AM. Impact of Alzheimer's disease on the family caregiver's long-term quality of life: Results from an ALSOVA follow-up study. *Qual Life Res* 2016;25(3):687-97.
452. Bremer P, Cabrera E, Leino-Kilpi H, Lethin C, Saks K, Sutcliffe C. Informal dementia care: Consequences for caregivers' health and health care use in 8 European countries. *Health Policy* 2015;119(11):1459-71.
453. Dassel KB, Carr DC. Does dementia caregiving accelerate frailty? Findings from the Health and Retirement Study. *Gerontologist* 2016;56(3):444-50.
454. Fredman L, Bertrand RM, Martire LM, Hochberg M, Harris EL. Leisure-time exercise and overall physical activity in older women caregivers and non-caregivers from the Caregiver-SOF Study. *Prev Med* 2006;43:226-9.
455. von Kanel R, Dimsdale JE, Mills PJ, Ancoli-Israel S, Patterson TL, Mausbach BT, et al. Effect of Alzheimer caregiving stress and age on frailty markers interleukin-6, C-reactive protein, and D-dimer. *J Gerontol A Biol Sci Med Sci* 2006;61(9):963-9.
456. Kiecolt-Glaser JK, Dura JR, Speicher CE, Trask OJ, Glaser R. Spousal caregivers of dementia victims: Longitudinal changes in immunity and health. *Psychosom Med* 1991;53:345-62.
457. Kiecolt-Glaser JK, Marucha PT, Mercado AM, Malarkey WB, Glaser R. Slowing of wound healing by psychological stress. *Lancet* 1995;346(8984):1194-6.
458. Vitaliano PP, Scanlan JM, Zhang J, Savage MV, Hirsch IB, Siegler I. A path model of chronic stress, the metabolic syndrome, and coronary heart disease. *Psychosom Med* 2002;64:418-35.
459. Mausbach BT, Romero-Moreno R, Bos T, von Känel R, Ziegler MG, Allison MA, et al. Engagement in pleasant leisure activities and blood pressure: A 5-year longitudinal study in Alzheimer caregivers. *Psychosom Med* 2017;79(7):735-41.
460. Shaw WS, Patterson TL, Ziegler MG, Dimsdale JE, Semple SJ, Grant I. Accelerated risk of hypertensive blood pressure recordings among Alzheimer caregivers. *J Psychosom Res* 1999;46(3):215-27.
461. Mausbach BT, Roepke SK, Ziegler MG, Milic M, Von Kanel R, Dimsdale JE, et al. Association between chronic caregiving stress and impaired endothelial function in the elderly. *J Am Coll Cardiol* 2010;55(23):2599-606.
462. Allen AP, Curran EA, Duggan Á, Cryan JF, Chorcóráin AN, Dinan TG, et al. A systematic review of the psychobiological burden of informal caregiving for patients with dementia: Focus on cognitive and biological markers of chronic stress. *Neurosci Biobehav Rev* 2017;73:123-164.
463. Roth DL, Sheehan OC, Haley WE, Jenny NS, Cushman M, Walston JD. Is family caregiving associated with inflammation or compromised immunity? A meta-analysis. *Gerontologist* 2019;59(5):e521-e534.
464. Roth DL, Haley WE, Sheehan OC, Huang J, Rhodes JD, Durda P, et al. The transition to family caregiving and its effect on biomarkers of inflammation. *Proc Natl Acad Sci USA* 2020;117(28):16258-63.
465. Schubert CC, Boustani M, Callahan CM, Perkins AJ, Hui S, Hendrie HC. Acute care utilization by dementia caregivers within urban primary care practices. *J Gen Intern Med* 2008;23(11):1736-40.
466. Zhu CW, Scarmeas N, Ornstein K, Albert M, Brandt J, Blacker D, et al. Health-care use and cost in dementia caregivers: Longitudinal results from the Predictors Caregiver Study. *Alzheimers Dement* 2015;11(4):444-54.
467. Leggett AN, Sonnega AJ, Lohman MC. Till death do us part: Intersecting health and spousal dementia caregiving on caregiver mortality. *J Aging Health* 2020;32(7-8):871-9.

468. Roth DL, Fredman L, Haley WE. Informal caregiving and its impact on health: A reappraisal from population-based studies. *Gerontologist* 2015;55(2):309-19.
469. Christakis NA, Allison PD. Mortality after the hospitalization of a spouse. *N Engl J Med* 2006;354:719-30.
470. Perkins M, Howard VJ, Wadley VG, Crowe M, Safford MM, Haley WE, et al. Caregiving strain and all-cause mortality: Evidence from the REGARDS Study. *J Gerontol B Psychol Sci Soc Sci* 2013;68(4):504-12.
471. Gaugler JE, Jutkowitz E, Peterson CM, Zmora R. Caregivers dying before care recipients with dementia. *Alzheimers Dement (NY)* 2018;4:688-93.
472. AARP, Family Caregiving and Out-of-Pocket Costs: 2016 Report. Available at: https://www.aarp.org/content/dam/aarp/research/surveys_statistics/lrc/2016/family-caregiving-costs.doi.10.26419%252Fres.00138.001.pdf. Accessed January 22, 2021.
473. Stall NM, Kim SJ, Hardacre KA, Shah PS, Straus SE, Bronskill SE, et al. Association of informal caregiver distress with health outcomes of community-dwelling dementia care recipients: A systematic review. *J Am Geriatr Soc* 2019;67(3):609-17.
474. Amjad H, Mulcahy J, Kasper JD, Burgdorf J, Roth DL, Covinsky K, et al. Do caregiving factors affect hospitalization risk among disabled older adults? *J Am Geriatr Soc* 2020;doi: 10.1111/jgs.16817. Online ahead of print.
475. Gaugler JE, Jutkowitz E, Shippee TP, Brasure M. Consistency of dementia caregiver intervention classification: An evidence-based synthesis. *Int Psychogeriatr* 2017;29(1):19-30.
476. Gitlin LN, Hodgson N. Caregivers as therapeutic agents in dementia care: The evidence-base for interventions supporting their role. In: Gaugler JE, Kane RL, eds. *Family caregiving in the new normal*. Philadelphia, Pa.: Elsevier, Inc.; 2015: p. 305-56.
477. Williams F, Moghaddam N, Ramsden S, De Boos D. Interventions for reducing levels of burden amongst informal carers of persons with dementia in the community. A systematic review and meta-analysis of randomised controlled trials. *Aging Ment Health*. 2019;23(12):1629-42.
478. Kaddour L, Kishita N, Schaller A. A meta-analysis of low-intensity cognitive behavioral therapy-based interventions for dementia caregivers. *Int Psychogeriatr*. 2018:1-16.
479. Nguyen H, Terry D, Phan H, Vickers J, McInerney F. Communication training and its effects on carer and care-receiver outcomes in dementia settings: A systematic review. *J Clin Nurs*. 2019;28(7-8):1050-69.
480. Jütten LH, Mark RE, Wicherts JM, Sitskoorn MM. The effectiveness of psychosocial and behavioral interventions for informal dementia caregivers: Meta-analyses and meta-regressions. *J Alzheimers Dis* 2018;66(1):149-72.
481. Maslow K. *Translating Innovation to Impact: Evidence-Based Interventions to Support People with Alzheimer's Disease and their Caregiver at Home and in the Community*. Washington, D.C.: Administration on Aging; 2012. Available at: <https://www.agingresearch.org/app/uploads/2017/12/50820Compliant20A-White-Paper20for20Release.pdf>. Accessed December 23, 2020.
482. Rosalynn Carter Institute for Caregiving. Available at: <https://www.rosalynncarter.org/>. Accessed December 23, 2020.
483. Liew TM, Lee CS. Reappraising the efficacy and acceptability of multicomponent interventions for caregiver depression in dementia: The utility of network meta-analysis. *Gerontologist* 2019;16:59(4):e380-e392.
484. Patnode CD, Perdue LA, Rossom RC, Rushkin MC, Redmond N, Thomas RG. Screening for cognitive impairment in older adults: Updated evidence report and systematic review for the U.S. Preventive Services Task Force. *JAMA* 2020;323(8):764-85.
485. Cheng S-T, Li K-K, Losada A, Zhang F, Au A, Thompson LW, et al. The effectiveness of nonpharmacological interventions for informal dementia caregivers: An updated systematic review and meta-analysis. *Psychol Aging* 2020;35(1):55-77.
486. Cheng S-T, Zhang F. A comprehensive meta-review of systematic reviews and meta-analyses on nonpharmacological interventions for informal dementia caregivers. *BMC Geriatr* 2020;20(1):137.
487. Bass DM, Hornick T, Kunik M, Judge KS, Primitica B, Kearney K, et al. Findings from a real-world translation study of the evidence-based "Partners in Dementia Care". *Innov Aging* 2019;3(3):igz031.
488. Hodgson N, Gitlin LN (in press). Implementing and sustaining family care programs in real world settings: Barriers and facilitators. In J. E. Gaugler (Ed.), *Bridging the Family Care Gap*. Academic Press: San Diego, CA.
489. Fauth EB, Jackson MA, Walberg DK, Lee NE, Easom LR, Alston G, et al. External validity of the New York University Caregiver Intervention: Key caregiver outcomes across multiple demonstration projects. *J Appl Gerontol* 2019;38(9):1253-81.
490. Boustani M, Alder CA, Solid CA. Agile implementation: A blueprint for implementing evidence-based healthcare solutions. *J Am Geriatr Soc* 2018;66(7):1372-6.
491. Boots LM, de Vugt ME, van Knippenberg RJ, Kempen GI, Verhey FR. A systematic review of internet-based supportive interventions for caregivers of patients with dementia. *Int J Geriatr Psych* 2015;29(4):331-44.
492. Griffiths PC, Whitney MK, Kovaleva M, Hepburn K. Development and implementation of tele-savvy for dementia caregivers: A Department of Veterans Affairs Clinical Demonstration Project. *Gerontologist* 2016;56(1):145-54.
493. Gaugler JE, Zmora R, Mitchell LL, Finlay JM, Peterson CM, McCarron H, et al. Six-month effectiveness of remote activity monitoring for persons living with dementia and their family caregivers: An experimental mixed methods study. *Gerontologist* 2019;9:59(1):78-89.
494. Waller A, Dilworth S, Mansfield E, Sanson-Fisher R. Computer and telephone delivered interventions to support caregivers of people with dementia: A systematic review of research output and quality. *BMC Geriatr* 2017;17(1):265.
495. Hopwood J, Walker N, McDonagh L, Rait G, Walters K, Iliffe S, et al. Internet-based interventions aimed at supporting family caregivers of people with dementia: Systematic review. *J Med Internet Res* 2018;12:20(6):e216.
496. Leng M, Zhao Y, Xiao H, Li C, Wang Z. Internet-based supportive interventions for family caregivers of people with dementia: Systematic review and meta-analysis. *J Med Internet Res* 2020;22(9):e19468.
497. Pleasant M, Molinari V, Dobbs C, Meng H, Hyer K. Effectiveness of online dementia caregivers training programs: A systematic review. *Geriatr Nurs* 2020;41(6):921-35.
498. Gaugler JE, Potter T, Pruinelli L. Partnering with caregivers. *Clin Geriatr Med* 2014;30(3):493-515.
499. Gitlin LN, Marx K, Stanley IH, Hodgson N. Translating evidence-based dementia caregiving interventions into practice: State-of-the-science and next steps. *Gerontologist* 2015;55(2):210-26.
500. Wethington E, Burgio LD. Translational research on caregiving: Missing links in the translation process. In: Gaugler JE, Kane RL, eds. *Family caregiving in the new normal*. Philadelphia, Pa.: Elsevier, Inc; 2015: p. 193-210.
501. Zarit SH. Past is prologue: How to advance caregiver interventions. *Aging Ment Health* 2017;16:1-6.
502. Kishita N, Hammond L, Dietrich CM, Mioshi E. Which interventions work for dementia family carers?: an updated systematic review of randomized controlled trials of carer interventions. *Int Psychogeriatr* 2018;30(11):1679-96.
503. Zarit SH, Lee JE, Barrineau MJ, Whitlatch CJ, Femia EE. Fidelity and acceptability of an adaptive intervention for caregivers: An exploratory study. *Aging Ment Health* 2013;17(2):197-206.
504. Van Mierlo LD, Meiland FJ, Van Hout HP, Dröes RM. Toward an evidence-based implementation model and checklist for personalized dementia care in the community. *Int Psychogeriatr* 2016;28(5):801-13.

505. Gaugler JE, Reese M, Tanler R. Care to Plan: An online tool that offers tailored support to dementia caregivers. *Gerontologist* 2016;56(6):1161-74.
506. Jennings LA, Ramirez KD, Hays RD, Wenger NS, Reuben DB. Personalized goal attainment in dementia care: Measuring what persons with dementia and their caregivers want. *J Am Geriatr Soc* 2018;66(11):2120-7.
507. Whitlatch CJ, Orsulic-Jeras S. Meeting the informational, educational, and psychosocial support needs of persons living with dementia and their family caregivers. *Gerontologist* 2018;18:58(suppl 1):S58-S73.
508. Akarsu NE, Prince MJ, Lawrence VC, Das-Munshi J. Depression in carers of people with dementia from a minority ethnic background: Systematic review and meta-analysis of randomised controlled trials of psychosocial interventions. *Int J Geriatr Psychiatry* 2019;34(6):790-806.
509. Llanque SM, Enriquez M. Interventions for Hispanic caregivers of patients with dementia: A review of the literature. *Am J Alzheimers Dis Other Dement* 2012;27(1):23-32.
510. Napoles AM, Chadiha L, Eversley R, Moreno-John G. Reviews: Developing culturally sensitive dementia caregiver interventions: Are we there yet? *Am J Alzheimers Dis Other Dement* 2010;25:389-406.
511. Luchsinger JA, Burgio L, Mittelman M, Dunner I, Levine JA, Hoyos C, et al. Comparative effectiveness of 2 interventions for Hispanic caregivers of persons with dementia. *J Am Geriatr Soc* 2018;66(9):1708-15.
512. Gilmore-Bykovskiy A, Johnson R, Walljasper L, Block L, Werner N. Underreporting of gender and race/ethnicity differences in NIH-funded dementia caregiver support interventions. *Am J Alzheimers Dis Other Dement* 2018;33(3):145-52.
513. Fredriksen-Goldsen KI, Jen S, Bryan AEB, Goldsen J. Cognitive impairment, Alzheimer's disease, and other dementias in the lives of lesbian, gay, bisexual and transgender (LGBT) older adults and their caregivers: Needs and competencies. *J Appl Gerontol* 2018;37(5):545-69.
514. U.S. Department of Health and Human Services. National Research Summit on Care, Services and Supports for Persons with Dementia and their Caregivers. Available at: <https://aspe.hhs.gov/national-research-summit-care-services-and-supports-persons-dementia-and-their-caregivers>. Accessed December 23, 2020.
515. Young HM, Bell JF, Whitney RL, Ridberg RA, Reed SC, Vitaliano PP. Social determinants of health: Underreported heterogeneity in systematic reviews of caregiver interventions. *Gerontologist* 2020;60(Suppl 1):S14-S28.
516. Khatutsky G, Wiener J, Anderson W, Akhmerova V, Jessup EA, Squillace MR. Understanding direct care workers: A snapshot of two of America's most important jobs: Certified nursing assistants and home health aides. Washington, D.C.: U.S. Department of Health and Human Services; 2011.
517. Stone R. The Long-Term Care Workforce: From Accidental to Valued Profession. In: Wolf D, Folbre N, eds. *Universal Coverage of Long-Term Care in the United States: Can We Get There from Here?* New York, NY: Russell Sage Foundation; 2012: 155-178.
518. Jones AL, Dwyer LL, Bercovitz AR, Strahan GW. The National Nursing Home Survey: 2004 Overview. *Vital Health Stat* 13 2009;(167):1-155.
519. Kramer NA, Smith MC. Training nursing assistants to care for nursing home residents with dementia. In: Molinari V, editor. *Professional psychology in long-term care*. New York, N.Y.: Hatherleigh Press; 2000: p. 227-56.
520. McCabe MP, Davison TE, George K. Effectiveness of staff training programs for behavioral problems among older people with dementia. *Aging Ment Health* 2007;11(5):505-19.
521. Beck C, Ortigara A, Mercer S, Shue V. Enabling and empowering certified nursing assistants for quality dementia care. *Int J Geriatr Psychiatry* 1999;14(3):197-211.
522. Institute of Medicine. *Retooling for an Aging America: Building the Health Care Workforce*. Washington, D.C.: The National Academies Press 2008. Available at: <http://www.nationalacademies.org/hmd/reports/2008/retooling-for-an-aging-america-building-the-health-care-workforce.aspx>. Accessed December 23, 2020.
523. Warshaw GA, Bragg EJ. Preparing the health care workforce to care for adults with Alzheimer's disease and related dementias. *Health Aff* 2014;33(4):633-41.
524. Paraprofessional Healthcare Institute (PHI). *Direct Care Workers in the United States: Key Facts*. Available at: <https://phinational.org/wp-content/uploads/2020/09/Direct-Care-Workers-in-the-United-States-2020-PHI.pdf>. Accessed December 22, 2020.
525. Trinkoff AM, Han K, Storr CL, Lerner N, Johantgen M, Gartrell K. Turnover, staffing, skill mix, and resident outcomes in a national sample of US nursing homes. *J Nurs Adm* 2013;43(12):630-6.
526. Elvish R, Burrow S, Cawley R, Harney K, Pilling M, Gregory J, et al. 'Getting to know me': The second phase roll-out of a staff training programme for supporting people with dementia in general hospitals. *Dementia (London)* 2018;17(1):96-109.
527. Spector A, Orrell M, Goyder J. A systematic review of staff training interventions to reduce the behavioural and psychological symptoms of dementia. *Ageing Res Rev* 2013;12(1):354-64.
528. Bray J, Evans S, Bruce M, Carter C, Brooker D, Milosevic S, et al. Enabling hospital staff to care for people with dementia. *Nurs Older People* 2015;27(10):29-32.
529. Palmer JL, Lach HW, McGillick J, Murphy-White M, Carroll MB, Armstrong JL. The Dementia Friendly Hospital Initiative education program for acute care nurses and staff. *J Contin Educ Nurs* 2014;45(9):416-24.
530. Surr CA, Smith SJ, Crossland J, Robins J. Impact of a person-centred dementia care training programme on hospital staff attitudes, role efficacy and perceptions of caring for people with dementia: A repeated measures study. *Int J Nurs Stud* 2016;53:144-51.
531. Alzheimer's Association. 2020 Alzheimer's Disease Facts and Figures. Special Report: On the Front Lines: Primary Care Physicians and Alzheimer's Care in America. Available at: <https://www.alz.org/media/Documents/alzheimers-facts-and-figures.pdf>. Accessed January 12, 2021.
532. U.S. Department of Health and Human Services, Health Resources and Services Administration, National Center for Health Workforce Analysis. *National and Regional Projections of Supply and Demand for Geriatricians: 2013-2025*. Available at: <https://bhw.hrsa.gov/sites/default/files/bhw/health-workforce-analysis/research/projections/>. Accessed December 10, 2020.
533. American Association of Nurse Practitioners. NP Fact Sheet. Available at: <https://www.aanp.org/about/all-about-nps/np-fact-sheet>. Accessed December 22, 2020.
534. Hoffman D, Zucker H. A call to preventive action by health care providers and policy makers to support caregivers. *Prev Chronic Dis* 2016;13:E96.
535. Adelman RD, Tmanova LL, Delgado D, Dion S, Lachs MS. Caregiver burden: A clinical review. *JAMA* 2014;311(10):1052-60.
536. Alzheimer's Association National Plan Care and Support Milestone Workgroup, Borson S, Boustani MA, Buckwalter KC, Burgio LD, Chodosh J, et al. Report on milestones for care and support under the U.S. National Plan to Address Alzheimer's Disease. *Alzheimers Dement* 2016;12(3):334-69.
537. Gaugler JE, Westra BL, Kane RL. Professional discipline and support recommendations for family caregivers of persons with dementia. *Int Psychogeriatr* 2016;28(6):1029-40.
538. Austrom MG, Carvell CA, Alder CA, Gao S, Boustani M, LaMantia M. Workforce development to provide person-centered care. *Aging Ment Health* 2016;20(8):781-92.
539. Werner P. Reflections on quality of care for persons with dementia: moving toward an integrated, comprehensive approach. *Int Psychogeriatr* 2019;31(3):307-8.

540. Leggett A, Connell C, Dubin L, Dunkle R, Langa KM, Maust DT, et al. Dementia care across a tertiary care health system: What exists now and what needs to change. *J Am Med Dir Assoc* 2019;20(10):1307-1312.e1.
541. Noel MA, Kaluzynski TS, Templeton VH. Quality dementia care. *J Appl Gerontol* 2017;36(2):195-212.
542. Possin KL, Merrilees JJ, Dulaney S, Bonasera SJ, Chiong W, Lee K, et al. Effect of collaborative dementia care via telephone and internet on quality of life, caregiver well-being, and health care use: The Care Ecosystem Randomized Clinical Trial. *JAMA Intern Med* 2019;179(12):1658-67.
543. Bott NT, Shekter CC, Yang D, Peters S, Brady B, Plowman S, et al. Systems Delivery Innovation for Alzheimer Disease. *Am J Geriatr Psychiatry* 2019;27(2):149-61.
544. Tan ZS, Jennings L, Reuben D. Coordinated care management for dementia in a large academic health system. *Health Aff* 2014;33(4):619-25.
545. Callahan CM, Sachs GA, Lamantia MA, Unroe KT, Arling G, Boustani MA. Redesigning systems of care for older adults with Alzheimer's disease. *Health Aff* 2014;33(4):626-32.
546. French DD, LaMantia MA, Livin LR, Herceg D, Alder CA, Boustani MA. Healthy Aging Brain Center improved care coordination and produced net savings. *Health Aff* 2014;33(4):613-8.
547. Borson S, Chodosh J. Developing dementia-capable health care systems: A 12-step program. *Clin Geriatr Med* 2014;30(3):395-420.
548. Reuben DB, Evertson LC, Wenger NS, Serrano K, Chodosh J, Ercoli L, et al. The University of California at Los Angeles Alzheimer's and Dementia Care Program for comprehensive, coordinated, patient-centered care: Preliminary data. *J Am Geriatr Soc* 2013;61(12):2214-8.
549. Thyrian JR, Hertel J, Wucherer D, Eichler T, Michalowsky B, Dreier-Wolfgramm A. Effectiveness and safety of dementia care management in primary care: A randomized clinical trial. *JAMA Psychiatry* 2017;174(10):996-1004.
550. Callahan CM. Alzheimer's Disease: Individuals, dyads, communities, and costs. *J Am Geriatr Soc* 2017;65(5):892-5.
551. Dreier-Wolfgramm A, Michalowsky B, Austrom MG, van der Marck MA, Iliffe S, Alder C. Dementia care management in primary care: Current collaborative care models and the case for interprofessional education. *Z Gerontol Geriatr* 2017;50(Suppl 2):68-77.
552. Reuben DB, Tan ZS, Romero T, Wenger NS, Keeler E, Jennings LA. Patient and caregiver benefit from a comprehensive dementia care program: 1-year results from the UCLA Alzheimer's and Dementia Care Program. *J Am Geriatr Soc* 2019;67(11):2267-73.
553. Boustani M, Alder CA, Solid CA, Reuben D. An alternative payment model to support widespread use of collaborative dementia care models. *Health Aff (Millwood)* 2019;38(1):54-9.
554. Clevenger CK, Cellar J, Kovaleva M, Medders L, Hepburn K. Integrated memory care clinic: Design, implementation, and initial results. *J Am Geriatr Soc* 2018;66(12):2401-7.
555. Odenheimer G, Borson S, Sanders AE, Swain-Eng RJ, Kyomen HH, Tierney S, et al. Quality improvement in neurology: Dementia management quality measures (executive summary). *Am J Occup Ther* 2013;67(6):704-10.
556. LaMantia MA, Alder CA, Callahan CM, Gao S, French DD, Austrom MG, et al. The Aging Brain Care Medical Home: Preliminary data. *J Am Geriatr Soc* 2015;63(6):1209-13.
557. Haggerty KL, Epstein-Lubow G, Spragens LH, Stoeckle RJ, Evertson LC, Jennings LA, et al. Recommendations to improve payment policies for comprehensive dementia care. *J Am Geriatr Soc* 2020;68(11):2478-85.
558. National Academies of Sciences, Engineering, and Medicine. Families Caring for an Aging America. Washington, D.C.: The National Academies Press; 2016.
559. Griffin JM, Riffin C, Havyer RD, Biggar VS, Comer M, Frangiosa TL, et al. Integrating family caregivers of people with Alzheimer's disease and dementias into clinical appointments: Identifying potential best practices. *J Appl Gerontol* 2020;39(11):1184-94.
560. Gaugler JE, Kane RL, eds. Family Caregiving in the New Normal. Philadelphia, Pa.: Elsevier, Inc.; 2015.
561. Alzheimer's Association. Alzheimer's Impact Movement: Use of Medicare Planning Benefit. Available at: <https://alzimpact.org/media/serve/id/5d2c9620e4f5d>. Accessed December 23, 2020.
562. The Lewin Group. Process Evaluation of the Older Americans Act Title III-E-National Family Caregiver Support Program: Final Report, 2016. Available at: https://acl.gov/sites/default/files/programs/2017-02/NFCSP_Final_Report-update.pdf. Accessed December 23, 2020.
563. Alzheimer's Association. Alzheimer's Association Dementia Care Practice Recommendations. Available at: <https://www.alz.org/media/Documents/alzheimers-dementia-care-practice-recommendations.pdf>. Accessed December 23, 2020.
564. Hennelly N, Cooney A, Houghton C, O'Shea E. Personhood and dementia care: A qualitative evidence synthesis of the perspectives of people with dementia. *Gerontologist* 2019;doi: 10.1093/geront/gnz159. Online ahead of print.
565. Camp CJ. Denial of human rights: We must change the paradigm of dementia care. *Clin Gerontol* 2019;42(3):221-3.
566. Gaugler JE, Bain LJ, Mitchell L, Finlay J, Fazio S, Jutkowitz E, et al. Reconsidering frameworks of Alzheimer's dementia when assessing psychosocial outcomes. *Alzheimers Dement (NY)* 2019;5:388-97.
567. Burton A, Ogden M, Cooper C. Planning and enabling meaningful patient and public involvement in dementia research. *Curr Opin Psychiatry* 2019;32(6):557-62.
568. Greenberg NE, Wallick A, Brown LM. Impact of COVID-19 pandemic restrictions on community-dwelling caregivers and persons with dementia. *Psychol Trauma* 2020;12(S1):S220-S221.
569. Gaugler JE. Our vast family care system for the elderly is at risk of collapse. Available at: <https://www.startribune.com/our-vast-family-care-system-for-the-elderly-is-about-to-collapse/572221182/>. Accessed December 10, 2020.
570. Monin JK, Ali T, Syed S, Piechota A, Lepore M, Mourgues C, et al. Family communication in long-term care during a pandemic: Lessons for enhancing emotional experiences. *Am J Geriatr Psychiatry* 2020;28(12):1299-307.
571. Savla J, Roberto KA, Blieszner R, McCann BR, Hoyt E, Knight AL. Dementia caregiving during the "stay-at-home" phase of COVID-19 pandemic. *J Gerontol B Psychol Sci Soc Sci* 2020;doi: 10.1093/geronb/gbaa129. Online ahead of print.
572. The COVID Tracking Project. The Long-Term Care COVID Tracker. Available at: <https://covidtracking.com/data/long-term-care>. Accessed December 22, 2020.
573. Gibson DM, Greene J. State actions and shortages of personal protective equipment and staff in U.S. nursing homes. *J Am Geriatr Soc* 2020;68:2721-6.
574. Seshadri S, Concannon C, Woods JA, McCullough KM, Dumyati GK. "It's like fighting a war with rocks": Nursing home healthcare workers' experiences during the COVID-19 pandemic. *Infect Control Hosp Epidemiol* 2020;1-2. doi: 10.1017/ice.2020.393.
575. Ouslander JG, Grabowski DC. COVID-19 in nursing homes: Calming the perfect storm. *J Am Geriatr Soc* 2020;68(10):2153-62.
576. Alzheimer's Association. Coronavirus (COVID-19): Tips for Dementia Caregivers. Available at: [https://www.alz.org/help-support/caregiving/coronavirus-\(covid-19\)-tips-for-dementia-care](https://www.alz.org/help-support/caregiving/coronavirus-(covid-19)-tips-for-dementia-care). Accessed November 4, 2020.
577. Hurd MD, Martorell P, Delavande A, Mullen KJ, Langa KM. Monetary costs of dementia in the United States. *N Engl J Med* 2013;368:1326-34.
578. Yang Z, Zhang K, Lin PJ, Clevenger C, Atherly A. A longitudinal analysis of the lifetime cost of dementia. *Health Serv Res* 2012;47(4):1660-78.

579. Murman DL, Chen Q, Powell MC, Kuo SB, Bradley CJ, Colenda CC. The incremental direct costs associated with behavioral symptoms in AD. *Neurology* 2022;59:1721-9.
580. Fishman P, Coe NB, White L, Crane PK, Park S, Ingraham B, et al. Cost of dementia in Medicare Managed Care: A systematic literature review. *Am J Manag Care* 2019;25:e247-53.
581. White L, Fishman P, Basu A, Crane PK, Larson EB, Coe NB. Medicare expenditures attributable to dementia. *Health Services Res* 2019;54(4):773-81.
582. Yang Z, Levey A. Gender differences: A lifetime analysis of the economic burden of Alzheimer's disease. *Women Health Iss* 2015;25(5):436-40.
583. Hudomiet P, Hurd MD, Rohwedder S. The relationship between lifetime out-of-pocket medical expenditures, dementia and socioeconomic status in the U.S. *J Econ Ageing* 2019;14:100181.
584. Dwibedi N, Findley AP, Wiener C, Shen C, Sambamoorthi U. Alzheimer disease and related disorders and out-of-pocket health care spending and burden among elderly Medicare beneficiaries. *Medical Care* 2018;56:240-6.
585. Kelley AS, McGarry K, Gorges R, Skinner JS. The burden of health care costs for patients with dementia in the last 5 years of life. *Ann Intern Med* 2015;163:729-36.
586. Bynum JPW, Meara E, Chang C-H, Rhoads JM. Our Parents, Ourselves: Health Care for an Aging Population. A Report of the Dartmouth Atlas Project. The Dartmouth Institute for Health Policy & Clinical Practice; 2016.
587. Rudolph JL, Zanin NM, Jones RN, Marcantonio ER, Fong TG, Yang FM, et al. Hospitalization in community-dwelling persons with Alzheimer's disease: Frequency and causes. *J Am Geriatr Soc* 2010;58(8):1542-8.
588. Beydoun MA, Beydoun HA, Gamaldo AA, Rostant O, Dore GA, Zonderman AB, et al. Nationwide inpatient prevalence, predictors and outcomes of Alzheimer's disease among older adults in the United States, 2002–2012. *J Alzheimers Dis* 2015;48(2):361-75.
589. U.S. Centers for Medicare & Medicaid Services. State Level Chronic Conditions Table: Prevalence, Medicare Utilization and Spending, 2007–2018. Available at: https://www.cms.gov/Research-Statistics-Data-and-Systems/Statistics-Trends-and-Reports/Chronic-Conditions/CC_Main.html. Accessed January 28, 2021.
590. Landon BE, Keating NL, Onnela JP, Zaslavsky AM, Christakis NA, O'Malley AJ. Patient-sharing networks of physicians and health care utilization and spending among Medicare beneficiaries. *JAMA Intern Med* 2018;178:66-73.
591. Rui P, Kang K. National Hospital Ambulatory Medical Care Survey: 2017 Emergency Department Summary Tables. National Center for Health Statistics. Available from: https://www.cdc.gov/nchs/data/nhamcs/web_tables/2017_ed_web_tables-508.pdf. Accessed November 14, 2020.
592. Medicare. Glossary. Medicare: The Official U.S. Government Site for Medicare. Available at: <https://www.medicare.gov/glossary/a>. Accessed December 23, 2020.
593. Reschovsky JD, Hadley J, O'Malley J, Landon BE. Geographic variations in the cost of treating condition-specific episodes of care among Medicare patients. *Health Services Res* 2014;49(Part 1):32-51.
594. Leibson CL, Hall Lon K, Ransom JE, Roberts RO, Hass SL, Duhig AM, et al. Direct medical costs and source of cost differences across the spectrum of cognitive decline: A population-based study. *Alzheimers Dement* 2015;11(8):917-32.
595. Suehs BT, Davis CD, Alvir J, van Amerongen D, Patel NC, Joshi AV, et al. The clinical and economic burden of newly diagnosed Alzheimer's disease in a Medicare Advantage population. *Am J Alzheimers Dis Other Dement* 2013;28(4):384-92.
596. Lin P-J, Zhong Y, Fillit HM, Chen E, Neumann PJ. Medicare expenditures of individuals with Alzheimer's disease and related dementias or mild cognitive impairment before and after diagnosis. *J Am Geriatr Soc* 2016;64:1549-57.
597. Geldmacher DS, Kirson NY, Birnbaum HG, Eapen S, Kantor E, Cummings AK, et al. Pre-diagnosis excess acute care costs in Alzheimer's patients among a U.S. Medicaid population. *Appl Health Econ Health Policy* 2013;11(4):407-13.
598. Zhu CW, Cosentino S, Ornstein K, Gu Y, Scarmeas N, Andrews H, et al. Medicare utilization and expenditures around incident dementia in a multiethnic cohort. *J Gerontol A Biol Sci Med Sci* 2015;70(11):1448-53.
599. Kirson NY, Desai U, Ristovska L, Cummings AKG, Birnbaum HG, Ye W, et al. Assessing the economic burden of Alzheimer's disease patients first diagnosed by specialists. *BMC Geriatrics* 2016;16:138.
600. Centers for Medicare and Medicaid Services. Chronic Conditions Charts: 2017. Figure 15. Co-morbidity Among Chronic Conditions for Medicare FFS Beneficiaries: 2017. https://www.cms.gov/Research-Statistics-Data-and-Systems/Statistics-Trends-and-Reports/Chronic-Conditions/Chartbook_Charts. Accessed October 15, 2020.
601. Aigbogun MS, Stellhorn R, Hartry A, Baker RA, Fillit H. Treatment patterns and burden of behavioral disturbances in patients with dementia in the United States: A claims database analysis. *BMC Neurology* 2019;19:33.
602. Harris-Kojetin L, Sengupta M, Lendon JP, Rome V, Valverde R, Caffrey C. Long-term care providers and services users in the United States, 2015–2016. National Center for Health Statistics. *Vital Health Stat* 2019;3(43).
603. Rome V, Penn Lendon J, Harris-Kojetin L. Differences in characteristics of adult day services centers by level of medical service provision. National Center for Health Statistics. 2020;Series 3, No. 45:1-28.
604. Sengupta M, Caffrey C. 2020. Characteristics of residential care communities by percentage of resident population diagnosed with dementia: United States, 2016. *Natl Health Stat Report* 2020;148:1-7.
605. Caffrey C, Sengupta M. Variation in residential care community resident characteristics, by size of community: United States, 2016. NCHS Data Brief, no 299. Hyattsville, MD: National Center for Health Statistics. 2018.
606. Caffrey C, Harris-Kojetin L, Rome V, Sengupta M. Variation in operating characteristics of residential care communities by size of community: United States, 2014. NCHS Data Brief, No. 222. November 2015.
607. U.S. Centers for Medicare & Medicaid Services. Nursing Home Data Compendium 2015 Edition. Available at: https://www.cms.gov/Medicare/Provider-Enrollment-and-Certification/CertificationandCompliance/Downloads/nursinghomedatacompendium_508-2015.pdf. Accessed December 23, 2020.
608. Teno JM, Gozalo PL, Bynum JP, Leland NE, Miller SC, Morden NE, et al. Change in end-of-life care for Medicare beneficiaries: Site of death, place of care, and health care transitions in 2000, 2005, and 2009. *JAMA* 2013;309(5):470-7.
609. Eiken S, Sredl K, Burwell B, Amos A. Medicaid Expenditures for Long-Term Services and Supports in FY 2016. IAP Medicaid Innovation Accelerator Program. IBM Watson. May 2018. Available at: <https://www.medicare.gov/sites/default/files/2019-12/ltssexpenditures2016.pdf>. Accessed December 23, 2020.
610. Bynum J. Characteristics, Costs, and Health Service Use for Medicare Beneficiaries with a Dementia Diagnosis: Report 1: Medicare Current Beneficiary Survey. Unpublished; provided under contract with the Alzheimer's Association. Lebanon, N.H.: Dartmouth Institute for Health Policy and Clinical Care, Center for Health Policy Research, January 2009.
611. Clarkson P, Davies L, Jasper R, Loynes N, Challis D. Home Support in Dementia (HoSt-D) Programme Management Group. A systematic review of the economic evidence for home support interventions in dementia. *Value in Health* 2017;20:1198-209.

612. Nickel F, Barth J, Kolominsky-Rabas PL. Health economic evaluations of non-pharmacological interventions for persons with dementia and their informal caregivers: A systematic review. *BMC Geriatrics* 2018;18:69.
613. Callahan CM, Arling G, Tu W, Rosenman MB, Counsell SR, Stump TE, et al. Transitions in care among older adults with and without dementia. *J Am Geriatr Soc* 2012;60(5):813-20.
614. Gozalo P, Teno JM, Mitchell SL, Skinner J, Bynum J, Tyler D, et al. End-of-life transitions among nursing home residents with cognitive issues. *N Engl J Med* 2011;365(13):1212-21.
615. Teno JM, Mitchell SL, Skinner J, Kuo S, Fisher E, Intrator O, et al. Churning: The association between health care transitions and feeding tube insertion for nursing home residents with advanced cognitive impairment. *J Palliat Med* 2009;12(4):359-62.
616. Genworth. Genworth Cost of Care Survey 2020, Summary and Methodology. Genworth Financial, Inc. Available at: <https://pro.genworth.com/riiproweb/productinfo/pdf/131168.pdf>. December 2, 2020. Accessed December 9, 2020.
617. Unpublished data from the 2018 Medicare Current Beneficiary Survey (MCBS), analyzed by the Alzheimer's Association. October 2020.
618. Koma W, Neuman T, Jacobson G, Smith K. Medicare beneficiaries' financial security before the coronavirus pandemic. Issue Brief. Kaiser Family Foundation. Available at: www.kff.org/medicare/issue-brief/medicare-beneficiaries-financial-security-before-the-coronavirus-pandemic/. Accessed on October 31, 2020.
619. U.S. Department of Health and Human Services. What is Long-Term Care Insurance? Available at: <http://longtermcare.gov/costs-how-to-pay/what-is-long-term-care-insurance/>. Accessed December 23, 2020.
620. U.S. Centers for Medicare & Medicaid Services. Your Medicare Coverage. Long-Term Care. Available at: <https://www.medicare.gov/coverage/long-term-care.html>. Accessed December 23, 2020.
621. Centers for Medicare and Medicaid Services. Skilled Nursing Facility (SNF) Care. Available at: <https://www.medicare.gov/coverage/skilled-nursing-facility-snf-care>. Accessed December 21, 2020.
622. Centers for Medicare and Medicaid Services. What Are Long-Term Care Hospitals? CMS Product No. 11347. <https://www.medicare.gov/Pubs/pdf/11347-Long-Term-Care-Hospitals.pdf>. Revised June 2019. Accessed December 21, 2020.
623. Centers for Medicare and Medicaid Services. Original Medicare (Part A and B) Eligibility and Enrollment. <https://www.cms.gov/Medicare/Eligibility-and-Enrollment/OrigMedicarePartABEligEnrol>. Last Modified July 8, 2020. Accessed December 21, 2020.
624. Freed M, Damico A, Neuman T. A Dozen Facts About Medicare Advantage in 2020. Kaiser Family Foundation. April 20, 2020. Available at: <https://www.kff.org/medicare/issue-brief/a-dozen-facts-about-medicare-advantage-in-2020/>. Accessed December 21, 2020.
625. Centers for Medicare and Medicaid Services. How Do Medicare Advantage Plans Work? Available at: <https://www.medicare.gov/sign-up-change-plans/types-of-medicare-health-plans/medicare-advantage-plans/how-do-medicare-advantage-plans-work>. Accessed December 21, 2020.
626. Centers for Medicare and Medicaid Services. What's Medicaid? CMS Product No. 11306. Available at: <https://www.medicare.gov/Pubs/pdf/11306-Medicare-Medicaid.pdf>. Accessed December 21, 2020.
627. National Association of Insurance Commissioners and the Center for Insurance Policy and Research. The State of Long-Term Care Insurance: The Market, Challenges and Future Innovations. CIPR Study Series 2016-1. May 2016.
628. Reaves EL, Musumeci M. Medicaid and Long-Term Services and Supports: A Primer. Menlo Park, Calif: Kaiser Commission on Medicaid and the Uninsured, Henry J. Kaiser Family Foundation; December 2015. Publication # 8617-02.
629. House Bill 1087, 66th Legislature, 2019 Regular Session. Long-Term Services and Supports Trust Program. Available at: <http://lawfilesexternal.leg.wa.gov/biennium/2019-20/Pdf/Bills/Session%20Laws/House/1087-S2.SL.pdf#page=1>. Accessed December 23, 2020.
630. Centers for Medicare and Medicaid Services. Medicare and hospice benefits: Getting Started. Care and support for people who are terminally ill. CMS Product No. 11361. Revised March 2020. Available at: www.medicare.gov/Pubs/pdf/11361-Medicare-Hospice-Getting-Started.pdf. Accessed October 31, 2020.
631. Gozalo P, Plotzke M, Mor V, Miller SC, Teno JM. Changes in Medicare costs with the growth of hospice care in nursing homes. *N Engl J Med* 2015;372:1823-31.
632. U.S. Centers for Medicare & Medicaid Services. Post-Acute Care and Hospice Provider Data 2017. Available at: <https://www.cms.gov/Research-Statistics-Data-and-Systems/Statistics-Trends-and-Reports/Medicare-Provider-Charge-Data/PAC2017>. Accessed December 23, 2020.
633. De Vleminck A, Morrison RS, Meier DE, Aldridge MD. Hospice care for patients with dementia in the United States: A longitudinal cohort study. *J Am Med Dir Assoc* 2018;19:633-8.
634. Russell D, Diamond EL, Lauder B, Digham RR, Dowding DW, Peng TR, et al. Frequency and risk factors for live discharge from hospice. *J Am Geriatr Soc* 2017;65:1726-32.
635. Department of Health and Human Services, Centers for Medicare and Medicaid Services. 42 CFR Part 418 [CMS-1733-F] RIN 0938-AU09. Medicare Program; FY 2021 Hospice Wage Index and Payment Rate Update. *Federal Register*. 2020;85(150):47070-98.
636. Taylor DH, Jr, Bhavsar NA, Bull JH, Kassner CT, Olson A, Boucher NA. Will changes in Medicare payment rates alter hospice's cost-saving ability? *J Palliat Med* 2018;21:645-51.
637. Miller SC, Lima JC, Looze J, Mitchell SL. Dying in U.S. nursing homes with advanced dementia: How does health care use differ for residents with, versus without, end-of-life Medicare skilled nursing facility care? *J Palliat Med* 2012;15:43-50.
638. Miller SC, Gozalo P, Mor V. Hospice enrollment and hospitalization of dying nursing home patients. *Am J Med* 2001;111(1):38-44.
639. Kiely DK, Givens JL, Shaffer ML, Teno JM, Mitchell SL. Hospice use and outcomes in nursing home residents with advanced dementia. *J Am Geriatr Soc* 2010;58(12):2284-91.
640. Shega JW, Hougham GW, Stocking CB, Cox-Hayley D, Sachs GA. Patients dying with dementia: Experience at the end of life and impact of hospice care. *J Pain Symptom Manage* 2008;35(5):499-507.
641. Miller SC, Lima JC, Orna I, Martin E, Bull J, Hanson LC. Specialty palliative care consultations for nursing home residents with dementia. *J Pain Symptom Manage*. 2017;54:9-16.
642. Teno JM, Meltzer DO, Mitchell SL, Fulton AT, Gozalo P, Mor V. Type of attending physician influenced feeding tube insertions for hospitalized elderly people with severe dementia. *Health Aff* 2014;33(4):675-82.
643. Mitchell SL, Mor V, Gozalo PL, Servadio JL, Teno JM. Tube feeding in U.S. nursing home residents with advanced dementia, 2000-2014. *JAMA* 2016;316(7):769-70.
644. Centers for Disease Control and Prevention, National Center for Health Statistics. Underlying Cause of Death 1999-2018 on CDC WONDER Online Database, released in 2020. Data are from the Multiple Cause of Death Files, 1999-2018, as compiled from data provided by the 57 vital statistics jurisdictions through the Vital Statistics Cooperative Program. Available at <http://wonder.cdc.gov/ucd-icd10.html>. Accessed October 31, 2020.
645. Gilligan AM, Malone DC, Warholak TL, Armstrong EP. Health disparities in cost of care in patients with Alzheimer's disease: An analysis across 4 state Medicaid populations. *Am J Alzheimers Dis Other Dement* 2013;28(1):84-92.

646. Lin P-J, Zhong Y, Fillit HM, Cohen JT, Neumann PJ. Hospitalizations for ambulatory care sensitive conditions and unplanned readmissions among Medicare beneficiaries with Alzheimer's disease. *Alzheimers Dement* 2017;13(10):1174-8.
647. Healthy People 2020. Available at: <https://www.healthypeople.gov/2020/data-search/Search-the-Data#objid=4159>. Accessed November 15, 2020.
648. Davydow DS, Zibin K, Katon WJ, Pontone GM, Chwastiak L, Langa KM, et al. Neuropsychiatric disorders and potentially preventable hospitalizations in a prospective cohort study of older Americans. *J Gen Intern Med* 2014;29(10):1362-71.
649. Guterman EL, Allen IE, Josephson SA, Merrilees JJ, Dulaney S, Chiong W, et al. Association between caregiver depression and emergency department use among patients with dementia. *JAMA Neurol* 2019;76:1166-73.
650. Patel A, Parikh R, Howell EH, Hsieh E, Landers SH, Gorodeski EZ. Mini-Cog performance: Novel marker of post discharge risk among patients hospitalized for heart failure. *Circ Heart Fail* 2015;8(1):8-16.
651. Lin PJ, Fillit HM, Cohen JT, Neumann PJ. Potentially avoidable hospitalizations among Medicare beneficiaries with Alzheimer's disease and related disorders. *Alzheimers Dement* 2013;9(1):30-8.
652. MacNeil-Vroomen JL, Nagurney JM, Allore HG. Comorbid conditions and emergency department treat and release utilization in multimorbid persons with cognitive impairment. *Am J Emerg Med* 2020;38(1):127-31.
653. Feng Z, Coots LA, Kaganova Y, Wiener JM. Hospital and ED use among Medicare beneficiaries with dementia varies by setting and proximity to death. *Health Aff* 2014;33(4):683-90.
654. Godard-Sebillotte C, Le Berre M, Schuster T, Trottier M, Vedel I. Impact of health service interventions on acute hospital use in community-dwelling persons with dementia: A systematic literature review and meta-analysis. *PLoS ONE* 2019;14(6):e0218426.
655. Lee D-CA, Tirlea L, Haines TP. Non-pharmacological interventions to prevent hospital or nursing home admissions among community-dwelling older people with dementia: A systematic review and meta-analysis. *Health Soc Care Community* 2020;28:1408-29.
656. Amjad H, Carmichael D, Austin AM, Chang C-H, Bynum JPW. Continuity of care and health care utilization in older adults. *JAMA Intern Med* 2016;176(9):1371-8.
657. Jennings LA, Hollands S, Keeler E, Wenger NS, Reuben DB. The effects of dementia co-management on acute care, hospice, and long-term care utilization. *J Am Geriatr Soc* 2020. Online ahead of print. doi: 10.1111/jgs.16667.
658. Jennings LA, Laffan AM, Schlissel AC, Colligan E, Tan Z, Wenger NS, et al. Health care utilization and cost outcomes of a comprehensive dementia care program for Medicare beneficiaries. *JAMA Int Med* 2019;179:161-6.
659. Alzheimer's Association. Changing the Trajectory of Alzheimer's Disease: How a Treatment by 2025 Saves Lives and Dollars. Available at: https://www.alz.org/help-support/resources/publications/trajectory_report. Accessed December 23, 2020.
660. Zissimopoulos J, Crimmins E, St. Clair P. The value of delaying Alzheimer's disease onset. *Forum Health Econ Policy*. 2014;18(1):25-39.
661. Alzheimer's Association. 2018 Alzheimer's Disease Facts and Figures. *Alzheimers Dement* 2018;14(3):408-11.
662. Liu JL, Hlávka JP, Hillestad R, Mattke S. Assessing the preparedness of the U.S. health care system infrastructure for an Alzheimer's treatment. The RAND Corporation: Santa Monica, CA. (2017) Available at: https://www.rand.org/pubs/research_reports/RR2272.html. Accessed December 23, 2020.
663. Centers for Disease Control. Healthy People 2020. Available at: https://www.cdc.gov/nchs/healthy_people/hp2020.htm. Accessed February 4, 2021.
664. U.S. Department of Health and Human Services, Office of Disease Prevention and Health Promotion. Healthy People 2030 Framework. Available at: <https://health.gov/healthypeople/about/healthy-people-2030-framework>. Accessed February 4, 2021.
665. Artiga S, Orgera K, Pham O. Disparities in Health and Health Care: Five Key Questions and Answers. Kaiser Family Foundation. March 2020. Available at: <https://www.kff.org/racial-equity-and-health-policy/issue-brief/disparities-in-health-and-health-care-five-key-questions-and-answers/>. Accessed February 4, 2021.
666. Artiga S, Orgera K. Key Facts on Health and Health Care by Race and Ethnicity. Kaiser Family Foundation. November 2019. Available at: <https://www.kff.org/report-section/key-facts-on-health-and-health-care-by-race-and-ethnicity-health-status/>. Accessed February 4, 2021.
667. Agency for Healthcare Research and Quality. National Healthcare Quality and Disparities Report 2018. Available at: <https://www.ahrq.gov/sites/default/files/wysiwyg/research/findings/nhqdr/2018qdr-final.pdf>. Accessed February 4, 2021.
668. Gracia JN. COVID-19's disproportionate impact on communities of color spotlights the nation's systemic inequities. *J Public Health Manag Pract* 2020;26(6):518-21.
669. O'Donnell J, Alltucker K. Medical bias: From pain pills to COVID-19, racial discrimination in health care festers. *USA Today*, June 14, 2020. Available at: <https://www.usatoday.com/story/news/health/2020/06/14/festering-racial-bias-health-care-factor-covid-19-disparities/5320187002/>. Accessed February 4, 2021.
670. KFF rer to come (now "pending review")
671. Artiga S, Garfield R, Orgera K. Communities of Color at Higher Risk for Health and Economic Challenges due to COVID-19. Kaiser Family Foundation. April 2020. Available at: https://www.kff.org/coronavirus-covid-19/issue-brief/communities-of-color-at-higher-risk-for-health-and-economic-challenges-due-to-covid-19/?utm_campaign=KFF-2020-. Accessed February 4, 2021.
672. U.S. Department of Agriculture, Economic Research Service. Food Security in the U.S.: Key Statistics and Graphics. Available at: <https://www.ers.usda.gov/topics/food-nutrition-assistance/food-security-in-the-us/key-statistics-graphics/>. Accessed February 4, 2021.
673. U.S. Bureau of Labor Statistics. Labor Force Characteristics by Race and Ethnicity, 2018. October 2019. Available at: <https://www.bls.gov/opub/reports/race-and-ethnicity/2018/home.htm>. Accessed February 5, 2021.
674. Lopez MH, Rainie L, Budiman A. Financial and Health Impacts of COVID-19 Vary Widely by Race and Ethnicity. Pew Research Center. May 2020. Available at: <https://www.pewresearch.org/fact-tank/2020/05/05/financial-and-health-impacts-of-covid-19-vary-widely-by-race-and-ethnicity/>. Accessed February 4, 2021.
675. Wood D. As Pandemic Deaths Add Up, Racial Disparities Persist — And In Some Cases Worsen. September 23, 2020. National Public Radio. Available at: <https://www.npr.org/sections/health-shots/2020/09/23/914427907/as-pandemic-deaths-add-up-racial-disparities-persist-and-in-some-cases-worsen>. Accessed February 4, 2021.
676. The COVID Tracking Project at the Atlantic. COVID-19 is Affecting Black, Indigenous, Latinx, and Other People of Color the Most. Available at: <https://covidtracking.com/race>. Accessed February 4, 2021.
677. Centers for Disease Control. COVID-19 Cases, Hospitalizations, and Deaths, by Race/Ethnicity. Available at: <https://www.cdc.gov/coronavirus/2019-ncov/downloads/covid-data/hospitalization-death-by-race-ethnicity.pdf>. Accessed February 4, 2021.
678. Podewils LJ, Burket TL, Mettenbrink C, Steiner A, Seidel A, Scott K, et al. Disproportionate Incidence of COVID-19 Infection, hospitalizations, and deaths among persons identifying as Hispanic or Latino - Denver, Colorado March-October 2020. *MMWR Morb Mortal Wkly Rep* 2020;69(48):1812-6.
679. Eligon J. Black Doctor Dies of Covid-19 After Complaining of Racist Treatment. *The New York Times*, December 23, 2020. Available at: <https://www.nytimes.com/2020/12/23/us/susan-moore-black-doctor-indiana.html>. Accessed February 4, 2021.

680. Eligon J, Burch ADS. Questions of Bias in Covid-19 Treatment Add to the Mourning for Black Families. *The New York Times*, May 10, 2020. Available at: <https://www.nytimes.com/2020/05/10/us/coronavirus-african-americans-bias.html>. Accessed February 4, 2021.
681. Baquero B, Gonzalez C, Ramirez M, Santos EC, Ornelas JJ. Understanding and addressing Latinx COVID-19 disparities in Washington state. *Health Educ Behav* 2020;47(6):845-9.
682. Jones J, Sullivan PS, Sanchez TH, Guest JL, Hall EW, Luisi N, et al. Similarities and differences in COVID-19 awareness, concern, and symptoms by race and ethnicity in the United States: Cross-sectional survey. *J Med Internet Res* 2020;22(7):e20001.
683. Watson JL, Ryan L, Silverberg N, Cahan V, Bernard MA. Obstacles and opportunities in Alzheimer's clinical trial recruitment. *Health Aff (Millwood)* 2014;33(4):574-9.
684. American Geriatrics Society Ethnogeriatrics Committee. Achieving high-quality multicultural geriatric care. *J Am Geriatr Soc* 2016;64(2):255-60.
685. Ortman JM, Velkoff VA, Hogan H. An Aging Nation: The Older Population in the United States. May 2014. U.S. Census Bureau. Available at: <https://www.census.gov/library/publications/2014/demo/p25-1140.html>. Accessed February 4, 2021.
686. Jackson CS, Gracia JN. Addressing health and health-care disparities: The role of a diverse workforce and the social determinants of health. *Public Health Rep* 2014;129(Suppl 2):57-61.
687. U.S. Department of Health and Human Services. Racial and Ethnic Disparities in Alzheimer's Disease: A Literature Review. February 2014. Available at: <https://aspe.hhs.gov/system/files/pdf/178366/RacEthDis.pdf>. Accessed February 4, 2021.
688. Clark JL, Phoenix S, Bilbrey AC, McManis T, Escal KA, Arulanantham R, et al. Cultural Competency in Dementia Care: An African American case study. *Clin Gerontol* 2018;41(3):255-60.
689. Davis B, Smith MK. Infusing cultural competence training into the curriculum: describing the development of culturally sensitive training on dementia communication. *Kaohsiung J Med Sci* 2009;25(9):503-9.
690. U.S. Department of Health and Human Services. National CLAS Standards. Available at: <https://thinkculturalhealth.hhs.gov/clas>. Accessed February 4, 2021.
691. Alzheimer's Association. Cultural Competency and Dementia Care. August 2012. Available at: <http://www.dmh.ms.gov/pdf/Cultural%20Competency.pdf>. Accessed February 4, 2021.
692. American Geriatrics Society. AGS21: Ethnogeriatrics. Available at: <https://meeting.americangeriatrics.org/program/ethnogeriatrics>. Accessed February 5, 2021.
693. Anderson C, Anugworm V. Implicit Bias Training Helps Eliminate Healthcare Disparities. *HealthCatalyst*, June 2020. Available at: <https://www.healthcatalyst.com/insights/implicit-bias-training-in-healthcare-eliminates-disparities>. Accessed February 4, 2021.
694. Chapman EN, Kaatz A, Carnes M. Physicians and implicit bias: how doctors may unwittingly perpetuate health care disparities. *J Gen Intern Med* 2013;28(11):1504-10.
695. Agrawal S, Enekechi A. It's Time To Address The Role Of Implicit Bias Within Health Care Delivery. *Health Affairs Blog*, January 2020. Available at: <https://www.healthaffairs.org/doi/10.1377/hblog20200108.34515/full/>. Accessed February 4, 2021.
696. Hagiwara N, Kron FW, Scerbo MW, Watson GS. A call for grounding implicit bias training in clinical and translational frameworks. *Lancet* 2020;395(10234):1457-60.
697. Melillo G. Racial Bias May Impact Minority Participation in Cancer Trials. *The American Journal of Manages Care*, March 2020. Available at: <https://www.ajmc.com/view/racial-bias-may-impact-minority-participation-in-cancer-trials>. Accessed February 4, 2021.
698. National Institute on Aging. Implicit Bias Resources. Available at: <https://www.nia.nih.gov/research/alzheimers-dementia-outreach-recruitment-engagement-resources/implicit-bias-resources#:~:text=This%20resource%20page%20for%20cultural,conscious%20awareness%20of%20that%20influence>. Accessed February 4, 2021.
699. The American Academy of Family Physicians Foundation. The EveryONE Project Toolkit: Advancing Health Equity through Family Medicine. Available at: <https://www.aafp.org/family-physician/patient-care/the-everyone-project/toolkit.html>. Accessed February 4, 2021.
700. The American Academy of Family Physicians Foundation. The EveryONE Project Toolkit: Implicit Bias Resources. Available at: <https://www.aafp.org/family-physician/patient-care/the-everyone-project/toolkit/implicit-bias.html>. Accessed February 4, 2021.
701. Alcalá H, Cook DM. Racial Discrimination in Health Care and Utilization of Health Care: A cross-sectional study of California adults. *J Gen Intern Med* 2018;33(10):1760-7.
702. Association of American Medical Colleges. Diversity in Medicine: Facts and Figures 2019; Figure 18. Percentage of All Active Physicians by Race/Ethnicity, 2018. Available at: <https://www.aamc.org/data-reports/workforce/interactive-data/figure-18-percentage-all-active-physicians-race/ethnicity-2018>. Accessed February 4, 2021.
703. Association of American Medical Colleges. Diversity in Medicine: Facts and Figures 2019; Figure 26. Primary Care Versus Nonprimary Care Physicians by Race/Ethnicity, 2018. Available at: <https://www.aamc.org/data-reports/workforce/interactive-data/figure-26-primary-care-versus-nonprimary-care-physicians-race/ethnicity-2018>. Accessed February 4, 2021.
704. Association of American Medical Colleges. Diversity in Medicine: Facts and Figures 2019; Table 13. Practice Specialty, Males by Race/Ethnicity, 2018. Available at: <https://www.aamc.org/data-reports/workforce/data/table-13-practice-specialty-males-race/ethnicity-2018>. Accessed February 4, 2021.
705. Association of American Medical Colleges. Diversity in Medicine: Facts and Figures 2019; Table 12. Practice Specialty, Females by Race/Ethnicity, 2018. Available at: <https://www.aamc.org/data-reports/workforce/data/table-12-practice-specialty-females-race/ethnicity-2018>. Accessed February 4, 2021.
706. Association of American Medical Colleges. Diversity in Medicine: Facts and Figures 2019; Figure 2. Percentage of Applicants to U.S. Medical Schools by Race/Ethnicity (Alone), Academic Year 2018-2019. Available at: <https://www.aamc.org/data-reports/workforce/interactive-data/figure-2-percentage-applicants-us-medical-schools-race/ethnicity-alone-academic-year-2018-2019>. Accessed February 4, 2021.
707. Association of American Medical Colleges. Diversity in Medicine: Facts and Figures 2019; Figure 11. Percentage of U.S. Medical School Matriculants Planning to Practice in an Underserved Area by Race/Ethnicity, Academic Year 2018-2019. Available at: <https://www.aamc.org/data-reports/workforce/interactive-data/figure-11-percentage-us-medical-school-matriculants-planning-practice-underserved-area-race>. Accessed February 4, 2021.
708. Areán PA, Gallagher-Thompson D. Issues and recommendations for the recruitment and retention of older ethnic minority adults into clinical research. *J Consult Clin Psychol* 1996;64(5):875-80.
709. Institute on Methods and Protocols for Advancement of Clinical Trials in AD/DR. IMPACT-AD. Available at: <https://impact-ad.org/>. Accessed February 4, 2021.
710. National Institute on Aging. Together We Make the Difference: National Strategy for Recruitment and Participation in Alzheimer's and Related Dementias Clinical Research. October 2018. Available at: <https://www.nia.nih.gov/sites/default/files/2018-10/alzheimers-disease-recruitment-strategy-final.pdf>. Accessed February 4, 2021.

711. Ejiogu N, Norbeck JH, Mason MA, Cromwell BC, Zonderman AB, Evans MK. Recruitment and retention strategies for minority or poor clinical research participants: lessons from the Healthy Aging in Neighborhoods of Diversity across the Life Span study. *Gerontologist* 2011;51 Suppl 1(Suppl 1):S33-45.
712. Denny A, Streitz M, Stock K, Balls-Berry JE, Barnes LL, Byrd GS, et al. Perspective on the "African American participation in Alzheimer disease research: Effective strategies" workshop, 2018. *Alzheimers Dement* 2020. doi: 10.1002/alz.12160. Online ahead of print.
713. Centers for Disease Control and Prevention. Alzheimer's Disease and Healthy Aging: Road Map for Indian Country. Available at: <https://www.cdc.gov/aging/healthybrain/indian-country-roadmap.html>. Accessed February 4, 2021.
714. Centers for Disease Control and Prevention. Alzheimer's Disease and Healthy Aging: Road Map for State and Local Public Health, Healthy Brain Initiative. Available at: <https://www.cdc.gov/aging/healthybrain/roadmap.htm>. Accessed February 4, 2021.
715. Quiñones AR, Kaye J, Allore HG, Botosaneanu A, Thielke SM. An agenda for addressing multimorbidity and racial and ethnic disparities in Alzheimer's disease and related dementia. *Am J Alzheimers Dis Other Demen* Jan-Dec 2020;35:1533317520960874. doi: 10.1177/1533317520960874.
716. Mukora A. Building bridges with the African American Alzheimer's community: Lessons from a National Institute on Aging workshop. *Dimensions* 2019;Spring/Summer:24-5.
717. Portacolone E, Palmer NR, Lichtenberg P, Waters CM, Hill CV, Keiser S, et al. Earning the trust of African American communities to increase representation in dementia research. *Ethn Dis* 2020;30(Suppl 2):719-34.
718. National Institute on Aging. National Strategy for Recruitment and Participation in Alzheimer's and Related Dementias Clinical Research. Available at: <https://www.nia.nih.gov/research/recruitment-strategy>. Accessed February 4, 2021.
719. U.S. Food and Drug Administration. Enhancing the Diversity of Clinical Trial Populations — Eligibility Criteria, Enrollment Practices, and Trial Designs Guidance for Industry. November 2020. Available at: <https://www.fda.gov/media/127712/download>. Accessed February 4, 2021.
720. Alzheimer's Association. New IDEAS Biorepository. Available at: <https://www.alz.org/stepupthepace/IDEAS.asp>. Accessed February 4, 2021.
721. ClinicalTrials.gov. New IDEAS: Imaging Dementia-Evidence for Amyloid Scanning Study. Available at: <https://clinicaltrials.gov/ct2/show/NCT04426539>. Accessed February 4, 2021.
722. Alzheimer's Association. New Research Study to Demonstrate the Value of Brain PET Scans in Diagnosing Alzheimer's in Diverse Populations. December 2020. Available at: <https://www.alz.org/news/2020/new-research-study-to-demonstrate-the-value-of>. Accessed February 4, 2021.
723. National Institute on Aging. Health Disparities Framework. Available at: <https://www.nia.nih.gov/research/osp/framework>. Accessed February 11, 2021.
724. Brookmeyer R, Gray S, Kawas C. Projections of Alzheimer's disease in the United States and the public health impact of delaying disease onset. *Am J Public Health* 1998;88:1337-42.
725. Rabarison KM, Bouldin ED, Bish CL, McGuire LC, Taylor CA, Greenlund KJ. The economic value of informal caregiving for persons with dementia: Results from 38 states, the District of Columbia, and Puerto Rico, 2015 and 2016 BRFSS. *Am J Public Health* 2018;108(10):1370-7.
726. U.S. Department of Labor. Changes in Basic Minimum Wages in Non-Farm Employment Under State Law: Selected Years 1968 to 2020. Available at: <https://www.dol.gov/agencies/whd/state/minimum-wage/history>. Accessed January 13, 2021.

The Alzheimer's Association acknowledges the contributions of Joseph Gaugler, Ph.D., Bryan James, Ph.D., Tricia Johnson, Ph.D., Jessica Reimer, Ph.D., and Jennifer Weuve, M.P.H., Sc.D., in the preparation of 2021 *Alzheimer's Disease Facts and Figures*.

Our mission: The Alzheimer's Association leads the way to end Alzheimer's and all other dementia — by accelerating global research, driving risk reduction and early detection, and maximizing quality care and support.

Our vision: A world without Alzheimer's and all other dementia.®

Alzheimer's Association
225 N. Michigan Ave., Fl. 17
Chicago, IL 60601-7633
800.272.3900
alz.org®

©2021 Alzheimer's Association. All rights reserved.
This is an official publication of the Alzheimer's Association but may be distributed freely and without charge by unaffiliated organizations and individuals. Such distribution does not constitute an endorsement of these parties or their activities by the Alzheimer's Association.

alzheimer's 
association®