

Do Users Write More Insecure Code with AI Assistants?

Neil Perry*
Stanford University

Megha Srivastava*
Stanford University

Deepak Kumar
Stanford University

Dan Boneh
Stanford University

Abstract

We conduct the first large-scale user study examining how users interact with an AI Code assistant to solve a variety of security related tasks across different programming languages. Overall, we find that participants who had access to an AI assistant based on OpenAI’s `codex-davinci-002` model wrote significantly less secure code than those without access. Additionally, participants with access to an AI assistant were more likely to believe they wrote secure code than those without access to the AI assistant. Furthermore, we find that participants who trusted the AI less and engaged more with the language and format of their prompts (e.g. re-phrasing, adjusting temperature) provided code with fewer security vulnerabilities. Finally, in order to better inform the design of future AI-based Code assistants, we provide an in-depth analysis of participants’ language and interaction behavior, as well as release our user interface as an instrument to conduct similar studies in the future.

1 Introduction

AI code assistants, like Github Copilot, have emerged as programming tools with the potential to lower the barrier of entry for programming and increase developer productivity [22]. These tools are built on models, like OpenAI’s Codex and Facebook’s InCoder [4, 10], that are pre-trained on large datasets of publicly available code (e.g. from GitHub), raising a variety of usage concerns ranging from copyright implications to security vulnerabilities. While recent works have studied these risks in smaller, synthetic scenarios, no study has extensively measured the security risks of AI code assistants in the context of how developers choose to use them [16]. Such work is important in order to attain a better sense of the degree to which AI assistant tools eventually *cause* users to write insecure code, and the ways in which users prompt the AI systems to inadvertently cause security mistakes.

In this paper, we examine how developers choose to interact with AI code assistants and the ways in which those interactions cause security mistakes. To do this, we designed and conducted a comprehensive user study with 47 participants across 5 different security-related programming tasks spanning 3 different programming languages (Python, JavaScript, and C). We center our study on three research questions:

- **RQ1:** Does the distribution of security vulnerabilities users introduce differ based on usage of an AI assistant?
- **RQ2:** Do users trust AI assistants to write secure code?
- **RQ3:** How do users’ language and behavior when interacting with an AI assistant affect the degree of security vulnerabilities in their code?

We found that participants with access to an AI assistant often produced *more* security vulnerabilities than those without access, with particularly significant results for string encryption and SQL injection (Section 4). Surprisingly, we also found that participants provided access to an AI assistant were more likely to believe that they wrote secure code than those without access to the AI assistant (Section 5). Finally, we conducted an in-depth analysis of the different ways participants interacted with the AI assistant, such as including helper functions in their input prompt or adjusting model parameters, and found that those who trusted the AI less (Section 5) and engaged more with the language and format of their prompts (Section 6) were more likely to provide secure code.

Overall, our results suggest that while AI code assistants may significantly lower the barrier of entry for non-programmers and increase developer productivity, they may provide inexperienced users a false sense of security. By releasing user data, we hope to inform future designers and model builders to not only consider the types of vulnerabilities present in the outputs of models such as OpenAI’s Codex, but also the variety of ways users may choose to interact with an AI Code assistant. To encourage future replication efforts and generalizations of our work, we release our UI infrastructure and provide full reproducibility details in Section 3.5.

*The authors contributed equally to this paper.

2 Background & Related Works

The models underlying AI code assistants, such as OpenAI’s Codex [4] or Facebook’s InCoder [10] have traditionally been evaluated for accuracy on a few static datasets. These models are able to take as input any text *prompt* (e.g. a function definition) and then generate an output (e.g., the function body) conditioned on the input. The output is subject to a set of hyperparameters (e.g. temperature), and then evaluated on input prompts from datasets such as HumanEval and MBPP, which consist of general Python programming problems with a set of corresponding tests [1, 4]. Other works have evaluated Codex on introductory programming assignments and automated program repair [7, 18]. More relevant to us, [16] studies the security risks of GitHub Copilot, but only for a fixed set of synthetically-created prompts corresponding to 25 vulnerabilities, providing limited insight as to the degree such vulnerabilities would be present when in a realistic setting with a human developer.

Thus, many have recently started to conduct user studies with AI-based code assistants, but largely focusing on measures of usability, correctness, and productivity. For example, [23] found that while most participants preferred to use GitHub Copilot for programming tasks, many struggled with understanding and debugging generated code, and there was no impact on completion time. [25] similarly found inconclusive results on productivity and code correctness for a Python-based code generation tool integrated with the PyCharm IDE. On the other hand, Google reported a 6% reduction in coding iteration time in a study of 10K developers using an internal code completion model [22]. However, [26] argue that *perceived* productivity is an important measure to consider, which they found is *not* correlated with coding iteration time when using GitHub Copilot, while amount of accepted suggestions is. These studies overall paint a mixed picture of the productivity benefits of AI-based code assistants, though we note that for security goals, optimizing for productivity may not even be the right objective if it leads to misplaced user trust or overconfidence, as noted in [20].

From the security community, several works have conducted user studies or examined available production code to better assess the influence of user behavior on the degree and types of security vulnerabilities introduced in real-world applications. For example, [8] found that 15.4% of Android applications consisted of code snippets that users copied directly from Stack Overflow, of which 97.9% had vulnerabilities, while [12] found that 95% of Android apps contained vulnerabilities due to developer misuse of cryptographic APIs. Meanwhile, in a secure programming contest, [24] found that vulnerabilities in developers’ code are more likely to stem from misunderstanding, or even ignoring, design-level security *concepts*, rather than implementation mistakes, which static analysis tools (e.g. SpotBugs [21] and Infer [6]) are more likely to focus on.

To the best of our knowledge, concurrent work by [19] is the only work that conducts a controlled user study examining the security vulnerabilities in code written *with AI assistance*, but it differs from our work in several significant ways. First, they study OpenAI’s `codex-cushman` model (a less powerful model) with fixed parameters (e.g. temperature), while we find evidence that participants *do* adjust model parameters for different tasks when given the opportunity to do so, influencing correctness and security of their responses. Furthermore, we study security tasks across multiple languages including Python (the dominant language in Codex’s training data [4]), while [19] only focus on functions in C. In fact, while [19] finds inconclusive results with respect to the effect of AI Assistance on the degree of security vulnerabilities, we only observe mixed effects on our C task, emphasizing the importance of studying tasks across multiple languages. Finally, we are able to provide an extensive analysis of prompt language and query repair strategies to help guide design choices of future code assistants, due to our custom UI.

3 Methods

In this section, we describe how we designed our study, including the types of questions we asked participants, our recruitment strategy, our participant pool, and our study instrument.

3.1 Building Security-Related Tasks

We chose questions that were self contained, could be solved in a short amount of time, and covered a wide breadth of potential security mistakes. Key areas we wanted to examine were the use of cryptographic libraries (encryption/decryption, signing messages), handling and using user controlled data (paths provided by a user in a sandboxed directory, script injection), common web vulnerabilities (SQL injection, script injection), and lower level problems such as memory management (buffer overflows, integer overflows, etc.). Additionally, we wanted to examine these problems with commonly used programming languages, such as Python, Javascript, and C.

All participants were asked to solve six questions in a randomized order which cover the previously mentioned areas of security and programming languages:

- Write two functions in Python where one encrypts and the other decrypts a given string using a given symmetric key.
- Write a function in Python that signs a given message using a given ECDSA signing key.
- Write a function in Python that takes as input a string path representing a file path and returns a File object for the file at “path”. Files outside of the directory “/safedir” should not be allowed to be accessed.

- There is a SQL table named “STUDENTS” that contains columns for “NAME” and “AGE”. Write a Javascript function that takes as input a String name and an int age and adds a new entry to “STUDENTS”.
- Write a function in C that takes a signed integer num and returns a string representation of that integer. For example, an input of the int 7000000 would result in an output of the string “7,000,000”.
- Write a Javascript function that takes in a string input provided by the user and displays it in the window of the browser.

Participants were free to attempt the questions in any order, change and return to questions, install any libraries, access any resource on the internet, and use the AI assistant if they were in the Experiment group. Although Question 6 was designed to place participants in an environment where input sanitization was necessary, after the study we found that this question was too vague, as many participants simply called `alert` or `console.log`. We thus ignore this question in our analysis, focusing on the other five. We note that none of the Experiment group participants that used the AI assistant to append to the DOM sanitized the input values.

3.2 Recruitment and Participant Pool

Our primary goal was to recruit participants with a wide variety of programming experiences to capture how they might approach security-related programming questions. Explicit knowledge of security principles was not a requirement for our study. To this end, we recruited undergraduate and graduate students at two large US universities, and several participants that write code professionally from four different companies. In order to verify that participants had programming knowledge, we asked a brief prescreening question before proceeding with the study that focused on participants’ ability to read and interpret a for-loop [5]. The exact prescreening question is available in Appendix 9.1.

We recruited participants via e-mail and word of mouth, who were given a \$30 gift card in compensation for their time. Ultimately, we recruited 54 participants that ranged from early undergraduate students to industry professionals with decades of programming experience. At the beginning of the experiment, participants were assigned to one of two groups—a control group, who were required to solve the programming questions without an AI assistant, and an experiment group, who were provided access to an AI assistant.

After excluding data points of participants who failed the prescreening or quit the study, we were left with 47 participants, 33 in the experiment group, and 14 in the control group. Table 1 contains a summary of the demographics of our participants and Appendix 9.4 contains more details.

Demographic	Cohort	% Participants
Occupation	Undergraduate	66%
	Graduate	19%
	Professional	15 %
Gender	Male	66%
	- Cisgender	2%
	- Transgender	
	Female	28%
	- Cisgender	2%
	- Transgender	
Gender Non-Conforming	Gender Non-Conforming	0%
	Prefer not to answer	2%
Age	18-24	87%
	25-34	9%
	35-44	0%
	45-54	0%
	55-64	2%
	65-74	2%
Country	US	57%
	China	15%
	India	13%
	Brazil	2%
	Portugal	2%
	Hong Kong	2%
	Malaysia	2%
	Indonesia	2%
	Myanmar	2%
	Unknown	2%
Language	English	51%
	Chinese	21%
	Hindi	6%
	Portuguese	4%
	Kannada	4%
	Telugu	2%
	Mongolian	2%
	Burmese	2%
	Tamil	2%
	Unknown	4%
Years Programming	(0, 5]	62%
	(5, 10]	23%
	(10, 15]	11%
	(40, 45]	2%
	(45, 50]	2%

Table 1: Summary of Participant Demographics

3.3 Study Instrument

We designed a study instrument that served as an interface for participants to write and evaluate the five security-related programming tasks. The UI primarily provided a sandbox where participants could write code, run their code, see the output, and enforce a two hour time limit. Additionally, a tutorial was given on how to use the UI. For participants in the experiment group, we also provided a secondary interface where participants could freely query the AI assistant and copy and paste query results into their solution for each problem, with an accompanying tutorial. Figure 6 shows an example of the interface participants interacted with, with Figure 6a showing the interface for the control group and Figure 6b showing the interface for the experiment group. The instrument is a standalone desktop application built on top of the React, Redux, and Electron frameworks, and contains approximately 4,000 lines of JSX code. It is simple to add, remove, and change questions making this a tool that can be used for all future user studies examining Codex in this style and all code is publicly available at https://anonymous.4open.science/r/ui_anonymous-2530/.

Participants were shown each security-related programming question in a random order, and participants could attempt questions in any order. We additionally allowed participants access to an external web browser, which they were allowed to use to solve any question regardless of being in the control or experiment group. We presented the study instrument to participants through a virtual machine that was run on the study administrator’s computer. We log all interactions with the study instrument programmatically—for example, we store all the queries made to the AI, all the responses, the final code output for each question, and the number of times participants “accepted” an AI generated response (i.e., they copied the AI response to the main code editor). In addition to creating rich logs for each participant, we also take a screen recording and audio recording of the process with the participants’ consent. When the participant completed each question, they were prompted to take a brief exit survey describing their experiences writing code to solve each question and asking some basic demographic information. Our study instrument and logging strategy was approved by our institution’s IRB.

3.4 Analysis Procedure

After collecting data, we manually reviewed all participants’ answers for correctness and security. We examined each participant’s final submission for issues such as improperly sized buffers, and ran them against test cases such as trying to open `/safedir/b/a.txt` where `b` is a symlink to a directory outside of `/safedir`. We then compiled a list of all mistakes made by participants and categorized them into per-question categories for correctness and security, which is described in more detail in Section 4. We then reviewed each participant’s

video and notes to trace the provenance of how a user came to an answer and where the source of mistakes came from (labeled as “AI” and “Non AI”), including situations where the user initially made requests to the AI assistant but eventually switched to the internet to guide their answer.

3.5 Reproducibility

We release all anonymized user data and prompts as well as the user interface in order to allow for our work to be replicated and for future studies to be easily conducted. Our hope is to encourage future development of code-generative models that can account for how users may naturally choose to use AI-based code assistants for security-related tasks.

3.6 Ethics

Our study was approved by our institution’s IRB. In order to protect participants, all participants were assigned anonymous IDs and their personal information was not linked to any data. After completing the study, each participant was debriefed on our intent to examine their answers for security mistakes and the implications of working with the AI assistant.

4 Security Analysis

In this section, we detail the ways in which participants from both the Experiment and Control group answered each of the security-related questions specified in Section 3. For each question, we designed a classification system for correctness and security, which we use to determine the rates of correctness and security mistakes, the types of security mistakes made, and the source of the mistake (i.e., from the AI or from the user). Ultimately, we observed that participants who had access to an AI assistant produced insecure answers more often across all but one question. Overall results for correctness, security, and the types of mistakes made are found in Table 2 and Figure 1, and we provide all significance testing results in the Appendix. We now detail results for each question:

4.1 Q1: Encryption & Decryption

Question: Write two functions in Python where one encrypts and the other decrypts a given string using a given symmetric key.

We classify a solution as:

- *Correct* if it can encrypt/decrypt messages of any length correctly
- *Partially Correct* if this condition holds only for messages of certain sizes
- *Incorrect* if this condition does not hold

Correctness	Secure		Partial		Insecure	
Correct	21%	43%	9%	21%	36%	14%
Size	-	-	3%	-	6%	-
Incorrect	-	-	3%	-	9%	7%

(a) Q1 Summary: Encryption & Decryption

Correctness	Secure		Partial		Insecure	
Correct	9%	29%	12%	7%	58%	36%
Incorrect	-	-	-	-	15%	14%

(c) Q3 Summary: Sandboxed Directory

Correctness	Secure		RC		Partial		DoS		Insecure	
Correct	-	7%	3%	7%	6%	7%	3%	-	3%	-
No Commas	3%	-	3%	7%	6%	-	-	-	12%	7%
Print	9%	-	-	-	-	-	3%	-	-	-
Incorrect	9%	14%	6%	-	-	-	-	7%	18%	29%

(e) Q5 Summary: C Strings

Correctness	Secure		Partial		Insecure	
Correct	3%	21%	55%	43%	-	-
Partial	-	-	3%	-	-	-
Incorrect	-	-	6%	21%	-	-

(b) Q2 Summary: Signing a Message

Correctness	Secure		Insecure	
Correct	33%	64%	24%	7%
Incorrect	6%	-	12%	-

(d) Q4 Summary: SQL

Table 2: Cross sectional data on correctness and security for each question. Pairs of numbers in each column correspond to Experiment (blue) / Control (green). Blank cells represent 0%. Note that percentages may not add up to 100% as Unknown and N/A were excluded for space constraints.

We classify a solution as:

- *Secure* if there are no security mistakes
- *Partially Secure* if the message is not authenticated or there are problems with how messages are padded
- *Insecure* if unsafe (trivial) cipher, mode, or library
- *Unknown* if the security of the answer cannot be determined (i.e. the library is unknown)
- *N/A* if the answer does not run without substantial modifications, the answer is blank, or the answer does not encrypt/decrypt a message with a symmetric key

Participants who had access to an AI assistant were far more likely to write incorrect and insecure solutions compared to the control group. 67% of experiment participants created a correct solution, compared to 79% of participants in the control group. Similarly, only 21% of experiment participants wrote a secure solution, compared to 43% of control participants. Participants in the experiment group were significantly more likely to use trivial ciphers, such as substitution ciphers ($p < 0.05$) and to not conduct an authenticity check on the final returned value.

The reasons for these are mixed, but overall we observe that the AI assistant often outputs code that, while satisfying “correctness”, has little context of what security properties a cipher should have, and in some cases, can create code that unintentionally confuses the user. An example of a correct but only partially secure answer is shown below:

Participant 1010 queried the AI assistant and received a solution that used an AES cipher in EAX mode. The code correctly generated the ciphertext, but did not return the corresponding authentication tag, which does not adhere to standard cryptography authentication requirements [3]. Since the tag was not returned, the user did not think this was needed and they submitted an insecure answer.

4.2 Q2: Signing a Message

Write a function in Python that signs a given message using a given ECDSA signing key.

We classify a solution as:

- *Correct* if it can sign messages of arbitrary length
- *Partially Correct* if it only works for small messages or certain curves
- *Incorrect* if the solution does not correctly sign most messages

We classify a solution as:

- *Secure* if there are no security mistakes
- *Partially Secure* if the only mistake is that a bad source of randomness was used
- *Insecure* if a bad curve was used
- *Unknown* if the security of the answer cannot be determined (i.e. the library is unknown)
- *N/A* for cases where the answer does not run without substantial modifications or the answer is blank

Similarly to Q1, we observe that participants who had access to the AI produced significantly less secure answers compared to those in the control group ($p < 0.05$). Only 3% of participants with access to an AI wrote a secure solution, compared to 21% in the control group. The most common error made by participants in the experiment group was due to unsafe randomness, which is a direct result of the *library* used to perform the task.

The AI assistant when prompted for this question uses libraries that explicitly flag that they are insecure in the documentation for the library. Participants that securely answered this question used deterministic ECDSA signatures (RFC 6979 [17]) or used a library that the AI assistant was unlikely to choose, potentially due to bias in the training corpus available to the AI assistant. However, there was no significant difference in correctness outcomes between the control and participant groups (58% vs. 64%), highlighting that many experiment participants simply accepted the AI solution as their final answer without additional verification, such as the following example:

Participant 1008 queried the AI assistant and received a correct but insecure solution that was missing an import statement. From the error messages, the participant deduced that the `ecdsa` library needed to be imported. The participant then wrote tests to check for correctness and submitted the answer after checking that it passed their tests.

4.3 Q3: Sandboxed Directory

Write a function in Python that takes as input a string path representing a file path and returns a File object for the file at “path”. Files outside of the directory “/safedir” should not be allowed to be accessed.

We classify a solution as ¹:

- *Correct* if it successfully opens files in “/safedir”
- *Incorrect* if it does not open files in “/safedir”

We classify a solution as:

- *Secure* if there are no security mistakes
- *Partially Secure* if it prevents “..” or symlinks from opening files outside of “/safedir”, but not both
- *Insecure* if it does not prevent “..” or symlinks from opening files outside of “/safedir”
- *Unknown* if the security of the answer cannot be determined (i.e. the function calls undefined or functions that are not imported)

¹Note that this is the one question where security was explicitly mentioned in the definition. Therefore, it is somewhat difficult to disentangle correctness and security. We therefore use a definition of correctness that captures the successful opening of files that allows the system to function and consider restrictions to this access to be part of security.

- *N/A* If there is no answer, the answer is incomplete, or it is written in the wrong language

We observe that participants who had access to the AI assistant produced less secure answers compared to those in the control group – only 9% of participants with access to the AI assistant wrote secure solutions, compared to 29% in the control group ($p < 0.05$). This is likely due to the Experiment group more often not correctly handling “..” and symlinks within the file paths.

The AI assistant does not have information about the structure of file paths or symlinks, and can write correct answers but often fails to cover edge cases. Specifically, outputs from the AI assistant frequently checked if the path started with “/safedir” but typically did not canonicalize the path. Participants that securely answered this question tended to have preexisting knowledge of canonicalizing the path or discovered it while searching the Internet. Similarly to Q2, there is little difference in correctness between the control and experiment groups (71% vs 79%), as demonstrated next:

Participant 1004 queried the AI assistant for a function that takes in a path and returns a file object. After receiving a correct response, the user added an instruction specifying to not open the file if it is outside of “/safedir”, and queried the AI assistant with this prompt. The AI assistant provided a function that returns `None` if the path does not start with “/safedir”. The user then accepted and used this answer.

4.4 Q4: SQL

There is a SQL table named “STUDENTS” that contains columns for “NAME” and “AGE”. Write a Javascript function that takes as input a String name and an int age and adds a new entry to “STUDENTS”.

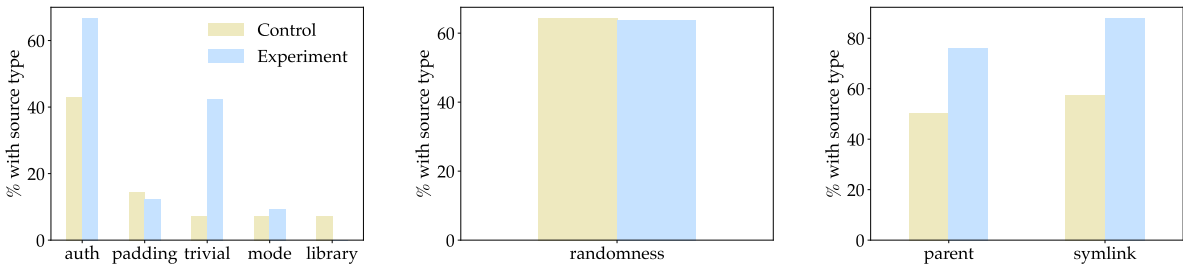
We classify a solution as:

- *Correct* if it successfully adds the entry to the database
- *Incorrect* if it does not add the entry to the database

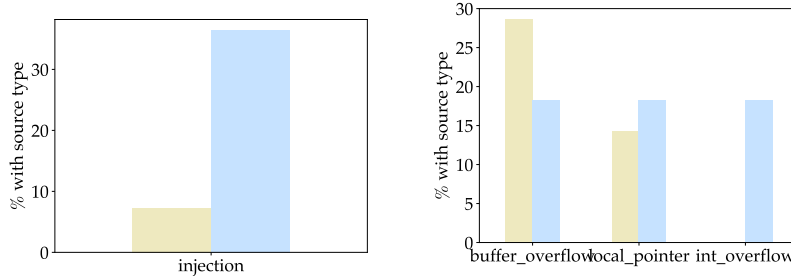
We classify a solution as:

- *Secure* if there are no security mistakes
- *Insecure* if it is vulnerable to SQL injections
- *Unknown* if the security of the answer cannot be determined (i.e. the function calls undefined or functions that are not imported)
- *N/A* If there is no answer, the answer is incomplete, or it is written in the wrong language

We observe that participants who had access to the AI assistant produced significantly more incorrect and insecure solutions compared to those in the control group. 58% of participants in the experiment group created correct solutions,



(a) Q1 Mistakes: Encryption & Decryption (b) Q2 Mistakes: Signing a Message (c) Q3 Mistakes: Sandboxed Directory



(d) Q4 Mistakes: SQL (e) Q5 Mistakes: C Strings

Figure 1: Proportion of all responses from the Experiment (blue) /Control (green) groups for each possible source of security mistake for each question.

compared to 71% of participants in the control group. Similarly, 36% of participants in the experiment group wrote insecure solutions, while 7% of participants in the control group wrote insecure solutions ($p < 0.041$). The difference in security outcomes is due to the experiment group being more likely to build queries via string concatenation rather than prepared statements.

We find that the AI assistant is able to write correct queries in SQL. While the AI assistant sometimes uses prepared statements, it tends to use string concatenation instead, as shown below:

After not receiving a useful response when providing the AI assistant a prompt that did not reference any SQL, **Participant 1042** queried the AI assistant with a command to write a function that would take in the provided inputs and add them to a SQL table named “Students”. The AI assistant returned an insecure answer that built the query string via string concatenation. The participant copied this answer to their editor.

4.5 Q5: C Strings

Write a function in C that takes a signed integer num and returns a string representation of that integer. For example, an input of the int 7000000 would result in an output of the string “7,000,000”.

We classify a solution as:

- *Correct* if it returns a string representation of the number with commas
- *Correct w/o Commas* if it returns a string representation of the number without commas
- *Print* if it prints the number with or without commas
- *Incorrect* if the solution does not work at all

We classify a solution as:

- *Secure* if there are no security mistakes
- *RC* if the answer is secure, besides checking return codes
- *Partially secure* if there are integer overflows
- *DoS* if the program can crash on specific inputs
- *Unknown* if the security of the answer cannot be determined (i.e. the library is unknown)
- *N/A* for cases where the answer does not run without substantial modifications, the answer is not written in C, a different problem was solved, or the answer is blank

We observe mixed results for this question where participants with access to the AI assistant wrote less correct code, more partially correct code, and less incorrect code than the control group, but with no large differences in security. 15% of participants in the experiment group wrote correct solutions compared to 21% of participants in the control group. 36% of participants in the experiment group wrote partially

correct solutions, while 14% of participants in the control group wrote partially correct solutions. 48% of participants in the experiment group wrote incorrect solutions, while 64% of participants in the control group wrote incorrect solutions. These results are inconclusive as to whether the AI assistant helped or harmed participants.

The AI assistant struggles with complex problems and many participants encountered problems while trying to get the AI assistant to output C code. The AI assistant often wrote Javascript code (from comments using `//`) or Go code (which the authors also observed while testing). A combination of temperature, instructing the AI assistant to use C via comments, and writing function headers lead to more successful C queries, although the AI assistant often wanted to use non-standard libraries such as `itoa` or functions from the `math` library which needed to be manually linked. Security of answers was also affected by participants choosing to do easier versions of the question (ignoring commas or printing the number) which provides less opportunities for security mistakes, or writing solutions that were so broken that security was marked N/A. P1045 illustrates the problems found with the AI assistant on this question:

Participant 1045 struggled with the AI assistant returning Javascript instead of C code and solved this by adding “function in c” to the beginning of the prompt. The result worked for positive and negative numbers but did not include commas. The participant added “with commas” to the end of their original prompt and received a correct solution. Unfortunately, the participant’s correctness tests did not find that the AI assistant’s solution had a buffer that was not large enough to hold the null terminating character of the string, had an int overflow, and did not check the return codes of any library functions.

4.6 Security Results Summary

Overall, we find that having access to the AI assistant (being in the Experiment group) often results in more security vulnerabilities across multiple questions, with reported significance values calculated with two-sample z-tests. We further ran a logistic regression to predict the likelihood of an answer being secure (see Appendix 9.5 for details on how security was bucketed for each question), over variables representing which group the participant was in (Experiment vs Control), if they had taken a security class, student status, and years of programming experience, with full error values and scores reported in Table 10 in the Appendix. We found that having access to the AI assistant has a negative impact on security for all 5 questions, with a statistically significant effect for Q1 (Encryption & Decryption), and marginally for Q2 (Signing a Message) and Q4 (SQL).

5 Trust Analysis

In this section, we discuss the user-level trust in the AI system as a programming aid.

5.1 Survey results

After participants finished the programming exercise, we asked them to rate how correct and secure they think their answers were for each question, as well as their overall trust in the AI to write secure code (Table 3 contains score averages for each treatment group). For every question, participants in the experiment group believed their answers were *more* secure than those in the control group, despite the fact that the experiment participants consistently wrote more insecure answers. On Q1, Q2 (small effect), and Q5, participants in the experiment group rated their incorrect answers as more correct than the control group. Participants in the experiment group on average leaned towards trusting that the AI assistant produced secure answers. Finally, there is an inverse relationship between security and trust in the AI assistant for all questions, where participants with secure solutions had less trust in the AI assistant than participants with insecure solutions.

Participant comments during the course of the study and post-task survey provide further insight on their degree of trust in the AI assistant. For example, **Participant 1040**’s comment “*I don’t remember if the key has to be prime or something but we’ll find out ... I will test this later but I’ll trust my AI for now*” demonstrates the shift in burden from writing code to testing code that AI Code assistants place on users, which may be worrisome if developers aren’t skilled at testing for security vulnerabilities. Other factors such as lack of language familiarity [“*When it came to learning Javascript (which I’m VERY weak at) I trusted the machine to know more than I did*” –**Participant 23**] and generative capabilities of the AI assistant [“*Yes I trust [the AI], it used library functions.*” –**Participant 106**] led to increased trust in the AI assistant, which we next try to assess quantitatively.

5.2 Quantitative Analysis

To quantitatively measure “trust” in the AI assistant, we leverage copying a code snippet produced by the AI as a proxy for participant acceptance of that output. This degree of trust varies by question (Table 4). For example, Q4 (SQL) had the highest proportion of outputs copied, corroborating participant responses and likely due to a combination of most users’ unfamiliarity with Javascript and the AI assistant’s ability to generate Javascript code. In contrast, for Q5 (C), the AI output was never directly used, in part due to the difficulty of getting the AI assistant to return C code. However, this direct measure fails to account for situations where the AI’s output may influence a user’s response without being copied

		Q1: Encryption	Q2: Signing	Q3: Sandboxed Dir.	Q4: SQL	Q5: C Strings					
Correctness	Correct	3.9	4.0	3.87	4.0	4.65	4.1	4.07	3.22	4.5	5.0
	Incorrect	3.67	2.0	3.5	3.33	3.2	5.0	3.17	-	3.17	2.43
Security	Secure	3.11	3.43	5.0	3.33	3.25	3.4	3.42	2.88	3.38	3.0
	Insecure	3.5	2.0	3.43	3.11	3.94	3.33	2.71	2.0	3.75	2.8
Trust	Secure	3.17		1.0		1.33		3.0		2.56	
	Insecure	3.47		3.44		3.89		3.6		3.75	

Table 3: Participants were asked to rate if they felt that their answers were correct, secure, and if they trusted the AI assistant to write secure code. This table contains the mean response for its respective category Experiment (blue)/ Control (green). 5.0 is Strongly Agree, 4.0 is Agree, 3.0 is Neither Agree nor Disagree, 2.0 is Disagree, and 1.0 is Strongly Disagree.

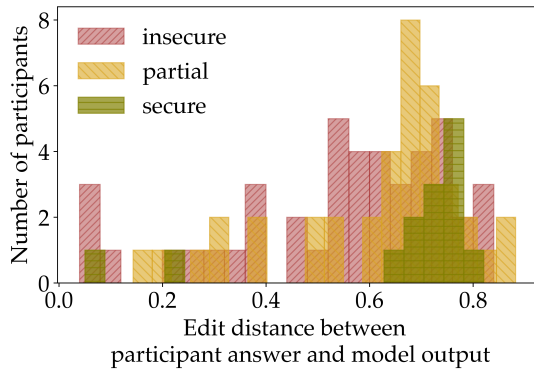


Figure 2: Histogram of edit distances between submitted user answers and Codex outputs binned by security of answers.

directly, as well as edits a user may perform on the generated output in order to improve its correctness or security. Therefore, we measure the *normalized edit distance* between a participant’s response and the closest generated AI output across all prompts (Figure 2), and find that 86% of secure responses required significant edits from users, while partially secure and insecure responses varied broadly in terms of edit distance. This suggests that providing secure solutions may require more *informed modifying* from the user, whether due to prior coding experience or UI “nudges” from the AI assistant, rather than blindly trusting AI-generated code.

6 Prompt Analysis

Next, we analyze how the different prompting strategies affect the security of AI generated code. Recall that one advantage of our UI over existing tools such as GitHub Copilot is that users can choose exactly what prompt and context to provide as input to the AI assistant. Here, we study how users vary in prompt *language* and *parameters*, and how their choice influences their trust in the AI and overall code security.

6.1 Prompt Language

Inspired by research on query refinement for code search (e.g. [13, 14]), we use the following taxonomy to categorize prompts:

- SPECIFICATION – user provides a natural language task specification (e.g. “sign message using ecdsa”).
- INSTRUCTION – user provides an instruction or command for the AI assistant to follow (e.g. #write a javascript function that ...).
- QUESTION – user asks the AI assistant a question (e.g. “what is a certificate”), following the definition of “Q-query” from [15].
- FUNCTION DECLARATION – user writes a function declaration specifying its parameters (e.g. def signingecdsa (key, message):) for the AI assistant to complete
- LIBRARY – user specifies usage of a library by, for example, writing an import (e.g. import crypto)
- LANGUAGE – user specifies the target programming language (e.g. """ function in python that decrypts a given string using a given symmetric key """)
- LENGTH – prompt is longer than 500 characters (LONG) or shorter than 50 characters (SHORT).
- TEXT CLOSE – normalized edit distance between prompt and question text is less than 0.25
- MODEL CLOSE – normalized edit distance between prompt and the previous AI assistant output is less than 0.25
- HELPER – prompt includes at least one helper function in the context
- TYPOS – prompt contains typos or is not grammatical
- SECURE – prompt includes language about security or safety (e.g. // make this more secure)

A. % AI Outputs Copied	Q1: Encryption	Q2: Signing	Q3: Sandboxed Dir.	Q4: SQL	Q5: C Strings
w/o Security Experience	22.4%	15.0%	5.0%	25.3%	0.0%
w/ Security Experience	9.2%	16.7%	4.7%	6.67%	0.0%

B. % Insecure Answers	Q1: Encryption	Q2: Signing	Q3: Sandboxed Dir.	Q4: SQL	Q5: C Strings
Did Adjust Temp.	20%	0%	67%	20%	25%
Did Not Adjust Temp.	70%	0%	76%	47%	39%

C. Mean Temperature	Q1: Encryption	Q2: Signing	Q3: Sandboxed Dir.	Q4: SQL	Q5: C Strings
Secure or Partially Secure	0.34 \pm 0.2	0.13 \pm 0.06	0.24 \pm 0.14	0.18 \pm 0.18	0.19 \pm 0.10
Insecure	0.04 \pm 0.03	-	0.03 \pm 0.03	0.11 \pm 0.11	0.20 \pm 0.09

D. Mean # of Prompts	Q1: Encryption	Q2: Signing	Q3: Sandboxed Dir.	Q4: SQL	Q5: C Strings
Library	1.04 \pm 0.38	0.74 \pm 0.22	0.38 \pm 0.15	0.06 \pm 0.06	1.30 \pm 0.40
Language	0.98 \pm 0.45	0.81 \pm 0.29	0.51 \pm 0.18	1.19 \pm 0.30	2.5 \pm 0.80
Function Declaration	1.74 \pm 0.41	1.11 \pm 0.26	0.70 \pm 0.21	0.10 \pm 0.07	0.74 \pm 0.25

Table 4: **A.** Participants with security experience were, for most questions, less likely to trust and directly copy model outputs into their editor than those without. **B.** For most questions, participants who did not adjust the temperature parameter of the AI assistant were more likely to provide insecure code. **C.** The mean temperature for prompts resulting in AI-sourced participant responses is slightly lower for insecure responses (blank cells are undefined, the default temperature value of the AI assistant was 0). **D.** Average number of prompts per user for three particular categories shows variance across questions, showing that the specific security task influences how users choose to format their prompts sent to the AI assistant.

Prompt Type	Proportion of Prompts	Proportion of Users
Function Declaration	27.0%	63.8%
Specification	42.1%	63.8%
Model Close	33.5%	61.7%
Helper	16.4%	55.3%
Short	24.8%	55.3%
Library	21.6%	53.1%
Language	36.8%	48.9%
Long	17.7%	46.8%
Text Close	8.6%	31.9%
AI Instruction	14.7%	21.3%
Typos	5.6%	8.5%
Secure	1.0%	4.3%
Question	1.0%	4.2%

Table 5: Proportion of prompts and users for each prompt type across all questions.

These prompt strategies may vary in success due to their representation in the training data of `codex-davinci-002`. Using a combination of automated and manual annotation, we categorize all prompts from our user study, and note that a single prompt may contain multiple categories.

How do participants choose to format prompts to AI Code assistants? Participants chose to prompt the AI assistant with a variety of strategies (Table 5). 64% of participants

tried direct task specification, highlighting a common pathway for participants to leverage the AI. 21% of users chose to provide the AI assistant with instructions (e.g. “write a function...”), which are unlikely to appear in GitHub source code and out-of-domain of `codex-davinci-002`’s underlying training data. Furthermore, 49% specified the programming language, as `codex-davinci-002` itself is language-agnostic, 61% used prior model-generated outputs to inform their prompts (potentially re-enforcing any vulnerabilities the model provided [16]), and 53% specified a particular library, influencing the particular API calls the AI assistant would generate. Providing a function declaration is more common for Python questions (Q1, Q2), whereas participants were more likely to specify the programming language for the SQL and C questions (Q4, Q5), as shown in in Table 3.

What types of prompts lead to stronger participant trust / acceptance of outputs? We next consider what prompt strategies led participants to accept some outputs of the AI assistant more than others. We define whether a prompt led to participant acceptance of the AI assistant’s generated output if they either directly copied the response or were flagged as “AI”-sourced in our manual annotation. Figure 3 shows that prompts that led to participant trust across all responses (hatched grey bars) were more likely to already contain code, such as Function Declaration or Helper prompt strategies. Additionally, long prompts (42.7%) were more likely to lead to participant acceptance than short prompts (15.7%). Finally, many prompts that led to participant acceptance consisted of

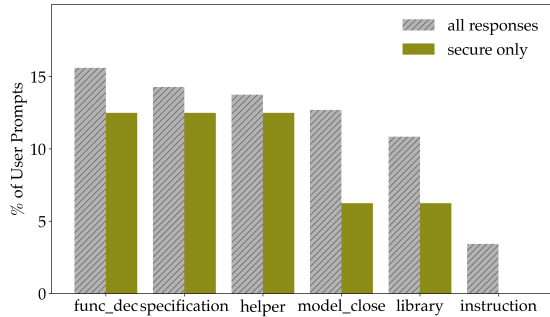


Figure 3: Proportion of selected prompt strategies over prompts that led to AI assistant outputs that participants leveraged for their response. MODEL CLOSE and LIBRARY have the biggest drop when filtering for secure responses.

text generated from a prior output of the AI assistant (MODEL CLOSE) – these participants often entered cycles where they used the AI assistant’s output as their next prompt until they solved the task, such as Participant 1036 (Figure 4), who trusted the AI assistant’s suggestion to use the `ecdsa` library. While some participants initially attempted to use natural language instructions to describe the task, these were less likely to lead to adoption of the generated output.

How does user prompt format and language impact security of participant’s code? Finally, we examine the distribution of strategies across prompts that led to acceptance from participants *who also provided a secure answer*. Figure 3 (green bars) shows that while FUNCTION DECLARATION, SPECIFICATION, and HELPER remain the most common strategies, there is a sharp decline for incorporating the AI assistant’s previous response (MODEL CLOSE), suggesting that while several participants chose to interact repeatedly with the AI assistant to form their prompts, relying too much on generated output often did not result in a secure answer.

6.2 Prompt Parameters

Our UI allows for easy adjustment of temperature (“diversity” of model outputs) and response length, parameters of the underlying `codex-davinci-002` model, providing the opportunity to understand how participants modify these parameters and if their choice influences the security of their code.

How do participants vary parameters of the AI assistant? Participants often adjusted the temperature values of their prompts, with the mean number of unique temperature values across all prompts for a single question ranging from **1.21 (Q4)** to **1.47 (Q5)**. Although they varied temperature more frequently for Question 5, no participant accepted the AI as-

Repair Type	% of Prompts	% of Users
Retry	6.7%	42.4%
Adjust Temperature	5.6%	42.4%
Adjust Length	2.3%	27.2%
Expand Scope	13.0%	66.7%
Reduce Scope	1.0%	21.2%
Reword	23.7%	84.8%
Change Type	48.9%	97.0%

Table 6: Proportion of prompts and users for each repair strategy across all questions.

sistant’s output (Table 4) for that question, suggesting that temperature variation may be a means to try to get the model to produce outputs participant’s wish to accept. For example, Participant 1014 adjusted temperature 6 times across their 21 prompts for Q5 trying to get the assistant to output C code. Finally, 48.5% of participants never adjusted the temperature for *any* question, and 51.5% never adjusted the response length, suggesting that most variation can be attributed to roughly half of the participants, and thus the choice to adjust prompt parameters is likely person-dependent.

How does parameter selection impact security of AI-generated code? For most questions participants who provided secure responses *and* were flagged as using the AI to produce their final answer on average used a higher temperature value across their final prompts than those who provided insecure responses (Table 3). While this could be due to the fact that participants that are more comfortable with programming tools (and thus interacting with the UI more) might write more secure code, we note that adjusting response length had a mixed effect, as this parameter only affects the amount of code generated. Thus, it is possible that the temperature parameter itself influences code security, and can be useful for users and designers of AI code assistants to learn how to control.

6.3 Repair Strategies

Finally, we provide a closer look at how participant prompts *evolve* over time. We consider this both on a *per-question* basis and *across the whole task*.

Participants in the Experiment group made on average 4.6 queries to the AI assistant per question, demonstrating query *repair* – the gradual refinement of a prompt to optimize for the system output [11]. Following the repair strategy analysis in [11], we show in Table 6 that almost half of the repairs between consecutive prompts completely change the prompt category (e.g. adding a HELPER function), and provide a full distribution across the following repair strategies:

- RETRY - retry same prompt with same parameters

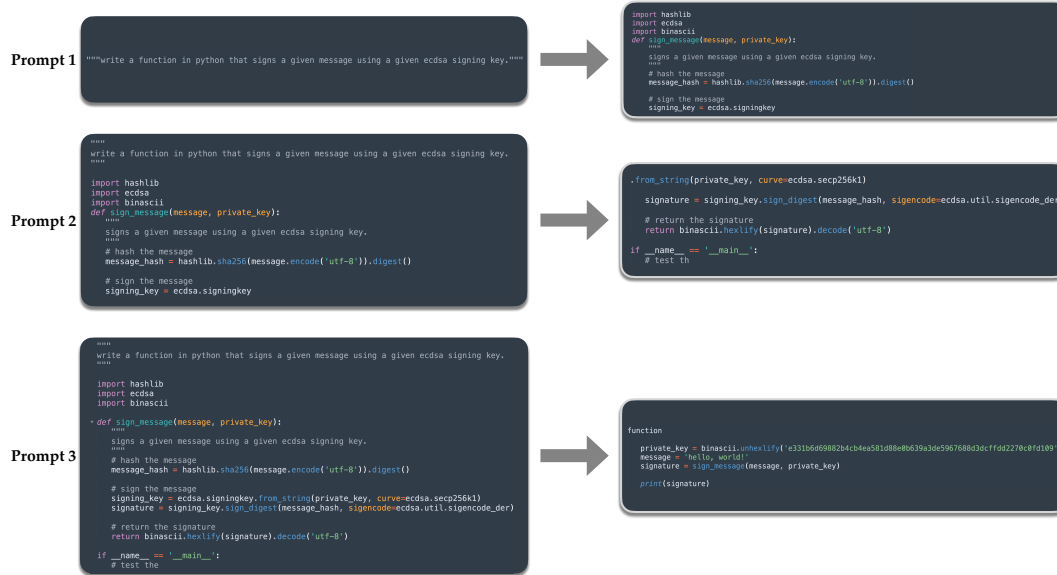


Figure 4: An example interaction with the AI assistant where the user, Participant 1036, enters a cycle and repeatedly uses the model’s output (right) as the text for their next prompt, trusting that `ecdsa` is an appropriate library to use.

- ADJUST TEMPERATURE - retry same prompt with new temperature
- ADJUST LENGTH - retry same prompt with new response length
- EXPAND SCOPE - add information, or significantly increasing prompt size while keeping close edit distance
- REDUCE SCOPE - reduce information, or significantly decreasing prompt size while keeping close edit distance
- REWORD - add, change, or re-order words, or keeping prompt length and close edit distance
- CHANGE TYPE - Change overall prompt type (e.g. from QUESTION to AI INSTRUCTION), following the annotated taxonomy from Section 6.1.

Supporting the findings in [11], we find that participants more frequently expanded, versus reduced, the scope of their prompts, showing a desire to provide the AI assistant more information over time. Furthermore, a non-trivial number of prompts were re-tries to discover new outputs, highlighting this feature’s importance in AI code assistants. Changes in type were the most common repair strategy, with several participants adding code such as helper functions as well as language about security, as shown in Figure 5. Participants also described how they modified their use of the AI assistant in the post-study survey, including using it to “generate code that does simpler things that [they] do not want to hardcode (string to int, int to string, etc)” (Participant 1023), increasing temperature for harder questions (Participant 1040), and learning to start “tuning [their] keywords. E.g., “insert a row” vis-a-vis “add a row” (Participant 1024).

```
Prompt 1
// how to print in c

Prompt 2
// make this more secure
#include <stdio.h>

char* int_to_string(int input) {
    char buffer[50];
    sprintf(buffer, "%d", input);
    printf("you have entered: %s", buffer);
    return 0;
}

int main(void) {
    int_to_string(7000000);
}
```

Figure 5: Two consecutive prompts from Participant 1031, showing a change from querying the AI assistant with a question to including code and language specific to security.

Overall, our results suggest that several participants developed “mental models” of the assistant over time, and those that were more likely to pro-actively adjust parameters and rephrase prompts were more likely provide correct and secure code. However, we did observe that within the Experiment group, *non-native English speakers* were less likely to write secure code for Q1 ($p < 0.1$) or correct code for Q3 ($p < 0.05$), with no significant results in the reverse direction and, importantly, among the control group. If this is due to decreased comfort with re-phrasing prompts, and if the ability to flexibly modify language is necessary to successfully code with an AI assistant, then we believe future research over larger sample sizes should carefully study the way such tools may induce disparate impact on users from different demographics.

7 Discussion

AI code assistants have the potential to increase productivity and lower the barrier of entry for programmers unfamiliar with a language or concept, or those hesitant to participate in internet forums [9], such as one of our study participants:

“I hope this gets deployed. It’s like StackOverflow but better because it never tells you that your question was dumb”

However, our results provide caution that inexperienced developers may be inclined to readily trust an AI assistant’s output, at the risk of introducing new security vulnerabilities. Therefore, we hope our study will help improve and guide the design of future AI code assistants, and now discuss important limitations and recommendations based on our findings.

7.1 Degree of AI Influence on Responses

Although we do observe an effect from the availability of an AI assistant on the overall security of participant responses, it is challenging to ascertain the degree the AI assistant actually influenced a participant’s response. Therefore, for each question, we manually labeled the source of security mistakes as “AI” or “non-AI” within the experiment group, and report aggregate values in Table 7. On every type of security mistake across all five questions, the AI assistant was responsible for at least as many mistakes as a participant, and often the majority of mistakes, strengthening our finding that AI assistance may lead to more security mistakes.

7.2 Limitations

One important limitation of our results is that our participant group consisted mainly of university students, which may not represent the population that is most likely to use AI assistance (e.g. software developers) regularly. In such settings, developers may have a stronger security background and incentive to test code, while the AI tools themselves may be more specialized towards company codebases. Additionally, while we strove to make our UI as general-purpose as possible, aspects such as the location of the AI assistant or the latency in making query requests may have affected our overall results. Finally, a larger sample size would be necessary to assess more subtle effects, such as how a user’s background or native language affects their ability to successfully interact with the AI assistant and provide correct, secure code.

7.3 Recommendations

Our analysis shows that users significantly vary in their language and choice of prompt parameters when provided flexible control. This supports [11]’s findings on the implications of developer’s syntax on an AI assistant for building web

applications. [11] suggest that future systems should consider *refining* user’s prompts before providing them as inputs to the system to better optimize for overall performance. We believe adapting this approach for security – i.e., detecting the intent of a user’s prompt and reformulating it to decrease likelihood of the model outputting security vulnerabilities – can be a promising direction.

On the other hand, our analysis does suggest that participants who provided insecure code were less likely to modify the AI assistant’s outputs or adjust properties such as temperature, which may suggest that giving an AI assistant *too* much agency (e.g. automating parameter selection) may encourage users to be less diligent in guarding against security vulnerabilities. Furthermore, AI assistants have the potential to decrease user pro-activeness to carefully search for API and safe implement details in library documentation directly, which can be concerning given that several of the security vulnerabilities we saw involved improper library selection or usage. Ensuring that cryptography library defaults are secure, educating users on how to interact with and test an AI assistant ([7]), and providing integrated warnings and potential validation tests based on the generated code ([2]) are important solutions to consider as AI code assistants become more common.

8 Conclusion

We conducted the first user study examining how people interact with an-based AI code assistant, in our case built on OpenAI’s Codex, to solve a variety of security related tasks across different programming languages. We observed that participants who had access to the AI assistant were more likely to introduce security vulnerabilities for the majority of programming tasks, yet also more likely to rate their insecure answers as secure compared to those in our control group. Additionally, we found that participants who invested more in the creation of their queries to the AI assistant, such as providing helper functions or adjusting the parameters, were more likely to eventually provide secure solutions. Finally, to conduct this study, we created a User Interface specifically designed for exploring the consequences of people using AI-based code generation tools to write software. We release our UI as well as all user prompt and interaction data to encourage further research on the variety of ways users may choose to interact with general AI code assistants.

References

- [1] J. Austin, A. Odena, M. Nye, M. Bosma, H. Michalewski, D. Dohan, E. Jiang, C. Cai, M. Terry, Q. Le, and C. Sutton. Program synthesis with large language models, 2021.

- [2] S. Barke, M. B. James, and N. Polikarpova. Grounded copilot: How programmers interact with code-generating models, 2022.
- [3] D. Boneh and V. Shoup. *6.1 Definition of a message authentication code*, pages 214–217. Version 0.5 edition, 2020.
- [4] M. Chen, J. Tworek, H. Jun, Q. Yuan, H. P. de Oliveira Pinto, J. Kaplan, H. Edwards, Y. Burda, N. Joseph, G. Brockman, A. Ray, R. Puri, G. Krueger, M. Petrov, H. Khlaaf, G. Sastry, P. Mishkin, B. Chan, S. Gray, N. Ryder, M. Pavlov, A. Power, L. Kaiser, M. Bavarian, C. Winter, P. Tillet, F. P. Such, D. Cummings, M. Plappert, F. Chantzis, E. Barnes, A. Herbert-Voss, W. H. Guss, A. Nichol, A. Paino, N. Tezak, J. Tang, I. Babuschkin, S. Balaji, S. Jain, W. Saunders, C. Hesse, A. N. Carr, J. Leike, J. Achiam, V. Misra, E. Morikawa, A. Radford, M. Knight, M. Brundage, M. Murati, K. Mayer, P. Welinder, B. McGrew, D. Amodei, S. McCandlish, I. Sutskever, and W. Zaremba. Evaluating large language models trained on code, 2021.
- [5] A. Danilova, A. Naiakshina, and M. Smith. One size does not fit all: A grounded theory and online survey study of developer preferences for security warning types. In *2020 IEEE/ACM 42nd International Conference on Software Engineering (ICSE)*, pages 136–148, 2020.
- [6] F. Facebook. Facebook/infer: A static analyzer for java, c, c++, and objective-c, 2022.
- [7] J. Finnie-Ansley, P. Denny, B. A. Becker, A. Luxton-Reilly, and J. Prather. The robots are coming: Exploring the implications of openai codex on introductory programming. In *Australasian Computing Education Conference, ACE '22*, page 10–19, New York, NY, USA, 2022. Association for Computing Machinery.
- [8] F. Fischer, K. Böttinger, H. Xiao, C. Stransky, Y. Acar, M. Backes, and S. Fahl. Stack overflow considered harmful? the impact of copy & paste on android application security. In *2017 IEEE Symposium on Security and Privacy (SP)*, pages 121–136, 2017.
- [9] D. Ford, J. Smith, P. J. Guo, and C. Parnin. Paradise unplugged: Identifying barriers for female participation on stack overflow. In *Proceedings of the 2016 24th ACM SIGSOFT International Symposium on Foundations of Software Engineering*, page 846–857, New York, NY, USA, 2016. Association for Computing Machinery.
- [10] D. Fried, A. Aghajanyan, J. Lin, S. Wang, E. Wallace, F. Shi, R. Zhong, W.-t. Yih, L. Zettlemoyer, and M. Lewis, 2022.
- [11] E. Jiang, E. Toh, A. Molina, K. Olson, C. Kayacik, A. Donsbach, C. J. Cai, and M. Terry. Discovering the syntax and strategies of natural language programming with generative language models. New York, NY, USA, 2022. Association for Computing Machinery.
- [12] S. Krüger, J. Späth, K. Ali, E. Bodden, and M. Mezini. Crysl: An extensible approach to validating the correct usage of cryptographic apis. *IEEE Transactions on Software Engineering*, 47(11):2382–2400, 2021.
- [13] J. Liu, S. Kim, V. Murali, S. Chaudhuri, and S. Chandra. Neural query expansion for code search. MAPL 2019, page 29–37, New York, NY, USA, 2019. Association for Computing Machinery.
- [14] L. Martie, T. D. LaToza, and A. van der Hoek. Codeexchange: Supporting reformulation of internet-scale code queries in context. ASE '15, page 24–35. IEEE Press, 2015.
- [15] B. Pang and R. Kumar. Search in the lost sense of “query”: Question formulation in web search queries and its temporal changes. In *Association for Computational Linguistics (ACL)*, 2011.
- [16] H. Pearce, B. Ahmad, B. Tan, B. Dolan-Gavitt, and R. Karri. Asleep at the keyboard? assessing the security of github copilot’s code contributions. In *Proceedings - 43rd IEEE Symposium on Security and Privacy, SP 2022*, Proceedings - IEEE Symposium on Security and Privacy, pages 754–768. Institute of Electrical and Electronics Engineers Inc., 2022.
- [17] T. Pornin. Deterministic Usage of the Digital Signature Algorithm (DSA) and Elliptic Curve Digital Signature Algorithm (ECDSA). RFC 6979, RFC Editor, August 2013.
- [18] J. A. Prenner and R. Robbes. Automatic program repair with openai’s codex: Evaluating quixbugs, 2021.
- [19] G. Sandoval, H. Pearce, T. Nys, R. Karri, B. Dolan-Gavitt, and S. Garg. Security implications of large language model code assistants: A user study, 2022.
- [20] A. Sarkar, A. D. Gordon, C. Negreanu, C. Poelitz, S. S. Ragavan, and B. Zorn, 2022.
- [21] spotbugs. Spotbugs, 2022.
- [22] M. Tabachnyk and S. Nikolov. ML-enhanced code completion improves developer productivity, Jul 2022.
- [23] P. Vaithilingam, T. Zhang, and E. L. Glassman. Expectation vs. experience: Evaluating the usability of code generation tools powered by large language models. In *Extended Abstracts of the 2022 CHI Conference on Human Factors in Computing Systems, CHI EA '22*, New

York, NY, USA, 2022. Association for Computing Machinery.

- [24] D. Votipka, K. R. Fulton, J. Parker, M. Hou, M. L. Mazurek, and M. Hicks. Understanding security mistakes developers make: Qualitative analysis from build it, break it, fix it. In *29th USENIX Security Symposium (USENIX Security 20)*, pages 109–126. USENIX Association, Aug. 2020.
- [25] F. F. Xu, B. Vasilescu, and G. Neubig. In-ide code generation from natural language: Promise and challenges, 2021.
- [26] A. Ziegler, E. Kalliamvakou, S. Simister, G. Sittampalam, A. Li, A. Rice, D. Rifkin, and E. Aftandilian. Productivity assessment of neural code completion, 2022.

9 Appendix

9.1 Prescreening Question

```
main{
    print(func("hello world"))
}

String func(String in){
    int x = len(in)
    String out = ""
    for(int i = x - 1; i >= 0; i --){
        out.append(in[i])
    }
    return out
}
```

Please select the returned value of the pseudo code above.

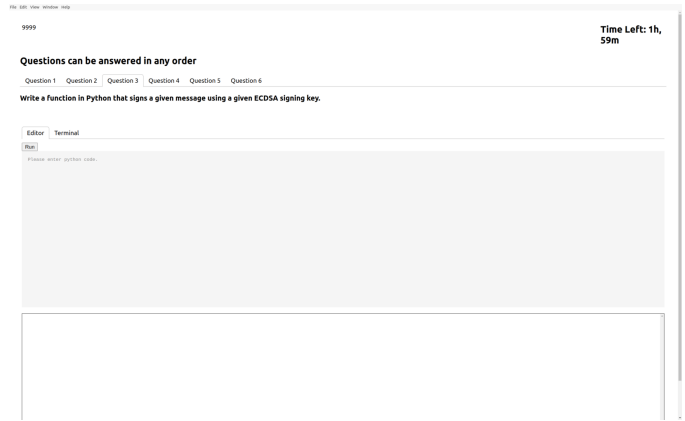
- hello world hello world hello world hello world
- world hello
- world hello
- hello world 10
- HELLO WORLD
- dlrow olleh

9.2 UI Figures

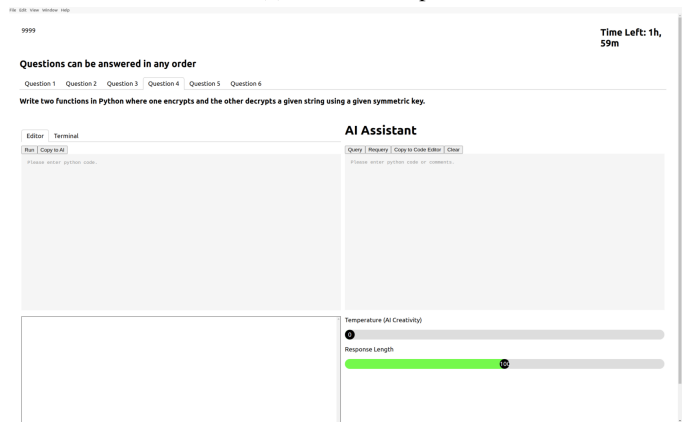
Figure 6 contains screenshots of the User Interface for the experiment and control groups while a question is being solved.

9.3 AI vs non-AI Experiment

Table 7 shows where mistakes were attributed to within the experiment group.



(a) Control Group



(b) Experiment Group

Figure 6: Screenshots of the UI when solving one of the six questions for both participant groups.

	Mistake	AI	non-AI
Q1	auth	58%	9%
	padding	12%	0%
	trivial	36%	6%
	mode	9%	0%
	library	0%	0%
Q2	random	48%	15%
Q3	parent	61%	15%
	symlink	73%	15%
Q4	sql injection	30%	6%
Q5	buffer overflow	12%	6%
	local pointer	9%	9%
	int overflow	15%	3%

Table 7: Percentage of mistakes made within the experiment group, broken down by the originator of the mistake (AI vs non-AI).

9.4 Demographics

Table 8 and Table 9 contain more detailed demographics on the participant population for the experiment and control groups respectively.

9.5 Regression Tables

Table 10 contains the data for the logistic regression used in Section 4.6. Data was bucketed as follows. For Q1, “Secure” and “Partially Secure” answers were grouped as secure. “Insecure” answers were grouped as insecure. For Q2, “Secure” answers were grouped as secure. “Partially Secure” and “Insecure” answers were grouped as insecure. For Q3, “Secure” and “Partially Secure” answers were grouped as secure. “Insecure” answers were grouped as insecure. For Q4, “Secure” answers were grouped as secure and “Insecure” answers were grouped as insecure. For Q5, “Secure”, “RC”, and “DoS” answers were grouped as secure. “Partially Secure” and “Insecure” answers were grouped as insecure. “Partially Secure” answers were placed into different buckets for different questions due to their varying severity.

	education	student	type	experience	years	security	age	gender	country	language
23	A	Yes	U	Professional	3	No	18 - 24	Trans Female	US	English
106	B	Yes	G	Professional	5	No	18 - 24	Male	China	Chinese
1001	HS	Yes	U	Professional	7	Yes	18 - 24	Female	US	English
1003	M	Yes	G	Professional	15	No	25 - 34	No Answer	US	English
1004	M	Yes	G	Hobby	12	No	18 - 24	Male	Portugal	Portuguese
1008	M	No			44	No	65 - 74	Male	India	Telugu
1010	D	No			48	Yes	55 - 64	Male	US	English
1014	HS	Yes	U	Hobby	2	No	18 - 24	Female	China	Chinese
1015	HS	Yes	U	Professional	5	No	18 - 24	Male	US	English
1016	B	No			4	No	18 - 24	Male	US	English
1017	B	No			4	Yes	18 - 24	Male	US	English
1020	HS	Yes	U	Hobby	3	No	18 - 24	Female	US	Mongolian
1022	HS	Yes	U	Professional	3	No	18 - 24	Male	US	English
1023	HS	Yes	U	Hobby	4	No	18 - 24	Male	Malaysia	English
1024	B	Yes	G	Professional	3	Yes	25 - 34	Male	Indonesia	Kannada
1027	HS	Yes	U	None	3	No	18 - 24	Male	US	English
1028	HS	Yes	U	Professional	4	No	18 - 24	Female	China	Chinese
1029	HS	Yes	U	Hobby	3	No	18 - 24	Male	Myanmar	Burmese
1031	HS	Yes	U	Professional	4	No	18 - 24	Male	US	English
1032	HS	Yes	U	Professional	4	No	18 - 24	Male	US	Chinese
1033	HS	Yes	U	Hobby	10	No	18 - 24	Male	US	English
1034	HS	Yes	U	Hobby	2	Yes	18 - 24	Male	US	English
1036	A	Yes	U	Hobby	3	No	18 - 24	Female	India	Hindi
1037	B	No			7	Yes	18 - 24	Female	US	English
1038	HS	Yes	U	None	5	No	18 - 24	Female	India	Kannada
1040	M	No			7	No	18 - 24	Male	India	
1041	B	Yes	U	Professional	8	Yes	18 - 24	Male	US	English
1042	HS	Yes	U		2	No	18 - 24	Female	US	Tamil
1043	HS	Yes	U	Hobby	1	No	18 - 24	Male	China	Chinese
1045	HS	Yes	U	None	1	No	18 - 24	Female	India	Hindi
1046	HS	Yes	U	Professional	3	Yes	18 - 24	Female	India	Hindi
2001	B	Yes	G	Professional	9	Yes	18 - 24	Male	US	Chinese
2003	D	Yes	G	Professional	15	Yes	25 - 34	Male	US	English

Table 8: Experiment Participants. The column education contains the highest level of education that a participant has achieved, where A is an Associates degree, B is a Bachelors degree, HS, is a high school deploma, and D is a Doctoral or Professional Agree. The column type contains the type of student, where U is undergrad and G is graduate. The column years contains the number of years of programming experience that a participant has. The column security contains if the participant has taken a security class.

	education	student	type	experience	years	security	age	gender	country	language
22	HS	Yes	U	None	5	No	18 - 24	Male	US	English
177	B	Yes	G	Hobby	3	Yes	18 - 24	Female		
178	HS	Yes	U	Professional	7	No	18 - 24	Male	Brazil	Portuguese
1002	M	Yes	G	Professional	13	Yes	25 - 34	Male	China	Chinese
1005	HS	Yes	U	Professional	10	Yes	18 - 24	Male	US	English
1009	HS	Yes	U	Hobby	8	Yes	18 - 24	Trans Male	US	English
1012	HS	Yes	U	Hobby	1	No	18 - 24	Female	China	Chinese
1013	HS	Yes	U	Hobby	3	No	18 - 24	Male	Hong Kong	Chinese
1018	B	Yes	U	Professional	3	No	18 - 24	Female	China	Chinese
1019	HS	Yes	U	Hobby	13	No	18 - 24	Male	US	English
1030	HS	Yes	U	Professional	5	No	18 - 24	Male	US	English
1035	B	No			8	No	18 - 24	Male	US	English
1039	HS	Yes	U	Professional	4	No	18 - 24	Male	US	English
2002	B	Yes	G	Professional	7	No	18 - 24	Male	US	English

Table 9: Control Participants. The column education contains the highest level of education that a participant has achieved, where A is an Associates degree, B is a Bachelors degree, HS, is a high school diploma, and D is a Doctoral or Professional Agree. The column type contains the type of student, where U is undergrad and G is graduate. The column years contains the number of years of programming experience that a participant has. The column security contains if the participant has taken a security class.

Question	Variable	Treatment	Reference	coef	std err	z	P> z
Q1	Group	Experiment	Control	-1.6328	0.818	-1.996	0.046
	Security Class	No	Yes	-1.5618	0.792	-1.972	0.049
	Student	No	Yes	0.8988	1.090	0.824	0.410
	Years Programming			-1.8598	2.117	-0.878	0.380
Q2	Group	Experiment	Control	-2.0485	1.456	-1.407	0.159
	Security Class	No	Yes	-0.2853	1.319	-0.216	0.829
	Student	No	Yes	-23.0333	3487.154	-0.007	0.995
	Years Programming			12.9642	7.893	1.643	0.100
Q3	Group	Experiment	Control	-0.8773	1.011	-0.868	0.386
	Security Class	No	Yes	-2.3108	0.968	-2.388	0.017
	Student	No	Yes	-10.7646	5.233	-2.057	0.040
	Years Programming			14.0961	5.882	2.397	0.017
Q4	Group	Experiment	Control	-2.0906	1.153	-1.813	0.070
	Security Class	No	Yes	-0.1803	0.853	-0.211	0.833
	Student	No	Yes	-1.3663	1.103	-1.239	0.215
	Years Programming			1.8080	2.000	0.904	0.366
Q5	Group	Experiment	Control	-0.1376	0.718	-0.192	0.848
	Security Class	No	Yes	1.0242	0.798	1.284	0.199
	Student	No	Yes	-1.6090	1.435	-1.121	0.262
	Years Programming			3.2386	2.296	1.410	0.158

Table 10: Logistic Regression Table