


# VA Research by the Numbers


(For Fiscal 2021)



Active research sites nationwide  
**102**




Published research articles authored or co-authored by VA investigators  
**13,873**



Total congressional appropriation for VA medical and prosthetic research  
**\$795M**



Active funded research projects (including VA funding and other sources)  
**7,304**



Active funded principal investigators  
**3,642**



Total research budget (including other VA and non-VA sources, such as NIH)  
**\$2.09B**