


# VA Research by the Numbers

(For Fiscal 2019)




Active research sites nationwide

**105**



Published research articles authored or co-authored by VA investigators

**11,279**



Total congressional appropriation for VA medical and prosthetic research


**\$729M**



Active funded research projects

(including VA funding and other sources)

**7,372**



Active funded principal investigators

**3,611**



Total research budget

(including other VA and non-VA sources, such as NIH)

**\$1.96B**