

UNAIDS
DATA
2019



CONTENTS

Foreword	2
State of the epidemic	5
Global and regional data	16
Eastern and southern Africa	21
Country tables	34
Western and central Africa	75
Country tables	88
Asia and the Pacific	137
Country tables	152
Latin America	209
Country tables	222
Caribbean	255
Country tables	268
Middle East and North Africa	289
Country tables	300
Eastern Europe and central Asia	339
Country tables	350
Western and central Europe and North America	379
Country tables	388
Annex on methods	455

FOREWORD

The AIDS epidemic has put a spotlight on the many fault lines in society. Where there are inequalities, power imbalances, violence, marginalization, taboos and stigma and discrimination, HIV takes hold.

The AIDS epidemic is changing: in 2018, more than half of all new HIV infections were among key populations—sex workers, people who use drugs, gay men and other men who have sex with men, transgender people and prisoners—and their partners.

Globally, new HIV infections among young women aged 15–24 years were reduced by 25% between 2010 and 2018. This is good news, but of course it remains unacceptable that every week 6000 adolescent girls and young women become infected with HIV. The sexual and reproductive health and rights of women and young people are still too often denied.

Despite the scale of the challenges and the miles we must still travel together in the AIDS response, I am hopeful. The AIDS response has demonstrated what is possible when people organize and assert their rights. Around the world, people living with HIV and civil society have raised their voices and exerted leadership.

When communities organize and people empower each other, oppression can be replaced by rights and access to HIV services can be accelerated. Peer-to-peer counsellors, community health workers, door-to-door service providers, grass-root activists and networks of people living with or affected by HIV all have key roles to play in the response to HIV. As this report shows, community leadership in the AIDS response helps to ensure that HIV services are relevant to, and reach, the people who need them the most.

The world has committed to achieving the 2030 Agenda for Sustainable Development. As part of that, governments must protect and uphold the human rights of everyone. As the eyes and ears of the AIDS response, communities play a critical role in holding decision-makers to account and demanding political leadership.

For me, the AIDS response is about people—the young women who don't know how to keep themselves HIV-free, the men who won't or can't seek out health care, the transgender people who are discriminated against and the hundreds of thousands of people who die each year, even though HIV is preventable and treatable.

It is in our collective power to overcome the barriers that all too often stand in the way of better health—barriers such as user fees and other hidden costs, harmful laws, stigma and discrimination, lack of knowledge and gender-based violence.

**FOR ME, THE AIDS RESPONSE IS ABOUT PEOPLE—
THE YOUNG WOMEN WHO DON'T KNOW HOW TO KEEP
THEMSELVES HIV-FREE, THE MEN WHO WON'T OR CAN'T
SEEK OUT HEALTH CARE, THE TRANSGENDER PEOPLE
WHO ARE DISCRIMINATED AGAINST AND THE HUNDREDS
OF THOUSANDS OF PEOPLE WHO DIE EACH YEAR, EVEN
THOUGH HIV IS PREVENTABLE AND TREATABLE.**

While considerable progress has been made, there is a risk that we will lose momentum. If the world is to be on track to end AIDS by 2030, there must be adequate and predictable financing for development. But, for the first time since 2000, the resources available for the AIDS response globally have declined.

Ending AIDS is a life-saving investment that pays for itself many times over. Increases in donor and domestic funding are crucial. And the Global Fund to Fight AIDS, Tuberculosis and Malaria must be fully funded at its next replenishment.

We have the knowledge and tools we need to end AIDS. We cannot change the virus, but we can change inequalities, power imbalances, marginalization, taboos and stigma and discrimination. We can change behaviours and societies.

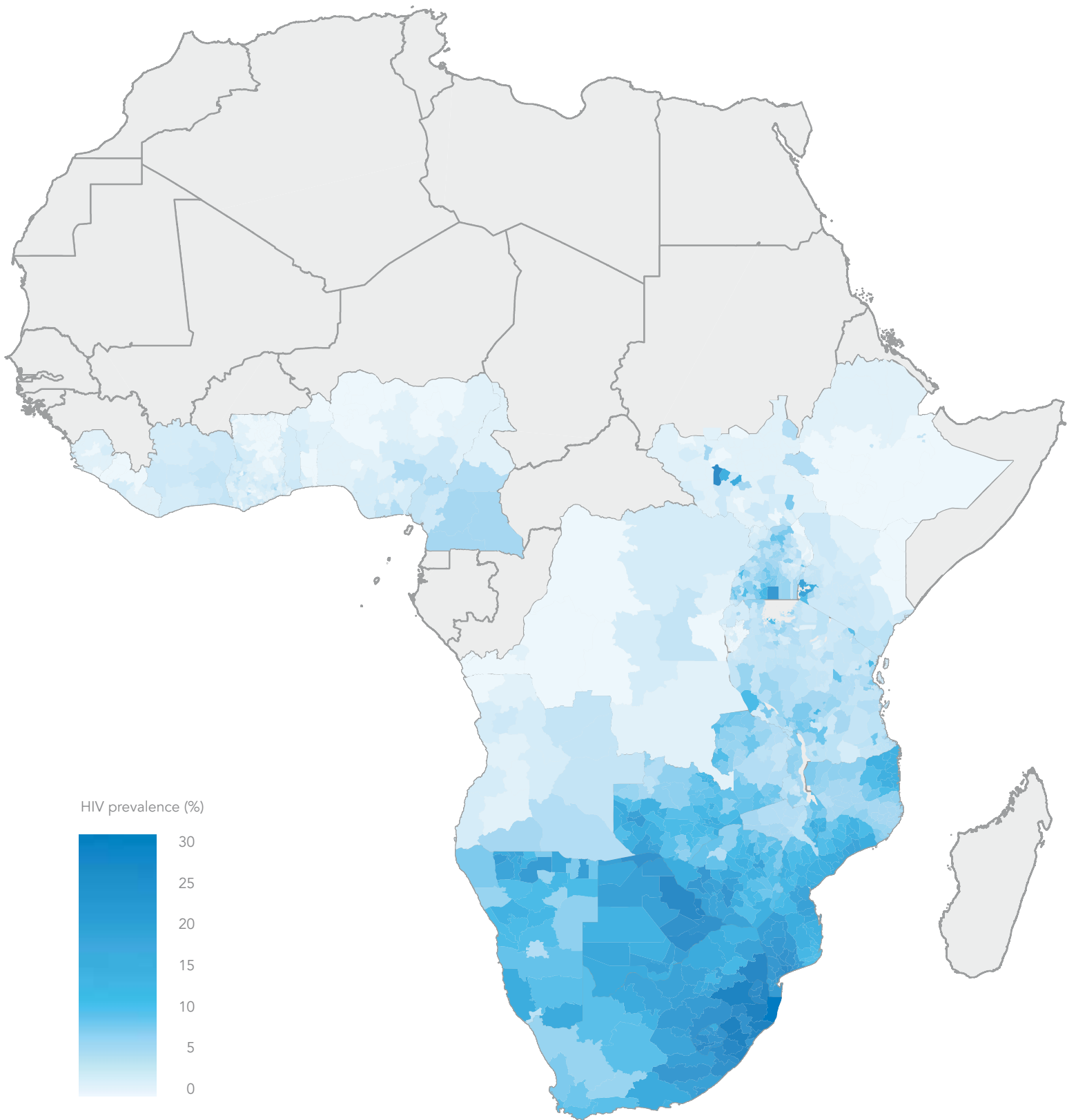
The change we need requires strong collective efforts by both governments and communities. Success is being achieved where policies and programmes focus on people, not diseases—policies and programmes that are designed with communities and that respond to the way that people live their lives.

This edition of *UNAIDS data* shows the results of some of those successes, but also the challenges that remain. It contains the very latest data on the world's response to HIV, consolidating a small part of the huge volume of data collected, analysed and refined by UNAIDS over the years. The full data set of information for 1990 to 2018 is available on aidsinfo.unaids.org.

Gunilla Carlsson

UNAIDS Executive Director, a.i.

FIGURE 2.1 HIV prevalence, adults (aged 15–49 years), by sub-national level, sub-Saharan Africa, 2018



Note: Grey = sub-national data not available.

Source: UNAIDS special analysis, 2019.

STATE OF THE EPIDEMIC

AT A GLANCE

Gains continue to be made against the epidemic, but those gains are getting smaller year-on-year.

There has been steady progress in the reduction of AIDS-related deaths, but efforts to reach the 2020 target for reductions in HIV infections are clearly off-track.

Gains in eastern and southern Africa are driving global progress. In much of the rest of the world, there are worrying setbacks in key countries and entire regions.

More than half of new HIV infections in 2018 were among key populations and their sexual partners.

An epidemic transition metric suggests that a diverse group of 19 countries are on the path to ending AIDS. Many more countries are not.

Overall progress against the HIV epidemic is measured through the calculation of estimates of new HIV infections and deaths from AIDS-related causes. Countries input the best available HIV surveillance and programmatic data into mathematical models to produce annual epidemiological estimates, and UNAIDS then aggregates country estimates into regional and global ones.

Each year, newly available data from countries and improvements in the models lead to adjustments in these estimates—not just year-on-year, but across the entire curve of annual estimates, from the current year back to the beginning of the epidemic. New evidence about the impact of antiretroviral therapy on mortality has been used to refine assumptions in the model, and this has produced lower estimates of AIDS-related deaths than the estimates from the previous year (see annex on methods).

Trends, however, remain similar: there has been steady global progress in the reduction of AIDS-related deaths

over the last decade, and more gradual progress in the reduction of new HIV infections.

These gains are getting smaller year-on-year, and the deadline for reaching the 2020 targets agreed by the United Nations General Assembly is getting closer and closer. Efforts to reduce HIV infections are clearly off-track, and while reductions in AIDS-related deaths are stronger, mortality-reduction targets could also be missed.

The global picture obscures a wide diversity of trends among countries and regions. In recent years, there have been worrying rises in annual HIV infections and AIDS-related mortality in key countries and entire regions. The largest reductions in annual HIV infections and AIDS-related deaths have occurred in the region hardest hit by the epidemic: eastern and southern Africa. Progress in the rest of the world, where HIV infections are predominantly among key populations, is considerably slower. The majority of global infections in 2018 were among key populations and their sexual partners. ■

A one third decline in AIDS-related deaths

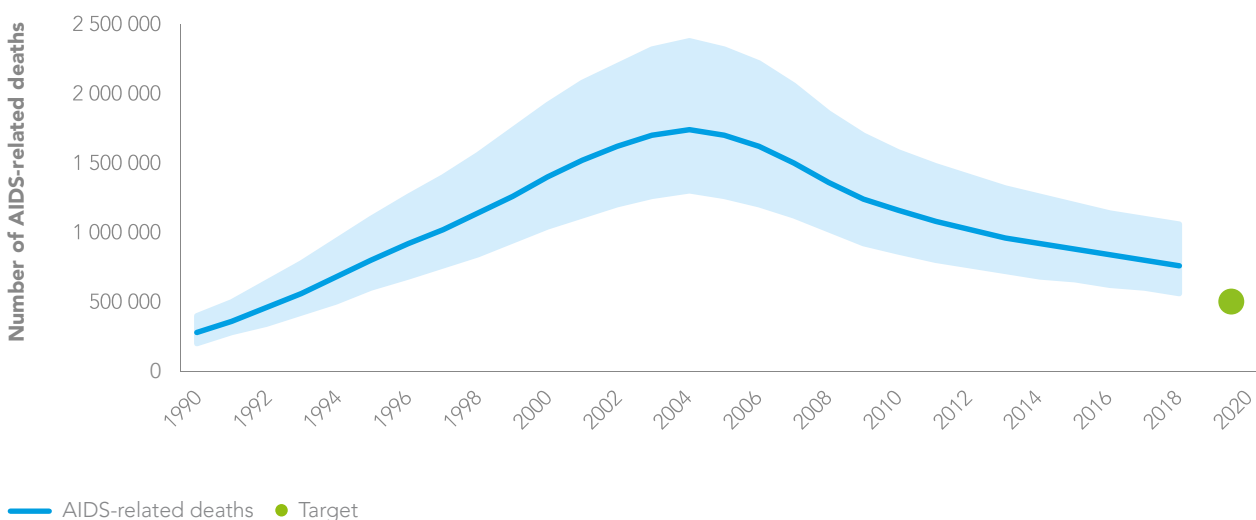
The annual number of deaths from AIDS-related illness among people living with HIV (all ages) globally has fallen from a peak of 1.7 million [1.3 million–2.4 million] in 2004 to 770 000 [570 000–1 100 000] in 2018. Since 2010, AIDS-related mortality has declined by 33%. Reaching the 2020 milestone of fewer than 500 000 deaths will require further declines of about 135 000 per year (Figure 2.2).

The global decline in deaths has largely been driven by progress in eastern and southern Africa, which is home

to 54% of the world's people living with HIV. AIDS-related mortality in the region declined by 44% from 2010 to 2018, to 310 000 [230 000–400 000]. By comparison, AIDS-related deaths in western and central Africa declined by 29%, to 160 000 [110 000–230 000] (Figure 2.3).

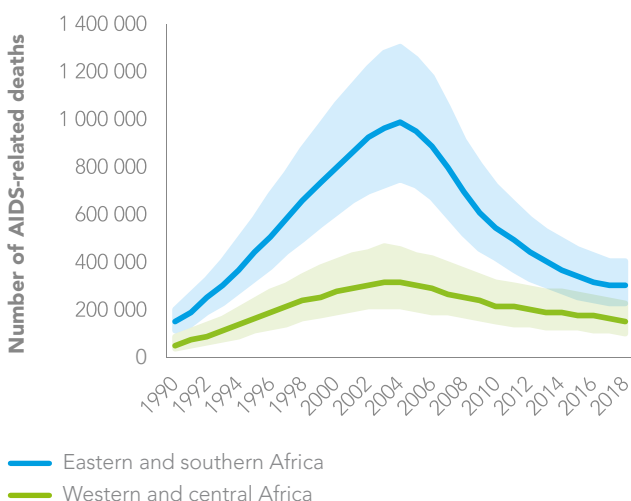
Outside of sub-Saharan Africa, there has been a 20% decline in AIDS-related deaths, to 300 000 [230 000–420 000] (Figure 2.4). AIDS-related deaths in the eastern Europe and central Asia and Middle East and North Africa regions have risen by 5% and 9%, respectively, over the eight-year period. ■

FIGURE 2.1 Number of AIDS-related deaths, global, 1990–2018 and 2020 target



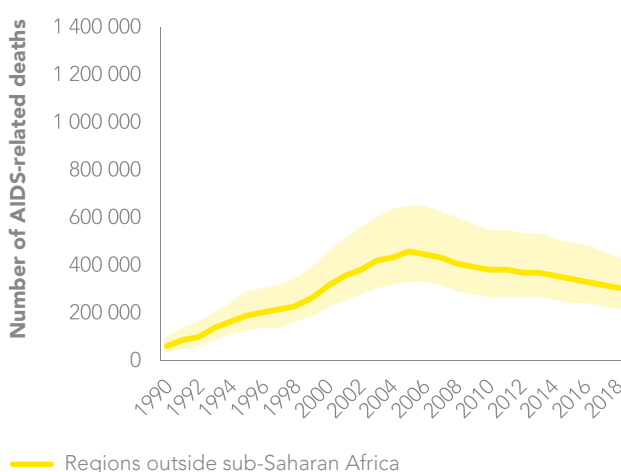
Source: UNAIDS 2019 estimates.

FIGURE 2.2 Number of AIDS-related deaths, eastern and southern Africa and western and central Africa, 1990–2018



Source: UNAIDS 2019 estimates.

FIGURE 2.3 Number of AIDS-related deaths, regions outside sub-Saharan Africa, 1990–2018



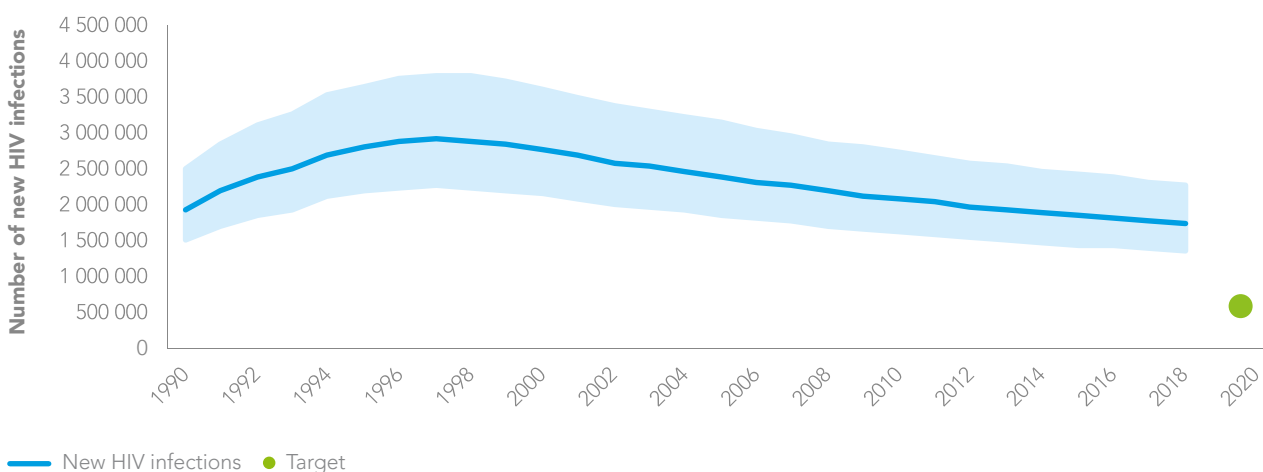
Source: UNAIDS 2019 estimates.

New HIV infections declining gradually

The annual number of new HIV infections globally continued to decline gradually in 2018. Since a peak of 2.9 million [2.3 million–3.8 million] new infections (all ages) in 1997, year-on-year declines have grown smaller. The annual number of new infections (all ages) since 2010 has declined from 2.1 million [1.6 million–2.7 million] to 1.7 million [1.6 million–2.3 million] in 2018, a 16% reduction that leaves the world far off the 2020 target of fewer than 500 000 new infections (Figure 2.5).

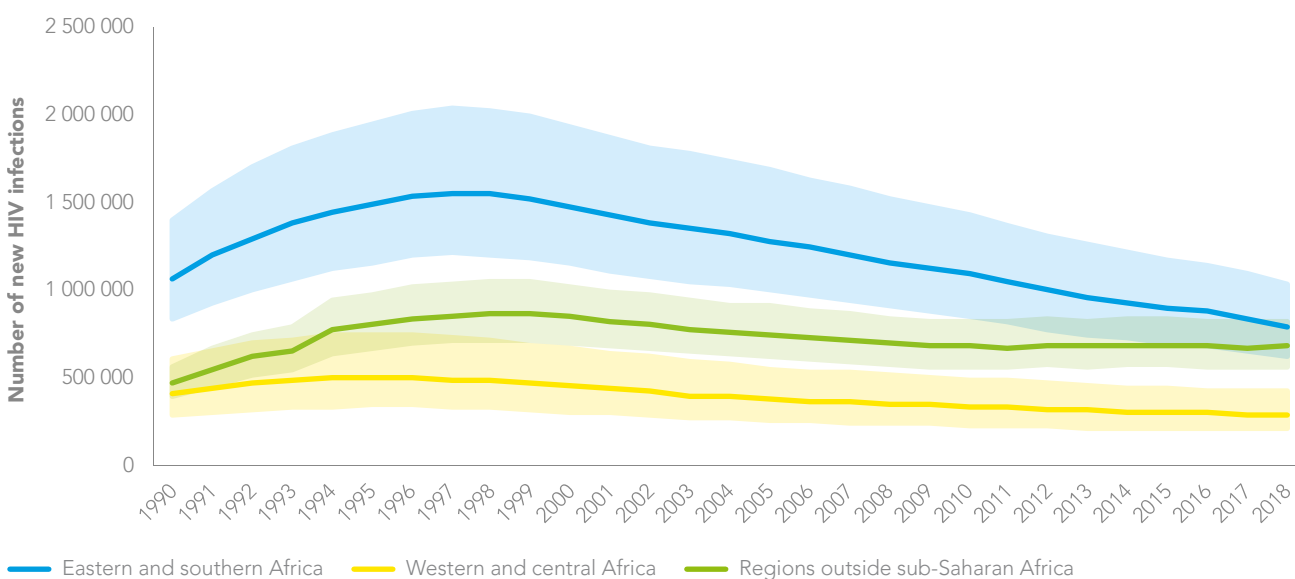
As is the case with AIDS-related mortality, the reduction in new HIV infections between 2010 and 2018 was strongest in eastern and southern Africa (28% decline). Progress was also made in the Caribbean (16% decline), western and central Africa (13% decline), western and central Europe and North America (12% decline), and Asia and the Pacific (9%). However, the annual number of new HIV infections has risen in eastern Europe and central Asia (29% increase), the Middle East and North Africa (10% increase) and Latin America (7% increase). Regional gains and setbacks combine to produce a flat 10-year trend in new infections outside of sub-Saharan Africa (Figure 2.6).

FIGURE 2.4 Number of new HIV infections, global, 1990–2018 and 2020 target



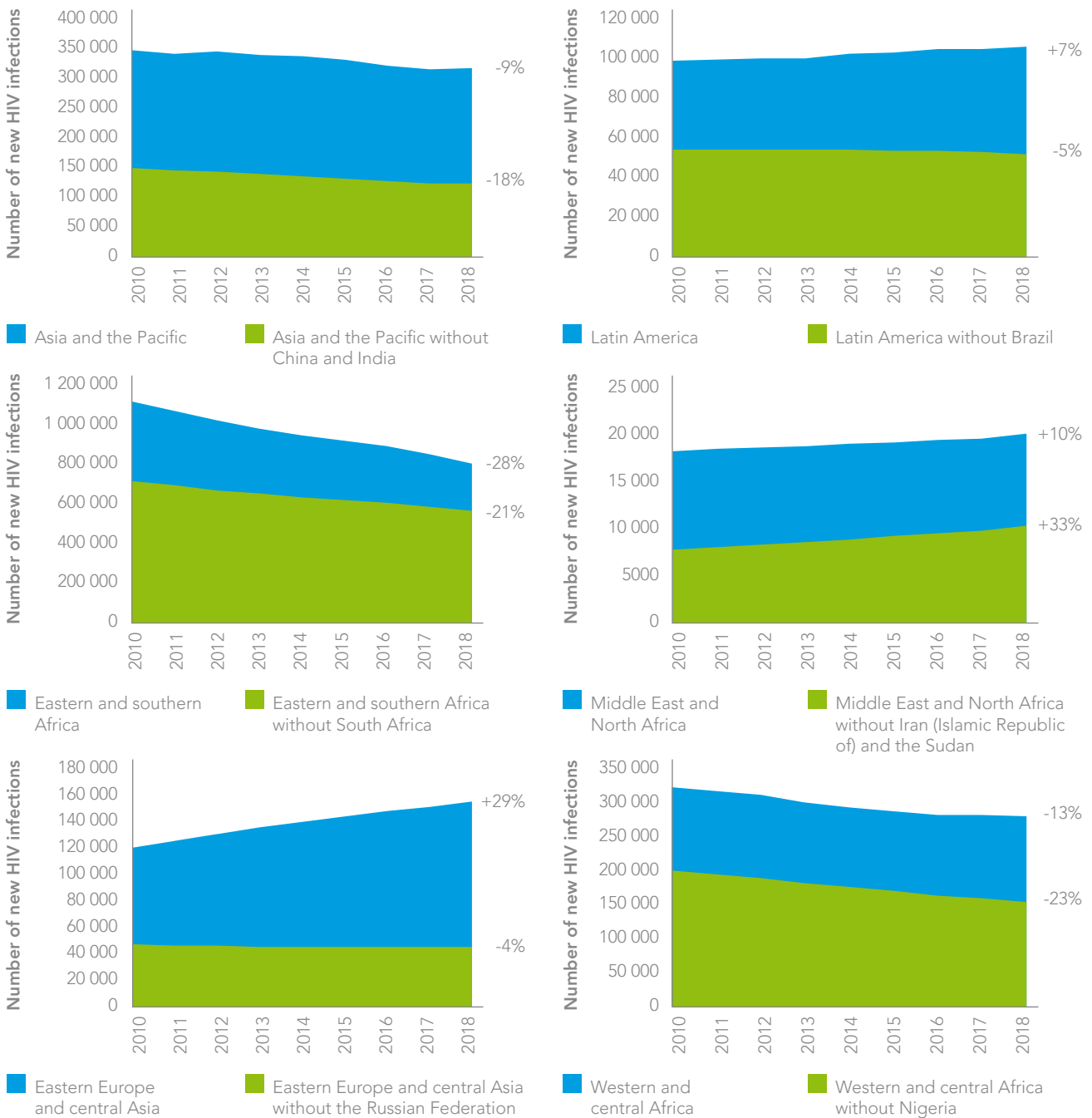
Source: UNAIDS 2019 estimates.

FIGURE 2.5 Number of new HIV infections, eastern and southern Africa, western and central Africa, and regions outside sub-Saharan Africa, 1990–2018



Source: UNAIDS 2019 estimates.

FIGURE 2.6 Trends in new HIV infections, by region, 2010–2018



Source: UNAIDS 2019 estimates.

Varied country-level trends can be obscured by regional averages, especially in regions where there are one or two countries that account for a majority of new HIV infections (Figure 2.7). In most cases, larger countries report lower performance than their smaller regional neighbours. A prime example is eastern Europe and central Asia, where the regional trend, excluding the Russian Federation (which accounted for 71% of the region’s new HIV infections in 2018), is a 4% decline instead of a 29% increase, or in Latin America, where excluding Brazil results in a 5% decline in new HIV

infections instead of a 7% increase. Similarly, the exclusion of China and India from Asia and the Pacific results in a more rapid 18% decline in new infections. In some cases, removing countries with larger epidemics reveals poorer performance in the rest of the region. The exclusion of South Africa from eastern and southern Africa results in a shallower decline of 21% (compared to 28%), and excluding the Islamic Republic of Iran and the Sudan in the Middle East and North Africa shows that new HIV infections in the other countries of the region increased by 33% (compared to 10%). ■

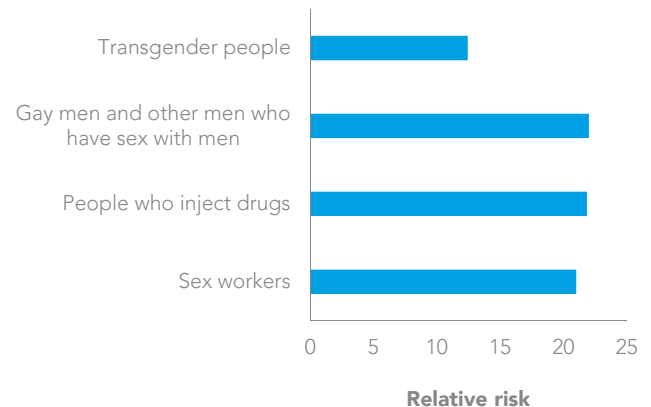
More than half of new infections are among key populations and their sexual partners

Key populations make up a small proportion of the general population, but they are at extremely high risk of HIV infection. Available data suggest that the risk of HIV acquisition among gay men and other men who have sex with men was 22 times higher in 2018 than it was among all adult men. Similarly, the risk of acquiring HIV for people who inject drugs was 22 times higher than for people who do not inject drugs, 21 times higher for sex workers than adults aged 15–49 years, and 12 times higher for transgender people than adults aged 15–49 years (Figure 2.8).

Strong progress in settings with high HIV prevalence in eastern and southern Africa, where HIV is predominantly transmitted within the general population—combined with a mixture of progress and setbacks in lower prevalence regions—has seen the global distribution of new HIV infections in 2018 cross a notable threshold: the majority of global infections were among key populations and their sexual partners. (Figure 2.9)

Gay men and other men who have sex with men accounted for an estimated 17% of new HIV infections globally, including more than half of new HIV infections in western and central Europe and North America, 40%

FIGURE 2.7 Relative risk of HIV acquisition by subpopulations aged 15–49 compared to adults aged 15–49 in the total population, global, 2018



Note 1: Relative risk compares the incidence of two populations. Incidence for sex workers, people who inject drugs and transgender people was estimated and then divided by the global incidence of HIV among adults aged 15–49, estimated using the Spectrum models. Incidence for gay men and other men who have sex with men was estimated and then divided by the global incidence of HIV among male adults aged 15–49.
 Note 2: Transgender people estimates are derived only in the Asia and the Pacific, Caribbean, Latin America, and western and central Europe and North America regions.
 Note 3: Relative risk is interpreted as follows: sex workers have 21 times greater risk of acquiring HIV than adults aged 15–49 in the total population.

Source: UNAIDS special analyses using Spectrum 2019 results and 2019 Global AIDS Monitoring submissions, supplemented by data from published literature.



in Latin America, 30% in Asia and the Pacific, 22% in the Caribbean, 22% in eastern Europe and central Asia, 18% in the Middle East and North Africa, and 17% in western and central Africa.

People who inject drugs accounted for an estimated 12% of global infections, including 41% of new HIV infections in eastern Europe and central Asia, 37% of new infections in the Middle East and North Africa, and 13% in Asia and the Pacific. Sex workers accounted for 6% of global HIV infections, ranging from 14% in western and central Africa to less than 1% in western and central Europe and North America. Transgender women made up a small amount of new HIV infections globally, but they accounted for 5% of new HIV infections in the Caribbean and 4% of new infections in Latin America and western and central Europe and North America. ■

FIGURE 2.8 Distribution of new HIV infections (aged 15–49 years), by population group, global, 2018

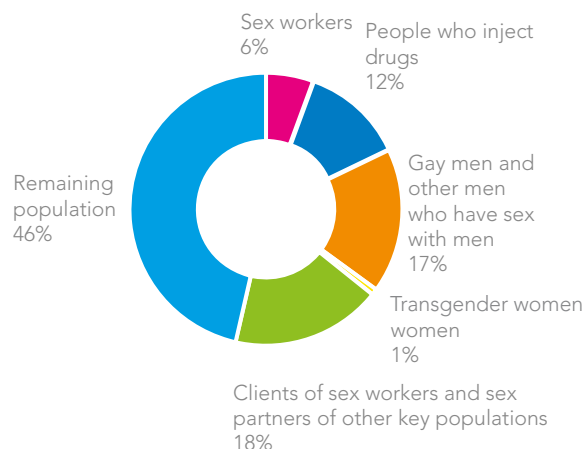


FIGURE 2.9 Distribution of new HIV infections (aged 15–49 years), by population group, eastern and southern Africa, 2018

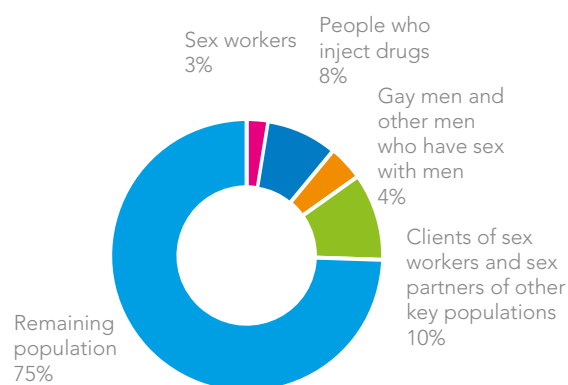
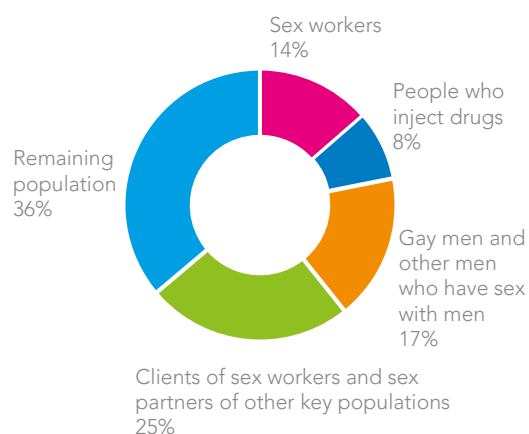


FIGURE 2.10 Distribution of new HIV infections (aged 15–49 years), by population group, western and central Africa, 2018



UNAIDS DATA AVAILABLE AT AIDSinfo

The data in this document are just a sample of the data available from UNAIDS. Additional data presented in spreadsheets, maps and graphs are available at aidsinfo.unaids.org. These include:

- Estimates of new HIV infections, AIDS-related deaths and numbers of people living with HIV by different age groups and by sex.
- Additional Global AIDS Monitoring indicators on prevention, mother-to-child transmission, 90–90–90 targets and stigma and discrimination.
- A Key Population Atlas of maps with the latest available data on key populations at increased risk of HIV infection.
- An HIV financial dashboard that brings together into a single platform more than 85 different indicators on HIV financial resources.
- A database of policy indicators collected from countries using the National Commitments and Policy Instrument.
- Subnational data for selected countries
- Comparable data over multiple years and across countries, which can also be extracted to spreadsheets for further analysis.

FIGURE 2.11 Distribution of new HIV infections (aged 15–49 years), by population group, Asia and the Pacific, 2018

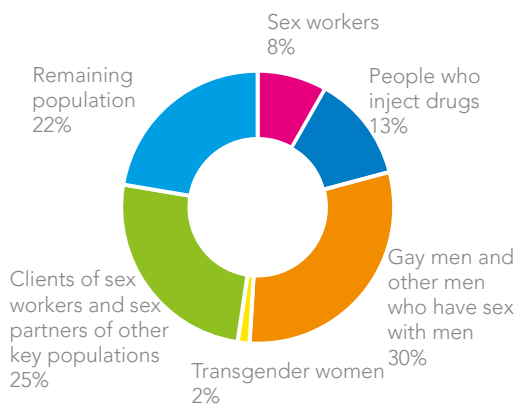


FIGURE 2.12 Distribution of new HIV infections (aged 15–49 years), by population group, Latin America, 2018

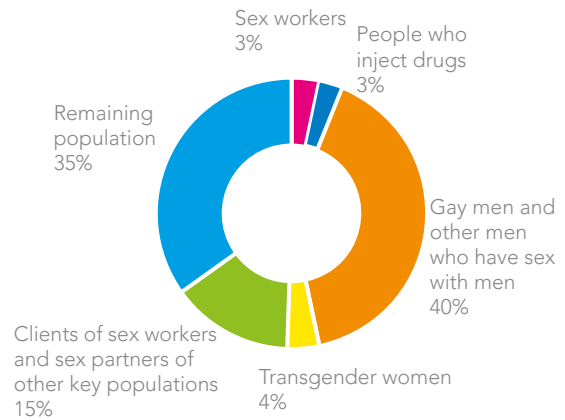


FIGURE 2.13 Distribution of new HIV infections (aged 15–49 years), by population group, Caribbean, 2018

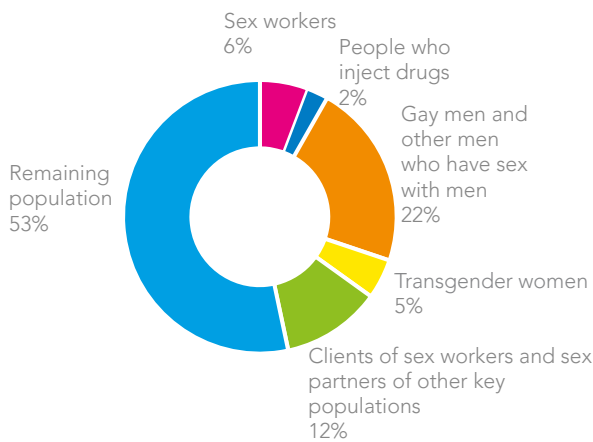


FIGURE 2.14 Distribution of new HIV infections (aged 15–49 years), by population group, Middle East and North Africa, 2018

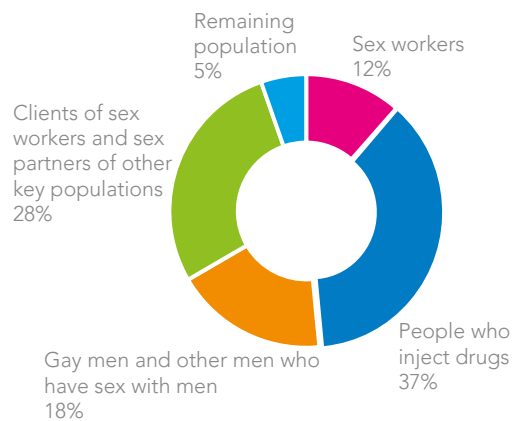


FIGURE 2.15 Distribution of new HIV infections (aged 15–49 years), by population group, eastern Europe and central Asia, 2018

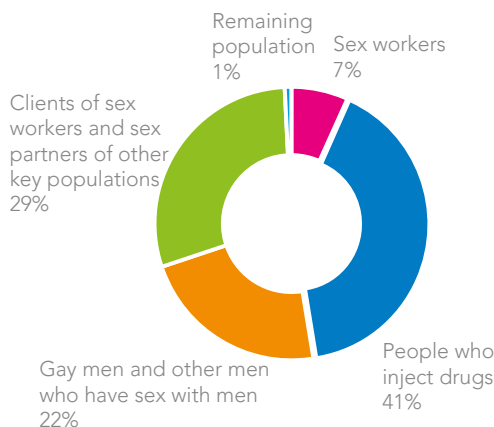
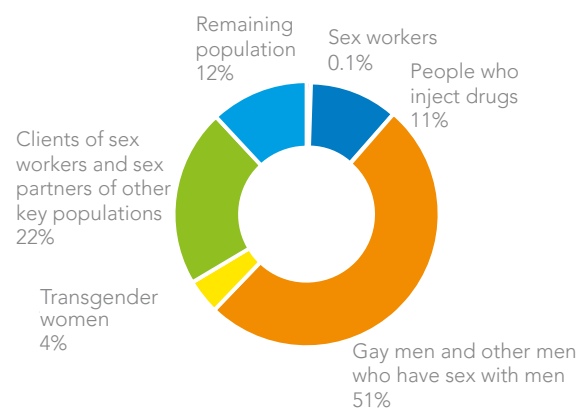


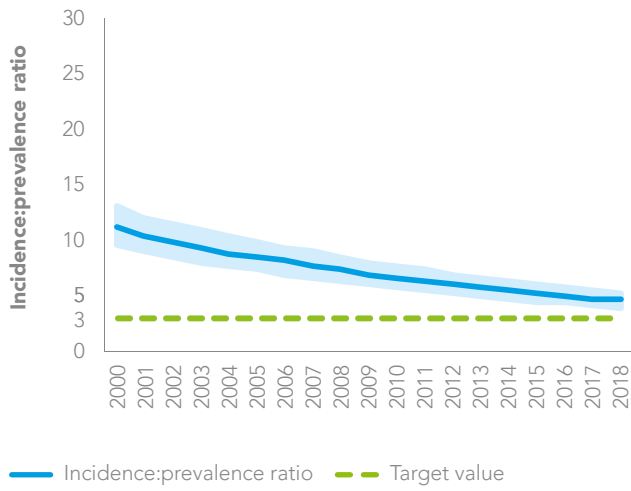
FIGURE 2.16 Distribution of new HIV infections (aged 15–49 years), by population group, western and central Europe and North America, 2018



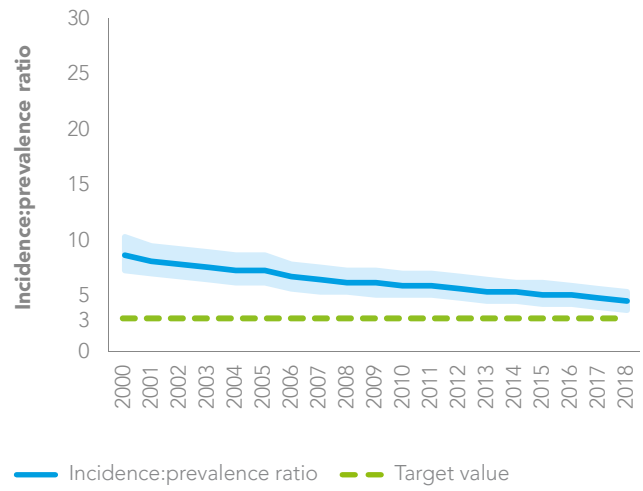
Source: UNAIDS special analysis, 2019.

FIGURE 2.17 Ratio of new infections to people living with HIV, global and by region (incidence:prevalence ratio), 2000–2018

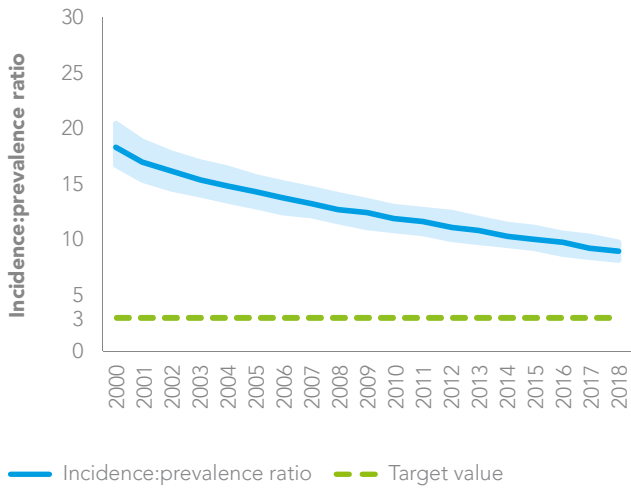
Global



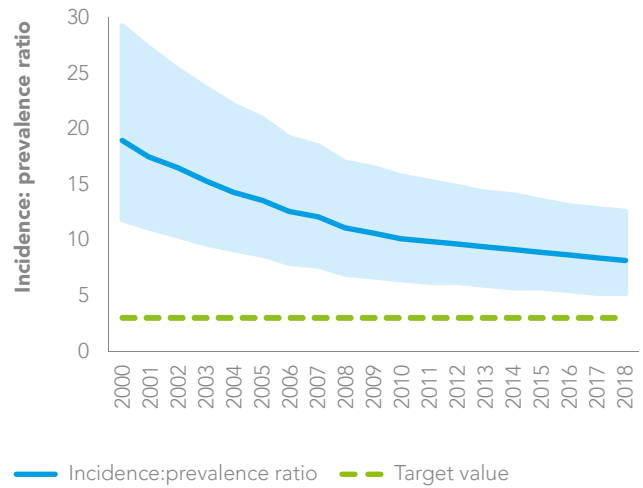
Caribbean



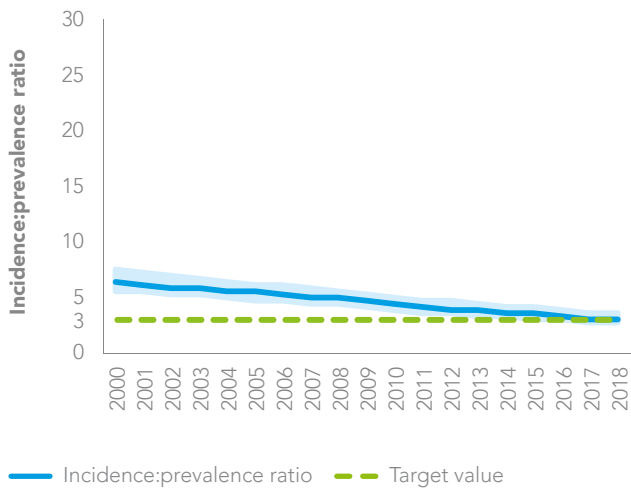
Eastern Europe and central Asia



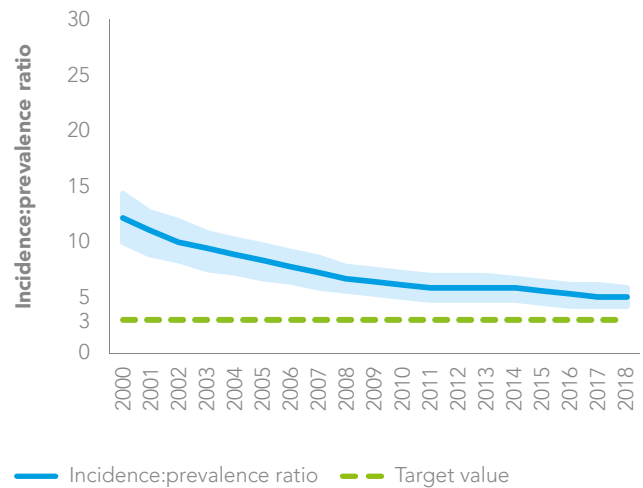
Middle East and North Africa



Western and central Europe and North America



Asia and the Pacific



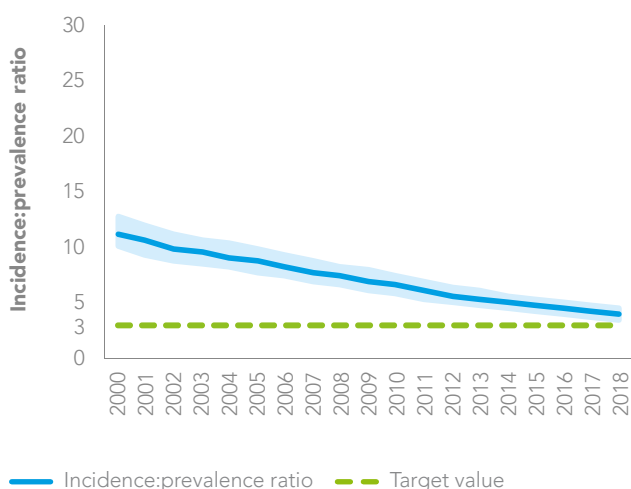
Epidemic transition

Recent trends in new HIV infections and AIDS-related mortality can only show part of the story of a country or regional HIV response. For example, the 2010 baseline for 2020 targets hides strong gains made by many countries before 2010 (compared to countries that scaled up their HIV responses more recently). Epidemic transition metrics have been developed by UNAIDS and its partners as complementary measures that countries can use to better track their progress towards ending AIDS as a public health threat.

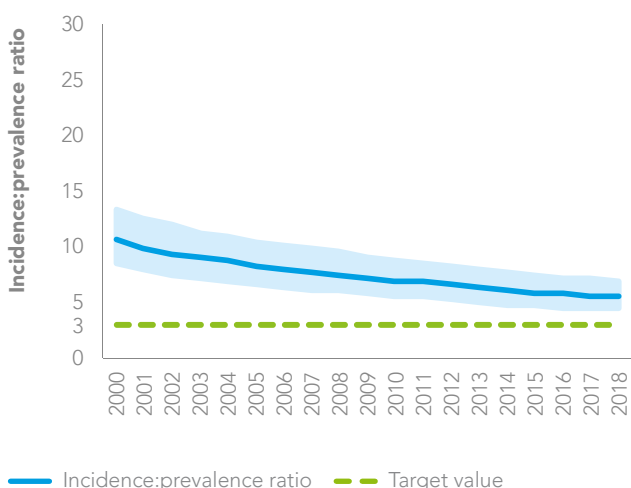
One such metric, the incidence-prevalence ratio, uses the number of new HIV infections and the number of people living with HIV within a population to produce the inverse of the average duration of time a person lives with HIV in an epidemic that remains stable over many years. An epidemic transition benchmark of 3.0%—three HIV infections per 100 people living with HIV per year—corresponds to an average life expectancy after infection of 30 years (1). At this average life expectancy, the total population of people living with HIV will gradually fall if the country is below the 3% benchmark. However, if the number of new infections per 100 people living with HIV per year is greater than three, the population of people living with HIV will grow over time. The 3.0% benchmark thus combines two desirable conditions: long, healthy lives among people living with HIV and reductions in new infections.

The global incidence-prevalence ratio has declined from 11.2% in 2000 to 6.6% in 2010 to 4.6% in 2018, reinforcing the conclusion that important progress has been made against the epidemic. Despite this, the world is not yet on track to end AIDS as a public health threat by 2030. Western and central Europe and North America, where treatment coverage is generally high and a comprehensive set of HIV prevention options are available to a large percentage of people at risk of HIV, had an incidence-prevalence ratio of 3.1% in 2018, meaning that the UNAIDS benchmark has nearly been met in this high-income region. Performance in other regions ranged from 3.9% in eastern and southern Africa, 4.6% in the Caribbean, 5.4% in both Latin America and Asia and the Pacific, 5.5% in western and central Africa, 8.0% in the Middle East and North Africa, and 9.0% in eastern Europe and central Asia (Figure 2.18).

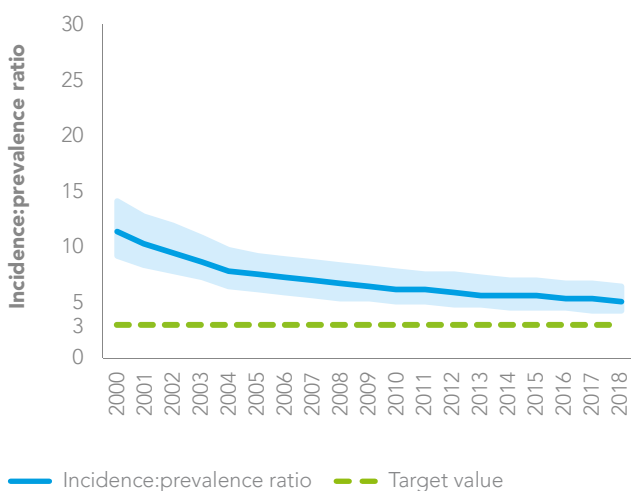
Eastern and southern Africa



Western and central Africa



Latin America



Source: UNAIDS 2019 estimates.

TABLE 2.1 Incidence:prevalence ratio, by country, 2018

0–2.99	Botswana, Burkina Faso, Burundi, Cambodia, Denmark, El Salvador, Germany, Italy, Kenya, Mauritania, Nepal, Norway, Portugal, Rwanda, Singapore, Spain, Thailand, Viet Nam, Zimbabwe
3.0–4.99	Argentina, Australia, Bahamas, Cameroon, Cabo Verde, Central African Republic, Colombia, Côte d'Ivoire, Democratic Republic of the Congo, Dominican Republic, Eritrea, Estonia, Eswatini, Ethiopia, France, Gabon, Guatemala, Guyana, Haiti, Honduras, Israel, Japan, Lao People's Democratic Republic, Lesotho, Liberia, Libya, Luxembourg, Malawi, Mexico, Morocco, Myanmar, Namibia, New Zealand, Nicaragua, Niger, Panama, Papua New Guinea, Peru, Romania, Senegal, Somalia, South Africa, Sri Lanka, Suriname, Togo, Uganda, United Republic of Tanzania, Zambia
5.0–9.99	Algeria, Angola, Armenia, Barbados, Belarus, Belize, Benin, Bhutan, Bolivia (Plurinational State of), Bosnia and Herzegovina, Brazil, Chad, Chile, Congo, Costa Rica, Croatia, Cuba, Djibouti, Ecuador, Equatorial Guinea, Finland, Gambia, Georgia, Ghana, Guinea, Guinea-Bissau, Hungary, Iceland, Indonesia, Iran (Islamic Republic of), Ireland, Jamaica, Jordan, Kuwait, Kyrgyzstan, Latvia, Lebanon, Malaysia, Mali, Mauritius, Mongolia, Mozambique, Nigeria, Oman, Paraguay, Republic of Moldova, Serbia, Sierra Leone, South Sudan, Sudan, Syrian Arab Republic, Tajikistan, Tunisia, Ukraine, Uruguay, Yemen
10 and above	Afghanistan, Bangladesh, Bulgaria, Egypt, Kazakhstan, Madagascar, Montenegro, North Macedonia, Pakistan, Philippines, Uzbekistan

Source: UNAIDS 2019 estimates.

Eighteen countries achieved the 3.0% benchmark (Table 2.1), suggesting that the HIV responses in these countries are on the path to ending the AIDS epidemic. The diversity of regions, income levels and epidemics within these countries should be cause for hope: hyper-epidemics, such as those in Botswana and Zimbabwe, are being brought under control, as are a range of more concentrated epidemics. Another 48 countries have incidence-prevalence ratios between 3.0% and 4.9%, suggesting considerable progress.

Less encouraging are the number of countries that remain at 5.0% or above: in total, there are 70 such countries, including 13 that have a ratio above 10.0%—a level that is associated with increasing HIV infections and large percentages of people living with HIV in these countries being denied antiretroviral therapy. ■

REFERENCES

1. UNAIDS Science Panel. Making the end of AIDS real: consensus building around what we mean by “epidemic control.” Geneva: UNAIDS; 2018 (http://www.unaids.org/sites/default/files/media_asset/glion_oct2017_meeting_report_en.pdf, accessed 4 July 2019).

GLOBAL AND REGIONAL DATA

Global summary of the AIDS epidemic | 2018

Number of people living with HIV	Total	37.9 million	[32.7 million–44.0 million]
	Adults	36.2 million	[31.3 million–42.0 million]
	Women (15+ years)	18.8 million	[16.4 million–21.7 million]
	Children (<15 years)	1.7 million	[1.3 million–2.2 million]

People newly infected with HIV in 2018	Total	1.7 million	[1.4 million–2.3 million]
	Adults	1.6 million	[1.2 million–2.1 million]
	Children (<15 years)	160 000	[110 000–260 000]

AIDS-related deaths in 2018	Total	770 000	[570 000–1.1 million]
	Adults	670 000	[500 000–920 000]
	Children (<15 years)	100 000	[64 000–160 000]

Global estimates for adults and children | 2018

People living with HIV	37.9 million	[32.7 million–44.0 million]
-------------------------------	---------------------	-----------------------------

New HIV infections in 2018	1.7 million	[1.4 million–2.3 million]
-----------------------------------	--------------------	---------------------------

AIDS-related deaths in 2018	770 000	[570 000–1.1 million]
------------------------------------	----------------	-----------------------

About 5000 new HIV infections (adults and children) a day | 2018

- About 61% are in sub-Saharan Africa
- About 500 are among children under 15 years of age
- About 4400 are among adults aged 15 years and older, of whom:
 - almost 47% are among women
 - about 32% are among young people (15–24)
 - about 20% are among young women (15–24)

Global estimates for children (<15 years) | 2018

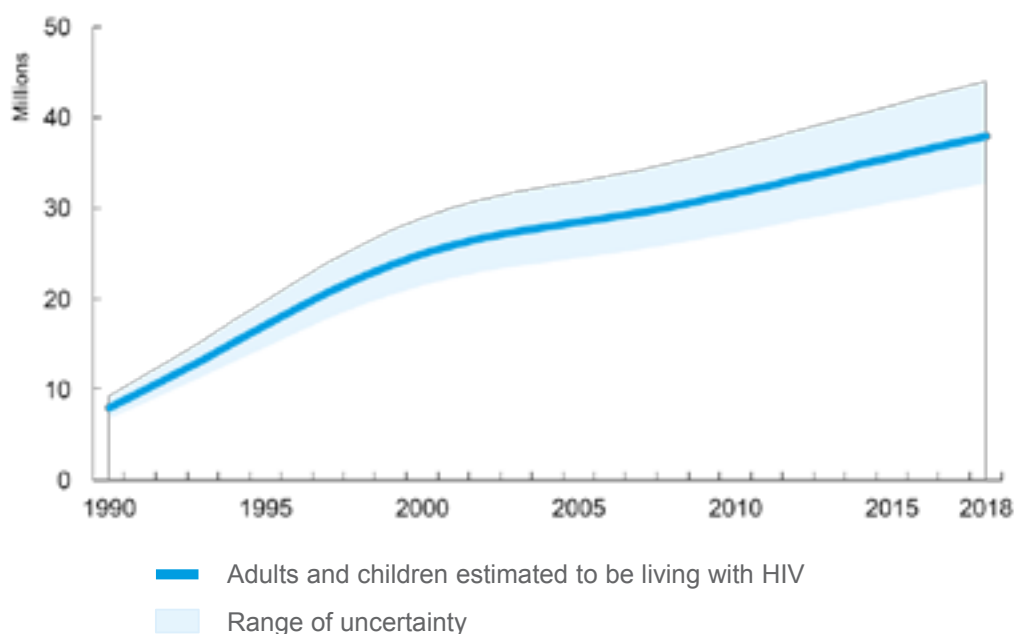
Children living with HIV	1.7 million	[1.3 million–2.2 million]
New HIV infections in 2018	160 000	[110 000–260 000]
AIDS-related deaths in 2018	100 000	[64 000–160 000]

Regional HIV and AIDS statistics and features | 2018

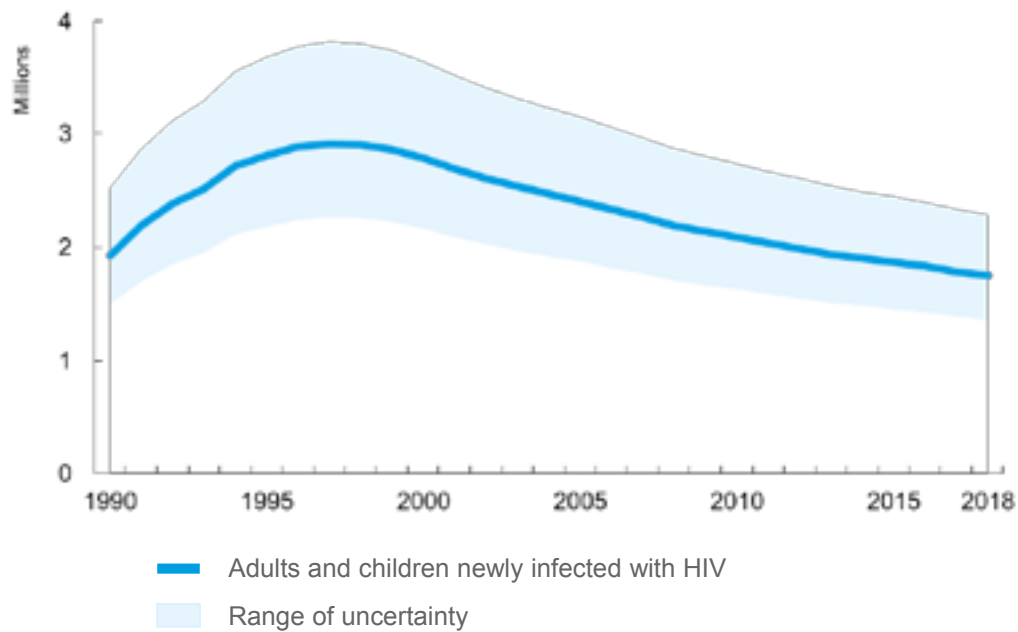
	Adults and children living with HIV	Adults and children newly infected with HIV	Adult and child deaths due to AIDS
Eastern and southern Africa	20.6 million [18.2 million–23.2 million]	800 000 [620 000–1.0 million]	310 000 [230 000–400 000]
Western and central Africa	5.0 million [4.0 million–6.3 million]	280 000 [180 000–420 000]	160 000 [110 000–230 000]
Middle East and North Africa	240 000 [160 000–390 000]	20 000 [8500–40 000]	8400 [4800–14 000]
Asia and the Pacific	5.9 million [5.1 million–7.1 million]	310 000 [270 000–380 000]	200 000 [160 000–290 000]
Latin America	1.9 million [1.6 million–2.4 million]	100 000 [79 000–130 000]	35 000 [25 000–46 000]
Caribbean	340 000 [290 000–390 000]	16 000 [11 000–24 000]	6700 [5100–9100]
Eastern Europe and central Asia	1.7 million [1.5 million–1.9 million]	150 000 [140 000–160 000]	38 000 [28 000–48 000]
Western and central Europe and North America	2.2 million [1.9 million–2.4 million]	68 000 [58 000–77 000]	13 000 [9400–16 000]
TOTAL	37.9 million [32.7 million–44.0 million]	1.7 million [1.4 million–2.3 million]	770 000 [570 000–1.1 million]

The ranges around the estimates in this table define the boundaries within which the actual numbers lie, based on the best available information.

Adults and children estimated to be living with HIV | 1990–2018



Adults and children newly infected with HIV | 1990–2018



Adult and child deaths due to AIDS | 1990–2018

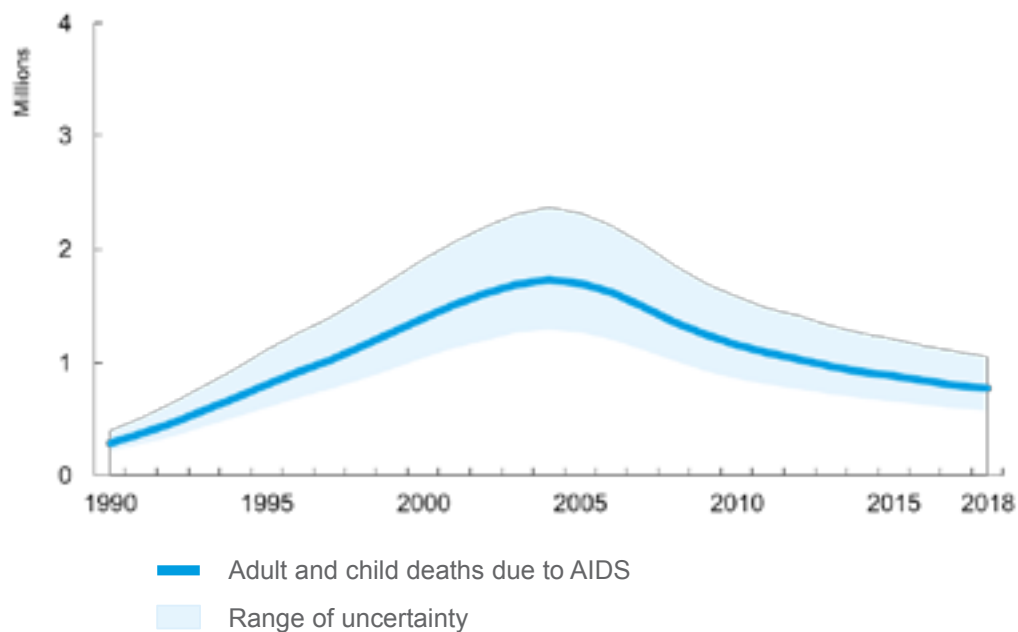
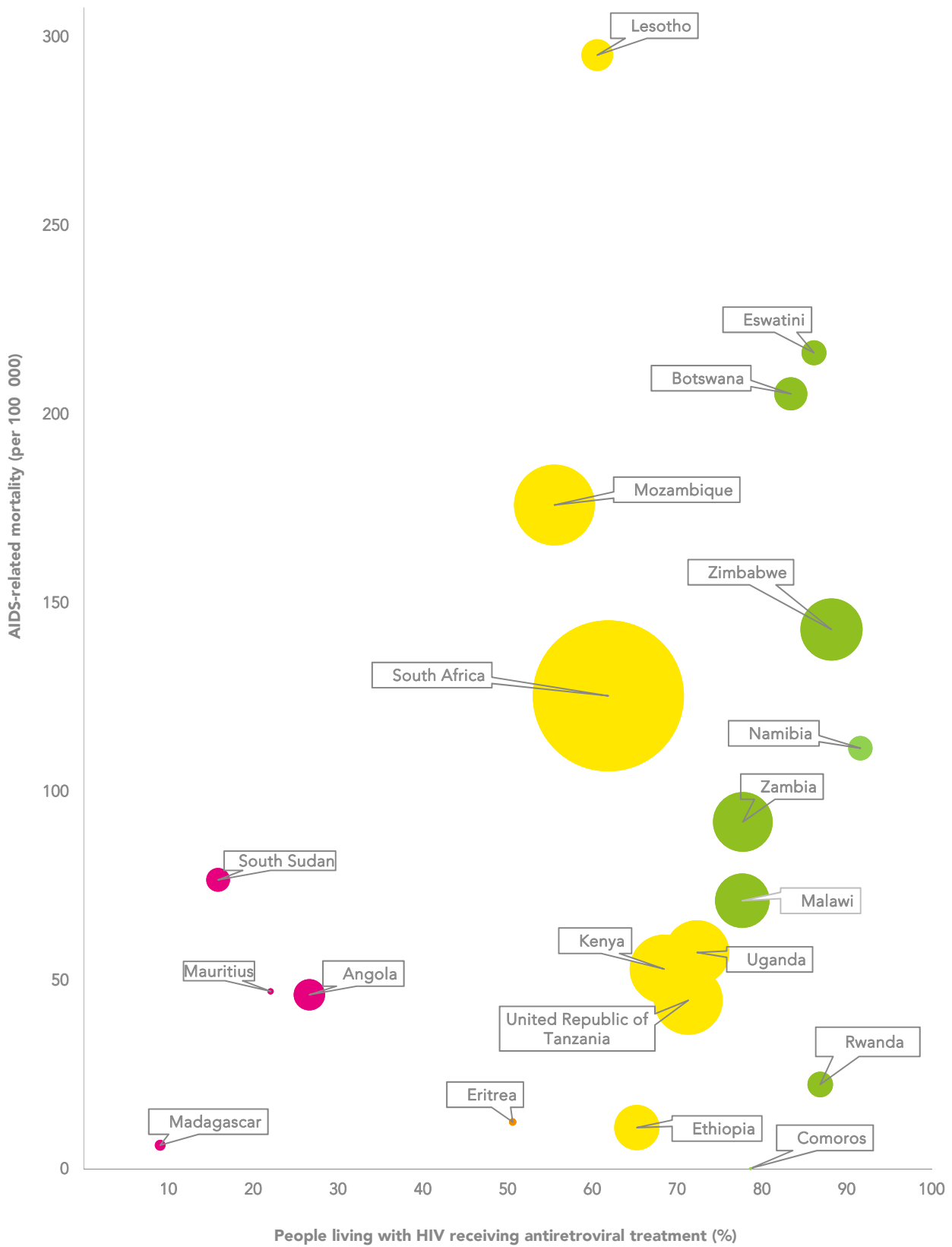


FIGURE 10.1 Antiretroviral therapy coverage and AIDS-related mortality among people living with HIV, eastern and southern Africa



Antiretroviral therapy coverage: ■ 75% and above ■ 55-74% ■ 30-54% ■ Less than 30%

Note: Size of bubble is proportional to size of population of people living with HIV.

Source: UNAIDS 2019 estimates.

EASTERN AND SOUTHERN AFRICA

AT A GLANCE

The region has seen rapid declines in new HIV infections and AIDS-related deaths in recent years. However, progress is fragile, and it varies considerably within the region.

Linkage to care is the biggest gap to achieving the 90–90–90 targets, but retention on treatment of people living with HIV is an increasing challenge.

Gender inequalities, gender-based violence and other harmful sociocultural practices continue to make adolescent girls and young women more vulnerable to HIV.

In addition to a persistent lack of data on key populations, punitive laws that target those populations are hampering efforts to leave no one behind.

Innovations in service delivery—and efforts to address structural factors that impede access to services—are needed for health and HIV services to reach more men and boys.

While eastern and southern Africa as a whole has made strong progress in the expansion of antiretroviral therapy, coverage varies dramatically among countries, from 9% in Madagascar to 92% in Namibia. The impact of treatment on AIDS-related mortality has been strongest in the countries with higher coverage (Figure 10.1). Countries with comparatively low coverage—including Angola, Madagascar, Mauritius and the South Sudan—need to accelerate their HIV testing and treatment programmes.

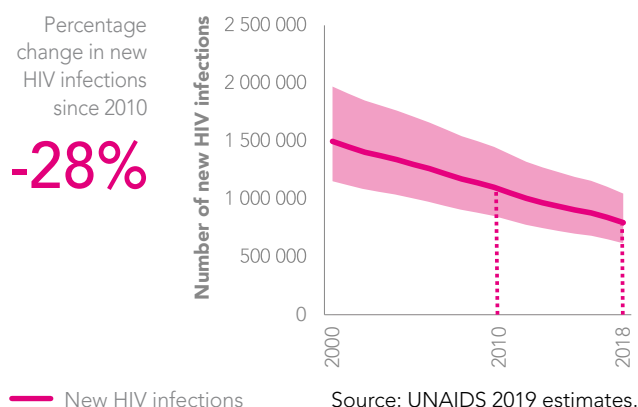
There are challenges to retaining people living with HIV in treatment adherence, with an unacceptable

number lost to follow-up after initiating treatment. Investments are being made into strengthening health systems and delivering universal health coverage. In order to achieve success in the delivery of HIV services and broader health care to achieve the health-related Sustainable Development Goals, these efforts must be well-coordinated.

While the region has had some success in reducing new HIV infections among adolescent girls and young women, large disparities still exist between young women and men of the same age. HIV prevalence remains extremely high among all key populations. ■

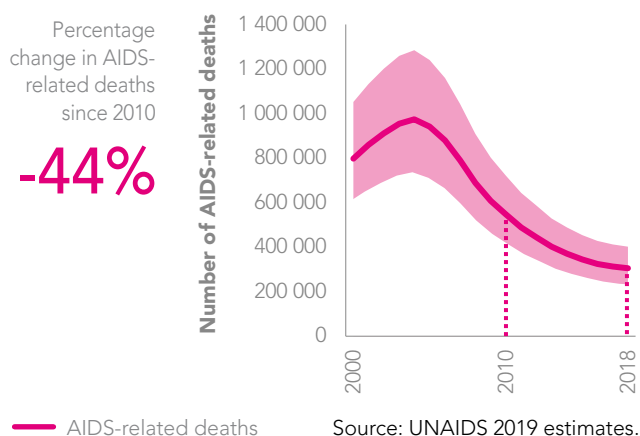
STATE OF THE EPIDEMIC

FIGURE 10.2 Number of new HIV infections, eastern and southern Africa, 2000–2018



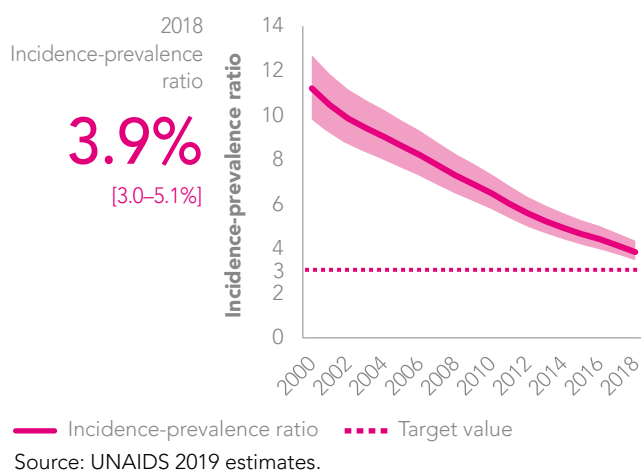
An estimated 800 000 [620 000–1 000 000] people acquired HIV in eastern and southern Africa in 2018, a decrease of 28% from the number of new HIV infections in 2010 (Figure 10.2). Young women (aged 15–24 years) accounted for 26% of new HIV infections in the region, and an estimated one quarter (25%) of new infections were among key populations and their sexual partners (Figure 10.7). A number of countries showed strong declines in new infections between 2010 and 2018, such as Comoros, Rwanda, South Africa and Uganda, but new infections increased in other countries, such as Angola, Madagascar and the South Sudan (Figure 10.5).

FIGURE 10.3 Number of AIDS-related deaths, eastern and southern Africa, 2000–2018



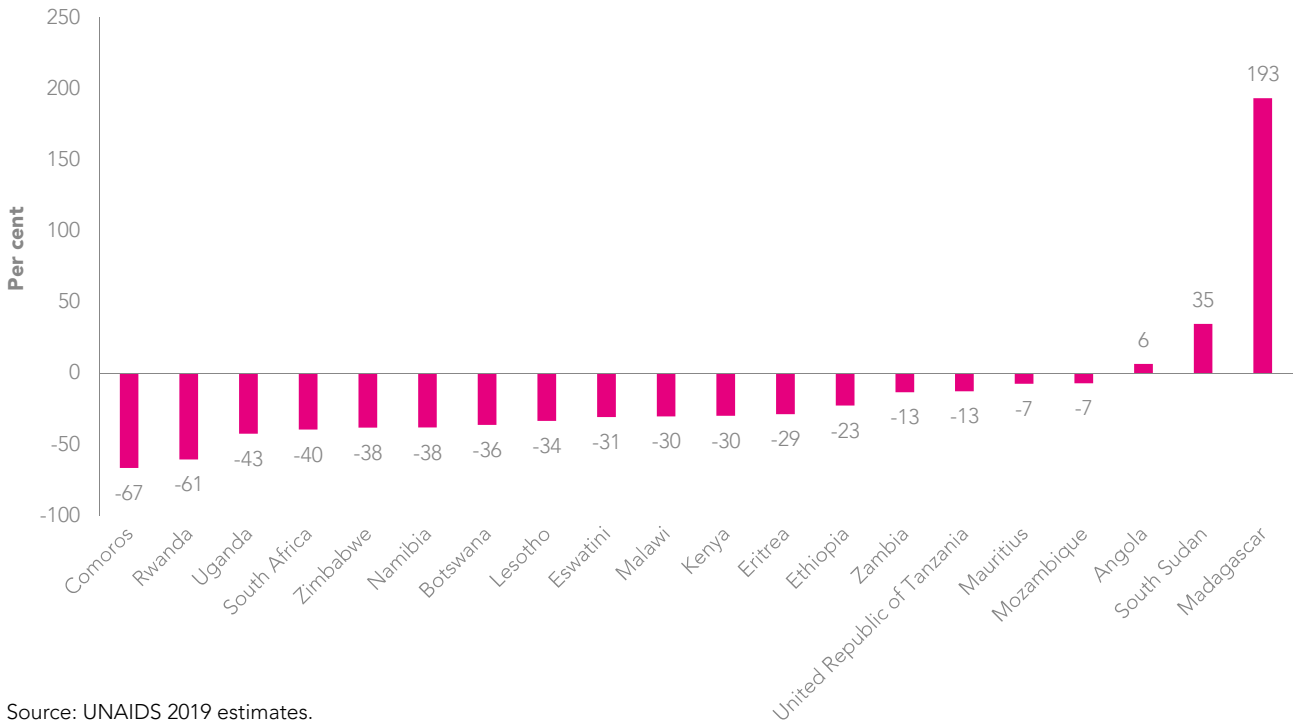
In 2018, there were 310 000 [230 000–400 000] AIDS related deaths in the region, a 44% decrease since 2010 (Figure 10.3). Five countries had a decline in AIDS-related deaths of greater than 50% during the eight-year period: Kenya, Malawi, South Africa, Uganda and Zimbabwe. The region's incidence-prevalence ratio was 3.9% [3.0–5.1%] in 2018, a considerable decline from 6.5% [5.0–8.5%] in 2010 (Figure 10.4).

FIGURE 10.4 Incidence-prevalence ratio, eastern and southern Africa, 2000–2018



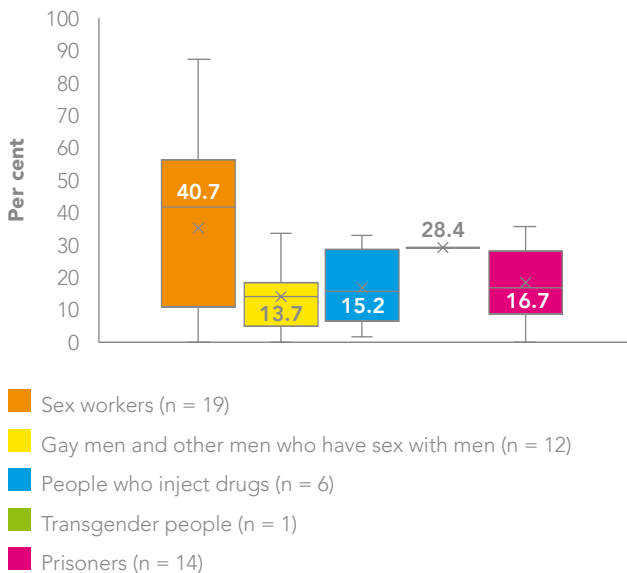
Ten of the 19 countries with data reported since 2014 had an HIV prevalence in excess of 40% among sex workers, including an alarming 85% prevalence in Uganda. The most recent data on HIV prevalence among people who inject drugs exceeded 20% in half of the six reporting countries. Among gay men and other men who have sex with men, HIV prevalence was more than 30% in two of 12 countries with data since 2014, and more than 12% in another five countries. Among 14 countries that reported data, median HIV prevalence among prisoners was 16.7%, and among transgender people in Mauritius—the only country in the region to report epidemiological data on this key population—HIV prevalence was 28.4% in 2017. ■

FIGURE 10.5 Percentage change in new HIV infections, by country, eastern and southern Africa, 2010–2018



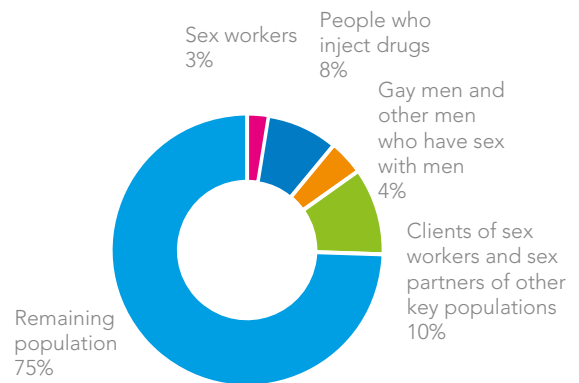
Source: UNAIDS 2019 estimates.

FIGURE 10.6 HIV prevalence among key populations, eastern and southern Africa, 2014–2018



Source: Global AIDS Monitoring, 2014–2018.

FIGURE 10.7 Distribution of new HIV infections (aged 15–49 years), by population group, eastern and southern Africa, 2018



Source: UNAIDS special analysis, 2019.

TABLE 10.1 Estimated size of key populations, eastern and southern Africa, 2018

Country	National adult population (15+)	Sex workers	Sex workers as per cent of adult population (15+)	Gay men and other men who have sex with men	Gay men and other men who have sex with men as per cent of adult population (15+)	People who inject drugs	People who inject drugs as per cent of adult population (15+)	Transgender people	Transgender people as per cent of adult population (15+)	Prisoners	Prisoners as per cent of adult population (15+)
Kenya	30 540 000										
Lesotho	1 464 000										
Madagascar	15 584 000										
Malawi	10 782 000									15 000	0.14
Seychelles	75 000										
South Africa	40 879 000										
Uganda	23 286 000										

■ National population size estimate
■ Local population size estimate
■ Insufficient data
■ No data

The regions for which the local population size estimate refers are as follows:

Lesotho: Butha Buthe, Mafeteng, Maseru and Leribe.

South Africa: Cape Town Metro, Durban Metro and Johannesburg Metro.

Sources: Global AIDS Monitoring, 2018; United Nations, Department of Economic and Social Affairs, Population Division. World population prospects: the 2017 revision. 2018 (custom data acquired via website).

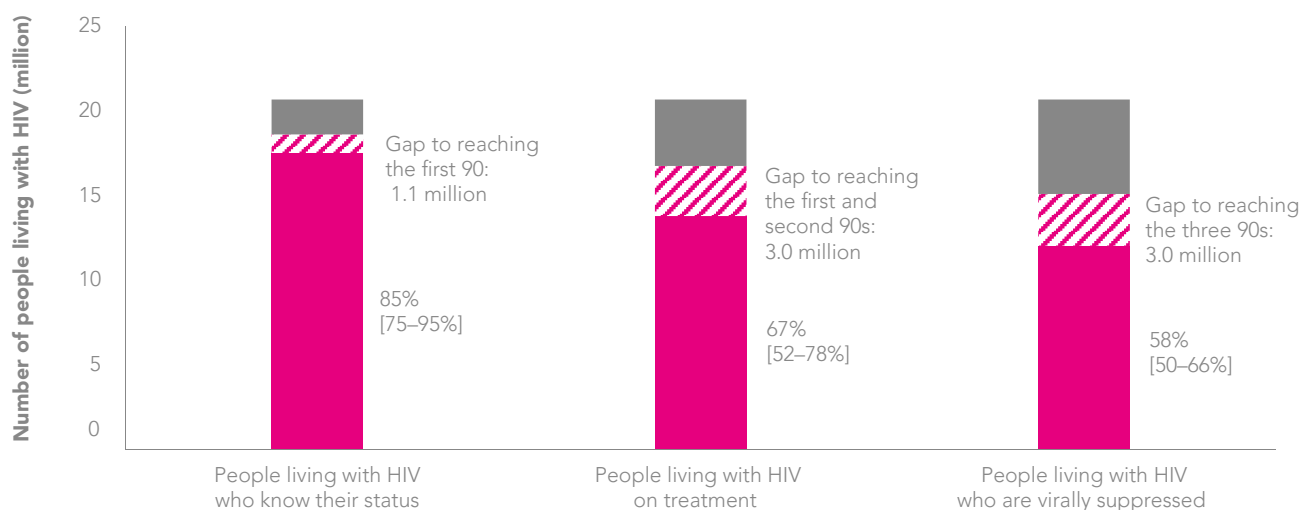


Babongile Luhlongwane, a community health agent, walks to deliver HIV information and services to rural residents in Eshowe, South Africa.

Credit: Gred Lomas/Médecins Sans Frontières

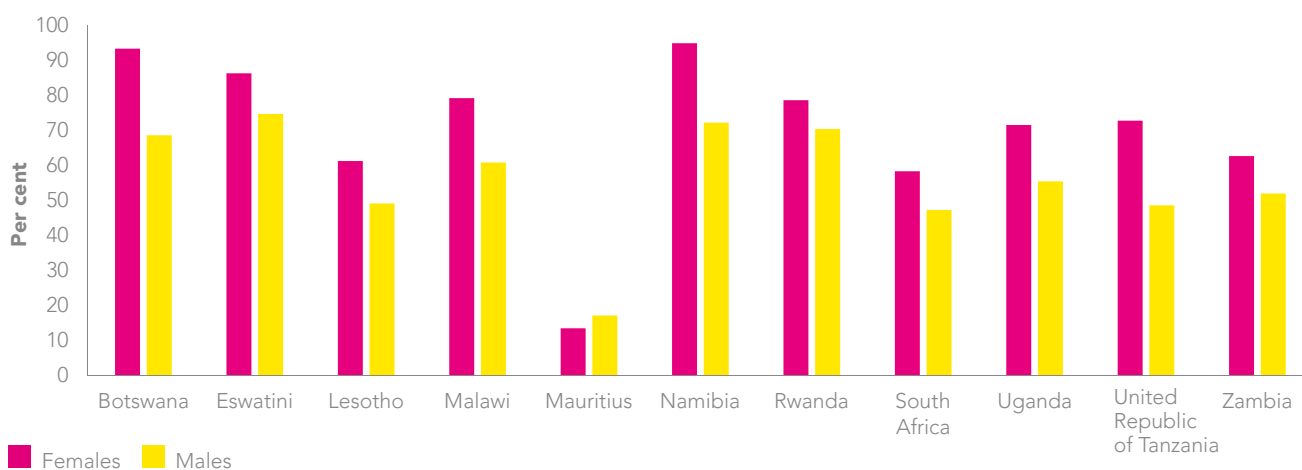
THE CASCADE FROM HIV TESTING TO VIRAL SUPPRESSION

FIGURE 10.8 HIV testing and treatment cascade, eastern and southern Africa, 2018



Source: UNAIDS special analysis, 2019; see annex on methods for more details.

FIGURE 10.9 Viral load suppression among adults (aged 15 years and older) living with HIV, by sex, eastern and southern Africa, 2018



Source: UNAIDS special analysis, 2019.

Of the region’s estimated 20.6 million [18.2 million–23.2 million] people living with HIV, the proportion who knew their status increased from 77% [68–87%] in 2015 to 85% [75–95%] in 2018. An estimated 67% [52–78%] of people living with HIV were on treatment (up from 53% [41–61%] in 2015), while 58% [50–66%] were virally suppressed (up from 43% [37–50%] in 2015). The gap to reaching the first 90 stood at 1.1 million, while an

additional 3 million people needed to access treatment in order to reach the first and second 90s. An additional 3 million people living with HIV needed to achieve viral suppression to reach all three 90s (Figure 10.8). Linkage to care represents the single greatest challenge to achieving the 90–90–90 targets, but efforts to achieve viral suppression among people on treatment is growing in importance.

TABLE 10.2 90–90–90 country scorecard, eastern and southern Africa, 2018

	First 90: percentage of people living with HIV who know their HIV status			Second 90: percentage of people living with HIV who know their status and who are on treatment			Third 90: percentage of people living with HIV on treatment who have suppressed viral loads			Viral load suppression: percentage of people living with HIV who are virally suppressed		
	All ages	Women (15 years and older)	Men (15 years and older)	All ages	Women (15 years and older)	Men (15 years and older)	All ages	Women (15 years and older)	Men (15 years and older)	All ages	Women (15 years and older)	Men (15 years and older)
Eastern and southern Africa	85	88	82	79	82	72	87	89	86	58	64	50
Angola	42	47	44	63	59	69						
Botswana	91	>95	89	92	>95	80	>95	>95	>95	>95	93	69
Comoros	86	78	>95	91	80	>95	86			68		
Eritrea	82	85	87	62	62	57	77			39		
Eswatini	92	93	93	93	>95	85	94	95	94	81	86	75
Ethiopia	79	79	81	83	82	82						
Kenya	89	94	88	77	80	67						
Lesotho	86	89	82	71	73	66	93	95	91	57	61	49
Madagascar	11	21	7	84	75	>95						
Malawi	90	94	89	87	92	76	89	92	89	69	79	61
Mauritius	22	19	23	>95	>95	>95	73	70	74	16	13	17
Mozambique	72	80	61	77	79	69						
Namibia	91	95	87	>95	>95	88	95	>95	94	87	>95	72
Rwanda	94	>95	95	93	95	88	85	87	84	74	79	70
Seychelles				72			91					
South Africa	90	93	88	68	71	63	87	89	85	54	58	47
South Sudan	24	28	22	66	67	62						
Uganda	84	85	84	87	93	75	88	90	88	64	72	55
United Republic of Tanzania	78	82	73	92	>95	77	87	89	86	62	73	49
Zambia	87	88	87	89	95	79	75	75	75	59	63	52
Zimbabwe	90	94	86	>95	>95	>95						

90–90–90: ■ 90% and above ■ 85–89% ■ 70–84% ■ 50–69% ■ Less than 50%

Viral load suppression: ■ 73% and above ■ 65–72% ■ 40–64% ■ 25–39% ■ Less than 25%

Source: UNAIDS special analysis, 2019.

Progress varies significantly among countries in the region. Botswana, Eswatini and Namibia have achieved the three 90s, while Rwanda has achieved the first two 90s and is closing in on the third (Table 10.2). Despite this, progress is alarmingly slow. Knowledge

of status was below 25% in three countries, and in eight countries, no data were available on viral suppression. Viral load suppression varies across the countries in the region that have available data, and it was generally higher among women than among men (Figure 10.9). ■

A COMBINATION APPROACH TO PREVENTION

Higher risk sex among adolescents and young people—alongside laws requiring parental consent for adolescents to access sexual and reproductive health services—continues to impact the region’s epidemic. Approximately eight in 10 sexually active adolescent boys and young men (and three in 10 sexually active adolescent girls and young women) reported having sex with a nonmarital, noncohabiting partner in the last year. In most countries, too few young people reported using condoms during such higher risk sex, and in all countries but Lesotho, a lower proportion of young women than young men reported doing so. A higher proportion of young men than young women reported having sex before the age of 15.

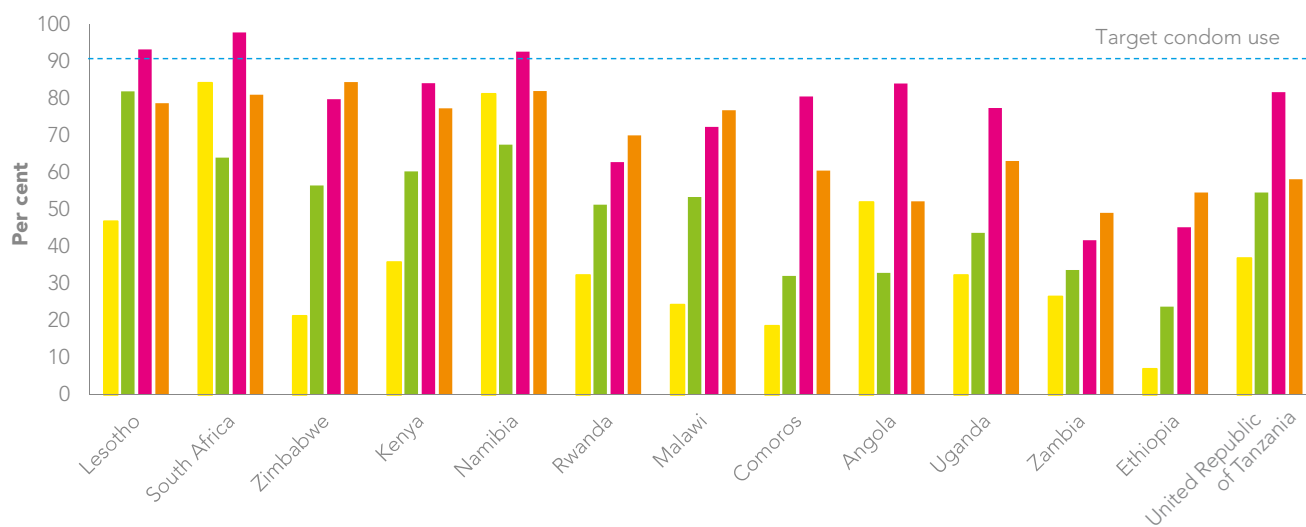
The prevalence of male circumcision is high in the countries and provinces prioritized for voluntary medical male circumcision (VMMC). Over 70% of adult men (aged 15–49 years) are circumcised in

the Gambela region of Ethiopia, Lesotho, the Nyanza province of Kenya and the United Republic of Tanzania (Figure 10.12). In Zimbabwe, fewer than one in four adult men (aged 15–49 years) was circumcised. In 2018, more than 4.1 million VMMCs were performed in the region.

An estimated 84 000 people in the region took pre-exposure prophylaxis (PrEP) at least once in 2018; 37% of them resided in Kenya.¹ Effective expansion of PrEP provision requires attracting people at high risk of HIV infection, supporting correct use and adherence, and strengthening other aspects of sexual and primary health care.

Very few data are available on the coverage of prevention services for members of key populations. ■

FIGURE 10.10 Condom use at last higher risk sex with a nonmarital, noncohabiting partner by young people aged 15–24 years, 2012–2018

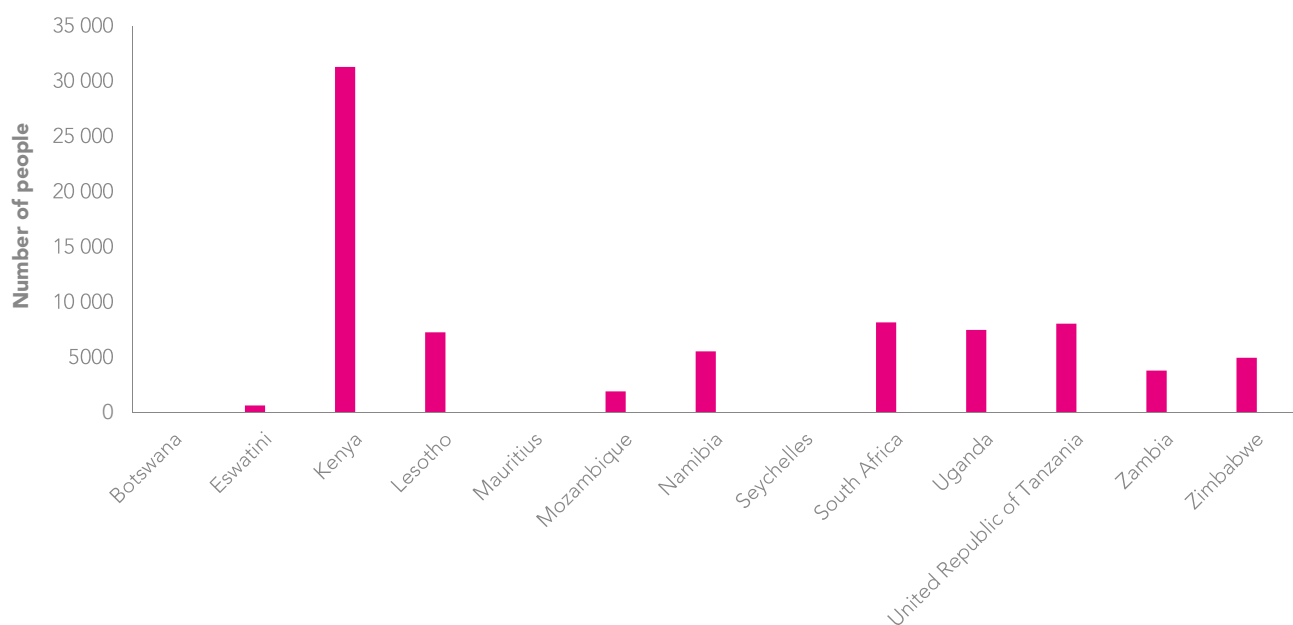


- Sexually active adolescent girls and young women reporting higher risk sex with a nonmarital, noncohabiting partner in the last 12 months
- Condom use of adolescent girls and young women at last higher risk sex with a nonmarital, noncohabiting partner
- Sexually active adolescent boys and young men reporting higher risk sex with a nonmarital, noncohabiting partner in the last 12 months
- Condom use of adolescent boys and young men at last higher risk sex with a nonmarital, noncohabiting partner

Source: Population-based surveys, 2012–2018.

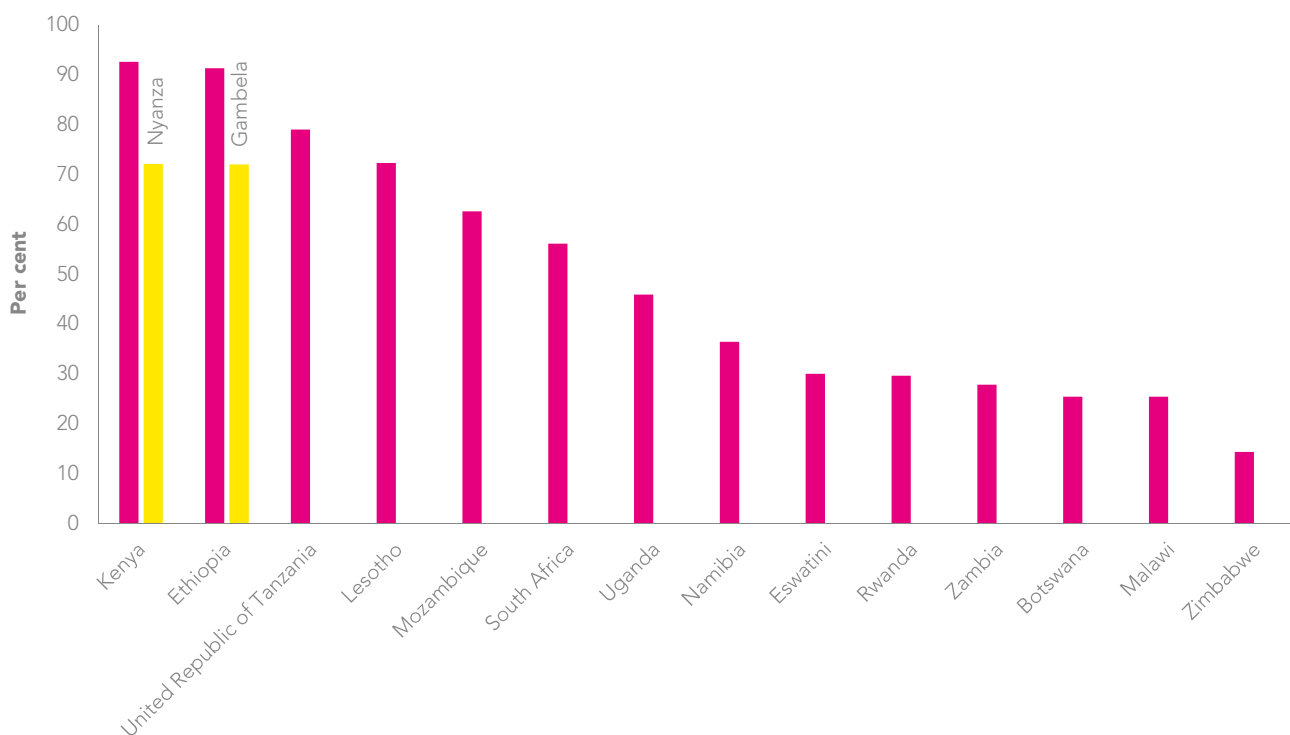
¹ This figure does not include people who obtained PrEP by private means, including through online purchasing.

FIGURE 10.11 Number of people taking PrEP at least once during 2018, eastern and southern Africa, 2018



Source: 2019 Global AIDS Monitoring; and PEPFAR Monitoring, Evaluation, and Reporting Database. In: amfAR.org [Internet]. amfAR; c2019 (https://mer.amfar.org/?_ga=2.96796184.623148132.1561384951-1316132509.1561384951, accessed 20 June 2019).

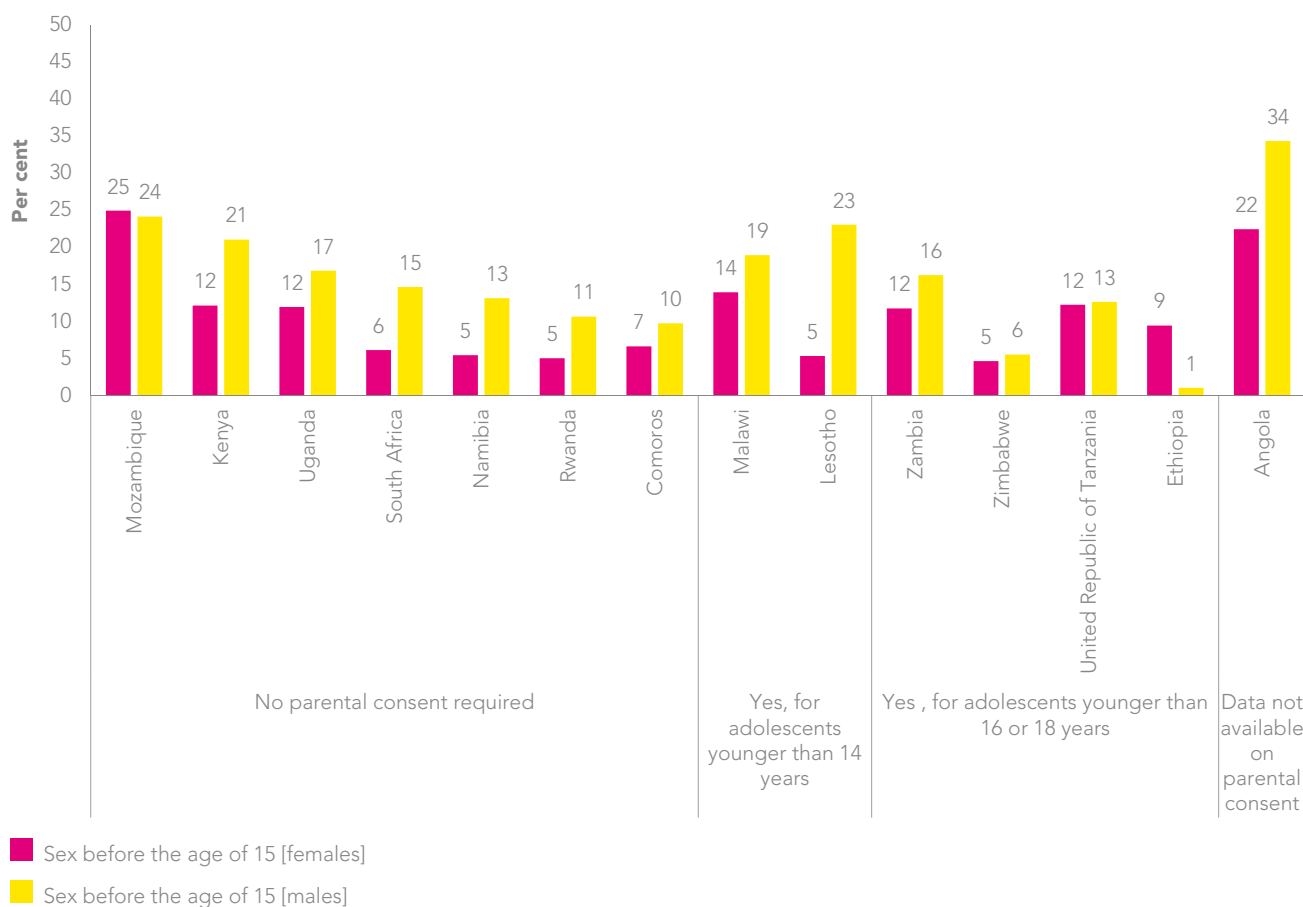
FIGURE 10.12 Prevalence of male circumcision (aged 15–49 years), by country (province), eastern and southern Africa, 2013–2017



Note: Surveys included are: Kenya (2014), Nyanza (Kenya) (2014), Ethiopia (2016), Gambela (Ethiopia) (2016), the United Republic of Tanzania (2017), Lesotho (2014), Mozambique (2015), South Africa (2017), Uganda (2016), Namibia (2017), Eswatini (2016), Rwanda (2014), Zambia (2016), Botswana (2013), Malawi (2016) and Zimbabwe (2016).

Source: Population-based surveys, 2013–2017.

FIGURE 10.13 Proportion of young people reporting sex before the age of 15 years and corresponding parental consent policies regarding young people’s access to sexual and reproductive health services, eastern and southern Africa, 2012–2016



Source: Population-based surveys, 2012–2016.

FIGURE 10.14 Percentage of key populations who reported receiving at least two prevention services in the past three months, eastern and southern Africa, 2016–2018

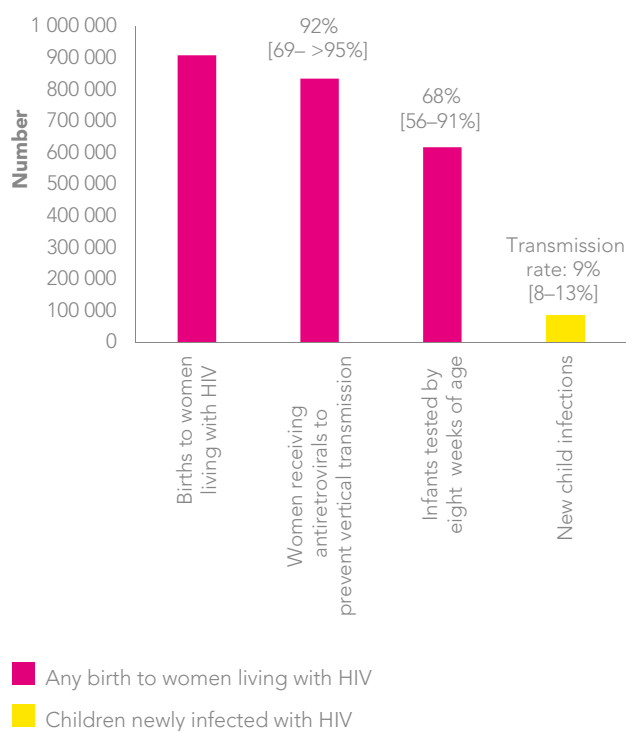


Source: Global AIDS Monitoring, 2016–2018.

ELIMINATING MOTHER-TO-CHILD TRANSMISSION

A total of 92% [69–>95%] of pregnant women living with HIV received antiretroviral medicines to prevent mother-to-child transmission of HIV and to protect their own health in 2018 (Figure 10.15). This is compared to 49% [37–59%] in 2010. The rate of mother-to-child transmission decreased from 18% [15–25%] in 2010 to 9% [8–13%] in 2018. Coverage of early infant diagnosis was 68% [56–91%] in 2018. Progress could be bolstered by the further expansion of point-of-care early infant diagnostics. ■

FIGURE 10.15 Cascade of services for preventing vertical transmission, numbers of new HIV infections and transmission rate, eastern and southern Africa, 2018



Source: UNAIDS 2019 estimates; 2019 Global AIDS Monitoring.

WOMEN LIVING WITH HIV HAVING THEIR SAY ON DUAL ELIMINATION

Community engagement is critical to ensuring that efforts to eliminate mother-to-child transmission of HIV and syphilis are achieved in a manner that protects and respects the human rights of women, particularly women living with HIV and/or syphilis. The International Community of Women Living with HIV and AIDS Eastern Africa (ICWEA) has been active in validation efforts in Uganda.

ICWEA held focus group discussions with 264 women living with HIV from six regions of Uganda to assess whether services to prevent vertical transmission were implemented in a manner consistent with international, regional and national human rights standards. The assessment determined that Uganda has progressive laws and policies that have facilitated reductions of mother-to-child transmission in the country (1). The Patients' Charter, the Constitution of the Republic of Uganda and the HIV Prevention and AIDS Control Act guarantee equality and nondiscrimination in health-care settings for all persons.

The ICWEA assessment also expressed serious concern about laws that criminalize HIV and syphilis transmission, and about health-care guidelines that aggressively promote HIV testing and disclosure of HIV status. Women living with HIV who participated in focus group discussions said that health workers do not always seek informed consent from pregnant women when offering an HIV test, nor do they always communicate the option to refuse such a test. Participants also suggested that some women living with HIV are taking contraceptives against their will (1).

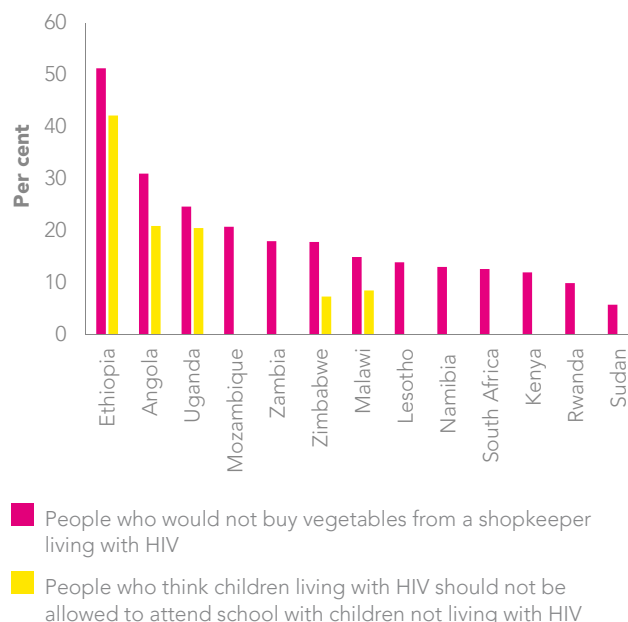
CONFRONTING STIGMA AND DISCRIMINATION

Many people across the region still lack basic knowledge about HIV. Levels of stigma towards people living with HIV remain high: more than half of people surveyed in Ethiopia said they would avoid buying vegetables from a vendor living with HIV, and 42% believed that children living with HIV should not be allowed to attend school with other children. In other countries, such stigmatizing attitudes were reported by between 6% and 31% of survey participants (Figure 10.16).

Some progress has been made to strike down laws that criminalize and discriminate against key populations. In June 2019, Botswana joined the growing list of countries globally that have decriminalized same-sex sexual relations (2). However, there also have been setbacks, with Kenya recently deciding to uphold such a law (3).

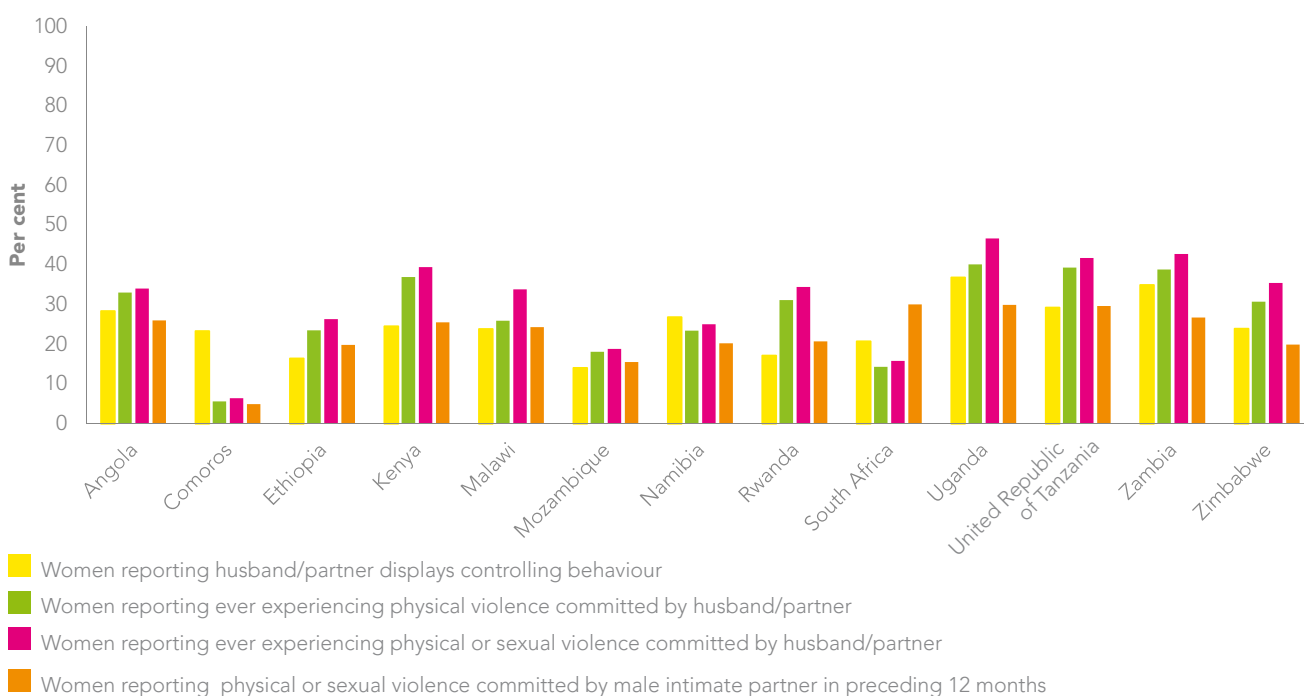
Unacceptable levels of intimate partner violence persist. According to surveys, physical and/or sexual violence by an intimate partner in the past 12 months was reported by around 30% of women in South Africa, Uganda and the United Republic of Tanzania; by more than 25% in Angola, Kenya and Zambia; and by 20% or more in Ethiopia, Malawi, Namibia, Rwanda and Zimbabwe. ■

FIGURE 10.16 Percentage of men and women aged 15–49 years with discriminatory attitudes towards people living with HIV, eastern and southern Africa, 2013–2017



Source: Population-based surveys, 2013–2017, countries with available data.

FIGURE 10.17 Proportion of women aged 15–49 years who reported ever experiencing physical and/or sexual violence committed by partner/husband or controlling behaviour, 2012–2016



Source: Population-based surveys, 2012–2016.

INVESTING TO END AN EPIDEMIC

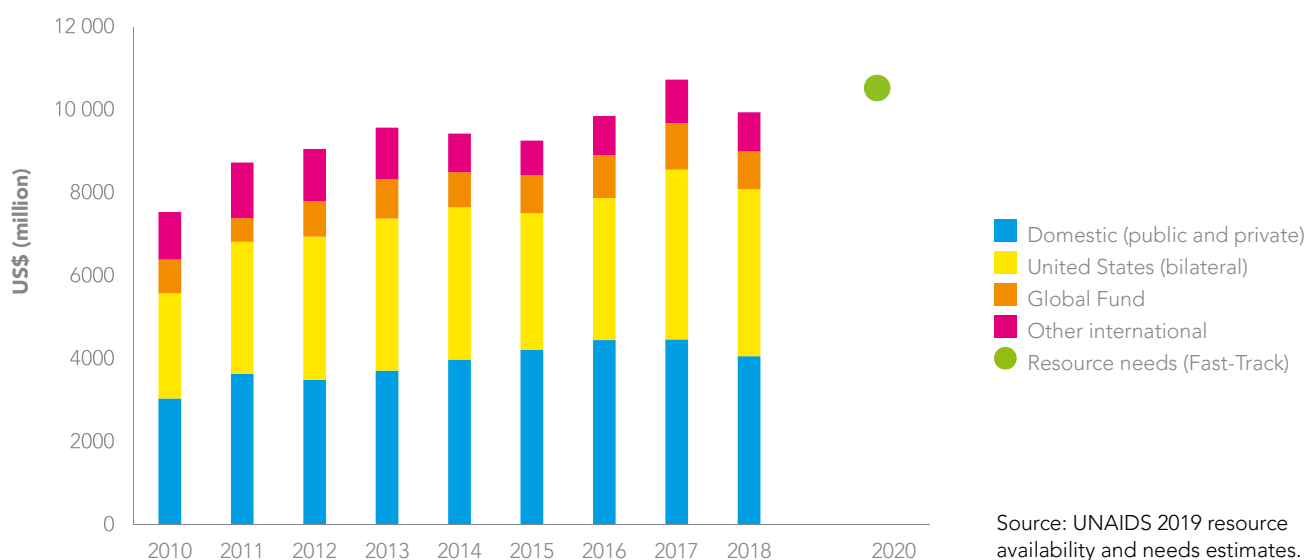
Domestic and international resources for HIV responses in the region increased steadily from 2010 to 2018, growing by 34% and 31%, respectively (in constant 2016 US dollars).² Available resources in 2018 approach the 2020 Fast-Track Targets, with 59% of these resources still provided by donors. The Government of the United States increased its bilateral funding by 59% and the Global Fund to Fight AIDS, Tuberculosis and Malaria (the Global Fund) increased its funding by 12% between 2010 and 2018, while financial resources provided through all other international donor channels decreased by 18%.

Compared to the previous year, the total amount of resources for HIV responses in the region in 2018 decreased by 7% (after adjusting for inflation): domestic funds decreased by 9%, United States bilateral funding decreased by 2%, Global Fund funding decreased by 29% and funding from all other international channels decreased by 10%.³

South Africa increased its domestic public spending for HIV by about US\$ 650 million between 2010 and 2018, and now 78% of the total HIV resources in the country are domestic. Other countries in the region with a high burden of disease have also increased their domestic resources since 2010: they have increased by more than 70% in Zambia and Zimbabwe and by more than 30% in Kenya and Malawi.

Excluding South Africa, countries in eastern and southern Africa had a 10% annual decline in resource availability in 2018, mainly due to domestic resources decreasing by 27% and all international resources decreasing by 4%. These countries finance only 20% of their responses domestically, and they will need to mobilize almost US\$ 800 million in additional resources by 2020 to achieve their resource needs estimates, while also improving their efficiency in using both existing and future resources. ■

FIGURE 10.18 HIV resource availability, by source, eastern and southern Africa, 2010–2018, and projected resource needs by 2020



² Details on the revised UNAIDS estimates for resource availability in low- and middle-income countries can be found in the Investing to End an Epidemic chapter.

³ The Global Fund disbursements to countries decreased by 20% in 2018 because most funding grants ended in 2017, hence the changes in the level of disbursements.

REFERENCES

1. Certifying Uganda on the path towards elimination of mother-to-child transmission of HIV. Perspectives of women living with HIV on human rights, gender equality and engagement of civil society in the validation process. International Community of Women Living with HIV and AIDS Eastern Africa; 2018.
2. Burke J. Botswana judges rule laws criminalising gay sex are unconstitutional. The Guardian. 11 June 2019 (<https://www.theguardian.com/world/2019/jun/11/botswana-high-court-decriminalises-gay-sex>, accessed 22 June 2019).
3. UNAIDS deeply regrets the decision of the High Court of Kenya to maintain laws that criminalize and discriminate against LGBT people. IN: UNAIDS [Internet]. 24 May 2019. Geneva: UNAIDS; c2019 (https://www.unaids.org/en/resources/presscentre/pressreleaseandstatementarchive/2019/may/20190524_Kenya_laws_against_lgbt, accessed 7 July 2019).

EPIDEMIC ESTIMATES

	2010	2015	2018
New HIV infections			
New HIV infections (all ages)	26 000 [21 000–32 000]	27 000 [21 000–34 000]	28 000 [21 000–36 000]
New HIV infections (0–14)	6800 [5400–8600]	6500 [4800–8400]	7000 [5000–9500]
New HIV infections (women, 15+)	14 000 [11 000–16 000]	14 000 [11 000–18 000]	14 000 [11 000–19 000]
New HIV infections (men, 15+)	6200 [4800–8100]	6500 [4800–8400]	6700 [4700–8900]
HIV incidence per 1000 population	1.21 [0.96–1.47]	1.06 [0.83–1.32]	1.01 [0.75–1.29]
AIDS-related deaths			
AIDS-related deaths (all ages)	10 000 [7300–13 000]	10 000 [7200–13 000]	14 000 [9500–18 000]
AIDS-related deaths (0–14)	4100 [3200–5200]	4400 [3400–5600]	4900 [3700–6400]
AIDS-related deaths (women, 15+)	4200 [2900–5800]	3500 [2300–4900]	6100 [4100–8300]
AIDS-related deaths (men, 15+)	1800 [1200–2700]	2200 [1500–3100]	2500 [1700–3500]
People living with HIV			
People living with HIV (all ages)	220 000 [180 000–250 000]	290 000 [250 000–340 000]	330 000 [290 000–390 000]
People living with HIV (0–14)	28 000 [23 000–34 000]	34 000 [27 000–42 000]	38 000 [30 000–47 000]
People living with HIV (women, 15+)	130 000 [110 000–150 000]	180 000 [150 000–210 000]	200 000 [180 000–240 000]
People living with HIV (men, 15+)	59 000 [50 000–72 000]	80 000 [68 000–96 000]	92 000 [78 000–110 000]
HIV prevalence (15–49)	1.7 [1.5–2]	1.9 [1.7–2.2]	2 [1.7–2.3]

LAWS AND POLICIES

Laws criminalizing the transmission of, non-disclosure of or exposure to HIV transmission	Yes
Criminalization of sex work among consenting adults	...
Criminalization of same-sex sexual acts	Laws penalizing same-sex sexual acts have been decriminalized or never existed
Drug use or possession for personal use is an offence	...
Criminalization of transgender people	Both criminalized and prosecuted
Laws or policies restricting the entry, stay and residence of people living with HIV	Yes
Parental consent for adolescents to access HIV testing	Yes, for adolescents younger than 18 years
Spousal consent for married women to access sexual and reproductive health services	No
Mandatory HIV testing for marriage, work or residence permits or for certain groups	No

STIGMA AND DISCRIMINATION

Percentage of women and men aged 15–49 years who report discriminatory attitudes towards people living with HIV	2016 34.6
Percentage of people living with HIV denied health services because of their HIV status in the last 12 months	
Percentage of people living with HIV who reported a health-care professional told others about their HIV status without their consent	

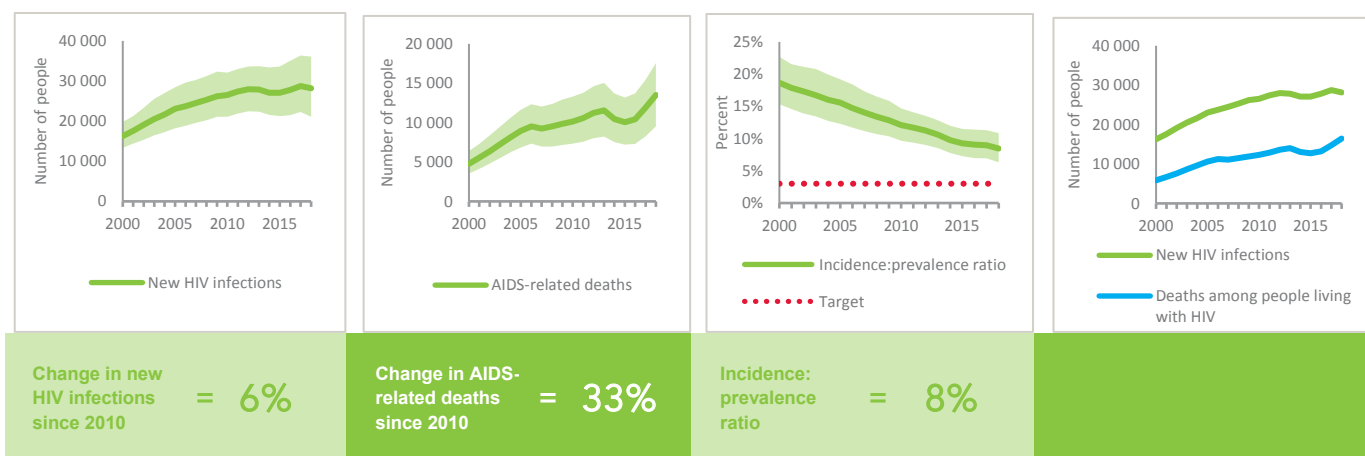
VIOLENCE

Proportion of ever-married or partnered women aged 15–49 years who experienced physical or sexual violence from a male intimate partner in the past 12 months	2016 25.9
---	---------------------

EXPENDITURES

	Financing sources					Total
	Domestic private	Domestic public	International: PEPFAR	International: Global Fund	International: all others	
Last available report: 2017	...	\$3 292 607	\$14 632 684	\$2 195 073	...	\$20 120 364

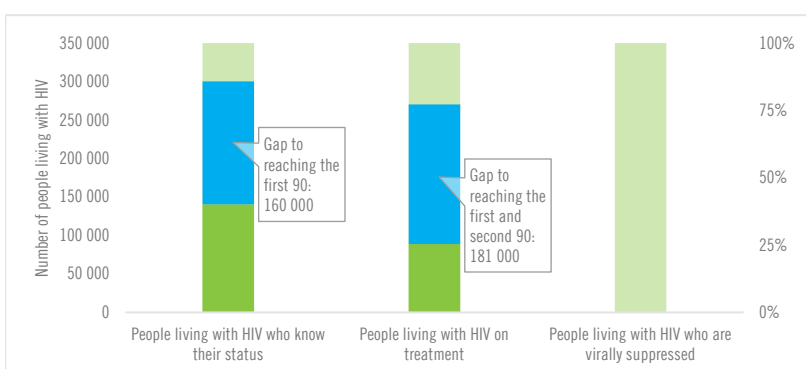
EPIDEMIC TRANSITION METRICS



KEY POPULATIONS

	Sex workers	Gay men and other men who have sex with men	People who inject drugs	Transgender people	Prisoners
Estimated size of population
HIV prevalence	8.0%	2.0%	15.9%
Know their HIV status	26.8%	44.8%
Antiretroviral therapy coverage	42.0%	100%
Condom use	71.7%	59.1%
Coverage of HIV prevention programmes
Avoidance of health care because of stigma and discrimination
Expenditures (2017)	\$567 162	\$303 598	\$0

HIV TESTING AND TREATMENT CASCADE



	42% [36–50%]	27% [23–31%] 88 700	...% [...–...%]
All ages			
Children (0–14)	13% [10–16%]	13% [10–16%] 4800	...% [...–...%]
Women (15+)	47% [40–55%]	27% [24–32%] 56 100	...% [...–...%]
Men (15+)	44% [37–52%]	30% [26–36%] 27 800	...% [...–...%]

ELIMINATION OF MOTHER-TO-CHILD TRANSMISSION

	2010	2018
Percentage of pregnant women living with HIV accessing antiretroviral medicines	18% [14–23%]	38% [29–48%]
Early infant diagnosis	2.4% [1.9–3.1%]	1.4% [1.1–1.8%]

HIV COMORBIDITIES

Estimated number of incident tuberculosis cases among people living with HIV (2017)	18 000 [9000 –30 000]
People living with HIV who started TB preventive therapy (2017)	12.8%
Cervical cancer screening of women living with HIV	...
People coinfecting with HIV and hepatitis B virus receiving combined treatment	...
People coinfecting with HIV and hepatitis C virus starting hepatitis C treatment	...

HIV PREVENTION

Adults aged 15+ years with unsuppressed viral load	...
Knowledge of HIV prevention among young people aged 15–24 years (2015)	
— Women	32.5%
— Men	31.6%
Condom use at last sex with a non-marital, non-cohabiting partner (2016)	
— Women	32.1%
— Men	63.3%
Women aged 15–49 years who have their demand for family planning satisfied by modern methods (2016)	29.8%
Men aged 15–49 years who are circumcised (2016)	Not applicable
Voluntary medical male circumcisions performed according to national standards	Not applicable
People who received PrEP at least once during the reporting period	...
Harm reduction	
— Use of sterile injecting equipment at last injection	...
— Needles and syringes distributed per person who injects	...
— Coverage of opioid substitution therapy	...
— Naloxone available (2019)	No
— Safe injection rooms available (2019)	No

EPIDEMIC ESTIMATES

	2010	2015	2018
New HIV infections			
New HIV infections (all ages)	13 000 [12 000–14 000]	10 000 [9000–11 000]	8500 [7000–10 000]
New HIV infections (0–14)	2100 [1400–2600]	1100 [530–1500]	<500 [<500–630]
New HIV infections (women, 15+)	6200 [5500–6700]	5000 [4300–5600]	4500 [3700–5400]
New HIV infections (men, 15+)	5100 [4500–5700]	4200 [3600–4800]	3700 [3000–4400]
HIV incidence per 1000 population	7.98 [7.28–8.66]	5.61 [4.88–6.17]	4.36 [3.6–5.19]
AIDS-related deaths			
AIDS-related deaths (all ages)	7300 [6500–8000]	5000 [4300–5800]	4800 [4100–5700]
AIDS-related deaths (0–14)	1500 [1100–1800]	710 [<500–990]	520 [<500–780]
AIDS-related deaths (women, 15+)	3100 [2700–3500]	2100 [1800–2500]	2100 [1800–2600]
AIDS-related deaths (men, 15+)	2600 [2300–2900]	2200 [1800–2500]	2200 [1900–2600]
People living with HIV			
People living with HIV (all ages)	340 000 [300 000–360 000]	360 000 [320 000–390 000]	370 000 [330 000–400 000]
People living with HIV (0–14)	25 000 [22 000–29 000]	19 000 [15 000–22 000]	14 000 [10 000–17 000]
People living with HIV (women, 15+)	180 000 [160 000–190 000]	190 000 [170 000–210 000]	200 000 [180 000–220 000]
People living with HIV (men, 15+)	140 000 [120 000–150 000]	150 000 [130 000–160 000]	150 000 [140 000–170 000]
HIV prevalence (15–49)	23.2 [20.9–24.8]	21.6 [18.9–23.1]	20.3 [17.3–21.8]

LAWS AND POLICIES

Laws criminalizing the transmission of, non-disclosure of or exposure to HIV transmission	Yes
Criminalization of sex work among consenting adults	Any criminalization or punitive regulation of sex work
Criminalization of same-sex sexual acts	Laws penalizing same-sex sexual acts have been decriminalized or never existed
Drug use or possession for personal use is an offence	Possession of drugs for personal use or drug use and/or consumption are specified as criminal offences
Criminalization of transgender people	Neither criminalized nor prosecuted
Laws or policies restricting the entry, stay and residence of people living with HIV	No
Parental consent for adolescents to access HIV testing	Yes, for adolescents younger than 16 years
Spousal consent for married women to access sexual and reproductive health services	No
Mandatory HIV testing for marriage, work or residence permits or for certain groups	Yes

STIGMA AND DISCRIMINATION

Percentage of women and men aged 15–49 years who report discriminatory attitudes towards people living with HIV

Percentage of people living with HIV denied health services because of their HIV status in the last 12 months **2013**
3

Percentage of people living with HIV who reported a health-care professional told others about their HIV status without their consent **2013**
2

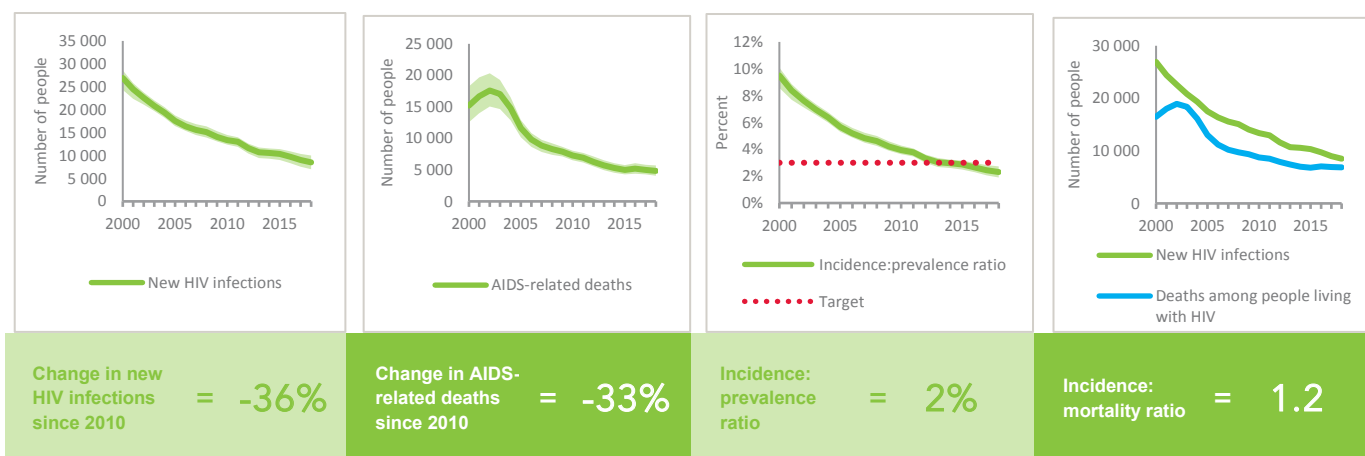
VIOLENCE

Proportion of ever-married or partnered women aged 15–49 years who experienced physical or sexual violence from a male intimate partner in the past 12 months

EXPENDITURES

	Financing sources					Total
	Domestic private	Domestic public	International: PEPFAR	International: Global Fund	International: all others	
Last available report: 2017	\$0	\$100 590 814	\$47 684 258	\$10 716 702	\$0	\$158 991 773

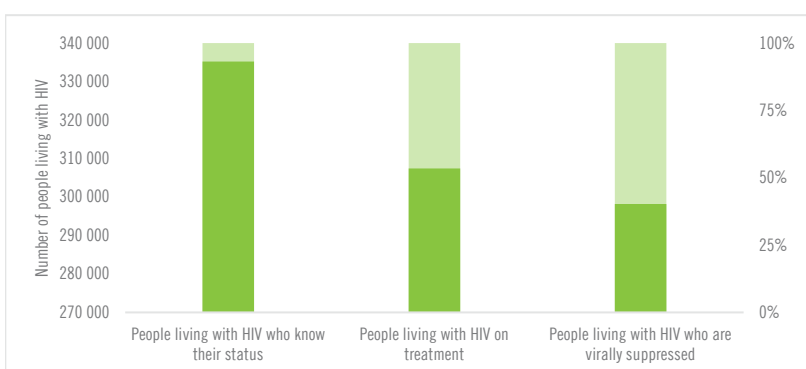
EPIDEMIC TRANSITION METRICS



KEY POPULATIONS

	Sex workers	Gay men and other men who have sex with men	People who inject drugs	Transgender people	Prisoners
Estimated size of population
HIV prevalence	42.2%	14.8%
Know their HIV status
Antiretroviral therapy coverage	87.6%	73.5%
Condom use	75.7%	77.5%
Coverage of HIV prevention programmes
Avoidance of health care because of stigma and discrimination
Expenditures (0)

HIV TESTING AND TREATMENT CASCADE



	91% [82- >95%]	83% [75-90%] 307 000	81% [73-88%]
All ages			
Children (0-14)	44% [32-53%]	38% [28-46%] 5400	34% [25-42%]
Women (15+)	>95% [86- >95%]	>95% [86- >95%] 194 000	93% [84- >95%]
Men (15+)	89% [80- >95%]	71% [64-78%] 108 000	69% [62-75%]

ELIMINATION OF MOTHER-TO-CHILD TRANSMISSION

	2010	2018
Percentage of pregnant women living with HIV accessing antiretroviral medicines	68% [57-77%]	>95% [77- >95%]
Early infant diagnosis	42.4% [37.4-50.5%]	76.5% [67.7- >95%]

HIV COMORBIDITIES

Estimated number of incident tuberculosis cases among people living with HIV (2017)	3300 [2100-4700]
People living with HIV who started TB preventive therapy (2017)	...
Women who tested positive for HIV among those screened for cervical cancer (programme data) (2018)	29.9%
People coinfectd with HIV and hepatitis B virus receiving combined treatment	...
People coinfectd with HIV and hepatitis C virus starting hepatitis C treatment	...

HIV PREVENTION

Adults aged 15+ years with unsuppressed viral load	3.7%
Knowledge of HIV prevention among young people aged 15-24 years (2016)	
— Women	47.4%
— Men	47.1%
Condom use at last sex with a non-marital, non-cohabiting partner	
— Women	...
— Men	...
Women aged 15-49 years who have their demand for family planning satisfied by modern methods	...
Men aged 15-49 years who are circumcised	...
Voluntary medical male circumcisions performed according to national standards (2018)	24 207
People who received PrEP at least once during the reporting period (2018)	38
Harm reduction	
— Use of sterile injecting equipment at last injection	...
— Needles and syringes distributed per person who injects	...
— Coverage of opioid substitution therapy	...
— Naloxone available (2019)	No
— Safe injection rooms available (2019)	No

EPIDEMIC ESTIMATES

	2010	2015	2018
New HIV infections			
New HIV infections (all ages)	<100 [<100– <100]	<100 [<100– <100]	<100 [<100– <100]
New HIV infections (0–14)	... [...–...]	... [...–...]	... [...–...]
New HIV infections (women, 15+)	<100 [<100– <100]	<100 [<100– <100]	<100 [<100– <100]
New HIV infections (men, 15+)	<100 [<100– <100]	<100 [<100– <100]	<100 [<100– <100]
HIV incidence per 1000 population	0.01 [<0.01–0.03]	0.01 [<0.01–0.02]	<0.01 [<0.01–0.01]
AIDS-related deaths			
AIDS-related deaths (all ages)	<100 [<100– <100]	<100 [<100– <100]	<100 [<100– <100]
AIDS-related deaths (0–14)	... [...–...]	... [...–...]	... [...–...]
AIDS-related deaths (women, 15+)	<100 [<100– <100]	<100 [<100– <100]	<100 [<100– <100]
AIDS-related deaths (men, 15+)	<100 [<100– <100]	<100 [<100– <100]	<100 [<100– <100]
People living with HIV			
People living with HIV (all ages)	<200 [<100– <500]	<200 [<100– <500]	<200 [<100– <500]
People living with HIV (0–14)	... [...–...]	... [...–...]	... [...–...]
People living with HIV (women, 15+)	<100 [<100– <100]	<100 [<100– <100]	<100 [<100– <100]
People living with HIV (men, 15+)	<100 [<100– <200]	<100 [<100– <200]	<100 [<100– <200]
HIV prevalence (15–49)	<0.1 [<0.1– <0.1]	<0.1 [<0.1– <0.1]	<0.1 [<0.1– <0.1]

LAWS AND POLICIES

Laws criminalizing the transmission of, non-disclosure of or exposure to HIV transmission	No
Criminalization of sex work among consenting adults	Any criminalization or punitive regulation of sex work
Criminalization of same-sex sexual acts	No specific legislation
Drug use or possession for personal use is an offence	Possession of drugs for personal use or drug use and/or consumption are specified as criminal offences
Criminalization of transgender people	Neither criminalized nor prosecuted
Laws or policies restricting the entry, stay and residence of people living with HIV	No
Parental consent for adolescents to access HIV testing	No
Spousal consent for married women to access sexual and reproductive health services	No
Mandatory HIV testing for marriage, work or residence permits or for certain groups	No

STIGMA AND DISCRIMINATION

Percentage of women and men aged 15–49 years who report discriminatory attitudes towards people living with HIV

Percentage of people living with HIV denied health services because of their HIV status in the last 12 months

Percentage of people living with HIV who reported a health-care professional told others about their HIV status without their consent

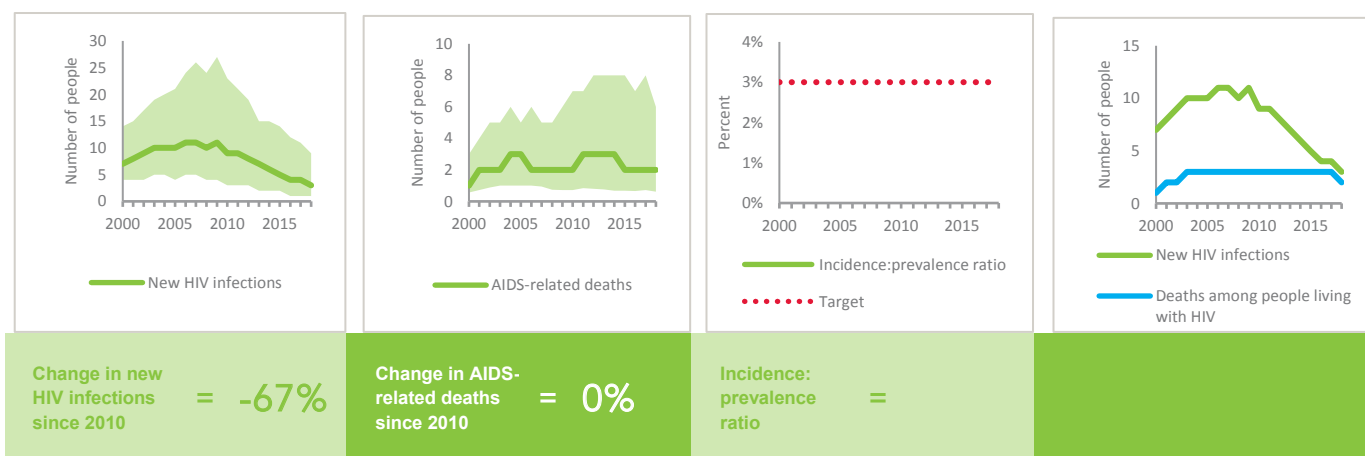
VIOLENCE

Proportion of ever-married or partnered women aged 15–49 years who experienced physical or sexual violence from a male intimate partner in the past 12 months

EXPENDITURES

	Financing sources					Total
	Domestic private	Domestic public	International: PEPFAR	International: Global Fund	International: all others	
Last available report: 2018	...	\$160 037	...	\$1 062 108	\$20 932	\$1 243 077

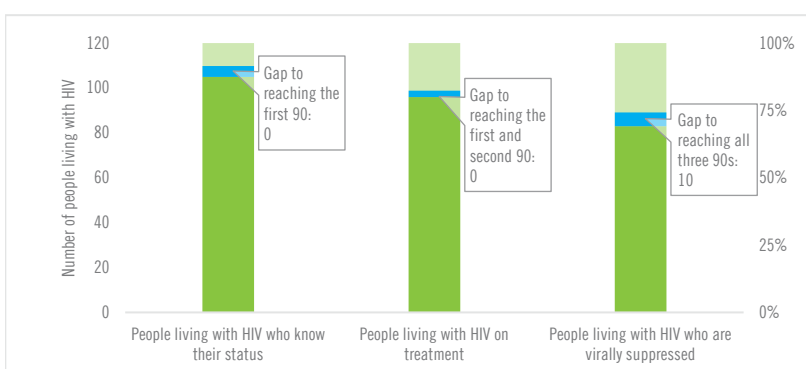
EPIDEMIC TRANSITION METRICS



KEY POPULATIONS

	Sex workers	Gay men and other men who have sex with men	People who inject drugs	Transgender people	Prisoners
Estimated size of population
HIV prevalence	0.3%	0.0%	1.8%
Know their HIV status
Antiretroviral therapy coverage
Condom use	26.0%	56.2%	43.8%
Coverage of HIV prevention programmes
Avoidance of health care because of stigma and discrimination
Expenditures (2017)	\$0	\$0	\$0

HIV TESTING AND TREATMENT CASCADE



	86% [43- >95%]	79% [39- >95%] 100	68% [34- >95%]
All ages	86% [43- >95%]	79% [39- >95%] 100	68% [34- >95%]
Children (0-14)	...% [...-...%]	...% [...-...%]% [...-...%]
Women (15+)	78% [42- >95%]	63% [33- >95%] 30	...% [...-...%]
Men (15+)	>95% [50- >95%]	>95% [50- >95%] 60	...% [...-...%]

ELIMINATION OF MOTHER-TO-CHILD TRANSMISSION

	2010	2018
Percentage of pregnant women living with HIV accessing antiretroviral medicines	...% [...-...%]	...% [...-...%]
Early infant diagnosis	...% [...-...%]	...% [...-...%]

HIV COMORBIDITIES

Estimated number of incident tuberculosis cases among people living with HIV (2017)	9 [6-13]
People living with HIV who started TB preventive therapy (2017)	10%
Cervical cancer screening of women living with HIV	...
People coinfecting with HIV and hepatitis B virus receiving combined treatment	...
People coinfecting with HIV and hepatitis C virus starting hepatitis C treatment	...

HIV PREVENTION

Adults aged 15+ years with unsuppressed viral load	<0.1%
Knowledge of HIV prevention among young people aged 15-24 years	...
— Women	...
— Men	...
Condom use at last sex with a non-marital, non-cohabiting partner	...
— Women	...
— Men	...
Women aged 15-49 years who have their demand for family planning satisfied by modern methods	...
Men aged 15-49 years who are circumcised	Not applicable
Voluntary medical male circumcisions performed according to national standards	Not applicable
People who received PrEP at least once during the reporting period	...
Harm reduction	...
— Use of sterile injecting equipment at last injection	...
— Needles and syringes distributed per person who injects	...
— Coverage of opioid substitution therapy	...
— Naloxone available (2019)	No
— Safe injection rooms available (2019)	No

EPIDEMIC ESTIMATES

	2010	2015	2018
New HIV infections			
New HIV infections (all ages)	810 [510–1200]	640 [<500–1100]	580 [<500–1000]
New HIV infections (0–14)	<500 [<200– <500]	<200 [<100– <500]	<200 [<100– <500]
New HIV infections (women, 15+)	<500 [<500–540]	<500 [<200–530]	<500 [<200–500]
New HIV infections (men, 15+)	<500 [<200– <500]	<200 [<200– <500]	<200 [<100– <500]
HIV incidence per 1000 population	0.28 [0.18–0.42]	0.18 [0.1–0.32]	0.15 [0.08–0.28]
AIDS-related deaths			
AIDS-related deaths (all ages)	620 [<500–980]	<500 [<500–830]	<500 [<500–890]
AIDS-related deaths (0–14)	<200 [<200– <500]	<200 [<100– <200]	<200 [<100– <200]
AIDS-related deaths (women, 15+)	<500 [<200– <500]	<500 [<200– <500]	<500 [<200– <500]
AIDS-related deaths (men, 15+)	<200 [<200– <500]	<200 [<100– <500]	<200 [<100– <500]
People living with HIV			
People living with HIV (all ages)	17 000 [13 000–22 000]	18 000 [13 000–23 000]	18 000 [13 000–24 000]
People living with HIV (0–14)	1800 [1300–2400]	1500 [1000–2200]	1300 [930–2000]
People living with HIV (women, 15+)	9300 [7000–12 000]	9800 [7500–13 000]	9800 [7400–13 000]
People living with HIV (men, 15+)	6000 [4500–7900]	6300 [4800–8500]	6400 [4800–8700]
HIV prevalence (15–49)	0.9 [0.7–1.2]	0.8 [0.6–1.1]	0.7 [0.5–0.9]

LAWS AND POLICIES

Laws criminalizing the transmission of, non-disclosure of or exposure to HIV transmission	...
Criminalization of sex work among consenting adults	...
Criminalization of same-sex sexual acts	Yes, imprisonment (up to 14 years)
Drug use or possession for personal use is an offence	...
Criminalization of transgender people	...
Laws or policies restricting the entry, stay and residence of people living with HIV	No
Parental consent for adolescents to access HIV testing	...
Spousal consent for married women to access sexual and reproductive health services	...
Mandatory HIV testing for marriage, work or residence permits or for certain groups	...

STIGMA AND DISCRIMINATION

Percentage of women and men aged 15–49 years who report discriminatory attitudes towards people living with HIV

Percentage of people living with HIV denied health services because of their HIV status in the last 12 months

Percentage of people living with HIV who reported a health-care professional told others about their HIV status without their consent

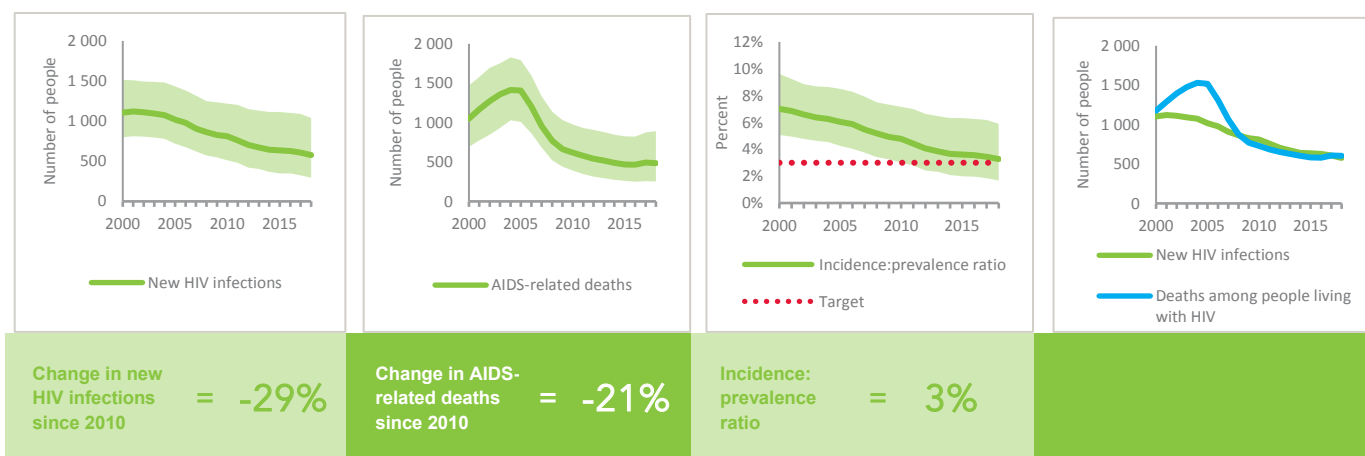
VIOLENCE

Proportion of ever-married or partnered women aged 15–49 years who experienced physical or sexual violence from a male intimate partner in the past 12 months

EXPENDITURES

	Financing sources					Total
	Domestic private	Domestic public	International: PEPFAR	International: Global Fund	International: all others	
Last available report: 2018	\$4 631 024	...	\$4 631 024

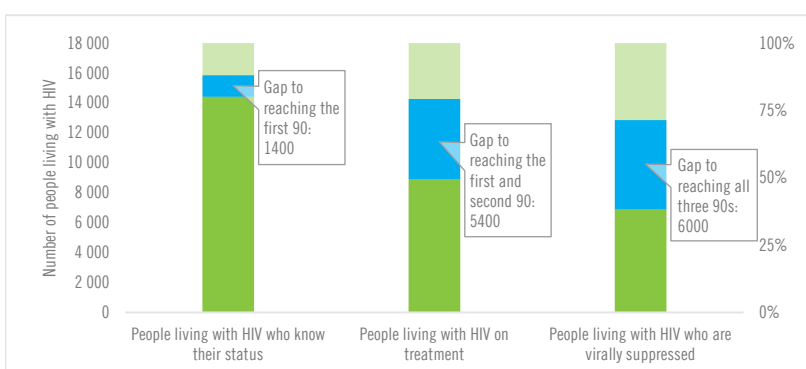
EPIDEMIC TRANSITION METRICS



KEY POPULATIONS

	Sex workers	Gay men and other men who have sex with men	People who inject drugs	Transgender people	Prisoners
Estimated size of population
HIV prevalence	10.4%	1.3%
Know their HIV status
Antiretroviral therapy coverage
Condom use	94.5%
Coverage of HIV prevention programmes
Avoidance of health care because of stigma and discrimination
Expenditures (0)

HIV TESTING AND TREATMENT CASCADE



	82% [61– >95%]	51% [38–68%] 8900	39% [29–53%]
All ages			
Children (0–14)	37% [26–55%]	37% [26–55%] 500	...% [...–...%]
Women (15+)	85% [64– >95%]	53% [40–72%] 5200	...% [...–...%]
Men (15+)	87% [64– >95%]	50% [37–67%] 3200	...% [...–...%]

ELIMINATION OF MOTHER-TO-CHILD TRANSMISSION

	2010	2018
Percentage of pregnant women living with HIV accessing antiretroviral medicines	21% [15–29%]	48% [34–69%]
Early infant diagnosis	...% [...–...%]	20.2% [14.1–28.6%]

HIV COMORBIDITIES

Estimated number of incident tuberculosis cases among people living with HIV (2017)	150 [95–210]
People living with HIV who started TB preventive therapy (2017)	37.7%
Cervical cancer screening of women living with HIV	...
People coinfecting with HIV and hepatitis B virus receiving combined treatment	...
People coinfecting with HIV and hepatitis C virus starting hepatitis C treatment	...

HIV PREVENTION

Adults aged 15+ years with unsuppressed viral load	...
Knowledge of HIV prevention among young people aged 15–24 years	...
— Women	...
— Men	...
Condom use at last sex with a non-marital, non-cohabiting partner	...
— Women	...
— Men	...
Women aged 15–49 years who have their demand for family planning satisfied by modern methods	...
Men aged 15–49 years who are circumcised	Not applicable
Voluntary medical male circumcisions performed according to national standards	Not applicable
People who received PrEP at least once during the reporting period	...
Harm reduction	...
— Use of sterile injecting equipment at last injection	...
— Needles and syringes distributed per person who injects	...
— Coverage of opioid substitution therapy	...
— Naloxone available (2019)	...
— Safe injection rooms available (2019)	...

EPIDEMIC ESTIMATES

	2010	2015	2018
New HIV infections			
New HIV infections (all ages)	11 000 [11 000–12 000]	9800 [9000–11 000]	7800 [6900–8900]
New HIV infections (0–14)	1300 [1000–1700]	850 [710–1200]	850 [510–1200]
New HIV infections (women, 15+)	5900 [5400–6400]	5300 [4800–5900]	4100 [3600–4700]
New HIV infections (men, 15+)	4000 [3700–4500]	3700 [3400–4200]	2800 [2500–3300]
HIV incidence per 1000 population	14.41 [13.56–15.38]	11.48 [10.62–12.69]	8.62 [7.64–9.97]
AIDS-related deaths			
AIDS-related deaths (all ages)	3800 [3400–4200]	2600 [2300–3000]	2400 [2000–2900]
AIDS-related deaths (0–14)	1100 [900–1400]	<500 [<500–720]	<500 [<500– <500]
AIDS-related deaths (women, 15+)	1500 [1300–1700]	1300 [1100–1500]	1300 [1000–1500]
AIDS-related deaths (men, 15+)	1200 [1000–1300]	890 [770–1000]	830 [670–990]
People living with HIV			
People living with HIV (all ages)	160 000 [150 000–170 000]	190 000 [180 000–210 000]	210 000 [190 000–220 000]
People living with HIV (0–14)	13 000 [11 000–14 000]	12 000 [11 000–14 000]	11 000 [9400–13 000]
People living with HIV (women, 15+)	93 000 [86 000–100 000]	110 000 [110 000–120 000]	120 000 [110 000–130 000]
People living with HIV (men, 15+)	54 000 [50 000–60 000]	67 000 [62 000–74 000]	72 000 [66 000–80 000]
HIV prevalence (15–49)	27.4 [25.2–29.3]	28.1 [26–29.9]	27.3 [25.1–29]

LAWS AND POLICIES

Laws criminalizing the transmission of, non-disclosure of or exposure to HIV transmission	No, but prosecutions exist based on general criminal laws
Criminalization of sex work among consenting adults	Any criminalization or punitive regulation of sex work
Criminalization of same-sex sexual acts	Yes, imprisonment (up to 14 years)
Drug use or possession for personal use is an offence	Possession of drugs for personal use or drug use and/or consumption are specified as criminal offences
Criminalization of transgender people	Neither criminalized nor prosecuted
Laws or policies restricting the entry, stay and residence of people living with HIV	No
Parental consent for adolescents to access HIV testing	Yes, for adolescents younger than 18 years
Spousal consent for married women to access sexual and reproductive health services	Yes
Mandatory HIV testing for marriage, work or residence permits or for certain groups	No

STIGMA AND DISCRIMINATION

Percentage of women and men aged 15–49 years who report discriminatory attitudes towards people living with HIV	2010	2014
	12.5	5.7

Percentage of people living with HIV denied health services because of their HIV status in the last 12 months

Percentage of people living with HIV who reported a health-care professional told others about their HIV status without their consent

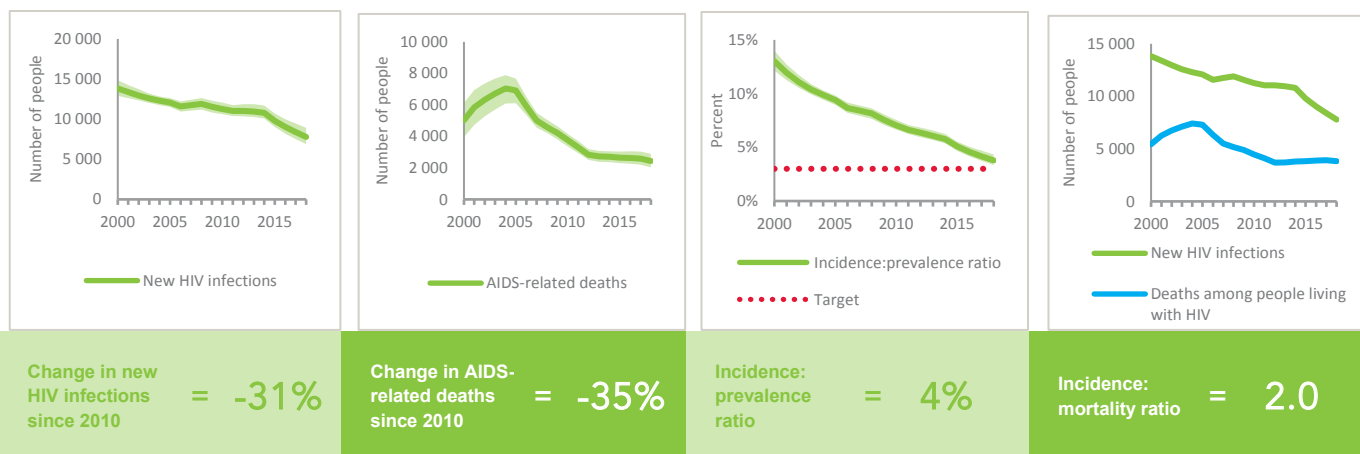
VIOLENCE

Proportion of ever-married or partnered women aged 15–49 years who experienced physical or sexual violence from a male intimate partner in the past 12 months

EXPENDITURES

	Financing sources					Total
	Domestic private	Domestic public	International: PEPFAR	International: Global Fund	International: all others	
Last available report: 2013	...	\$33 155 127	\$63 776 395	\$96 931 522

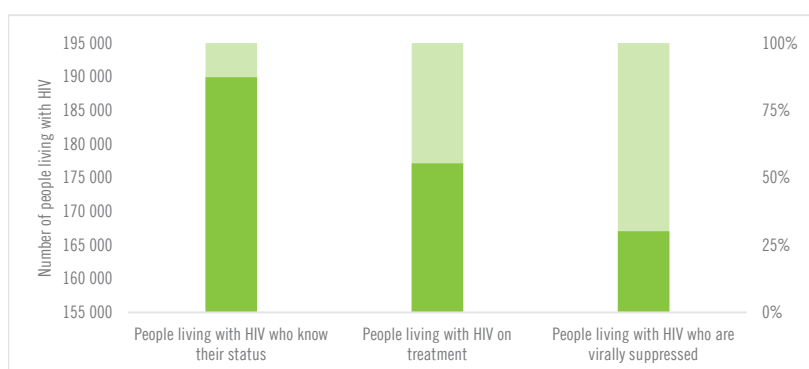
EPIDEMIC TRANSITION METRICS



KEY POPULATIONS

	Sex workers	Gay men and other men who have sex with men	People who inject drugs	Transgender people	Prisoners
Estimated size of population
HIV prevalence	60.5%	12.6%	34.9%
Know their HIV status
Antiretroviral therapy coverage
Condom use	82.9%	57.6%
Coverage of HIV prevention programmes
Avoidance of health care because of stigma and discrimination
Expenditures (0)

HIV TESTING AND TREATMENT CASCADE



	92% [86- >95%]	86% [80-94%] 177 000	81% [76-89%]
All ages			
Children (0-14)	78% [65-91%]	76% [63-88%] 8600	67% [56-78%]
Women (15+)	93% [87- >95%]	91% [85- >95%] 111 000	86% [80-93%]
Men (15+)	93% [86- >95%]	79% [73-87%] 57 100	75% [69-82%]

ELIMINATION OF MOTHER-TO-CHILD TRANSMISSION

	2010	2018
Percentage of pregnant women living with HIV accessing antiretroviral medicines	73% [61-81%]	79% [66-89%]
Early infant diagnosis	43.0% [38.5-51.3%]	78.0% [69.6-93.9%]

HIV COMORBIDITIES

Estimated number of incident tuberculosis cases among people living with HIV (2017)	2900 [1900-4200]
People living with HIV who started TB preventive therapy (2017)	1%
Cervical cancer screening of women living with HIV	...
People coinfectd with HIV and hepatitis B virus receiving combined treatment	...
People coinfectd with HIV and hepatitis C virus starting hepatitis C treatment	...

HIV PREVENTION

Adults aged 15+ years with unsuppressed viral load	5%
Knowledge of HIV prevention among young people aged 15-24 years (2014)	
— Women	49.1%
— Men	50.9%
Condom use at last sex with a non-marital, non-cohabiting partner	
— Women	...
— Men	...
Women aged 15-49 years who have their demand for family planning satisfied by modern methods	...
Men aged 15-49 years who are circumcised	...
Voluntary medical male circumcisions performed according to national standards (2018)	14 316
People who received PrEP at least once during the reporting period	...
Harm reduction	
— Use of sterile injecting equipment at last injection	...
— Needles and syringes distributed per person who injects	...
— Coverage of opioid substitution therapy	...
— Naloxone available (2019)	No
— Safe injection rooms available (2019)	No

EPIDEMIC ESTIMATES

	2010	2015	2018
New HIV infections			
New HIV infections (all ages)	29 000 [18 000–52 000]	24 000 [14 000–42 000]	23 000 [14 000–40 000]
New HIV infections (0–14)	6200 [3600–13 000]	3300 [1900–6900]	2700 [1600–5600]
New HIV infections (women, 15+)	14 000 [8600–26 000]	13 000 [7500–22 000]	12 000 [7300–22 000]
New HIV infections (men, 15+)	8600 [5100–15 000]	7800 [4600–14 000]	7600 [4500–13 000]
HIV incidence per 1000 population	0.39 [0.24–0.69]	0.27 [0.17–0.49]	0.24 [0.14–0.43]
AIDS-related deaths			
AIDS-related deaths (all ages)	20 000 [12 000–35 000]	13 000 [7800–22 000]	11 000 [6800–19 000]
AIDS-related deaths (0–14)	5400 [2600–11 000]	2400 [1200–5000]	1800 [870–3800]
AIDS-related deaths (women, 15+)	8600 [5100–15 000]	6400 [3800–11 000]	5500 [3300–9900]
AIDS-related deaths (men, 15+)	5900 [3900–10 000]	3900 [2600–6700]	3700 [2500–6300]
People living with HIV			
People living with HIV (all ages)	630 000 [480 000–830 000]	670 000 [510 000–870 000]	690 000 [530 000–900 000]
People living with HIV (0–14)	58 000 [37 000–87 000]	42 000 [27 000–64 000]	36 000 [23 000–55 000]
People living with HIV (women, 15+)	360 000 [280 000–470 000]	390 000 [300 000–510 000]	410 000 [320 000–540 000]
People living with HIV (men, 15+)	210 000 [160 000–270 000]	230 000 [180 000–300 000]	240 000 [180 000–310 000]
HIV prevalence (15–49)	1.3 [1–1.8]	1.1 [0.8–1.5]	1 [0.7–1.4]

LAWS AND POLICIES

Laws criminalizing the transmission of, non-disclosure of or exposure to HIV transmission	Yes
Criminalization of sex work among consenting adults	Any criminalization or punitive regulation of sex work
Criminalization of same-sex sexual acts	Yes, penalty not specified
Drug use or possession for personal use is an offence	...
Criminalization of transgender people	...
Laws or policies restricting the entry, stay and residence of people living with HIV	No
Parental consent for adolescents to access HIV testing	Yes, for adolescents younger than 18 years
Spousal consent for married women to access sexual and reproductive health services	No
Mandatory HIV testing for marriage, work or residence permits or for certain groups	No

STIGMA AND DISCRIMINATION

	2011	2016
Percentage of women and men aged 15–49 years who report discriminatory attitudes towards people living with HIV	59.9	58.5

Percentage of people living with HIV denied health services because of their HIV status in the last 12 months

Percentage of people living with HIV who reported a health-care professional told others about their HIV status without their consent

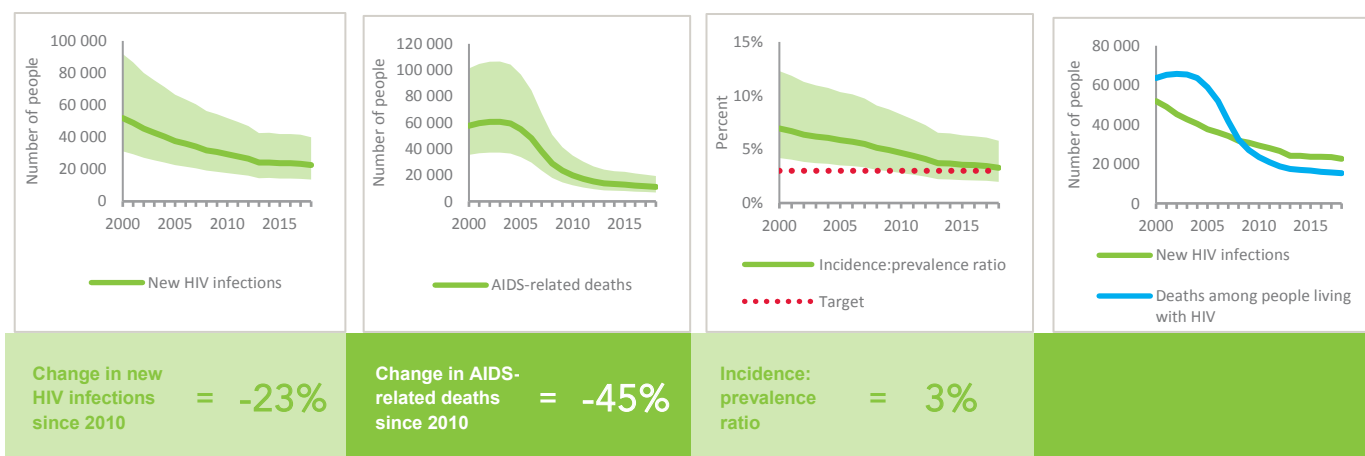
VIOLENCE

Proportion of ever-married or partnered women aged 15–49 years who experienced physical or sexual violence from a male intimate partner in the past 12 months	19.8
---	------

EXPENDITURES

	Financing sources					Total
	Domestic private	Domestic public	International: PEPFAR	International: Global Fund	International: all others	
Last available report: 2016	...	\$54 369 431	\$200 243 640	\$59 670 093	\$37 300 707	\$351 583 871

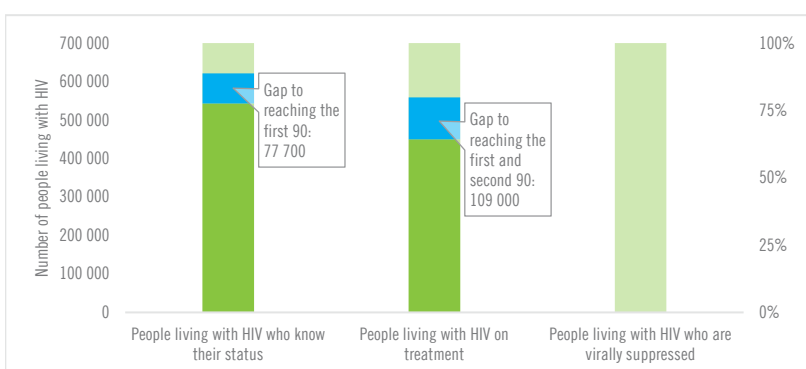
EPIDEMIC TRANSITION METRICS



KEY POPULATIONS

	Sex workers	Gay men and other men who have sex with men	People who inject drugs	Transgender people	Prisoners
Estimated size of population
HIV prevalence	24.3%
Know their HIV status
Antiretroviral therapy coverage
Condom use
Coverage of HIV prevention programmes
Avoidance of health care because of stigma and discrimination
Expenditures (2016)	\$35 492	\$0	\$0		

HIV TESTING AND TREATMENT CASCADE



	79% [60– >95%]	65% [50–85%]	100% [...–...%]
All ages		450 000	
Children (0–14)	59% [38–90%]	59% [38–90%] 21 500	...
Women (15+)	79% [61– >95%]	65% [50–85%] 269 000	...
Men (15+)	81% [62– >95%]	66% [51–86%] 160 000	...

ELIMINATION OF MOTHER-TO-CHILD TRANSMISSION

	2010	2018
Percentage of pregnant women living with HIV accessing antiretroviral medicines	28% [19–38%]	92% [63– >95%]
Early infant diagnosis	52.5% [37.7–76.7%]	60.8% [43.7–88.8%]

HIV COMORBIDITIES

Estimated number of incident tuberculosis cases among people living with HIV (2017)	12 000 [8600–17 000]
People living with HIV who started TB preventive therapy (2017)	45.5%
Cervical cancer screening of women living with HIV	...
People coinfecting with HIV and hepatitis B virus receiving combined treatment	...
People coinfecting with HIV and hepatitis C virus starting hepatitis C treatment	...

HIV PREVENTION

Adults aged 15+ years with unsuppressed viral load	...
Knowledge of HIV prevention among young people aged 15–24 years (2016)	
— Women	24.3%
— Men	39.1%
Condom use at last sex with a non-marital, non-cohabiting partner (2016)	
— Women	21.3%
— Men	54%
Women aged 15–49 years who have their demand for family planning satisfied by modern methods (2016)	61.4%
Men aged 15–49 years who are circumcised (2016)	91%
Voluntary medical male circumcisions performed according to national standards (2018)	23 009
People who received PrEP at least once during the reporting period	...
Harm reduction	
— Use of sterile injecting equipment at last injection	...
— Needles and syringes distributed per person who injects	...
— Coverage of opioid substitution therapy	...
— Naloxone available (2019)	No
— Safe injection rooms available (2019)	No

EPIDEMIC ESTIMATES

	2010	2015	2018
New HIV infections			
New HIV infections (all ages)	66 000 [38 000–110 000]	51 000 [30 000–88 000]	46 000 [27 000–78 000]
New HIV infections (0–14)	18 000 [10 000–30 000]	9 100 [5 200–15 000]	7 600 [4 400–13 000]
New HIV infections (women, 15+)	30 000 [17 000–52 000]	26 000 [15 000–46 000]	24 000 [14 000–41 000]
New HIV infections (men, 15+)	18 000 [10 000–33 000]	16 000 [9 000–29 000]	14 000 [8 200–26 000]
HIV incidence per 1000 population	1.83 [1.07–3.13]	1.24 [0.73–2.12]	1.02 [0.6–1.75]
AIDS-related deaths			
AIDS-related deaths (all ages)	56 000 [41 000–86 000]	38 000 [27 000–57 000]	25 000 [18 000–38 000]
AIDS-related deaths (0–14)	16 000 [8 900–26 000]	8 300 [4 700–14 000]	5 200 [3 000–8 800]
AIDS-related deaths (women, 15+)	25 000 [18 000–39 000]	13 000 [9 400–20 000]	9 100 [6 700–14 000]
AIDS-related deaths (men, 15+)	15 000 [11 000–24 000]	16 000 [12 000–25 000]	11 000 [7 700–17 000]
People living with HIV			
People living with HIV (all ages)	1 500 000 [1 200 000–1 800 000]	1 500 000 [1 300 000–1 800 000]	1 600 000 [1 300 000–1 900 000]
People living with HIV (0–14)	210 000 [160 000–270 000]	150 000 [120 000–190 000]	120 000 [95 000–160 000]
People living with HIV (women, 15+)	780 000 [660 000–930 000]	860 000 [730 000–1 000 000]	910 000 [770 000–1 100 000]
People living with HIV (men, 15+)	490 000 [410 000–590 000]	520 000 [440 000–620 000]	530 000 [450 000–640 000]
HIV prevalence (15–49)	6 [5.1–7.1]	5.2 [4.4–6.2]	4.7 [4–5.7]

LAWS AND POLICIES

Laws criminalizing the transmission of, non-disclosure of or exposure to HIV transmission	Yes
Criminalization of sex work among consenting adults	Any criminalization or punitive regulation of sex work
Criminalization of same-sex sexual acts	Yes, imprisonment (up to 14 years)
Drug use or possession for personal use is an offence	Possession of drugs for personal use or drug use and/or consumption are specified as criminal offences
Criminalization of transgender people	Neither criminalized nor prosecuted
Laws or policies restricting the entry, stay and residence of people living with HIV	No
Parental consent for adolescents to access HIV testing	Yes, for adolescents younger than 18 years
Spousal consent for married women to access sexual and reproductive health services	No
Mandatory HIV testing for marriage, work or residence permits or for certain groups	No

STIGMA AND DISCRIMINATION

Percentage of women and men aged 15–49 years who report discriminatory attitudes towards people living with HIV	2009	2014
	27.9	11.9

Percentage of people living with HIV denied health services because of their HIV status in the last 12 months

Percentage of people living with HIV who reported a health-care professional told others about their HIV status without their consent

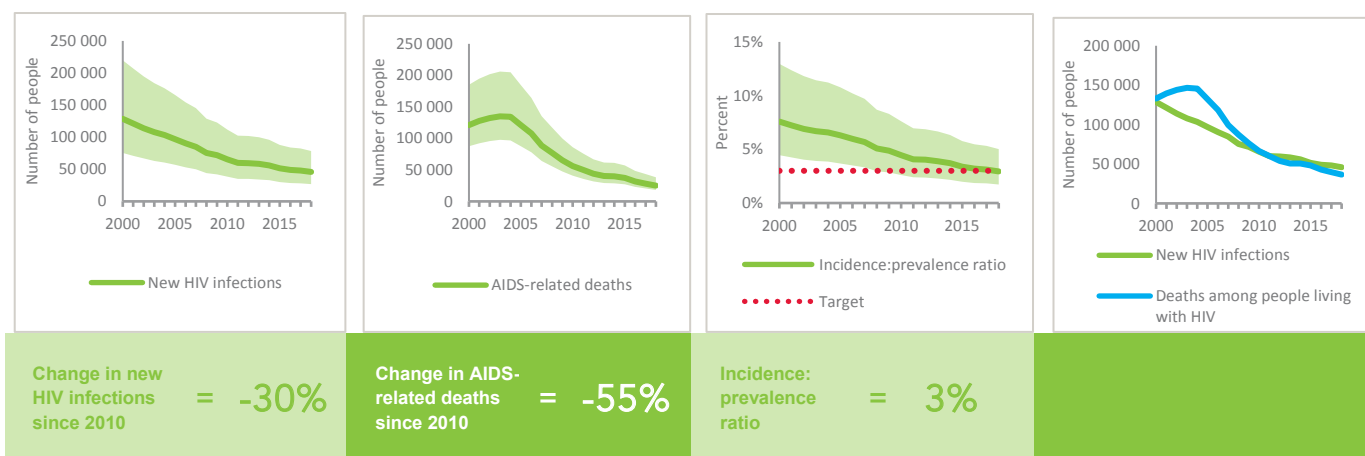
VIOLENCE

Proportion of ever-married or partnered women aged 15–49 years who experienced physical or sexual violence from a male intimate partner in the past 12 months	2009	2014
	31.7	25.5

EXPENDITURES

	Financing sources					Total
	Domestic private	Domestic public	International: PEPFAR	International: Global Fund	International: all others	
Last available report: 2017	\$91 422 168	\$342 351 186	\$615 277 224	\$121 902 916	\$3 931 091	\$1 174 884 586

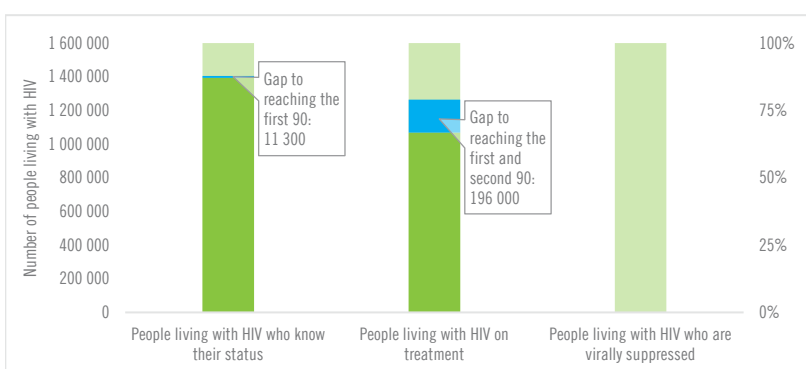
EPIDEMIC TRANSITION METRICS



KEY POPULATIONS

	Sex workers	Gay men and other men who have sex with men	People who inject drugs	Transgender people	Prisoners
Estimated size of population
HIV prevalence
Know their HIV status	95.5%	...	94.0%
Antiretroviral therapy coverage	73.0%	62.8%	67.6%
Condom use	92.0%	...	75.9%
Coverage of HIV prevention programmes
Avoidance of health care because of stigma and discrimination
Expenditures (2017)	\$4 559 192	\$2 609 663	\$5 231 623		

HIV TESTING AND TREATMENT CASCADE



	89% [76– >95%]	68% [58–82%] 1 068 000	...% [...–...%]
All ages			
Children (0–14)	61% [47–78%]	61% [47–78%] 74 300	54% [42–70%]
Women (15+)	94% [79– >95%]	75% [64–90%] 681 000	...% [...–...%]
Men (15+)	88% [75– >95%]	59% [50–71%] 313 000	...% [...–...%]

ELIMINATION OF MOTHER-TO-CHILD TRANSMISSION

	2010	2018
Percentage of pregnant women living with HIV accessing antiretroviral medicines	50% [39–63%]	91% [70– >95%]
Early infant diagnosis	67.1% [53.1–87.2%]	67.3% [53.3–87.4%]

HIV COMORBIDITIES

Estimated number of incident tuberculosis cases among people living with HIV (2017)	45 000 [27 000–68 000]
People living with HIV who started TB preventive therapy (2017)	...
Cervical cancer screening of women living with HIV	...
People coinfectd with HIV and hepatitis B virus receiving combined treatment	...
People coinfectd with HIV and hepatitis C virus starting hepatitis C treatment	...

HIV PREVENTION

Adults aged 15+ years with unsuppressed viral load	...
Knowledge of HIV prevention among young people aged 15–24 years (2014)	
— Women	56.6%
— Men	63.7%
Condom use at last sex with a non-marital, non-cohabiting partner (2014)	
— Women	40%
— Men	44.5%
Women aged 15–49 years who have their demand for family planning satisfied by modern methods (2014)	70.8%
Men aged 15–49 years who are circumcised (2014)	92.6%
Voluntary medical male circumcisions performed according to national standards (2018)	286 899
People who received PrEP at least once during the reporting period (2018)	31 313
Harm reduction	
— Use of sterile injecting equipment at last injection (2017)	88.4%
— Needles and syringes distributed per person who injects (2018)	137
— Coverage of opioid substitution therapy (2018)	26.4%
— Naloxone available (2019)	No
— Safe injection rooms available (2019)	Yes

EPIDEMIC ESTIMATES

	2010	2015	2018
New HIV infections			
New HIV infections (all ages)	20 000 [18 000–21 000]	17 000 [15 000–18 000]	13 000 [11 000–15 000]
New HIV infections (0–14)	2100 [1600–2500]	1300 [900–1800]	1300 [780–1800]
New HIV infections (women, 15+)	10 000 [8700–11 000]	8600 [7300–9700]	6600 [5500–7800]
New HIV infections (men, 15+)	7600 [6700–8800]	6700 [5700–7900]	5200 [4200–6300]
HIV incidence per 1000 population	12.36 [10.93–13.48]	10.07 [8.77–11.3]	7.8 [6.69–9.15]
AIDS-related deaths			
AIDS-related deaths (all ages)	7200 [5600–10 000]	8200 [6600–11 000]	6100 [5000–7600]
AIDS-related deaths (0–14)	1200 [850–1400]	990 [690–1300]	620 [<500–870]
AIDS-related deaths (women, 15+)	3100 [2300–4300]	3300 [2500–4400]	2600 [2100–3200]
AIDS-related deaths (men, 15+)	2900 [2300–4700]	4000 [3200–6100]	2800 [2300–3900]
People living with HIV			
People living with HIV (all ages)	300 000 [280 000–320 000]	330 000 [310 000–350 000]	340 000 [320 000–360 000]
People living with HIV (0–14)	15 000 [13 000–17 000]	13 000 [11 000–15 000]	12 000 [9500–14 000]
People living with HIV (women, 15+)	170 000 [160 000–180 000]	190 000 [180 000–200 000]	190 000 [180 000–210 000]
People living with HIV (men, 15+)	120 000 [110 000–130 000]	130 000 [120 000–140 000]	130 000 [120 000–150 000]
HIV prevalence (15–49)	24.1 [22.7–24.9]	24.5 [22.3–25.5]	23.6 [21.2–24.7]

LAWS AND POLICIES

Laws criminalizing the transmission of, non-disclosure of or exposure to HIV transmission	Yes
Criminalization of sex work among consenting adults	Sex work is not subject to punitive regulations or is not criminalized
Criminalization of same-sex sexual acts	No specific legislation
Drug use or possession for personal use is an offence	...
Criminalization of transgender people	Neither criminalized nor prosecuted
Laws or policies restricting the entry, stay and residence of people living with HIV	No
Parental consent for adolescents to access HIV testing	Yes, for adolescents younger than 14 years
Spousal consent for married women to access sexual and reproductive health services	No
Mandatory HIV testing for marriage, work or residence permits or for certain groups	No

STIGMA AND DISCRIMINATION

Percentage of women and men aged 15–49 years who report discriminatory attitudes towards people living with HIV	2009	2014
	22.8	13.9
Percentage of people living with HIV denied health services because of their HIV status in the last 12 months		2013
		4
Percentage of people living with HIV who reported a health-care professional told others about their HIV status without their consent		2013
		3.7

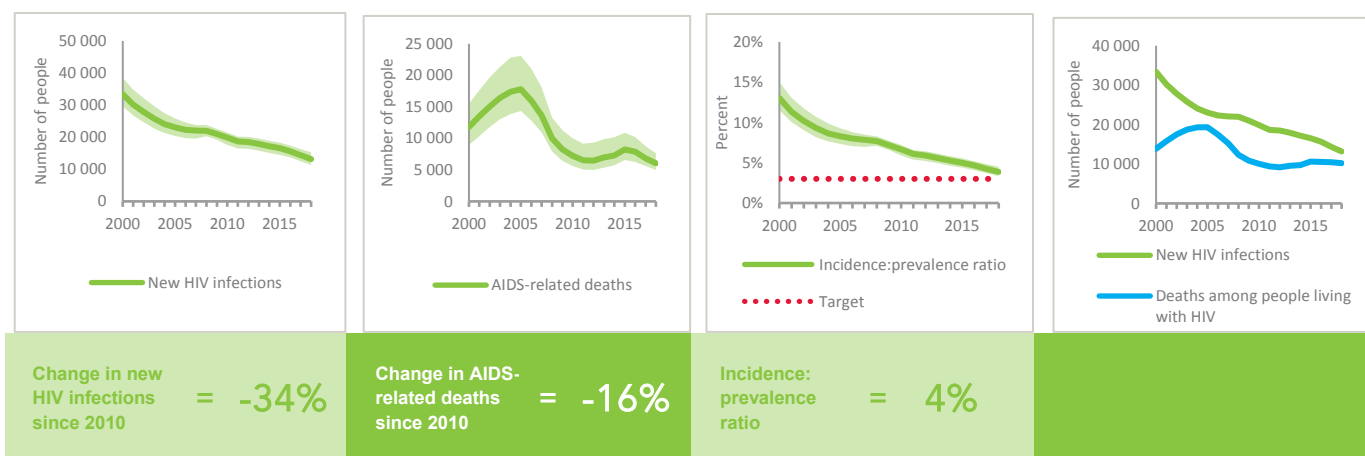
VIOLENCE

Proportion of ever-married or partnered women aged 15–49 years who experienced physical or sexual violence from a male intimate partner in the past 12 months

EXPENDITURES

	Financing sources					Total
	Domestic private	Domestic public	International: PEPFAR	International: Global Fund	International: all others	
Last available report: 2017	...	\$20 847 761	\$63 885 192	\$25 882 601	\$3 995 002	\$114 610 556

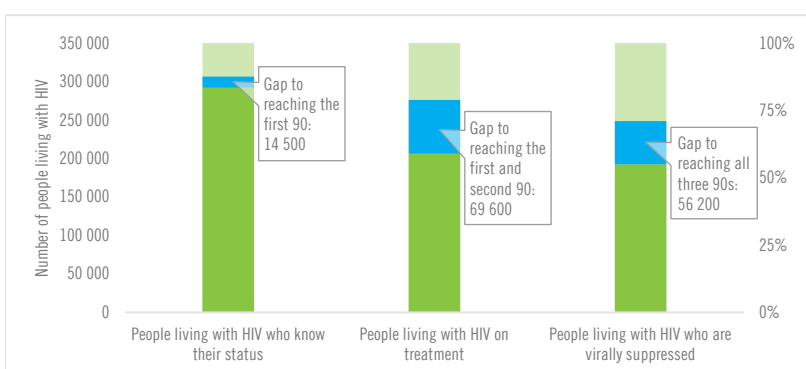
EPIDEMIC TRANSITION METRICS



KEY POPULATIONS

	Sex workers	Gay men and other men who have sex with men	People who inject drugs	Transgender people	Prisoners
Estimated size of population
HIV prevalence	71.9%	32.9%	31.4%
Know their HIV status	63.8%	82.2%
Antiretroviral therapy coverage	80.1%
Condom use	62.3%	46.4%
Coverage of HIV prevention programmes
Avoidance of health care because of stigma and discrimination	8.0%	8.0%
Expenditures (2014)	\$0	\$0	\$0

HIV TESTING AND TREATMENT CASCADE



	86% [80–92%]	61% [57–65%] 206 000	57% [53–60%]
All ages			
Children (0–14)	82% [64–95%]	70% [55–81%] 8500	62% [48–71%]
Women (15+)	89% [83–95%]	65% [61–69%] 125 000	61% [57–65%]
Men (15+)	82% [75–89%]	54% [49–59%] 72 400	49% [45–54%]

ELIMINATION OF MOTHER-TO-CHILD TRANSMISSION

	2010	2018
Percentage of pregnant women living with HIV accessing antiretroviral medicines	68% [55–79%]	77% [59–89%]
Early infant diagnosis	92.5% [79.8–>95%]	69.5% [60.0–90.4%]

HIV COMORBIDITIES

Estimated number of incident tuberculosis cases among people living with HIV (2017)	11 000 [6700 –15 000]
People living with HIV who started TB preventive therapy (2017)	...
Cervical cancer screening of women living with HIV (survey data) (2014)	29%
People coinfecting with HIV and hepatitis B virus receiving combined treatment	...
People coinfecting with HIV and hepatitis C virus starting hepatitis C treatment	...

HIV PREVENTION

Adults aged 15+ years with unsuppressed viral load	10.3%
Knowledge of HIV prevention among young people aged 15–24 years (2014)	
— Women	37.6%
— Men	30.9%
Condom use at last sex with a non-marital, non-cohabiting partner (2014)	
— Women	76%
— Men	76.6%
Women aged 15–49 years who have their demand for family planning satisfied by modern methods (2014)	78.9%
Men aged 15–49 years who are circumcised (2014)	72.3%
Voluntary medical male circumcisions performed according to national standards (2018)	26 448
People who received PrEP at least once during the reporting period (2018)	7279
Harm reduction	
— Use of sterile injecting equipment at last injection	...
— Needles and syringes distributed per person who injects	...
— Coverage of opioid substitution therapy	...
— Naloxone available (2019)	No
— Safe injection rooms available (2019)	No

EPIDEMIC ESTIMATES

	2010	2015	2018
New HIV infections			
New HIV infections (all ages)	2100 [1700–2600]	4000 [2900–5600]	6100 [3800–11 000]
New HIV infections (0–14)	<500 [<500– <500]	<500 [<500– <500]	<500 [<500–730]
New HIV infections (women, 15+)	540 [<500–690]	1100 [770–1600]	1700 [1000–3100]
New HIV infections (men, 15+)	1300 [1000–1600]	2600 [1900–3700]	4000 [2500–7200]
HIV incidence per 1000 population	0.1 [0.08–0.12]	0.17 [0.12–0.24]	0.24 [0.15–0.43]
AIDS-related deaths			
AIDS-related deaths (all ages)	1400 [1000–1700]	1600 [1200–2000]	1700 [1200–2300]
AIDS-related deaths (0–14)	<200 [<200– <500]	<500 [<200– <500]	<500 [<500– <500]
AIDS-related deaths (women, 15+)	<500 [<500– <500]	<500 [<500– <500]	<500 [<500–510]
AIDS-related deaths (men, 15+)	850 [650–1100]	980 [750–1200]	1000 [760–1500]
People living with HIV			
People living with HIV (all ages)	21 000 [18 000–24 000]	28 000 [23 000–35 000]	39 000 [30 000–55 000]
People living with HIV (0–14)	1400 [1200–1700]	1700 [1400–2000]	1900 [1600–2500]
People living with HIV (women, 15+)	5900 [5100–7000]	8300 [6900–10 000]	12 000 [9000–16 000]
People living with HIV (men, 15+)	14 000 [12 000–16 000]	18 000 [15 000–23 000]	25 000 [19 000–37 000]
HIV prevalence (15–49)	0.2 [0.2–0.2]	0.2 [0.2–0.3]	0.3 [0.2–0.4]

LAWS AND POLICIES

Laws criminalizing the transmission of, non-disclosure of or exposure to HIV transmission	Yes
Criminalization of sex work among consenting adults	Any criminalization or punitive regulation of sex work
Criminalization of same-sex sexual acts	Laws penalizing same-sex sexual acts have been decriminalized or never existed
Drug use or possession for personal use is an offence	Possession of drugs for personal use or drug use and/or consumption are specified as criminal offences
Criminalization of transgender people	Neither criminalized nor prosecuted
Laws or policies restricting the entry, stay and residence of people living with HIV	No
Parental consent for adolescents to access HIV testing	Yes, for adolescents younger than 18 years
Spousal consent for married women to access sexual and reproductive health services	No
Mandatory HIV testing for marriage, work or residence permits or for certain groups	No

STIGMA AND DISCRIMINATION

Percentage of women and men aged 15–49 years who report discriminatory attitudes towards people living with HIV

Percentage of people living with HIV denied health services because of their HIV status in the last 12 months

Percentage of people living with HIV who reported a health-care professional told others about their HIV status without their consent

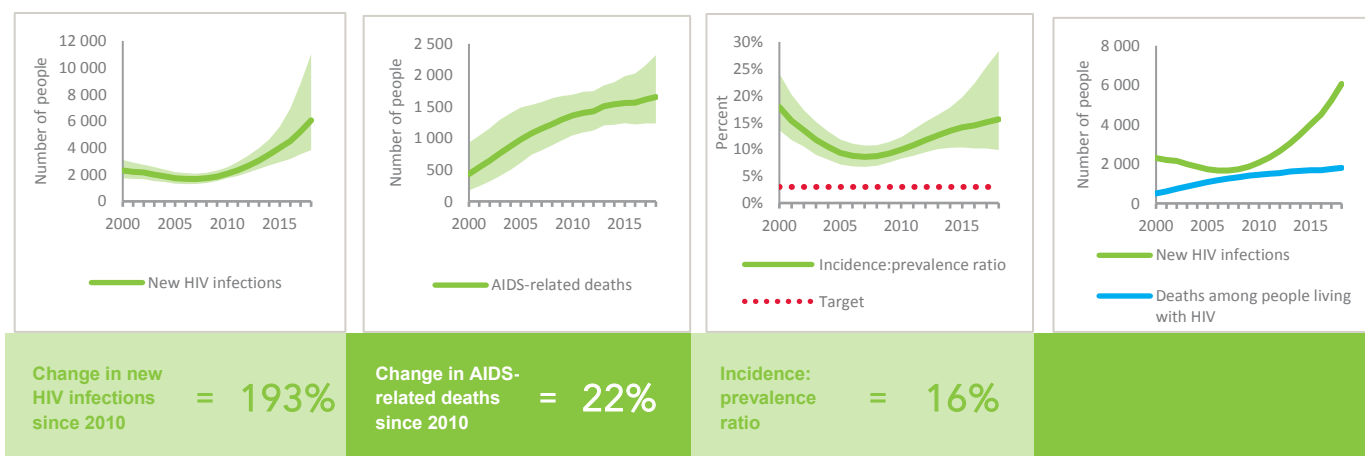
VIOLENCE

Proportion of ever-married or partnered women aged 15–49 years who experienced physical or sexual violence from a male intimate partner in the past 12 months

EXPENDITURES

	Financing sources					Total
	Domestic private	Domestic public	International: PEPFAR	International: Global Fund	International: all others	
Last available report: 2017	\$2901	\$289 872	...	\$4 405 954	\$1 067 746	\$11 981 599

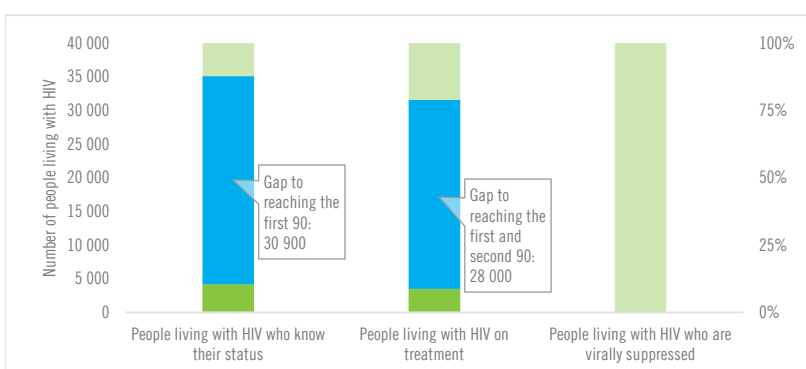
EPIDEMIC TRANSITION METRICS



KEY POPULATIONS

	Sex workers	Gay men and other men who have sex with men	People who inject drugs	Transgender people	Prisoners
Estimated size of population
HIV prevalence	5.5%	14.9%	8.5%	...	0.3%
Know their HIV status	40.6%	19.3%	20.6%
Antiretroviral therapy coverage
Condom use	62.8%	57.2%	41.8%
Coverage of HIV prevention programmes
Avoidance of health care because of stigma and discrimination
Expenditures (2017)	\$198 919	\$105 376	\$14 599

HIV TESTING AND TREATMENT CASCADE



	11% [8–15%]	9% [7–13%] 3500	...% [...–...%]
All ages			
Children (0–14)	5% [4–6%]	5% [4–6%] 90	...% [...–...%]
Women (15+)	21% [16–30%]	16% [12–22%] 1800	...% [...–...%]
Men (15+)	7% [5–9%]	6% [5–9%] 1600	...% [...–...%]

ELIMINATION OF MOTHER-TO-CHILD TRANSMISSION

	2010	2018
Percentage of pregnant women living with HIV accessing antiretroviral medicines	3% [2–3%]	25% [19–36%]
Early infant diagnosis	...% [...–...%]	...% [...–...%]

HIV COMORBIDITIES

Estimated number of incident tuberculosis cases among people living with HIV (2017)	1500 [690–2700]
People living with HIV who started TB preventive therapy (2017)	8.9%
Cervical cancer screening of women living with HIV	...
People coinfecting with HIV and hepatitis B virus receiving combined treatment	...
People coinfecting with HIV and hepatitis C virus starting hepatitis C treatment	...

HIV PREVENTION

Adults aged 15+ years with unsuppressed viral load	...
Knowledge of HIV prevention among young people aged 15–24 years (2015)	
— Women	22.9%
— Men	25.5%
Condom use at last sex with a non-marital, non-cohabiting partner	
— Women	...
— Men	...
Women aged 15–49 years who have their demand for family planning satisfied by modern methods	...
Men aged 15–49 years who are circumcised	Not applicable
Voluntary medical male circumcisions performed according to national standards	Not applicable
People who received PrEP at least once during the reporting period	...
Harm reduction	
— Use of sterile injecting equipment at last injection (2016)	68.4%
— Needles and syringes distributed per person who injects (2017)	8
— Coverage of opioid substitution therapy	...
— Naloxone available (2019)	No
— Safe injection rooms available (2019)	No

EPIDEMIC ESTIMATES

	2010	2015	2018
New HIV infections			
New HIV infections (all ages)	55 000 [51 000–59 000]	44 000 [40 000–48 000]	38 000 [33 000–45 000]
New HIV infections (0–14)	15 000 [11 000–18 000]	6 400 [3 800–8 600]	3 500 [2 900–5 100]
New HIV infections (women, 15+)	23 000 [21 000–25 000]	21 000 [19 000–24 000]	20 000 [17 000–23 000]
New HIV infections (men, 15+)	18 000 [16 000–20 000]	16 000 [15 000–19 000]	15 000 [13 000–18 000]
HIV incidence per 1000 population	4.26 [3.94–4.59]	2.89 [2.63–3.19]	2.28 [1.97–2.68]
AIDS-related deaths			
AIDS-related deaths (all ages)	29 000 [25 000–33 000]	14 000 [12 000–18 000]	13 000 [11 000–16 000]
AIDS-related deaths (0–14)	11 000 [8 100–13 000]	4 300 [2 800–5 700]	2 600 [1 800–3 500]
AIDS-related deaths (women, 15+)	9 800 [8 000–12 000]	4 700 [3 800–5 800]	5 000 [4 100–6 000]
AIDS-related deaths (men, 15+)	8 700 [7 300–10 000]	5 500 [4 400–6 800]	5 500 [4 500–6 700]
People living with HIV			
People living with HIV (all ages)	870 000 [770 000–960 000]	990 000 [870 000–1 100 000]	1 000 000 [940 000–1 100 000]
People living with HIV (0–14)	110 000 [90 000–120 000]	90 000 [69 000–100 000]	74 000 [57 000–89 000]
People living with HIV (women, 15+)	450 000 [400 000–500 000]	540 000 [480 000–580 000]	580 000 [520 000–620 000]
People living with HIV (men, 15+)	310 000 [270 000–340 000]	360 000 [320 000–390 000]	390 000 [350 000–430 000]
HIV prevalence (15–49)	10.6 [9.3–11.7]	9.8 [8.7–10.7]	9.2 [8–10]

LAWS AND POLICIES

Laws criminalizing the transmission of, non-disclosure of or exposure to HIV transmission	No, but prosecutions exist based on general criminal laws
Criminalization of sex work among consenting adults	Sex work is not subject to punitive regulations or is not criminalized
Criminalization of same-sex sexual acts	Yes, imprisonment (14 years - life)
Drug use or possession for personal use is an offence	Possession of drugs for personal use or drug use and/or consumption are specified as criminal offences
Criminalization of transgender people	...
Laws or policies restricting the entry, stay and residence of people living with HIV	No
Parental consent for adolescents to access HIV testing	Yes, for adolescents younger than 14 years
Spousal consent for married women to access sexual and reproductive health services	No
Mandatory HIV testing for marriage, work or residence permits or for certain groups	Yes

STIGMA AND DISCRIMINATION

Percentage of women and men aged 15–49 years who report discriminatory attitudes towards people living with HIV	2010	2016
	16.5	17.6
Percentage of people living with HIV denied health services because of their HIV status in the last 12 months	2016	
		1.7
Percentage of people living with HIV who reported a health-care professional told others about their HIV status without their consent	2016	
		6.1

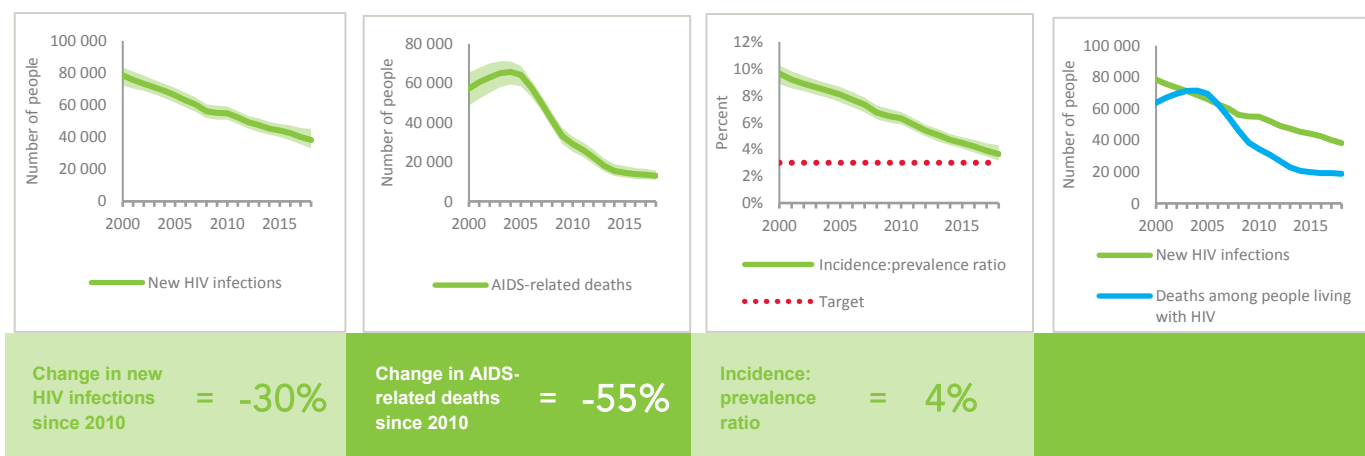
VIOLENCE

Proportion of ever-married or partnered women aged 15–49 years who experienced physical or sexual violence from a male intimate partner in the past 12 months	2010	2016
	22.1	24.3

EXPENDITURES

	Financing sources					Total
	Domestic private	Domestic public	International: PEPFAR	International: Global Fund	International: all others	
Last available report: 2017	...	\$5 594 173	\$114 934 352	\$89 842 549	\$8 070 474	\$218 441 548

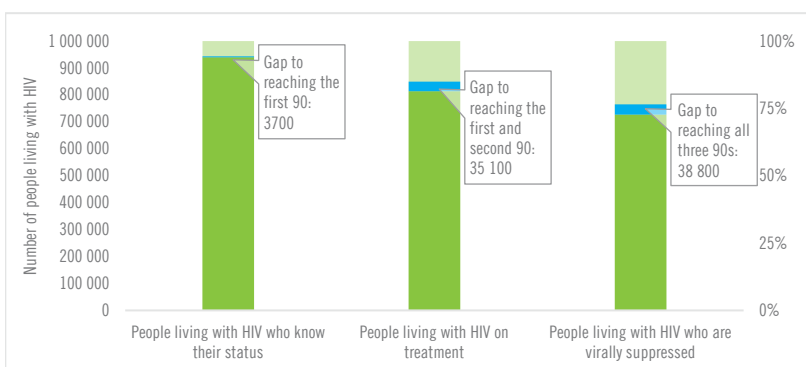
EPIDEMIC TRANSITION METRICS



KEY POPULATIONS

	Sex workers	Gay men and other men who have sex with men	People who inject drugs	Transgender people	Prisoners
Estimated size of population	15 000
HIV prevalence	55.0%	7.0%	16.0%
Know their HIV status	67.3%	64.0%	...	36.0%	...
Antiretroviral therapy coverage	91.0%	100%
Condom use	65.0%	44.0%
Coverage of HIV prevention programmes	68.0%	65.0%
Avoidance of health care because of stigma and discrimination
Expenditures (2017)	\$1 351 953	\$875 449	\$0

HIV TESTING AND TREATMENT CASCADE



	90% [80- >95%]	78% [70-84%] 814 000	69% [62-75%]
All ages			
Children (0-14)	61% [47-73%]	61% [47-73%] 45 100	35% [27-42%]
Women (15+)	94% [84- >95%]	86% [78-92%] 502 000	79% [71-85%]
Men (15+)	89% [79- >95%]	68% [61-74%] 267 000	61% [54-66%]

ELIMINATION OF MOTHER-TO-CHILD TRANSMISSION

	2010	2018
Percentage of pregnant women living with HIV accessing antiretroviral medicines	26% [20-30%]	>95% [80- >95%]
Early infant diagnosis	...% [...-...%]	>95% [84.1- >95%]

HIV COMORBIDITIES

Estimated number of incident tuberculosis cases among people living with HIV (2017)	12 000 [7800 -17 000]
People living with HIV who started TB preventive therapy (2017)	...
Cervical cancer screening of women living with HIV (survey data) (2016)	18.7%
People coinfecting with HIV and hepatitis B virus receiving combined treatment	...
People coinfecting with HIV and hepatitis C virus starting hepatitis C treatment	...

HIV PREVENTION

Adults aged 15+ years with unsuppressed viral load	2.7%
Knowledge of HIV prevention among young people aged 15-24 years (2016)	
— Women	41.1%
— Men	44.3%
Condom use at last sex with a non-marital, non-cohabiting partner (2016)	
— Women	49.9%
— Men	76.3%
Women aged 15-49 years who have their demand for family planning satisfied by modern methods (2016)	73.9%
Men aged 15-49 years who are circumcised (2016)	27.8%
Voluntary medical male circumcisions performed according to national standards (2018)	199 399
People who received PrEP at least once during the reporting period	...
Harm reduction	
— Use of sterile injecting equipment at last injection	...
— Needles and syringes distributed per person who injects	...
— Coverage of opioid substitution therapy	...
— Naloxone available (2019)	No
— Safe injection rooms available (2019)	No

EPIDEMIC ESTIMATES

	2010	2015	2018
New HIV infections			
New HIV infections (all ages)	980 [720–1200]	850 [540–1200]	910 [560–1300]
New HIV infections (0–14)	<100 [<100– <100]	<100 [<100– <100]	<100 [<100– <100]
New HIV infections (women, 15+)	<500 [<500– <500]	<500 [<200– <500]	<500 [<200– <500]
New HIV infections (men, 15+)	680 [<500–890]	590 [<500–830]	630 [<500–940]
HIV incidence per 1000 population	0.78 [0.58–0.99]	0.66 [0.42–0.91]	0.7 [0.43–1.01]
AIDS-related deaths			
AIDS-related deaths (all ages)	<500 [<500–680]	<500 [<500–570]	610 [<500–820]
AIDS-related deaths (0–14)	<100 [<100– <100]	<100 [<100– <100]	<100 [<100– <100]
AIDS-related deaths (women, 15+)	<200 [<200– <500]	<200 [<200– <500]	<200 [<200– <500]
AIDS-related deaths (men, 15+)	<500 [<500– <500]	<500 [<200– <500]	<500 [<500–570]
People living with HIV			
People living with HIV (all ages)	11 000 [9500–12 000]	12 000 [10 000–14 000]	13 000 [10 000–15 000]
People living with HIV (0–14)	<200 [<100– <200]	<200 [<100– <200]	<100 [<100– <200]
People living with HIV (women, 15+)	3200 [2800–3600]	3600 [3100–4100]	3800 [3100–4500]
People living with HIV (men, 15+)	7200 [6300–8400]	8200 [7000–9700]	8600 [7000–11 000]
HIV prevalence (15–49)	1.3 [1.2–1.4]	1.3 [1.2–1.4]	1.3 [1.1–1.5]

LAWS AND POLICIES

Laws criminalizing the transmission of, non-disclosure of or exposure to HIV transmission	No
Criminalization of sex work among consenting adults	Any criminalization or punitive regulation of sex work
Criminalization of same-sex sexual acts	Yes, penalty not specified
Drug use or possession for personal use is an offence	Possession of drugs for personal use or drug use and/or consumption are specified as criminal offences
Criminalization of transgender people	Neither criminalized nor prosecuted
Laws or policies restricting the entry, stay and residence of people living with HIV	Yes
Parental consent for adolescents to access HIV testing	Yes, for adolescents younger than 18 years
Spousal consent for married women to access sexual and reproductive health services	No
Mandatory HIV testing for marriage, work or residence permits or for certain groups	Yes

STIGMA AND DISCRIMINATION

Percentage of women and men aged 15–49 years who report discriminatory attitudes towards people living with HIV

Percentage of people living with HIV denied health services because of their HIV status in the last 12 months **2013**
28.9

Percentage of people living with HIV who reported a health-care professional told others about their HIV status without their consent **2013**
27.9

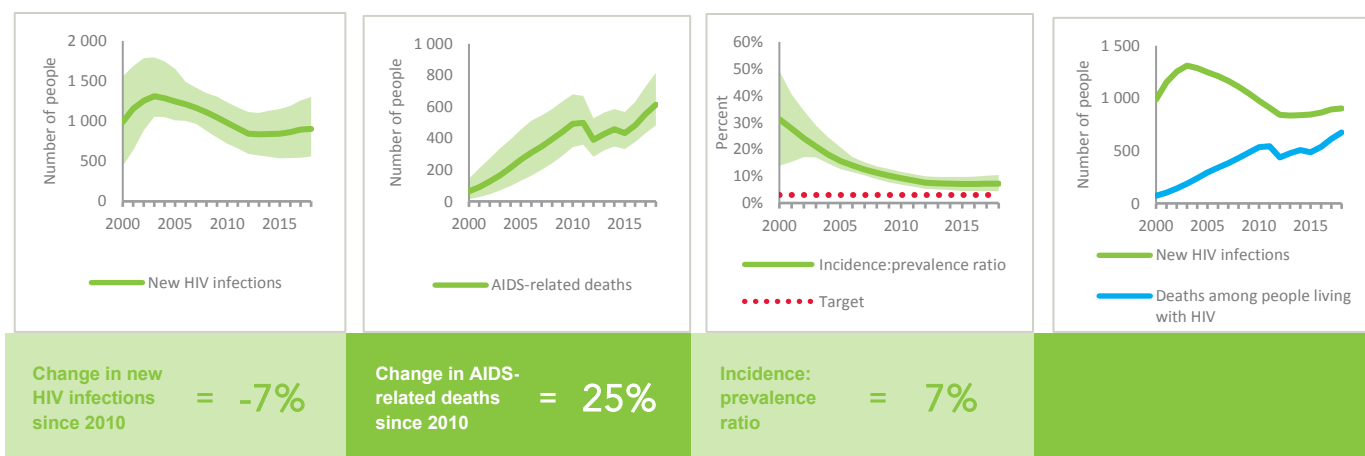
VIOLENCE

Proportion of ever-married or partnered women aged 15–49 years who experienced physical or sexual violence from a male intimate partner in the past 12 months

EXPENDITURES

	Financing sources					Total
	Domestic private	Domestic public	International: PEPFAR	International: Global Fund	International: all others	
Last available report: 2018	...	\$5 628 025	...	\$1 921 622	...	\$7 549 647

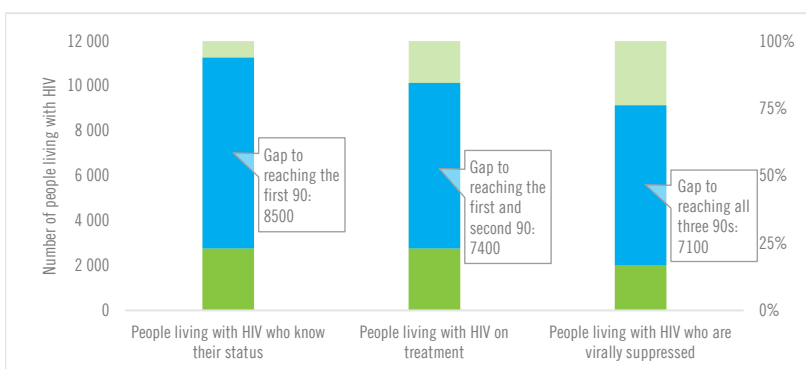
EPIDEMIC TRANSITION METRICS



KEY POPULATIONS

	Sex workers	Gay men and other men who have sex with men	People who inject drugs	Transgender people	Prisoners
Estimated size of population
HIV prevalence	15.0%	17.2%	32.3%	28.4%	17.3%
Know their HIV status	78.9%	86.6%	71.1%
Antiretroviral therapy coverage	51.7%	...	79.1%
Condom use	67.2%	53.1%	45.4%	45.4%	...
Coverage of HIV prevention programmes
Avoidance of health care because of stigma and discrimination
Expenditures (0)

HIV TESTING AND TREATMENT CASCADE



	2010	2018
All ages	22% [18–26%]	22% [18–26%] 2800
Children (0–14)	45% [40–50%]	45% [40–50%] 40
Women (15+)	19% [16–23%]	19% [16–23%] 720
Men (15+)	23% [19–28%]	23% [19–28%] 2000

ELIMINATION OF MOTHER-TO-CHILD TRANSMISSION

	2010	2018
Percentage of pregnant women living with HIV accessing antiretroviral medicines	69% [60–79%]	>95% [>95–>95%]
Early infant diagnosis	...% [...–...%]	75.3% [60.4–>95%]

HIV COMORBIDITIES

Estimated number of incident tuberculosis cases among people living with HIV (2017)	27 [18–39]
People living with HIV who started TB preventive therapy (2017)	0%
Cervical cancer screening of women living with HIV	...
People coinfecting with HIV and hepatitis B virus receiving combined treatment (2018)	100%
People coinfecting with HIV and hepatitis C virus starting hepatitis C treatment (2018)	4%

HIV PREVENTION

Adults aged 15+ years with unsuppressed viral load	1%
Knowledge of HIV prevention among young people aged 15–24 years (2014)	
— Women	4.4%
— Men	30%
Condom use at last sex with a non-marital, non-cohabiting partner	
— Women	...
— Men	...
Women aged 15–49 years who have their demand for family planning satisfied by modern methods	...
Men aged 15–49 years who are circumcised	Not applicable
Voluntary medical male circumcisions performed according to national standards	Not applicable
People who received PrEP at least once during the reporting period (2018)	3
Harm reduction	
— Use of sterile injecting equipment at last injection (2017)	92.2%
— Needles and syringes distributed per person who injects (2018)	89
— Coverage of opioid substitution therapy (2018)	53.6%
— Naloxone available (2019)	No
— Safe injection rooms available (2019)	No

EPIDEMIC ESTIMATES

	2010	2015	2018
New HIV infections			
New HIV infections (all ages)	160 000 [97 000–240 000]	150 000 [93 000–230 000]	150 000 [90 000–220 000]
New HIV infections (0–14)	28 000 [17 000–47 000]	17 000 [11 000–29 000]	16 000 [10 000–27 000]
New HIV infections (women, 15+)	75 000 [47 000–120 000]	76 000 [48 000–120 000]	73 000 [46 000–110 000]
New HIV infections (men, 15+)	53 000 [32 000–84 000]	57 000 [34 000–89 000]	55 000 [34 000–87 000]
HIV incidence per 1000 population	7.01 [4.26–11.09]	5.91 [3.59–9.34]	5.25 [3.2–8.32]
AIDS-related deaths			
AIDS-related deaths (all ages)	64 000 [46 000–87 000]	59 000 [42 000–80 000]	54 000 [39 000–73 000]
AIDS-related deaths (0–14)	16 000 [9600–26 000]	9800 [6000–16 000]	8700 [5300–14 000]
AIDS-related deaths (women, 15+)	28 000 [19 000–39 000]	25 000 [17 000–35 000]	21 000 [14 000–30 000]
AIDS-related deaths (men, 15+)	21 000 [15 000–28 000]	24 000 [18 000–33 000]	24 000 [18 000–32 000]
People living with HIV			
People living with HIV (all ages)	1 600 000 [1 300 000–1 900 000]	2 000 000 [1 600 000–2 400 000]	2 200 000 [1 700 000–2 700 000]
People living with HIV (0–14)	130 000 [100 000–180 000]	140 000 [110 000–190 000]	140 000 [110 000–190 000]
People living with HIV (women, 15+)	880 000 [710 000–1 100 000]	1 100 000 [890 000–1 300 000]	1 200 000 [1 000 000–1 500 000]
People living with HIV (men, 15+)	570 000 [450 000–710 000]	710 000 [560 000–890 000]	800 000 [630 000–1 000 000]
HIV prevalence (15–49)	12 [9.5–14.9]	12.5 [9.9–15.5]	12.6 [10–15.7]

LAWS AND POLICIES

Laws criminalizing the transmission of, non-disclosure of or exposure to HIV transmission	Yes
Criminalization of sex work among consenting adults	Sex work is not subject to punitive regulations or is not criminalized
Criminalization of same-sex sexual acts	No specific legislation
Drug use or possession for personal use is an offence	Possession of drugs for personal use or drug use and/or consumption are specified as criminal offences
Criminalization of transgender people	Neither criminalized nor prosecuted
Laws or policies restricting the entry, stay and residence of people living with HIV	No
Parental consent for adolescents to access HIV testing	Yes, for adolescents younger than 14 years
Spousal consent for married women to access sexual and reproductive health services	No
Mandatory HIV testing for marriage, work or residence permits or for certain groups	No

STIGMA AND DISCRIMINATION

Percentage of women and men aged 15–49 years who report discriminatory attitudes towards people living with HIV	2011	2015
	28	20.7

Percentage of people living with HIV denied health services because of their HIV status in the last 12 months	2013
	3.4

Percentage of people living with HIV who reported a health-care professional told others about their HIV status without their consent

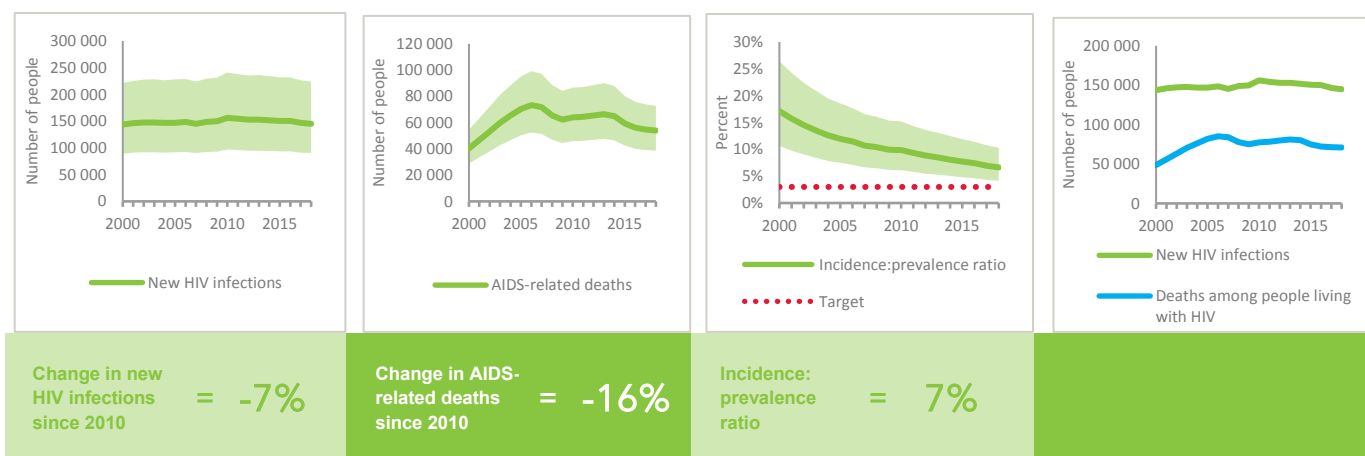
VIOLENCE

Proportion of ever-married or partnered women aged 15–49 years who experienced physical or sexual violence from a male intimate partner in the past 12 months	2011	2015
	27.7	15.5

EXPENDITURES

	Financing sources					Total
	Domestic private	Domestic public	International: PEPFAR	International: Global Fund	International: all others	
Last available report: 2016	...	\$8 501 812	\$206 158 981	\$84 130 028	\$30 730 657	\$329 521 478

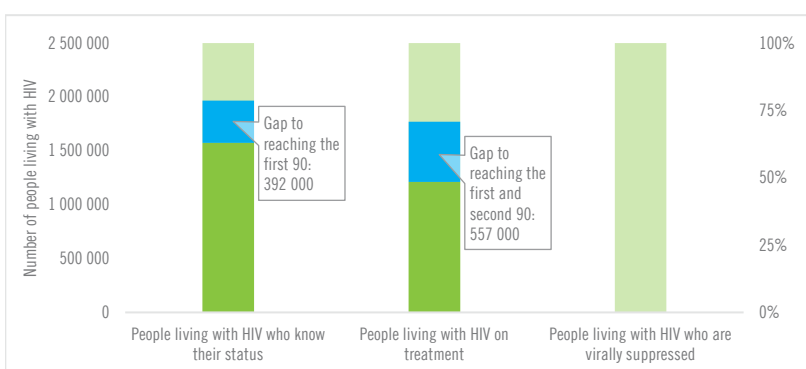
EPIDEMIC TRANSITION METRICS



KEY POPULATIONS

	Sex workers	Gay men and other men who have sex with men	People who inject drugs	Transgender people	Prisoners
Estimated size of population
HIV prevalence	24.0%
Know their HIV status
Antiretroviral therapy coverage
Condom use
Coverage of HIV prevention programmes
Avoidance of health care because of stigma and discrimination
Expenditures (2016)	\$3 244 170	\$479 004	\$17 746		

HIV TESTING AND TREATMENT CASCADE



	72% [58–89%]	56% [44–68%] 1 213 000	...% [...–...%]
All ages			
Children (0–14)	60% [45–81%]	60% [45–81%] 86 900	...% [...–...%]
Women (15+)	80% [65–>95%]	64% [51–77%] 791 000	...% [...–...%]
Men (15+)	61% [48–77%]	42% [33–53%] 334 000	...% [...–...%]

ELIMINATION OF MOTHER-TO-CHILD TRANSMISSION

	2010	2018
Percentage of pregnant women living with HIV accessing antiretroviral medicines	23% [17–31%]	>95% [73–>95%]
Early infant diagnosis	36.1% [27.3–50.2%]	66.4% [50.2–92.3%]

HIV COMORBIDITIES

Estimated number of incident tuberculosis cases among people living with HIV (2017)	66 000 [42 000–95 000]
People living with HIV who started TB preventive therapy (2017)	...
Cervical cancer screening of women living with HIV	...
People coinfecting with HIV and hepatitis B virus receiving combined treatment	...
People coinfecting with HIV and hepatitis C virus starting hepatitis C treatment	...

HIV PREVENTION

Adults aged 15+ years with unsuppressed viral load	...
Knowledge of HIV prevention among young people aged 15–24 years (2015)	
— Women	30.8%
— Men	30.2%
Condom use at last sex with a non-marital, non-cohabiting partner (2015)	
— Women	42%
— Men	46.5%
Women aged 15–49 years who have their demand for family planning satisfied by modern methods (2015)	55.5%
Men aged 15–49 years who are circumcised	...
Voluntary medical male circumcisions performed according to national standards (2018)	311 891
People who received PrEP at least once during the reporting period (2018)	1934
Harm reduction	
— Use of sterile injecting equipment at last injection	...
— Needles and syringes distributed per person who injects	...
— Coverage of opioid substitution therapy	...
— Naloxone available (2019)	Yes
— Safe injection rooms available (2019)	No

EPIDEMIC ESTIMATES

	2010	2015	2018
New HIV infections			
New HIV infections (all ages)	9900 [8700–11 000]	7600 [6600–8600]	6100 [5200–7000]
New HIV infections (0–14)	1400 [900–1700]	1100 [630–1400]	<500 [<500–610]
New HIV infections (women, 15+)	4900 [4200–5400]	3800 [3200–4300]	3300 [2700–3800]
New HIV infections (men, 15+)	3600 [3000–4300]	2800 [2300–3300]	2500 [2000–3000]
HIV incidence per 1000 population	5.42 [4.72–5.92]	3.77 [3.2–4.31]	2.82 [2.34–3.27]
AIDS-related deaths			
AIDS-related deaths (all ages)	3500 [3000–3900]	2500 [2200–3000]	2700 [2300–3200]
AIDS-related deaths (0–14)	770 [540–990]	520 [<500–780]	<500 [<200– <500]
AIDS-related deaths (women, 15+)	1500 [1300–1800]	1100 [900–1200]	1400 [1100–1700]
AIDS-related deaths (men, 15+)	1200 [980–1400]	930 [780–1100]	990 [830–1200]
People living with HIV			
People living with HIV (all ages)	170 000 [160 000–180 000]	190 000 [180 000–210 000]	200 000 [190 000–220 000]
People living with HIV (0–14)	13 000 [11 000–15 000]	13 000 [10 000–15 000]	11 000 [8700–13 000]
People living with HIV (women, 15+)	96 000 [87 000–100 000]	110 000 [100 000–120 000]	110 000 [110 000–120 000]
People living with HIV (men, 15+)	63 000 [57 000–68 000]	72 000 [66 000–77 000]	76 000 [69 000–82 000]
HIV prevalence (15–49)	13.4 [12.2–14.2]	12.6 [11.4–13.3]	11.8 [10.6–12.7]

LAWS AND POLICIES

Laws criminalizing the transmission of, non-disclosure of or exposure to HIV transmission	No, but prosecutions exist based on general criminal laws
Criminalization of sex work among consenting adults	...
Criminalization of same-sex sexual acts	Yes, penalty not specified
Drug use or possession for personal use is an offence	...
Criminalization of transgender people	Neither criminalized nor prosecuted
Laws or policies restricting the entry, stay and residence of people living with HIV	No
Parental consent for adolescents to access HIV testing	Yes, for adolescents younger than 14 years
Spousal consent for married women to access sexual and reproductive health services	No
Mandatory HIV testing for marriage, work or residence permits or for certain groups	No

STIGMA AND DISCRIMINATION

Percentage of women and men aged 15–49 years who report discriminatory attitudes towards people living with HIV	2007	2013
	23.1	13

Percentage of people living with HIV denied health services because of their HIV status in the last 12 months

Percentage of people living with HIV who reported a health-care professional told others about their HIV status without their consent

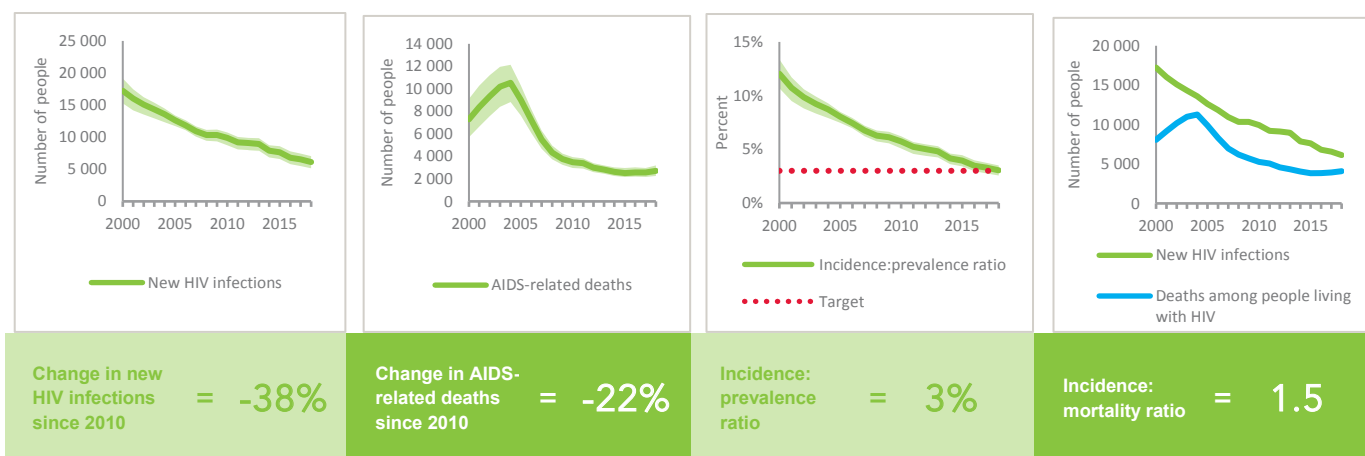
VIOLENCE

Proportion of ever-married or partnered women aged 15–49 years who experienced physical or sexual violence from a male intimate partner in the past 12 months	20.2
---	------

EXPENDITURES

	Financing sources					Total
	Domestic private	Domestic public	International: PEPFAR	International: Global Fund	International: all others	
Last available report: 2017	\$74 920 120	\$124 497 810	\$61 448 180	\$20 839 710	\$1 122 120	\$282 827 940

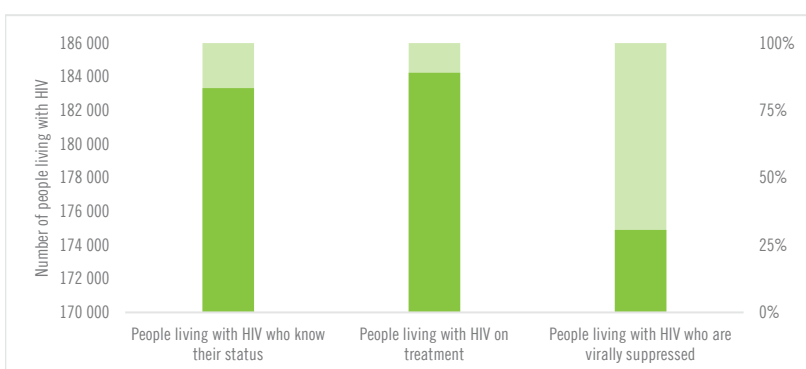
EPIDEMIC TRANSITION METRICS



KEY POPULATIONS

	Sex workers	Gay men and other men who have sex with men	People who inject drugs	Transgender people	Prisoners
Estimated size of population
HIV prevalence	40.7%
Know their HIV status
Antiretroviral therapy coverage
Condom use
Coverage of HIV prevention programmes
Avoidance of health care because of stigma and discrimination
Expenditures (0)

HIV TESTING AND TREATMENT CASCADE



	2010	2018
Percentage of pregnant women living with HIV accessing antiretroviral medicines	67% [55-77%]	>95% [92- >95%]
Early infant diagnosis	43.0% [37.4-52.2%]	...% [...-...%]

ELIMINATION OF MOTHER-TO-CHILD TRANSMISSION

	2010	2018
Percentage of pregnant women living with HIV accessing antiretroviral medicines	67% [55-77%]	>95% [92- >95%]
Early infant diagnosis	43.0% [37.4-52.2%]	...% [...-...%]

HIV COMORBIDITIES

Estimated number of incident tuberculosis cases among people living with HIV (2017)	3900 [2500-5500]
People living with HIV who started TB preventive therapy (2017)	14.8%
Cervical cancer screening of women living with HIV	...
People coinfecting with HIV and hepatitis B virus receiving combined treatment	...
People coinfecting with HIV and hepatitis C virus starting hepatitis C treatment	...

HIV PREVENTION

Adults aged 15+ years with unsuppressed viral load	1.5%
Knowledge of HIV prevention among young people aged 15-24 years	...
— Women	...
— Men	...
Condom use at last sex with a non-marital, non-cohabiting partner	...
— Women	...
— Men	...
Women aged 15-49 years who have their demand for family planning satisfied by modern methods	...
Men aged 15-49 years who are circumcised	...
Voluntary medical male circumcisions performed according to national standards (2018)	34 942
People who received PrEP at least once during the reporting period (2017)	190
Harm reduction	...
— Use of sterile injecting equipment at last injection	...
— Needles and syringes distributed per person who injects	...
— Coverage of opioid substitution therapy	...
— Naloxone available (2019)	No
— Safe injection rooms available (2019)	No

EPIDEMIC ESTIMATES

	2010	2015	2018
New HIV infections			
New HIV infections (all ages)	9000 [7600–10 000]	5000 [3700–6300]	3600 [2400–4800]
New HIV infections (0–14)	2200 [1400–2700]	510 [<500–840]	<500 [<500–700]
New HIV infections (women, 15+)	4000 [3200–4600]	2600 [1900–3300]	1900 [1300–2500]
New HIV infections (men, 15+)	2800 [2300–3600]	1800 [1400–2500]	1300 [910–1800]
HIV incidence per 1000 population	0.91 [0.76–1.04]	0.43 [0.33–0.55]	0.29 [0.2–0.39]
AIDS-related deaths			
AIDS-related deaths (all ages)	5700 [4700–7100]	3400 [2700–4200]	2900 [2400–3500]
AIDS-related deaths (0–14)	1500 [1100–1900]	560 [<500–830]	<500 [<200–540]
AIDS-related deaths (women, 15+)	2200 [1700–2800]	1500 [1200–1800]	1300 [1100–1700]
AIDS-related deaths (men, 15+)	2100 [1700–2700]	1400 [1100–1800]	1200 [1000–1500]
People living with HIV			
People living with HIV (all ages)	220 000 [200 000–250 000]	220 000 [200 000–250 000]	220 000 [200 000–250 000]
People living with HIV (0–14)	21 000 [18 000–24 000]	15 000 [12 000–19 000]	12 000 [8900–15 000]
People living with HIV (women, 15+)	120 000 [110 000–140 000]	130 000 [110 000–140 000]	130 000 [120 000–150 000]
People living with HIV (men, 15+)	78 000 [68 000–89 000]	81 000 [70 000–91 000]	81 000 [70 000–90 000]
HIV prevalence (15–49)	3.3 [2.8–3.7]	2.9 [2.4–3.2]	2.5 [2.1–2.8]

LAWS AND POLICIES

Laws criminalizing the transmission of, non-disclosure of or exposure to HIV transmission	...
Criminalization of sex work among consenting adults	...
Criminalization of same-sex sexual acts	Laws penalizing same-sex sexual acts have been decriminalized or never existed
Drug use or possession for personal use is an offence	...
Criminalization of transgender people	...
Laws or policies restricting the entry, stay and residence of people living with HIV	No
Parental consent for adolescents to access HIV testing	...
Spousal consent for married women to access sexual and reproductive health services	...
Mandatory HIV testing for marriage, work or residence permits or for certain groups	No

STIGMA AND DISCRIMINATION

	2010	2015
Percentage of women and men aged 15–49 years who report discriminatory attitudes towards people living with HIV	14.4	9.9

Percentage of people living with HIV denied health services because of their HIV status in the last 12 months

Percentage of people living with HIV who reported a health-care professional told others about their HIV status without their consent

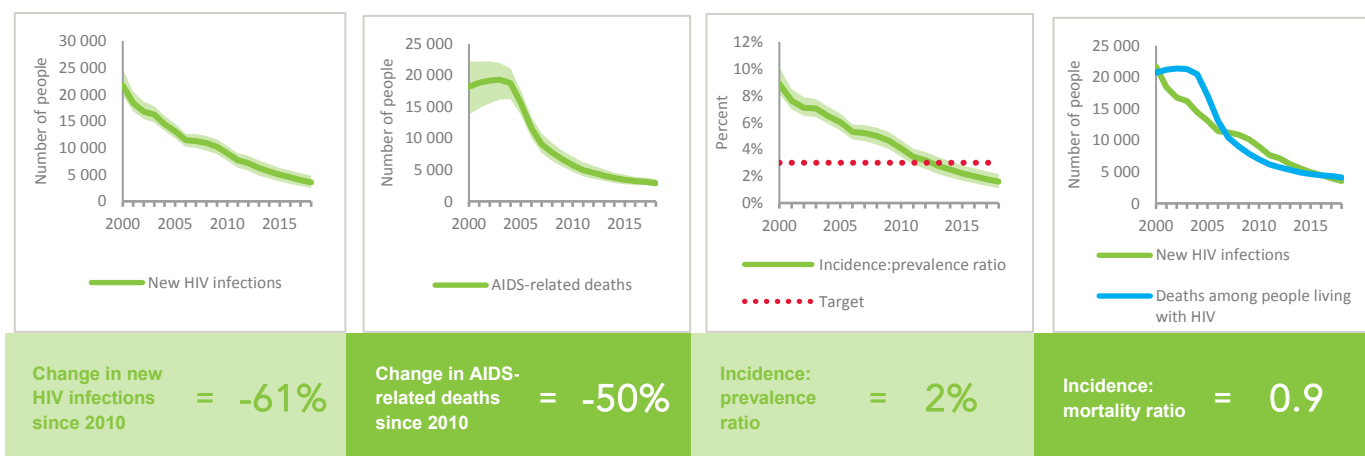
VIOLENCE

	2010	2015
Proportion of ever-married or partnered women aged 15–49 years who experienced physical or sexual violence from a male intimate partner in the past 12 months	44.3	20.7

EXPENDITURES

	Financing sources					Total
	Domestic private	Domestic public	International: PEPFAR	International: Global Fund	International: all others	
Last available report: 2015	...	\$19 877 495	\$97 029 539	\$95 605 601	\$5 077 320	\$217 589 955

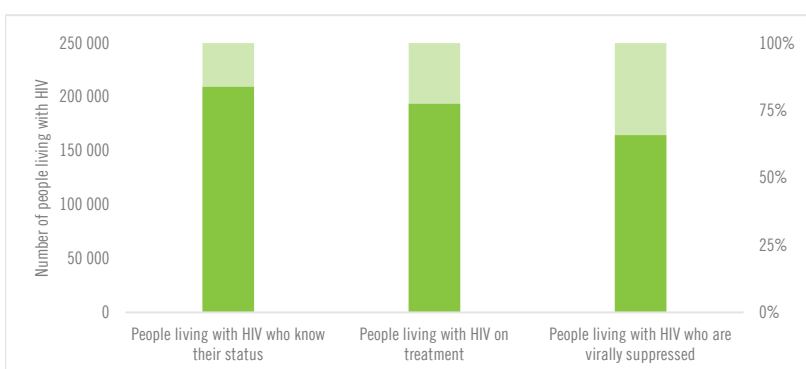
EPIDEMIC TRANSITION METRICS



KEY POPULATIONS

	Sex workers	Gay men and other men who have sex with men	People who inject drugs	Transgender people	Prisoners
Estimated size of population
HIV prevalence	45.8%	4.0%
Know their HIV status	95.1%	83.0%
Antiretroviral therapy coverage	36.3%
Condom use	84.3%	71.4%
Coverage of HIV prevention programmes
Avoidance of health care because of stigma and discrimination
Expenditures (2015)	\$218 310	\$240 246	\$0		

HIV TESTING AND TREATMENT CASCADE



All ages	94% [83- >95%]	87% [76- >95%] 194 000	74% [65-82%]
Children (0-14)	63% [47-80%]	63% [47-80%] 7500	43% [32-55%]
Women (15+)	>95% [85- >95%]	91% [80- >95%] 119 000	79% [70-88%]
Men (15+)	>95% [83- >95%]	84% [73-94%] 67 600	70% [62-79%]

ELIMINATION OF MOTHER-TO-CHILD TRANSMISSION

	2010	2018
Percentage of pregnant women living with HIV accessing antiretroviral medicines	58% [44-69%]	>95% [79- >95%]
Early infant diagnosis	60.3% [50.7-79.4%]	82.5% [71.0- >95%]

HIV COMORBIDITIES

Estimated number of incident tuberculosis cases among people living with HIV (2017)	1500 [980-2200]
People living with HIV who started TB preventive therapy (2017)	...
Cervical cancer screening of women living with HIV	...
People coinfecting with HIV and hepatitis B virus receiving combined treatment	...
People coinfecting with HIV and hepatitis C virus starting hepatitis C treatment	...

HIV PREVENTION

Adults aged 15+ years with unsuppressed viral load	0.7%
Knowledge of HIV prevention among young people aged 15-24 years (2015)	
— Women	64.6%
— Men	64.3%
Condom use at last sex with a non-marital, non-cohabiting partner (2015)	
— Women	47.5%
— Men	65.9%
Women aged 15-49 years who have their demand for family planning satisfied by modern methods (2015)	63.9%
Men aged 15-49 years who are circumcised (2015)	29.6%
Voluntary medical male circumcisions performed according to national standards (2018)	327 904
People who received PrEP at least once during the reporting period	...
Harm reduction	
— Use of sterile injecting equipment at last injection	...
— Needles and syringes distributed per person who injects	...
— Coverage of opioid substitution therapy	...
— Naloxone available (2019)	...
— Safe injection rooms available (2019)	...

EPIDEMIC ESTIMATES

	2010	2015	2018
New HIV infections			
New HIV infections (all ages)	390 000 [370 000–430 000]	300 000 [270 000–330 000]	240 000 [210 000–270 000]
New HIV infections (0–14)	28 000 [21 000–46 000]	15 000 [12 000–26 000]	14 000 [11 000–35 000]
New HIV infections (women, 15+)	220 000 [200 000–240 000]	170 000 [150 000–190 000]	140 000 [120 000–160 000]
New HIV infections (men, 15+)	150 000 [130 000–180 000]	110 000 [99 000–130 000]	86 000 [75 000–100 000]
HIV incidence per 1000 population	9.08 [8.55–9.81]	6.4 [5.9–7.09]	4.94 [4.43–5.51]
AIDS-related deaths			
AIDS-related deaths (all ages)	140 000 [110 000–170 000]	75 000 [58 000–96 000]	71 000 [52 000–91 000]
AIDS-related deaths (0–14)	18 000 [11 000–28 000]	7 100 [4 900–10 000]	4 400 [1 900–15 000]
AIDS-related deaths (women, 15+)	69 000 [53 000–84 000]	37 000 [27 000–48 000]	33 000 [23 000–45 000]
AIDS-related deaths (men, 15+)	56 000 [45 000–75 000]	31 000 [24 000–44 000]	33 000 [26 000–46 000]
People living with HIV			
People living with HIV (all ages)	6 100 000 [5 500 000–6 600 000]	7 200 000 [6 600 000–7 700 000]	7 700 000 [7 100 000–8 300 000]
People living with HIV (0–14)	320 000 [250 000–370 000]	290 000 [220 000–370 000]	260 000 [200 000–360 000]
People living with HIV (women, 15+)	3 600 000 [3 200 000–3 900 000]	4 300 000 [4 000 000–4 600 000]	4 700 000 [4 300 000–5 000 000]
People living with HIV (men, 15+)	2 200 000 [2 000 000–2 500 000]	2 600 000 [2 400 000–2 900 000]	2 800 000 [2 500 000–3 100 000]
HIV prevalence (15–49)	18.9 [16.8–20.7]	20.3 [17.6–22.3]	20.4 [17.4–22.5]

LAWS AND POLICIES

Laws criminalizing the transmission of, non-disclosure of or exposure to HIV transmission	...
Criminalization of sex work among consenting adults	Any criminalization or punitive regulation of sex work
Criminalization of same-sex sexual acts	Laws penalizing same-sex sexual acts have been decriminalized or never existed
Drug use or possession for personal use is an offence	Possession of drugs for personal use or drug use and/or consumption are specified as criminal offences
Criminalization of transgender people	Neither criminalized nor prosecuted
Laws or policies restricting the entry, stay and residence of people living with HIV	No
Parental consent for adolescents to access HIV testing	Yes, for adolescents younger than 14 years
Spousal consent for married women to access sexual and reproductive health services	No
Mandatory HIV testing for marriage, work or residence permits or for certain groups	No

STIGMA AND DISCRIMINATION

Percentage of women and men aged 15–49 years who report discriminatory attitudes towards people living with HIV	2017
	12.6
Percentage of people living with HIV denied health services because of their HIV status in the last 12 months	2014
	3.2
Percentage of people living with HIV who reported a health-care professional told others about their HIV status without their consent	

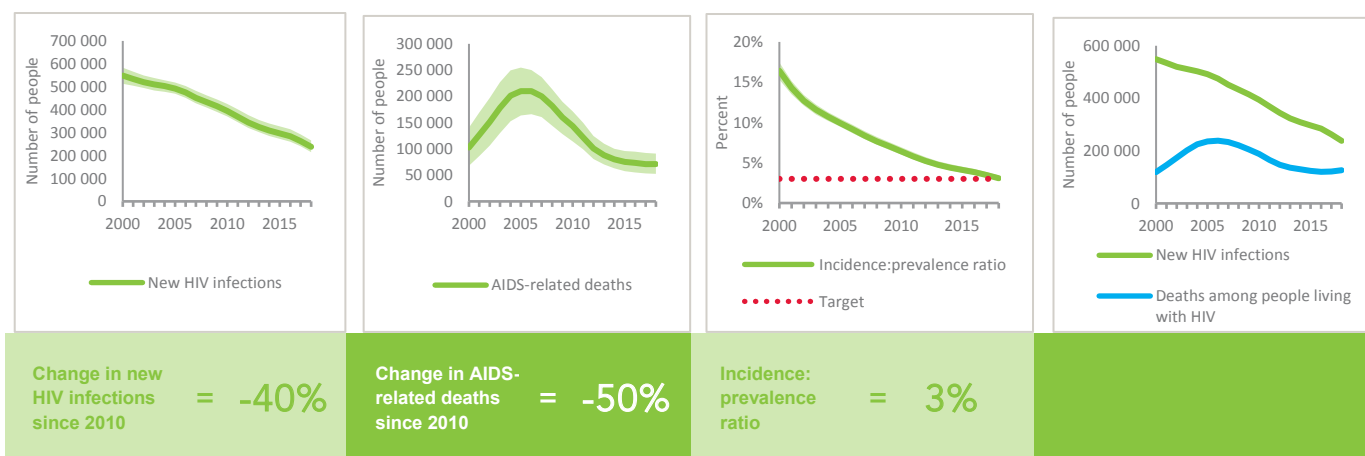
VIOLENCE

Proportion of ever-married or partnered women aged 15–49 years who experienced physical or sexual violence from a male intimate partner in the past 12 months	2012	2017
	5.1	30.3

EXPENDITURES

	Financing sources					Total
	Domestic private	Domestic public	International: PEPFAR	International: Global Fund	International: all others	
Last available report: 2017	\$0	\$1 545 826 721	\$472 582 374	\$54 863 457	\$10 070 103	\$2 021 895 609

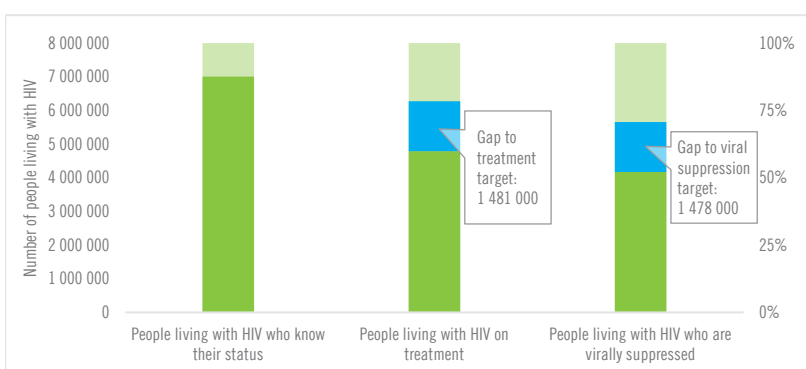
EPIDEMIC TRANSITION METRICS



KEY POPULATIONS

	Sex workers	Gay men and other men who have sex with men	People who inject drugs	Transgender people	Prisoners
Estimated size of population
HIV prevalence	57.7%	18.1%	21.8%	...	8.9%
Know their HIV status
Antiretroviral therapy coverage	23.6%	28.1%	98.8%
Condom use	86.1%	97.9%
Coverage of HIV prevention programmes
Avoidance of health care because of stigma and discrimination
Expenditures (2017)	\$10 491 195	\$2 093 180	\$4 796 756		

HIV TESTING AND TREATMENT CASCADE



	90% [83– >95%]	62% [57–66%] 4 788 000	54% [49–58%]
All ages			
Children (0–14)	76% [59– >95%]	63% [49–87%] 163 000	46% [36–64%]
Women (15+)	93% [86– >95%]	65% [60–70%] 3 057 000	58% [54–62%]
Men (15+)	88% [79– >95%]	56% [50–60%] 1 568 000	47% [42–51%]

ELIMINATION OF MOTHER-TO-CHILD TRANSMISSION

	2010	2018
Percentage of pregnant women living with HIV accessing antiretroviral medicines	65% [48–79%]	87% [63– >95%]
Early infant diagnosis	65.7% [54.2–88.1%]	88.7% [73.3– >95%]

HIV COMORBIDITIES

Estimated number of incident tuberculosis cases among people living with HIV (2017)	193 000 [137 000–258 000]
People living with HIV who started TB preventive therapy (2017)	52.9%
Cervical cancer screening of women living with HIV	...
People coinfecting with HIV and hepatitis B virus receiving combined treatment	...
People coinfecting with HIV and hepatitis C virus starting hepatitis C treatment	...

HIV PREVENTION

Adults aged 15+ years with unsuppressed viral load	8.5%
Knowledge of HIV prevention among young people aged 15–24 years (2016)	
— Women	46.1%
— Men	45.6%
Condom use at last sex with a non-marital, non-cohabiting partner (2016)	
— Women	61.4%
— Men	73.1%
Women aged 15–49 years who have their demand for family planning satisfied by modern methods (2016)	79.7%
Men aged 15–49 years who are circumcised	...
Voluntary medical male circumcisions performed according to national standards (2018)	572 442
People who received PrEP at least once during the reporting period (2018)	8184
Harm reduction	
— Use of sterile injecting equipment at last injection	...
— Needles and syringes distributed per person who injects	...
— Coverage of opioid substitution therapy	...
— Naloxone available (2019)	...
— Safe injection rooms available (2019)	...

EPIDEMIC ESTIMATES

	2010	2015	2018
New HIV infections			
New HIV infections (all ages)	14 000 [11 000–18 000]	17 000 [12 000–22 000]	19 000 [13 000–27 000]
New HIV infections (0–14)	2900 [2100–3800]	2600 [1700–3600]	2700 [1600–3900]
New HIV infections (women, 15+)	6600 [4800–8100]	8200 [5600–11 000]	9500 [6200–13 000]
New HIV infections (men, 15+)	4900 [3600–6200]	6100 [4100–8200]	7100 [4700–10 000]
HIV incidence per 1000 population	1.51 [1.13–1.89]	1.49 [1.01–1.96]	1.56 [1.03–2.18]
AIDS-related deaths			
AIDS-related deaths (all ages)	9800 [7300–13 000]	9800 [7200–12 000]	9900 [6900–13 000]
AIDS-related deaths (0–14)	2000 [1600–2600]	2000 [1400–2600]	1900 [1200–2600]
AIDS-related deaths (women, 15+)	4500 [3200–5900]	4200 [3000–5400]	4400 [3000–5700]
AIDS-related deaths (men, 15+)	3300 [2400–4400]	3700 [2700–4800]	3500 [2500–4700]
People living with HIV			
People living with HIV (all ages)	140 000 [110 000–170 000]	170 000 [130 000–210 000]	190 000 [140 000–240 000]
People living with HIV (0–14)	15 000 [11 000–19 000]	16 000 [12 000–21 000]	16 000 [12 000–21 000]
People living with HIV (women, 15+)	73 000 [58 000–89 000]	90 000 [69 000–110 000]	100 000 [77 000–130 000]
People living with HIV (men, 15+)	53 000 [40 000–64 000]	64 000 [47 000–78 000]	73 000 [52 000–92 000]
HIV prevalence (15–49)	2.4 [1.9–3]	2.4 [1.8–3]	2.5 [1.9–3.1]

LAWS AND POLICIES

Laws criminalizing the transmission of, non-disclosure of or exposure to HIV transmission	Yes
Criminalization of sex work among consenting adults	Any criminalization or punitive regulation of sex work
Criminalization of same-sex sexual acts	Yes, imprisonment (up to 14 years)
Drug use or possession for personal use is an offence	Possession of drugs for personal use or drug use and/or consumption are specified as criminal offences
Criminalization of transgender people	Neither criminalized nor prosecuted
Laws or policies restricting the entry, stay and residence of people living with HIV	No
Parental consent for adolescents to access HIV testing	Yes, for adolescents younger than 18 years
Spousal consent for married women to access sexual and reproductive health services	No
Mandatory HIV testing for marriage, work or residence permits or for certain groups	No

STIGMA AND DISCRIMINATION

Percentage of women and men aged 15–49 years who report discriminatory attitudes towards people living with HIV

Percentage of people living with HIV denied health services because of their HIV status in the last 12 months

Percentage of people living with HIV who reported a health-care professional told others about their HIV status without their consent

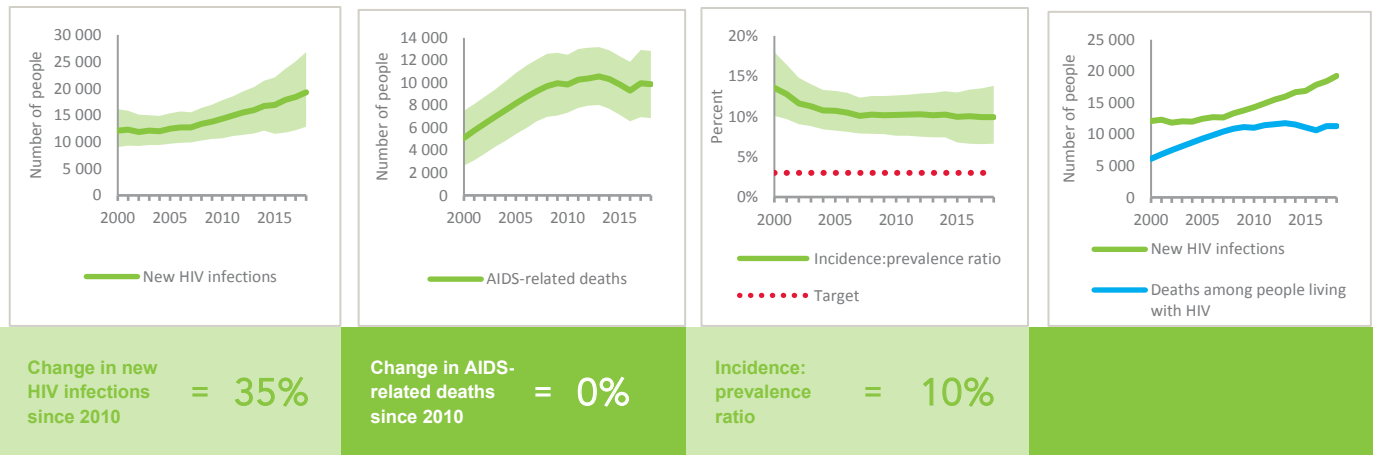
VIOLENCE

Proportion of ever-married or partnered women aged 15–49 years who experienced physical or sexual violence from a male intimate partner in the past 12 months

EXPENDITURES

	Financing sources					Total
	Domestic private	Domestic public	International: PEPFAR	International: Global Fund	International: all others	
Last available report: 2012	...	\$2 302 076	\$12 287 166	\$3 746 098	\$2 473 180	\$24 154 614

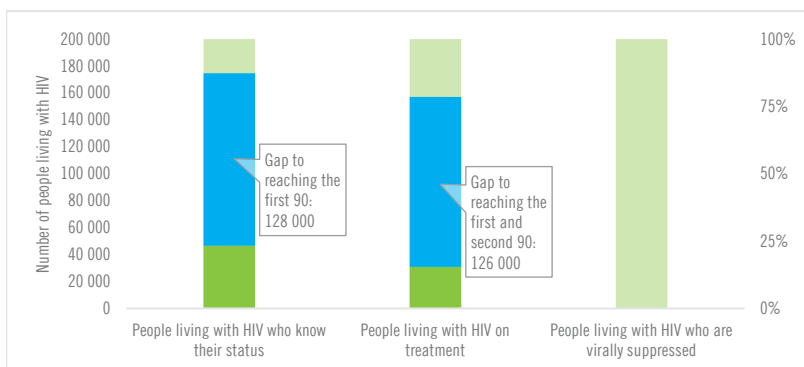
EPIDEMIC TRANSITION METRICS



KEY POPULATIONS

	Sex workers	Gay men and other men who have sex with men	People who inject drugs	Transgender people	Prisoners
Estimated size of population
HIV prevalence	39.8%
Know their HIV status	57.1%
Antiretroviral therapy coverage	75.3%
Condom use	60.1%
Coverage of HIV prevention programmes	16.3%
Avoidance of health care because of stigma and discrimination
Expenditures (0)

HIV TESTING AND TREATMENT CASCADE



	2010	2018
All ages	24% [18–30%]	16% [12–20%] 30 700
Children (0–14)	9% [7–12%]	9% [7–12%] 1500
Women (15+)	28% [21–35%]	19% [14–23%] 19 500
Men (15+)	22% [16–27%]	13% [10–17%] 9800

ELIMINATION OF MOTHER-TO-CHILD TRANSMISSION

	2010	2018
Percentage of pregnant women living with HIV accessing antiretroviral medicines	9% [6–11%]	56% [41–74%]
Early infant diagnosis	...% [...–...%]	5.7% [4.3–7.8%]

HIV COMORBIDITIES

Estimated number of incident tuberculosis cases among people living with HIV (2017)	2300 [1400–3300]
People living with HIV who started TB preventive therapy (2017)	...
Cervical cancer screening of women living with HIV	...
People coinfectd with HIV and hepatitis B virus receiving combined treatment	...
People coinfectd with HIV and hepatitis C virus starting hepatitis C treatment	...

HIV PREVENTION

Adults aged 15+ years with unsuppressed viral load	...
Knowledge of HIV prevention among young people aged 15–24 years	...
— Women	...
— Men	...
Condom use at last sex with a non-marital, non-cohabiting partner	...
— Women	...
— Men	...
Women aged 15–49 years who have their demand for family planning satisfied by modern methods	...
Men aged 15–49 years who are circumcised	...
Voluntary medical male circumcisions performed according to national standards (2018)	1147
People who received PrEP at least once during the reporting period	...
Harm reduction	...
— Use of sterile injecting equipment at last injection	...
— Needles and syringes distributed per person who injects	...
— Coverage of opioid substitution therapy	...
— Naloxone available (2019)	No
— Safe injection rooms available (2019)	No

EPIDEMIC ESTIMATES

	2010	2015	2018
New HIV infections			
New HIV infections (all ages)	92 000 [82 000–110 000]	65 000 [56 000–80 000]	53 000 [44 000–67 000]
New HIV infections (0–14)	22 000 [18 000–25 000]	10 000 [8600–11 000]	7500 [5100–11 000]
New HIV infections (women, 15+)	41 000 [35 000–48 000]	31 000 [27 000–39 000]	26 000 [21 000–34 000]
New HIV infections (men, 15+)	30 000 [26 000–37 000]	23 000 [20 000–31 000]	19 000 [16 000–27 000]
HIV incidence per 1000 population	3.21 [2.82–3.76]	1.9 [1.63–2.34]	1.4 [1.15–1.82]
AIDS-related deaths			
AIDS-related deaths (all ages)	56 000 [48 000–66 000]	30 000 [25 000–38 000]	23 000 [19 000–31 000]
AIDS-related deaths (0–14)	16 000 [13 000–18 000]	8300 [6800–9700]	5500 [4100–7300]
AIDS-related deaths (women, 15+)	24 000 [20 000–29 000]	8600 [6300–12 000]	7000 [5700–9800]
AIDS-related deaths (men, 15+)	16 000 [13 000–20 000]	13 000 [11 000–18 000]	11 000 [8300–15 000]
People living with HIV			
People living with HIV (all ages)	1 200 000 [1 100 000–1 300 000]	1 300 000 [1 200 000–1 400 000]	1 400 000 [1 300 000–1 500 000]
People living with HIV (0–14)	140 000 [120 000–150 000]	120 000 [100 000–130 000]	100 000 [88 000–110 000]
People living with HIV (women, 15+)	620 000 [590 000–670 000]	720 000 [680 000–780 000]	770 000 [720 000–840 000]
People living with HIV (men, 15+)	430 000 [400 000–480 000]	490 000 [450 000–540 000]	510 000 [470 000–570 000]
HIV prevalence (15–49)	6.8 [6.5–7.1]	6.2 [5.9–6.5]	5.7 [5.4–6.1]

LAWS AND POLICIES

Laws criminalizing the transmission of, non-disclosure of or exposure to HIV transmission	Yes
Criminalization of sex work among consenting adults	Any criminalization or punitive regulation of sex work
Criminalization of same-sex sexual acts	Yes, penalty not specified
Drug use or possession for personal use is an offence	...
Criminalization of transgender people	Criminalized
Laws or policies restricting the entry, stay and residence of people living with HIV	No
Parental consent for adolescents to access HIV testing	Yes, for adolescents younger than 14 years
Spousal consent for married women to access sexual and reproductive health services	No
Mandatory HIV testing for marriage, work or residence permits or for certain groups	No

STIGMA AND DISCRIMINATION

Percentage of women and men aged 15–49 years who report discriminatory attitudes towards people living with HIV	2011	2016
	26.2	33.2
Percentage of people living with HIV denied health services because of their HIV status in the last 12 months		2013
		4.2
Percentage of people living with HIV who reported a health-care professional told others about their HIV status without their consent		2013
		7

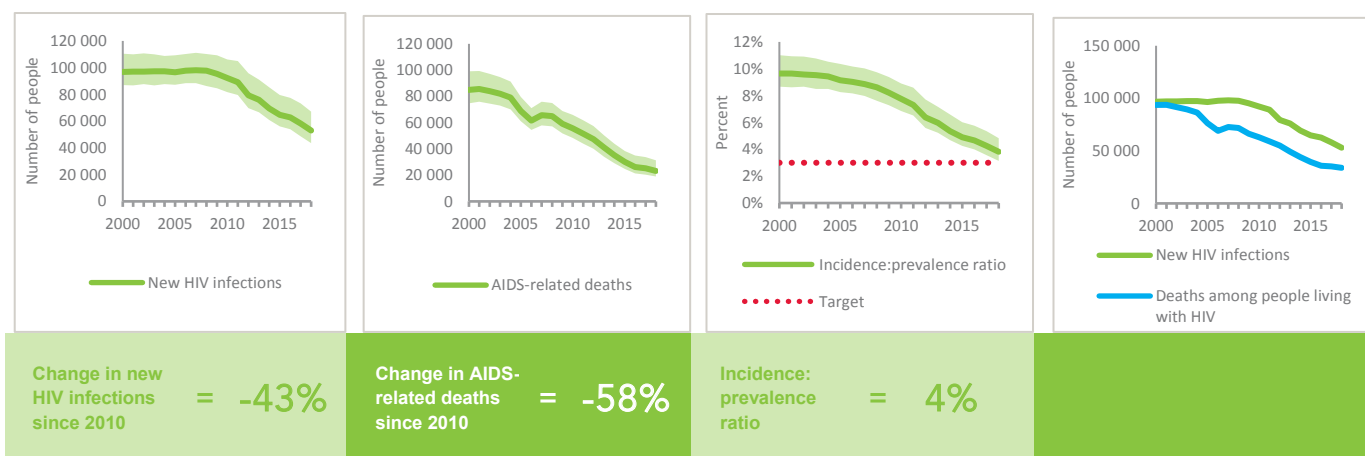
VIOLENCE

Proportion of ever-married or partnered women aged 15–49 years who experienced physical or sexual violence from a male intimate partner in the past 12 months	2011	2016
	33.3	29.9

EXPENDITURES

	Financing sources					Total
	Domestic private	Domestic public	International: PEPFAR	International: Global Fund	International: all others	
Last available report: 2008	...	\$38 693 159	...	\$2 295 076	\$246 205 640	\$296 649 946

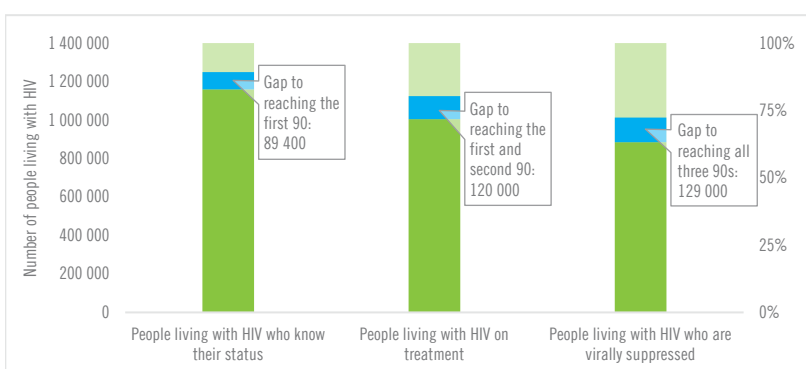
EPIDEMIC TRANSITION METRICS



KEY POPULATIONS

	Sex workers	Gay men and other men who have sex with men	People who inject drugs	Transgender people	Prisoners
Estimated size of population
HIV prevalence	85.0%	...	26.7%	...	15.0%
Know their HIV status	100%	85.0%	100%	84.0%	...
Antiretroviral therapy coverage	...	66.0%	78.0%	13.0%	49.0%
Condom use	69.4%	...	4.0%
Coverage of HIV prevention programmes	8.0%
Avoidance of health care because of stigma and discrimination	64.0%
Expenditures (0)

HIV TESTING AND TREATMENT CASCADE



	2010	2018
Percentage of pregnant women living with HIV accessing antiretroviral medicines	29% [24–33%]	93% [73– >95%]
Early infant diagnosis	10.1% [8.8–12.0%]	44.8% [39.4–56.6%]

ELIMINATION OF MOTHER-TO-CHILD TRANSMISSION

	2010	2018
Percentage of pregnant women living with HIV accessing antiretroviral medicines	29% [24–33%]	93% [73– >95%]
Early infant diagnosis	10.1% [8.8–12.0%]	44.8% [39.4–56.6%]

HIV COMORBIDITIES

Estimated number of incident tuberculosis cases among people living with HIV (2017)	34 000 [22 000–49 000]
People living with HIV who started TB preventive therapy (2017)	...
Cervical cancer screening of women living with HIV	...
People coinfecting with HIV and hepatitis B virus receiving combined treatment	...
People coinfecting with HIV and hepatitis C virus starting hepatitis C treatment	...

HIV PREVENTION

Adults aged 15+ years with unsuppressed viral load	2.1%
Knowledge of HIV prevention among young people aged 15–24 years (2016)	
— Women	45.7%
— Men	44.8%
Condom use at last sex with a non-marital, non-cohabiting partner (2016)	
— Women	38.3%
— Men	62.4%
Women aged 15–49 years who have their demand for family planning satisfied by modern methods (2016)	53.8%
Men aged 15–49 years who are circumcised	...
Voluntary medical male circumcisions performed according to national standards (2018)	619 082
People who received PrEP at least once during the reporting period (2018)	7526
Harm reduction	
— Use of sterile injecting equipment at last injection	...
— Needles and syringes distributed per person who injects	...
— Coverage of opioid substitution therapy	...
— Naloxone available (2019)	No
— Safe injection rooms available (2019)	No

EPIDEMIC ESTIMATES

	2010	2015	2018
New HIV infections			
New HIV infections (all ages)	83 000 [77 000–90 000]	81 000 [72 000–90 000]	72 000 [61 000–83 000]
New HIV infections (0–14)	9 800 [8 200–12 000]	12 000 [8 800–17 000]	8 600 [6 500–13 000]
New HIV infections (women, 15+)	42 000 [38 000–46 000]	39 000 [35 000–44 000]	36 000 [31 000–42 000]
New HIV infections (men, 15+)	31 000 [28 000–36 000]	30 000 [26 000–35 000]	27 000 [23 000–33 000]
HIV incidence per 1000 population	2.08 [1.93–2.26]	1.74 [1.53–1.93]	1.41 [1.19–1.61]
AIDS-related deaths			
AIDS-related deaths (all ages)	48 000 [42 000–53 000]	29 000 [25 000–34 000]	24 000 [20 000–29 000]
AIDS-related deaths (0–14)	11 000 [8 900–13 000]	7 100 [5 000–9 600]	5 400 [3 200–8 900]
AIDS-related deaths (women, 15+)	21 000 [18 000–23 000]	9 100 [7 600–11 000]	7 600 [6 300–9 100]
AIDS-related deaths (men, 15+)	16 000 [13 000–19 000]	13 000 [11 000–16 000]	11 000 [9 300–14 000]
People living with HIV			
People living with HIV (all ages)	1 300 000 [1 100 000–1 400 000]	1 400 000 [1 300 000–1 600 000]	1 600 000 [1 400 000–1 700 000]
People living with HIV (0–14)	120 000 [97 000–130 000]	98 000 [80 000–120 000]	92 000 [72 000–110 000]
People living with HIV (women, 15+)	670 000 [580 000–750 000]	800 000 [720 000–880 000]	880 000 [800 000–970 000]
People living with HIV (men, 15+)	470 000 [410 000–530 000]	540 000 [470 000–600 000]	580 000 [520 000–640 000]
HIV prevalence (15–49)	5 [4.3–5.7]	4.8 [4.2–5.3]	4.6 [4–5.1]

LAWS AND POLICIES

Laws criminalizing the transmission of, non-disclosure of or exposure to HIV transmission	Yes
Criminalization of sex work among consenting adults	Any criminalization or punitive regulation of sex work
Criminalization of same-sex sexual acts	Yes, imprisonment (14 years - life)
Drug use or possession for personal use is an offence	Possession of drugs for personal use or drug use and/or consumption are specified as criminal offences
Criminalization of transgender people	Neither criminalized nor prosecuted
Laws or policies restricting the entry, stay and residence of people living with HIV	No
Parental consent for adolescents to access HIV testing	Yes, for adolescents younger than 18 years
Spousal consent for married women to access sexual and reproductive health services	No
Mandatory HIV testing for marriage, work or residence permits or for certain groups	Yes

STIGMA AND DISCRIMINATION

Percentage of women and men aged 15–49 years who report discriminatory attitudes towards people living with HIV

Percentage of people living with HIV denied health services because of their HIV status in the last 12 months **2013**
8.7

Percentage of people living with HIV who reported a health-care professional told others about their HIV status without their consent

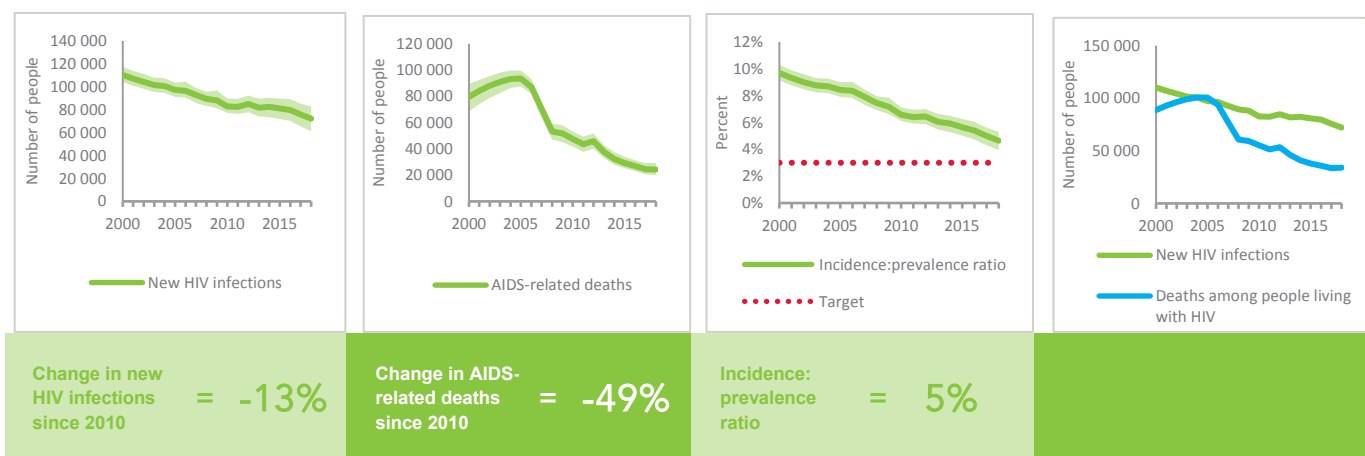
VIOLENCE

Proportion of ever-married or partnered women aged 15–49 years who experienced physical or sexual violence from a male intimate partner in the past 12 months **2010** **2016**
35.3 29.6

EXPENDITURES

	Financing sources					Total
	Domestic private	Domestic public	International: PEPFAR	International: Global Fund	International: all others	
Last available report: 2005	\$12 417 597	\$108 120 344	...	\$37 752 100	\$108 081 035	\$266 371 077

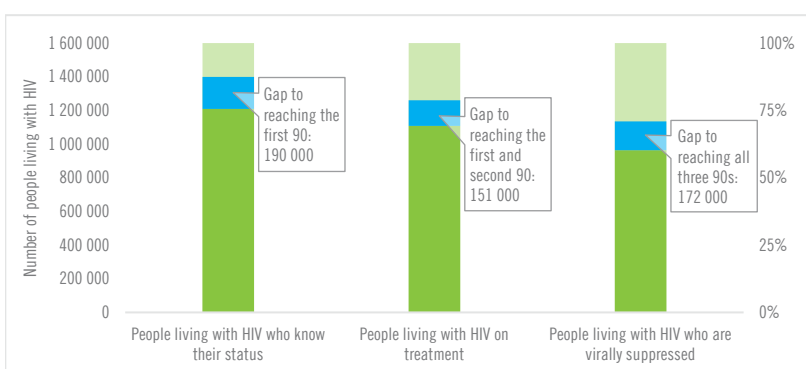
EPIDEMIC TRANSITION METRICS



KEY POPULATIONS

	Sex workers	Gay men and other men who have sex with men	People who inject drugs	Transgender people	Prisoners
Estimated size of population
HIV prevalence	15.4%	8.4%	6.7%
Know their HIV status
Antiretroviral therapy coverage
Condom use	70.0%	13.9%
Coverage of HIV prevention programmes	20.0%
Avoidance of health care because of stigma and discrimination
Expenditures (0)

HIV TESTING AND TREATMENT CASCADE



	2010	2018
All ages	78% [70–85%]	71% [64–78%] 1 109 000
Children (0–14)	65% [51–80%]	65% [51–80%] 59 600
Women (15+)	82% [74–90%]	82% [74–89%] 721 000
Men (15+)	73% [65–81%]	57% [50–63%] 328 000

ELIMINATION OF MOTHER-TO-CHILD TRANSMISSION

	2010	2018
Percentage of pregnant women living with HIV accessing antiretroviral medicines	75% [59–90%]	93% [70– >95%]
Early infant diagnosis	28.6% [23.9–36.7%]	46.9% [39.3–62.2%]

HIV COMORBIDITIES

Estimated number of incident tuberculosis cases among people living with HIV (2017)	48 000 [31 000 –69 000]
People living with HIV who started TB preventive therapy (2017)	...
Cervical cancer screening of women living with HIV	...
People coinfecting with HIV and hepatitis B virus receiving combined treatment	...
People coinfecting with HIV and hepatitis C virus starting hepatitis C treatment	...

HIV PREVENTION

Adults aged 15+ years with unsuppressed viral load	1.8%
Knowledge of HIV prevention among young people aged 15–24 years	...
— Women	...
— Men	...
Condom use at last sex with a non-marital, non-cohabiting partner (2017)	...
— Women	30.3%
— Men	46.5%
Women aged 15–49 years who have their demand for family planning satisfied by modern methods (2016)	55.1%
Men aged 15–49 years who are circumcised (2016)	80.3%
Voluntary medical male circumcisions performed according to national standards (2018)	885 599
People who received PrEP at least once during the reporting period	...
Harm reduction	...
— Use of sterile injecting equipment at last injection	...
— Needles and syringes distributed per person who injects (2017)	15
— Coverage of opioid substitution therapy (2018)	20.8%
— Naloxone available (2019)	No
— Safe injection rooms available (2019)	No

EPIDEMIC ESTIMATES

	2010	2015	2018
New HIV infections			
New HIV infections (all ages)	56 000 [40 000–79 000]	50 000 [36 000–71 000]	48 000 [34 000–69 000]
New HIV infections (0–14)	8800 [6300–12 000]	6300 [4600–8900]	5400 [3900–7600]
New HIV infections (women, 15+)	27 000 [19 000–38 000]	25 000 [18 000–36 000]	25 000 [17 000–35 000]
New HIV infections (men, 15+)	20 000 [14 000–30 000]	19 000 [13 000–28 000]	18 000 [13 000–27 000]
HIV incidence per 1000 population	4.55 [3.2–6.63]	3.42 [2.4–4.99]	2.97 [2.09–4.33]
AIDS-related deaths			
AIDS-related deaths (all ages)	26 000 [21 000–35 000]	18 000 [15 000–24 000]	17 000 [13 000–22 000]
AIDS-related deaths (0–14)	5900 [3900–8400]	3800 [2500–5400]	3000 [2000–4200]
AIDS-related deaths (women, 15+)	10 000 [8100–13 000]	8100 [6400–11 000]	7000 [5600–9200]
AIDS-related deaths (men, 15+)	10 000 [8200–14 000]	6400 [5100–8600]	6600 [5200–8900]
People living with HIV			
People living with HIV (all ages)	1 000 000 [900 000–1 100 000]	1 200 000 [1 000 000–1 300 000]	1 200 000 [1 100 000–1 400 000]
People living with HIV (0–14)	77 000 [64 000–91 000]	69 000 [57 000–81 000]	62 000 [52 000–74 000]
People living with HIV (women, 15+)	540 000 [490 000–610 000]	640 000 [570 000–720 000]	700 000 [630 000–790 000]
People living with HIV (men, 15+)	380 000 [340 000–440 000]	440 000 [390 000–510 000]	480 000 [420 000–550 000]
HIV prevalence (15–49)	13 [11.5–14.5]	12.1 [10.7–13.5]	11.3 [10–12.6]

LAWS AND POLICIES

Laws criminalizing the transmission of, non-disclosure of or exposure to HIV transmission	No, but prosecutions exist based on general criminal laws
Criminalization of sex work among consenting adults	Any criminalization or punitive regulation of sex work
Criminalization of same-sex sexual acts	Yes, imprisonment (up to 14 years)
Drug use or possession for personal use is an offence	Possession of drugs for personal use or drug use and/or consumption are specified as criminal offences
Criminalization of transgender people	Neither criminalized nor prosecuted
Laws or policies restricting the entry, stay and residence of people living with HIV	No
Parental consent for adolescents to access HIV testing	Yes, for adolescents younger than 16 years
Spousal consent for married women to access sexual and reproductive health services	No
Mandatory HIV testing for marriage, work or residence permits or for certain groups	No

STIGMA AND DISCRIMINATION

Percentage of women and men aged 15–49 years who report discriminatory attitudes towards people living with HIV	2007	2014
	30	18

Percentage of people living with HIV denied health services because of their HIV status in the last 12 months

Percentage of people living with HIV who reported a health-care professional told others about their HIV status without their consent

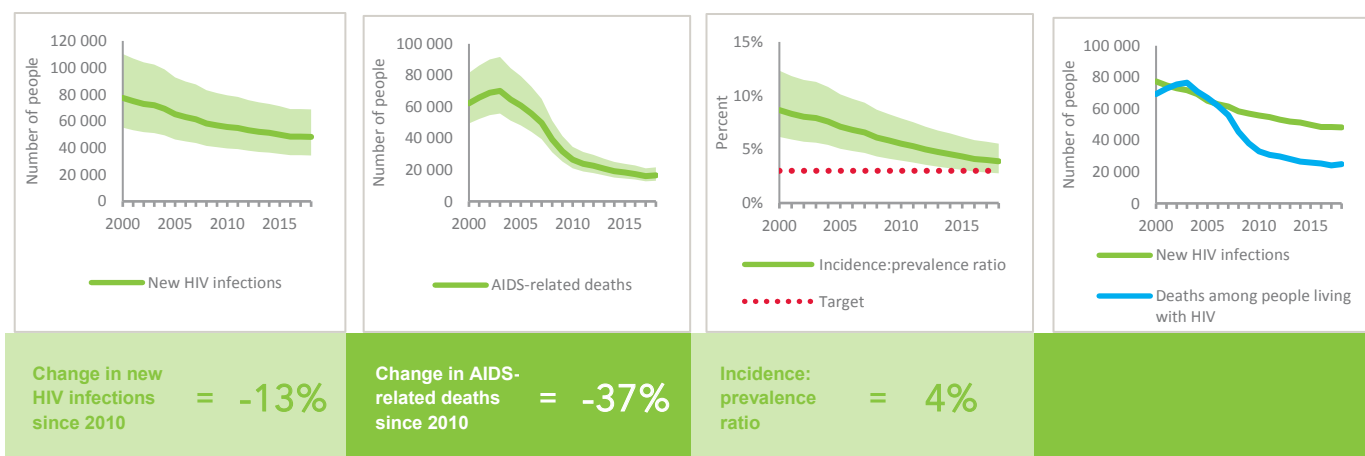
VIOLENCE

Proportion of ever-married or partnered women aged 15–49 years who experienced physical or sexual violence from a male intimate partner in the past 12 months	2007	2014
	42	26.7

EXPENDITURES

	Financing sources					Total
	Domestic private	Domestic public	International: PEPFAR	International: Global Fund	International: all others	
Last available report: 2017	\$1 179 334	\$36 689 849	\$251 767 599	\$35 622 801	\$114 530 358	\$439 789 941

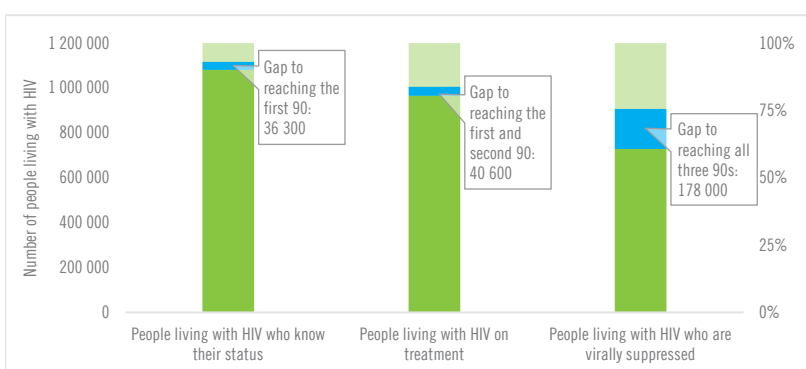
EPIDEMIC TRANSITION METRICS



KEY POPULATIONS

	Sex workers	Gay men and other men who have sex with men	People who inject drugs	Transgender people	Prisoners
Estimated size of population
HIV prevalence	48.8%	27.4%
Know their HIV status
Antiretroviral therapy coverage
Condom use	78.5%
Coverage of HIV prevention programmes
Avoidance of health care because of stigma and discrimination
Expenditures (0)

HIV TESTING AND TREATMENT CASCADE



	87% [78– >95%]	78% [69–88%] 965 000	59% [52–66%]
All ages			
Children (0–14)	79% [65–93%]	79% [65–93%] 49 100	65% [54–77%]
Women (15+)	88% [78– >95%]	83% [75–94%] 584 000	63% [56–71%]
Men (15+)	87% [77– >95%]	69% [61–80%] 332 000	52% [46–60%]

ELIMINATION OF MOTHER-TO-CHILD TRANSMISSION

	2010	2018
Percentage of pregnant women living with HIV accessing antiretroviral medicines	71% [56–84%]	>95% [94– >95%]
Early infant diagnosis	33.5% [28.3–42.0%]	71.4% [60.4–89.6%]

HIV COMORBIDITIES

Estimated number of incident tuberculosis cases among people living with HIV (2017)	36 000 [23 000–52 000]
People living with HIV who started TB preventive therapy (2017)	18.3%
Cervical cancer screening of women living with HIV (survey data) (2016)	27.3%
People coinfecting with HIV and hepatitis B virus receiving combined treatment	...
People coinfecting with HIV and hepatitis C virus starting hepatitis C treatment	...

HIV PREVENTION

Adults aged 15+ years with unsuppressed viral load	5%
Knowledge of HIV prevention among young people aged 15–24 years (2014)	
— Women	41.5%
— Men	46.7%
Condom use at last sex with a non-marital, non-cohabiting partner (2014)	
— Women	41.2%
— Men	55.5%
Women aged 15–49 years who have their demand for family planning satisfied by modern methods (2014)	62.6%
Men aged 15–49 years who are circumcised (2014)	21.9%
Voluntary medical male circumcisions performed according to national standards (2018)	482 183
People who received PrEP at least once during the reporting period (2018)	3823
Harm reduction	
— Use of sterile injecting equipment at last injection	...
— Needles and syringes distributed per person who injects	...
— Coverage of opioid substitution therapy	...
— Naloxone available (2019)	No
— Safe injection rooms available (2019)	No

EPIDEMIC ESTIMATES

	2010	2015	2018
New HIV infections			
New HIV infections (all ages)	62 000 [45 000–83 000]	44 000 [32 000–59 000]	38 000 [28 000–51 000]
New HIV infections (0–14)	15 000 [10 000–25 000]	6 700 [4 400–11 000]	4 800 [3 100–7 900]
New HIV infections (women, 15+)	27 000 [19 000–36 000]	21 000 [15 000–29 000]	19 000 [14 000–26 000]
New HIV infections (men, 15+)	20 000 [14 000–27 000]	16 000 [11 000–21 000]	14 000 [10 000–19 000]
HIV incidence per 1000 population	5.65 [4.08–7.67]	3.46 [2.5–4.7]	2.79 [2.01–3.78]
AIDS-related deaths			
AIDS-related deaths (all ages)	54 000 [43 000–68 000]	24 000 [19 000–30 000]	22 000 [17 000–27 000]
AIDS-related deaths (0–14)	12 000 [7 600–18 000]	4 900 [3 100–7 500]	3 300 [2 100–5 000]
AIDS-related deaths (women, 15+)	23 000 [18 000–29 000]	10 000 [7 900–13 000]	9 700 [7 600–12 000]
AIDS-related deaths (men, 15+)	19 000 [15 000–23 000]	8 900 [7 000–11 000]	9 000 [7 100–11 000]
People living with HIV			
People living with HIV (all ages)	1 200 000 [1 100 000–1 400 000]	1 300 000 [1 100 000–1 500 000]	1 300 000 [1 100 000–1 500 000]
People living with HIV (0–14)	130 000 [99 000–160 000]	99 000 [77 000–120 000]	84 000 [65 000–100 000]
People living with HIV (women, 15+)	650 000 [560 000–740 000]	700 000 [610 000–790 000]	730 000 [630 000–830 000]
People living with HIV (men, 15+)	450 000 [390 000–520 000]	480 000 [410 000–550 000]	490 000 [420 000–560 000]
HIV prevalence (15–49)	15.4 [13.1–17.5]	13.8 [11.7–15.6]	12.7 [10.8–14.5]

LAWS AND POLICIES

Laws criminalizing the transmission of, non-disclosure of or exposure to HIV transmission	Yes
Criminalization of sex work among consenting adults	Any criminalization or punitive regulation of sex work
Criminalization of same-sex sexual acts	Yes, imprisonment (up to 14 years)
Drug use or possession for personal use is an offence	...
Criminalization of transgender people	Both criminalized and prosecuted
Laws or policies restricting the entry, stay and residence of people living with HIV	No
Parental consent for adolescents to access HIV testing	Yes, for adolescents younger than 16 years
Spousal consent for married women to access sexual and reproductive health services	No
Mandatory HIV testing for marriage, work or residence permits or for certain groups	Yes

STIGMA AND DISCRIMINATION

Percentage of women and men aged 15–49 years who report discriminatory attitudes towards people living with HIV	2011	2015
	20.3	20.9
Percentage of people living with HIV denied health services because of their HIV status in the last 12 months	2014	
	6.3	
Percentage of people living with HIV who reported a health-care professional told others about their HIV status without their consent	2014	
	4.3	

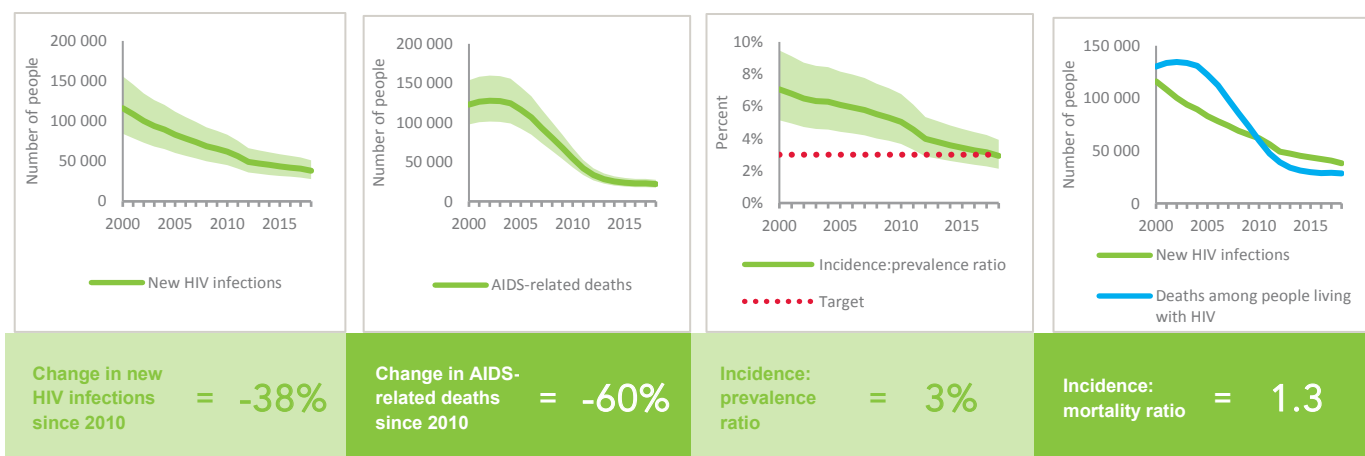
VIOLENCE

Proportion of ever-married or partnered women aged 15–49 years who experienced physical or sexual violence from a male intimate partner in the past 12 months	2011	2015
	27.2	19.9

EXPENDITURES

	Financing sources					Total
	Domestic private	Domestic public	International: PEPFAR	International: Global Fund	International: all others	
Last available report: 2017	\$78 163 197	\$49 632 062	\$53 659 112	\$109 347 420	\$127 169 812	\$417 971 603

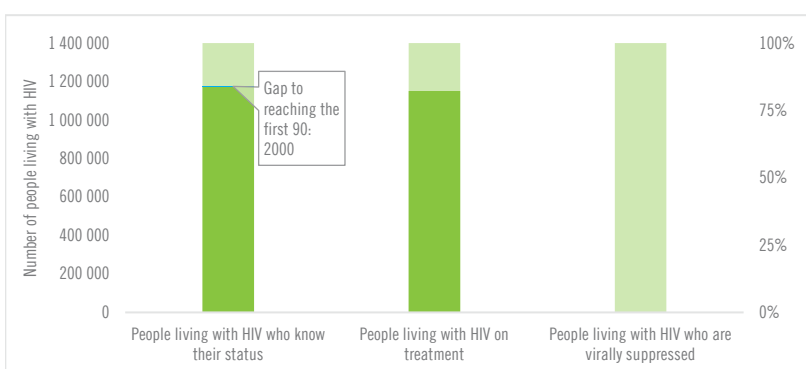
EPIDEMIC TRANSITION METRICS



KEY POPULATIONS

	Sex workers	Gay men and other men who have sex with men	People who inject drugs	Transgender people	Prisoners
Estimated size of population
HIV prevalence	41.4%	31.0%	28.0%
Know their HIV status	93.6%	50.0%
Antiretroviral therapy coverage	71.9%	77.0%
Condom use	96.1%
Coverage of HIV prevention programmes	44.0%	71.1%
Avoidance of health care because of stigma and discrimination	39.3%
Expenditures (0)

HIV TESTING AND TREATMENT CASCADE



	90% [78- >95%]	88% [77- >95%] 1 151 000	...% [...-...%]
All ages			
Children (0-14)	76% [59-93%]	76% [59-93%] 63 900	...% [...-...%]
Women (15+)	94% [81- >95%]	93% [81- >95%] 680 000	...% [...-...%]
Men (15+)	86% [75- >95%]	83% [72- >95%] 407 000	...% [...-...%]

ELIMINATION OF MOTHER-TO-CHILD TRANSMISSION

	2010	2018
Percentage of pregnant women living with HIV accessing antiretroviral medicines	29% [22-34%]	94% [71- >95%]
Early infant diagnosis	8.8% [7.4-11.7%]	63.0% [52.8-83.2%]

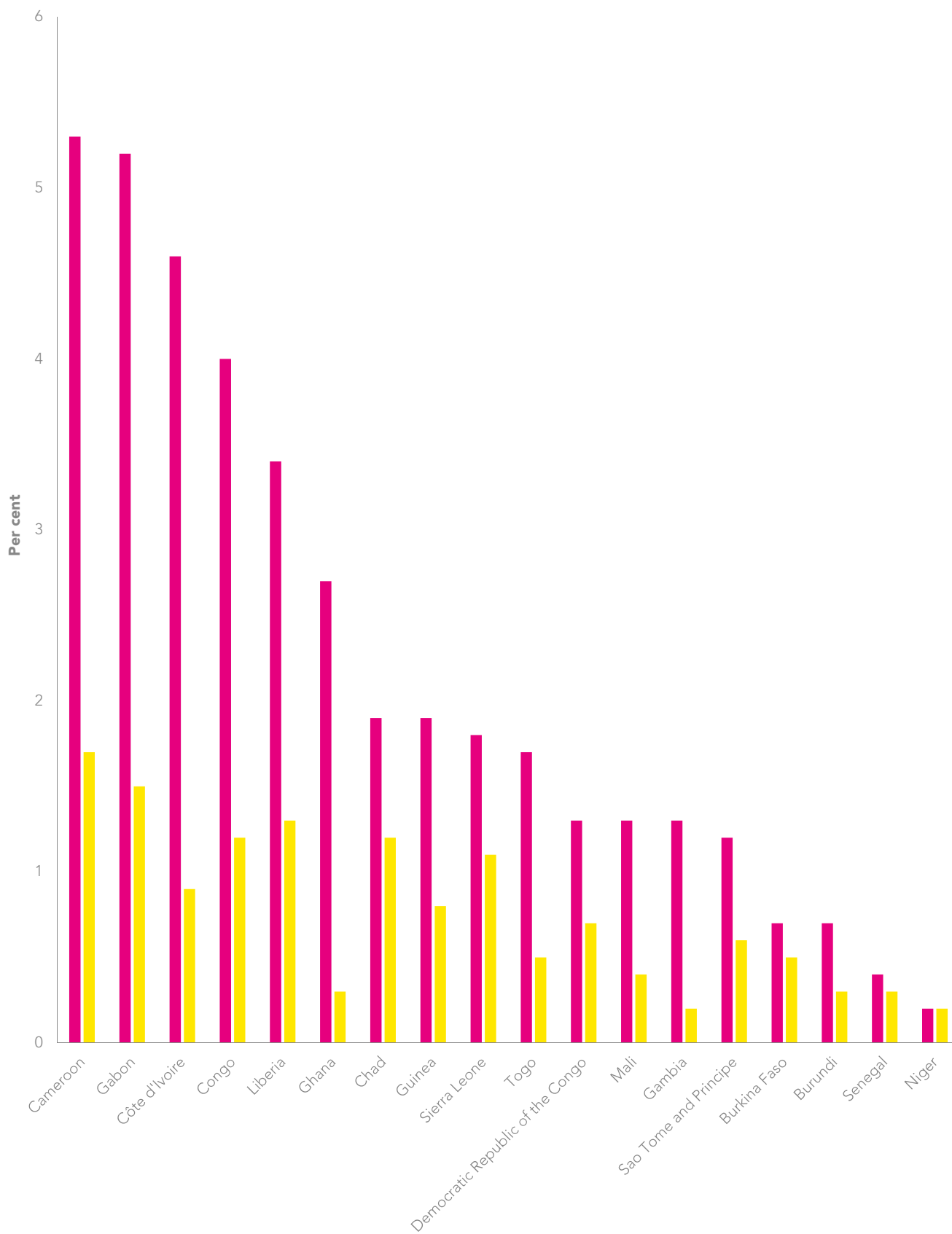
HIV COMORBIDITIES

Estimated number of incident tuberculosis cases among people living with HIV (2017)	23 000 [15 000 -33 000]
People living with HIV who started TB preventive therapy (2017)	10.7%
Cervical cancer screening of women living with HIV (survey data) (2015)	26%
People coinfectd with HIV and hepatitis B virus receiving combined treatment	...
People coinfectd with HIV and hepatitis C virus starting hepatitis C treatment	...

HIV PREVENTION

Adults aged 15+ years with unsuppressed viral load	...
Knowledge of HIV prevention among young people aged 15-24 years (2015)	
— Women	46.3%
— Men	46.6%
Condom use at last sex with a non-marital, non-cohabiting partner (2015)	
— Women	66.7%
— Men	85.4%
Women aged 15-49 years who have their demand for family planning satisfied by modern methods (2015)	84.8%
Men aged 15-49 years who are circumcised (2015)	14.3%
Voluntary medical male circumcisions performed according to national standards (2018)	326 012
People who received PrEP at least once during the reporting period (2018)	4982
Harm reduction	
— Use of sterile injecting equipment at last injection	...
— Needles and syringes distributed per person who injects	...
— Coverage of opioid substitution therapy	...
— Naloxone available (2019)	No
— Safe injection rooms available (2019)	No

FIGURE 11.1 HIV prevalence among young women and men aged 20–29 years, western and central Africa, 2012–2017



■ Females ■ Males

Source: Population-based surveys, 2012–2017.

WESTERN AND CENTRAL AFRICA

AT A GLANCE

Some national HIV responses show improvement, but insufficient political will, frail health systems and weak support for community organizations hold back progress.

Systemic barriers, including HIV-related criminalization and user fees, continue to deter large numbers of people from accessing HIV testing and treatment services.

Many countries and communities in the region are fragile, affected by conflict, insecurity and humanitarian crises that create additional barriers to HIV responses.

Although HIV prevalence across the region is higher than 1% and therefore considered to be a generalized epidemic, key populations and their sexual partners accounted for 64% of all new infections within the region.

A priority issue facing the region is the extremely low coverage of antiretroviral therapy among children (28%).

Despite some progress and successes, the catch-up plans developed and implemented by western and central African countries have not sufficiently accelerated the HIV response in the region. Comprehensive programmes for the prevention of HIV infections among key populations and young women are especially lacking. HIV prevalence among young women (aged 20–29 years) exceeds 3% in five countries (Cameroon, the Congo, Côte d'Ivoire, Gabon and Liberia), and it is consistently higher than it is among young men of the same age (Figure 11.0).

Every day, approximately 160 young women aged 15–24 years become infected with HIV in the region. This reflects a lack of gender-sensitive HIV services

and sexual and reproductive health services in many countries of the region, and the poor integration of what services do exist.

The adoption of differentiated models of care, including a greater role for communities, holds promise in a region where health systems are relatively weak. An encouraging development is the UNAIDS-supported establishment of the Civil Society Institute for Health in West and Central Africa, which aims to develop an effective and sustainable health response in western and central Africa through a regional mechanism for consultation, coordination and synergy of civil society organizations working in the health sector. ■

STATE OF THE EPIDEMIC

FIGURE 11.2 Number of new HIV infections, western and central Africa, 2000–2018

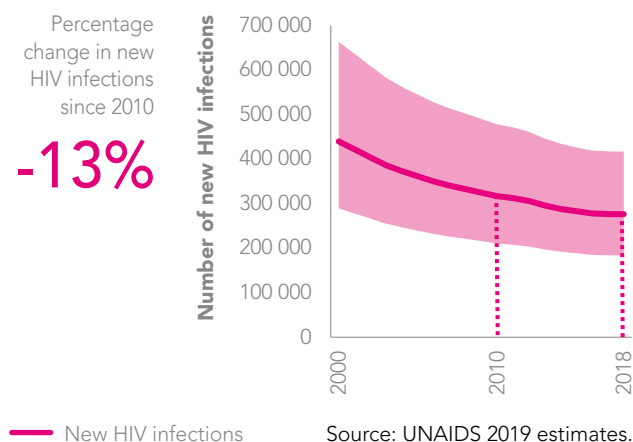


FIGURE 11.3 Number of AIDS-related deaths, western and central Africa, 2000–2018

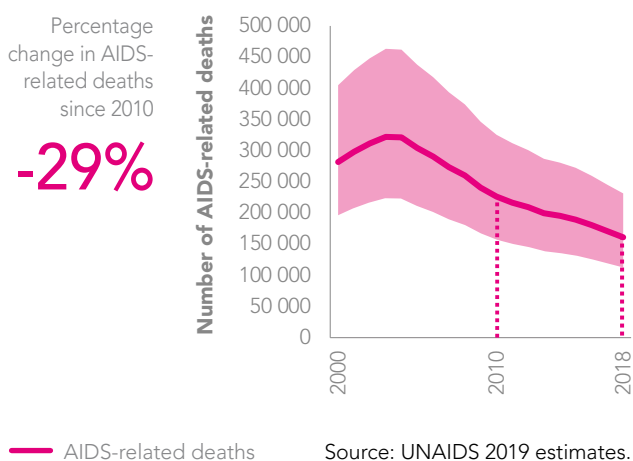
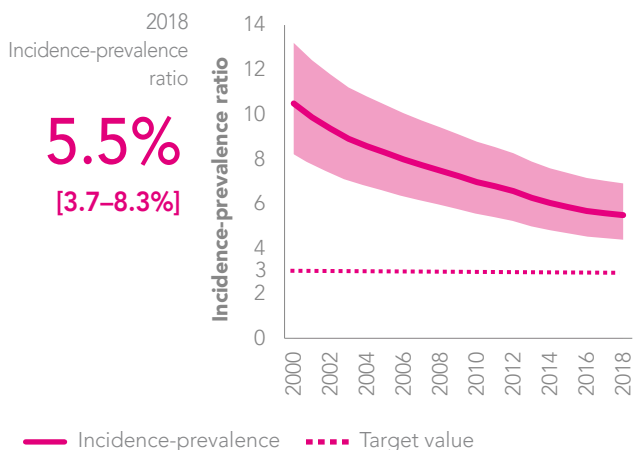


FIGURE 11.4 Incidence-prevalence ratio, western and central Africa, 2000–2018



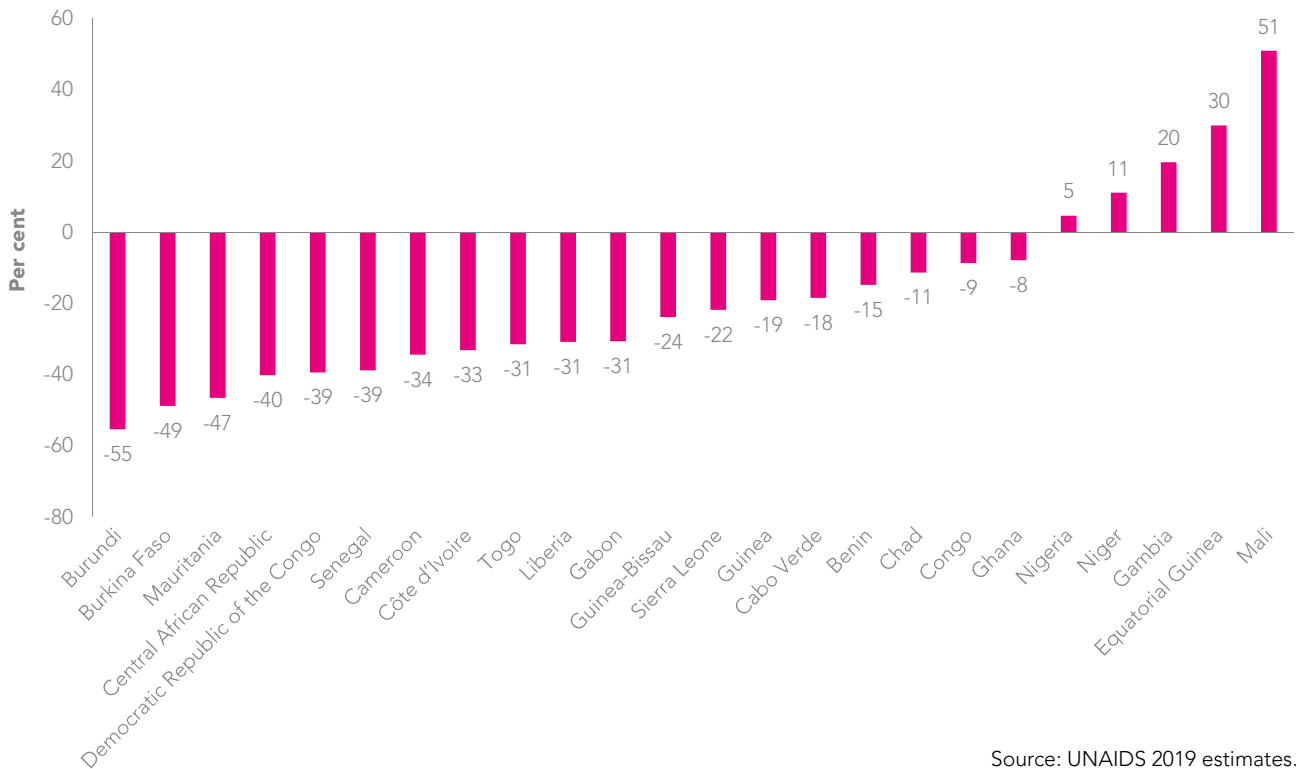
Combination HIV prevention and treatment programmes in western and central Africa are not having sufficient impact on the region’s epidemic. Annual new HIV infections have declined by only 13% since 2010, from an estimated 320 000 [210 000–480 000] to 280 000 [180 000–420 000] (Figure 11.2). The annual number of AIDS-related deaths decreased by 29% between 2010 and 2018, from 230 000 [160 000–330 000] to 160 000 [110 000–230 000] (Figure 11.3). The region’s incidence-prevalence ratio of 5.5% [3.7–8.3%] was almost double the epidemic transition benchmark of 3.0% (Figure 11.4).

Three countries—Cameroon, Côte d’Ivoire and Nigeria— account for close to 60% of new HIV infections and 54% of AIDS-related deaths each year. Decisive improvements in their national HIV programmes would have a major impact on the region’s overall HIV response. The recent Nigeria AIDS Indicator and Impact Survey (NAIIS) found lower HIV prevalence than earlier surveys, which led to a revision of the country’s HIV estimates. The latest regional estimates reflect this additional information, with lower estimates of people living with HIV, AIDS-related deaths and HIV infections than previous estimates.

Burkina Faso and Burundi have achieved impressive declines in new HIV infections between 2010 and 2018 (Figure 11.5). However, Equatorial Guinea, the Gambia, Mali and Niger are lagging behind in their prevention efforts, with increases in new HIV infections of greater than 10% between 2010 and 2018.

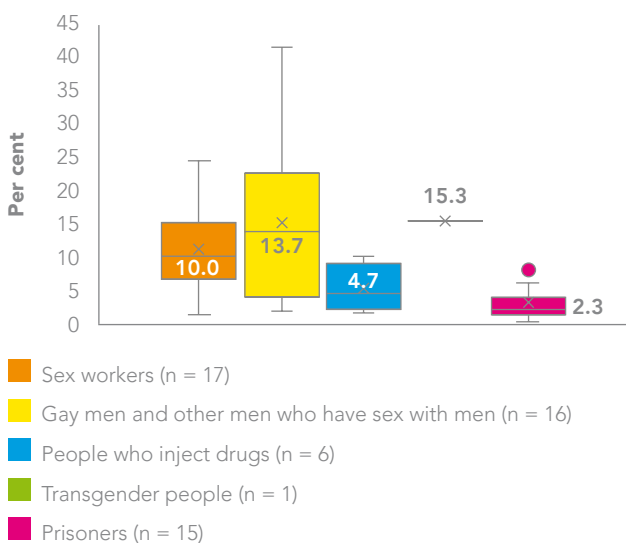
Key populations and their sexual partners accounted for 64% of all new HIV infections within the region in 2018 (Figure 11.7). HIV prevalence among sex workers in individual countries ranged from 4% to more than 30%, and it exceeded 10% in nine of the 17 countries reporting data (Figure 11.6). Among gay men and other men who have sex with men, median HIV prevalence was 13.7% in the 16 reporting countries, and it was more than 20% in six countries. The one study conducted among transgender persons found HIV prevalence of 15%, while HIV prevalence among people who inject drugs and prisoners is also far higher than HIV prevalence in the overall adult populations of most countries. ■

FIGURE 11.5 Percentage change in new HIV infections, by country, western and central Africa, 2010–2018



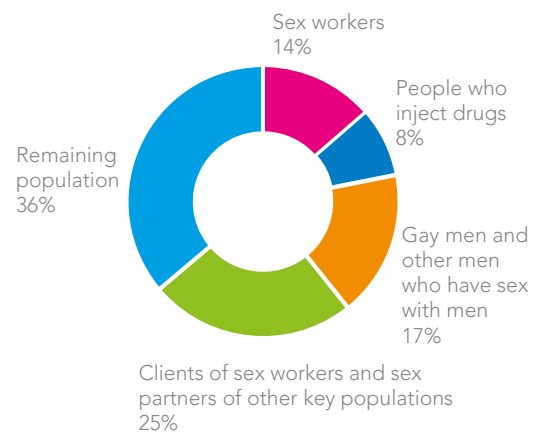
Source: UNAIDS 2019 estimates.

FIGURE 11.6 HIV prevalence among key populations, western and central Africa, 2014–2018



Source: Global AIDS Monitoring, 2014–2018.

FIGURE 11.7 Distribution of new HIV infections (aged 15–49 years), by population group, western and central Africa, 2018



Source: UNAIDS special analysis, 2019.

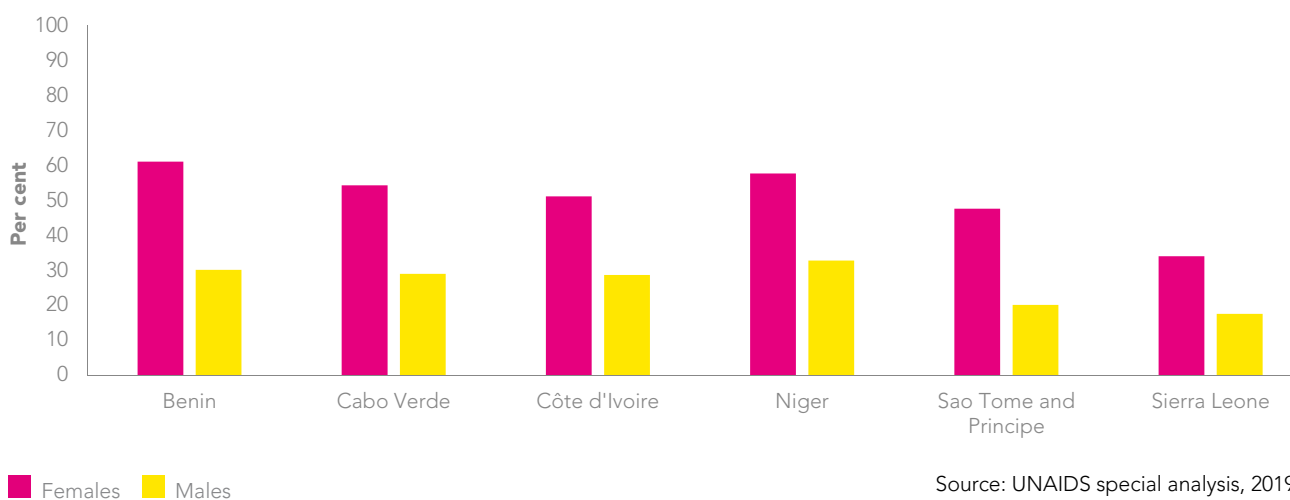
TABLE 11.1 Estimated size of key populations, western and central Africa, 2018

Country	National adult population (15+)	Sex workers	Sex workers as per cent of adult population (15+)	Gay men and other men who have sex with men	Gay men and other men who have sex with men as per cent of adult population (15+)	People who inject drugs	People who inject drugs as per cent of adult population (15+)	Transgender people	Transgender people as per cent of adult population (15+)	Prisoners	Prisoners as per cent of adult population (15+)
Cameroon	14 188 000										
Côte d'Ivoire	14 375 000									41 000	0.29
Democratic Republic of the Congo	45 227 000	350 000	0.77	190 000	0.43	160 000	0.34				
Gambia	1 188 000										
Mali	10 026 000										
Niger	11 130 000										
Senegal	9 332 000					3 100	0.03			9 500	0.10
Togo	4 691 000									5 200	0.11

■ National population size estimate ■ Local population size estimate ■ Insufficient data ■ No data

The regions to which the local population size estimate refers:
Gambia (Banjul)

Sources: Global AIDS Monitoring, 2018; United Nations, Department of Economic and Social Affairs, Population Division. World population prospects: the 2017 revision. 2018 (custom data acquired via website).

FIGURE 11.8 Viral load suppression among adults (aged 15 years and older) living with HIV, by sex, western and central Africa, 2018

Source: UNAIDS special analysis, 2019.

THE CASCADE FROM HIV TESTING TO VIRAL SUPPRESSION

Among the estimated 5 million [4.0 million–6.3 million] people living with HIV in western and central Africa in 2018, the proportion who knew their HIV status increased from 51% [41–64%] in 2015 to 64% [51–80%] in 2018 (Figure 11.9). Access to HIV testing and treatment reached 51% [34–66%] of people living with HIV in 2018, up from 37% [26–48%] in 2015. The estimated percentage of people living with HIV in the region who had suppressed viral loads was 39% [25–53%] in 2018. Achieving all three 90s requires viral load suppression among an additional 1.7 million people living with HIV.

Progress toward the 90–90–90 targets in the region is slow, with 79% [70–83%] of people who know their HIV status receiving treatment. Viral suppression among those on treatment is 76% [56–87%]. This means that the gap in 2018 to achieving the first of the 90–90–90 targets was 1.3 million people who did not know they were living with HIV.

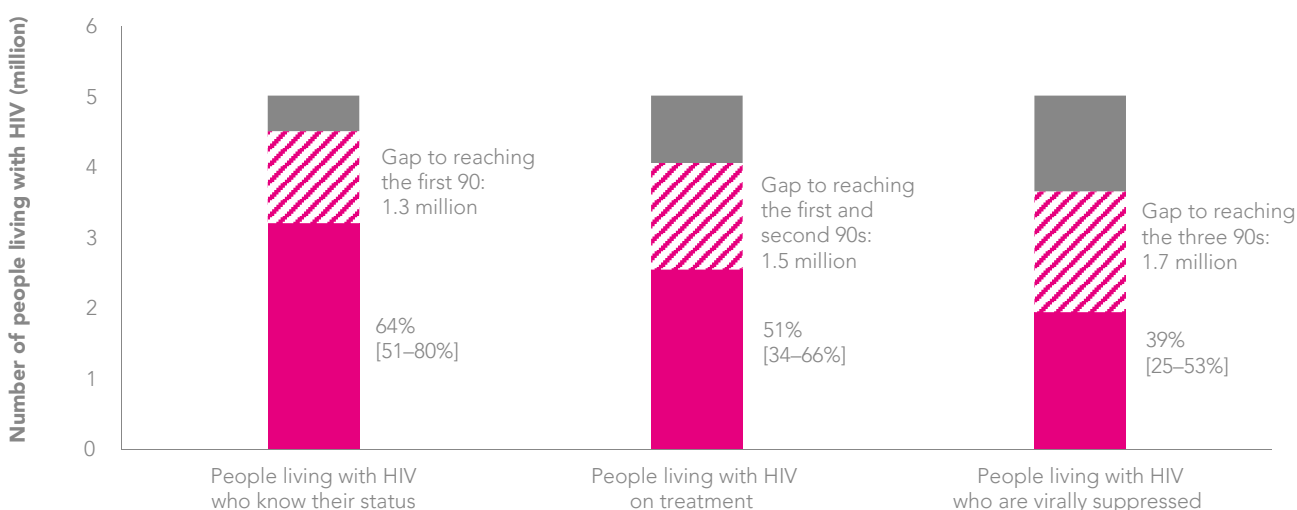
Although weaknesses exist along the entire continuum of testing and treatment services, the single biggest

challenge is the diagnosis of people living with HIV. Besides Cabo Verde, no country in the region has achieved the first 90. Cabo Verde, the Democratic Republic of the Congo, Mali and Senegal have reached the second 90, and several other countries are very close to doing the same (Table 11.2).

An important gap in the HIV response in the region is the provision of antiretroviral therapy to children living with HIV. Only 28% [18–39%] of children living with HIV accessed treatment in 2018, which is considerably lower than the 59% [47–71%] of pregnant women who received treatment in the region.

Due to hostile legal and social environments, people belonging to key populations are often apprehensive about (and distrustful of) standard testing and treatment services. A recent study from Burundi, Côte d'Ivoire and the Democratic Republic of the Congo found that enhanced peer outreach approaches led to higher proportions of new HIV diagnoses among both female sex workers and gay men and other men who have sex with men (1). ■

FIGURE 11.9 HIV testing and treatment cascade, western and central Africa, 2018



Source: UNAIDS special analysis, 2019; see annex on methods for more details.

TABLE 11.2 90–90–90 country scorecard, western and central Africa, 2018

	First 90: percentage of people living with HIV who know their HIV status			Second 90: percentage of people living with HIV who know their status and who are on treatment			Third 90: percentage of people living with HIV on treatment who have suppressed viral loads			Viral load suppression: percentage of people living with HIV who are virally suppressed		
	All ages	Women (15 years and older)	Men (15 years and older)	All ages	Women (15 years and older)	Men (15 years and older)	All ages	Women (15 years and older)	Men (15 years and older)	All ages	Women (15 years and older)	Men (15 years and older)
Western and central Africa	64	71	61	79	86	66	76	78	75	39	48	30
Benin							79	79	79	48	61	30
Burkina Faso	70	82	63	88	>95	73						
Burundi												
Cabo Verde	>95			92			47	58	36	42	54	29
Cameroon	74	80	75	71	74	63						
Central African Republic	55	62	53	65	71	53						
Chad												
Congo	39	43	36	89	84	>95						
Côte d'Ivoire	63	72	53	87	92	74	75	77	74	41	51	29
Democratic Republic of the Congo	62	64	79	92	91	93						
Equatorial Guinea	49	64	40	69	83	44						
Gabon												
Gambia	36	46	22	81	81	75						
Ghana	57	69	43	59	58	58						
Guinea												
Guinea-Bissau												
Liberia	68	85	54	52	53	46						
Mali	33	37	33	93	95	87						
Mauritania	62	77	53	88	>95	77						
Niger	72	85	62	75	81	63	83	84	84	45	58	33
Nigeria	67	74	63	80	92	60	80			42		
Sao Tome and Principe							41	45	38	31	48	20
Senegal	65	74	60	>95	>95	>95						
Sierra Leone	49	61	38	83	86	74	63	64	61	26	34	17
Togo	73	84	69	82	87	71						

90–90–90: ■ 90% and above ■ 85–89% ■ 70–84% ■ 50–69% ■ Less than 50%

Viral load suppression: ■ 73% and above ■ 65–72% ■ 40–64% ■ 25–39% ■ Less than 25%

Source: UNAIDS special analysis, 2019.

A COMBINATION APPROACH TO PREVENTION

Condom promotion remains a mainstay of prevention programmes in the region. However, in 12 countries with recent data from a population-based survey, only six indicated that more than half of young men (aged 15–24 years) reported condom use at last high-risk sex. They also reported condom use among young women was consistently lower (Figure 11.11).

Few data are available on the coverage of combination prevention services for key populations in the region (Figure 11.10), with high HIV prevalence among these population suggesting that coverage is low in many countries. Senegal is a rare example of a country in the region providing both needle–syringe programmes and opioid substitution therapy to people who inject drugs (2).

Key populations rely chiefly on civil society organizations for prevention services, which often operate in unwelcoming environments. The reform of obstructive laws and legal policies—along with greater funding and other support for community-based organizations—would greatly enhance HIV prevention focused on key populations.

The latest World Health Organization (WHO) guidelines have highlighted pre-exposure prophylaxis (PrEP) as an important tool to prevent new infections among people at substantial risk of HIV infection, but the region has been slow in adopting these guidelines. Two regional projects are underway:

- A demonstration project in Burkina Faso, Côte d'Ivoire, Mali and Togo is evaluating the feasibility of rolling out PrEP nationally and regionally. The project is financed by the French National Agency for Research on AIDS and Expertise France, in partnership with Coalition PLUS and three European health institutes.
- An implementation project in Côte d'Ivoire, the Democratic Republic of the Congo and Nigeria is supported by the United States President's Emergency Plan for AIDS Relief (PEPFAR). ■

FIGURE 11.10 Percentage of key populations who reported receiving at least two prevention services in the past three months, western and central Africa, 2016–2018

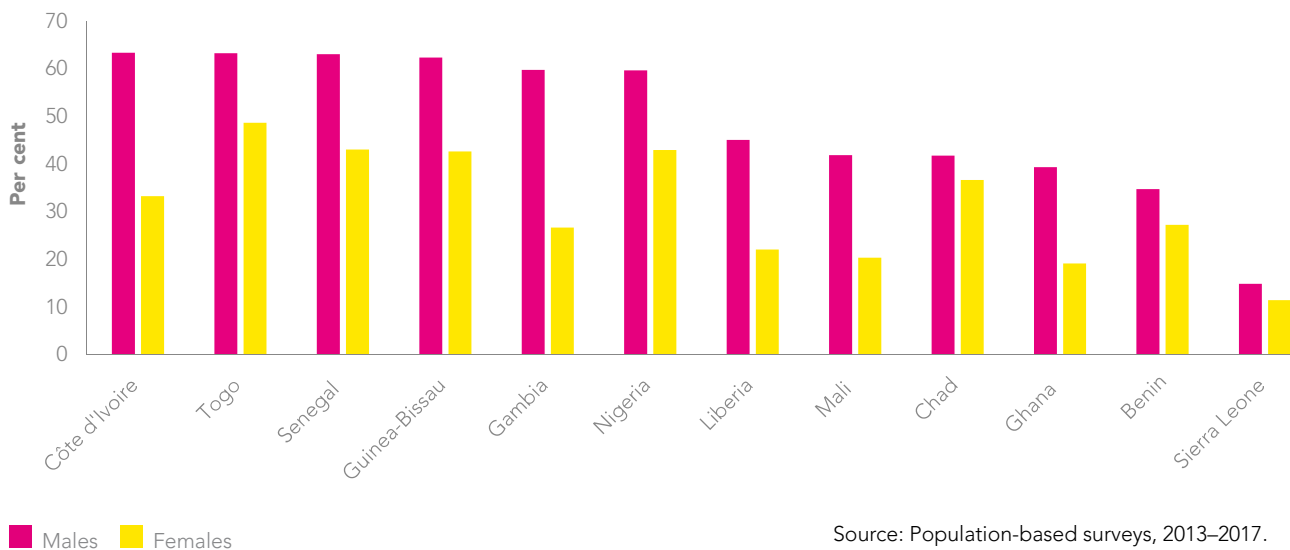


Note: The use of an asterisk (*) indicates that data for marked countries come from programme data (which tend to show higher values due to the use as a denominator of the number of key population members that are linked to the programme) and not from a survey.

Possible prevention services received among sex workers, gay men and other men who have sex with men and transgender people: condoms and lubricant, counselling on condom use and safe sex, and testing for sexually transmitted infections. Possible prevention services received among people who inject drugs: condoms and lubricant, counselling on condom use and safe sex, and clean needles or syringes.

Source: Global AIDS Monitoring, 2016–2018.

FIGURE 11.11 Percentage of men and women (aged 15–24 years) reporting use of a condom at last high-risk sex (with a nonmarital, noncohabiting partner) in the past 12 months, western and central Africa, 2013–2017



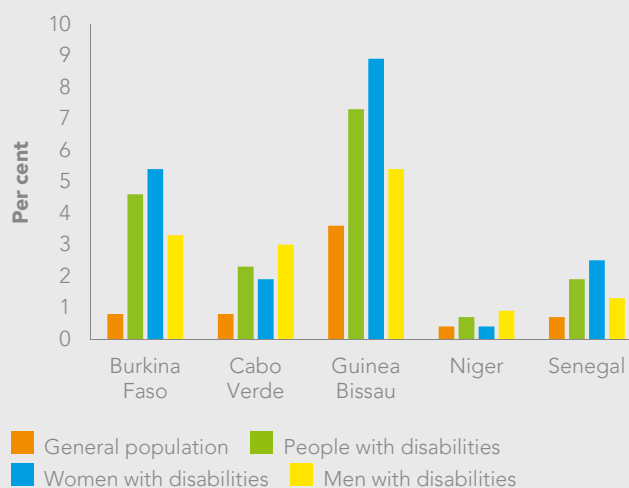
Source: Population-based surveys, 2013–2017.

SUPPORTING PEOPLE WITH DISABILITIES

People with disabilities are often left behind by HIV responses. In western and central Africa, biobehavioural surveys of people with disabilities were undertaken between 2016 and 2018 in Burkina Faso, Cabo Verde, Guinea-Bissau and Niger, while a broader biobehavioural survey was conducted in Senegal. They found that HIV prevalence is on average three times higher among people with disabilities than it is among the general population (Figure 11.12) (5). In Burkina Faso, Guinea-Bissau and Senegal, women with disabilities were considerably more likely to be HIV-positive than men with disabilities (4–7).

The Regional HIV and Disability Project is working to make regional and national HIV laws, strategies and policies more inclusive of people with disabilities. The project—established by Humanity & Inclusion and the West Africa Federation of Associations of People with Disabilities, with support from the Global Fund to Fight AIDS, Tuberculosis and Malaria (the Global Fund)—is collating information and good practices around HIV-related and health facility care for people with disabilities (3). It also seeks to increase capacity and knowledge among civil society organizations, policy-makers, and other HIV and human rights stakeholders (4).

FIGURE 11.12 HIV prevalence among people with disabilities compared to the general population, selected countries, western and central Africa, 2016–2018



Source: Global Fund to Fight AIDS, Tuberculosis and Malaria, Humanity & Inclusion, West Africa Federation of Persons with Disabilities. Une population oubliée: résultats des études bio comportementales [A forgotten population: results from the biobehavioural studies]. Power Point presentation. 2019.

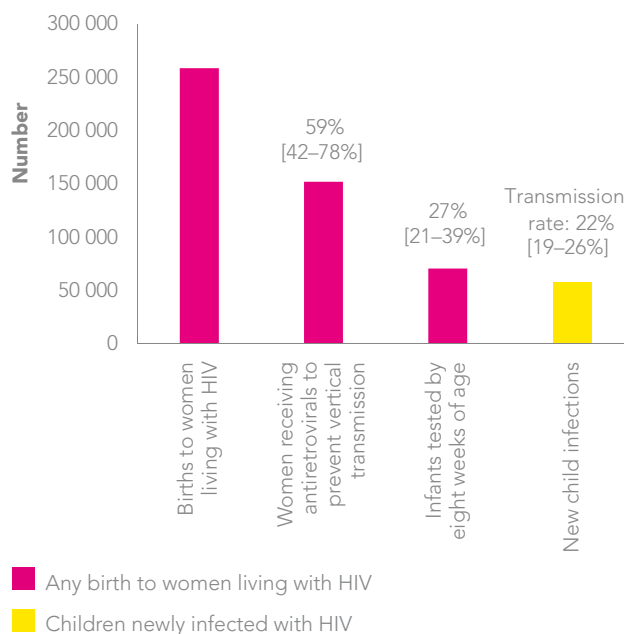
ELIMINATING MOTHER-TO-CHILD TRANSMISSION

Western and central Africa's faltering HIV response is also reflected in the continuing high rate of mother-to-child transmission, which was an estimated 22% [19–26%] in 2018. Approximately 58 000 children (aged 0–14 years) acquired HIV in 2018; of those, 41% lived in Nigeria, the country with the highest HIV burden in the region.

Antiretroviral therapy coverage for pregnant women in the region has been declining since 2016, reaching 59% [42–78%] in 2018 (Figure 11.13). This means that only 153 000 of the estimated 260 000 pregnant women living with HIV were receiving antiretroviral medicine for preventing mother-to-child transmission. In Nigeria, the number of women receiving antiretroviral therapy during pregnancy decreased from 60 000 in 2014 to 44 000 between 2010 and 2018, with treatment coverage diminishing from 63% [41–89%] to 44% [28–62%] over the same period.¹

Early infant diagnosis is another programming area awaiting substantial improvement. Only 27% [21–39%] of infants exposed to HIV were tested for HIV infection within eight weeks of birth. The expansion and closer integration of HIV, maternal and child health, and sexual and reproductive health services are urgently needed to curb new HIV infections in children and protect the health of mothers living with HIV. ■

FIGURE 11.13 Cascade of services for preventing vertical transmission, numbers of new HIV infections and transmission rate, western and central Africa, 2018



Source: UNAIDS 2019 estimates; 2019 Global AIDS Monitoring.



“STIGMATIZING ATTITUDES AND DISCRIMINATORY BEHAVIOUR— INCLUDING FROM HEALTH-CARE WORKERS—AND THE POLITICAL AND HUMANITARIAN CRISIS IN MY COUNTRY EXPLAIN THE LOW COVERAGE OF ANTIRETROVIRAL THERAPY.”

Bienvenu Gazalima, Chief Administrator for the Network of People Living with HIV in the Central African Republic.

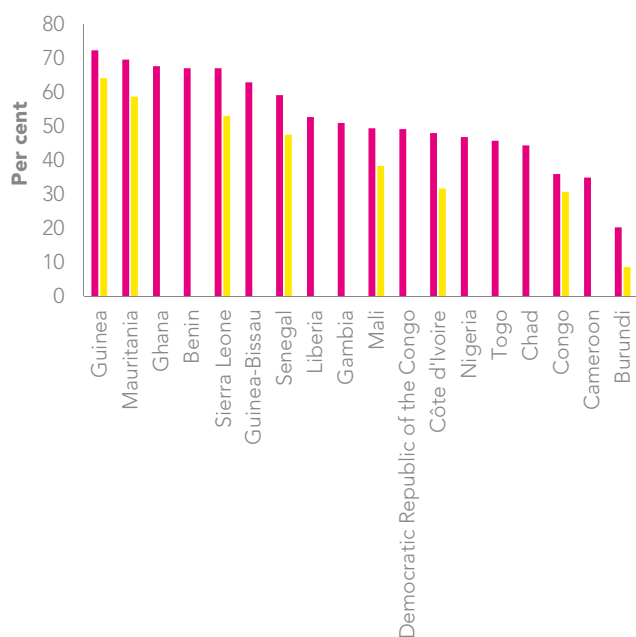
¹ The 2014 and 2018 coverage estimates reflect the results of the 2018 NAIS.

CONFRONTING STIGMA AND DISCRIMINATION

Stigma and misconceptions about HIV continue to be widespread in the region. In 10 of the 18 countries with recent population-based survey data, 50% or more of adults said they would not buy vegetables from a shopkeeper living with HIV (Figure 11.14). Two thirds of respondents held that discriminatory attitude in Benin, Ghana, Guinea, Mauritania and Sierra Leone. In seven of the eight countries with recent data, more than 30% of people felt that children living with HIV should not be allowed to attend school with other children.

Some countries are training health-care workers and law enforcement agents on health and human rights, but these programmes are not at scale at the national level, with only 25% of the countries in the region implementing such nationwide programmes (compared to 44% in eastern and southern Africa). Violence against women also remains common in the region: in five of the 11 countries with recent data, at least 25% of adult women (aged 15–49 years) reported being physically and/or sexually assaulted by an intimate partner within the previous 12 months (Figure 11.15). ■

FIGURE 11.14 Percentage of men and women aged 15–49 years with discriminatory attitudes towards people living with HIV, western and central Africa, 2013–2017

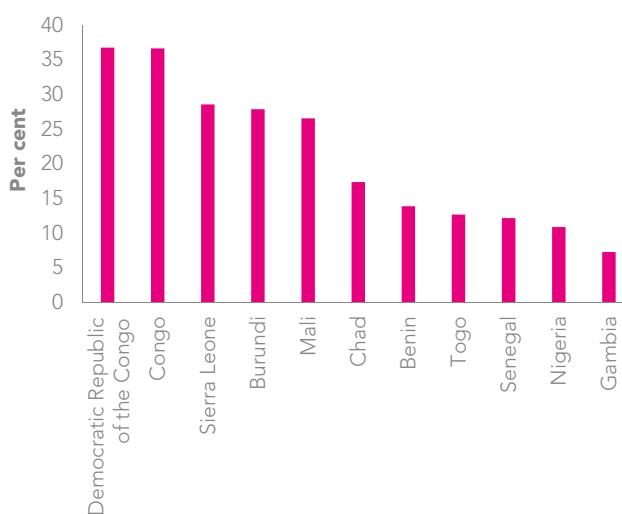


- People who would not buy vegetables from a shopkeeper living with HIV
- People who think children living with HIV should not be allowed to attend school with children not living with HIV

Note: Data for Guinea are for female respondents only.

Source: Population-based surveys, 2013–2017, countries with available data.

FIGURE 11.15 Percentage of ever-married or partnered women aged 15–49 years who experienced physical and/or sexual violence by an intimate partner in the past 12 months, western and central Africa, most recent data, 2013–2018



Source: Population-based surveys, 2013–2018.

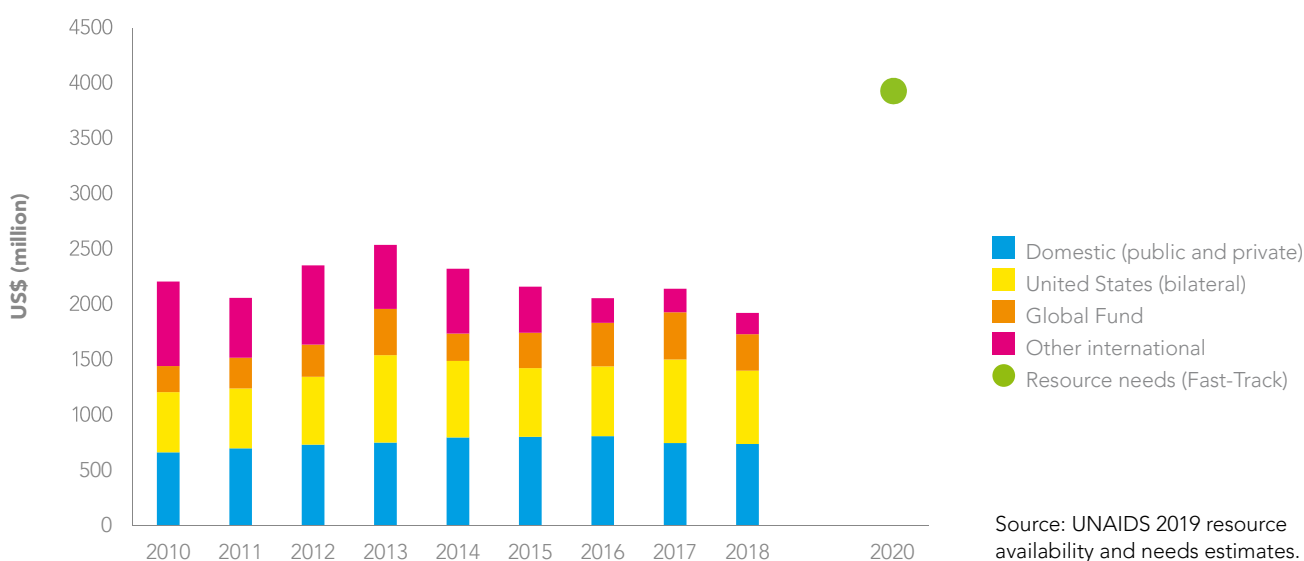
INVESTING TO END AN EPIDEMIC

The US\$ 1.9 billion available for HIV responses in the region in 2018 was less than half the resources needed to reach the 2020 Fast-Track Targets (Figure 11.16).² Total resource availability for HIV responses in western and central Africa decreased by 13% (in constant 2016 US dollars) between 2010 and 2018. Internationally sourced funding accounted for approximately 62% of total HIV resources in the region in 2018, but it had declined from US\$ 1.5 billion in 2010 to US\$ 1.2 billion in 2018. The bulk of international support came from the Global Fund (a 40% increase since 2010) and the Government of the United States of America (a 22% increase since 2010), while other international resources decreased by 75% over the same period. Domestic

resources comprised 38% of total HIV resources in 2018, an increase from 30% in 2010. Nigeria has increased its domestic public investment in HIV by more than 30% since 2010.

The availability of financial resources in 2018 was 10% lower than 2017, including declines in all international sources of funding: bilateral resources from the Government of the United States decreased by 12%, Global Fund resources decreased by 23% and all other international resources decreased by 10%.³ Domestic resources remained almost the same, with a marginal decrease of 1%. ■

FIGURE 11.16 HIV resource availability, by source, western and central Africa, 2010–2018, and projected resource needs by 2020



² Details on the revised UNAIDS estimates for resource availability in low- and middle-income countries can be found in the chapter Investing to End an Epidemic.

³ The Global Fund disbursements to countries decreased by 20% globally in 2018 because most funding grants ended in 2017, hence the changes in the level of disbursements.

REFERENCES

1. Lillie TA, Persaud NE, DiCarlo MC, Gashobotse D, Kamali DR, Cheron M et al. Reaching the unreached: performance of an enhanced peer outreach approach to identify new HIV cases among female sex workers and men who have sex with men in HIV programs in West and Central Africa. *PLoS One*. 2019;14(4):e0213743.
2. Global state of harm reduction 2018. London: Harm Reduction International; 2018.
3. Global Fund to Fight AIDS, Tuberculosis and Malaria, Handicap International, West Africa Federation of Persons with Disabilities. *Projet VIH et Handicap [HIV and Disability Project]*. 2018.
4. Charles Diop, Assistant Coordinator, Regional HIV and Disability Project, Humanity & Inclusion. Personal communication, 17 June 2019.
5. Global Fund to Fight AIDS, Tuberculosis and Malaria, Humanity & Inclusion, West Africa Federation of Persons with Disabilities. *Une population oubliée: résultats des études bio comportementales [A forgotten population: results from the bio-behavioural studies]*. Power Point presentation. 2019.
6. Handicap International. *Enquête bio-comportementale sur la vulnérabilité des personnes handicapées face au VIH au Burkina Faso [Biobehavioural study on the vulnerability to HIV of disabled people in Burkina Faso]*. Ouagadougou: Institut de Recherche en Sciences de la Santé (IRSS/CNRST); 2017.
7. Senegal National Council for the Fight against AIDS, Handicap International. *Enquête bio-comportementale sur la vulnérabilité des personnes handicapées face au VIH au Sénégal [Biobehavioural study on the vulnerability to HIV of disabled people in Senegal]*. Dakar: Agence pour la Promotion des Activités de Population-Sénégal (APAPS) & Le Laboratoire de Bactériologie-Virologie; 2015.

EPIDEMIC ESTIMATES

	2010	2015	2018
New HIV infections			
New HIV infections (all ages)	4400 [2200–9100]	4000 [1900–8200]	3800 [1800–7700]
New HIV infections (0–14)	850 [<500–1800]	530 [<500–1100]	<500 [<500–960]
New HIV infections (women, 15+)	2100 [1000–4300]	2000 [980–4200]	1900 [930–4000]
New HIV infections (men, 15+)	1500 [710–3100]	1400 [680–3000]	1400 [650–2800]
HIV incidence per 1000 population	0.49 [0.24–1.03]	0.39 [0.19–0.81]	0.34 [0.17–0.71]
AIDS-related deaths			
AIDS-related deaths (all ages)	2000 [980–4100]	2400 [1200–4800]	2200 [1100–4400]
AIDS-related deaths (0–14)	590 [<500–1200]	<500 [<500–980]	<500 [<200–730]
AIDS-related deaths (women, 15+)	650 [<500–1400]	930 [<500–2000]	870 [<500–1800]
AIDS-related deaths (men, 15+)	760 [<500–1500]	970 [<500–1900]	940 [<500–1900]
People living with HIV			
People living with HIV (all ages)	61 000 [41 000–98 000]	70 000 [46 000–110 000]	73 000 [48 000–120 000]
People living with HIV (0–14)	5700 [3500–10 000]	5200 [3200–9200]	4600 [2800–8000]
People living with HIV (women, 15+)	33 000 [22 000–52 000]	39 000 [26 000–61 000]	42 000 [28 000–66 000]
People living with HIV (men, 15+)	23 000 [15 000–37 000]	26 000 [17 000–41 000]	27 000 [18 000–43 000]
HIV prevalence (15–49)	1.1 [0.7–1.8]	1.1 [0.7–1.8]	1 [0.7–1.7]

LAWS AND POLICIES

Laws criminalizing the transmission of, non-disclosure of or exposure to HIV transmission	Yes
Criminalization of sex work among consenting adults	Any criminalization or punitive regulation of sex work
Criminalization of same-sex sexual acts	Laws penalizing same-sex sexual acts have been decriminalized or never existed
Drug use or possession for personal use is an offence	Possession of drugs for personal use or drug use and/or consumption are specified as criminal offences
Criminalization of transgender people	Neither criminalized nor prosecuted
Laws or policies restricting the entry, stay and residence of people living with HIV	No
Parental consent for adolescents to access HIV testing	Yes, for adolescents younger than 14 years
Spousal consent for married women to access sexual and reproductive health services	No
Mandatory HIV testing for marriage, work or residence permits or for certain groups	No

STIGMA AND DISCRIMINATION

Percentage of women and men aged 15–49 years who report discriminatory attitudes towards people living with HIV	2012	2014
	55.4	67.1

Percentage of people living with HIV denied health services because of their HIV status in the last 12 months

Percentage of people living with HIV who reported a health-care professional told others about their HIV status without their consent

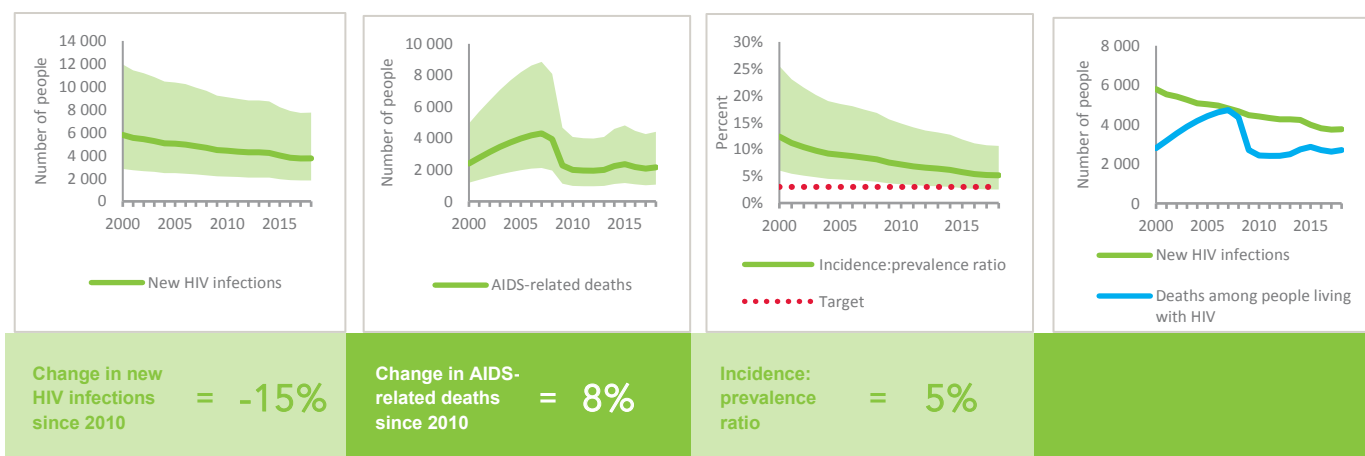
VIOLENCE

Proportion of ever-married or partnered women aged 15–49 years who experienced physical or sexual violence from a male intimate partner in the past 12 months	2018
	13.9

EXPENDITURES

	Financing sources					Total
	Domestic private	Domestic public	International: PEPFAR	International: Global Fund	International: all others	
Last available report: 2018	...	\$1 822 497	\$652 213	\$9 505 648	\$1 249 502	\$13 229 862

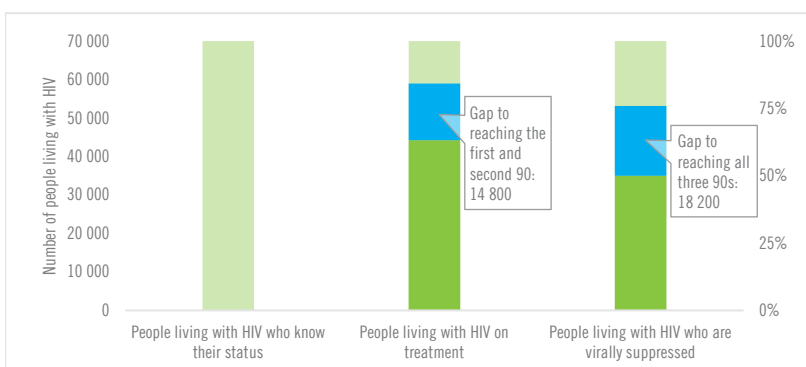
EPIDEMIC TRANSITION METRICS



KEY POPULATIONS

	Sex workers	Gay men and other men who have sex with men	People who inject drugs	Transgender people	Prisoners
Estimated size of population
HIV prevalence	8.5%	7.0%	2.2%	...	0.6%
Know their HIV status	59.2%	84.1%	71.2%	88.5%	...
Antiretroviral therapy coverage
Condom use	83.5%	66.0%	51.8%	86.8%	...
Coverage of HIV prevention programmes
Avoidance of health care because of stigma and discrimination
Expenditures (0)

HIV TESTING AND TREATMENT CASCADE



	...	61% [40– >95%] 44 200	48% [32–77%]
All ages	...% [...–...%]		
Children (0–14)	...% [...–...%]	44% [27–77%] 2000	...% [...–...%]
Women (15+)	...% [...–...%]	77% [51– >95%] 32 100	61% [41– >95%]
Men (15+)	...% [...–...%]	38% [25–61%] 10 100	30% [20–48%]

ELIMINATION OF MOTHER-TO-CHILD TRANSMISSION

	2010	2018
Percentage of pregnant women living with HIV accessing antiretroviral medicines	30% [18–49%]	>95% [>95– >95%]
Early infant diagnosis	...% [...–...%]	64.9% [39.1– >95%]

HIV COMORBIDITIES

Estimated number of incident tuberculosis cases among people living with HIV (2017)	980 [630–1400]
People living with HIV who started TB preventive therapy (2017)	...
Cervical cancer screening of women living with HIV	...
People coinfecting with HIV and hepatitis B virus receiving combined treatment	...
People coinfecting with HIV and hepatitis C virus starting hepatitis C treatment	...

HIV PREVENTION

Adults aged 15+ years with unsuppressed viral load	0.5%
Knowledge of HIV prevention among young people aged 15–24 years (2017)	
— Women	15%
— Men	18.6%
Condom use at last sex with a non-marital, non-cohabiting partner (2017)	
— Women	22.9%
— Men	36%
Women aged 15–49 years who have their demand for family planning satisfied by modern methods (2018)	28.8%
Men aged 15–49 years who are circumcised	Not applicable
Voluntary medical male circumcisions performed according to national standards	Not applicable
People who received PrEP at least once during the reporting period	...
Harm reduction	
— Use of sterile injecting equipment at last injection (2017)	94.6%
— Needles and syringes distributed per person who injects	...
— Coverage of opioid substitution therapy	...
— Naloxone available (2019)	No
— Safe injection rooms available (2019)	No

EPIDEMIC ESTIMATES

	2010	2015	2018
New HIV infections			
New HIV infections (all ages)	4600 [3400–6000]	2800 [1900–4100]	2400 [1600–3700]
New HIV infections (0–14)	1700 [1000–2300]	680 [<500–1300]	700 [<500–1200]
New HIV infections (women, 15+)	1600 [1200–2100]	1200 [810–1700]	920 [580–1500]
New HIV infections (men, 15+)	1300 [940–1800]	950 [660–1400]	750 [<500–1200]
HIV incidence per 1000 population	0.3 [0.22–0.4]	0.16 [0.11–0.23]	0.12 [0.08–0.19]
AIDS-related deaths			
AIDS-related deaths (all ages)	4800 [3600–6300]	4000 [2900–5300]	3300 [2400–4400]
AIDS-related deaths (0–14)	1300 [810–1800]	780 [<500–1200]	<500 [<500–790]
AIDS-related deaths (women, 15+)	1700 [1300–2300]	1100 [800–1500]	1100 [750–1500]
AIDS-related deaths (men, 15+)	1800 [1300–2300]	2100 [1500–2700]	1700 [1300–2200]
People living with HIV			
People living with HIV (all ages)	110 000 [88 000–130 000]	100 000 [83 000–120 000]	96 000 [78 000–120 000]
People living with HIV (0–14)	16 000 [12 000–20 000]	12 000 [7900–15 000]	9100 [6300–12 000]
People living with HIV (women, 15+)	52 000 [42 000–63 000]	53 000 [43 000–63 000]	53 000 [43 000–63 000]
People living with HIV (men, 15+)	41 000 [33 000–48 000]	37 000 [30 000–44 000]	34 000 [27 000–40 000]
HIV prevalence (15–49)	1.2 [0.9–1.4]	0.9 [0.7–1.1]	0.7 [0.6–0.9]

LAWS AND POLICIES

Laws criminalizing the transmission of, non-disclosure of or exposure to HIV transmission	Yes
Criminalization of sex work among consenting adults	Any criminalization or punitive regulation of sex work
Criminalization of same-sex sexual acts	No specific legislation
Drug use or possession for personal use is an offence	Possession of drugs for personal use or drug use and/or consumption are specified as criminal offences
Criminalization of transgender people	Neither criminalized nor prosecuted
Laws or policies restricting the entry, stay and residence of people living with HIV	No
Parental consent for adolescents to access HIV testing	Yes, for adolescents younger than 18 years
Spousal consent for married women to access sexual and reproductive health services	No
Mandatory HIV testing for marriage, work or residence permits or for certain groups	No

STIGMA AND DISCRIMINATION

Percentage of women and men aged 15–49 years who report discriminatory attitudes towards people living with HIV

Percentage of people living with HIV denied health services because of their HIV status in the last 12 months

Percentage of people living with HIV who reported a health-care professional told others about their HIV status without their consent

VIOLENCE

Proportion of ever-married or partnered women aged 15–49 years who experienced physical or sexual violence from a male intimate partner in the past 12 months

EXPENDITURES

	Financing sources					Total
	Domestic private	Domestic public	International: PEPFAR	International: Global Fund	International: all others	
Last available report: 2017	\$2 875 787	\$18 027 894	...	\$14 293 173	\$3 858 466	\$39 055 319

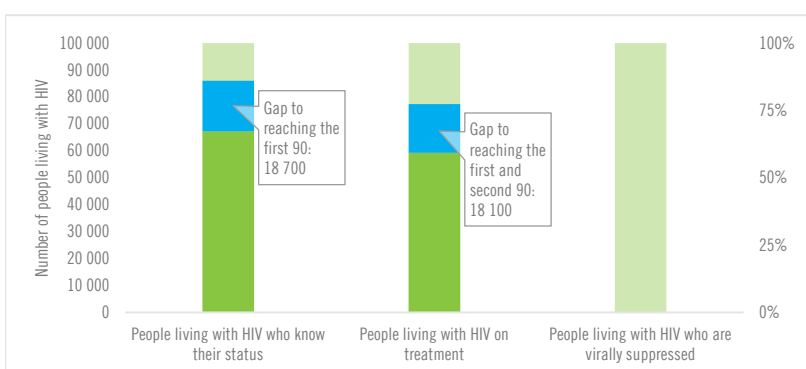
EPIDEMIC TRANSITION METRICS



KEY POPULATIONS

	Sex workers	Gay men and other men who have sex with men	People who inject drugs	Transgender people	Prisoners
Estimated size of population
HIV prevalence	5.4%	1.9%	2.2%
Know their HIV status	74.7%	67.9%
Antiretroviral therapy coverage
Condom use	92.9%	87.2%
Coverage of HIV prevention programmes	46.8%	76.4%
Avoidance of health care because of stigma and discrimination
Expenditures (0)

HIV TESTING AND TREATMENT CASCADE



	2010	2018
All ages	70% [57–85%] 59 300	62% [50–75%] 1900
Children (0–14)	33% [23–45%]	21% [15–29%]
Women (15+)	82% [67–>95%] 42 000	80% [65–>95%]
Men (15+)	63% [51–74%] 15 500	46% [37–54%]

ELIMINATION OF MOTHER-TO-CHILD TRANSMISSION

	2010	2018
Percentage of pregnant women living with HIV accessing antiretroviral medicines	44% [32–56%]	>95% [71–>95%]
Early infant diagnosis	8.4% [6.6–11.4%]	16.7% [13.2–22.9%]

HIV COMORBIDITIES

Estimated number of incident tuberculosis cases among people living with HIV (2017)	860 [550–1200]
People living with HIV who started TB preventive therapy (2017)	5.8%
Cervical cancer screening of women living with HIV	...
People coinfectd with HIV and hepatitis B virus receiving combined treatment	...
People coinfectd with HIV and hepatitis C virus starting hepatitis C treatment	...

HIV PREVENTION

Adults aged 15+ years with unsuppressed viral load	...
Knowledge of HIV prevention among young people aged 15–24 years	...
— Women	...
— Men	...
Condom use at last sex with a non-marital, non-cohabiting partner	...
— Women	...
— Men	...
Women aged 15–49 years who have their demand for family planning satisfied by modern methods	...
Men aged 15–49 years who are circumcised	Not applicable
Voluntary medical male circumcisions performed according to national standards	Not applicable
People who received PrEP at least once during the reporting period	...
Harm reduction	...
— Use of sterile injecting equipment at last injection	...
— Needles and syringes distributed per person who injects	...
— Coverage of opioid substitution therapy	...
— Naloxone available (2019)	No
— Safe injection rooms available (2019)	No

EPIDEMIC ESTIMATES

	2010	2015	2018
New HIV infections			
New HIV infections (all ages)	3700 [2700–4900]	2400 [1700–3400]	1700 [1000–2800]
New HIV infections (0–14)	1800 [1300–2300]	1100 [640–1500]	820 [<500–1300]
New HIV infections (women, 15+)	1200 [720–1600]	810 [<500–1300]	520 [<500–920]
New HIV infections (men, 15+)	750 [<500–1100]	520 [<500–860]	<500 [<200–650]
HIV incidence per 1000 population	0.45 [0.33–0.6]	0.24 [0.17–0.35]	0.16 [0.1–0.26]
AIDS-related deaths			
AIDS-related deaths (all ages)	5200 [4100–6400]	3000 [2300–3900]	1900 [1400–2500]
AIDS-related deaths (0–14)	1500 [1100–1800]	880 [560–1200]	640 [<500–930]
AIDS-related deaths (women, 15+)	2000 [1600–2600]	860 [610–1200]	590 [<500–770]
AIDS-related deaths (men, 15+)	1700 [1300–2200]	1200 [940–1600]	650 [<500–830]
People living with HIV			
People living with HIV (all ages)	93 000 [79 000–110 000]	85 000 [74 000–100 000]	82 000 [71 000–97 000]
People living with HIV (0–14)	19 000 [15 000–22 000]	14 000 [10 000–16 000]	11 000 [8000–14 000]
People living with HIV (women, 15+)	44 000 [37 000–51 000]	44 000 [38 000–51 000]	44 000 [39 000–52 000]
People living with HIV (men, 15+)	30 000 [25 000–35 000]	28 000 [24 000–32 000]	27 000 [23 000–32 000]
HIV prevalence (15–49)	1.6 [1.3–1.8]	1.2 [1–1.4]	1 [0.9–1.2]

LAWS AND POLICIES

Laws criminalizing the transmission of, non-disclosure of or exposure to HIV transmission	Yes
Criminalization of sex work among consenting adults	...
Criminalization of same-sex sexual acts	Yes, imprisonment (up to 14 years)
Drug use or possession for personal use is an offence	...
Criminalization of transgender people	...
Laws or policies restricting the entry, stay and residence of people living with HIV	No
Parental consent for adolescents to access HIV testing	...
Spousal consent for married women to access sexual and reproductive health services	...
Mandatory HIV testing for marriage, work or residence permits or for certain groups	...

STIGMA AND DISCRIMINATION

Percentage of women and men aged 15–49 years who report discriminatory attitudes towards people living with HIV	2010	2017
	25.5	22.8
Percentage of people living with HIV denied health services because of their HIV status in the last 12 months	2014	
		2
Percentage of people living with HIV who reported a health-care professional told others about their HIV status without their consent	2014	
		2.6

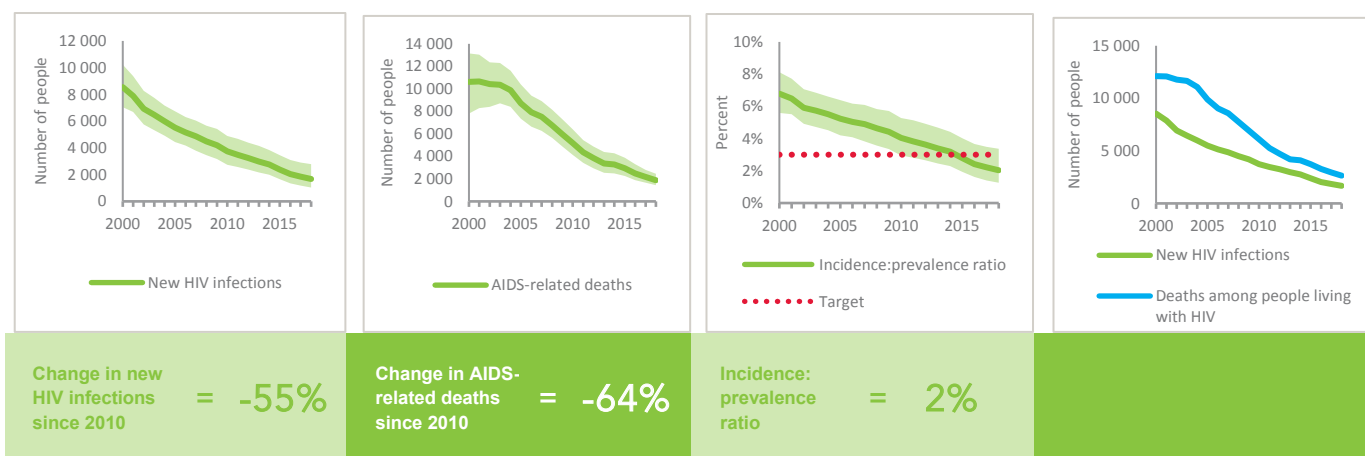
VIOLENCE

Proportion of ever-married or partnered women aged 15–49 years who experienced physical or sexual violence from a male intimate partner in the past 12 months	2017
	27.9

EXPENDITURES

	Financing sources					Total
	Domestic private	Domestic public	International: PEPFAR	International: Global Fund	International: all others	
Last available report: 2014	\$2 098 404	\$289 800	...	\$15 903 384	\$122 941	\$18 414 529

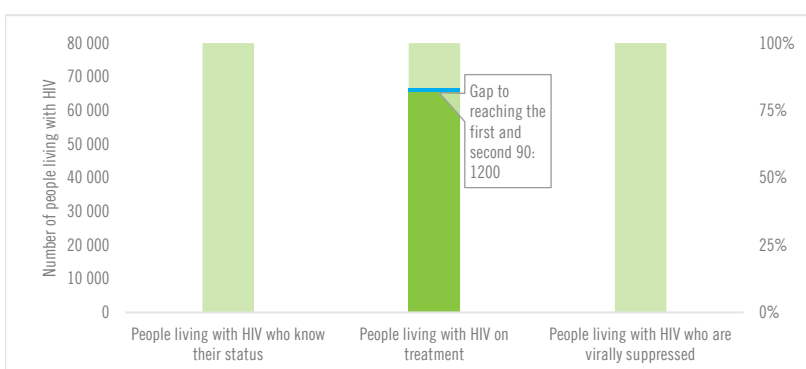
EPIDEMIC TRANSITION METRICS



KEY POPULATIONS

	Sex workers	Gay men and other men who have sex with men	People who inject drugs	Transgender people	Prisoners
Estimated size of population
HIV prevalence	21.3%	4.8%	10.2%
Know their HIV status
Antiretroviral therapy coverage
Condom use	52.5%	44.9%
Coverage of HIV prevention programmes
Avoidance of health care because of stigma and discrimination
Expenditures (0)

HIV TESTING AND TREATMENT CASCADE



	...	80% [69–94%] 65 500	...
All ages	...% [...–...%]	80% [69–94%] 65 500	...% [...–...%]
Children (0–14)	...% [...–...%]	30% [22–38%] 3400	...% [...–...%]
Women (15+)	...% [...–...%]	93% [81–>95%] 41 200	...% [...–...%]
Men (15+)	...% [...–...%]	78% [67–92%] 20 900	...% [...–...%]

ELIMINATION OF MOTHER-TO-CHILD TRANSMISSION

	2010	2018
Percentage of pregnant women living with HIV accessing antiretroviral medicines	43% [32–53%]	80% [61–>95%]
Early infant diagnosis	8.5% [6.9–11.3%]	...% [...–...%]

HIV COMORBIDITIES

Estimated number of incident tuberculosis cases among people living with HIV (2017)	1400 [930–2000]
People living with HIV who started TB preventive therapy (2017)	31.8%
Cervical cancer screening of women living with HIV	...
People coinfecting with HIV and hepatitis B virus receiving combined treatment	...
People coinfecting with HIV and hepatitis C virus starting hepatitis C treatment	...

HIV PREVENTION

Adults aged 15+ years with unsuppressed viral load	...
Knowledge of HIV prevention among young people aged 15–24 years (2016)	
— Women	52.4%
— Men	54.9%
Condom use at last sex with a non-marital, non-cohabiting partner (2016)	
— Women	29.4%
— Men	53.4%
Women aged 15–49 years who have their demand for family planning satisfied by modern methods (2017)	40.3%
Men aged 15–49 years who are circumcised	Not applicable
Voluntary medical male circumcisions performed according to national standards	Not applicable
People who received PrEP at least once during the reporting period	...
Harm reduction	
— Use of sterile injecting equipment at last injection	...
— Needles and syringes distributed per person who injects	...
— Coverage of opioid substitution therapy	...
— Naloxone available (2019)	...
— Safe injection rooms available (2019)	...

EPIDEMIC ESTIMATES

	2010	2015	2018
New HIV infections			
New HIV infections (all ages)	<200 [<100– <200]	<200 [<100– <200]	<200 [<100– <200]
New HIV infections (0–14)	... [...–...]	... [...–...]	... [...–...]
New HIV infections (women, 15+)	<100 [<100– <100]	<100 [<100– <100]	<100 [<100– <100]
New HIV infections (men, 15+)	<100 [<100– <100]	<100 [<100– <100]	<100 [<100– <100]
HIV incidence per 1000 population	0.26 [0.2–0.33]	0.21 [0.15–0.3]	0.19 [0.13–0.29]
AIDS-related deaths			
AIDS-related deaths (all ages)	<100 [<100– <100]	<100 [<100– <100]	<100 [<100– <100]
AIDS-related deaths (0–14)	... [...–...]	... [...–...]	... [...–...]
AIDS-related deaths (women, 15+)	<100 [<100– <100]	<100 [<100– <100]	<100 [<100– <100]
AIDS-related deaths (men, 15+)	<100 [<100– <100]	<100 [<100– <100]	<100 [<100– <100]
People living with HIV			
People living with HIV (all ages)	2100 [1700–2600]	2300 [1900–2700]	2400 [2100–2900]
People living with HIV (0–14)	... [...–...]	... [...–...]	... [...–...]
People living with HIV (women, 15+)	1100 [880–1300]	1200 [1000–1400]	1300 [1100–1500]
People living with HIV (men, 15+)	910 [770–1100]	1000 [870–1200]	1100 [920–1300]
HIV prevalence (15–49)	0.6 [0.5–0.8]	0.6 [0.5–0.7]	0.6 [0.5–0.7]

LAWS AND POLICIES

Laws criminalizing the transmission of, non-disclosure of or exposure to HIV transmission	Yes
Criminalization of sex work among consenting adults	...
Criminalization of same-sex sexual acts	Laws penalizing same-sex sexual acts have been decriminalized or never existed
Drug use or possession for personal use is an offence	...
Criminalization of transgender people	...
Laws or policies restricting the entry, stay and residence of people living with HIV	No
Parental consent for adolescents to access HIV testing	...
Spousal consent for married women to access sexual and reproductive health services	...
Mandatory HIV testing for marriage, work or residence permits or for certain groups	...

STIGMA AND DISCRIMINATION

Percentage of women and men aged 15–49 years who report discriminatory attitudes towards people living with HIV

Percentage of people living with HIV denied health services because of their HIV status in the last 12 months

Percentage of people living with HIV who reported a health-care professional told others about their HIV status without their consent

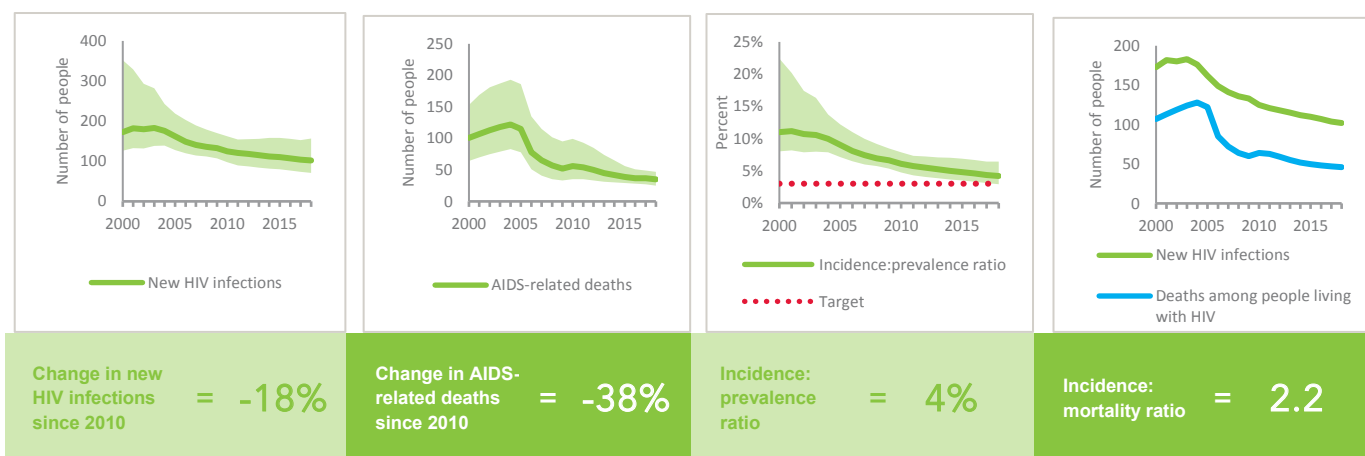
VIOLENCE

Proportion of ever-married or partnered women aged 15–49 years who experienced physical or sexual violence from a male intimate partner in the past 12 months

EXPENDITURES

	Financing sources					Total
	Domestic private	Domestic public	International: PEPFAR	International: Global Fund	International: all others	
Last available report: 2014	\$93 000	\$2 343 480	\$28 723	\$1 076 920	\$269 531	\$3 811 654

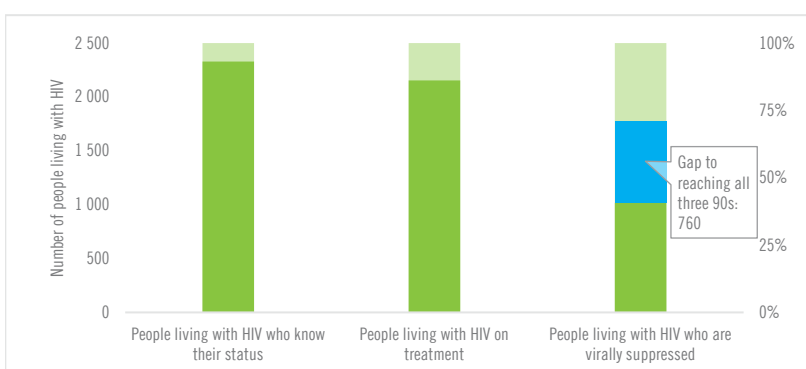
EPIDEMIC TRANSITION METRICS



KEY POPULATIONS

	Sex workers	Gay men and other men who have sex with men	People who inject drugs	Transgender people	Prisoners
Estimated size of population
HIV prevalence
Know their HIV status	45.1%
Antiretroviral therapy coverage
Condom use	73.8%	57.5%
Coverage of HIV prevention programmes
Avoidance of health care because of stigma and discrimination
Expenditures (0)

HIV TESTING AND TREATMENT CASCADE



	People living with HIV who know their status	People living with HIV on treatment	People living with HIV who are virally suppressed
All ages	>95% [81–>95%]	89% [75–>95%] 2200	42% [35–50%]
Children (0–14)	...% [...–...%]	...% [...–...%]% [...–...%]
Women (15+)	...% [...–...%]	94% [79–>95%] 1200	54% [46–64%]
Men (15+)	...% [...–...%]	81% [68–>95%] 890	29% [24–35%]

ELIMINATION OF MOTHER-TO-CHILD TRANSMISSION

	2010	2018
Percentage of pregnant women living with HIV accessing antiretroviral medicines	...% [...–...%]	...% [...–...%]
Early infant diagnosis	...% [...–...%]	...% [...–...%]

HIV COMORBIDITIES

Estimated number of incident tuberculosis cases among people living with HIV (2017)	82 [51–120]
People living with HIV who started TB preventive therapy (2017)	...
Cervical cancer screening of women living with HIV	...
People coinfecting with HIV and hepatitis B virus receiving combined treatment	...
People coinfecting with HIV and hepatitis C virus starting hepatitis C treatment	...

HIV PREVENTION

Adults aged 15+ years with unsuppressed viral load	0.4%
Knowledge of HIV prevention among young people aged 15–24 years	...
— Women	...
— Men	...
Condom use at last sex with a non-marital, non-cohabiting partner	...
— Women	...
— Men	...
Women aged 15–49 years who have their demand for family planning satisfied by modern methods	...
Men aged 15–49 years who are circumcised	Not applicable
Voluntary medical male circumcisions performed according to national standards	Not applicable
People who received PrEP at least once during the reporting period	...
Harm reduction	...
— Use of sterile injecting equipment at last injection	...
— Needles and syringes distributed per person who injects	...
— Coverage of opioid substitution therapy	...
— Naloxone available (2019)	...
— Safe injection rooms available (2019)	...

EPIDEMIC ESTIMATES

	2010	2015	2018
New HIV infections			
New HIV infections (all ages)	36 000 [32 000–39 000]	28 000 [24 000–32 000]	23 000 [19 000–28 000]
New HIV infections (0–14)	8100 [5900–10 000]	4800 [3900–6600]	4500 [2800–5900]
New HIV infections (women, 15+)	18 000 [16 000–20 000]	15 000 [13 000–17 000]	12 000 [10 000–15 000]
New HIV infections (men, 15+)	9700 [8600–12 000]	8100 [7000–10 000]	6700 [5400–8300]
HIV incidence per 1000 population	1.93 [1.76–2.14]	1.31 [1.14–1.5]	1.02 [0.84–1.23]
AIDS-related deaths			
AIDS-related deaths (all ages)	22 000 [19 000–25 000]	26 000 [23 000–29 000]	18 000 [15 000–21 000]
AIDS-related deaths (0–14)	6600 [5100–7600]	4300 [3200–5400]	3600 [2400–4600]
AIDS-related deaths (women, 15+)	11 000 [9100–12 000]	12 000 [10 000–13 000]	8000 [6500–9800]
AIDS-related deaths (men, 15+)	4700 [3800–5800]	9500 [8400–11 000]	6300 [5400–7300]
People living with HIV			
People living with HIV (all ages)	520 000 [460 000–560 000]	540 000 [470 000–580 000]	540 000 [470 000–590 000]
People living with HIV (0–14)	55 000 [45 000–61 000]	49 000 [39 000–57 000]	43 000 [33 000–51 000]
People living with HIV (women, 15+)	300 000 [270 000–330 000]	320 000 [280 000–350 000]	330 000 [290 000–360 000]
People living with HIV (men, 15+)	170 000 [140 000–180 000]	170 000 [150 000–190 000]	170 000 [150 000–190 000]
HIV prevalence (15–49)	4.5 [3.9–4.9]	3.9 [3.4–4.4]	3.6 [3.1–4]

LAWS AND POLICIES

Laws criminalizing the transmission of, non-disclosure of or exposure to HIV transmission	No
Criminalization of sex work among consenting adults	Any criminalization or punitive regulation of sex work
Criminalization of same-sex sexual acts	Yes, imprisonment (up to 14 years)
Drug use or possession for personal use is an offence	Possession of drugs for personal use or drug use and/or consumption are specified as criminal offences
Criminalization of transgender people	Neither criminalized nor prosecuted
Laws or policies restricting the entry, stay and residence of people living with HIV	No
Parental consent for adolescents to access HIV testing	No
Spousal consent for married women to access sexual and reproductive health services	No
Mandatory HIV testing for marriage, work or residence permits or for certain groups	No

STIGMA AND DISCRIMINATION

	2006	2014
Percentage of women and men aged 15–49 years who report discriminatory attitudes towards people living with HIV (2006 refers to women only)	43.9	34.9

Percentage of people living with HIV denied health services because of their HIV status in the last 12 months

Percentage of people living with HIV who reported a health-care professional told others about their HIV status without their consent

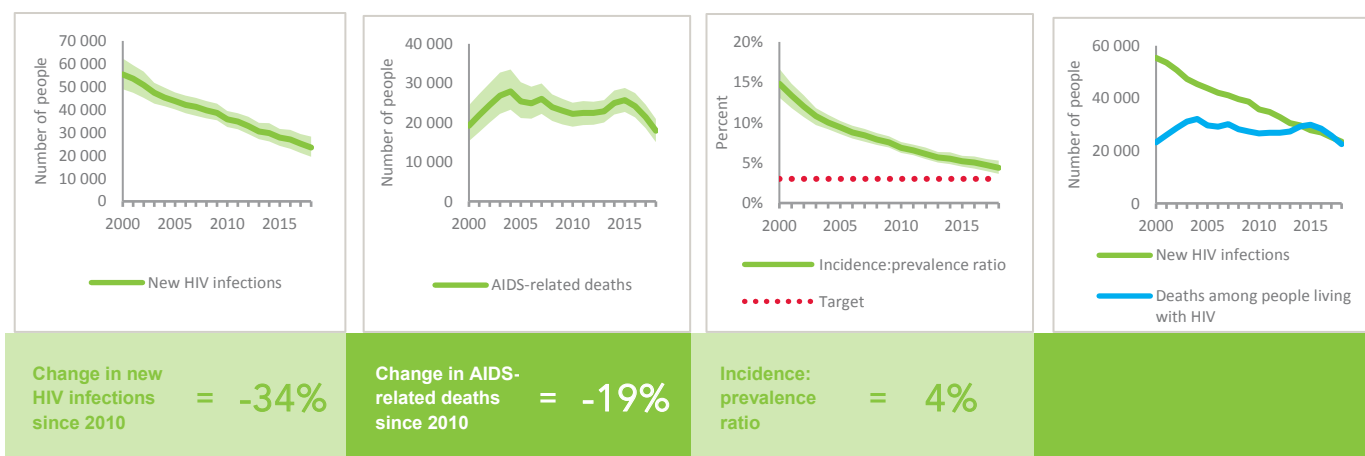
VIOLENCE

Proportion of ever-married or partnered women aged 15–49 years who experienced physical or sexual violence from a male intimate partner in the past 12 months

EXPENDITURES

	Financing sources					Total
	Domestic private	Domestic public	International: PEPFAR	International: Global Fund	International: all others	
Last available report: 2013	\$13 745 789	\$14 805 716	\$12 252 577	\$14 302 281	\$17 442 940	\$72 549 303

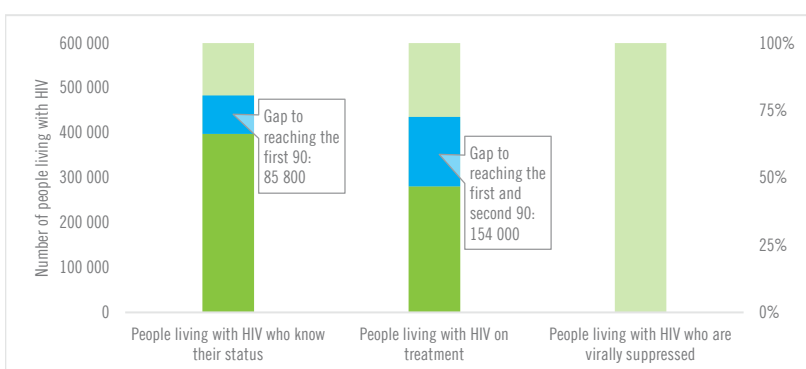
EPIDEMIC TRANSITION METRICS



KEY POPULATIONS

	Sex workers	Gay men and other men who have sex with men	People who inject drugs	Transgender people	Prisoners
Estimated size of population
HIV prevalence	24.3%	20.6%	4.0%
Know their HIV status	97.0%	67.3%
Antiretroviral therapy coverage	99.1%	97.2%
Condom use	96.0%	77.9%
Coverage of HIV prevention programmes
Avoidance of health care because of stigma and discrimination	4.7%	13.5%
Expenditures (0)

HIV TESTING AND TREATMENT CASCADE



	74% [65–81%]	52% [46–57%] 281 000	...% [...–...%]
All ages			
Children (0–14)	28% [22–33%]	24% [18–28%] 10 300	...% [...–...%]
Women (15+)	80% [70–87%]	59% [52–64%] 193 000	...% [...–...%]
Men (15+)	75% [66–83%]	47% [41–52%] 78 100	...% [...–...%]

ELIMINATION OF MOTHER-TO-CHILD TRANSMISSION

	2010	2018
Percentage of pregnant women living with HIV accessing antiretroviral medicines	42% [32–49%]	80% [61–94%]
Early infant diagnosis	19.2% [16.2–24.9%]	61.3% [52.0–80.9%]

HIV COMORBIDITIES

Estimated number of incident tuberculosis cases among people living with HIV (2017)	14 000 [9200 –21 000]
People living with HIV who started TB preventive therapy (2017)	...
Cervical cancer screening of women living with HIV	...
People coinfectd with HIV and hepatitis B virus receiving combined treatment	...
People coinfectd with HIV and hepatitis C virus starting hepatitis C treatment	...

HIV PREVENTION

Adults aged 15+ years with unsuppressed viral load	...
Knowledge of HIV prevention among young people aged 15–24 years (2014)	
— Women	32%
— Men	41.2%
Condom use at last sex with a non-marital, non-cohabiting partner	
— Women	...
— Men	...
Women aged 15–49 years who have their demand for family planning satisfied by modern methods (2014)	21%
Men aged 15–49 years who are circumcised	Not applicable
Voluntary medical male circumcisions performed according to national standards	Not applicable
People who received PrEP at least once during the reporting period	...
Harm reduction	
— Use of sterile injecting equipment at last injection	...
— Needles and syringes distributed per person who injects	...
— Coverage of opioid substitution therapy	...
— Naloxone available (2019)	...
— Safe injection rooms available (2019)	No

EPIDEMIC ESTIMATES

	2010	2015	2018
New HIV infections			
New HIV infections (all ages)	9100 [7500–12 000]	6700 [4900–9400]	5500 [3500–8100]
New HIV infections (0–14)	2200 [1700–2700]	1400 [970–2000]	1000 [600–1500]
New HIV infections (women, 15+)	4000 [3200–5200]	3100 [2200–4200]	2600 [1600–3800]
New HIV infections (men, 15+)	2900 [2300–3900]	2200 [1600–3400]	1900 [1200–3000]
HIV incidence per 1000 population	2.14 [1.77–2.73]	1.52 [1.1–2.14]	1.2 [0.77–1.77]
AIDS-related deaths			
AIDS-related deaths (all ages)	7800 [6400–9400]	6300 [5100–7700]	4800 [3700–6400]
AIDS-related deaths (0–14)	1600 [1300–2000]	1200 [890–1600]	890 [570–1200]
AIDS-related deaths (women, 15+)	3500 [2700–4100]	3000 [2300–3600]	1600 [1100–2200]
AIDS-related deaths (men, 15+)	2700 [2100–3300]	2200 [1700–2800]	2300 [1900–3100]
People living with HIV			
People living with HIV (all ages)	140 000 [110 000–160 000]	120 000 [97 000–140 000]	110 000 [90 000–140 000]
People living with HIV (0–14)	16 000 [13 000–19 000]	13 000 [10 000–16 000]	11 000 [8200–14 000]
People living with HIV (women, 15+)	70 000 [58 000–82 000]	60 000 [50 000–72 000]	59 000 [49 000–73 000]
People living with HIV (men, 15+)	50 000 [42 000–59 000]	43 000 [36 000–53 000]	40 000 [33 000–51 000]
HIV prevalence (15–49)	5 [4.2–5.9]	4 [3.3–4.9]	3.6 [2.9–4.5]

LAWS AND POLICIES

Laws criminalizing the transmission of, non-disclosure of or exposure to HIV transmission	Yes
Criminalization of sex work among consenting adults	Sex work is not subject to punitive regulations or is not criminalized
Criminalization of same-sex sexual acts	No specific legislation
Drug use or possession for personal use is an offence	Possession of drugs for personal use or drug use and/or consumption are specified as criminal offences
Criminalization of transgender people	Neither criminalized nor prosecuted
Laws or policies restricting the entry, stay and residence of people living with HIV	No
Parental consent for adolescents to access HIV testing	Yes, for adolescents younger than 14 years
Spousal consent for married women to access sexual and reproductive health services	No
Mandatory HIV testing for marriage, work or residence permits or for certain groups	Yes

STIGMA AND DISCRIMINATION

Percentage of women and men aged 15–49 years who report discriminatory attitudes towards people living with HIV

Percentage of people living with HIV denied health services because of their HIV status in the last 12 months

Percentage of people living with HIV who reported a health-care professional told others about their HIV status without their consent

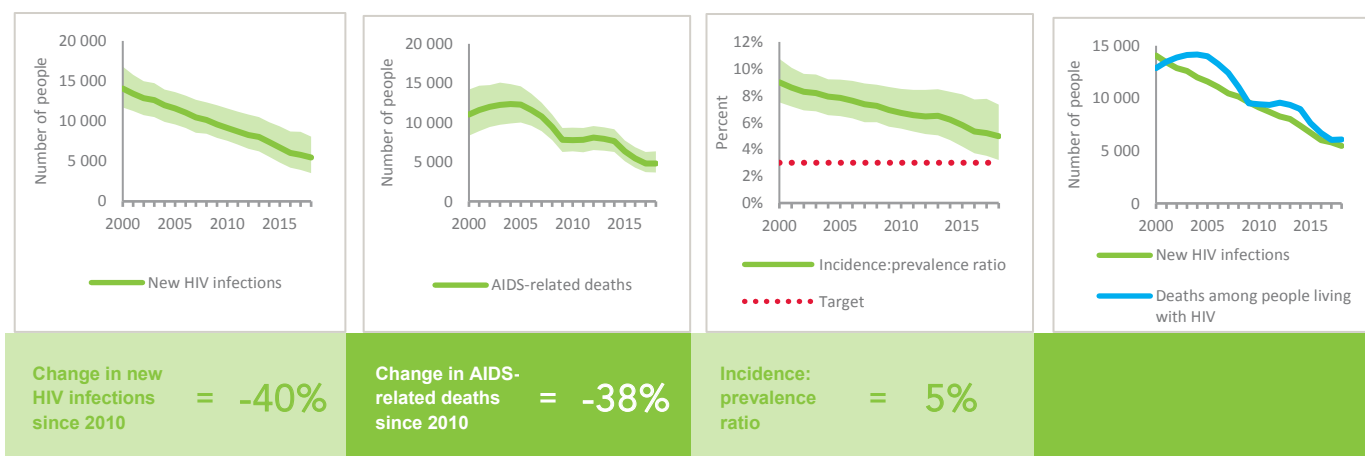
VIOLENCE

Proportion of ever-married or partnered women aged 15–49 years who experienced physical or sexual violence from a male intimate partner in the past 12 months

EXPENDITURES

	Financing sources					Total
	Domestic private	Domestic public	International: PEPFAR	International: Global Fund	International: all others	
Last available report: 2011	...	\$1 892 102	...	\$6 189 238	\$764 633	\$15 784 564

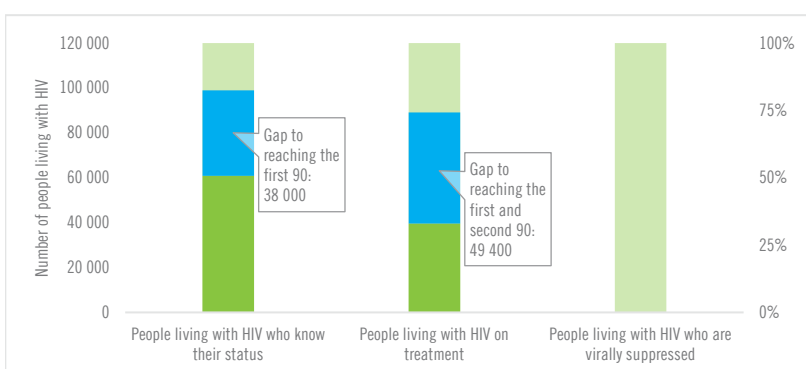
EPIDEMIC TRANSITION METRICS



KEY POPULATIONS

	Sex workers	Gay men and other men who have sex with men	People who inject drugs	Transgender people	Prisoners
Estimated size of population
HIV prevalence	9.2%	6.1%	3.6%
Know their HIV status
Antiretroviral therapy coverage	...	25.4%
Condom use	76.4%
Coverage of HIV prevention programmes
Avoidance of health care because of stigma and discrimination
Expenditures (2017)	\$0	\$0	\$0

HIV TESTING AND TREATMENT CASCADE



	2010	2018
All ages	55% [46–69%]	36% [30–45%] 39 600
Children (0–14)	28% [21–36%]	23% [18–29%] 2500
Women (15+)	62% [51–77%]	44% [36–54%] 25 800
Men (15+)	53% [44–67%]	28% [23–36%] 11 300

ELIMINATION OF MOTHER-TO-CHILD TRANSMISSION

	2010	2018
Percentage of pregnant women living with HIV accessing antiretroviral medicines	31% [24–38%]	71% [52–91%]
Early infant diagnosis	<1% [<1–<1%]	24.3% [18.8–33.1%]

HIV COMORBIDITIES

Estimated number of incident tuberculosis cases among people living with HIV (2017)	6200 [3300–9900]
People living with HIV who started TB preventive therapy (2017)	0%
Cervical cancer screening of women living with HIV	...
People coinfecting with HIV and hepatitis B virus receiving combined treatment	...
People coinfecting with HIV and hepatitis C virus starting hepatitis C treatment	...

HIV PREVENTION

Adults aged 15+ years with unsuppressed viral load	...
Knowledge of HIV prevention among young people aged 15–24 years	...
— Women	...
— Men	...
Condom use at last sex with a non-marital, non-cohabiting partner	...
— Women	...
— Men	...
Women aged 15–49 years who have their demand for family planning satisfied by modern methods	...
Men aged 15–49 years who are circumcised	...
Voluntary medical male circumcisions performed according to national standards	...
People who received PrEP at least once during the reporting period	...
Harm reduction	...
— Use of sterile injecting equipment at last injection	...
— Needles and syringes distributed per person who injects	...
— Coverage of opioid substitution therapy	...
— Naloxone available (2019)	No
— Safe injection rooms available (2019)	No

EPIDEMIC ESTIMATES

	2010	2015	2018
New HIV infections			
New HIV infections (all ages)	7400 [5600–9400]	6600 [4400–9300]	6500 [4000–9600]
New HIV infections (0–14)	2900 [2100–3900]	2300 [1400–3300]	2200 [1200–3200]
New HIV infections (women, 15+)	2500 [1800–3200]	2400 [1500–3400]	2400 [1400–3800]
New HIV infections (men, 15+)	2000 [1400–2600]	1900 [1200–2700]	1900 [1100–3000]
HIV incidence per 1000 population	0.65 [0.5–0.83]	0.49 [0.32–0.69]	0.44 [0.27–0.65]
AIDS-related deaths			
AIDS-related deaths (all ages)	3500 [2600–4800]	3200 [2200–4500]	3100 [2000–4500]
AIDS-related deaths (0–14)	2100 [1500–2700]	1600 [1000–2300]	1500 [870–2100]
AIDS-related deaths (women, 15+)	720 [<500–1000]	690 [<500–1000]	630 [<500–1000]
AIDS-related deaths (men, 15+)	680 [<500–990]	930 [630–1300]	980 [590–1500]
People living with HIV			
People living with HIV (all ages)	99 000 [80 000–120 000]	110 000 [91 000–140 000]	120 000 [94 000–150 000]
People living with HIV (0–14)	18 000 [14 000–24 000]	17 000 [12 000–22 000]	16 000 [11 000–21 000]
People living with HIV (women, 15+)	46 000 [37 000–56 000]	55 000 [44 000–66 000]	60 000 [47 000–73 000]
People living with HIV (men, 15+)	35 000 [28 000–44 000]	42 000 [33 000–50 000]	45 000 [35 000–56 000]
HIV prevalence (15–49)	1.5 [1.2–1.8]	1.4 [1.1–1.7]	1.3 [1–1.7]

LAWS AND POLICIES

Laws criminalizing the transmission of, non-disclosure of or exposure to HIV transmission	Yes
Criminalization of sex work among consenting adults	...
Criminalization of same-sex sexual acts	Yes, imprisonment (up to 14 years)
Drug use or possession for personal use is an offence	...
Criminalization of transgender people	...
Laws or policies restricting the entry, stay and residence of people living with HIV	No
Parental consent for adolescents to access HIV testing	...
Spousal consent for married women to access sexual and reproductive health services	...
Mandatory HIV testing for marriage, work or residence permits or for certain groups	...

STIGMA AND DISCRIMINATION

Percentage of women and men aged 15–49 years who report discriminatory attitudes towards people living with HIV	2004	2015
	62.8	44.4

Percentage of people living with HIV denied health services because of their HIV status in the last 12 months

Percentage of people living with HIV who reported a health-care professional told others about their HIV status without their consent

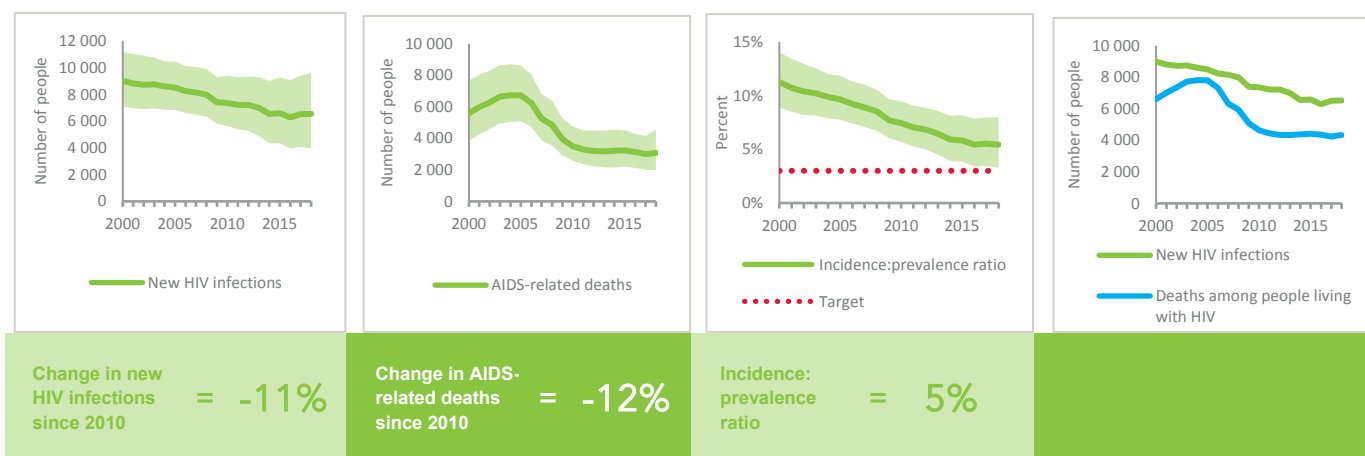
VIOLENCE

Proportion of ever-married or partnered women aged 15–49 years who experienced physical or sexual violence from a male intimate partner in the past 12 months	2014
	17.4

EXPENDITURES

	Financing sources					Total
	Domestic private	Domestic public	International: PEPFAR	International: Global Fund	International: all others	
Last available report: 2013	\$123 770	\$4 622 591	...	\$7 037 322	\$2 509 164	\$17 632 654

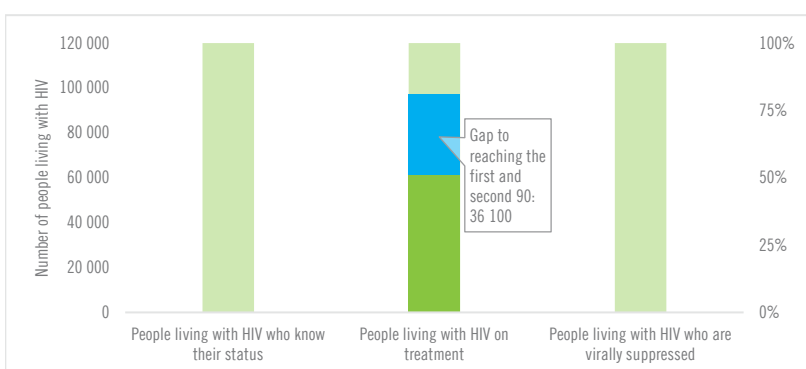
EPIDEMIC TRANSITION METRICS



KEY POPULATIONS

	Sex workers	Gay men and other men who have sex with men	People who inject drugs	Transgender people	Prisoners
Estimated size of population
HIV prevalence
Know their HIV status
Antiretroviral therapy coverage
Condom use
Coverage of HIV prevention programmes
Avoidance of health care because of stigma and discrimination
Expenditures (0)

HIV TESTING AND TREATMENT CASCADE



	...	51% [40–63%] 61 400	...
All ages	...% [...-...%]		...% [...-...%]
Children (0–14)	...% [...-...%]	16% [11–22%] 2600	...% [...-...%]
Women (15+)	...% [...-...%]	67% [53–82%] 39 800	...% [...-...%]
Men (15+)	...% [...-...%]	42% [33–53%] 19 000	...% [...-...%]

ELIMINATION OF MOTHER-TO-CHILD TRANSMISSION

	2010	2018
Percentage of pregnant women living with HIV accessing antiretroviral medicines	16% [11–20%]	56% [40–72%]
Early infant diagnosis	2.3% [1.8–3.1%]	...% [...-...%]

HIV COMORBIDITIES

Estimated number of incident tuberculosis cases among people living with HIV (2017)	4600 [2900–6600]
People living with HIV who started TB preventive therapy (2017)	...
Cervical cancer screening of women living with HIV	...
People coinfecting with HIV and hepatitis B virus receiving combined treatment	...
People coinfecting with HIV and hepatitis C virus starting hepatitis C treatment	...

HIV PREVENTION

Adults aged 15+ years with unsuppressed viral load	...
Knowledge of HIV prevention among young people aged 15–24 years (2014)	
— Women	11.2%
— Men	15.4%
Condom use at last sex with a non-marital, non-cohabiting partner (2015)	
— Women	31.6%
— Men	39.7%
Women aged 15–49 years who have their demand for family planning satisfied by modern methods (2015)	20.2%
Men aged 15–49 years who are circumcised (2015)	Not applicable
Voluntary medical male circumcisions performed according to national standards	Not applicable
People who received PrEP at least once during the reporting period	...
Harm reduction	
— Use of sterile injecting equipment at last injection	...
— Needles and syringes distributed per person who injects	...
— Coverage of opioid substitution therapy	...
— Naloxone available (2019)	...
— Safe injection rooms available (2019)	...

EPIDEMIC ESTIMATES

	2010	2015	2018
New HIV infections			
New HIV infections (all ages)	5800 [4200–7600]	5600 [3500–8700]	5300 [3000–9700]
New HIV infections (0–14)	1400 [1100–1800]	1300 [830–1800]	1200 [830–1700]
New HIV infections (women, 15+)	2900 [2000–3800]	2900 [1700–4700]	2700 [1500–5400]
New HIV infections (men, 15+)	1500 [1000–2000]	1500 [830–2400]	1400 [720–2600]
HIV incidence per 1000 population	1.4 [1.01–1.83]	1.18 [0.73–1.83]	1.03 [0.59–1.89]
AIDS-related deaths			
AIDS-related deaths (all ages)	3900 [3100–4800]	4500 [3400–5700]	4000 [2800–5400]
AIDS-related deaths (0–14)	1000 [800–1300]	910 [620–1200]	900 [610–1300]
AIDS-related deaths (women, 15+)	2000 [1600–2500]	2100 [1600–2800]	1900 [1300–2700]
AIDS-related deaths (men, 15+)	880 [650–1100]	1400 [1100–1900]	1200 [850–1600]
People living with HIV			
People living with HIV (all ages)	82 000 [69 000–95 000]	87 000 [70 000–110 000]	89 000 [69 000–120 000]
People living with HIV (0–14)	8200 [6700–9800]	7900 [6200–9800]	7700 [5800–10 000]
People living with HIV (women, 15+)	49 000 [41 000–57 000]	53 000 [43 000–65 000]	55 000 [42 000–72 000]
People living with HIV (men, 15+)	25 000 [21 000–29 000]	26 000 [22 000–32 000]	27 000 [21 000–36 000]
HIV prevalence (15–49)	3.1 [2.6–3.7]	2.8 [2.3–3.5]	2.6 [2–3.5]

LAWS AND POLICIES

Laws criminalizing the transmission of, non-disclosure of or exposure to HIV transmission	Yes
Criminalization of sex work among consenting adults	Any criminalization or punitive regulation of sex work
Criminalization of same-sex sexual acts	Laws penalizing same-sex sexual acts have been decriminalized or never existed
Drug use or possession for personal use is an offence	Possession of drugs for personal use or drug use and/or consumption are specified as criminal offences
Criminalization of transgender people	Neither criminalized nor prosecuted
Laws or policies restricting the entry, stay and residence of people living with HIV	No
Parental consent for adolescents to access HIV testing	Yes, for adolescents younger than 14 years
Spousal consent for married women to access sexual and reproductive health services	No
Mandatory HIV testing for marriage, work or residence permits or for certain groups	No

STIGMA AND DISCRIMINATION

Percentage of women and men aged 15–49 years who report discriminatory attitudes towards people living with HIV	2012	2014
	35.4	47.2
Percentage of people living with HIV denied health services because of their HIV status in the last 12 months	2015	
	6.1	
Percentage of people living with HIV who reported a health-care professional told others about their HIV status without their consent	2015	
	17.9	

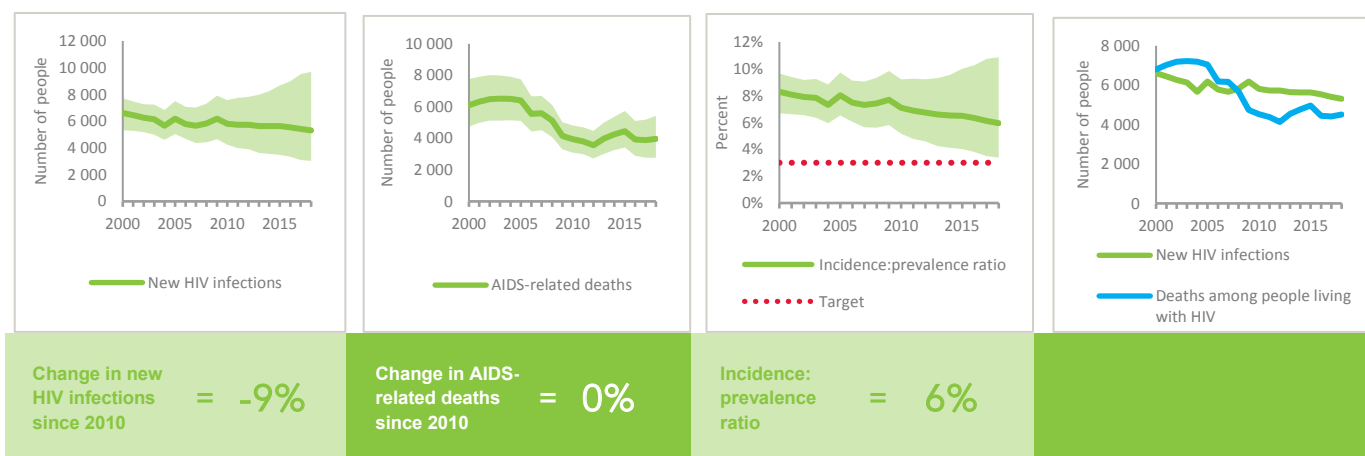
VIOLENCE

Proportion of ever-married or partnered women aged 15–49 years who experienced physical or sexual violence from a male intimate partner in the past 12 months	2014
	36.7

EXPENDITURES

	Financing sources					Total
	Domestic private	Domestic public	International: PEPFAR	International: Global Fund	International: all others	
Last available report: 2010	...	\$8 104 228	...	\$6 354 280	\$1 676 938	\$16 472 586

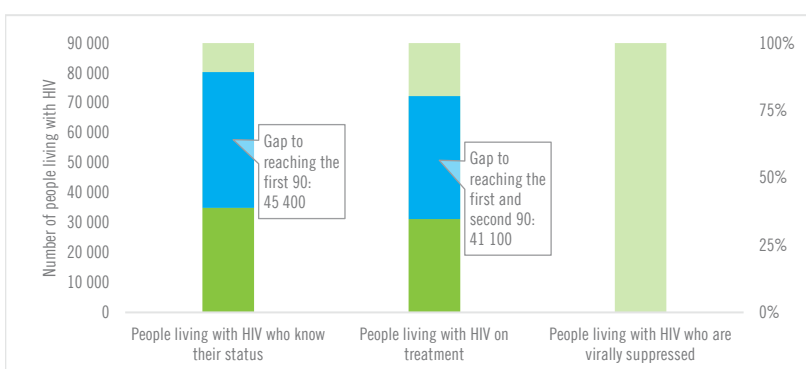
EPIDEMIC TRANSITION METRICS



KEY POPULATIONS

	Sex workers	Gay men and other men who have sex with men	People who inject drugs	Transgender people	Prisoners
Estimated size of population
HIV prevalence	8.1%	41.2%	3.9%
Know their HIV status
Antiretroviral therapy coverage
Condom use	86.3%	64.1%
Coverage of HIV prevention programmes
Avoidance of health care because of stigma and discrimination	17.2%	10.4%
Expenditures (0)

HIV TESTING AND TREATMENT CASCADE



	2010	2018
All ages	39% [30–51%]	35% [27–46%] 31 200
Children (0–14)	25% [19–33%]	25% [19–33%] 2000
Women (15+)	43% [32–56%]	36% [27–47%] 19 800
Men (15+)	36% [28–48%]	36% [28–48%] 9500

ELIMINATION OF MOTHER-TO-CHILD TRANSMISSION

	2010	2018
Percentage of pregnant women living with HIV accessing antiretroviral medicines	14% [10–17%]	25% [17–36%]
Early infant diagnosis	8.2% [6.5–10.7%]	1.9% [1.3–2.7%]

HIV COMORBIDITIES

Estimated number of incident tuberculosis cases among people living with HIV (2017)	5200 [2700–8500]
People living with HIV who started TB preventive therapy (2017)	...
Cervical cancer screening of women living with HIV	...
People coinfecting with HIV and hepatitis B virus receiving combined treatment	...
People coinfecting with HIV and hepatitis C virus starting hepatitis C treatment	...

HIV PREVENTION

Adults aged 15+ years with unsuppressed viral load	...
Knowledge of HIV prevention among young people aged 15–24 years (2015)	
— Women	26.7%
— Men	45.3%
Condom use at last sex with a non-marital, non-cohabiting partner	
— Women	...
— Men	...
Women aged 15–49 years who have their demand for family planning satisfied by modern methods	...
Men aged 15–49 years who are circumcised	Not applicable
Voluntary medical male circumcisions performed according to national standards	Not applicable
People who received PrEP at least once during the reporting period	...
Harm reduction	
— Use of sterile injecting equipment at last injection	...
— Needles and syringes distributed per person who injects	...
— Coverage of opioid substitution therapy	...
— Naloxone available (2019)	No
— Safe injection rooms available (2019)	No

EPIDEMIC ESTIMATES

	2010	2015	2018
New HIV infections			
New HIV infections (all ages)	25 000 [14 000–47 000]	21 000 [11 000–40 000]	17 000 [9100–32 000]
New HIV infections (0–14)	5800 [3000–11 000]	4400 [2300–8300]	2600 [1300–4900]
New HIV infections (women, 15+)	11 000 [5800–20 000]	9200 [5000–17 000]	7800 [4200–15 000]
New HIV infections (men, 15+)	8700 [4700–17 000]	7500 [4100–14 000]	6400 [3500–12 000]
HIV incidence per 1000 population	1.3 [0.69–2.44]	0.95 [0.51–1.79]	0.7 [0.37–1.32]
AIDS-related deaths			
AIDS-related deaths (all ages)	24 000 [17 000–34 000]	22 000 [16 000–32 000]	16 000 [11 000–23 000]
AIDS-related deaths (0–14)	4900 [3000–8000]	3300 [2000–5500]	2300 [1400–3700]
AIDS-related deaths (women, 15+)	10 000 [7000–15 000]	8800 [6100–13 000]	5300 [3600–7700]
AIDS-related deaths (men, 15+)	9100 [6700–13 000]	10 000 [7500–15 000]	8400 [6100–12 000]
People living with HIV			
People living with HIV (all ages)	480 000 [380 000–610 000]	470 000 [370 000–600 000]	460 000 [360 000–580 000]
People living with HIV (0–14)	48 000 [35 000–64 000]	38 000 [28 000–51 000]	31 000 [23 000–41 000]
People living with HIV (women, 15+)	250 000 [200 000–320 000]	260 000 [210 000–330 000]	260 000 [210 000–330 000]
People living with HIV (men, 15+)	180 000 [140 000–230 000]	170 000 [140 000–230 000]	170 000 [130 000–210 000]
HIV prevalence (15–49)	3.6 [2.8–4.6]	2.9 [2.3–3.8]	2.6 [2–3.3]

LAWS AND POLICIES

Laws criminalizing the transmission of, non-disclosure of or exposure to HIV transmission	Yes
Criminalization of sex work among consenting adults	Any criminalization or punitive regulation of sex work
Criminalization of same-sex sexual acts	No specific legislation
Drug use or possession for personal use is an offence	Possession of drugs for personal use or drug use and/or consumption are specified as criminal offences
Criminalization of transgender people	Neither criminalized nor prosecuted
Laws or policies restricting the entry, stay and residence of people living with HIV	No
Parental consent for adolescents to access HIV testing	...
Spousal consent for married women to access sexual and reproductive health services	...
Mandatory HIV testing for marriage, work or residence permits or for certain groups	No

STIGMA AND DISCRIMINATION

Percentage of women and men aged 15–49 years who report discriminatory attitudes towards people living with HIV	2012	2016
	44.5	53
Percentage of people living with HIV denied health services because of their HIV status in the last 12 months	2016	
	2.4	
Percentage of people living with HIV who reported a health-care professional told others about their HIV status without their consent	2016	
	3.4	

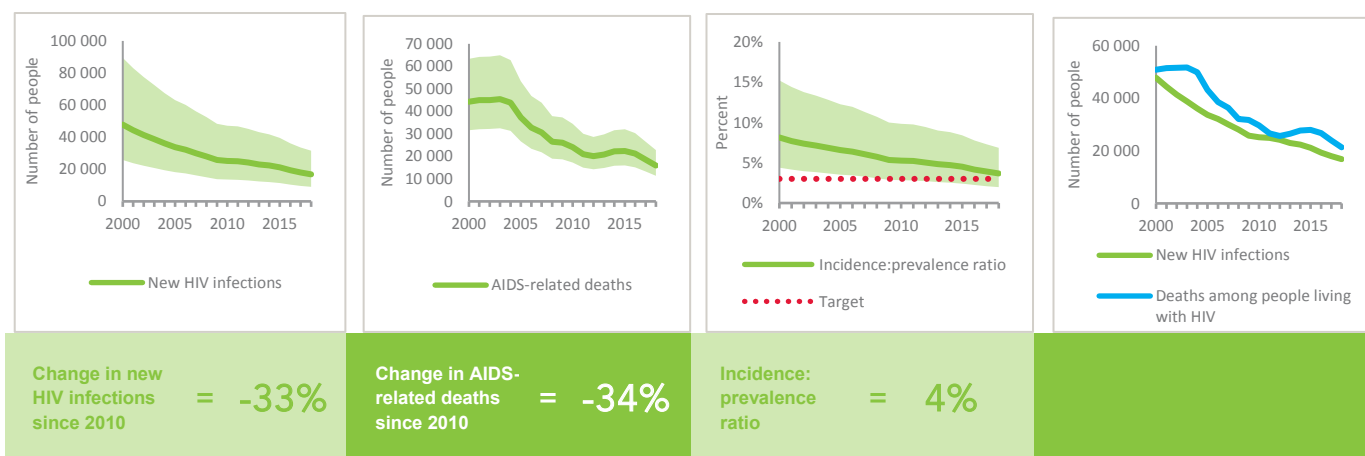
VIOLENCE

Proportion of ever-married or partnered women aged 15–49 years who experienced physical or sexual violence from a male intimate partner in the past 12 months

EXPENDITURES

	Financing sources					Total
	Domestic private	Domestic public	International: PEPFAR	International: Global Fund	International: all others	
Last available report: 2013	\$130 057	\$8 334 163	\$51 530 751	\$2 036 899	\$980 810	\$63 012 680

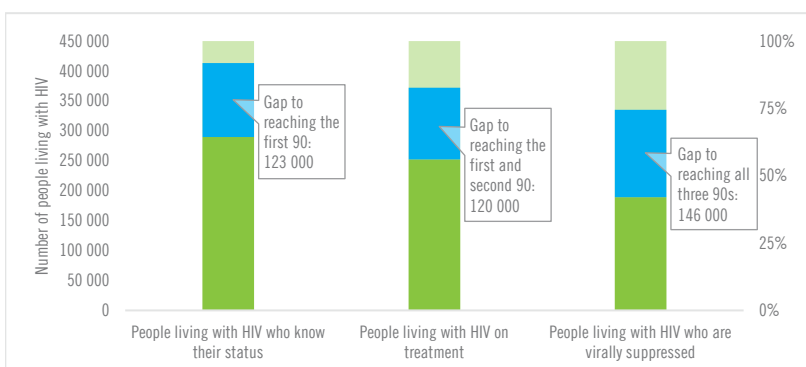
EPIDEMIC TRANSITION METRICS



KEY POPULATIONS

	Sex workers	Gay men and other men who have sex with men	People who inject drugs	Transgender people	Prisoners
Estimated size of population	41 000
HIV prevalence	12.2%	12.3%	1.2%
Know their HIV status	91.8%	13.3%
Antiretroviral therapy coverage	96.8%
Condom use	93.8%	75.1%
Coverage of HIV prevention programmes	96.2%	39.1%
Avoidance of health care because of stigma and discrimination	5.8%	22.6%
Expenditures (2013)	\$970 587	\$186 543	\$18 756

HIV TESTING AND TREATMENT CASCADE



	63% [50–80%]	55% [44–70%] 252 000	41% [33–52%]
All ages			
Children (0–14)	40% [29–54%]	40% [29–54%] 12 300	24% [18–32%]
Women (15+)	72% [58–91%]	67% [53–84%] 176 000	51% [41–64%]
Men (15+)	53% [41–68%]	39% [31–50%] 64 300	29% [23–37%]

ELIMINATION OF MOTHER-TO-CHILD TRANSMISSION

	2010	2018
Percentage of pregnant women living with HIV accessing antiretroviral medicines	34% [24–45%]	90% [65–>95%]
Early infant diagnosis	27.7% [20.8–38.2%]	56.3% [42.3–77.5%]

HIV COMORBIDITIES

Estimated number of incident tuberculosis cases among people living with HIV (2017)	7300 [4600 –10 000]
People living with HIV who started TB preventive therapy (2017)	...
Cervical cancer screening of women living with HIV	...
People coinfectd with HIV and hepatitis B virus receiving combined treatment	...
People coinfectd with HIV and hepatitis C virus starting hepatitis C treatment	...

HIV PREVENTION

Adults aged 15+ years with unsuppressed viral load	1.6%
Knowledge of HIV prevention among young people aged 15–24 years (2015)	
— Women	24%
— Men	33%
Condom use at last sex with a non-marital, non-cohabiting partner (2016)	
— Women	30.4%
— Men	41.8%
Women aged 15–49 years who have their demand for family planning satisfied by modern methods (2016)	33.7%
Men aged 15–49 years who are circumcised	Not applicable
Voluntary medical male circumcisions performed according to national standards	Not applicable
People who received PrEP at least once during the reporting period	...
Harm reduction	
— Use of sterile injecting equipment at last injection	...
— Needles and syringes distributed per person who injects	...
— Coverage of opioid substitution therapy	...
— Naloxone available (2019)	No
— Safe injection rooms available (2019)	No

EPIDEMIC ESTIMATES

	2010	2015	2018
New HIV infections			
New HIV infections (all ages)	31 000 [24 000–37 000]	22 000 [16 000–29 000]	19 000 [13 000–26 000]
New HIV infections (0–14)	12 000 [9500–15 000]	7900 [5500–10 000]	7000 [5400–8600]
New HIV infections (women, 15+)	14 000 [11 000–17 000]	11 000 [7500–15 000]	8700 [5900–13 000]
New HIV infections (men, 15+)	4500 [3400–5800]	3500 [2400–4900]	2800 [1800–4300]
HIV incidence per 1000 population	0.45 [0.35–0.54]	0.28 [0.2–0.37]	0.21 [0.14–0.29]
AIDS-related deaths			
AIDS-related deaths (all ages)	34 000 [27 000–40 000]	23 000 [18 000–29 000]	13 000 [10 000–17 000]
AIDS-related deaths (0–14)	9300 [7500–11 000]	6700 [5100–8300]	4200 [3000–5400]
AIDS-related deaths (women, 15+)	18 000 [15 000–22 000]	12 000 [8500–14 000]	6600 [4800–8700]
AIDS-related deaths (men, 15+)	6400 [5200–8000]	5200 [3900–6500]	2700 [2000–3400]
People living with HIV			
People living with HIV (all ages)	480 000 [400 000–560 000]	450 000 [370 000–520 000]	450 000 [370 000–530 000]
People living with HIV (0–14)	83 000 [67 000–97 000]	70 000 [55 000–84 000]	64 000 [50 000–76 000]
People living with HIV (women, 15+)	290 000 [240 000–330 000]	280 000 [220 000–320 000]	280 000 [230 000–330 000]
People living with HIV (men, 15+)	110 000 [89 000–130 000]	100 000 [86 000–120 000]	110 000 [87 000–120 000]
HIV prevalence (15–49)	1.1 [0.9–1.3]	0.9 [0.7–1]	0.8 [0.6–0.9]

LAWS AND POLICIES

Laws criminalizing the transmission of, non-disclosure of or exposure to HIV transmission	...
Criminalization of sex work among consenting adults	Any criminalization or punitive regulation of sex work
Criminalization of same-sex sexual acts	No specific legislation
Drug use or possession for personal use is an offence	No
Criminalization of transgender people	Neither criminalized nor prosecuted
Laws or policies restricting the entry, stay and residence of people living with HIV	No
Parental consent for adolescents to access HIV testing	...
Spousal consent for married women to access sexual and reproductive health services	...
Mandatory HIV testing for marriage, work or residence permits or for certain groups	No

STIGMA AND DISCRIMINATION

Percentage of women and men aged 15–49 years who report discriminatory attitudes towards people living with HIV	2007	2014
	53.9	49.2
Percentage of people living with HIV denied health services because of their HIV status in the last 12 months		2012
		6.1
Percentage of people living with HIV who reported a health-care professional told others about their HIV status without their consent		2012
		9.9

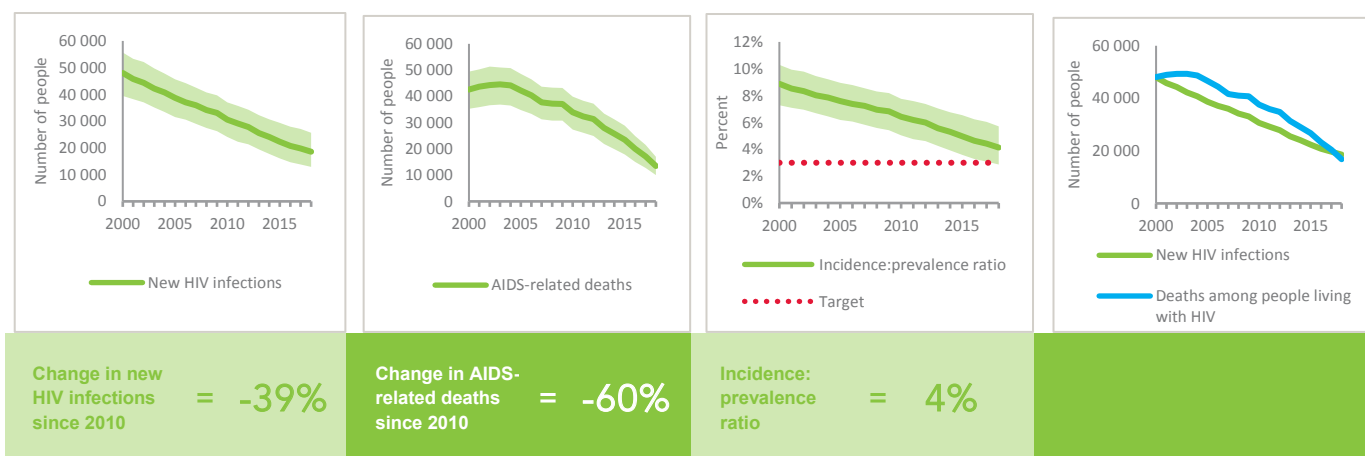
VIOLENCE

Proportion of ever-married or partnered women aged 15–49 years who experienced physical or sexual violence from a male intimate partner in the past 12 months	2014
	36.8

EXPENDITURES

	Financing sources					Total
	Domestic private	Domestic public	International: PEPFAR	International: Global Fund	International: all others	
Last available report: 2014	\$97 139 495	\$30 383 681	\$40 330 212	\$38 728 196	\$15 841 111	\$222 422 695

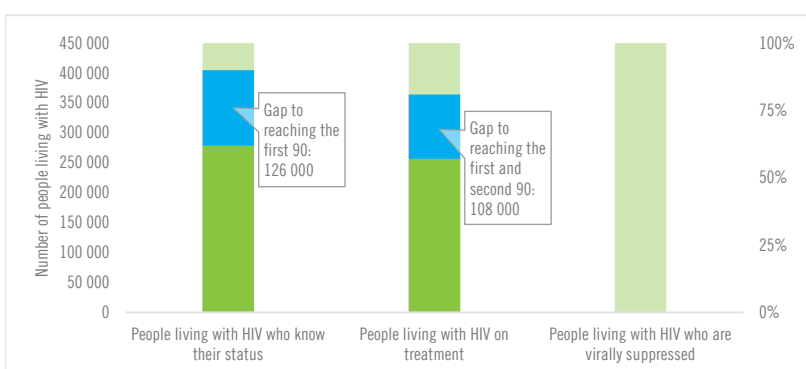
EPIDEMIC TRANSITION METRICS



KEY POPULATIONS

	Sex workers	Gay men and other men who have sex with men	People who inject drugs	Transgender people	Prisoners
Estimated size of population	350 000	190 000	160 000
HIV prevalence	...	3.3%	5.9%	...	1.6%
Know their HIV status
Antiretroviral therapy coverage
Condom use	...	77.4%
Coverage of HIV prevention programmes
Avoidance of health care because of stigma and discrimination
Expenditures (2014)	\$6188	\$185 650	\$0

HIV TESTING AND TREATMENT CASCADE



	2010	2018
All ages	62% [51–73%]	57% [47–67%] 256 000
Children (0–14)	25% [20–30%]	25% [20–30%] 16 000
Women (15+)	64% [52–75%]	58% [47–69%] 162 000
Men (15+)	79% [64–91%]	73% [60–85%] 78 000

ELIMINATION OF MOTHER-TO-CHILD TRANSMISSION

	2010	2018
Percentage of pregnant women living with HIV accessing antiretroviral medicines	7% [5–8%]	44% [33–52%]
Early infant diagnosis	2.8% [2.3–3.7%]	19.7% [16.5–26.1%]

HIV COMORBIDITIES

Estimated number of incident tuberculosis cases among people living with HIV (2017)	20 000 [13 000–28 000]
People living with HIV who started TB preventive therapy (2017)	...
Cervical cancer screening of women living with HIV	...
People coinfecting with HIV and hepatitis B virus receiving combined treatment	...
People coinfecting with HIV and hepatitis C virus starting hepatitis C treatment	...

HIV PREVENTION

Adults aged 15+ years with unsuppressed viral load	...
Knowledge of HIV prevention among young people aged 15–24 years (2014)	
— Women	18.6%
— Men	24.9%
Condom use at last sex with a non-marital, non-cohabiting partner (2014)	
— Women	22.6%
— Men	30.7%
Women aged 15–49 years who have their demand for family planning satisfied by modern methods (2014)	19.5%
Men aged 15–49 years who are circumcised	Not applicable
Voluntary medical male circumcisions performed according to national standards	Not applicable
People who received PrEP at least once during the reporting period	...
Harm reduction	
— Use of sterile injecting equipment at last injection	...
— Needles and syringes distributed per person who injects	...
— Coverage of opioid substitution therapy	...
— Naloxone available (2019)	No
— Safe injection rooms available (2019)	No

EPIDEMIC ESTIMATES

	2010	2015	2018
New HIV infections			
New HIV infections (all ages)	3900 [3100–5000]	4700 [3300–6800]	5100 [3100–8000]
New HIV infections (0–14)	810 [630–1000]	860 [570–1200]	910 [550–1400]
New HIV infections (women, 15+)	1600 [1200–2000]	1900 [1300–2700]	2000 [1200–3300]
New HIV infections (men, 15+)	1500 [1200–2100]	2000 [1300–2900]	2200 [1200–3500]
HIV incidence per 1000 population	4.41 [3.45–5.61]	4.34 [2.93–6.28]	4.21 [2.49–6.65]
AIDS-related deaths			
AIDS-related deaths (all ages)	1400 [970–1900]	1600 [1100–2300]	1800 [1200–2600]
AIDS-related deaths (0–14)	<500 [<500–560]	<500 [<500–650]	530 [<500–770]
AIDS-related deaths (women, 15+)	510 [<500–740]	<500 [<200– <500]	<500 [<200– <500]
AIDS-related deaths (men, 15+)	<500 [<500–610]	860 [590–1200]	1000 [710–1400]
People living with HIV			
People living with HIV (all ages)	35 000 [29 000–41 000]	52 000 [43 000–63 000]	62 000 [50 000–81 000]
People living with HIV (0–14)	3700 [3000–4700]	4900 [3800–6100]	5300 [3800–7100]
People living with HIV (women, 15+)	16 000 [14 000–19 000]	24 000 [20 000–29 000]	30 000 [24 000–38 000]
People living with HIV (men, 15+)	15 000 [13 000–18 000]	23 000 [19 000–28 000]	28 000 [22 000–36 000]
HIV prevalence (15–49)	5.7 [4.8–6.7]	6.7 [5.6–8.2]	7.1 [5.6–9.2]

LAWS AND POLICIES

Laws criminalizing the transmission of, non-disclosure of or exposure to HIV transmission	Yes
Criminalization of sex work among consenting adults	...
Criminalization of same-sex sexual acts	Laws penalizing same-sex sexual acts have been decriminalized or never existed
Drug use or possession for personal use is an offence	...
Criminalization of transgender people	...
Laws or policies restricting the entry, stay and residence of people living with HIV	No
Parental consent for adolescents to access HIV testing	...
Spousal consent for married women to access sexual and reproductive health services	...
Mandatory HIV testing for marriage, work or residence permits or for certain groups	...

STIGMA AND DISCRIMINATION

Percentage of women and men aged 15–49 years who report discriminatory attitudes towards people living with HIV

Percentage of people living with HIV denied health services because of their HIV status in the last 12 months

Percentage of people living with HIV who reported a health-care professional told others about their HIV status without their consent

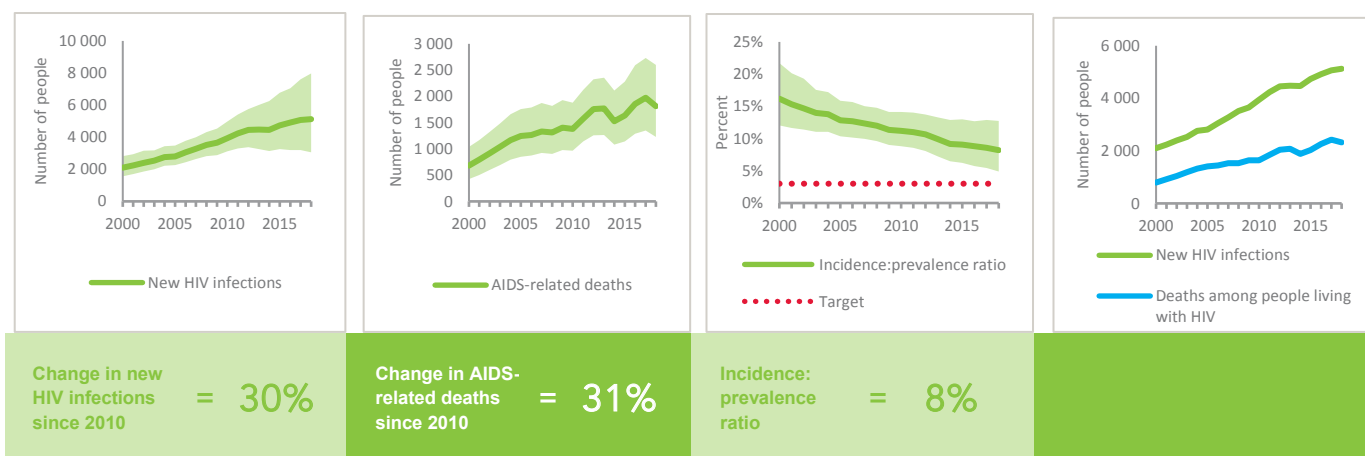
VIOLENCE

Proportion of ever-married or partnered women aged 15–49 years who experienced physical or sexual violence from a male intimate partner in the past 12 months

EXPENDITURES

	Financing sources					Total
	Domestic private	Domestic public	International: PEPFAR	International: Global Fund	International: all others	
Last available report: 2013	\$260 066	\$7 844 051	\$132 193	\$8 715 789

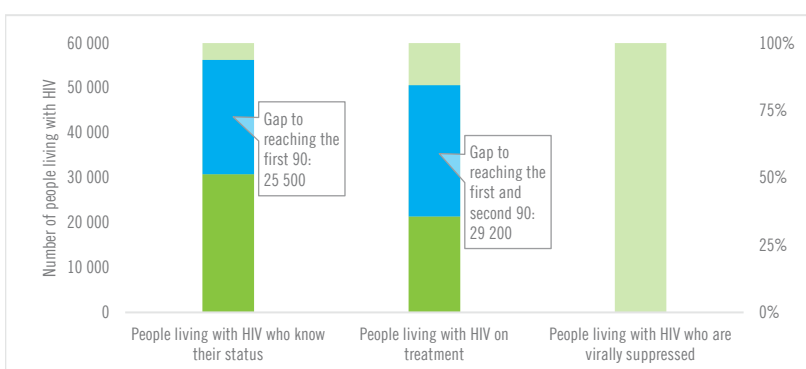
EPIDEMIC TRANSITION METRICS



KEY POPULATIONS

	Sex workers	Gay men and other men who have sex with men	People who inject drugs	Transgender people	Prisoners
Estimated size of population
HIV prevalence
Know their HIV status
Antiretroviral therapy coverage
Condom use
Coverage of HIV prevention programmes
Avoidance of health care because of stigma and discrimination
Expenditures (0)

HIV TESTING AND TREATMENT CASCADE



	49% [39–64%]	34% [27–44%] 21 400	...% [...–...%]
All ages			
Children (0–14)	14% [10–19%]	14% [10–19%] 770	...% [...–...%]
Women (15+)	64% [52–83%]	53% [43–68%] 15 800	...% [...–...%]
Men (15+)	40% [31–52%]	18% [14–23%] 4800	...% [...–...%]

ELIMINATION OF MOTHER-TO-CHILD TRANSMISSION

	2010	2018
Percentage of pregnant women living with HIV accessing antiretroviral medicines	16% [12–20%]	50% [35–68%]
Early infant diagnosis	...% [...–...%]	...% [...–...%]

HIV COMORBIDITIES

Estimated number of incident tuberculosis cases among people living with HIV (2017)	950 [790–1100]
People living with HIV who started TB preventive therapy (2017)	...
Cervical cancer screening of women living with HIV	...
People coinfecting with HIV and hepatitis B virus receiving combined treatment	...
People coinfecting with HIV and hepatitis C virus starting hepatitis C treatment	...

HIV PREVENTION

Adults aged 15+ years with unsuppressed viral load	...
Knowledge of HIV prevention among young people aged 15–24 years	...
— Women	...
— Men	...
Condom use at last sex with a non-marital, non-cohabiting partner	...
— Women	...
— Men	...
Women aged 15–49 years who have their demand for family planning satisfied by modern methods	...
Men aged 15–49 years who are circumcised	Not applicable
Voluntary medical male circumcisions performed according to national standards	Not applicable
People who received PrEP at least once during the reporting period	...
Harm reduction	...
— Use of sterile injecting equipment at last injection	...
— Needles and syringes distributed per person who injects	...
— Coverage of opioid substitution therapy	...
— Naloxone available (2019)	...
— Safe injection rooms available (2019)	...

EPIDEMIC ESTIMATES

	2010	2015	2018
New HIV infections			
New HIV infections (all ages)	2900 [2200–3900]	2500 [1700–3900]	2000 [1100–3900]
New HIV infections (0–14)	660 [<500–880]	<500 [<500–760]	<500 [<200–700]
New HIV infections (women, 15+)	1600 [1200–2100]	1400 [900–2200]	1100 [610–2200]
New HIV infections (men, 15+)	670 [<500–950]	610 [<500–960]	<500 [<500–1000]
HIV incidence per 1000 population	1.85 [1.42–2.51]	1.36 [0.9–2.13]	1.01 [0.57–1.98]
AIDS-related deaths			
AIDS-related deaths (all ages)	1600 [1100–2100]	1200 [820–1700]	1200 [790–1700]
AIDS-related deaths (0–14)	<500 [<500–660]	<500 [<500–550]	<500 [<200– <500]
AIDS-related deaths (women, 15+)	870 [580–1100]	530 [<500–790]	540 [<500–800]
AIDS-related deaths (men, 15+)	<500 [<200– <500]	<500 [<200– <500]	<500 [<500– <500]
People living with HIV			
People living with HIV (all ages)	43 000 [36 000–51 000]	51 000 [41 000–63 000]	53 000 [43 000–67 000]
People living with HIV (0–14)	3400 [2600–4400]	3400 [2500–4300]	3200 [2300–4400]
People living with HIV (women, 15+)	27 000 [23 000–32 000]	33 000 [27 000–40 000]	35 000 [28 000–44 000]
People living with HIV (men, 15+)	12 000 [10 000–15 000]	15 000 [12 000–18 000]	16 000 [12 000–19 000]
HIV prevalence (15–49)	4.1 [3.4–5]	4 [3.2–5]	3.8 [2.9–4.9]

LAWS AND POLICIES

Laws criminalizing the transmission of, non-disclosure of or exposure to HIV transmission	No, but prosecutions exist based on general criminal laws
Criminalization of sex work among consenting adults	...
Criminalization of same-sex sexual acts	Laws penalizing same-sex sexual acts have been decriminalized or never existed
Drug use or possession for personal use is an offence	...
Criminalization of transgender people	Neither criminalized nor prosecuted
Laws or policies restricting the entry, stay and residence of people living with HIV	No
Parental consent for adolescents to access HIV testing	Yes, for adolescents younger than 14 years
Spousal consent for married women to access sexual and reproductive health services	No
Mandatory HIV testing for marriage, work or residence permits or for certain groups	Yes

STIGMA AND DISCRIMINATION

Percentage of women and men aged 15–49 years who report discriminatory attitudes towards people living with HIV

Percentage of people living with HIV denied health services because of their HIV status in the last 12 months **2013**
13.7

Percentage of people living with HIV who reported a health-care professional told others about their HIV status without their consent

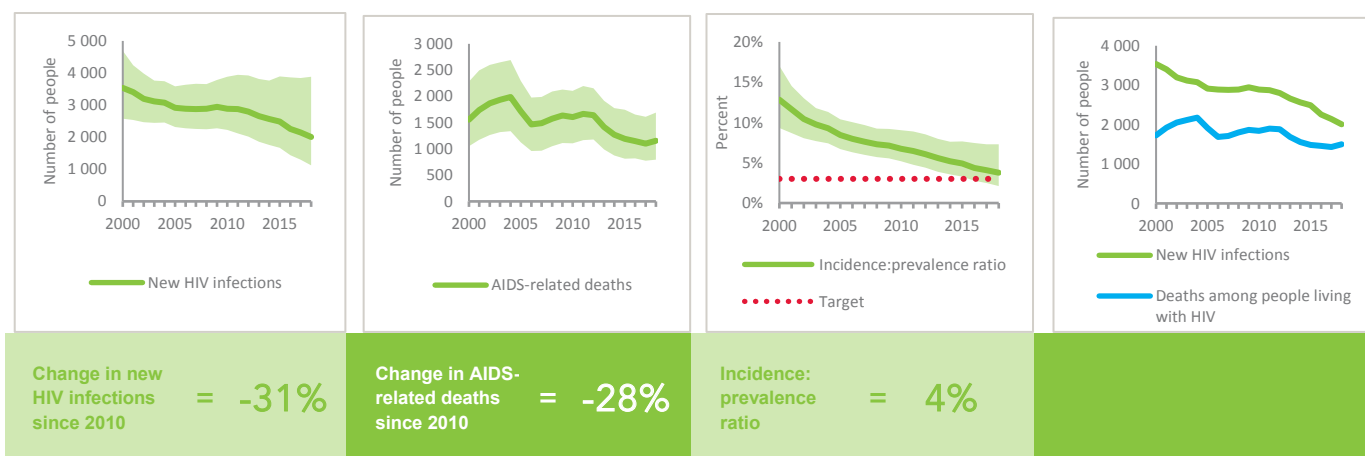
VIOLENCE

Proportion of ever-married or partnered women aged 15–49 years who experienced physical or sexual violence from a male intimate partner in the past 12 months

EXPENDITURES

	Financing sources					Total
	Domestic private	Domestic public	International: PEPFAR	International: Global Fund	International: all others	
Last available report: 2014	\$1 190 251	\$4 808 085	\$454 441	\$6 452 777

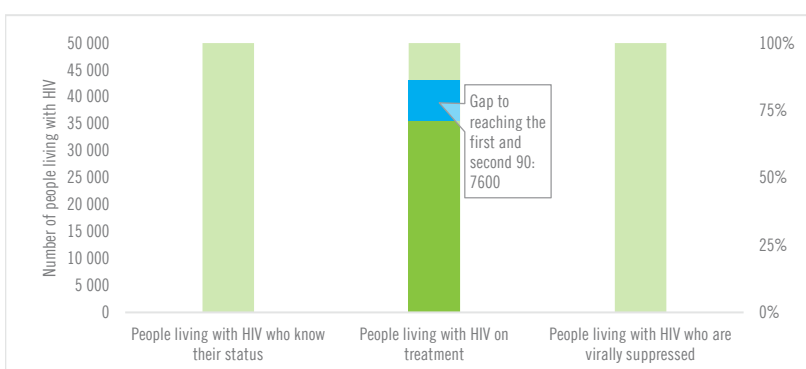
EPIDEMIC TRANSITION METRICS



KEY POPULATIONS

	Sex workers	Gay men and other men who have sex with men	People who inject drugs	Transgender people	Prisoners
Estimated size of population
HIV prevalence
Know their HIV status
Antiretroviral therapy coverage
Condom use
Coverage of HIV prevention programmes
Avoidance of health care because of stigma and discrimination
Expenditures (0)

HIV TESTING AND TREATMENT CASCADE



	...	67% [54–85%] 35 600	...
All ages	...% [...-...%]		...% [...-...%]
Children (0–14)	...% [...-...%]	57% [41–78%] 1900	...% [...-...%]
Women (15+)	...% [...-...%]	65% [52–82%] 22 400	...% [...-...%]
Men (15+)	...% [...-...%]	74% [59–92%] 11 400	...% [...-...%]

ELIMINATION OF MOTHER-TO-CHILD TRANSMISSION

	2010	2018
Percentage of pregnant women living with HIV accessing antiretroviral medicines	24% [18–30%]	72% [52– >95%]
Early infant diagnosis	4.8% [3.8–6.4%]	17.4% [12.9–24.0%]

HIV COMORBIDITIES

Estimated number of incident tuberculosis cases among people living with HIV (2017)	2200 [1400–3300]
People living with HIV who started TB preventive therapy (2017)	...
Cervical cancer screening of women living with HIV	...
People coinfectd with HIV and hepatitis B virus receiving combined treatment (2018)	4.4%
People coinfectd with HIV and hepatitis C virus starting hepatitis C treatment (2018)	100%

HIV PREVENTION

Adults aged 15+ years with unsuppressed viral load	...
Knowledge of HIV prevention among young people aged 15–24 years	...
— Women	...
— Men	...
Condom use at last sex with a non-marital, non-cohabiting partner	...
— Women	...
— Men	...
Women aged 15–49 years who have their demand for family planning satisfied by modern methods	...
Men aged 15–49 years who are circumcised	Not applicable
Voluntary medical male circumcisions performed according to national standards	Not applicable
People who received PrEP at least once during the reporting period	...
Harm reduction	...
— Use of sterile injecting equipment at last injection	...
— Needles and syringes distributed per person who injects	...
— Coverage of opioid substitution therapy	...
— Naloxone available (2019)	No
— Safe injection rooms available (2019)	No

EPIDEMIC ESTIMATES

	2010	2015	2018
New HIV infections			
New HIV infections (all ages)	1800 [1400–2500]	2000 [1500–2800]	2200 [1500–3200]
New HIV infections (0–14)	<500 [<200– <500]	<500 [<200– <500]	<500 [<200– <500]
New HIV infections (women, 15+)	930 [700–1200]	1000 [740–1500]	1100 [760–1600]
New HIV infections (men, 15+)	690 [510–930]	760 [550–1000]	820 [570–1200]
HIV incidence per 1000 population	1.13 [0.84–1.55]	1.08 [0.78–1.51]	1.06 [0.74–1.54]
AIDS-related deaths			
AIDS-related deaths (all ages)	970 [660–1400]	900 [610–1300]	980 [650–1400]
AIDS-related deaths (0–14)	<200 [<200– <500]	<200 [<200– <500]	<200 [<200– <500]
AIDS-related deaths (women, 15+)	<500 [<500–640]	<500 [<200–510]	<500 [<500–520]
AIDS-related deaths (men, 15+)	<500 [<500–500]	<500 [<500–580]	<500 [<500–670]
People living with HIV			
People living with HIV (all ages)	18 000 [15 000–23 000]	23 000 [19 000–29 000]	26 000 [21 000–33 000]
People living with HIV (0–14)	1600 [1200–2000]	1800 [1400–2300]	1900 [1400–2500]
People living with HIV (women, 15+)	9900 [7900–12 000]	13 000 [10 000–16 000]	15 000 [12 000–19 000]
People living with HIV (men, 15+)	7000 [5700–8900]	8500 [6900–11 000]	9300 [7600–12 000]
HIV prevalence (15–49)	1.9 [1.5–2.4]	1.9 [1.6–2.4]	1.9 [1.6–2.5]

LAWS AND POLICIES

Laws criminalizing the transmission of, non-disclosure of or exposure to HIV transmission	...
Criminalization of sex work among consenting adults	...
Criminalization of same-sex sexual acts	Yes, imprisonment (up to 14 years)
Drug use or possession for personal use is an offence	...
Criminalization of transgender people	...
Laws or policies restricting the entry, stay and residence of people living with HIV	No
Parental consent for adolescents to access HIV testing	Yes, for adolescents younger than 14 years
Spousal consent for married women to access sexual and reproductive health services	No
Mandatory HIV testing for marriage, work or residence permits or for certain groups	No

STIGMA AND DISCRIMINATION

Percentage of women and men aged 15–49 years who report discriminatory attitudes towards people living with HIV	2013 51
Percentage of people living with HIV denied health services because of their HIV status in the last 12 months	
Percentage of people living with HIV who reported a health-care professional told others about their HIV status without their consent	

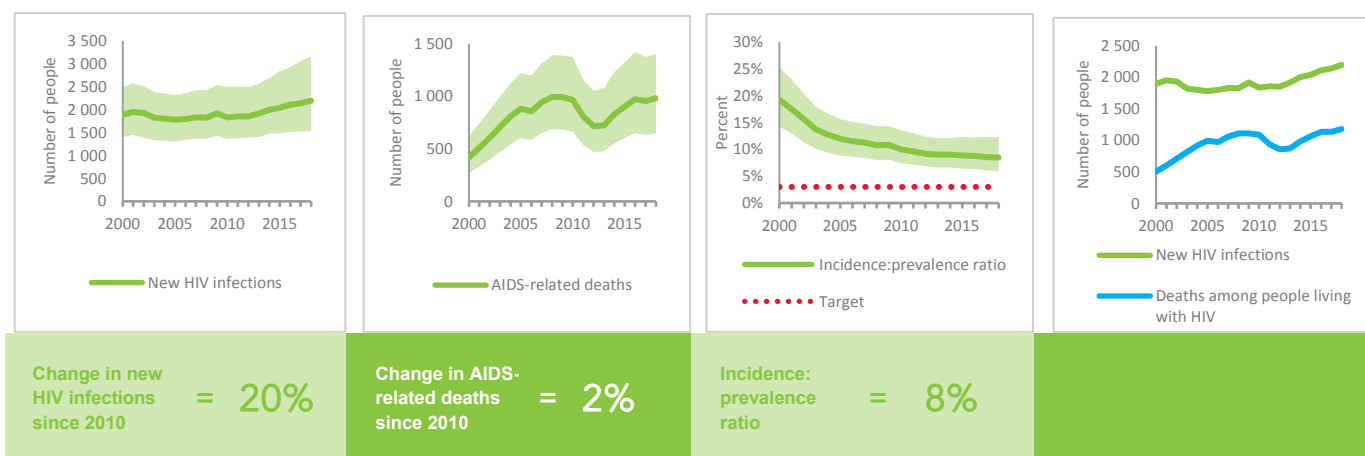
VIOLENCE

Proportion of ever-married or partnered women aged 15–49 years who experienced physical or sexual violence from a male intimate partner in the past 12 months	2013 7.3
---	--------------------

EXPENDITURES

	Financing sources					Total
	Domestic private	Domestic public	International: PEPFAR	International: Global Fund	International: all others	
Last available report: 2014	...	\$3 850 001	\$3 850 001

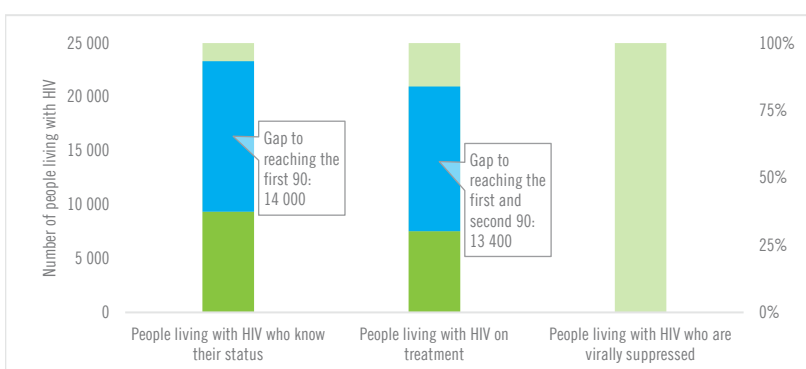
EPIDEMIC TRANSITION METRICS



KEY POPULATIONS

	Sex workers	Gay men and other men who have sex with men	People who inject drugs	Transgender people	Prisoners
Estimated size of population
HIV prevalence	11.0%	34.4%
Know their HIV status	100%	100%
Antiretroviral therapy coverage
Condom use
Coverage of HIV prevention programmes
Avoidance of health care because of stigma and discrimination
Expenditures (0)

HIV TESTING AND TREATMENT CASCADE



	2010	2018
All ages	36% [29–46%]	29% [24–38%] 7500
Children (0–14)	30% [23–39%]	30% [23–39%] 550
Women (15+)	46% [37–59%]	37% [30–48%] 5400
Men (15+)	22% [18–29%]	17% [14–22%] 1600

ELIMINATION OF MOTHER-TO-CHILD TRANSMISSION

	2010	2018
Percentage of pregnant women living with HIV accessing antiretroviral medicines	70% [54–92%]	68% [54–86%]
Early infant diagnosis	...% [...–...%]	28.2% [22.1–35.5%]

HIV COMORBIDITIES

Estimated number of incident tuberculosis cases among people living with HIV (2017)	700 [530–900]
People living with HIV who started TB preventive therapy (2017)	...
Cervical cancer screening of women living with HIV	...
People coinfecting with HIV and hepatitis B virus receiving combined treatment	...
People coinfecting with HIV and hepatitis C virus starting hepatitis C treatment	...

HIV PREVENTION

Adults aged 15+ years with unsuppressed viral load	...
Knowledge of HIV prevention among young people aged 15–24 years	...
— Women	...
— Men	...
Condom use at last sex with a non-marital, non-cohabiting partner	...
— Women	...
— Men	...
Women aged 15–49 years who have their demand for family planning satisfied by modern methods	...
Men aged 15–49 years who are circumcised	Not applicable
Voluntary medical male circumcisions performed according to national standards	Not applicable
People who received PrEP at least once during the reporting period	...
Harm reduction	
— Use of sterile injecting equipment at last injection	...
— Needles and syringes distributed per person who injects	...
— Coverage of opioid substitution therapy	...
— Naloxone available (2019)	...
— Safe injection rooms available (2019)	...

EPIDEMIC ESTIMATES

	2010	2015	2018
New HIV infections			
New HIV infections (all ages)	22 000 [18 000–26 000]	21 000 [17 000–27 000]	20 000 [15 000–26 000]
New HIV infections (0–14)	5000 [3700–6300]	4700 [3400–6200]	3300 [2200–5000]
New HIV infections (women, 15+)	11 000 [8900–13 000]	11 000 [8200–13 000]	11 000 [8100–14 000]
New HIV infections (men, 15+)	5900 [4700–7400]	5800 [4600–7700]	6000 [4400–8200]
HIV incidence per 1000 population	0.91 [0.74–1.09]	0.79 [0.63–1]	0.7 [0.53–0.91]
AIDS-related deaths			
AIDS-related deaths (all ages)	17 000 [14 000–19 000]	14 000 [11 000–17 000]	14 000 [11 000–18 000]
AIDS-related deaths (0–14)	3900 [3100–4800]	3200 [2400–4100]	2800 [1900–3900]
AIDS-related deaths (women, 15+)	8200 [6800–9600]	6100 [4700–7700]	5600 [4200–7100]
AIDS-related deaths (men, 15+)	4400 [3600–5400]	4400 [3400–5500]	5800 [4600–7200]
People living with HIV			
People living with HIV (all ages)	300 000 [250 000–340 000]	320 000 [270 000–370 000]	330 000 [280 000–390 000]
People living with HIV (0–14)	36 000 [29 000–41 000]	33 000 [26 000–39 000]	30 000 [23 000–37 000]
People living with HIV (women, 15+)	170 000 [140 000–200 000]	190 000 [160 000–220 000]	200 000 [170 000–240 000]
People living with HIV (men, 15+)	91 000 [76 000–110 000]	100 000 [85 000–120 000]	100 000 [86 000–120 000]
HIV prevalence (15–49)	1.9 [1.6–2.2]	1.8 [1.5–2.1]	1.7 [1.4–2]

LAWS AND POLICIES

Laws criminalizing the transmission of, non-disclosure of or exposure to HIV transmission	Yes
Criminalization of sex work among consenting adults	Any criminalization or punitive regulation of sex work
Criminalization of same-sex sexual acts	Yes, imprisonment (up to 14 years)
Drug use or possession for personal use is an offence	Possession of drugs for personal use or drug use and/or consumption are specified as criminal offences
Criminalization of transgender people	Neither criminalized nor prosecuted
Laws or policies restricting the entry, stay and residence of people living with HIV	No
Parental consent for adolescents to access HIV testing	Yes, for adolescents younger than 18 years
Spousal consent for married women to access sexual and reproductive health services	No
Mandatory HIV testing for marriage, work or residence permits or for certain groups	No

STIGMA AND DISCRIMINATION

Percentage of women and men aged 15–49 years who report discriminatory attitudes towards people living with HIV	2008	2014
	62.1	67.7
Percentage of people living with HIV denied health services because of their HIV status in the last 12 months		2014
		1.4
Percentage of people living with HIV who reported a health-care professional told others about their HIV status without their consent		2014
		7.9

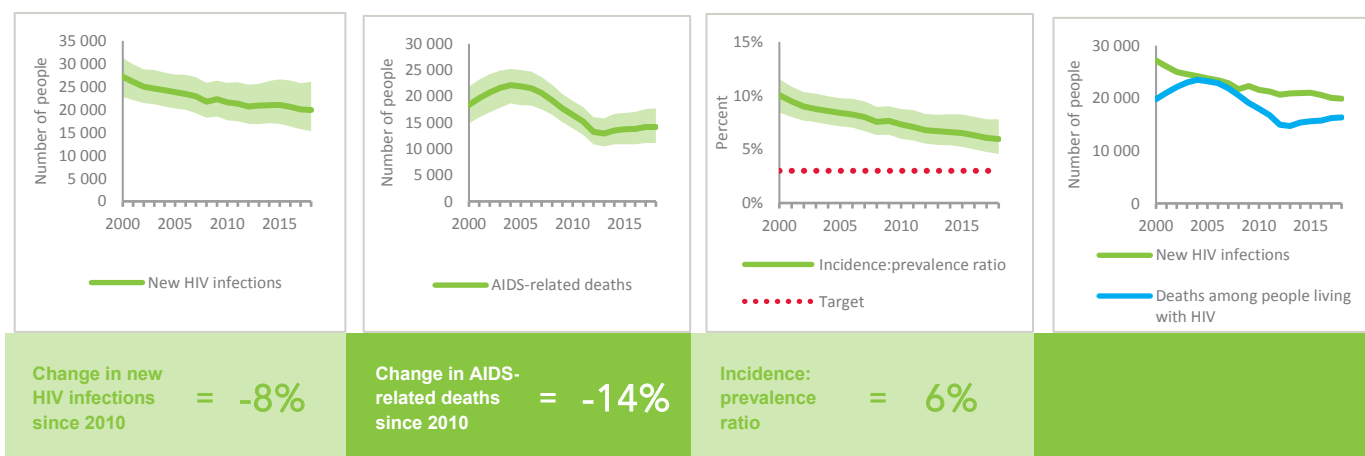
VIOLENCE

Proportion of ever-married or partnered women aged 15–49 years who experienced physical or sexual violence from a male intimate partner in the past 12 months

EXPENDITURES

	Financing sources					Total
	Domestic private	Domestic public	International: PEPFAR	International: Global Fund	International: all others	
Last available report: 2016	\$18 822 217	\$6 606 220	\$7 798 785	\$34 722 511	\$129 736	\$68 079 469

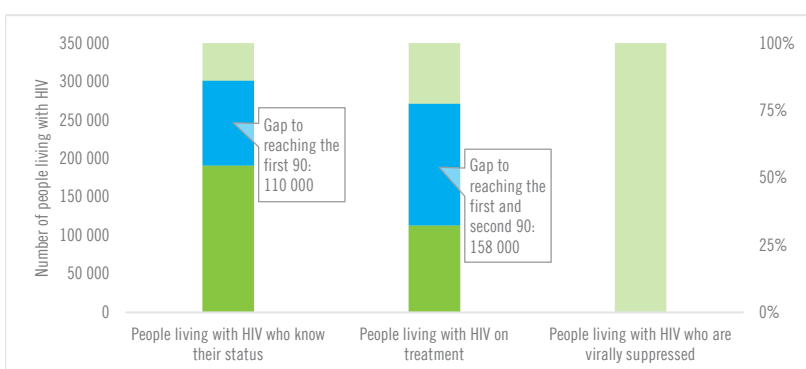
EPIDEMIC TRANSITION METRICS



KEY POPULATIONS

	Sex workers	Gay men and other men who have sex with men	People who inject drugs	Transgender people	Prisoners
Estimated size of population
HIV prevalence	6.9%	18.0%	0.4%
Know their HIV status
Antiretroviral therapy coverage	...	3.7%	100%
Condom use	89.9%
Coverage of HIV prevention programmes
Avoidance of health care because of stigma and discrimination
Expenditures (2016)	\$2 901 806	\$1 838 393	\$0

HIV TESTING AND TREATMENT CASCADE



	2010	2018
All ages	57% [48–66%]	34% [28–39%] 113 000
Children (0–14)	20% [15–25%]	20% [15–25%] 5900
Women (15+)	69% [59–81%]	40% [34–47%] 81 700
Men (15+)	43% [36–51%]	25% [21–30%] 25 600

ELIMINATION OF MOTHER-TO-CHILD TRANSMISSION

	2010	2018
Percentage of pregnant women living with HIV accessing antiretroviral medicines	33% [26–41%]	79% [58– >95%]
Early infant diagnosis	<1% [<1– <1%]	58.2% [45.6–78.5%]

HIV COMORBIDITIES

Estimated number of incident tuberculosis cases among people living with HIV (2017)	9500 [4500 –16 000]
People living with HIV who started TB preventive therapy (2017)	...
Cervical cancer screening of women living with HIV	...
People coinfecting with HIV and hepatitis B virus receiving combined treatment	...
People coinfecting with HIV and hepatitis C virus starting hepatitis C treatment	...

HIV PREVENTION

Adults aged 15+ years with unsuppressed viral load	...
Knowledge of HIV prevention among young people aged 15–24 years (2014)	
— Women	19.9%
— Men	27.2%
Condom use at last sex with a non-marital, non-cohabiting partner (2014)	
— Women	17.1%
— Men	39.1%
Women aged 15–49 years who have their demand for family planning satisfied by modern methods (2014)	41.2%
Men aged 15–49 years who are circumcised (2014)	Not applicable
Voluntary medical male circumcisions performed according to national standards	Not applicable
People who received PrEP at least once during the reporting period	...
Harm reduction	
— Use of sterile injecting equipment at last injection	...
— Needles and syringes distributed per person who injects	...
— Coverage of opioid substitution therapy	...
— Naloxone available (2019)	No
— Safe injection rooms available (2019)	No

EPIDEMIC ESTIMATES

	2010	2015	2018
New HIV infections			
New HIV infections (all ages)	8200 [6800–9600]	7400 [5800–9400]	6600 [4800–8900]
New HIV infections (0–14)	1900 [1400–2400]	1700 [1200–2200]	1300 [780–1800]
New HIV infections (women, 15+)	3600 [3000–4400]	3300 [2500–4300]	3100 [2200–4200]
New HIV infections (men, 15+)	2600 [2100–3300]	2400 [1800–3200]	2200 [1500–3100]
HIV incidence per 1000 population	0.78 [0.65–0.92]	0.63 [0.49–0.8]	0.52 [0.38–0.71]
AIDS-related deaths			
AIDS-related deaths (all ages)	4100 [3300–5000]	4100 [3200–5200]	4300 [3300–5400]
AIDS-related deaths (0–14)	1400 [1100–1700]	990 [670–1300]	950 [600–1300]
AIDS-related deaths (women, 15+)	1600 [1200–2100]	1400 [1000–1800]	1800 [1400–2300]
AIDS-related deaths (men, 15+)	1100 [850–1500]	1800 [1400–2300]	1500 [1200–1900]
People living with HIV			
People living with HIV (all ages)	100 000 [90 000–120 000]	120 000 [98 000–130 000]	120 000 [100 000–140 000]
People living with HIV (0–14)	12 000 [9300–14 000]	11 000 [8400–13 000]	10 000 [7900–13 000]
People living with HIV (women, 15+)	55 000 [47 000–63 000]	63 000 [53 000–74 000]	67 000 [57 000–79 000]
People living with HIV (men, 15+)	37 000 [31 000–43 000]	41 000 [35 000–48 000]	42 000 [35 000–50 000]
HIV prevalence (15–49)	1.6 [1.3–1.9]	1.5 [1.3–1.8]	1.4 [1.2–1.7]

LAWS AND POLICIES

Laws criminalizing the transmission of, non-disclosure of or exposure to HIV transmission	Yes
Criminalization of sex work among consenting adults	Issue is determined/differs at subnational level
Criminalization of same-sex sexual acts	Yes, imprisonment (up to 14 years)
Drug use or possession for personal use is an offence	Possession of drugs for personal use or drug use and/or consumption are specified as criminal offences
Criminalization of transgender people	Neither criminalized nor prosecuted
Laws or policies restricting the entry, stay and residence of people living with HIV	No
Parental consent for adolescents to access HIV testing	Yes, for adolescents younger than 16 years
Spousal consent for married women to access sexual and reproductive health services	No
Mandatory HIV testing for marriage, work or residence permits or for certain groups	No

STIGMA AND DISCRIMINATION

	2012	2016
Percentage of women and men aged 15–49 years who report discriminatory attitudes towards people living with HIV (2016 refers to women only)	80.1	80

Percentage of people living with HIV denied health services because of their HIV status in the last 12 months

Percentage of people living with HIV who reported a health-care professional told others about their HIV status without their consent

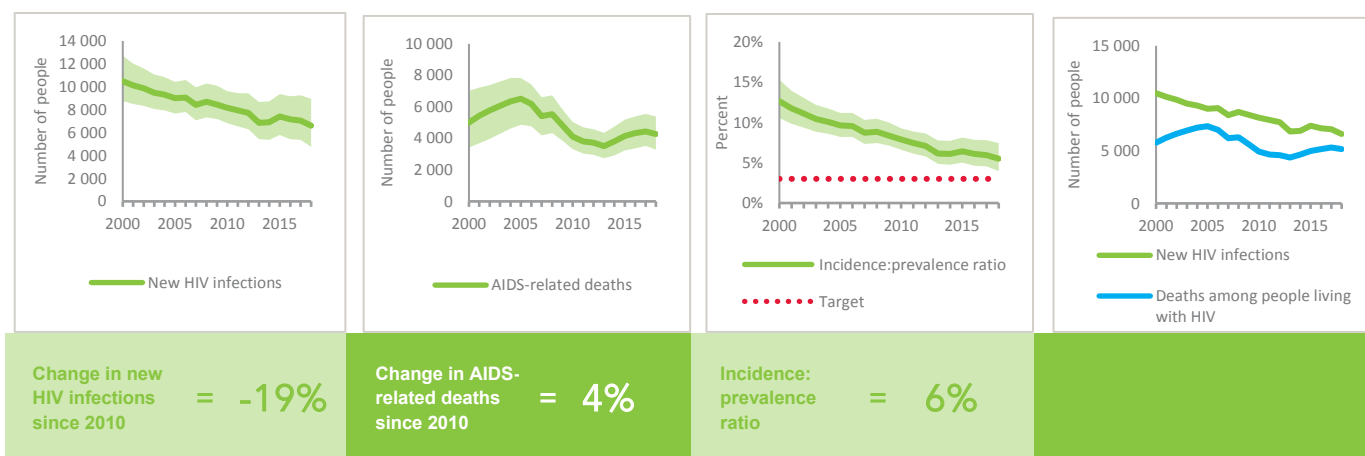
VIOLENCE

Proportion of ever-married or partnered women aged 15–49 years who experienced physical or sexual violence from a male intimate partner in the past 12 months

EXPENDITURES

	Financing sources					Total
	Domestic private	Domestic public	International: PEPFAR	International: Global Fund	International: all others	
Last available report: 2018	\$16	\$28 832	...	\$5 347 536	\$1093	\$5 377 478

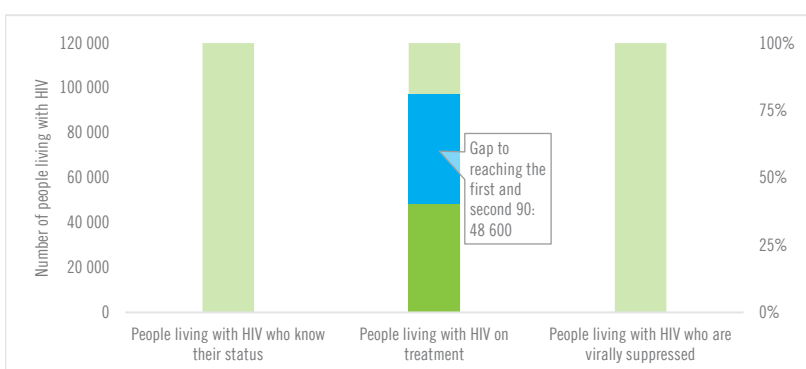
EPIDEMIC TRANSITION METRICS



KEY POPULATIONS

	Sex workers	Gay men and other men who have sex with men	People who inject drugs	Transgender people	Prisoners
Estimated size of population
HIV prevalence	10.7%	11.4%	2.3%
Know their HIV status	96.8%	93.0%	11.0%
Antiretroviral therapy coverage
Condom use	93.5%	65.5%	49.1%
Coverage of HIV prevention programmes	...	17.1%
Avoidance of health care because of stigma and discrimination	1.5%
Expenditures (2017)	\$0	\$0	\$0

HIV TESTING AND TREATMENT CASCADE



	2010	2018
Percentage of pregnant women living with HIV accessing antiretroviral medicines	19% [14–25%]	65% [48–84%]
Early infant diagnosis	5.3% [4.2–7.2%]	15.0% [11.7–20.4%]

ELIMINATION OF MOTHER-TO-CHILD TRANSMISSION

	2010	2018
Percentage of pregnant women living with HIV accessing antiretroviral medicines	19% [14–25%]	65% [48–84%]
Early infant diagnosis	5.3% [4.2–7.2%]	15.0% [11.7–20.4%]

HIV COMORBIDITIES

Estimated number of incident tuberculosis cases among people living with HIV (2017)	5600 [3600–8100]
People living with HIV who started TB preventive therapy (2017)	18.2%
Women who tested positive for HIV among those screened for cervical cancer (programme data) (2018)	55.9%
People coinfecting with HIV and hepatitis B virus receiving combined treatment	...
People coinfecting with HIV and hepatitis C virus starting hepatitis C treatment	...

HIV PREVENTION

Adults aged 15+ years with unsuppressed viral load	...
Knowledge of HIV prevention among young people aged 15–24 years (2016)	...
— Women	15.2%
— Men	...
Condom use at last sex with a non-marital, non-cohabiting partner	...
— Women	...
— Men	...
Women aged 15–49 years who have their demand for family planning satisfied by modern methods	...
Men aged 15–49 years who are circumcised	Not applicable
Voluntary medical male circumcisions performed according to national standards	Not applicable
People who received PrEP at least once during the reporting period	...
Harm reduction	...
— Use of sterile injecting equipment at last injection	...
— Needles and syringes distributed per person who injects	...
— Coverage of opioid substitution therapy	...
— Naloxone available (2019)	No
— Safe injection rooms available (2019)	No

EPIDEMIC ESTIMATES

	2010	2015	2018
New HIV infections			
New HIV infections (all ages)	3400 [2900–3900]	2900 [2400–3400]	2600 [2100–3100]
New HIV infections (0–14)	960 [810–1100]	780 [610–970]	730 [540–890]
New HIV infections (women, 15+)	1400 [1200–1700]	1200 [990–1400]	1100 [860–1300]
New HIV infections (men, 15+)	1000 [850–1200]	880 [710–1100]	780 [610–990]
HIV incidence per 1000 population	2.31 [1.98–2.64]	1.72 [1.41–2.01]	1.43 [1.13–1.72]
AIDS-related deaths			
AIDS-related deaths (all ages)	1900 [1500–2200]	1900 [1500–2200]	1800 [1400–2100]
AIDS-related deaths (0–14)	610 [530–710]	<500 [<500–540]	<500 [<500–550]
AIDS-related deaths (women, 15+)	740 [570–910]	630 [<500–780]	590 [<500–710]
AIDS-related deaths (men, 15+)	540 [<500–710]	800 [640–1000]	720 [590–860]
People living with HIV			
People living with HIV (all ages)	38 000 [34 000–42 000]	43 000 [38 000–48 000]	44 000 [39 000–49 000]
People living with HIV (0–14)	5600 [4900–6400]	5900 [5000–6700]	5700 [4700–6600]
People living with HIV (women, 15+)	19 000 [17 000–21 000]	22 000 [19 000–24 000]	24 000 [21 000–26 000]
People living with HIV (men, 15+)	13 000 [12 000–15 000]	15 000 [13 000–16 000]	15 000 [13 000–17 000]
HIV prevalence (15–49)	3.8 [3.4–4.3]	3.7 [3.2–4.2]	3.5 [3–4]

LAWS AND POLICIES

Laws criminalizing the transmission of, non-disclosure of or exposure to HIV transmission	Yes
Criminalization of sex work among consenting adults	Any criminalization or punitive regulation of sex work
Criminalization of same-sex sexual acts	No specific legislation
Drug use or possession for personal use is an offence	Possession of drugs for personal use or drug use and/or consumption are specified as criminal offences
Criminalization of transgender people	Neither criminalized nor prosecuted
Laws or policies restricting the entry, stay and residence of people living with HIV	No
Parental consent for adolescents to access HIV testing	...
Spousal consent for married women to access sexual and reproductive health services	...
Mandatory HIV testing for marriage, work or residence permits or for certain groups	No

STIGMA AND DISCRIMINATION

Percentage of women and men aged 15–49 years who report discriminatory attitudes towards people living with HIV (2006 refers to women only)	2006	2014
	48	63

Percentage of people living with HIV denied health services because of their HIV status in the last 12 months

Percentage of people living with HIV who reported a health-care professional told others about their HIV status without their consent

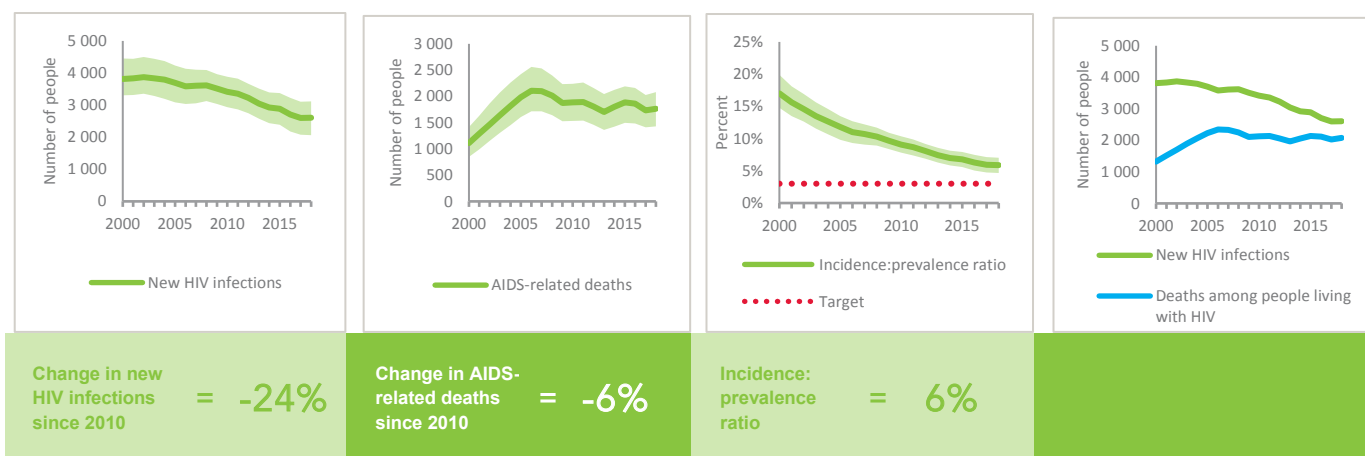
VIOLENCE

Proportion of ever-married or partnered women aged 15–49 years who experienced physical or sexual violence from a male intimate partner in the past 12 months

EXPENDITURES

	Financing sources					Total
	Domestic private	Domestic public	International: PEPFAR	International: Global Fund	International: all others	
Last available report: 2010	...	\$611 774	\$3 959 113	\$5 258 837

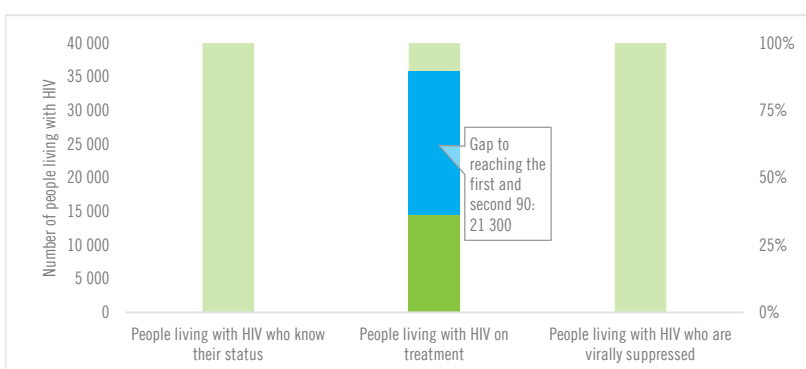
EPIDEMIC TRANSITION METRICS



KEY POPULATIONS

	Sex workers	Gay men and other men who have sex with men	People who inject drugs	Transgender people	Prisoners
Estimated size of population
HIV prevalence	18.0%	3.0%
Know their HIV status
Antiretroviral therapy coverage
Condom use	22.5%	12.2%
Coverage of HIV prevention programmes
Avoidance of health care because of stigma and discrimination
Expenditures (0)

HIV TESTING AND TREATMENT CASCADE



	...	33% [29–37%] 14 600	...
All ages	...% [...–...%]		...% [...–...%]
Children (0–14)	...% [...–...%]	6% [5–7%] 350	...% [...–...%]
Women (15+)	...% [...–...%]	49% [43–55%] 11 700	...% [...–...%]
Men (15+)	...% [...–...%]	17% [15–19%] 2500	...% [...–...%]

ELIMINATION OF MOTHER-TO-CHILD TRANSMISSION

	2010	2018
Percentage of pregnant women living with HIV accessing antiretroviral medicines	16% [13–18%]	48% [38–58%]
Early infant diagnosis	<1% [<1– <1%]	26.7% [22.0–33.8%]

HIV COMORBIDITIES

Estimated number of incident tuberculosis cases among people living with HIV (2017)	2200 [1400–3200]
People living with HIV who started TB preventive therapy (2017)	...
Cervical cancer screening of women living with HIV	...
People coinfecting with HIV and hepatitis B virus receiving combined treatment	...
People coinfecting with HIV and hepatitis C virus starting hepatitis C treatment	...

HIV PREVENTION

Adults aged 15+ years with unsuppressed viral load	...
Knowledge of HIV prevention among young people aged 15–24 years (2014)	
— Women	22.5%
— Men	21.7%
Condom use at last sex with a non-marital, non-cohabiting partner	
— Women	...
— Men	...
Women aged 15–49 years who have their demand for family planning satisfied by modern methods	...
Men aged 15–49 years who are circumcised	Not applicable
Voluntary medical male circumcisions performed according to national standards	Not applicable
People who received PrEP at least once during the reporting period	...
Harm reduction	
— Use of sterile injecting equipment at last injection	...
— Needles and syringes distributed per person who injects	...
— Coverage of opioid substitution therapy	...
— Naloxone available (2019)	No
— Safe injection rooms available (2019)	No

EPIDEMIC ESTIMATES

	2010	2015	2018
New HIV infections			
New HIV infections (all ages)	2700 [2600–2800]	2300 [2200–2400]	1900 [1800–2000]
New HIV infections (0–14)	720 [540–870]	<500 [<500–600]	<500 [<500– <500]
New HIV infections (women, 15+)	1200 [1100–1200]	1000 [990–1100]	920 [860–980]
New HIV infections (men, 15+)	810 [740–890]	730 [680–810]	650 [590–710]
HIV incidence per 1000 population	0.71 [0.68–0.75]	0.52 [0.5–0.54]	0.39 [0.38–0.41]
AIDS-related deaths			
AIDS-related deaths (all ages)	2700 [2600–2900]	2300 [2100–2500]	1800 [1700–1900]
AIDS-related deaths (0–14)	590 [<500–680]	<500 [<500–510]	<500 [<500– <500]
AIDS-related deaths (women, 15+)	1200 [1200–1300]	980 [900–1100]	590 [510–670]
AIDS-related deaths (men, 15+)	890 [820–980]	940 [870–1000]	920 [870–980]
People living with HIV			
People living with HIV (all ages)	41 000 [37 000–46 000]	40 000 [37 000–45 000]	39 000 [36 000–44 000]
People living with HIV (0–14)	5500 [4500–6100]	4600 [3700–5300]	3700 [3000–4400]
People living with HIV (women, 15+)	21 000 [19 000–24 000]	21 000 [20 000–24 000]	22 000 [20 000–24 000]
People living with HIV (men, 15+)	14 000 [13 000–16 000]	14 000 [13 000–16 000]	14 000 [12 000–15 000]
HIV prevalence (15–49)	1.7 [1.5–2]	1.4 [1.3–1.6]	1.3 [1.1–1.4]

LAWS AND POLICIES

Laws criminalizing the transmission of, non-disclosure of or exposure to HIV transmission	Yes
Criminalization of sex work among consenting adults	Any criminalization or punitive regulation of sex work
Criminalization of same-sex sexual acts	Yes, imprisonment (up to 14 years)
Drug use or possession for personal use is an offence	Possession of drugs for personal use or drug use and/or consumption are specified as criminal offences
Criminalization of transgender people	...
Laws or policies restricting the entry, stay and residence of people living with HIV	No
Parental consent for adolescents to access HIV testing	Yes, for adolescents younger than 14 years
Spousal consent for married women to access sexual and reproductive health services	No
Mandatory HIV testing for marriage, work or residence permits or for certain groups	No

STIGMA AND DISCRIMINATION

Percentage of women and men aged 15–49 years who report discriminatory attitudes towards people living with HIV	2007	2013
	51.5	52.7
Percentage of people living with HIV denied health services because of their HIV status in the last 12 months		2013
		2.5
Percentage of people living with HIV who reported a health-care professional told others about their HIV status without their consent		2013
		15.7

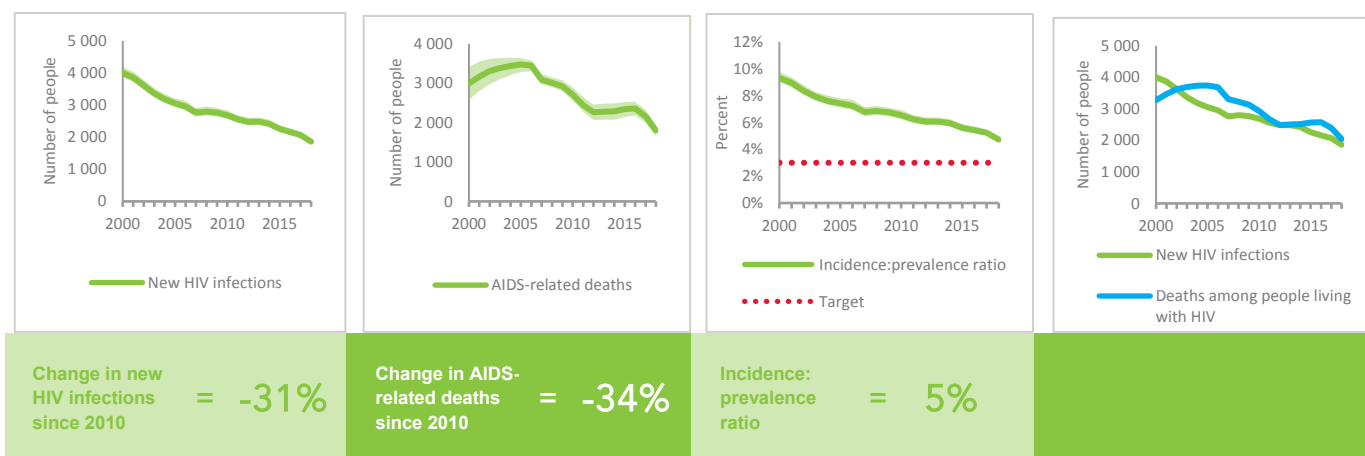
VIOLENCE

Proportion of ever-married or partnered women aged 15–49 years who experienced physical or sexual violence from a male intimate partner in the past 12 months

EXPENDITURES

	Financing sources					Total
	Domestic private	Domestic public	International: PEPFAR	International: Global Fund	International: all others	
Last available report: 2015	\$8130	\$10 272 345	...	\$10 280 475

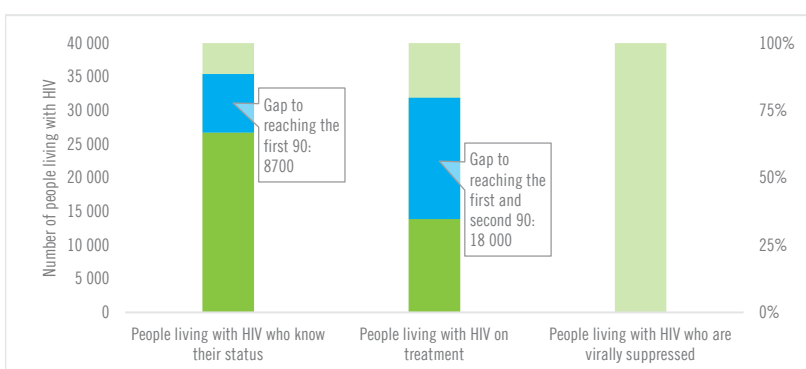
EPIDEMIC TRANSITION METRICS



KEY POPULATIONS

	Sex workers	Gay men and other men who have sex with men	People who inject drugs	Transgender people	Prisoners
Estimated size of population
HIV prevalence
Know their HIV status
Antiretroviral therapy coverage
Condom use	83.4%	...	57.0%	80.0%	...
Coverage of HIV prevention programmes
Avoidance of health care because of stigma and discrimination
Expenditures (0)

HIV TESTING AND TREATMENT CASCADE



	68% [62–76%]	35% [32–39%] 13 900	...% [...–...%]
All ages			
Children (0–14)	18% [14–21%]	18% [14–21%] 680	...% [...–...%]
Women (15+)	85% [78–94%]	45% [41–49%] 9800	...% [...–...%]
Men (15+)	54% [49–61%]	25% [22–28%] 3400	...% [...–...%]

ELIMINATION OF MOTHER-TO-CHILD TRANSMISSION

	2010	2018
Percentage of pregnant women living with HIV accessing antiretroviral medicines	23% [18–28%]	93% [70– >95%]
Early infant diagnosis	4.6% [3.8–6.0%]	14.7% [12.5–19.4%]

HIV COMORBIDITIES

Estimated number of incident tuberculosis cases among people living with HIV (2017)	2200 [1400–3200]
People living with HIV who started TB preventive therapy (2017)	...
Cervical cancer screening of women living with HIV	...
People coinfecting with HIV and hepatitis B virus receiving combined treatment	...
People coinfecting with HIV and hepatitis C virus starting hepatitis C treatment	...

HIV PREVENTION

Adults aged 15+ years with unsuppressed viral load	...
Knowledge of HIV prevention among young people aged 15–24 years	...
— Women	...
— Men	...
Condom use at last sex with a non-marital, non-cohabiting partner	...
— Women	...
— Men	...
Women aged 15–49 years who have their demand for family planning satisfied by modern methods	...
Men aged 15–49 years who are circumcised	Not applicable
Voluntary medical male circumcisions performed according to national standards	Not applicable
People who received PrEP at least once during the reporting period	...
Harm reduction	...
— Use of sterile injecting equipment at last injection	...
— Needles and syringes distributed per person who injects	...
— Coverage of opioid substitution therapy	...
— Naloxone available (2019)	No
— Safe injection rooms available (2019)	No

EPIDEMIC ESTIMATES

	2010	2015	2018
New HIV infections			
New HIV infections (all ages)	9400 [7300–12 000]	12 000 [9100–16 000]	14 000 [11 000–20 000]
New HIV infections (0–14)	2900 [2200–3800]	3100 [2300–4200]	3500 [2800–4900]
New HIV infections (women, 15+)	4100 [3000–5300]	5300 [4100–7400]	6700 [5000–9500]
New HIV infections (men, 15+)	2400 [1800–3200]	3200 [2500–4300]	4000 [2900–5700]
HIV incidence per 1000 population	0.65 [0.5–0.84]	0.69 [0.54–0.96]	0.78 [0.6–1.12]
AIDS-related deaths			
AIDS-related deaths (all ages)	5300 [4100–6700]	6500 [4800–8400]	6500 [5000–8700]
AIDS-related deaths (0–14)	2000 [1600–2500]	2100 [1600–2700]	2200 [1700–3000]
AIDS-related deaths (women, 15+)	2000 [1600–2600]	2300 [1600–3000]	2400 [1700–3300]
AIDS-related deaths (men, 15+)	1200 [940–1700]	2100 [1600–2700]	1900 [1500–2500]
People living with HIV			
People living with HIV (all ages)	120 000 [94 000–140 000]	140 000 [110 000–170 000]	150 000 [120 000–190 000]
People living with HIV (0–14)	18 000 [15 000–22 000]	18 000 [15 000–23 000]	19 000 [15 000–24 000]
People living with HIV (women, 15+)	63 000 [50 000–75 000]	75 000 [59 000–92 000]	85 000 [68 000–110 000]
People living with HIV (men, 15+)	38 000 [30 000–45 000]	43 000 [33 000–51 000]	48 000 [38 000–59 000]
HIV prevalence (15–49)	1.4 [1.1–1.6]	1.3 [1.1–1.6]	1.4 [1.1–1.7]

LAWS AND POLICIES

Laws criminalizing the transmission of, non-disclosure of or exposure to HIV transmission	Yes
Criminalization of sex work among consenting adults	Sex work is not subject to punitive regulations or is not criminalized
Criminalization of same-sex sexual acts	Laws penalizing same-sex sexual acts have been decriminalized or never existed
Drug use or possession for personal use is an offence	Possession of drugs for personal use or drug use and/or consumption are specified as criminal offences
Criminalization of transgender people	Neither criminalized nor prosecuted
Laws or policies restricting the entry, stay and residence of people living with HIV	No
Parental consent for adolescents to access HIV testing	Yes, for adolescents younger than 18 years
Spousal consent for married women to access sexual and reproductive health services	No
Mandatory HIV testing for marriage, work or residence permits or for certain groups	No

STIGMA AND DISCRIMINATION

Percentage of women and men aged 15–49 years who report discriminatory attitudes towards people living with HIV	2013	2015
	45.8	55.9

Percentage of people living with HIV denied health services because of their HIV status in the last 12 months

Percentage of people living with HIV who reported a health-care professional told others about their HIV status without their consent

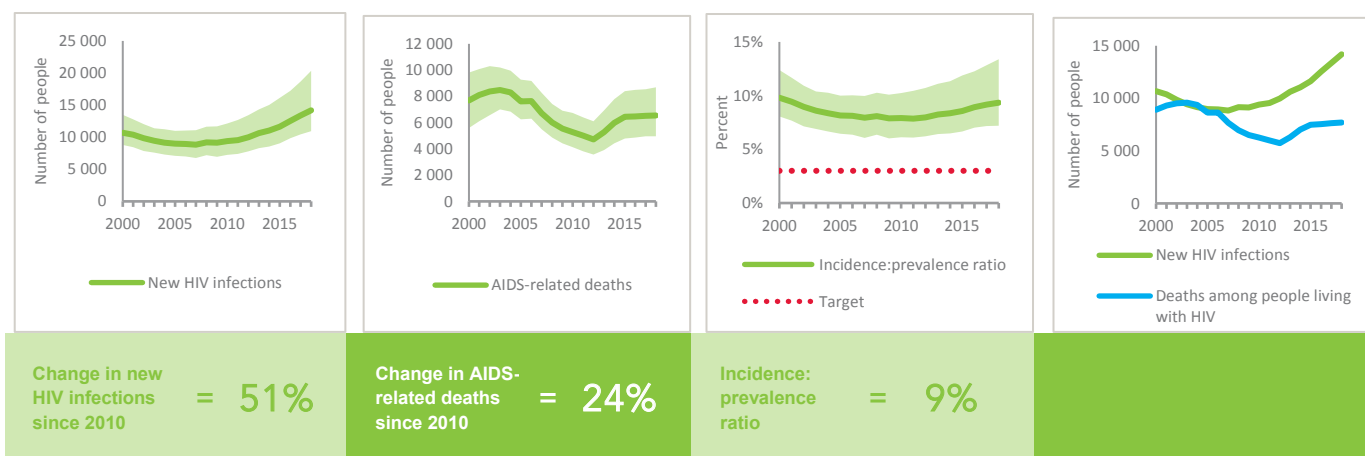
VIOLENCE

Proportion of ever-married or partnered women aged 15–49 years who experienced physical or sexual violence from a male intimate partner in the past 12 months	2006	2013
	21.5	26.9

EXPENDITURES

	Financing sources					Total
	Domestic private	Domestic public	International: PEPFAR	International: Global Fund	International: all others	
Last available report: 2012	\$207 918	\$6 136 480	\$388 726	\$9 560 778	\$3 322 622	\$21 794 990

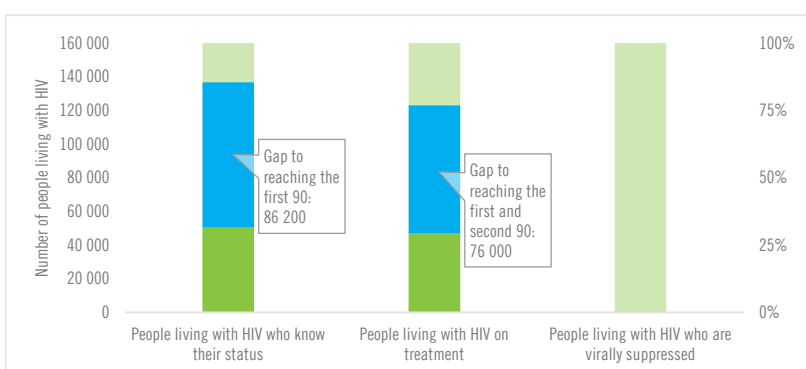
EPIDEMIC TRANSITION METRICS



KEY POPULATIONS

	Sex workers	Gay men and other men who have sex with men	People who inject drugs	Transgender people	Prisoners
Estimated size of population
HIV prevalence	...	13.7%	1.4%
Know their HIV status
Antiretroviral therapy coverage
Condom use	...	76.9%
Coverage of HIV prevention programmes
Avoidance of health care because of stigma and discrimination
Expenditures (0)

HIV TESTING AND TREATMENT CASCADE



	33% [26–41%]	31% [25–39%] 47 100	...% [...–...%]
All ages			
Children (0–14)	18% [14–23%]	18% [14–23%] 3400	...% [...–...%]
Women (15+)	37% [29–46%]	35% [28–44%] 30 100	...% [...–...%]
Men (15+)	33% [27–41%]	29% [23–36%] 13 600	...% [...–...%]

ELIMINATION OF MOTHER-TO-CHILD TRANSMISSION

	2010	2018
Percentage of pregnant women living with HIV accessing antiretroviral medicines	28% [22–34%]	24% [19–31%]
Early infant diagnosis	6.1% [5.0–7.7%]	13.8% [10.7–16.9%]

HIV COMORBIDITIES

Estimated number of incident tuberculosis cases among people living with HIV (2017)	1200 [740–1700]
People living with HIV who started TB preventive therapy (2017)	37%
Cervical cancer screening of women living with HIV	...
People coinfectd with HIV and hepatitis B virus receiving combined treatment	...
People coinfectd with HIV and hepatitis C virus starting hepatitis C treatment	...

HIV PREVENTION

Adults aged 15+ years with unsuppressed viral load	...
Knowledge of HIV prevention among young people aged 15–24 years (2015)	
— Women	20.4%
— Men	28.7%
Condom use at last sex with a non-marital, non-cohabiting partner	
— Women	...
— Men	...
Women aged 15–49 years who have their demand for family planning satisfied by modern methods	...
Men aged 15–49 years who are circumcised	Not applicable
Voluntary medical male circumcisions performed according to national standards	Not applicable
People who received PrEP at least once during the reporting period	...
Harm reduction	
— Use of sterile injecting equipment at last injection	...
— Needles and syringes distributed per person who injects (2017)	2
— Coverage of opioid substitution therapy	...
— Naloxone available (2019)	No
— Safe injection rooms available (2019)	No

EPIDEMIC ESTIMATES

	2010	2015	2018
New HIV infections			
New HIV infections (all ages)	<500 [<200– <500]	<200 [<100– <500]	<200 [<100– <500]
New HIV infections (0–14)	<100 [<100– <100]	<100 [<100– <100]	<100 [<100– <100]
New HIV infections (women, 15+)	<100 [<100– <100]	<100 [<100– <100]	<100 [<100– <100]
New HIV infections (men, 15+)	<200 [<100– <500]	<100 [<100– <200]	<100 [<100– <200]
HIV incidence per 1000 population	0.08 [0.05–0.12]	0.04 [0.02–0.07]	0.03 [0.02–0.07]
AIDS-related deaths			
AIDS-related deaths (all ages)	<500 [<500– <500]	<500 [<500– <500]	<500 [<200– <500]
AIDS-related deaths (0–14)	<100 [<100– <100]	<100 [<100– <100]	<100 [<100– <100]
AIDS-related deaths (women, 15+)	<100 [<100– <100]	<100 [<100– <100]	<100 [<100– <100]
AIDS-related deaths (men, 15+)	<500 [<200– <500]	<500 [<200– <500]	<200 [<200– <500]
People living with HIV			
People living with HIV (all ages)	7100 [5900–8400]	6100 [5000–7600]	5600 [4500–7200]
People living with HIV (0–14)	<500 [<500– <500]	<500 [<500– <500]	<500 [<500– <500]
People living with HIV (women, 15+)	2200 [1900–2500]	2100 [1800–2500]	2000 [1700–2500]
People living with HIV (men, 15+)	4500 [3700–5500]	3700 [2900–4700]	3200 [2600–4300]
HIV prevalence (15–49)	0.4 [0.3–0.4]	0.3 [0.2–0.3]	0.2 [0.2–0.3]

LAWS AND POLICIES

Laws criminalizing the transmission of, non-disclosure of or exposure to HIV transmission	Yes
Criminalization of sex work among consenting adults	Any criminalization or punitive regulation of sex work
Criminalization of same-sex sexual acts	Yes, death penalty
Drug use or possession for personal use is an offence	Possession of drugs for personal use or drug use and/or consumption are specified as criminal offences
Criminalization of transgender people	Neither criminalized nor prosecuted
Laws or policies restricting the entry, stay and residence of people living with HIV	No
Parental consent for adolescents to access HIV testing	Yes, for adolescents younger than 18 years
Spousal consent for married women to access sexual and reproductive health services	Yes
Mandatory HIV testing for marriage, work or residence permits or for certain groups	No

STIGMA AND DISCRIMINATION

	2011	2015
Percentage of women and men aged 15–49 years who report discriminatory attitudes towards people living with HIV (2011 refers to women only)	70.5	76

Percentage of people living with HIV denied health services because of their HIV status in the last 12 months

Percentage of people living with HIV who reported a health-care professional told others about their HIV status without their consent

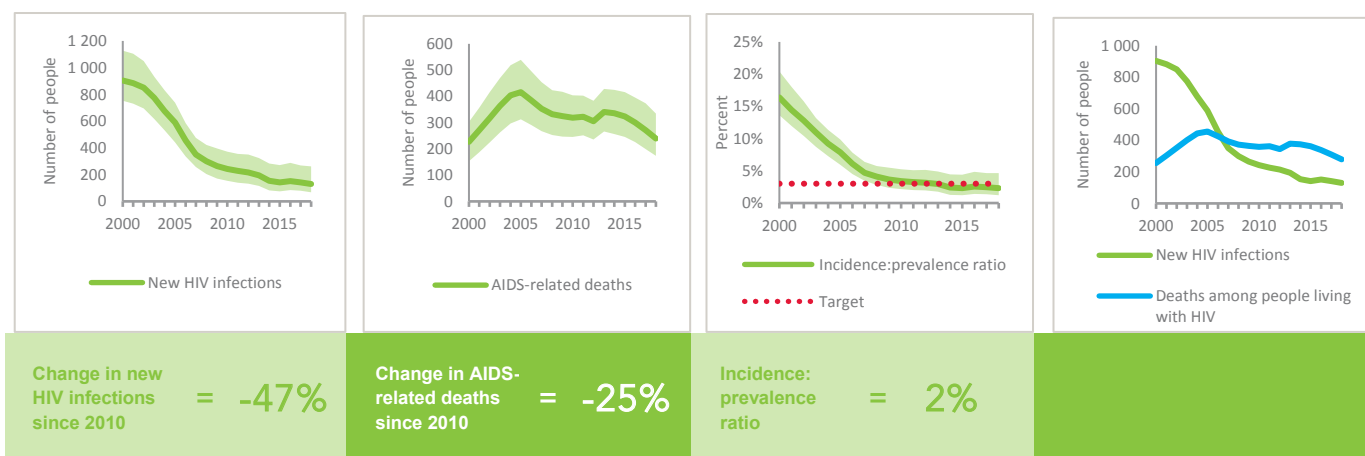
VIOLENCE

Proportion of ever-married or partnered women aged 15–49 years who experienced physical or sexual violence from a male intimate partner in the past 12 months

EXPENDITURES

	Financing sources					Total
	Domestic private	Domestic public	International: PEPFAR	International: Global Fund	International: all others	
Last available report: 2018	\$186 196	\$1 154 286	...	\$2 247 167	...	\$3 587 649

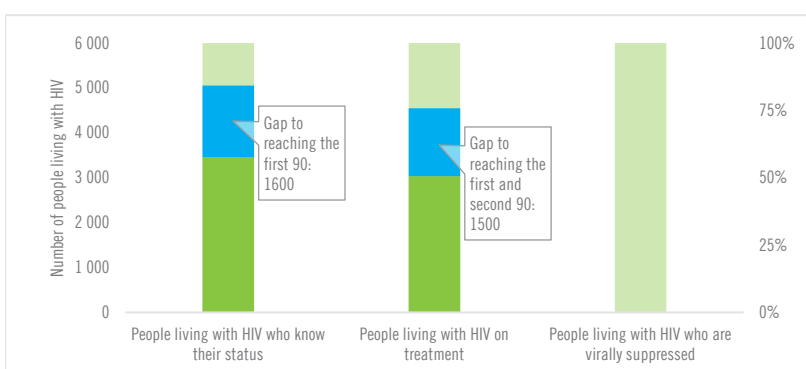
EPIDEMIC TRANSITION METRICS



KEY POPULATIONS

	Sex workers	Gay men and other men who have sex with men	People who inject drugs	Transgender people	Prisoners
Estimated size of population
HIV prevalence	4.0%	2.9%
Know their HIV status
Antiretroviral therapy coverage
Condom use
Coverage of HIV prevention programmes
Avoidance of health care because of stigma and discrimination
Expenditures (0)

HIV TESTING AND TREATMENT CASCADE



	62% [50–79%]	54% [44–69%] 3000	...% [...–...%]
All ages			
Children (0–14)	54% [46–66%]	54% [46–66%] 180	...% [...–...%]
Women (15+)	77% [64–95%]	75% [63–93%] 1500	...% [...–...%]
Men (15+)	53% [42–70%]	41% [32–54%] 1300	...% [...–...%]

ELIMINATION OF MOTHER-TO-CHILD TRANSMISSION

	2010	2018
Percentage of pregnant women living with HIV accessing antiretroviral medicines	16% [14–19%]	38% [31–47%]
Early infant diagnosis	...% [...–...%]	...% [...–...%]

HIV COMORBIDITIES

Estimated number of incident tuberculosis cases among people living with HIV (2017)	160 [68–300]
People living with HIV who started TB preventive therapy (2017)	...
Cervical cancer screening of women living with HIV	...
People coinfecting with HIV and hepatitis B virus receiving combined treatment	...
People coinfecting with HIV and hepatitis C virus starting hepatitis C treatment	...

HIV PREVENTION

Adults aged 15+ years with unsuppressed viral load	...
Knowledge of HIV prevention among young people aged 15–24 years (2015)	
— Women	8.3%
— Men	8.9%
Condom use at last sex with a non-marital, non-cohabiting partner	
— Women	...
— Men	...
Women aged 15–49 years who have their demand for family planning satisfied by modern methods	...
Men aged 15–49 years who are circumcised	Not applicable
Voluntary medical male circumcisions performed according to national standards	Not applicable
People who received PrEP at least once during the reporting period	...
Harm reduction	
— Use of sterile injecting equipment at last injection	...
— Needles and syringes distributed per person who injects	...
— Coverage of opioid substitution therapy	...
— Naloxone available (2019)	No
— Safe injection rooms available (2019)	No

EPIDEMIC ESTIMATES

	2010	2015	2018
New HIV infections			
New HIV infections (all ages)	1500 [1100–2200]	1700 [1200–2400]	1700 [1200–2500]
New HIV infections (0–14)	<500 [<200– <500]	<500 [<500– <500]	<500 [<500–550]
New HIV infections (women, 15+)	620 [<500–920]	640 [<500–990]	640 [<500–990]
New HIV infections (men, 15+)	680 [<500–980]	680 [<500–1000]	670 [<500–1000]
HIV incidence per 1000 population	0.1 [0.07–0.14]	0.09 [0.06–0.13]	0.08 [0.06–0.12]
AIDS-related deaths			
AIDS-related deaths (all ages)	1700 [1300–2100]	1500 [1200–2000]	1200 [970–1700]
AIDS-related deaths (0–14)	<500 [<500– <500]	<500 [<200– <500]	<500 [<200– <500]
AIDS-related deaths (women, 15+)	<500 [<500–600]	<500 [<500– <500]	<500 [<500– <500]
AIDS-related deaths (men, 15+)	860 [650–1100]	970 [770–1200]	720 [560–970]
People living with HIV			
People living with HIV (all ages)	37 000 [32 000–42 000]	37 000 [31 000–43 000]	36 000 [30 000–43 000]
People living with HIV (0–14)	3800 [3200–4400]	2900 [2400–3500]	2500 [2100–3200]
People living with HIV (women, 15+)	15 000 [13 000–17 000]	17 000 [14 000–19 000]	17 000 [15 000–21 000]
People living with HIV (men, 15+)	18 000 [15 000–20 000]	17 000 [14 000–20 000]	16 000 [14 000–20 000]
HIV prevalence (15–49)	0.4 [0.4–0.5]	0.3 [0.3–0.4]	0.3 [0.2–0.3]

LAWS AND POLICIES

Laws criminalizing the transmission of, non-disclosure of or exposure to HIV transmission	Yes
Criminalization of sex work among consenting adults	Any criminalization or punitive regulation of sex work
Criminalization of same-sex sexual acts	Yes, imprisonment (up to 14 years)
Drug use or possession for personal use is an offence	Possession of drugs for personal use or drug use and/or consumption are specified as criminal offences
Criminalization of transgender people	Neither criminalized nor prosecuted
Laws or policies restricting the entry, stay and residence of people living with HIV	No
Parental consent for adolescents to access HIV testing	Yes, for adolescents younger than 16 years
Spousal consent for married women to access sexual and reproductive health services	No
Mandatory HIV testing for marriage, work or residence permits or for certain groups	No

STIGMA AND DISCRIMINATION

Percentage of women and men aged 15–49 years who report discriminatory attitudes towards people living with HIV

Percentage of people living with HIV denied health services because of their HIV status in the last 12 months

Percentage of people living with HIV who reported a health-care professional told others about their HIV status without their consent

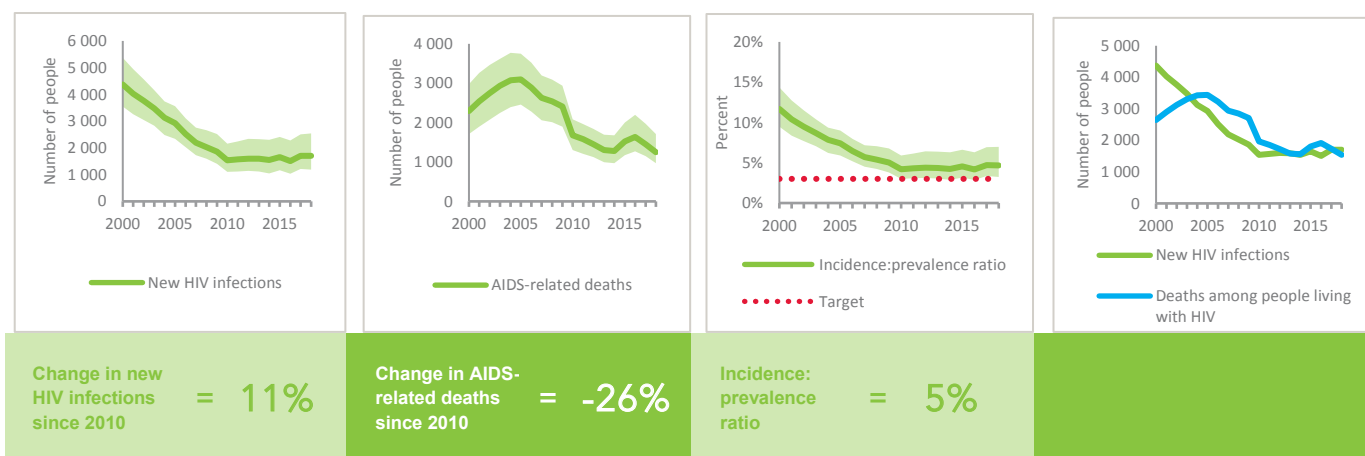
VIOLENCE

Proportion of ever-married or partnered women aged 15–49 years who experienced physical or sexual violence from a male intimate partner in the past 12 months

EXPENDITURES

	Financing sources					Total
	Domestic private	Domestic public	International: PEPFAR	International: Global Fund	International: all others	
Last available report: 2017	...	\$245 636	\$155 413	\$18 825 476	\$12 990 061	\$32 216 586

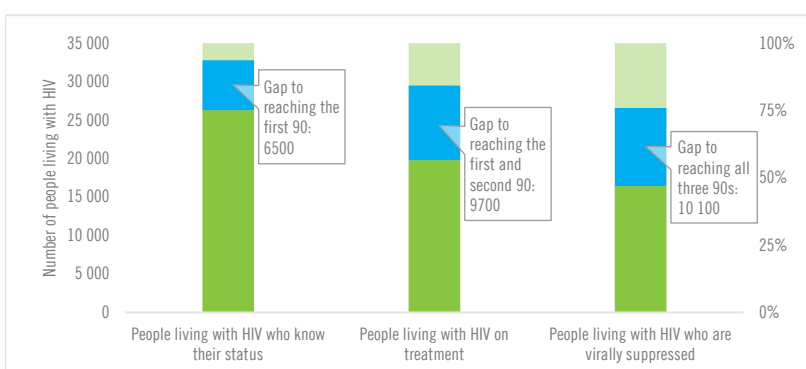
EPIDEMIC TRANSITION METRICS



KEY POPULATIONS

	Sex workers	Gay men and other men who have sex with men	People who inject drugs	Transgender people	Prisoners
Estimated size of population
HIV prevalence	17.0%	1.9%
Know their HIV status	35.7%	38.7%
Antiretroviral therapy coverage
Condom use	88.0%	78.9%
Coverage of HIV prevention programmes	59.1%	46.4%
Avoidance of health care because of stigma and discrimination
Expenditures (2017)	\$0	\$0	\$0

HIV TESTING AND TREATMENT CASCADE



	72% [60–86%]	54% [45–65%] 19 800	45% [38–54%]
All ages			
Children (0–14)	52% [42–66%]	52% [42–66%] 1300	40% [32–50%]
Women (15+)	85% [71– >95%]	69% [58–82%] 12 000	58% [48–69%]
Men (15+)	62% [51–73%]	39% [32–46%] 6400	33% [27–39%]

ELIMINATION OF MOTHER-TO-CHILD TRANSMISSION

	2010	2018
Percentage of pregnant women living with HIV accessing antiretroviral medicines	>95% [>95– >95%]	58% [48–70%]
Early infant diagnosis	...% [...–...%]	7.7% [6.4–9.3%]

HIV COMORBIDITIES

Estimated number of incident tuberculosis cases among people living with HIV (2017)	830 [530–1200]
People living with HIV who started TB preventive therapy (2017)	...
Cervical cancer screening of women living with HIV	...
People coinfectd with HIV and hepatitis B virus receiving combined treatment (2018)	8%
People coinfectd with HIV and hepatitis C virus starting hepatitis C treatment	...

HIV PREVENTION

Adults aged 15+ years with unsuppressed viral load	0.2%
Knowledge of HIV prevention among young people aged 15–24 years (2016)	
— Women	15.8%
— Men	25.5%
Condom use at last sex with a non-marital, non-cohabiting partner	
— Women	...
— Men	...
Women aged 15–49 years who have their demand for family planning satisfied by modern methods	...
Men aged 15–49 years who are circumcised	Not applicable
Voluntary medical male circumcisions performed according to national standards	Not applicable
People who received PrEP at least once during the reporting period	...
Harm reduction	
— Use of sterile injecting equipment at last injection	...
— Needles and syringes distributed per person who injects	...
— Coverage of opioid substitution therapy	...
— Naloxone available (2019)	No
— Safe injection rooms available (2019)	No

EPIDEMIC ESTIMATES

	2010	2015	2018
New HIV infections			
New HIV infections (all ages)	120 000 [74 000–190 000]	110 000 [71 000–180 000]	130 000 [77 000–200 000]
New HIV infections (0–14)	26 000 [15 000–41 000]	20 000 [11 000–32 000]	24 000 [14 000–38 000]
New HIV infections (women, 15+)	50 000 [30 000–80 000]	51 000 [31 000–81 000]	55 000 [33 000–87 000]
New HIV infections (men, 15+)	44 000 [26 000–72 000]	44 000 [26 000–73 000]	47 000 [28 000–77 000]
HIV incidence per 1000 population	0.77 [0.47–1.21]	0.65 [0.4–1.02]	0.65 [0.4–1.03]
AIDS-related deaths			
AIDS-related deaths (all ages)	72 000 [42 000–120 000]	51 000 [30 000–85 000]	53 000 [31 000–89 000]
AIDS-related deaths (0–14)	18 000 [9600–30 000]	13 000 [7000–22 000]	14 000 [7400–23 000]
AIDS-related deaths (women, 15+)	25 000 [13 000–44 000]	14 000 [7400–25 000]	14 000 [7300–25 000]
AIDS-related deaths (men, 15+)	30 000 [17 000–49 000]	24 000 [14 000–40 000]	26 000 [15 000–42 000]
People living with HIV			
People living with HIV (all ages)	1 500 000 [1 100 000–2 100 000]	1 700 000 [1 300 000–2 300 000]	1 900 000 [1 400 000–2 600 000]
People living with HIV (0–14)	150 000 [97 000–230 000]	140 000 [91 000–220 000]	140 000 [91 000–220 000]
People living with HIV (women, 15+)	740 000 [560 000–980 000]	890 000 [670 000–1 200 000]	1 000 000 [750 000–1 300 000]
People living with HIV (men, 15+)	640 000 [470 000–870 000]	710 000 [530 000–970 000]	770 000 [570 000–1 000 000]
HIV prevalence (15–49)	1.6 [1.2–2.1]	1.6 [1.1–2.1]	1.5 [1.1–2.1]

LAWS AND POLICIES

Laws criminalizing the transmission of, non-disclosure of or exposure to HIV transmission	Yes
Criminalization of sex work among consenting adults	Any criminalization or punitive regulation of sex work
Criminalization of same-sex sexual acts	Yes, imprisonment (up to 14 years)
Drug use or possession for personal use is an offence	...
Criminalization of transgender people	Neither criminalized nor prosecuted
Laws or policies restricting the entry, stay and residence of people living with HIV	No
Parental consent for adolescents to access HIV testing	Yes, for adolescents younger than 18 years
Spousal consent for married women to access sexual and reproductive health services	No
Mandatory HIV testing for marriage, work or residence permits or for certain groups	No

STIGMA AND DISCRIMINATION

	2013	2016
Percentage of women and men aged 15–49 years who report discriminatory attitudes towards people living with HIV	46.8	52.8

Percentage of people living with HIV denied health services because of their HIV status in the last 12 months

Percentage of people living with HIV who reported a health-care professional told others about their HIV status without their consent

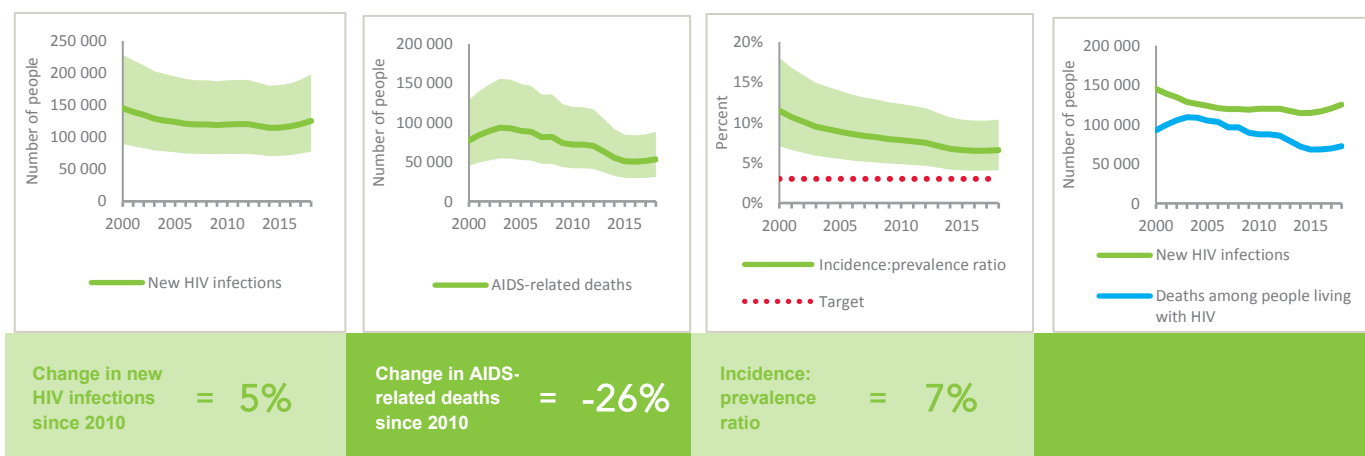
VIOLENCE

	2008	2013
Proportion of ever-married or partnered women aged 15–49 years who experienced physical or sexual violence from a male intimate partner in the past 12 months	14.7	11

EXPENDITURES

	Financing sources					Total
	Domestic private	Domestic public	International: PEPFAR	International: Global Fund	International: all others	
Last available report: 2018	...	\$10 477 615	\$355 972 445	\$73 035 769	...	\$439 485 829

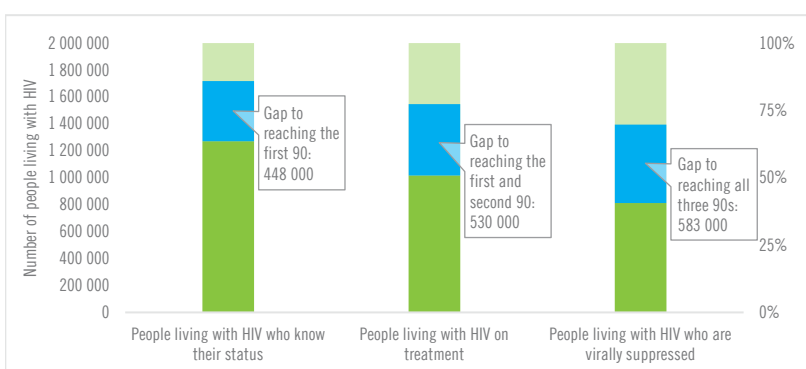
EPIDEMIC TRANSITION METRICS



KEY POPULATIONS

	Sex workers	Gay men and other men who have sex with men	People who inject drugs	Transgender people	Prisoners
Estimated size of population
HIV prevalence	14.4%	23.0%	3.4%
Know their HIV status
Antiretroviral therapy coverage
Condom use	98.1%	...	83.2%
Coverage of HIV prevention programmes
Avoidance of health care because of stigma and discrimination
Expenditures (2016)	\$19 577 441	\$7 593 767	\$8 398 306		

HIV TESTING AND TREATMENT CASCADE



	67% [49–89%]	53% [40–71%] 1 016 000	42% [32–57%]
All ages			
Children (0–14)	35% [22–53%]	35% [22–53%] 50 200	...% [...–...%]
Women (15+)	74% [55–>95%]	68% [51–90%] 678 000	...% [...–...%]
Men (15+)	63% [47–85%]	37% [28–51%] 288 000	...% [...–...%]

ELIMINATION OF MOTHER-TO-CHILD TRANSMISSION

	2010	2018
Percentage of pregnant women living with HIV accessing antiretroviral medicines	27% [18–38%]	44% [28–62%]
Early infant diagnosis	9.7% [6.8–14.9%]	18.1% [12.8–28.0%]

HIV COMORBIDITIES

Estimated number of incident tuberculosis cases among people living with HIV (2017)	58 000 [37 000–85 000]
People living with HIV who started TB preventive therapy (2017)	39.5%
Cervical cancer screening of women living with HIV	...
People coinfectd with HIV and hepatitis B virus receiving combined treatment	...
People coinfectd with HIV and hepatitis C virus starting hepatitis C treatment	...

HIV PREVENTION

Adults aged 15+ years with unsuppressed viral load	...
Knowledge of HIV prevention among young people aged 15–24 years (2017)	
— Women	29.3%
— Men	27.9%
Condom use at last sex with a non-marital, non-cohabiting partner	
— Women	...
— Men	...
Women aged 15–49 years who have their demand for family planning satisfied by modern methods	...
Men aged 15–49 years who are circumcised	Not applicable
Voluntary medical male circumcisions performed according to national standards	Not applicable
People who received PrEP at least once during the reporting period (2017)	364
Harm reduction	
— Use of sterile injecting equipment at last injection	...
— Needles and syringes distributed per person who injects	...
— Coverage of opioid substitution therapy	...
— Naloxone available (2019)	No
— Safe injection rooms available (2019)	No

EPIDEMIC ESTIMATES

	2010	2015	2018
New HIV infections			
New HIV infections (all ages)	2100 [1700–2800]	1400 [970–2000]	1300 [860–1900]
New HIV infections (0–14)	880 [740–1100]	560 [<500–720]	<500 [<500–570]
New HIV infections (women, 15+)	770 [570–1100]	530 [<500–790]	550 [<500–810]
New HIV infections (men, 15+)	<500 [<500–660]	<500 [<500–<500]	<500 [<500–<500]
HIV incidence per 1000 population	0.17 [0.14–0.23]	0.1 [0.07–0.14]	0.08 [0.05–0.12]
AIDS-related deaths			
AIDS-related deaths (all ages)	1300 [1000–1800]	1700 [1300–2200]	1300 [1000–1600]
AIDS-related deaths (0–14)	640 [550–770]	540 [<500–650]	<500 [<500–<500]
AIDS-related deaths (women, 15+)	<500 [<500–530]	640 [<500–860]	<500 [<500–600]
AIDS-related deaths (men, 15+)	<500 [<500–<500]	510 [<500–650]	<500 [<500–550]
People living with HIV			
People living with HIV (all ages)	44 000 [39 000–50 000]	43 000 [38 000–49 000]	42 000 [37 000–47 000]
People living with HIV (0–14)	5700 [5000–6600]	5100 [4500–5900]	4500 [3700–5100]
People living with HIV (women, 15+)	25 000 [22 000–28 000]	25 000 [22 000–28 000]	25 000 [22 000–28 000]
People living with HIV (men, 15+)	14 000 [12 000–16 000]	13 000 [11 000–15 000]	12 000 [11 000–14 000]
HIV prevalence (15–49)	0.6 [0.5–0.6]	0.5 [0.4–0.5]	0.4 [0.4–0.5]

LAWS AND POLICIES

Laws criminalizing the transmission of, non-disclosure of or exposure to HIV transmission	Yes
Criminalization of sex work among consenting adults	Any criminalization or punitive regulation of sex work
Criminalization of same-sex sexual acts	Yes, imprisonment (up to 14 years)
Drug use or possession for personal use is an offence	Possession of drugs for personal use or drug use and/or consumption are specified as criminal offences
Criminalization of transgender people	Neither criminalized nor prosecuted
Laws or policies restricting the entry, stay and residence of people living with HIV	No
Parental consent for adolescents to access HIV testing	Yes, for adolescents younger than 14 years
Spousal consent for married women to access sexual and reproductive health services	No
Mandatory HIV testing for marriage, work or residence permits or for certain groups	No

STIGMA AND DISCRIMINATION

Percentage of women and men aged 15–49 years who report discriminatory attitudes towards people living with HIV	2013	2017
	53.4	65.5
Percentage of people living with HIV denied health services because of their HIV status in the last 12 months	2012	
	2.7	
Percentage of people living with HIV who reported a health-care professional told others about their HIV status without their consent	2012	
	3.1	

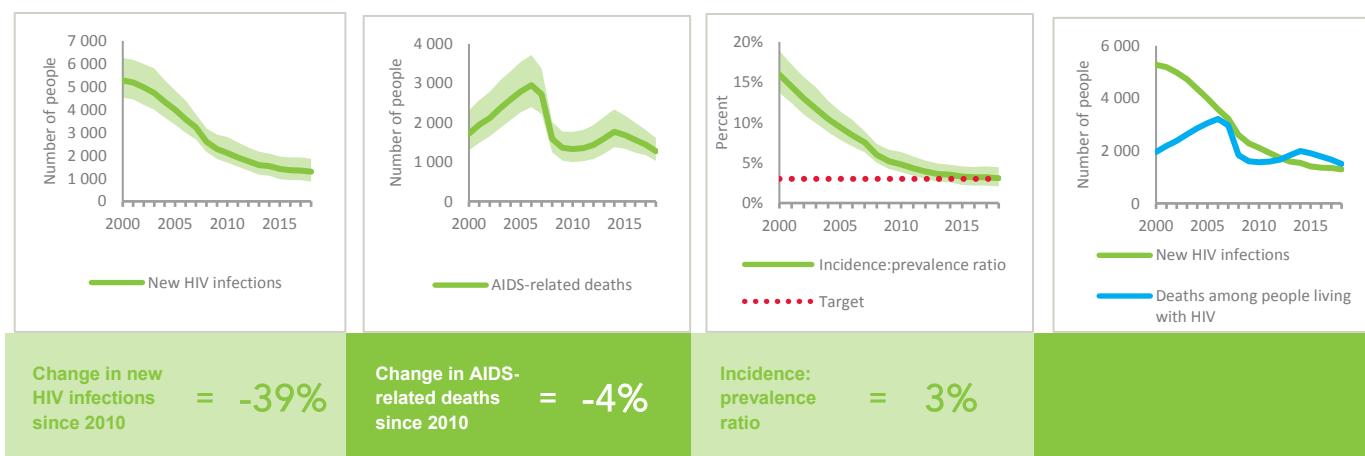
VIOLENCE

Proportion of ever-married or partnered women aged 15–49 years who experienced physical or sexual violence from a male intimate partner in the past 12 months	2017
	12.2

EXPENDITURES

	Financing sources					Total
	Domestic private	Domestic public	International: PEPFAR	International: Global Fund	International: all others	
Last available report: 2015	\$1 394 264	\$1 920 965	...	\$6 725 861	\$2 715 793	\$12 756 882

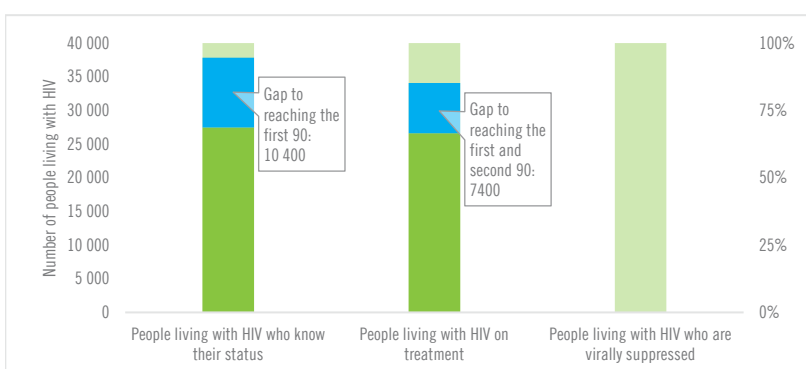
EPIDEMIC TRANSITION METRICS



KEY POPULATIONS

	Sex workers	Gay men and other men who have sex with men	People who inject drugs	Transgender people	Prisoners
Estimated size of population	3100	...	9500
HIV prevalence	6.6%	27.6%	1.6%	...	2.0%
Know their HIV status	...	63.4%	100%
Antiretroviral therapy coverage	19.7%
Condom use	94.1%	75.8%
Coverage of HIV prevention programmes	...	6.4%
Avoidance of health care because of stigma and discrimination
Expenditures (2015)	\$97 811	\$133 872	\$63 017

HIV TESTING AND TREATMENT CASCADE



	65% [57–74%]	63% [55–71%] 26 600	...% [...–...%]
All ages			
Children (0–14)	31% [26–35%]	31% [26–35%] 1400	...% [...–...%]
Women (15+)	74% [65–84%]	72% [63–81%] 18 000	...% [...–...%]
Men (15+)	60% [52–69%]	58% [50–66%] 7200	...% [...–...%]

ELIMINATION OF MOTHER-TO-CHILD TRANSMISSION

	2010	2018
Percentage of pregnant women living with HIV accessing antiretroviral medicines	22% [19–25%]	65% [56–75%]
Early infant diagnosis	10.2% [8.9–11.8%]	23.8% [20.7–27.8%]

HIV COMORBIDITIES

Estimated number of incident tuberculosis cases among people living with HIV (2017)	1200 [830–1600]
People living with HIV who started TB preventive therapy (2017)	2%
Cervical cancer screening of women living with HIV	...
People coinfecting with HIV and hepatitis B virus receiving combined treatment (2018)	95.9%
People coinfecting with HIV and hepatitis C virus starting hepatitis C treatment	...

HIV PREVENTION

Adults aged 15+ years with unsuppressed viral load	...
Knowledge of HIV prevention among young people aged 15–24 years (2017)	
— Women	26.2%
— Men	33.1%
Condom use at last sex with a non-marital, non-cohabiting partner (2017)	
— Women	41.8%
— Men	70.8%
Women aged 15–49 years who have their demand for family planning satisfied by modern methods (2017)	54.1%
Men aged 15–49 years who are circumcised	Not applicable
Voluntary medical male circumcisions performed according to national standards	Not applicable
People who received PrEP at least once during the reporting period	...
Harm reduction	
— Use of sterile injecting equipment at last injection	...
— Needles and syringes distributed per person who injects (2018)	3
— Coverage of opioid substitution therapy (2018)	23.8%
— Naloxone available (2019)	Yes
— Safe injection rooms available (2019)	...

EPIDEMIC ESTIMATES

	2010	2015	2018
New HIV infections			
New HIV infections (all ages)	5200 [4100–6500]	4700 [3400–6400]	4100 [2700–5700]
New HIV infections (0–14)	1300 [990–1700]	920 [670–1500]	680 [<500–930]
New HIV infections (women, 15+)	2300 [1800–2800]	2200 [1600–3000]	2000 [1300–2800]
New HIV infections (men, 15+)	1600 [1300–2100]	1600 [1100–2200]	1400 [900–2100]
HIV incidence per 1000 population	0.84 [0.67–1.05]	0.68 [0.48–0.92]	0.55 [0.36–0.77]
AIDS-related deaths			
AIDS-related deaths (all ages)	2900 [2400–3600]	2800 [2200–3500]	2100 [1600–2800]
AIDS-related deaths (0–14)	920 [700–1200]	740 [540–1000]	570 [<500–790]
AIDS-related deaths (women, 15+)	1100 [900–1400]	880 [650–1200]	630 [<500–840]
AIDS-related deaths (men, 15+)	880 [680–1100]	1200 [950–1500]	930 [700–1200]
People living with HIV			
People living with HIV (all ages)	58 000 [48 000–70 000]	66 000 [53 000–80 000]	70 000 [56 000–86 000]
People living with HIV (0–14)	7800 [6100–9700]	7400 [5800–9400]	6600 [5100–8500]
People living with HIV (women, 15+)	29 000 [25 000–36 000]	35 000 [29 000–43 000]	38 000 [31 000–47 000]
People living with HIV (men, 15+)	20 000 [17 000–25 000]	23 000 [19 000–28 000]	25 000 [19 000–31 000]
HIV prevalence (15–49)	1.5 [1.2–1.9]	1.5 [1.2–1.9]	1.5 [1.2–1.9]

LAWS AND POLICIES

Laws criminalizing the transmission of, non-disclosure of or exposure to HIV transmission	Yes
Criminalization of sex work among consenting adults	Any criminalization or punitive regulation of sex work
Criminalization of same-sex sexual acts	Yes, imprisonment (up to 14 years)
Drug use or possession for personal use is an offence	Possession of drugs for personal use or drug use and/or consumption are specified as criminal offences
Criminalization of transgender people	Criminalized
Laws or policies restricting the entry, stay and residence of people living with HIV	No
Parental consent for adolescents to access HIV testing	Yes, for adolescents younger than 18 years
Spousal consent for married women to access sexual and reproductive health services	No
Mandatory HIV testing for marriage, work or residence permits or for certain groups	Yes

STIGMA AND DISCRIMINATION

Percentage of women and men aged 15–49 years who report discriminatory attitudes towards people living with HIV	2011	2017
	51.2	72.1
Percentage of people living with HIV denied health services because of their HIV status in the last 12 months	2013	
	1.2	
Percentage of people living with HIV who reported a health-care professional told others about their HIV status without their consent	2013	
	8	

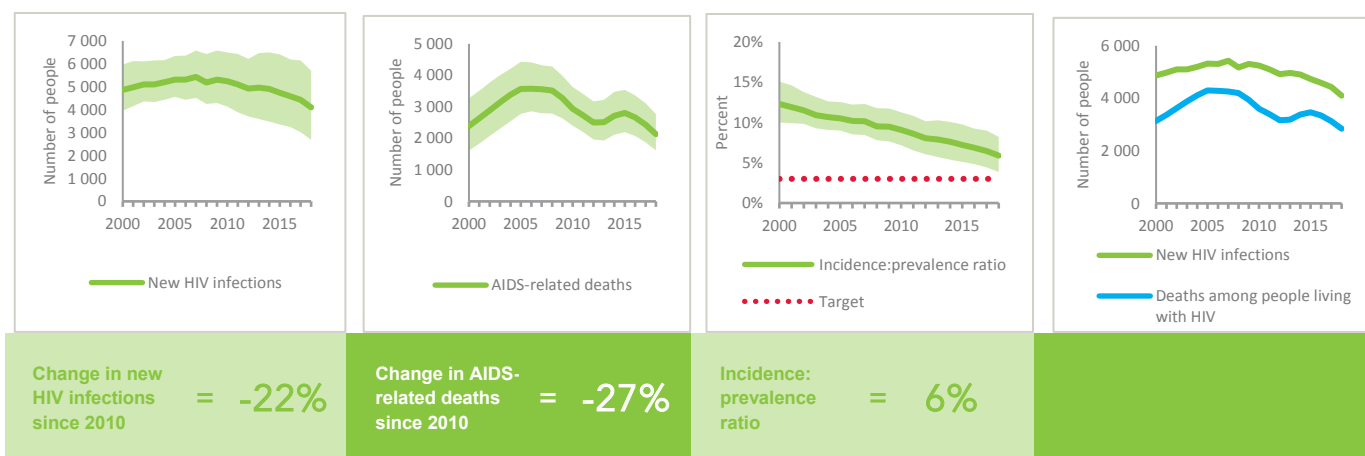
VIOLENCE

Proportion of ever-married or partnered women aged 15–49 years who experienced physical or sexual violence from a male intimate partner in the past 12 months	2013
	28.6

EXPENDITURES

	Financing sources					Total
	Domestic private	Domestic public	International: PEPFAR	International: Global Fund	International: all others	
Last available report: 2011	\$40 385	\$168 584	\$2 957 997	\$3000	\$3 394 829	\$20 905 243

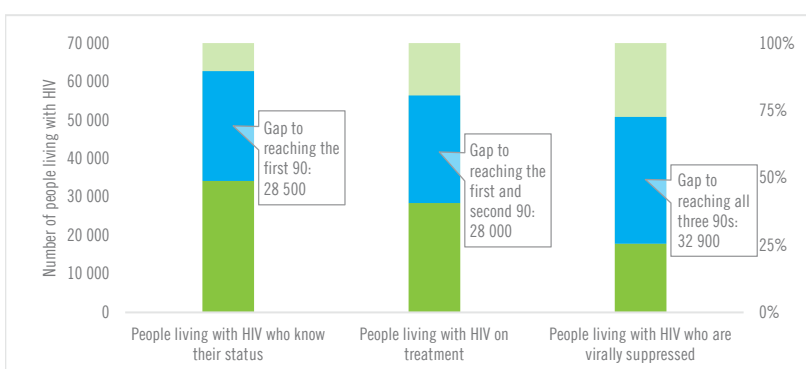
EPIDEMIC TRANSITION METRICS



KEY POPULATIONS

	Sex workers	Gay men and other men who have sex with men	People who inject drugs	Transgender people	Prisoners
Estimated size of population
HIV prevalence	6.7%	14.0%	8.5%	15.3%	8.7%
Know their HIV status
Antiretroviral therapy coverage
Condom use	14.9%	...	32.1%
Coverage of HIV prevention programmes
Avoidance of health care because of stigma and discrimination
Expenditures (0)

HIV TESTING AND TREATMENT CASCADE



	49% [39–60%]	41% [33–50%] 28 400	26% [21–32%]
All ages			
Children (0–14)	17% [13–22%]	17% [13–22%] 1100	8% [6–10%]
Women (15+)	61% [49–75%]	53% [42–64%] 20 300	34% [27–41%]
Men (15+)	38% [30–48%]	29% [22–36%] 7000	17% [13–22%]

ELIMINATION OF MOTHER-TO-CHILD TRANSMISSION

	2010	2018
Percentage of pregnant women living with HIV accessing antiretroviral medicines	...% [...-...%]	...% [...-...%]
Early infant diagnosis	...% [...-...%]	...% [...-...%]

HIV COMORBIDITIES

Estimated number of incident tuberculosis cases among people living with HIV (2017)	2800 [1800–4000]
People living with HIV who started TB preventive therapy (2017)	22.5%
Cervical cancer screening of women living with HIV	...
People coinfectd with HIV and hepatitis B virus receiving combined treatment	...
People coinfectd with HIV and hepatitis C virus starting hepatitis C treatment	...

HIV PREVENTION

Adults aged 15+ years with unsuppressed viral load	1%
Knowledge of HIV prevention among young people aged 15–24 years	...
— Women	...
— Men	...
Condom use at last sex with a non-marital, non-cohabiting partner	...
— Women	...
— Men	...
Women aged 15–49 years who have their demand for family planning satisfied by modern methods	...
Men aged 15–49 years who are circumcised	Not applicable
Voluntary medical male circumcisions performed according to national standards	Not applicable
People who received PrEP at least once during the reporting period	...
Harm reduction	
— Use of sterile injecting equipment at last injection (2014)	40.7%
— Needles and syringes distributed per person who injects	...
— Coverage of opioid substitution therapy	...
— Naloxone available (2019)	No
— Safe injection rooms available (2019)	Yes

EPIDEMIC ESTIMATES

	2010	2015	2018
New HIV infections			
New HIV infections (all ages)	7200 [6700–7700]	5700 [5200–6000]	5000 [4600–5300]
New HIV infections (0–14)	2400 [1800–2900]	1400 [1000–1700]	1200 [910–1500]
New HIV infections (women, 15+)	3000 [2700–3200]	2600 [2400–2800]	2300 [2100–2400]
New HIV infections (men, 15+)	1900 [1700–2100]	1700 [1500–1900]	1500 [1300–1600]
HIV incidence per 1000 population	1.28 [1.18–1.37]	0.87 [0.8–0.93]	0.7 [0.65–0.75]
AIDS-related deaths			
AIDS-related deaths (all ages)	5700 [5100–6300]	4900 [4300–5400]	3800 [3300–4200]
AIDS-related deaths (0–14)	1800 [1400–2000]	1200 [910–1400]	980 [760–1100]
AIDS-related deaths (women, 15+)	2300 [1900–2800]	1900 [1600–2300]	1200 [1000–1500]
AIDS-related deaths (men, 15+)	1600 [1500–1800]	1800 [1600–2000]	1600 [1400–1700]
People living with HIV			
People living with HIV (all ages)	100 000 [96 000–110 000]	110 000 [99 000–120 000]	110 000 [100 000–120 000]
People living with HIV (0–14)	16 000 [14 000–18 000]	14 000 [12 000–16 000]	12 000 [11 000–14 000]
People living with HIV (women, 15+)	54 000 [50 000–58 000]	58 000 [53 000–62 000]	60 000 [56 000–65 000]
People living with HIV (men, 15+)	34 000 [31 000–37 000]	35 000 [32 000–38 000]	35 000 [32 000–38 000]
HIV prevalence (15–49)	2.9 [2.6–3.1]	2.5 [2.3–2.7]	2.3 [2.1–2.5]

LAWS AND POLICIES

Laws criminalizing the transmission of, non-disclosure of or exposure to HIV transmission	Yes
Criminalization of sex work among consenting adults	Any criminalization or punitive regulation of sex work
Criminalization of same-sex sexual acts	Yes, imprisonment (up to 14 years)
Drug use or possession for personal use is an offence	Possession of drugs for personal use or drug use and/or consumption are specified as criminal offences
Criminalization of transgender people	Neither criminalized nor prosecuted
Laws or policies restricting the entry, stay and residence of people living with HIV	No
Parental consent for adolescents to access HIV testing	Yes, for adolescents younger than 14 years
Spousal consent for married women to access sexual and reproductive health services	No
Mandatory HIV testing for marriage, work or residence permits or for certain groups	No

STIGMA AND DISCRIMINATION

Percentage of women and men aged 15–49 years who report discriminatory attitudes towards people living with HIV **2014**
45.8

Percentage of people living with HIV denied health services because of their HIV status in the last 12 months

Percentage of people living with HIV who reported a health-care professional told others about their HIV status without their consent

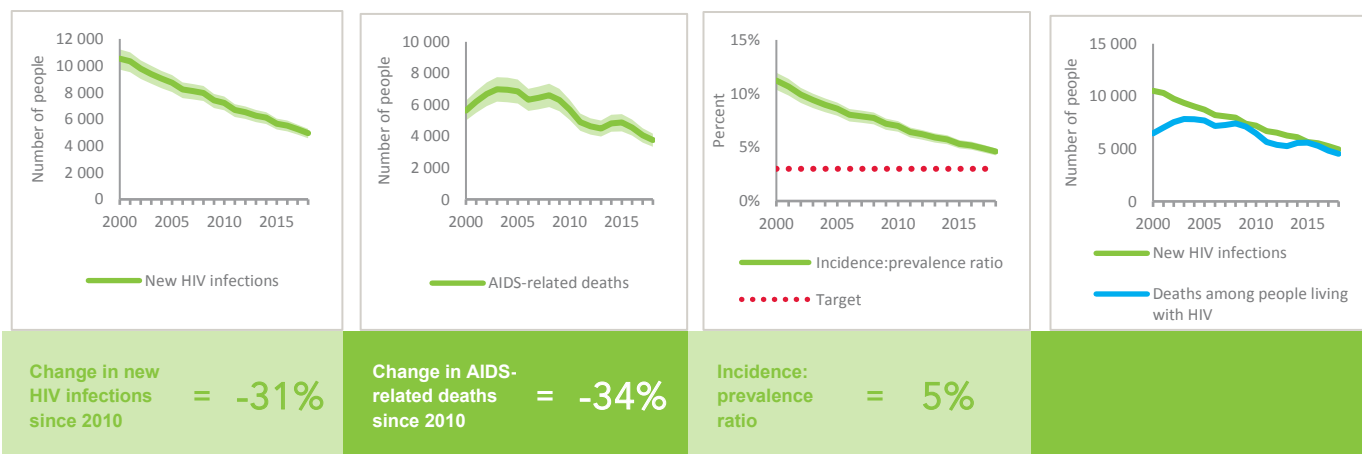
VIOLENCE

Proportion of ever-married or partnered women aged 15–49 years who experienced physical or sexual violence from a male intimate partner in the past 12 months **2014**
12.7

EXPENDITURES

	Financing sources					Total
	Domestic private	Domestic public	International: PEPFAR	International: Global Fund	International: all others	
Last available report: 2017	\$2 695 359	\$4 799 019	...	\$26 668 417	\$4 709 604	\$38 872 399

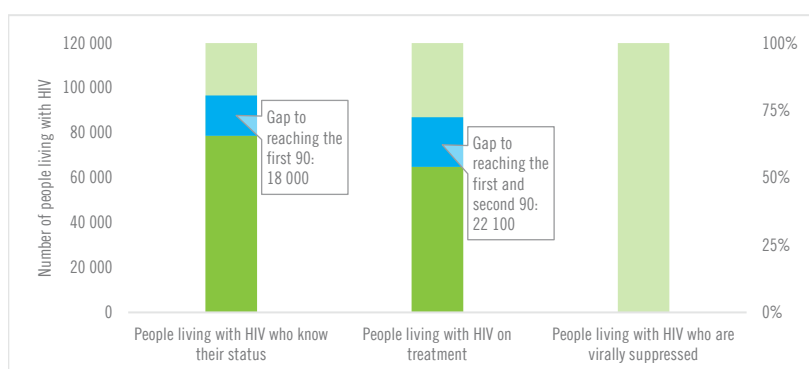
EPIDEMIC TRANSITION METRICS



KEY POPULATIONS

	Sex workers	Gay men and other men who have sex with men	People who inject drugs	Transgender people	Prisoners
Estimated size of population	5200
HIV prevalence	13.2%	22.0%
Know their HIV status	96.8%	95.4%	44.7%
Antiretroviral therapy coverage	23.7%	14.1%	1.0%
Condom use	86.4%	80.2%
Coverage of HIV prevention programmes
Avoidance of health care because of stigma and discrimination
Expenditures (2016)	\$162 508	\$403 423	\$0

HIV TESTING AND TREATMENT CASCADE



	73% [68–79%]	60% [56–65%] 64 800	...% [...–...%]
All ages			
Children (0–14)	34% [29–38%]	34% [29–38%] 4200	...% [...–...%]
Women (15+)	84% [77–91%]	72% [67–79%] 43 700	...% [...–...%]
Men (15+)	69% [63–76%]	49% [45–54%] 17 000	...% [...–...%]

ELIMINATION OF MOTHER-TO-CHILD TRANSMISSION

	2010	2018
Percentage of pregnant women living with HIV accessing antiretroviral medicines	16% [12–18%]	80% [62–92%]
Early infant diagnosis	16.6% [14.5–21.4%]	46.0% [40.0–59.1%]

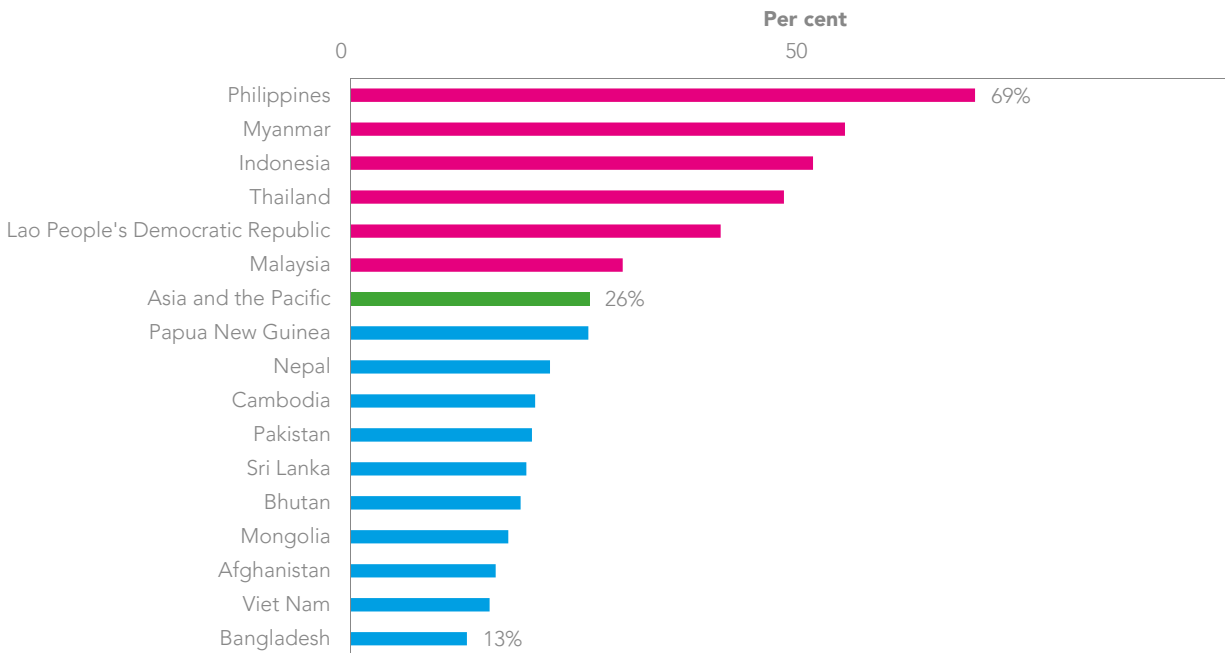
HIV COMORBIDITIES

Estimated number of incident tuberculosis cases among people living with HIV (2017)	580 [380–830]
People living with HIV who started TB preventive therapy (2017)	...
Cervical cancer screening of women living with HIV	...
People coinfectd with HIV and hepatitis B virus receiving combined treatment	...
People coinfectd with HIV and hepatitis C virus starting hepatitis C treatment	...

HIV PREVENTION

Adults aged 15+ years with unsuppressed viral load	...
Knowledge of HIV prevention among young people aged 15–24 years (2014)	
— Women	23.3%
— Men	31.6%
Condom use at last sex with a non-marital, non-cohabiting partner (2014)	
— Women	42.9%
— Men	60.7%
Women aged 15–49 years who have their demand for family planning satisfied by modern methods (2014)	37.4%
Men aged 15–49 years who are circumcised (2014)	Not applicable
Voluntary medical male circumcisions performed according to national standards	Not applicable
People who received PrEP at least once during the reporting period	...
Harm reduction	
— Use of sterile injecting equipment at last injection	...
— Needles and syringes distributed per person who injects	...
— Coverage of opioid substitution therapy	...
— Naloxone available (2019)	No
— Safe injection rooms available (2019)	No

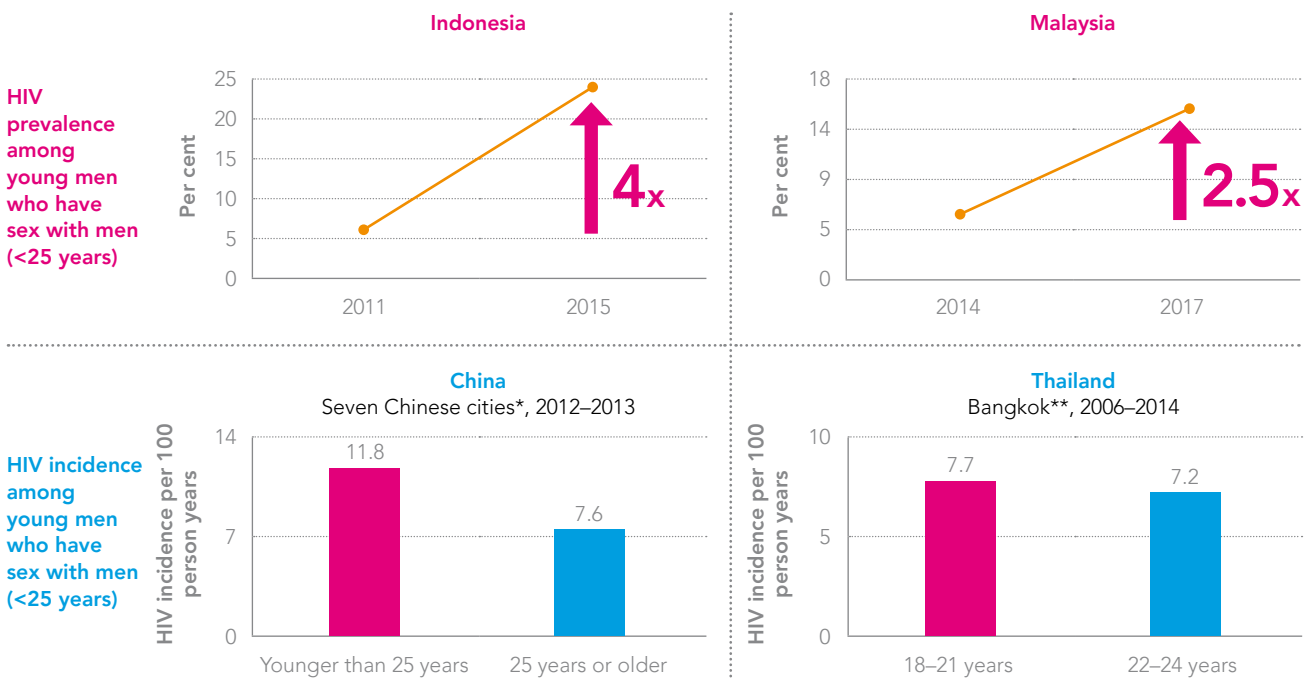
FIGURE 12.1 Proportion of young people among total estimated new HIV infections, Asia and the Pacific, 2018



Note: Pink bars are above the regional average. Blue bars are below the regional average.

Source: Prepared by www.aidsdatahub.org, based on UNAIDS 2019 HIV estimates.

FIGURE 12.2 Rising HIV prevalence and high HIV incidence among young men who have sex with men, selected countries, Asia and the Pacific, 2011–2017



*Changsha, Ji'nan, Kunming, Nanjing, Shanghai, Shenyang and Zhengzhou. **Bangkok Men Who have Sex with Men Cohort Study (BMCS).

Source: Prepared by www.aidsdatahub.org, based on integrated biological and behavioural surveys; Mao X, Wang Z, Hu Q, Huang C, Yan H, Wang Z et al. HIV incidence is rapidly increasing with age among young men who have sex with men in China: a multicentre cross-sectional survey. *HIV Med.* 2018;19(8):513-22; and Thienkrua W, van Griensven F, Mock PA, Dunne EF, Raengsakulrach B, Wimonasate W et al. Young men who have sex with men at high risk for HIV, Bangkok MSM Cohort Study, Thailand 2006–2014. *AIDS Behav.* 2018;22(7):2137-46.

ASIA AND THE PACIFIC

AT A GLANCE

While there has been strong progress in several countries, the HIV epidemic is outpacing the response in others. Annual new HIV infections are rising rapidly in Bangladesh, Pakistan and the Philippines.

Improved access to HIV treatment has reduced the annual number of AIDS-related deaths by 24% since 2010, but the epidemic is claiming a growing number of lives in Afghanistan, Bangladesh, Indonesia, Pakistan and the Philippines.

Gay men and other men who have sex with men are experiencing rapidly growing HIV epidemics in several countries, with young men especially at risk.

Amid an increase in the availability of heroin—and little improvement in the availability of harm reduction services—a resurgent epidemic is underway in some locations among people who inject drugs.

Despite legislative reforms and other progress, shrinking civic space and stigma and discrimination against people living with HIV and key populations stand in the way of more rapid progress against the epidemic.

Asia and the Pacific boasts some of the earliest successes in responding to the HIV epidemic. The region's response, however, is highly uneven, and several national HIV programmes are not keeping pace with their growing HIV epidemics. Creeping complacency in other countries risks squandering gains made thus far.

At least three quarters of new HIV infections in the region are among key populations and their sexual partners. This highlights the need for legal reforms and other initiatives to reduce the discrimination and marginalization faced by these populations, and for increased support for community-led activities.

Young people (aged 15–24 years) accounted for about one quarter of new HIV infections in the region in 2018; they represented an even larger proportion of new infections in Indonesia, Myanmar, the Philippines and Thailand (Figure 12.1). Trends in HIV acquisition among

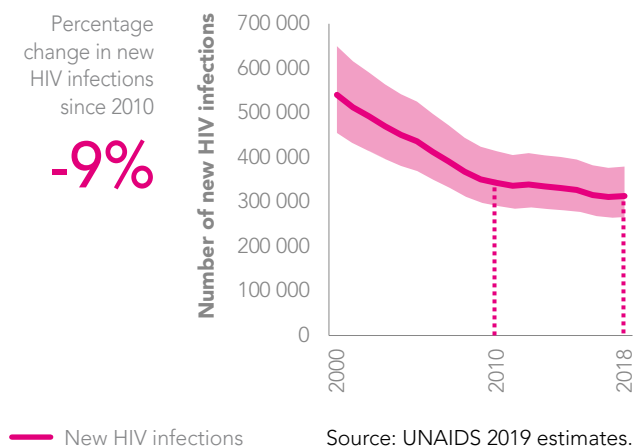
young gay men and other men who have sex with men in several countries are of particular concern: data from surveys show HIV prevalence rising among this group in Indonesia and Malaysia, and special studies conducted in China and Thailand show high incidence of HIV infection among them (Figure 12.2).¹

Social media has emerged as a source of both risk and risk mitigation. An 18-month cohort study in Shenyang, China, showed that HIV incidence among gay men and other men who have sex with men who use mobile phone-based dating applications was more than four times higher than among non-users (1). In contrast, increasingly sophisticated social media platforms offer new ways to link people at high risk of HIV infection to prevention services. Countries need to make greater use of social media and community-led innovations to reach these and other key populations with the HIV services they need, including HIV self-testing and pre-exposure prophylaxis (PrEP). ■

¹ The cities in the China study were Changsha, Ji'nan, Kunming, Nanjing, Shanghai, Shenyang and Zhengzhou.

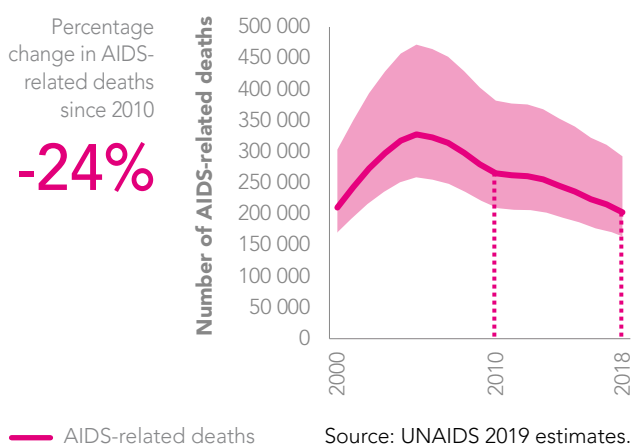
STATE OF THE EPIDEMIC

FIGURE 12.3 Number of new HIV infections, Asia and the Pacific, 2000–2018



There has been a modest 9% decline in the annual number of new HIV infections in Asia and the Pacific since 2010, from an estimated 340 000 [290 000–410 000] to 310 000 [270 000–380 000] in 2018 (Figure 12.3). Prevention programmes are faltering in some countries, notably Afghanistan, Bangladesh, Pakistan and the Philippines, where the annual number of new HIV infections has increased steeply since 2010. This regional trend is also driven to a substantial degree by the large countries in the region: without China and India, the decline in new HIV infections would be 18% between 2010 and 2018.

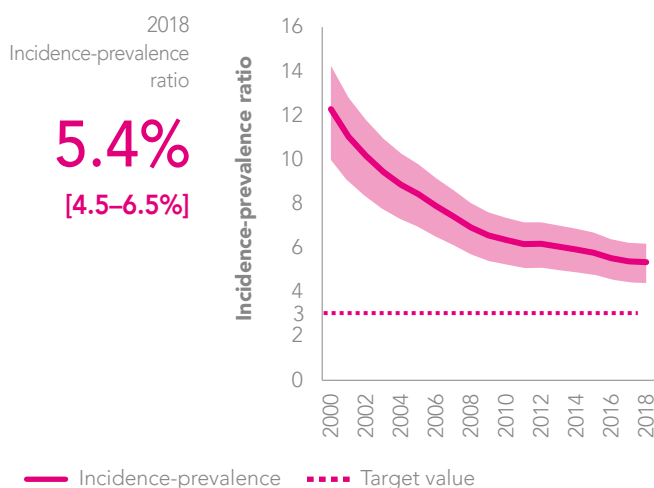
FIGURE 12.4 Number of AIDS-related deaths, Asia and the Pacific, 2000–2018



The estimated 200 000 [160 000–290 000] AIDS-related deaths that occurred in the region in 2018 were 24% fewer than the 270 000 [210 000–380 000] in 2010 (Figure 12.4). However, the HIV epidemics in Afghanistan, Bangladesh, Indonesia, Pakistan and the Philippines are claiming an increasing number of lives each year. The region’s incidence-prevalence ratio was 5.4% [4.5–6.5%] in 2018 (Figure 12.5).

More than three quarters of new HIV infections in Asia and the Pacific are among key populations and their sexual partners, with about 30% of new infections occurring among gay men and other men who have sex with men (Figure 12.8).

FIGURE 12.5 Incidence-prevalence ratio, Asia and the Pacific, 2000–2018



Surveys reveal high HIV prevalence among key populations (Figure 12.7). HIV prevalence among gay men and other men who have sex with men was between 5% and 20% in seven countries that reported data, and it exceeded 20% in two countries. Among people who inject drugs, HIV prevalence ranged between 5% and 20% in eight of the 16 countries that reported data, and it was more than 20% in four more. Among transgender people, median HIV prevalence among the 13 reporting countries was 3.1%. ■

FIGURE 12.6 Percentage change in new HIV infections, by country, Asia and the Pacific, 2010–2018

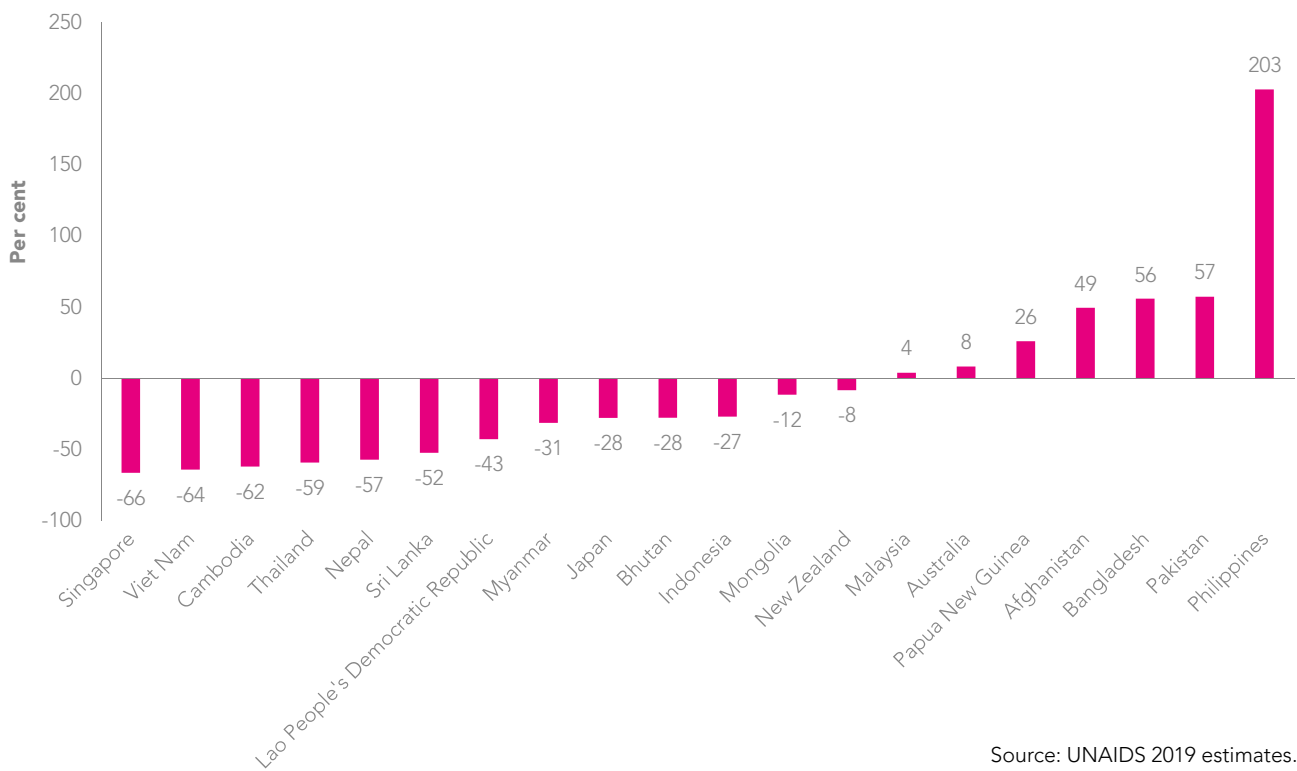
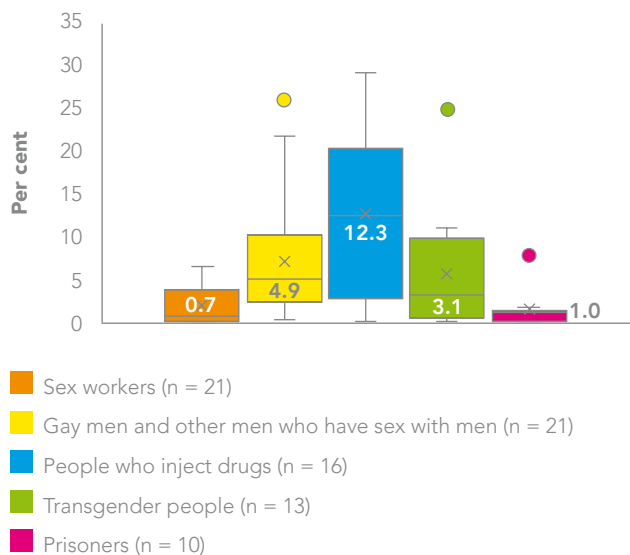
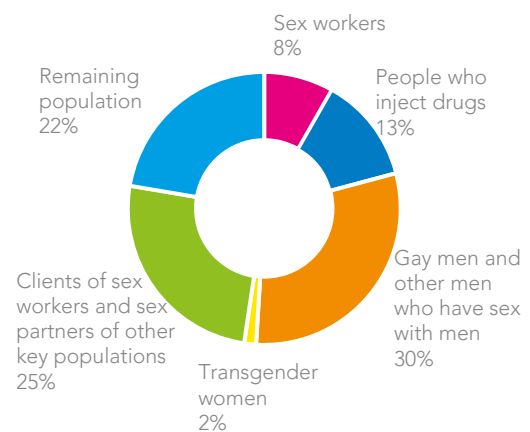


FIGURE 12.7 HIV prevalence among key populations, Asia and the Pacific, 2014–2018



Source: Global AIDS Monitoring, 2014–2018.

FIGURE 12.8 Distribution of new HIV infections (aged 15–49 years), by population group, Asia and the Pacific, 2018



Source: UNAIDS special analysis, 2019.

TABLE 12.1 Estimated size of key populations, Asia and the Pacific, 2018

Country	National adult population (15+)	Sex workers	Sex workers as per cent of adult population (15+)	Gay men and other men who have sex with men	Gay men and other men who have sex with men as per cent of adult population (15+)	People who inject drugs	People who inject drugs as per cent of adult population (15+)	Transgender people	Transgender people as per cent of adult population (15+)	Prisoners	Prisoners as per cent of adult population (15+)
Lao People's Democratic Republic	4 695 000	14 000	0.30	17 000	0.36						
Malaysia	24 340 000	37 000	0.15			75 000	0.31				
Nepal	20 684 000									22 000	0.11
New Zealand	3 808 000					15 000	0.39			10 000	0.26
Singapore	4 938 000									11 000	0.23
Sri Lanka	15 980 000	30 000	0.19	74 000	0.46	2700	0.02	2200	0.01		
Thailand	57 425 000									370 000	0.64
Viet Nam	74 266 000					190 000	0.26				

■ National population size estimate ■ Local population size estimate ■ Insufficient data ■ No data

Sources: Global AIDS Monitoring, 2018; United Nations, Department of Economic and Social Affairs, Population Division. World population prospects: the 2017 revision. 2018 (custom data acquired via website).

YOUTH-LED AND DATA-DRIVEN ADVOCACY IN THE PHILIPPINES

The Philippines has the third youngest population in Asia and the Pacific. Youth leadership, advocacy and involvement are key to the success of the HIV response in the country. With this in mind, the ACT!2030 alliance brought together youth-led and youth-serving organizations with knowledge and experience of sexual and reproductive health and rights and HIV. As one of 12 country alliances under the global ACT!2030 umbrella, the experience of the Philippines alliance is a useful case study in how to empower youth to work together to take the reins of information gathering and advocacy for their own sexual and reproductive health.

The alliance ensured that the voices of marginalized young people and key populations—including lesbian, gay, bisexual, transgender and intersex (LGBTI) young people—were included. Peer education groups and high school student government representatives served as the project's qualitative researchers. Sixty youth data reporters were tasked with collecting qualitative data on comprehensive sexuality education in the Philippines. They found that there was broad support for comprehensive sexuality education, but that delivery was not being effectively introduced (2). As well as collecting data, the ACT!2030 Philippines alliance was able to bring these data to the decision-making table as a member of the Technical Working Group of the National Adolescent Health and Development Programme. The alliance also worked with the Philippine National AIDS Council and the Committee on Children and HIV/AIDS during the development of the country's Sixth AIDS Medium Term Plan (2).

THE CASCADE FROM HIV TESTING TO VIRAL SUPPRESSION

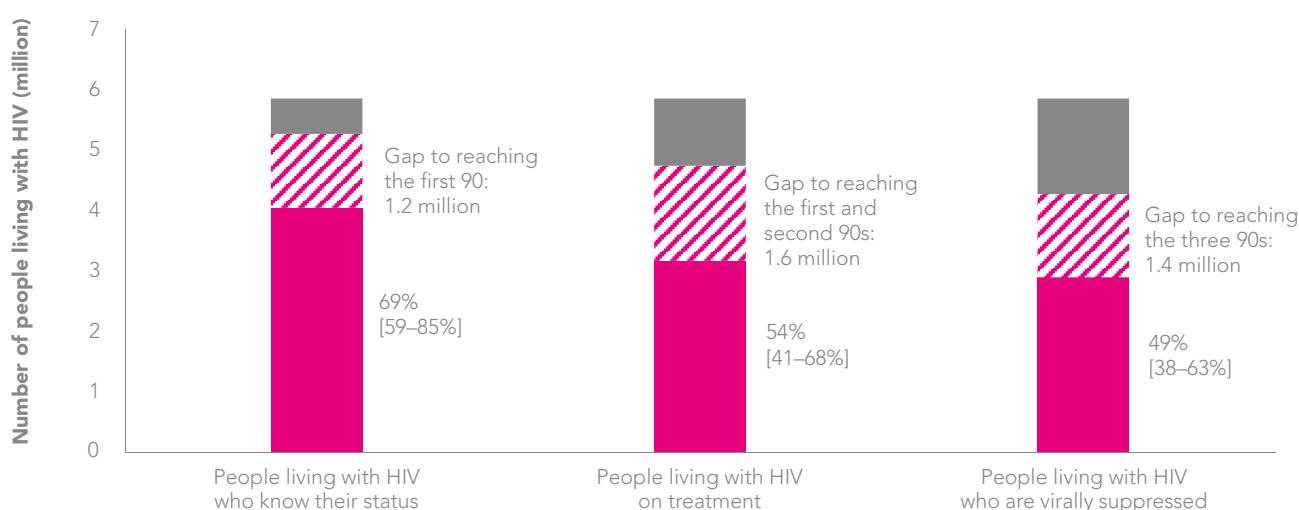
Among the estimated 5.9 million [5.1 million–7.1 million] people living with HIV in Asia and the Pacific in 2018, the proportion who knew their HIV status increased from 58% [45–76%] in 2015 to 69% [59–85%] in 2018. The estimated 3.2 million people who were receiving antiretroviral therapy in 2018 comprised about 54% [41–68%] of people living with HIV, compared with 37% [28–47%] in 2015. But gaps in diagnosing people living with HIV and linking them to treatment and care mean that the estimated 2.9 million people who were virally suppressed accounted for only about half (49% [38–63%]) of all people living with HIV in the region (Figure 12.9). This is a missed opportunity to prevent onward transmission of HIV and to reduce AIDS-related deaths.

Among people living with HIV who knew their HIV-positive status, 78% [68–83%] were accessing treatment in 2018, and viral load suppression among people accessing treatment was about 91% [72–95%]. However, routine viral load testing is limited in many countries in the region. The gap to achieving the first of the 90–90–90 targets in 2018 was 1.2 million people who did not know they were living with HIV, while the gap to achieving the first two 90s was 1.6 million people living with HIV who were not on treatment. The gap to reaching all three 90s was 1.4 million people living with HIV with unsuppressed viral loads.

Linkage to HIV treatment and care services was poor in several countries, particularly Afghanistan and Indonesia, where more than half of the people who knew they were living with HIV were not accessing antiretroviral therapy in 2018 (Table 12.2). In Bangladesh, the Lao People's Democratic Republic, Malaysia, the Philippines, Sri Lanka and Viet Nam, at least one third of people who knew they were HIV-positive were not receiving HIV treatment. By contrast, almost all people living with HIV who knew their HIV status in Cambodia were receiving treatment in 2018, as were close to 80% or more in China, Myanmar, Nepal and Thailand.

Accessible, affordable and stigma-free care and treatment services, including access to viral load testing, should be available to all people living with HIV. High levels of viral load suppression were achieved in Australia, Cambodia, Myanmar (among women) and Thailand (Figure 12.10). Despite this, efforts to reach key populations with prevention, treatment and care services are uneven across the region: in Bangladesh, Malaysia, Pakistan, the Philippines and Sri Lanka, for example, survey data from 2016–2018 show that less than half of key populations living with HIV knew their HIV status (Figures 12.11). ■

FIGURE 12.9 HIV testing and treatment cascade, Asia and the Pacific, 2018



Source: UNAIDS special analysis, 2019; see annex on methods for more details.

TABLE 12.2 90–90–90 country scorecard, Asia and the Pacific, 2018

	First 90: percentage of people living with HIV who know their HIV status			Second 90: percentage of people living with HIV who know their status and who are on treatment			Third 90: percentage of people living with HIV on treatment who have suppressed viral loads			Viral load suppression: percentage of people living with HIV who are virally suppressed		
	All ages	Women (15 years and older)	Men (15 years and older)	All ages	Women (15 years and older)	Men (15 years and older)	All ages	Women (15 years and older)	Men (15 years and older)	All ages	Women (15 years and older)	Men (15 years and older)
Asia and the Pacific	69	74	66	78	81	76	91	92	91	49	55	46
Afghanistan	38	32	40	34	38	32						
Australia							95	>95	95	79	81	78
Bangladesh	37	35	37	60	60	61						
Bhutan	47	73	35	79	78	75						
Brunei Darussalam				93	>95	91	59	57	59			
Cambodia	82	82	80	>95	>95	>95	95	>95	>95	78	79	76
China				83	86	83	94	94	94			
Cook Islands												
Democratic People's Republic of Korea												
Fiji												
India												
Indonesia	51			33								
Japan												
Kiribati				>95	>95	>95						
Lao People's Democratic Republic	85			64			87	92	82	47	52	44
Malaysia	86	75	89	55	95	48						
Maldives												
Marshall Islands												
Micronesia (Federated States of)												
Mongolia	38	39	38	86	77	89	79	91	77	26	27	26
Myanmar							92	92	92	65	75	58
Nauru												
Nepal	71	71	70	79	93	68						
New Zealand												
Niue												
Pakistan	14	8	16	69	83	66						
Palau												
Papua New Guinea	87	91	87	75	77	70						
Philippines	76	78	77	57	28	59						
Republic of Korea												
Samoa				>95	>95	>95	31	33	38			
Singapore												
Solomon Islands				>95	>95	>95	77	78	75			
Sri Lanka							84	87	83	38	39	37
Thailand	94	94	94	80	82	78	>95	>95	>95	73	75	71
Timor-Leste												
Tonga												
Tuvalu												
Vanuatu												
Viet Nam												

90–90–90: ■ 90% and above ■ 85–89% ■ 70–84% ■ 50–69% ■ Less than 50%

Viral load suppression: ■ 73% and above ■ 65–72% ■ 40–64% ■ 25–39% ■ Less than 25%

Source: UNAIDS special analysis, 2019.

FIGURE 12.10 Viral load suppression among adults (aged 15 years and older) living with HIV, by sex, Asia and the Pacific, 2018

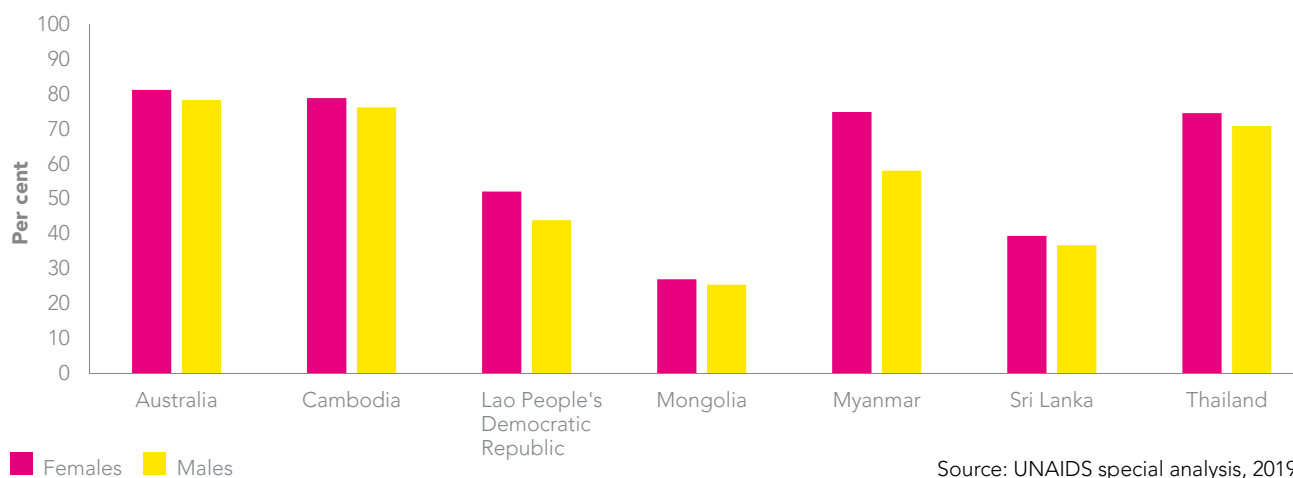
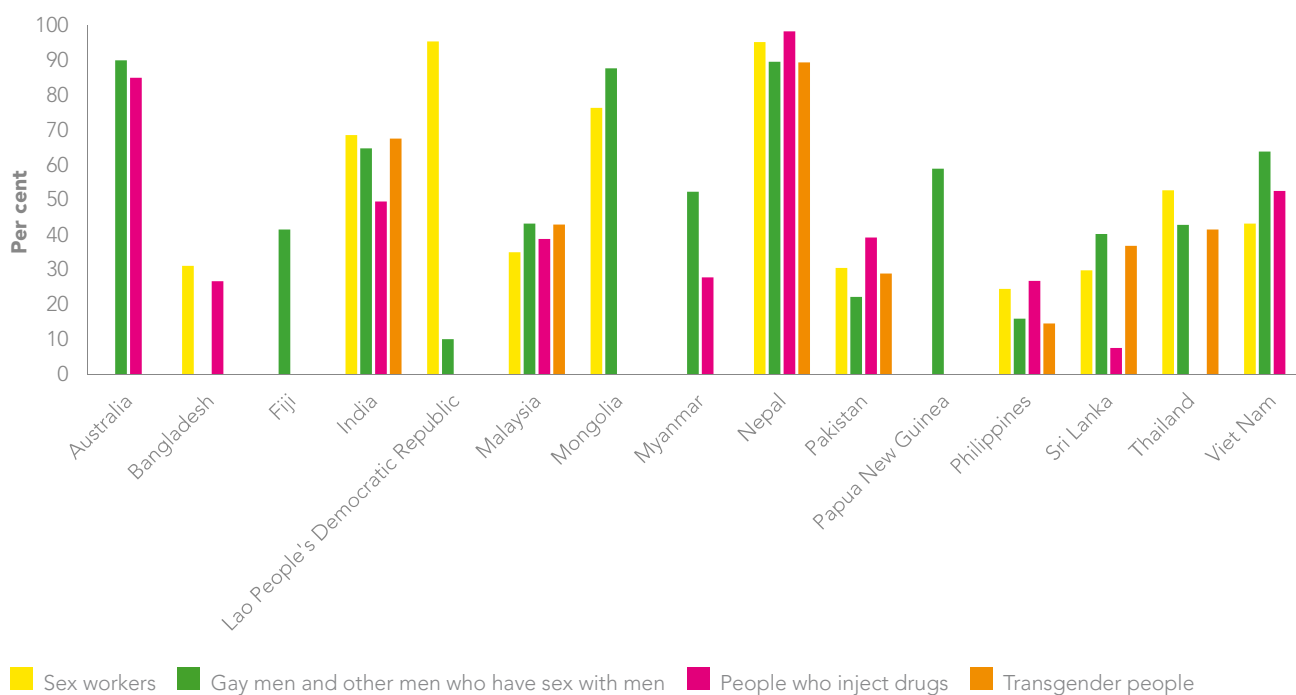


FIGURE 12.11 Knowledge of status among key populations, Asia and the Pacific, 2016–2018



Note: Data shown come from surveys, which are typically conducted in areas with high prevalence and needs and may not be nationally representative.

Source: Global AIDS Monitoring, 2016–2018.

A COMBINATION APPROACH TO PREVENTION

Given the strong evidence that people with an undetectable HIV viral load cannot transmit the virus to others, it is crucial that all people living with HIV have access to treatment as soon as they are diagnosed, and that they are able to achieve viral load suppression. In 2018, only about half of people living with HIV in Asia and the Pacific were virally suppressed.

Similarly, access to multiple HIV prevention services ranged from poor (less than 50%) to almost non-existent in eight of the 12 countries reporting these data for 2018 (Figure 12.12). Coverage of HIV prevention services for sex workers and transgender people were especially varied among countries in the region.

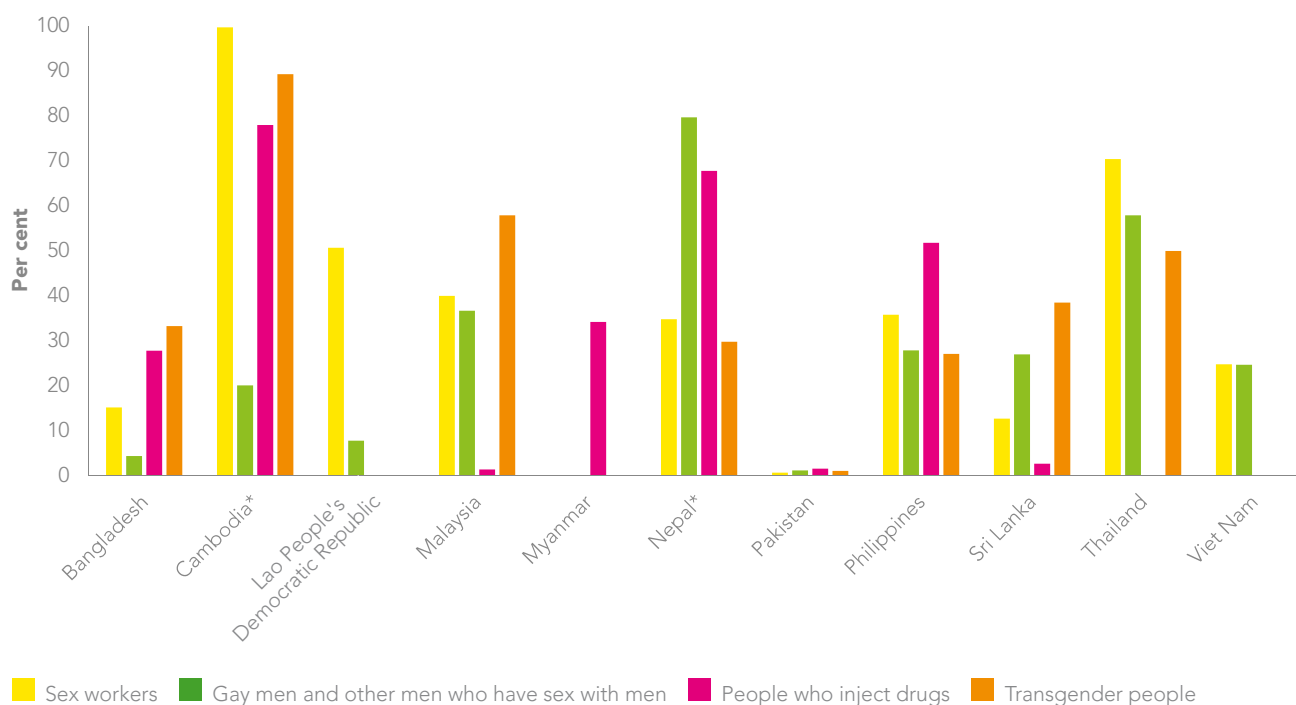
Although improving, HIV-related data for transgender people remain limited and provide only a sketchy picture of access to prevention coverage for this highly stigmatized and marginalized key population. Available

data from 2015 to 2018 contrast high coverage of HIV prevention services in Cambodia with almost non-existent coverage in Pakistan. Coverage of testing for sexually transmitted infections (STIs) was low in all countries that reported data (Figure 12.13).

PrEP is a highly effective additional prevention choice for people who are at substantial risk of HIV infection. It is becoming increasingly available to gay men and other men who have sex with men in Asia and the Pacific, albeit still on a very limited scale. This includes countries such as Malaysia and the Philippines, where a majority of new infections are within this key population (Figure 12.14).

Access to harm reduction services remains very uneven in a region marked by hostile and highly punitive approaches to drug use. In the Philippines, for example, extrajudicial killings of people who use drugs and

FIGURE 12.12 Percentage of key populations who reported receiving at least two prevention services in the past three months, Asia and the Pacific, 2016–2018



Note 1: The use of an asterisk (*) indicates that data for marked countries come from programme data (which tend to show higher values due to the use as a denominator of the number of key population members that are linked to the programme) and not from a survey.

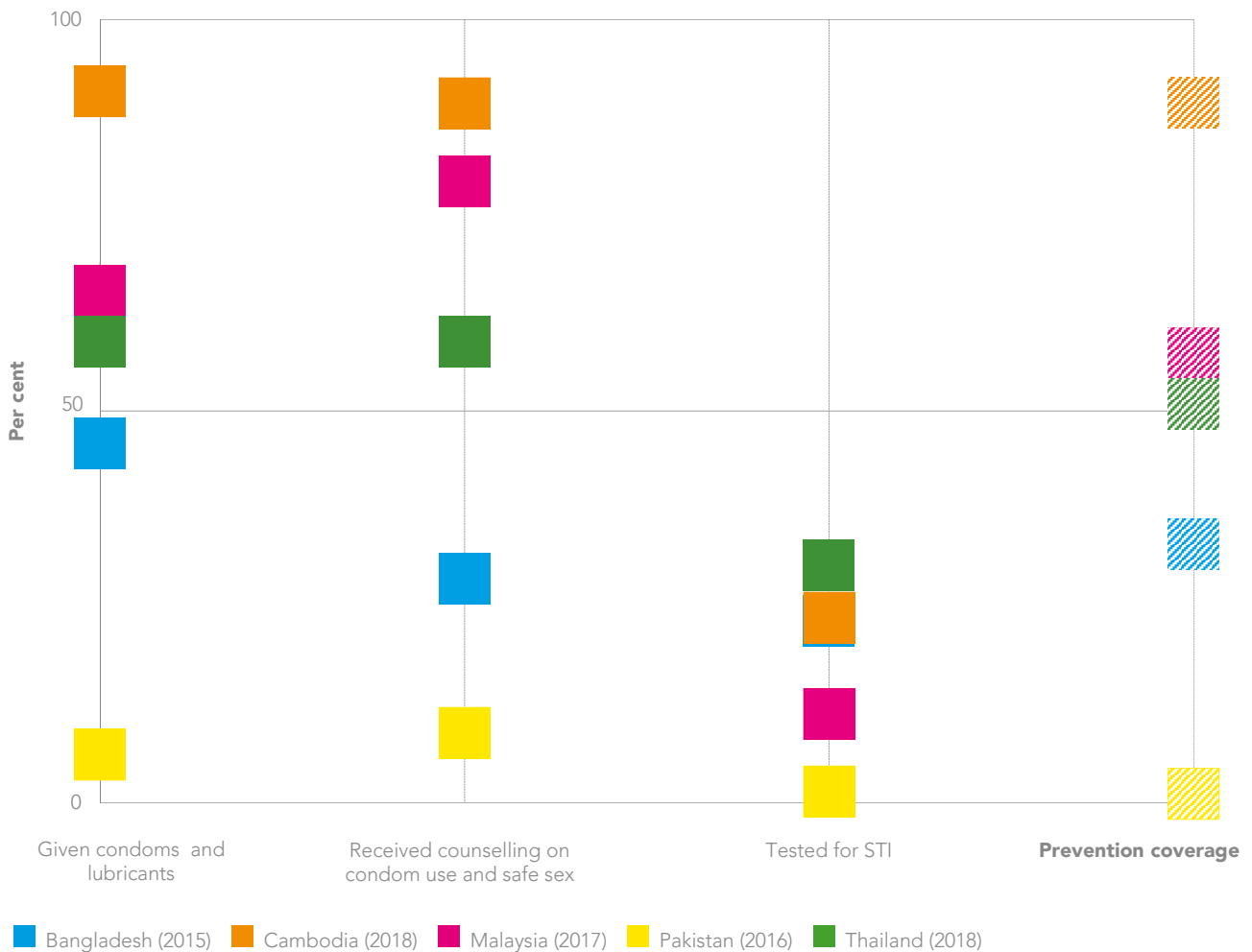
Note 2: Possible prevention services received among sex workers, gay men and other men who have sex with men and transgender people: condoms and lubricant, counselling on condom use and safe sex, and testing of STIs. Possible prevention services received among people who inject drugs: condoms and lubricant, counselling on condom use and safe sex, and clean needles or syringes.

Source: Global AIDS Monitoring, 2016–2018.

the closure of harm reduction programmes prevent people from accessing essential health services and impede progress toward reducing new HIV infections. In contrast, Cambodia and India have achieved high coverage of needle–syringe services (>200 needles and syringes per person who injects drugs per year) and moderate coverage of opioid substitution therapy services (coverage of 20–40%) (Figure 12.15). Despite this, needle–syringe programme coverage is extremely limited in Indonesia and Thailand, and opioid substitution therapy was either unavailable or rare in a number of countries, including Bangladesh, Pakistan, the Philippines and Thailand. ■

ACCESS TO HARM REDUCTION SERVICES REMAINS VERY UNEVEN IN A REGION MARKED BY HOSTILE AND HIGHLY PUNITIVE APPROACHES TO DRUG USE.

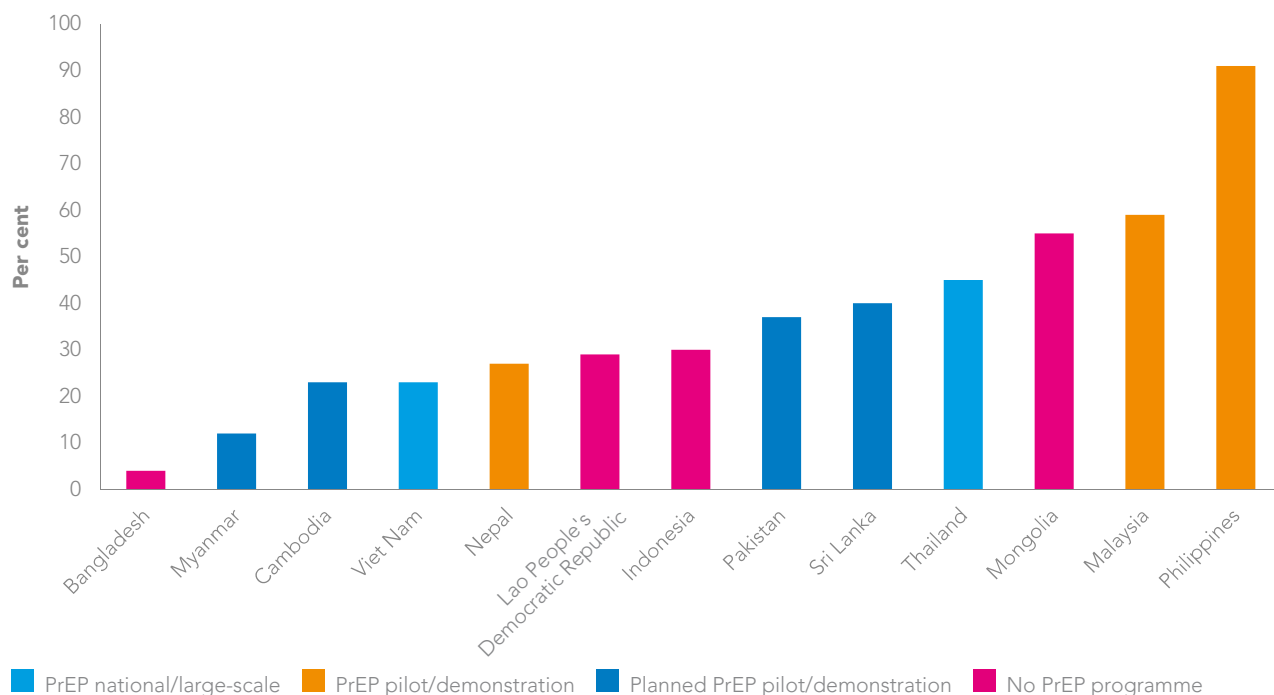
FIGURE 12.13 Prevention coverage among transgender people, selected countries with available data, Asia and the Pacific, 2015–2018



Note: Prevention coverage is measured as a percentage of people in a key population reporting having received a combined set of HIV prevention interventions (at least two out of three services: given condoms and lubricants; received counselling on condom use and safe sex; and tested for STI) in the past three months.

Source: Prepared by www.aidsdatahub.org, based on 2018 and 2019 Global AIDS Monitoring.

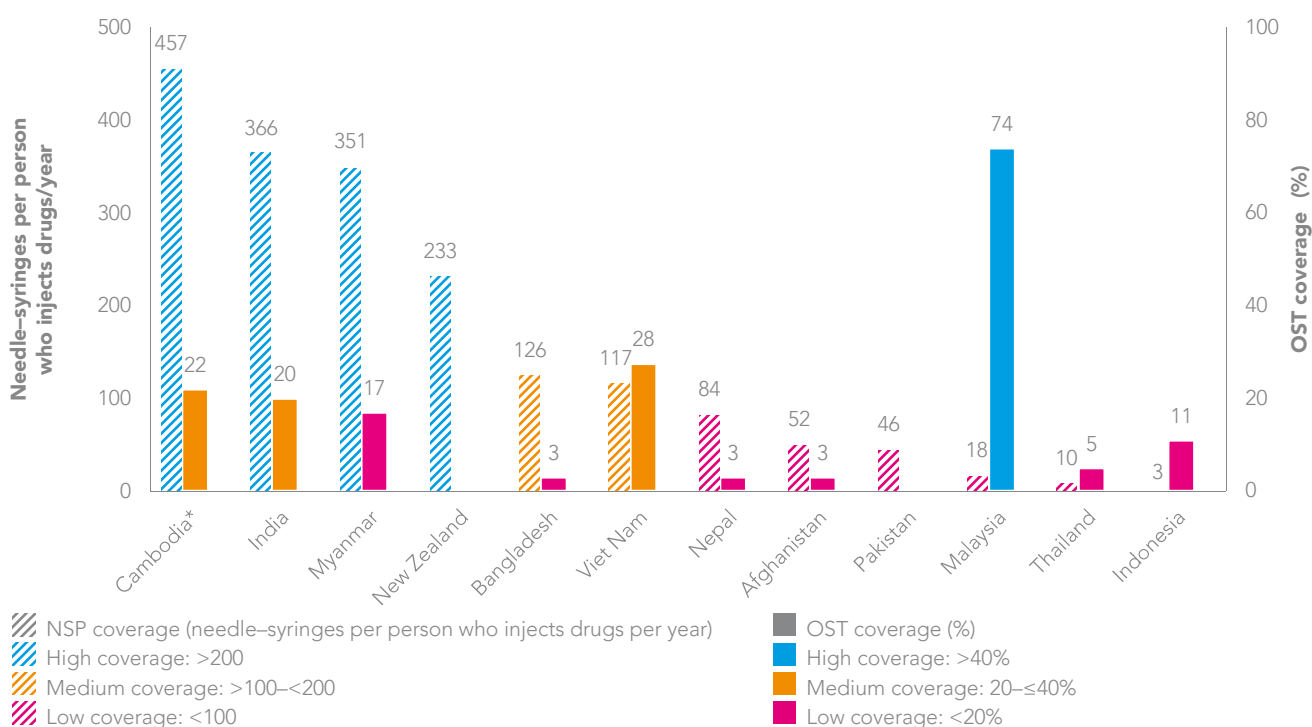
FIGURE 12.14 Percentage of total adult HIV infections that are among gay men and other men who have sex with men, availability of PrEP, selected countries, Asia and the Pacific, 2018



Note: Data do not include drug registration and private sector availability. Antiretroviral medicines registered for use as PrEP are available in the private sector in several countries, including Malaysia, the Philippines, Thailand and Viet Nam. China and India are not included in the above graph since disaggregated new HIV infection data for gay men and other men who have sex with men are not available. India has completed a PrEP demonstration project, and China has a current demonstration project.

Source: Prepared by www.aidsdatahub.org based on country-submitted AEM-Spectrum HIV estimates files and information from national programmes.

FIGURE 12.15 Needle and syringe programme (NSP) and opioid substitution therapy (OST) coverage among people who inject drugs, selected countries with available data, Asia and the Pacific, 2018



*2016 data for OST coverage

Source: Prepared by www.aidsdatahub.org, based on 2019 Global AIDS Monitoring.

CONFRONTING STIGMA AND DISCRIMINATION

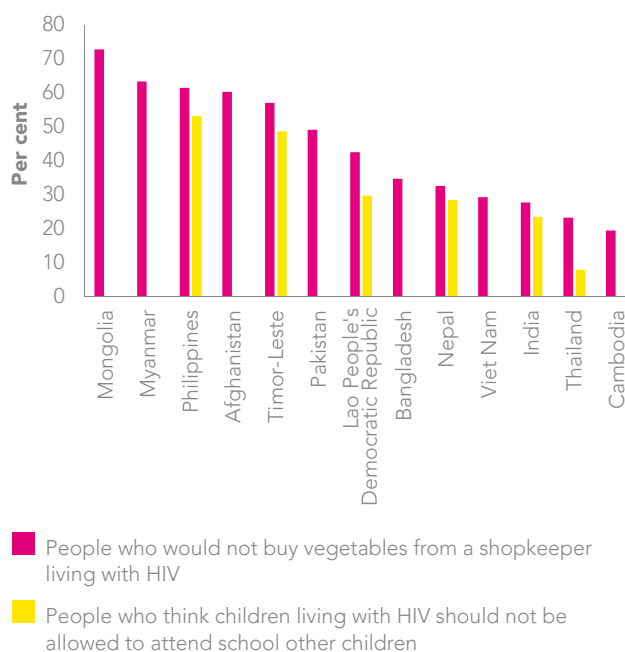
Stigma and discrimination continues to be a major impediment to HIV prevention, treatment and other health-related services in Asia and the Pacific. According to population-based surveys from 13 countries, at least 40% of people in seven of those countries said they would not buy vegetables from a vendor who was living with HIV. In five of six countries that reported data, more than 20% of people felt that children living with HIV should not be allowed to go to school with other children (Figure 12.16).

Thailand is one of the few countries in the region where concerted efforts, guided by strong national policies, are underway to reduce stigma and discrimination in the HIV response. Results from two rounds of surveys in Thailand (in 2014–2015 and 2017) indicate there has been progress made in reducing the HIV-related stigma and discrimination that is experienced by people living with HIV in health-care settings (Figure 12.18). Nonetheless, one out of 10 people living with HIV surveyed in 2017 reported experiencing stigma and discrimination in health-care settings, and one in three said they avoided attending a health facility due to internalized stigma (4).

Intimate partner violence, which can increase the risk of acquiring HIV among women and discourage their use of HIV and other health services, remains a challenge in Asia and the Pacific. In five of the 11 countries with relatively recent survey data, more than 20% of women said their husbands or male partners had physically and/or sexually assaulted them in the previous 12 months (Figure 12.17) (5). ■

THAILAND IS ONE OF THE FEW COUNTRIES IN THE REGION WHERE CONCERTED EFFORTS, GUIDED BY STRONG NATIONAL POLICIES, ARE UNDERWAY TO REDUCE STIGMA AND DISCRIMINATION IN THE HIV RESPONSE.

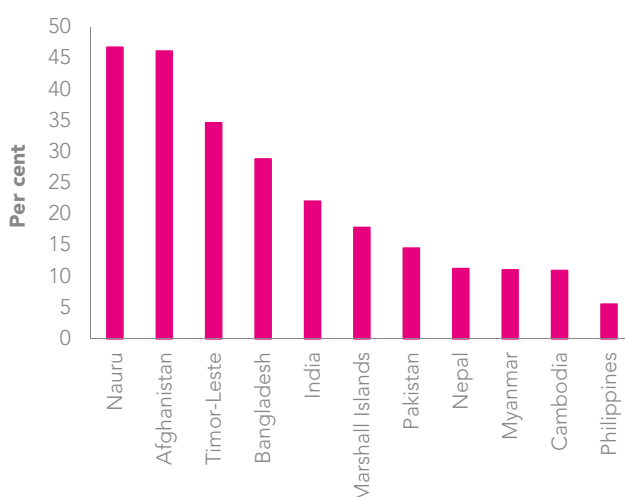
FIGURE 12.16 Percentage of men and women aged 15–49 years with discriminatory attitudes towards people living with HIV, Asia and the Pacific, 2013–2017



Note: Data for Bangladesh, the Philippines and Viet Nam are for female respondents only.

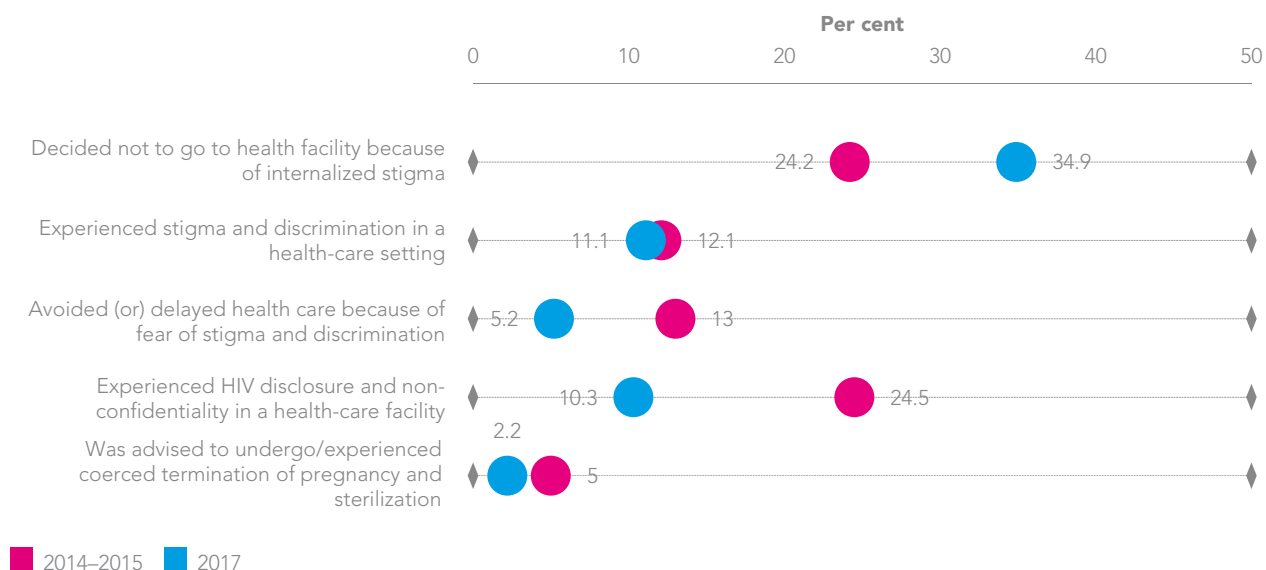
Source: Population-based surveys, 2013–2017, countries with available data.

FIGURE 12.17 Percentage of ever-married or partnered women aged 15–49 years who experienced physical and/or sexual violence by an intimate partner in the past 12 months, Asia and the Pacific, most recent data, 2014–2018



Source: Population-based surveys, 2014–2018.

FIGURE 12.18 Stigma and discrimination in health-care settings experienced by people living with HIV in the past 12 months, Thailand, 2014–2015 and 2017



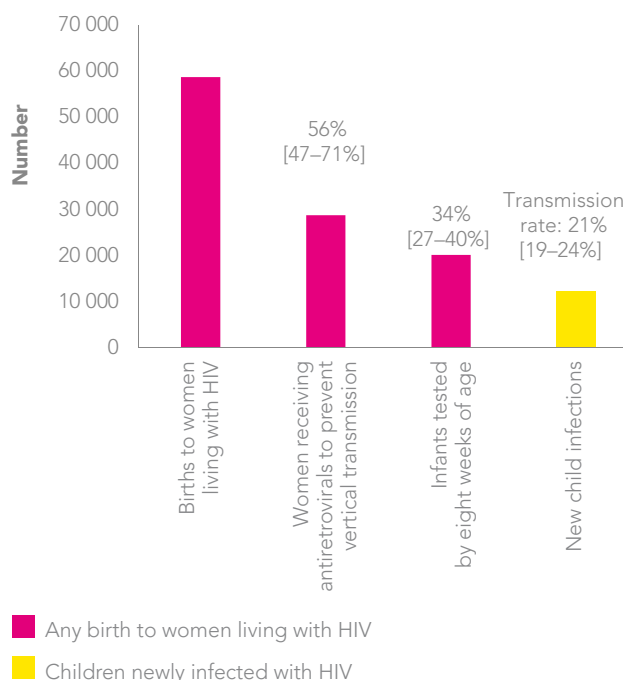
Source: Stigma and discrimination among health care providers and people living with HIV in health care settings in Thailand: comparison of findings from 2014–2015 and 2017. Bangkok: Ministry of Public Health [Thailand]; Oct 2018.

ELIMINATING MOTHER-TO-CHILD TRANSMISSION

In October 2018, Malaysia became the second country in the region to be certified as having eliminated mother-to-child transmission of both HIV and syphilis (following Thailand’s certification in 2016) (3). In the region as a whole, coverage of programmes to prevent mother-to-child transmission has more than doubled since 2010, but there is wide variation between countries. An estimated 56% [47–71%] of HIV-positive pregnant women were receiving effective antiretroviral regimens in 2018 (Figure 12.19). Consequently, the regional rate of mother-to-child transmission of HIV was 21% [19–24%], which means that approximately 12 000 [9800–18 000] children (aged 0–14 years) acquired HIV in 2018.

Coverage of early infant diagnosis is similarly uneven, ranging from more than 90% in Malaysia, Singapore and Thailand to extremely low levels in Afghanistan, Indonesia, Pakistan and the Philippines. In the region as a whole, an estimated 34% [27–40%] of children exposed to HIV received early infant diagnosis. ■

FIGURE 12.19 Cascade of services for preventing vertical transmission, numbers of new HIV infections and transmission rate, Asia and the Pacific, 2018



Source: UNAIDS 2019 estimates; 2019 Global AIDS Monitoring.

INVESTING TO END AN EPIDEMIC

There has been a modest but steady increase in resources available for the HIV response in Asia and the Pacific since 2010.² A doubling of domestic resources for HIV programmes between 2010 and 2018, from US\$ 1.4 billion to US\$ 2.8 billion, was largely responsible for a 32% total increase in resources (to US\$ 3.5 billion) available for HIV responses (Figure 12.20).

The domestic share of HIV funding grew from 53% in 2010 to 81% in 2018. China, India, Malaysia and Thailand now fund their national HIV responses almost entirely from domestic resources. Indonesia more than doubled its domestic resources for HIV compared to 2010 levels, but the current investment in the country remains significantly below the funding needed.

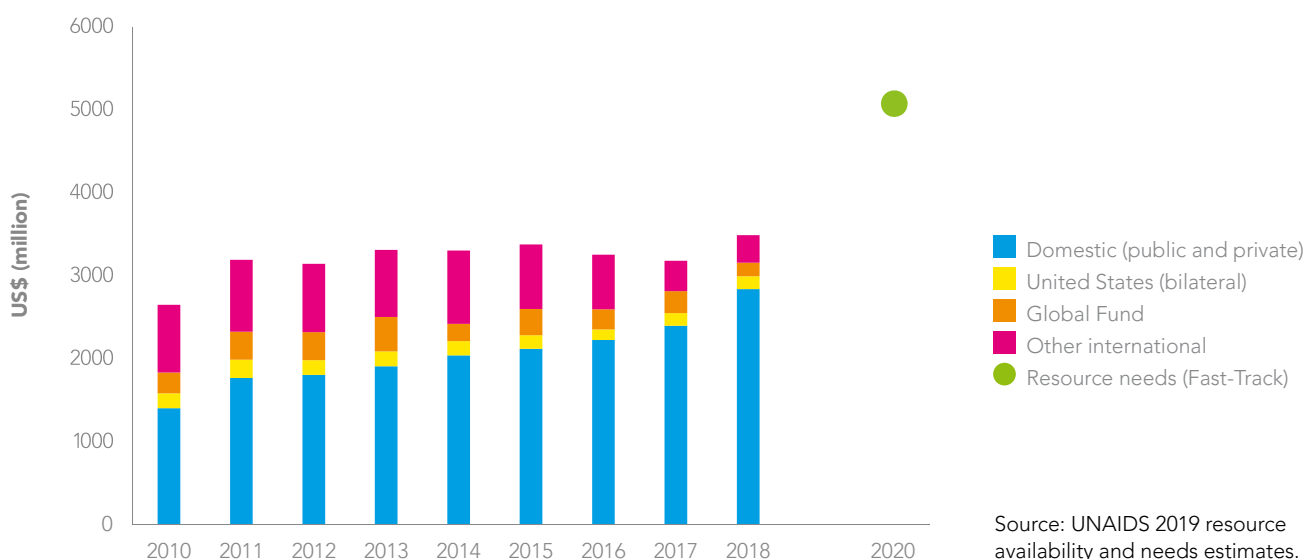
International contributions diminished by 48% between 2010 and 2018. Bilateral disbursements from the Government of the United States of America

decreased by 14%, resources from the Global Fund to Fight AIDS, Tuberculosis and Malaria (the Global Fund) declined by 35% and all other international resources were reduced by 59%.³

The change in resource availability between 2017 and 2018 showed an increase of 10% (in constant 2016 US dollars). Domestic resources increased by 18% and United States bilateral resources increased by 2%, while the Global Fund's resources in the region decreased by 38%. All other international channels decreased by 10%.

Total resource availability fell short of the estimated US\$ 5 billion needed to reach the 2020 Fast-Track Targets. Bridging that gap requires an increase of about 40% in HIV resources by 2020, and programme effectiveness and improved efficiencies are needed in several countries in the region. ■

FIGURE 12.20 HIV resource availability, by source, Asia and the Pacific, 2010–2018, and projected resource needs by 2020



² Details on the revised UNAIDS estimates for resource availability in low- and middle-income countries can be found in the Investing to End an Epidemic chapter.

³ The Global Fund disbursements to countries decreased by 20% in 2018 because most funding grants ended in 2017, hence the changes in the level of disbursements.

REFERENCES

1. Xu J, Yu H, Tang W, Leuba SI, Zhang J, Zhang J et al. The effect of using geosocial networking apps on the HIV incidence rate among men who have sex with men: eighteen-month prospective cohort study in Shenyang, China. *J Med Internet Res*. 2018;20(12):e11303.
2. Case Study Philippines The Pact, Uproot and ACT!2030 Philippines.
3. Malaysia eliminates mother-to-child transmission of HIV and syphilis. In: who.int [Internet]. 8 October 2018. Geneva: World Health Organization; c2019 (<https://www.who.int/reproductivehealth/congenital-syphilis/emtct-validation-malaysia/en/>, accessed 17 July 2019).
4. Stigma and discrimination among health-care providers and people living with HIV in health-care settings in Thailand: comparison of findings from 2014–2015 and 2017. Bangkok: Ministry of Public Health [Thailand]; October 2018.
5. Various population-based surveys, 2014–2018.

EPIDEMIC ESTIMATES

	2010	2015	2018
New HIV infections			
New HIV infections (all ages)	560 [<500–850]	740 [<500–1200]	840 [<500–1600]
New HIV infections (0–14)	<100 [<100– <100]	<100 [<100– <200]	<100 [<100– <200]
New HIV infections (women, 15+)	<200 [<100– <500]	<200 [<100– <500]	<500 [<100– <500]
New HIV infections (men, 15+)	<500 [<500–560]	<500 [<500–810]	560 [<500–1000]
HIV incidence per 1000 population	0.02 [0.01–0.03]	0.02 [0.01–0.04]	0.02 [0.01–0.04]
AIDS-related deaths			
AIDS-related deaths (all ages)	<500 [<200– <500]	<500 [<200–500]	<500 [<200–610]
AIDS-related deaths (0–14)	<100 [<100– <100]	<100 [<100– <100]	<100 [<100– <100]
AIDS-related deaths (women, 15+)	<100 [<100– <100]	<100 [<100– <200]	<100 [<100– <200]
AIDS-related deaths (men, 15+)	<200 [<100– <500]	<200 [<100– <500]	<500 [<200– <500]
People living with HIV			
People living with HIV (all ages)	4200 [2500–6200]	6000 [3600–8900]	7200 [4100–11 000]
People living with HIV (0–14)	<500 [<200– <500]	<500 [<200– <500]	<500 [<500–530]
People living with HIV (women, 15+)	1200 [690–1700]	1600 [950–2400]	2000 [1100–3100]
People living with HIV (men, 15+)	2800 [1700–4100]	4000 [2400–6100]	4900 [2700–7900]
HIV prevalence (15–49)	<0.1 [<0.1– <0.1]	<0.1 [<0.1– <0.1]	<0.1 [<0.1– <0.1]

LAWS AND POLICIES

Laws criminalizing the transmission of, non-disclosure of or exposure to HIV transmission	No
Criminalization of sex work among consenting adults	Any criminalization or punitive regulation of sex work
Criminalization of same-sex sexual acts	Yes, death penalty
Drug use or possession for personal use is an offence	The law allows possession of a certain amount of drugs
Criminalization of transgender people	Neither criminalized nor prosecuted
Laws or policies restricting the entry, stay and residence of people living with HIV	No
Parental consent for adolescents to access HIV testing	No
Spousal consent for married women to access sexual and reproductive health services	...
Mandatory HIV testing for marriage, work or residence permits or for certain groups	No

STIGMA AND DISCRIMINATION

Percentage of women and men aged 15–49 years who report discriminatory attitudes towards people living with HIV	2015 60.2
Percentage of people living with HIV denied health services because of their HIV status in the last 12 months	
Percentage of people living with HIV who reported a health-care professional told others about their HIV status without their consent	

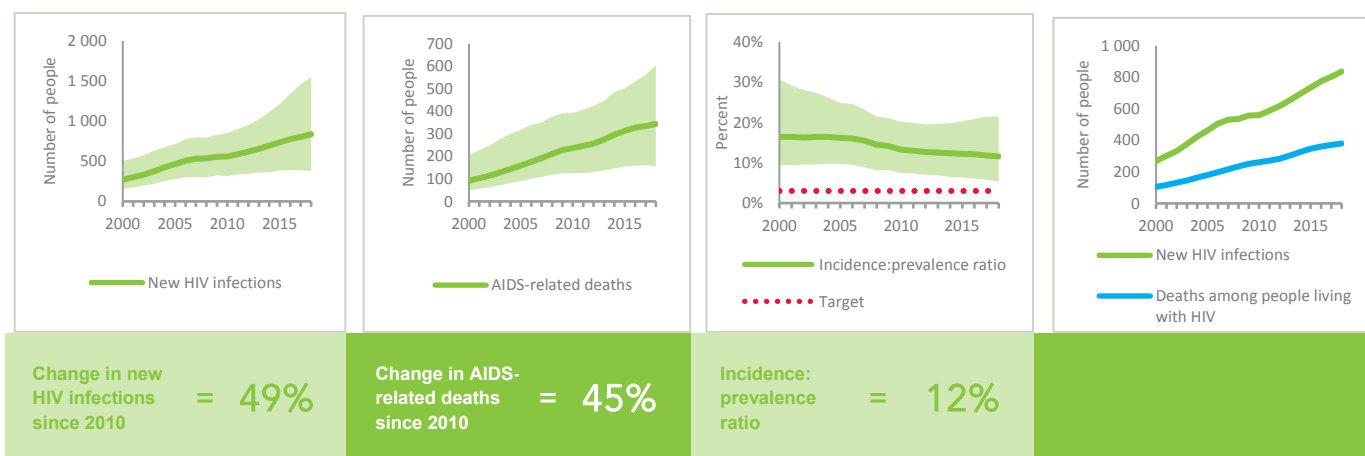
VIOLENCE

Proportion of ever-married or partnered women aged 15–49 years who experienced physical or sexual violence from a male intimate partner in the past 12 months	2015 46.1
---	---------------------

EXPENDITURES

	Financing sources					Total
	Domestic private	Domestic public	International: PEPFAR	International: Global Fund	International: all others	
Last available report: 2018	...	\$140 861	...	\$9 936 908	\$124	\$10 077 893

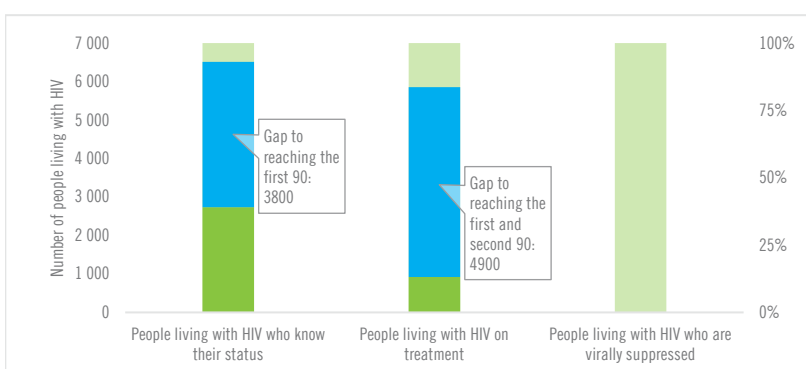
EPIDEMIC TRANSITION METRICS



KEY POPULATIONS

	Sex workers	Gay men and other men who have sex with men	People who inject drugs	Transgender people	Prisoners
Estimated size of population
HIV prevalence
Know their HIV status
Antiretroviral therapy coverage
Condom use
Coverage of HIV prevention programmes
Avoidance of health care because of stigma and discrimination
Expenditures (2017)	\$2205	\$1985	\$8306		

HIV TESTING AND TREATMENT CASCADE



	2010	2018
All ages	38% [21–60%] 920	13% [7–20%] 60
Children (0–14)	45% [26–67%]	17% [10–26%]
Women (15+)	32% [18–49%] 250	12% [7–19%]
Men (15+)	40% [22–65%] 620	13% [7–21%]

ELIMINATION OF MOTHER-TO-CHILD TRANSMISSION

	2010	2018
Percentage of pregnant women living with HIV accessing antiretroviral medicines	2% [1–3%]	11% [7–18%]
Early infant diagnosis	...% [...–...%]	1.2% [<1–2.1%]

HIV COMORBIDITIES

Estimated number of incident tuberculosis cases among people living with HIV (2017)	210 [140–300]
People living with HIV who started TB preventive therapy (2017)	4.2%
Cervical cancer screening of women living with HIV	...
People coinfecting with HIV and hepatitis B virus receiving combined treatment (2018)	2.17%
People coinfecting with HIV and hepatitis C virus starting hepatitis C treatment	...

HIV PREVENTION

Adults aged 15+ years with unsuppressed viral load	...
Knowledge of HIV prevention among young people aged 15–24 years (2015)	
— Women	1%
— Men	6.3%
Condom use at last sex with a non-marital, non-cohabiting partner	
— Women	...
— Men	...
Women aged 15–49 years who have their demand for family planning satisfied by modern methods (2015)	42.2%
Men aged 15–49 years who are circumcised (2015)	Not applicable
Voluntary medical male circumcisions performed according to national standards	Not applicable
People who received PrEP at least once during the reporting period	...
Harm reduction	
— Use of sterile injecting equipment at last injection	...
— Needles and syringes distributed per person who injects (2018)	52
— Coverage of opioid substitution therapy (2018)	3.2%
— Naloxone available (2019)	Yes
— Safe injection rooms available (2019)	No

EPIDEMIC ESTIMATES

	2010	2015	2018
New HIV infections			
New HIV infections (all ages)	960 [770–1100]	1000 [810–1200]	1000 [840–1200]
New HIV infections (0–14)	<100 [<100– <100]	<100 [<100– <100]	<100 [<100– <100]
New HIV infections (women, 15+)	<200 [<100– <200]	<200 [<200– <200]	<200 [<200– <200]
New HIV infections (men, 15+)	860 [670–1000]	880 [680–1000]	890 [680–1000]
HIV incidence per 1000 population	0.04 [0.04–0.05]	0.04 [0.03–0.05]	0.04 [0.03–0.05]
AIDS-related deaths			
AIDS-related deaths (all ages)	<500 [<200– <500]	<200 [<200– <500]	<200 [<200– <500]
AIDS-related deaths (0–14)	<100 [<100– <100]	<100 [<100– <100]	<100 [<100– <100]
AIDS-related deaths (women, 15+)	<100 [<100– <100]	<100 [<100– <100]	<100 [<100– <100]
AIDS-related deaths (men, 15+)	<200 [<200– <500]	<200 [<100– <200]	<200 [<100– <200]
People living with HIV			
People living with HIV (all ages)	21 000 [17 000–23 000]	25 000 [21 000–28 000]	28 000 [23 000–31 000]
People living with HIV (0–14)	<100 [<100– <100]	<100 [<100– <100]	<100 [<100– <100]
People living with HIV (women, 15+)	2300 [2000–2500]	2900 [2500–3200]	3300 [2900–3700]
People living with HIV (men, 15+)	18 000 [15 000–21 000]	22 000 [18 000–25 000]	24 000 [20 000–28 000]
HIV prevalence (15–49)	0.1 [<0.1–0.1]	0.1 [0.1–0.1]	0.1 [0.1–0.1]

LAWS AND POLICIES

Laws criminalizing the transmission of, non-disclosure of or exposure to HIV transmission	...
Criminalization of sex work among consenting adults	...
Criminalization of same-sex sexual acts	Laws penalizing same-sex sexual acts have been decriminalized or never existed
Drug use or possession for personal use is an offence	...
Criminalization of transgender people	...
Laws or policies restricting the entry, stay and residence of people living with HIV	Yes
Parental consent for adolescents to access HIV testing	...
Spousal consent for married women to access sexual and reproductive health services	...
Mandatory HIV testing for marriage, work or residence permits or for certain groups	...

STIGMA AND DISCRIMINATION

Percentage of women and men aged 15–49 years who report discriminatory attitudes towards people living with HIV

Percentage of people living with HIV denied health services because of their HIV status in the last 12 months

Percentage of people living with HIV who reported a health-care professional told others about their HIV status without their consent

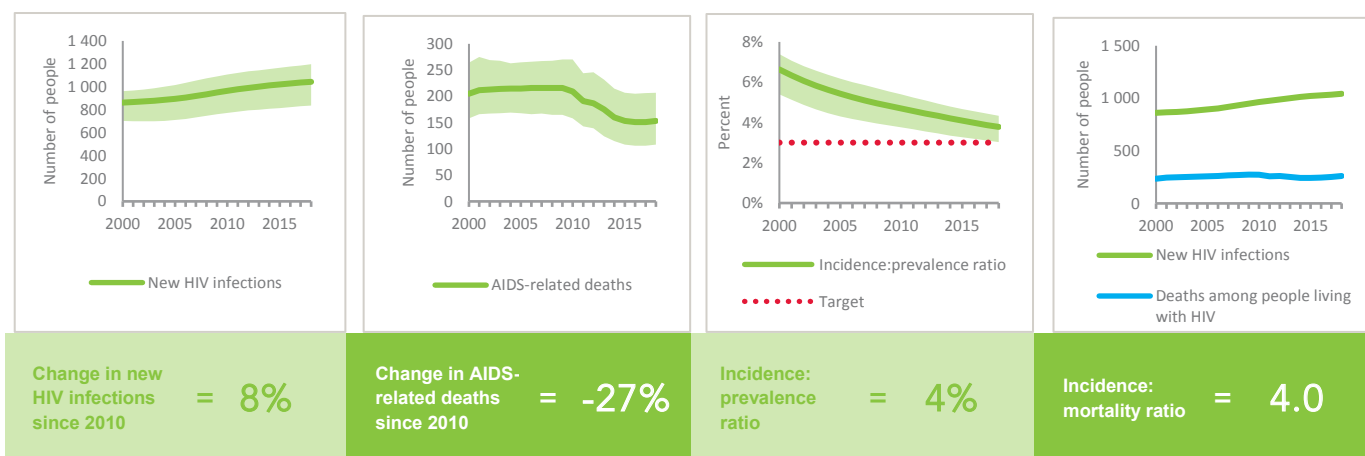
VIOLENCE

Proportion of ever-married or partnered women aged 15–49 years who experienced physical or sexual violence from a male intimate partner in the past 12 months

EXPENDITURES

	Financing sources					Total
	Domestic private	Domestic public	International: PEPFAR	International: Global Fund	International: all others	
Last available report: 2006	...	\$101 415 112	\$101 415 112

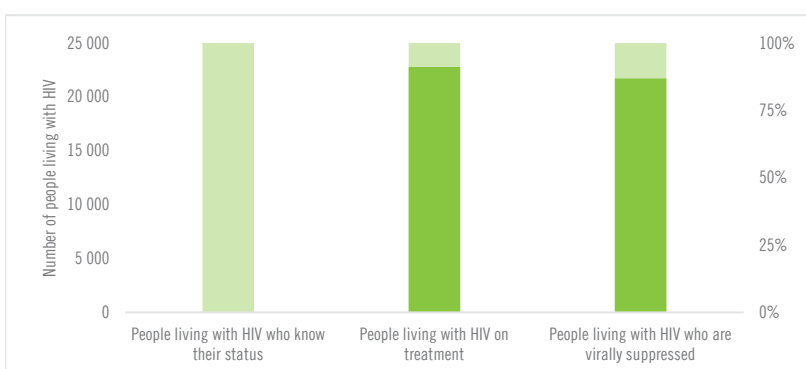
EPIDEMIC TRANSITION METRICS



KEY POPULATIONS

	Sex workers	Gay men and other men who have sex with men	People who inject drugs	Transgender people	Prisoners
Estimated size of population
HIV prevalence	0.0%	18.3%	1.7%	...	1.0%
Know their HIV status	...	90.0%	85.0%
Antiretroviral therapy coverage	...	78.0%
Condom use
Coverage of HIV prevention programmes
Avoidance of health care because of stigma and discrimination
Expenditures (0)

HIV TESTING AND TREATMENT CASCADE



	2010	2018
Percentage of pregnant women living with HIV accessing antiretroviral medicines	...% [...-...%]	...% [...-...%]
Early infant diagnosis	...% [...-...%]	...% [...-...%]

ELIMINATION OF MOTHER-TO-CHILD TRANSMISSION

	2010	2018
Percentage of pregnant women living with HIV accessing antiretroviral medicines	...% [...-...%]	...% [...-...%]
Early infant diagnosis	...% [...-...%]	...% [...-...%]

HIV COMORBIDITIES

Estimated number of incident tuberculosis cases among people living with HIV (2017)	35 [30-41]
People living with HIV who started TB preventive therapy (2017)	...
Cervical cancer screening of women living with HIV	...
People coinfectd with HIV and hepatitis B virus receiving combined treatment	...
People coinfectd with HIV and hepatitis C virus starting hepatitis C treatment	...

HIV PREVENTION

Adults aged 15+ years with unsuppressed viral load	<0.1%
Knowledge of HIV prevention among young people aged 15-24 years	...
— Women	...
— Men	...
Condom use at last sex with a non-marital, non-cohabiting partner	...
— Women	...
— Men	...
Women aged 15-49 years who have their demand for family planning satisfied by modern methods	...
Men aged 15-49 years who are circumcised	Not applicable
Voluntary medical male circumcisions performed according to national standards	Not applicable
People who received PrEP at least once during the reporting period	...
Harm reduction	...
— Use of sterile injecting equipment at last injection (2016)	74%
— Needles and syringes distributed per person who injects (2016)	62%
— Coverage of opioid substitution therapy (2016)	36%
— Naloxone available (2019)	...
— Safe injection rooms available (2019)	...

EPIDEMIC ESTIMATES

	2010	2015	2018
New HIV infections			
New HIV infections (all ages)	1000 [900–1200]	1400 [1200–1500]	1600 [1400–1800]
New HIV infections (0–14)	<100 [<100– <100]	<100 [<100– <100]	<100 [<100– <100]
New HIV infections (women, 15+)	<500 [<500– <500]	<500 [<500– <500]	<500 [<500–560]
New HIV infections (men, 15+)	580 [510–660]	870 [770–970]	1000 [930–1200]
HIV incidence per 1000 population	0.01 [<0.01– <0.01]	0.01 [<0.01– <0.01]	0.01 [<0.01–0.01]
AIDS-related deaths			
AIDS-related deaths (all ages)	<500 [<500– <500]	<500 [<500–540]	580 [<500–680]
AIDS-related deaths (0–14)	<100 [<100– <100]	<100 [<100– <100]	<100 [<100– <100]
AIDS-related deaths (women, 15+)	<100 [<100– <100]	<200 [<200– <200]	<500 [<200– <500]
AIDS-related deaths (men, 15+)	<200 [<200– <500]	<500 [<500– <500]	<500 [<500– <500]
People living with HIV			
People living with HIV (all ages)	7700 [6600–8800]	11 000 [9800–13 000]	14 000 [12 000–16 000]
People living with HIV (0–14)	<500 [<200– <500]	<500 [<500– <500]	<500 [<500– <500]
People living with HIV (women, 15+)	2600 [2300–3000]	4000 [3500–4500]	4800 [4200–5400]
People living with HIV (men, 15+)	4800 [4200–5600]	7000 [6000–8000]	8700 [7600–9900]
HIV prevalence (15–49)	<0.1 [<0.1– <0.1]	<0.1 [<0.1– <0.1]	<0.1 [<0.1– <0.1]

LAWS AND POLICIES

Laws criminalizing the transmission of, non-disclosure of or exposure to HIV transmission	No
Criminalization of sex work among consenting adults	Any criminalization or punitive regulation of sex work
Criminalization of same-sex sexual acts	Yes, imprisonment (14 years - life)
Drug use or possession for personal use is an offence	Possession of drugs for personal use or drug use and/or consumption are specified as criminal offences
Criminalization of transgender people	Neither criminalized nor prosecuted
Laws or policies restricting the entry, stay and residence of people living with HIV	No
Parental consent for adolescents to access HIV testing	Yes, for adolescents younger than 18 years
Spousal consent for married women to access sexual and reproductive health services	No
Mandatory HIV testing for marriage, work or residence permits or for certain groups	No

STIGMA AND DISCRIMINATION

Percentage of women aged 15–49 years who report discriminatory attitudes towards people living with HIV	2013
	34.6
Percentage of people living with HIV denied health services because of their HIV status in the last 12 months	2017
	5
Percentage of people living with HIV who reported a health-care professional told others about their HIV status without their consent	2017
	5

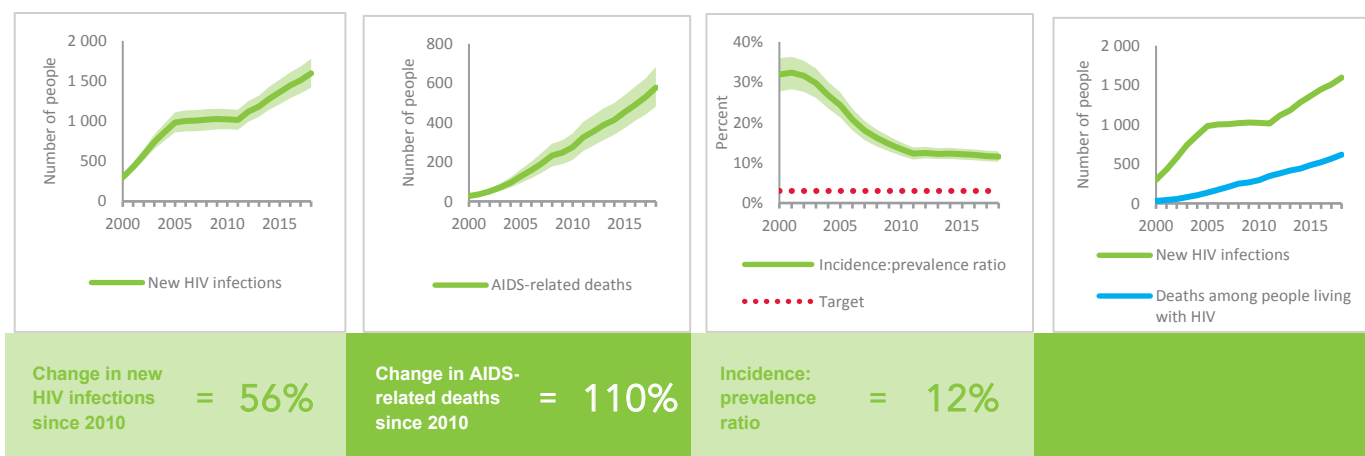
VIOLENCE

Proportion of ever-married or partnered women aged 15–49 years who experienced physical or sexual violence from a male intimate partner in the past 12 months	2007	2015
	22.4	28.8

EXPENDITURES

	Financing sources					Total
	Domestic private	Domestic public	International: PEPFAR	International: Global Fund	International: all others	
Last available report: 2018	\$754	\$6 142 305	...	\$7 717 522	\$1 210 985	\$15 071 566

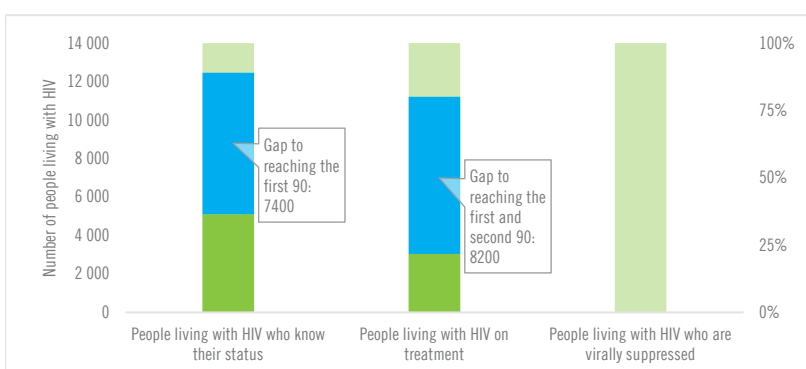
EPIDEMIC TRANSITION METRICS



KEY POPULATIONS

	Sex workers	Gay men and other men who have sex with men	People who inject drugs	Transgender people	Prisoners
Estimated size of population
HIV prevalence	0.2%	0.2%	18.1%	1.4%	...
Know their HIV status	31.2%	...	26.8%
Antiretroviral therapy coverage	30.9%
Condom use	66.7%	45.8%	34.9%	41.1%	...
Coverage of HIV prevention programmes	15.2%	4.4%	27.8%	33.3%	...
Avoidance of health care because of stigma and discrimination
Expenditures (2017)	\$1 422 071	\$2 401 213	\$1 815 204		

HIV TESTING AND TREATMENT CASCADE



	37% [32–42%]	22% [19–25%] 3000	...% [...–...%]
All ages			
Children (0–14)	71% [61–81%]	33% [28–38%] 130	...% [...–...%]
Women (15+)	35% [30–39%]	21% [18–23%] 990	...% [...–...%]
Men (15+)	37% [32–42%]	22% [20–26%] 1900	...% [...–...%]

ELIMINATION OF MOTHER-TO-CHILD TRANSMISSION

	2010	2018
Percentage of pregnant women living with HIV accessing antiretroviral medicines	18% [15–22%]	28% [24–33%]
Early infant diagnosis	2.9% [2.4–3.6%]	25.2% [21.3–29.9%]

HIV COMORBIDITIES

Estimated number of incident tuberculosis cases among people living with HIV (2017)	540 [270–910]
People living with HIV who started TB preventive therapy (2017)	...
Cervical cancer screening of women living with HIV	...
People coinfectd with HIV and hepatitis B virus receiving combined treatment	...
People coinfectd with HIV and hepatitis C virus starting hepatitis C treatment	...

HIV PREVENTION

Adults aged 15+ years with unsuppressed viral load	...
Knowledge of HIV prevention among young people aged 15–24 years (2014)	
— Women	12.7%
— Men	...
Condom use at last sex with a non-marital, non-cohabiting partner	
— Women	...
— Men	...
Women aged 15–49 years who have their demand for family planning satisfied by modern methods (2014)	72.6%
Men aged 15–49 years who are circumcised	Not applicable
Voluntary medical male circumcisions performed according to national standards	Not applicable
People who received PrEP at least once during the reporting period	...
Harm reduction	
— Use of sterile injecting equipment at last injection (2015)	83.9%
— Needles and syringes distributed per person who injects (2018)	126
— Coverage of opioid substitution therapy (2018)	3.1%
— Naloxone available (2019)	No
— Safe injection rooms available (2019)	No

EPIDEMIC ESTIMATES

	2010	2015	2018
New HIV infections			
New HIV infections (all ages)	<200 [<100– <500]	<100 [<100– <200]	<100 [<100– <500]
New HIV infections (0–14)	... [...–...]	... [...–...]	... [...–...]
New HIV infections (women, 15+)	<100 [<100– <100]	<100 [<100– <100]	<100 [<100– <100]
New HIV infections (men, 15+)	<100 [<100– <200]	<100 [<100– <200]	<100 [<100– <200]
HIV incidence per 1000 population	0.17 [0.08–0.38]	0.13 [0.05–0.28]	0.11 [0.04–0.3]
AIDS-related deaths			
AIDS-related deaths (all ages)	<100 [<100– <500]	<100 [<100– <500]	<100 [<100– <200]
AIDS-related deaths (0–14)	... [...–...]	... [...–...]	... [...–...]
AIDS-related deaths (women, 15+)	<100 [<100– <100]	<100 [<100– <100]	<100 [<100– <100]
AIDS-related deaths (men, 15+)	<100 [<100– <200]	<100 [<100– <200]	<100 [<100– <200]
People living with HIV			
People living with HIV (all ages)	1300 [590–2700]	1300 [670–2700]	1300 [700–2700]
People living with HIV (0–14)	... [...–...]	... [...–...]	... [...–...]
People living with HIV (women, 15+)	<500 [<200–670]	<500 [<200–700]	<500 [<500–750]
People living with HIV (men, 15+)	950 [<500–2000]	920 [<500–1900]	900 [<500–1900]
HIV prevalence (15–49)	0.3 [0.1–0.6]	0.3 [0.1–0.6]	0.3 [0.1–0.5]

LAWS AND POLICIES

Laws criminalizing the transmission of, non-disclosure of or exposure to HIV transmission	...
Criminalization of sex work among consenting adults	...
Criminalization of same-sex sexual acts	Yes, imprisonment (up to 14 years)
Drug use or possession for personal use is an offence	...
Criminalization of transgender people	...
Laws or policies restricting the entry, stay and residence of people living with HIV	No
Parental consent for adolescents to access HIV testing	...
Spousal consent for married women to access sexual and reproductive health services	...
Mandatory HIV testing for marriage, work or residence permits or for certain groups	...

STIGMA AND DISCRIMINATION

Percentage of women and men aged 15–49 years who report discriminatory attitudes towards people living with HIV

Percentage of people living with HIV denied health services because of their HIV status in the last 12 months

Percentage of people living with HIV who reported a health-care professional told others about their HIV status without their consent

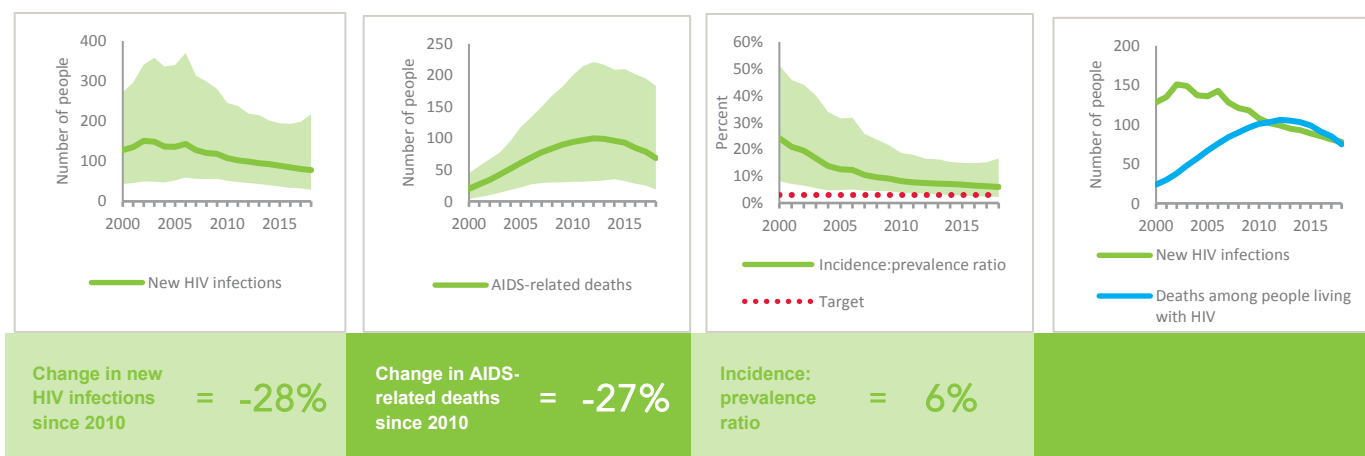
VIOLENCE

Proportion of ever-married or partnered women aged 15–49 years who experienced physical or sexual violence from a male intimate partner in the past 12 months

EXPENDITURES

	Financing sources					Total
	Domestic private	Domestic public	International: PEPFAR	International: Global Fund	International: all others	
Last available report:

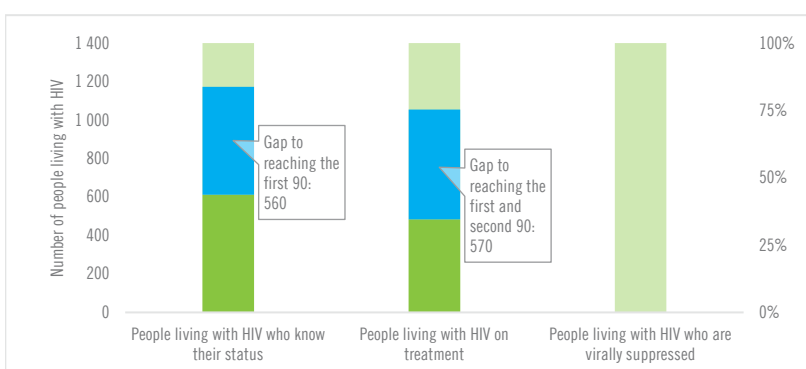
EPIDEMIC TRANSITION METRICS



KEY POPULATIONS

	Sex workers	Gay men and other men who have sex with men	People who inject drugs	Transgender people	Prisoners
Estimated size of population
HIV prevalence
Know their HIV status
Antiretroviral therapy coverage
Condom use
Coverage of HIV prevention programmes
Avoidance of health care because of stigma and discrimination
Expenditures (0)

HIV TESTING AND TREATMENT CASCADE



	47% [25- >95%]	37% [20-78%] 480	...% [...-...%]
All ages			
Children (0-14)	...% [...-...%]	...% [...-...%]% [...-...%]
Women (15+)	73% [41- >95%]	57% [32- >95%] 220	...% [...-...%]
Men (15+)	35% [18-75%]	26% [13-57%] 230	...% [...-...%]

ELIMINATION OF MOTHER-TO-CHILD TRANSMISSION

	2010	2018
Percentage of pregnant women living with HIV accessing antiretroviral medicines	...% [...-...%]	...% [...-...%]
Early infant diagnosis	...% [...-...%]	...% [...-...%]

HIV COMORBIDITIES

Estimated number of incident tuberculosis cases among people living with HIV (2017)	6 [4-9]
People living with HIV who started TB preventive therapy (2017)	...
Cervical cancer screening of women living with HIV	...
People coinfecting with HIV and hepatitis B virus receiving combined treatment	...
People coinfecting with HIV and hepatitis C virus starting hepatitis C treatment	...

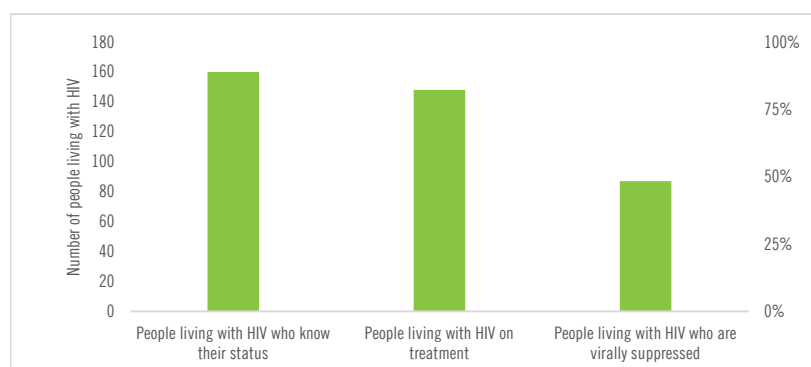
HIV PREVENTION

Adults aged 15+ years with unsuppressed viral load	...
Knowledge of HIV prevention among young people aged 15-24 years	...
— Women	...
— Men	...
Condom use at last sex with a non-marital, non-cohabiting partner	...
— Women	...
— Men	...
Women aged 15-49 years who have their demand for family planning satisfied by modern methods	...
Men aged 15-49 years who are circumcised	Not applicable
Voluntary medical male circumcisions performed according to national standards	Not applicable
People who received PrEP at least once during the reporting period	...
Harm reduction	...
— Use of sterile injecting equipment at last injection	...
— Needles and syringes distributed per person who injects	...
— Coverage of opioid substitution therapy	...
— Naloxone available (2019)	...
— Safe injection rooms available (2019)	...

KEY POPULATIONS

	Sex workers	Gay men and other men who have sex with men	People who inject drugs	Transgender people	Prisoners
Estimated size of population
HIV prevalence	0.1%
Know their HIV status
Antiretroviral therapy coverage
Condom use
Coverage of HIV prevention programmes
Avoidance of health care because of stigma and discrimination
Expenditures (0)

HIV TESTING AND TREATMENT CASCADE



	...% [...-...%]	...% [...-...%]	...% [...-...%]
All ages	...% [...-...%]	150	...% [...-...%]
Children (0–14)	...% [...-...%]	0	...% [...-...%]
Women (15+)	...% [...-...%]	20	...% [...-...%]
Men (15+)	...% [...-...%]	130	...% [...-...%]

EXPENDITURES

	Financing sources					Total
	Domestic private	Domestic public	International: PEPFAR	International: Global Fund	International: all others	
Last available report:

HIV COMORBIDITIES

Estimated number of incident tuberculosis cases among people living with HIV (2017)	2 [1–3]
People living with HIV who started TB preventive therapy (2017)	...
Cervical cancer screening of women living with HIV	...
People coinfecting with HIV and hepatitis B virus receiving combined treatment (2018)	100%
People coinfecting with HIV and hepatitis C virus starting hepatitis C treatment (2018)	0%

HIV PREVENTION

Adults aged 15+ years with unsuppressed viral load	...
Knowledge of HIV prevention among young people aged 15–24 years	...
— Women	...
— Men	...
Condom use at last sex with a non-marital, non-cohabiting partner	...
— Women	...
— Men	...
Women aged 15–49 years who have their demand for family planning satisfied by modern methods	...
Men aged 15–49 years who are circumcised	Not applicable
Voluntary medical male circumcisions performed according to national standards	Not applicable
People who received PrEP at least once during the reporting period	...
Harm reduction	...
— Use of sterile injecting equipment at last injection	...
— Needles and syringes distributed per person who injects	...
— Coverage of opioid substitution therapy	...
— Naloxone available (2019)	No
— Safe injection rooms available (2019)	No

Note: HIV epidemiological estimates were not available at the time of publication.

LAWS AND POLICIES

Laws criminalizing the transmission of, non-disclosure of or exposure to HIV transmission	...
Criminalization of sex work among consenting adults	...
Criminalization of same-sex sexual acts	Yes, imprisonment (up to 14 years)
Drug use or possession for personal use is an offence	...
Criminalization of transgender people	...
Laws or policies restricting the entry, stay and residence of people living with HIV	Yes
Parental consent for adolescents to access HIV testing	No
Spousal consent for married women to access sexual and reproductive health services	No
Mandatory HIV testing for marriage, work or residence permits or for certain groups	Yes

STIGMA AND DISCRIMINATION

Percentage of women and men aged 15–49 years who report discriminatory attitudes towards people living with HIV

Percentage of people living with HIV denied health services because of their HIV status in the last 12 months

Percentage of people living with HIV who reported a health-care professional told others about their HIV status without their consent

VIOLENCE

Proportion of ever-married or partnered women aged 15–49 years who experienced physical or sexual violence from a male intimate partner in the past 12 months

EPIDEMIC ESTIMATES

	2010	2015	2018
New HIV infections			
New HIV infections (all ages)	2300 [2100–2600]	1300 [1200–1500]	880 [780–990]
New HIV infections (0–14)	<500 [<500– <500]	<200 [<200– <500]	<200 [<100– <200]
New HIV infections (women, 15+)	1100 [930–1200]	550 [<500–610]	<500 [<500– <500]
New HIV infections (men, 15+)	890 [780–990]	620 [550–680]	<500 [<500– <500]
HIV incidence per 1000 population	0.16 [0.14–0.18]	0.09 [0.08–0.09]	0.05 [0.05–0.06]
AIDS-related deaths			
AIDS-related deaths (all ages)	2500 [1900–3400]	1500 [1100–2400]	1300 [920–1900]
AIDS-related deaths (0–14)	<500 [<200– <500]	<100 [<100– <200]	<100 [<100– <100]
AIDS-related deaths (women, 15+)	1100 [820–1500]	670 [<500–1100]	620 [<500–970]
AIDS-related deaths (men, 15+)	1200 [870–1700]	770 [550–1200]	640 [<500–880]
People living with HIV			
People living with HIV (all ages)	79 000 [68 000–93 000]	76 000 [66 000–88 000]	73 000 [64 000–84 000]
People living with HIV (0–14)	4700 [4000–5500]	4000 [3400–4800]	3300 [2800–3900]
People living with HIV (women, 15+)	39 000 [34 000–45 000]	38 000 [33 000–43 000]	37 000 [32 000–42 000]
People living with HIV (men, 15+)	36 000 [30 000–43 000]	34 000 [29 000–39 000]	33 000 [28 000–38 000]
HIV prevalence (15–49)	0.8 [0.7–1]	0.6 [0.5–0.7]	0.5 [0.5–0.6]

LAWS AND POLICIES

Laws criminalizing the transmission of, non-disclosure of or exposure to HIV transmission	Yes
Criminalization of sex work among consenting adults	Any criminalization or punitive regulation of sex work
Criminalization of same-sex sexual acts	No specific legislation
Drug use or possession for personal use is an offence	...
Criminalization of transgender people	Neither criminalized nor prosecuted
Laws or policies restricting the entry, stay and residence of people living with HIV	No
Parental consent for adolescents to access HIV testing	Yes, for adolescents younger than 14 years
Spousal consent for married women to access sexual and reproductive health services	No
Mandatory HIV testing for marriage, work or residence permits or for certain groups	No

STIGMA AND DISCRIMINATION

Percentage of women and men aged 15–49 years who report discriminatory attitudes towards people living with HIV	2010	2014
	19.1	19.4

Percentage of people living with HIV denied health services because of their HIV status in the last 12 months

Percentage of people living with HIV who reported a health-care professional told others about their HIV status without their consent

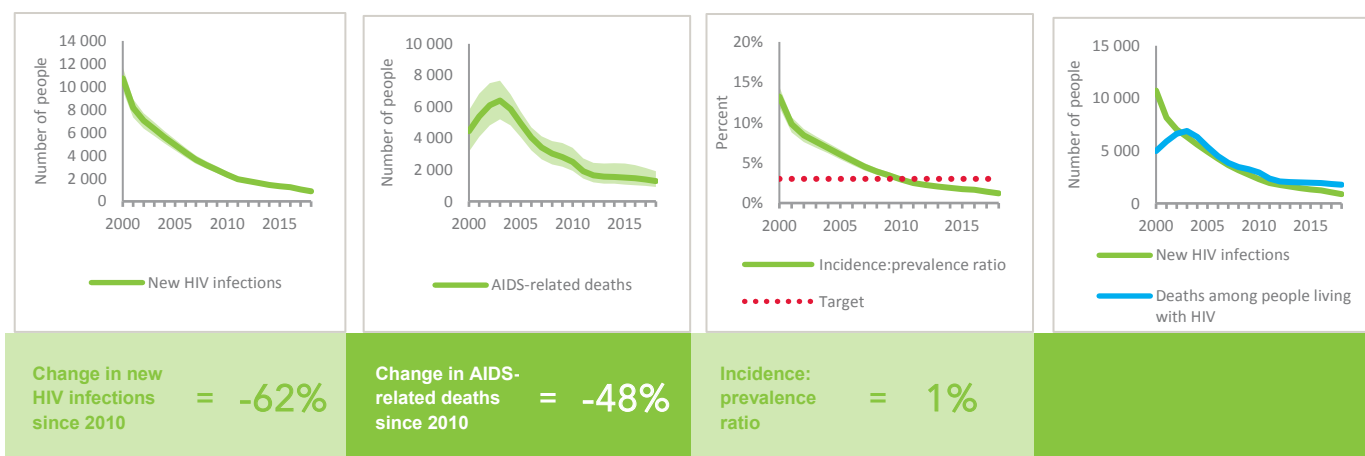
VIOLENCE

Proportion of ever-married or partnered women aged 15–49 years who experienced physical or sexual violence from a male intimate partner in the past 12 months	2005	2014
	9	10.9

EXPENDITURES

	Financing sources					Total
	Domestic private	Domestic public	International: PEPFAR	International: Global Fund	International: all others	
Last available report: 2015	\$16 620	\$1 010 975	\$10 803 717	\$8 205 638	\$1 783 592	\$21 820 542

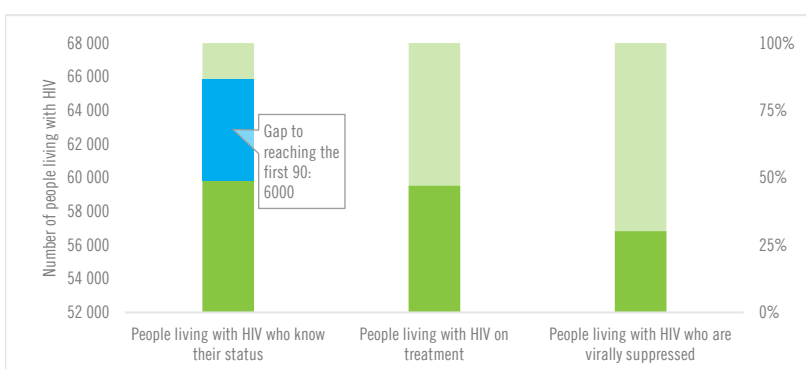
EPIDEMIC TRANSITION METRICS



KEY POPULATIONS

	Sex workers	Gay men and other men who have sex with men	People who inject drugs	Transgender people	Prisoners
Estimated size of population
HIV prevalence	2.3%	2.3%	15.2%	5.9%	1.6%
Know their HIV status	100%	70.4%	...	70.9%	...
Antiretroviral therapy coverage	82.8%	98.4%	30.8%	95.1%	...
Condom use	88.8%	69.4%	8.7%	62.6%	...
Coverage of HIV prevention programmes	99.7%	20.1%	78.0%	89.3%	...
Avoidance of health care because of stigma and discrimination
Expenditures (2015)	\$1 156 666	\$1 182 591	\$737		

HIV TESTING AND TREATMENT CASCADE



	2010	2018
Percentage of pregnant women living with HIV accessing antiretroviral medicines	33% [27–38%]	85% [71–>95%]
Early infant diagnosis	43.0% [37.1–52.5%]	45.7% [39.1–55.1%]

ELIMINATION OF MOTHER-TO-CHILD TRANSMISSION

	2010	2018
Percentage of pregnant women living with HIV accessing antiretroviral medicines	33% [27–38%]	85% [71–>95%]
Early infant diagnosis	43.0% [37.1–52.5%]	45.7% [39.1–55.1%]

HIV COMORBIDITIES

Estimated number of incident tuberculosis cases among people living with HIV (2017)	1300 [890–1800]
People living with HIV who started TB preventive therapy (2017)	21%
Cervical cancer screening of women living with HIV	...
People coinfecting with HIV and hepatitis B virus receiving combined treatment	...
People coinfecting with HIV and hepatitis C virus starting hepatitis C treatment	...

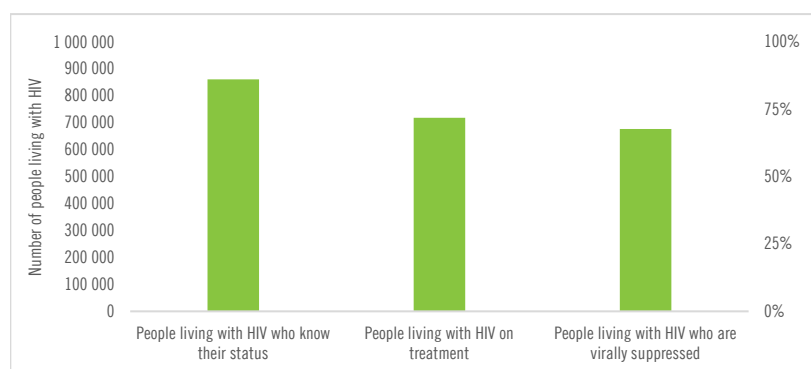
HIV PREVENTION

Adults aged 15+ years with unsuppressed viral load	0.1%
Knowledge of HIV prevention among young people aged 15–24 years (2014)	
— Women	37.6%
— Men	45.9%
Condom use at last sex with a non-marital, non-cohabiting partner (2014)	
— Women	41.5%
— Men	72.8%
Women aged 15–49 years who have their demand for family planning satisfied by modern methods (2014)	56.5%
Men aged 15–49 years who are circumcised	Not applicable
Voluntary medical male circumcisions performed according to national standards	Not applicable
People who received PrEP at least once during the reporting period	...
Harm reduction	
— Use of sterile injecting equipment at last injection (2017)	93.5%
— Needles and syringes distributed per person who injects (2018)	457
— Coverage of opioid substitution therapy (2016)	22.1%
— Naloxone available (2019)	Yes
— Safe injection rooms available (2019)	No

KEY POPULATIONS

	Sex workers	Gay men and other men who have sex with men	People who inject drugs	Transgender people	Prisoners
Estimated size of population
HIV prevalence	0.2%	6.9%	5.9%
Know their HIV status	53.7%	58.8%	55.7%
Antiretroviral therapy coverage	...	86.5%	69.4%
Condom use	93.5%	85.1%	53.1%
Coverage of HIV prevention programmes
Avoidance of health care because of stigma and discrimination
Expenditures (2016)	\$0	\$0	\$0

HIV TESTING AND TREATMENT CASCADE



Category	Percentage	Number of people living with HIV
All ages	...% [...-...%]	718 000
Children (0–14)	...% [...-...%]	6200
Women (15+)	...% [...-...%]	193 000
Men (15+)	...% [...-...%]	520 000

EXPENDITURES

	Financing sources					Total
	Domestic private	Domestic public	International: PEPFAR	International: Global Fund	International: all others	
Last available report: 2018	\$10 619 335	\$1 198 273 414	\$1 338 369	\$0	\$2 255 287	\$1 212 486 405

HIV COMORBIDITIES

Estimated number of incident tuberculosis cases among people living with HIV (2017)	11 000 [6200 –18 000]
People living with HIV who started TB preventive therapy (2017)	...
Cervical cancer screening of women living with HIV	...
People coinfecting with HIV and hepatitis B virus receiving combined treatment	...
People coinfecting with HIV and hepatitis C virus starting hepatitis C treatment	...

HIV PREVENTION

Adults aged 15+ years with unsuppressed viral load	...
Knowledge of HIV prevention among young people aged 15–24 years	...
— Women	...
— Men	...
Condom use at last sex with a non-marital, non-cohabiting partner	...
— Women	...
— Men	...
Women aged 15–49 years who have their demand for family planning satisfied by modern methods	...
Men aged 15–49 years who are circumcised	Not applicable
Voluntary medical male circumcisions performed according to national standards	Not applicable
People who received PrEP at least once during the reporting period	...
Harm reduction	...
— Use of sterile injecting equipment at last injection (2015)	86.5%
— Needles and syringes distributed per person who injects	...
— Coverage of opioid substitution therapy	...
— Naloxone available (2019)	Yes
— Safe injection rooms available (2019)	No

Note: HIV epidemiological estimates were not available at the time of publication.

LAWS AND POLICIES

Laws criminalizing the transmission of, non-disclosure of or exposure to HIV transmission	Yes
Criminalization of sex work among consenting adults	Any criminalization or punitive regulation of sex work
Criminalization of same-sex sexual acts	No specific legislation
Drug use or possession for personal use is an offence	Possession of drugs for personal use or drug use and/or consumption are specified as criminal offences
Criminalization of transgender people	Neither criminalized nor prosecuted
Laws or policies restricting the entry, stay and residence of people living with HIV	No
Parental consent for adolescents to access HIV testing	No
Spousal consent for married women to access sexual and reproductive health services	No
Mandatory HIV testing for marriage, work or residence permits or for certain groups	Yes

STIGMA AND DISCRIMINATION

Percentage of women and men aged 15–49 years who report discriminatory attitudes towards people living with HIV

Percentage of people living with HIV denied health services because of their HIV status in the last 12 months

Percentage of people living with HIV who reported a health-care professional told others about their HIV status without their consent

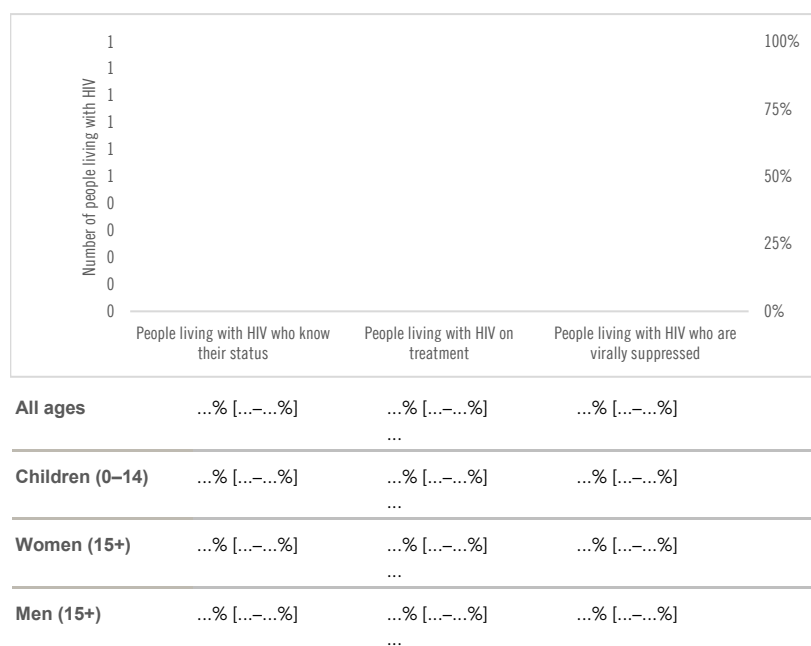
VIOLENCE

Proportion of ever-married or partnered women aged 15–49 years who experienced physical or sexual violence from a male intimate partner in the past 12 months

KEY POPULATIONS

	Sex workers	Gay men and other men who have sex with men	People who inject drugs	Transgender people	Prisoners
Estimated size of population
HIV prevalence
Know their HIV status
Antiretroviral therapy coverage
Condom use
Coverage of HIV prevention programmes
Avoidance of health care because of stigma and discrimination
Expenditures (0)

HIV TESTING AND TREATMENT CASCADE



EXPENDITURES

	Financing sources					Total
	Domestic private	Domestic public	International: PEPFAR	International: Global Fund	International: all others	
Last available report: 2011	...	\$1 070 420	\$1 145 420

HIV COMORBIDITIES

Estimated number of incident tuberculosis cases among people living with HIV (2017)	170 [93-280]
People living with HIV who started TB preventive therapy (2017)	...
Cervical cancer screening of women living with HIV	...
People coinfectd with HIV and hepatitis B virus receiving combined treatment	...
People coinfectd with HIV and hepatitis C virus starting hepatitis C treatment	...

HIV PREVENTION

Adults aged 15+ years with unsuppressed viral load	...
Knowledge of HIV prevention among young people aged 15-24 years	...
- Women	...
- Men	...
Condom use at last sex with a non-marital, non-cohabiting partner	...
- Women	...
- Men	...
Women aged 15-49 years who have their demand for family planning satisfied by modern methods	...
Men aged 15-49 years who are circumcised	Not applicable
Voluntary medical male circumcisions performed according to national standards	Not applicable
People who received PrEP at least once during the reporting period	...
Harm reduction	...
- Use of sterile injecting equipment at last injection	...
- Needles and syringes distributed per person who injects	...
- Coverage of opioid substitution therapy	...
- Naloxone available (2019)	...
- Safe injection rooms available (2019)	...

Note: HIV epidemiological estimates were not available at the time of publication.

LAWS AND POLICIES

Laws criminalizing the transmission of, non-disclosure of or exposure to HIV transmission ...

Criminalization of sex work among consenting adults ...

Criminalization of same-sex sexual acts Laws penalizing same-sex sexual acts have been decriminalized or never existed

Drug use or possession for personal use is an offence ...

Criminalization of transgender people ...

Laws or policies restricting the entry, stay and residence of people living with HIV No

Parental consent for adolescents to access HIV testing ...

Spousal consent for married women to access sexual and reproductive health services ...

Mandatory HIV testing for marriage, work or residence permits or for certain groups ...

STIGMA AND DISCRIMINATION

Percentage of women and men aged 15–49 years who report discriminatory attitudes towards people living with HIV

Percentage of people living with HIV denied health services because of their HIV status in the last 12 months

Percentage of people living with HIV who reported a health-care professional told others about their HIV status without their consent

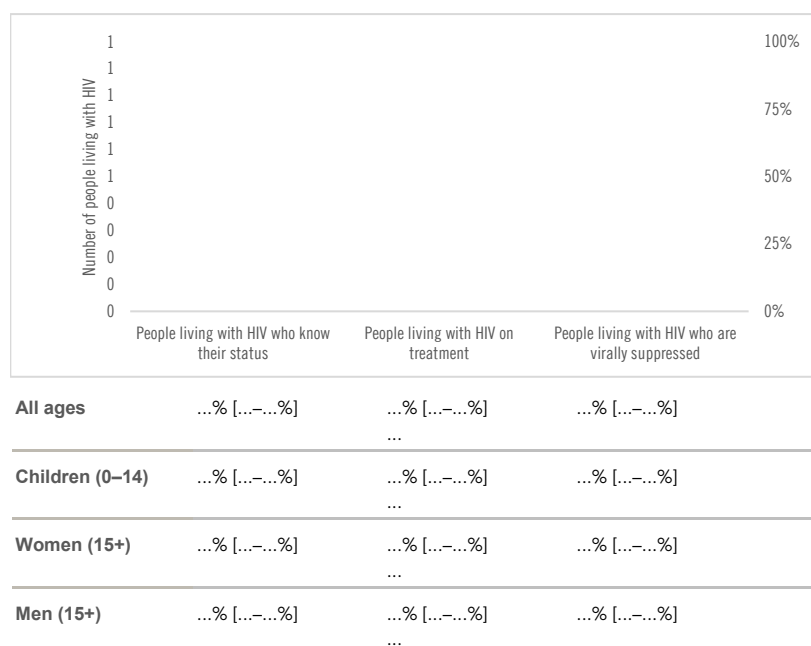
VIOLENCE

Proportion of ever-married or partnered women aged 15–49 years who experienced physical or sexual violence from a male intimate partner in the past 12 months

KEY POPULATIONS

	Sex workers	Gay men and other men who have sex with men	People who inject drugs	Transgender people	Prisoners
Estimated size of population
HIV prevalence	0.7%	0.5%	...	0.4%	...
Know their HIV status	...	41.6%
Antiretroviral therapy coverage
Condom use	...	23.8%
Coverage of HIV prevention programmes
Avoidance of health care because of stigma and discrimination
Expenditures (2016)	\$0	\$0	\$0		

HIV TESTING AND TREATMENT CASCADE



EXPENDITURES

	Financing sources					Total
	Domestic private	Domestic public	International: PEPFAR	International: Global Fund	International: all others	
Last available report: 2016	...	\$509 384	\$158 885	\$668 269

HIV COMORBIDITIES

Estimated number of incident tuberculosis cases among people living with HIV (2017)	12 [7-16]
People living with HIV who started TB preventive therapy (2017)	...
Cervical cancer screening of women living with HIV	...
People coinfectd with HIV and hepatitis B virus receiving combined treatment	...
People coinfectd with HIV and hepatitis C virus starting hepatitis C treatment	...

HIV PREVENTION

Adults aged 15+ years with unsuppressed viral load	...
Knowledge of HIV prevention among young people aged 15-24 years	...
— Women	...
— Men	...
Condom use at last sex with a non-marital, non-cohabiting partner	...
— Women	...
— Men	...
Women aged 15-49 years who have their demand for family planning satisfied by modern methods	...
Men aged 15-49 years who are circumcised	Not applicable
Voluntary medical male circumcisions performed according to national standards	Not applicable
People who received PrEP at least once during the reporting period	...
Harm reduction	...
— Use of sterile injecting equipment at last injection	...
— Needles and syringes distributed per person who injects	...
— Coverage of opioid substitution therapy	...
— Naloxone available (2019)	...
— Safe injection rooms available (2019)	...

Note: HIV epidemiological estimates were not available at the time of publication.

LAWS AND POLICIES

Laws criminalizing the transmission of, non-disclosure of or exposure to HIV transmission Yes

Criminalization of sex work among consenting adults ...

Criminalization of same-sex sexual acts Laws penalizing same-sex sexual acts have been decriminalized or never existed

Drug use or possession for personal use is an offence ...

Criminalization of transgender people ...

Laws or policies restricting the entry, stay and residence of people living with HIV No

Parental consent for adolescents to access HIV testing ...

Spousal consent for married women to access sexual and reproductive health services ...

Mandatory HIV testing for marriage, work or residence permits or for certain groups ...

STIGMA AND DISCRIMINATION

Percentage of women and men aged 15–49 years who report discriminatory attitudes towards people living with HIV

Percentage of people living with HIV denied health services because of their HIV status in the last 12 months

Percentage of people living with HIV who reported a health-care professional told others about their HIV status without their consent

VIOLENCE

Proportion of ever-married or partnered women aged 15–49 years who experienced physical or sexual violence from a male intimate partner in the past 12 months

KEY POPULATIONS

	Sex workers	Gay men and other men who have sex with men	People who inject drugs	Transgender people	Prisoners
Estimated size of population
HIV prevalence	1.6%	2.7%	6.3%	3.1%	...
Know their HIV status	68.6%	64.8%	49.6%	67.6%	...
Antiretroviral therapy coverage
Condom use	90.8%	83.9%	77.4%	79.7%	...
Coverage of HIV prevention programmes
Avoidance of health care because of stigma and discrimination
Expenditures (2017)	\$0	\$0	\$0

HIV TESTING AND TREATMENT CASCADE



EXPENDITURES

	Financing sources					Total
	Domestic private	Domestic public	International: PEPFAR	International: Global Fund	International: all others	
Last available report: 2018	...	\$275 000 000	\$275 000 000

HIV COMORBIDITIES

Estimated number of incident tuberculosis cases among people living with HIV (2017)	86 000 [57 000 –120 000]
People living with HIV who started TB preventive therapy (2017)	10.5%
Cervical cancer screening of women living with HIV (survey data) (2016)	35%
People coinfecting with HIV and hepatitis B virus receiving combined treatment	...
People coinfecting with HIV and hepatitis C virus starting hepatitis C treatment	...

HIV PREVENTION

Adults aged 15+ years with unsuppressed viral load	...
Knowledge of HIV prevention among young people aged 15–24 years (2016)	
— Women	21.7%
— Men	31.5%
Condom use at last sex with a non-marital, non-cohabiting partner (2016)	
— Women	...
— Men	40.8%
Women aged 15–49 years who have their demand for family planning satisfied by modern methods (2016)	72.8%
Men aged 15–49 years who are circumcised	Not applicable
Voluntary medical male circumcisions performed according to national standards	Not applicable
People who received PrEP at least once during the reporting period	...
Harm reduction	
— Use of sterile injecting equipment at last injection (2015)	86.4%
— Needles and syringes distributed per person who injects (2018)	366
— Coverage of opioid substitution therapy (2018)	19.5%
— Naloxone available (2019)	Yes
— Safe injection rooms available (2019)	No

Note: HIV epidemiological estimates were not available at the time of publication.

LAWS AND POLICIES

Laws criminalizing the transmission of, non-disclosure of or exposure to HIV transmission	No
Criminalization of sex work among consenting adults	Any criminalization or punitive regulation of sex work
Criminalization of same-sex sexual acts	Laws penalizing same-sex sexual acts have been decriminalized or never existed
Drug use or possession for personal use is an offence	Possession of drugs for personal use or drug use and/or consumption are specified as criminal offences
Criminalization of transgender people	Neither criminalized nor prosecuted
Laws or policies restricting the entry, stay and residence of people living with HIV	No
Parental consent for adolescents to access HIV testing	Yes, for adolescents younger than 18 years
Spousal consent for married women to access sexual and reproductive health services	No
Mandatory HIV testing for marriage, work or residence permits or for certain groups	No

STIGMA AND DISCRIMINATION

	2006	2016
Percentage of women and men aged 15–49 years who report discriminatory attitudes towards people living with HIV	35.1	32.8

Percentage of people living with HIV denied health services because of their HIV status in the last 12 months

Percentage of people living with HIV who reported a health-care professional told others about their HIV status without their consent

VIOLENCE

	2006	2016
Proportion of ever-married or partnered women aged 15–49 years who experienced physical or sexual violence from a male intimate partner in the past 12 months	23	22

EPIDEMIC ESTIMATES

	2010	2015	2018
New HIV infections			
New HIV infections (all ages)	63 000 [57 000–68 000]	52 000 [47 000–56 000]	46 000 [42 000–50 000]
New HIV infections (0–14)	3300 [2800–3900]	3700 [3200–4500]	3500 [2900–4200]
New HIV infections (women, 15+)	22 000 [19 000–25 000]	19 000 [16 000–21 000]	16 000 [14 000–17 000]
New HIV infections (men, 15+)	38 000 [33 000–41 000]	29 000 [26 000–32 000]	27 000 [24 000–30 000]
HIV incidence per 1000 population	0.26 [0.24–0.29]	0.2 [0.18–0.22]	0.17 [0.16–0.19]
AIDS-related deaths			
AIDS-related deaths (all ages)	24 000 [19 000–28 000]	37 000 [32 000–42 000]	38 000 [33 000–43 000]
AIDS-related deaths (0–14)	2000 [1700–2300]	2600 [2200–3000]	2500 [2100–3000]
AIDS-related deaths (women, 15+)	5900 [4500–7300]	11 000 [8900–13 000]	12 000 [11 000–14 000]
AIDS-related deaths (men, 15+)	16 000 [13 000–19 000]	24 000 [21 000–27 000]	23 000 [20 000–27 000]
People living with HIV			
People living with HIV (all ages)	510 000 [450 000–590 000]	620 000 [540 000–730 000]	640 000 [550 000–750 000]
People living with HIV (0–14)	9300 [8100–11 000]	15 000 [13 000–18 000]	18 000 [15 000–20 000]
People living with HIV (women, 15+)	160 000 [140 000–180 000]	210 000 [180 000–240 000]	220 000 [190 000–260 000]
People living with HIV (men, 15+)	350 000 [300 000–400 000]	390 000 [340 000–470 000]	400 000 [350 000–480 000]
HIV prevalence (15–49)	0.4 [0.3–0.4]	0.4 [0.4–0.5]	0.4 [0.4–0.5]

LAWS AND POLICIES

Laws criminalizing the transmission of, non-disclosure of or exposure to HIV transmission	...
Criminalization of sex work among consenting adults	...
Criminalization of same-sex sexual acts	Laws penalizing same-sex sexual acts have been decriminalized or never existed
Drug use or possession for personal use is an offence	...
Criminalization of transgender people	...
Laws or policies restricting the entry, stay and residence of people living with HIV	Yes
Parental consent for adolescents to access HIV testing	...
Spousal consent for married women to access sexual and reproductive health services	...
Mandatory HIV testing for marriage, work or residence permits or for certain groups	...

STIGMA AND DISCRIMINATION

Percentage of women and men aged 15–49 years who report discriminatory attitudes towards people living with HIV

Percentage of people living with HIV denied health services because of their HIV status in the last 12 months

Percentage of people living with HIV who reported a health-care professional told others about their HIV status without their consent

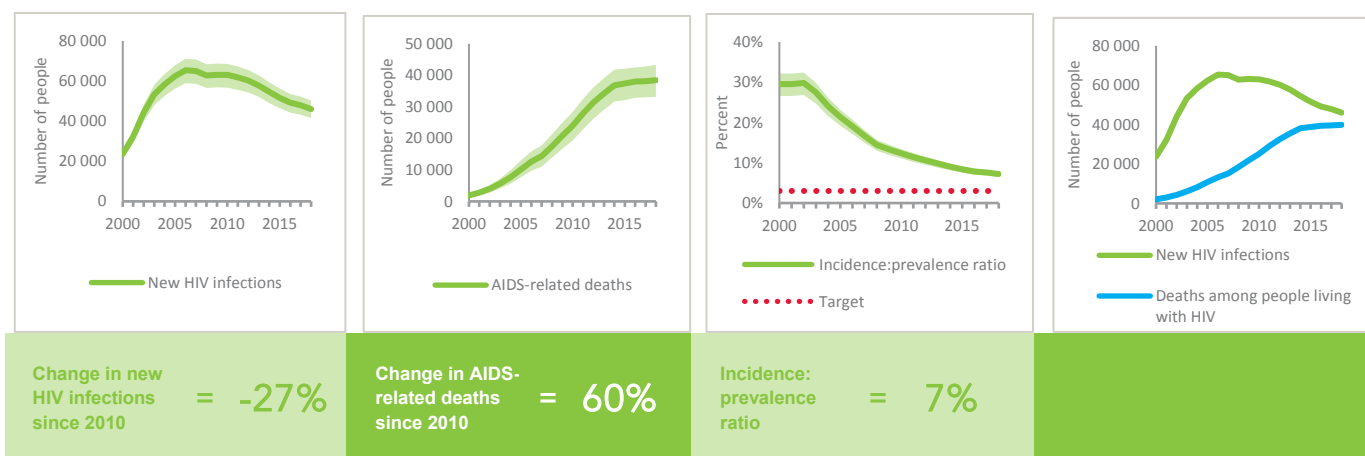
VIOLENCE

Proportion of ever-married or partnered women aged 15–49 years who experienced physical or sexual violence from a male intimate partner in the past 12 months

EXPENDITURES

	Financing sources					Total
	Domestic private	Domestic public	International: PEPFAR	International: Global Fund	International: all others	
Last available report: 2016	...	\$103 052 033	...	\$26 912 887	\$43 512 146	\$173 477 066

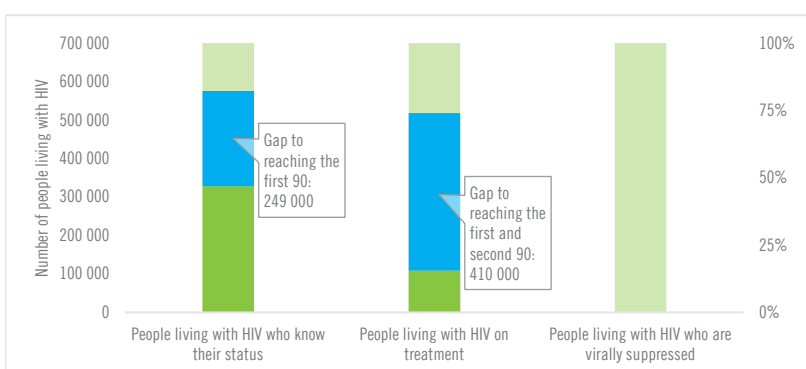
EPIDEMIC TRANSITION METRICS



KEY POPULATIONS

	Sex workers	Gay men and other men who have sex with men	People who inject drugs	Transgender people	Prisoners
Estimated size of population
HIV prevalence	5.3%	25.8%	28.8%	24.8%	1.0%
Know their HIV status
Antiretroviral therapy coverage	0.3%
Condom use	67.8%	81.0%	46.3%
Coverage of HIV prevention programmes
Avoidance of health care because of stigma and discrimination
Expenditures (0)

HIV TESTING AND TREATMENT CASCADE



	2010	2018
All ages	51% [44–60%]	17% [15–20%] 108 000
Children (0–14)	53% [46–62%]	22% [19–26%] 3900
Women (15+)	...% [...–...%]	17% [15–19%] 37 500
Men (15+)	...% [...–...%]	17% [15–20%] 67 100

ELIMINATION OF MOTHER-TO-CHILD TRANSMISSION

	2010	2018
Percentage of pregnant women living with HIV accessing antiretroviral medicines	3% [2–3%]	15% [13–18%]
Early infant diagnosis	...% [...–...%]	1.2% [1.1–1.4%]

HIV COMORBIDITIES

Estimated number of incident tuberculosis cases among people living with HIV (2017)	36 000 [20 000–56 000]
People living with HIV who started TB preventive therapy (2017)	15.6%
Cervical cancer screening of women living with HIV	...
People coinfecting with HIV and hepatitis B virus receiving combined treatment	...
People coinfecting with HIV and hepatitis C virus starting hepatitis C treatment	...

HIV PREVENTION

Adults aged 15+ years with unsuppressed viral load	...
Knowledge of HIV prevention among young people aged 15–24 years	...
— Women	...
— Men	...
Condom use at last sex with a non-marital, non-cohabiting partner	...
— Women	...
— Men	...
Women aged 15–49 years who have their demand for family planning satisfied by modern methods	...
Men aged 15–49 years who are circumcised	Not applicable
Voluntary medical male circumcisions performed according to national standards	Not applicable
People who received PrEP at least once during the reporting period	...
Harm reduction	...
— Use of sterile injecting equipment at last injection (2015)	88.9%
— Needles and syringes distributed per person who injects (2018)	3
— Coverage of opioid substitution therapy (2018)	10.5%
— Naloxone available (2019)	...
— Safe injection rooms available (2019)	...

EPIDEMIC ESTIMATES

	2010	2015	2018
New HIV infections			
New HIV infections (all ages)	1700 [1300–2100]	1500 [1200–1900]	1200 [910–1500]
New HIV infections (0–14)	... [...-...]	... [...-...]	... [...-...]
New HIV infections (women, 15+)	<200 [<200– <200]	<100 [<100– <100]	<100 [<100– <100]
New HIV infections (men, 15+)	1600 [1200–2000]	1500 [1100–1800]	1200 [860–1400]
HIV incidence per 1000 population	0.01 [0.01–0.02]	0.01 [<0.01–0.01]	0.01 [<0.01–0.01]
AIDS-related deaths			
AIDS-related deaths (all ages)	... [...-...]	... [...-...]	... [...-...]
AIDS-related deaths (0–14)	... [...-...]	... [...-...]	... [...-...]
AIDS-related deaths (women, 15+)	... [...-...]	... [...-...]	... [...-...]
AIDS-related deaths (men, 15+)	... [...-...]	... [...-...]	... [...-...]
People living with HIV			
People living with HIV (all ages)	19 000 [16 000–22 000]	27 000 [22 000–31 000]	30 000 [25 000–34 000]
People living with HIV (0–14)	... [...-...]	... [...-...]	... [...-...]
People living with HIV (women, 15+)	2400 [2100–2700]	2700 [2400–3100]	2800 [2500–3100]
People living with HIV (men, 15+)	17 000 [14 000–20 000]	24 000 [20 000–28 000]	27 000 [23 000–31 000]
HIV prevalence (15–49)	<0.1 [<0.1– <0.1]	<0.1 [<0.1– <0.1]	<0.1 [<0.1– <0.1]

LAWS AND POLICIES

Laws criminalizing the transmission of, non-disclosure of or exposure to HIV transmission	...
Criminalization of sex work among consenting adults	...
Criminalization of same-sex sexual acts	Laws penalizing same-sex sexual acts have been decriminalized or never existed
Drug use or possession for personal use is an offence	...
Criminalization of transgender people	...
Laws or policies restricting the entry, stay and residence of people living with HIV	No
Parental consent for adolescents to access HIV testing	...
Spousal consent for married women to access sexual and reproductive health services	...
Mandatory HIV testing for marriage, work or residence permits or for certain groups	...

STIGMA AND DISCRIMINATION

Percentage of women and men aged 15–49 years who report discriminatory attitudes towards people living with HIV

Percentage of people living with HIV denied health services because of their HIV status in the last 12 months

Percentage of people living with HIV who reported a health-care professional told others about their HIV status without their consent

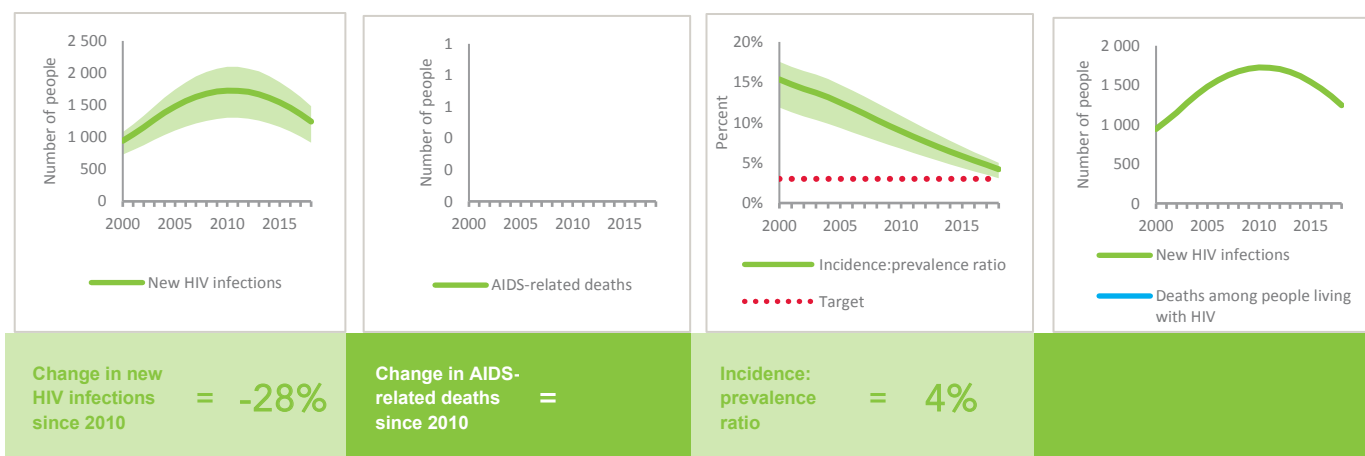
VIOLENCE

Proportion of ever-married or partnered women aged 15–49 years who experienced physical or sexual violence from a male intimate partner in the past 12 months

EXPENDITURES

	Financing sources					Total
	Domestic private	Domestic public	International: PEPFAR	International: Global Fund	International: all others	
Last available report: 2011	...	\$67 907 854	\$67 907 854

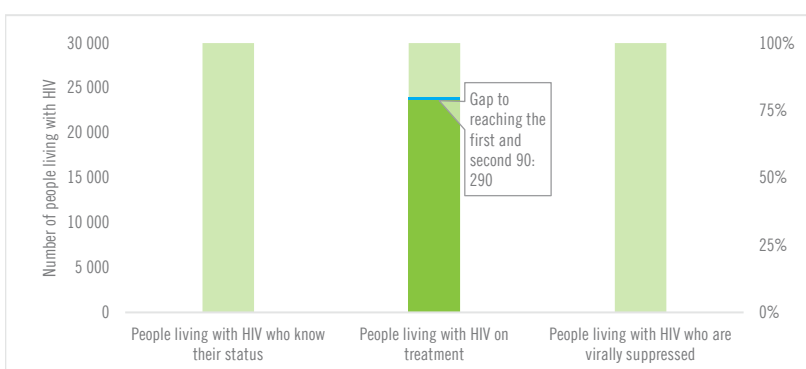
EPIDEMIC TRANSITION METRICS



KEY POPULATIONS

	Sex workers	Gay men and other men who have sex with men	People who inject drugs	Transgender people	Prisoners
Estimated size of population
HIV prevalence	0.0%	4.8%	0.0%
Know their HIV status
Antiretroviral therapy coverage
Condom use	...	71.0%
Coverage of HIV prevention programmes
Avoidance of health care because of stigma and discrimination
Expenditures (0)

HIV TESTING AND TREATMENT CASCADE



	...	80% [68–92%] 23 700	...
All ages	...% [...-...%]	80% [68–92%] 23 700	...% [...-...%]
Children (0–14)	...% [...-...%]% [...-...%]
Women (15+)	...% [...-...%]	80% [71–89%] 2200	...% [...-...%]
Men (15+)	...% [...-...%]	80% [67–92%] 21 500	...% [...-...%]

ELIMINATION OF MOTHER-TO-CHILD TRANSMISSION

	2010	2018
Percentage of pregnant women living with HIV accessing antiretroviral medicines	...% [...-...%]	...% [...-...%]
Early infant diagnosis	...% [...-...%]	...% [...-...%]

HIV COMORBIDITIES

Estimated number of incident tuberculosis cases among people living with HIV (2017)	85 [70–100]
People living with HIV who started TB preventive therapy (2017)	...
Cervical cancer screening of women living with HIV	...
People coinfecting with HIV and hepatitis B virus receiving combined treatment	...
People coinfecting with HIV and hepatitis C virus starting hepatitis C treatment	...

HIV PREVENTION

Adults aged 15+ years with unsuppressed viral load	...
Knowledge of HIV prevention among young people aged 15–24 years	...
— Women	...
— Men	...
Condom use at last sex with a non-marital, non-cohabiting partner	...
— Women	...
— Men	...
Women aged 15–49 years who have their demand for family planning satisfied by modern methods	...
Men aged 15–49 years who are circumcised	Not applicable
Voluntary medical male circumcisions performed according to national standards	Not applicable
People who received PrEP at least once during the reporting period	...
Harm reduction	...
— Use of sterile injecting equipment at last injection	...
— Needles and syringes distributed per person who injects	...
— Coverage of opioid substitution therapy	...
— Naloxone available (2019)	...
— Safe injection rooms available (2019)	...

EPIDEMIC ESTIMATES

	2010	2015	2018
New HIV infections			
New HIV infections (all ages)	1000 [900–1100]	720 [650–790]	570 [510–630]
New HIV infections (0–14)	<200 [<200– <200]	<100 [<100– <200]	<100 [<100– <100]
New HIV infections (women, 15+)	<500 [<500– <500]	<500 [<500– <500]	<200 [<200– <500]
New HIV infections (men, 15+)	<500 [<500–520]	<500 [<500– <500]	<500 [<500– <500]
HIV incidence per 1000 population	0.16 [0.15–0.18]	0.11 [0.1–0.12]	0.08 [0.07–0.09]
AIDS-related deaths			
AIDS-related deaths (all ages)	<500 [<500– <500]	<500 [<500– <500]	<500 [<500– <500]
AIDS-related deaths (0–14)	<100 [<100– <100]	<100 [<100– <100]	<100 [<100– <100]
AIDS-related deaths (women, 15+)	<200 [<100– <200]	<200 [<100– <200]	<200 [<100– <200]
AIDS-related deaths (men, 15+)	<200 [<200– <500]	<200 [<200– <500]	<200 [<200– <200]
People living with HIV			
People living with HIV (all ages)	9900 [8800–11 000]	11 000 [10 000–13 000]	12 000 [11 000–14 000]
People living with HIV (0–14)	550 [<500–640]	700 [620–810]	700 [620–820]
People living with HIV (women, 15+)	4200 [3700–4700]	4800 [4300–5500]	5000 [4500–5700]
People living with HIV (men, 15+)	5200 [4600–6000]	5900 [5200–6900]	6300 [5500–7300]
HIV prevalence (15–49)	0.3 [0.2–0.3]	0.3 [0.2–0.3]	0.3 [0.2–0.3]

LAWS AND POLICIES

Laws criminalizing the transmission of, non-disclosure of or exposure to HIV transmission	...
Criminalization of sex work among consenting adults	...
Criminalization of same-sex sexual acts	Laws penalizing same-sex sexual acts have been decriminalized or never existed
Drug use or possession for personal use is an offence	...
Criminalization of transgender people	...
Laws or policies restricting the entry, stay and residence of people living with HIV	No
Parental consent for adolescents to access HIV testing	...
Spousal consent for married women to access sexual and reproductive health services	...
Mandatory HIV testing for marriage, work or residence permits or for certain groups	...

STIGMA AND DISCRIMINATION

Percentage of women and men aged 15–49 years who report discriminatory attitudes towards people living with HIV	2017 48.1
Percentage of people living with HIV denied health services because of their HIV status in the last 12 months	
Percentage of people living with HIV who reported a health-care professional told others about their HIV status without their consent	

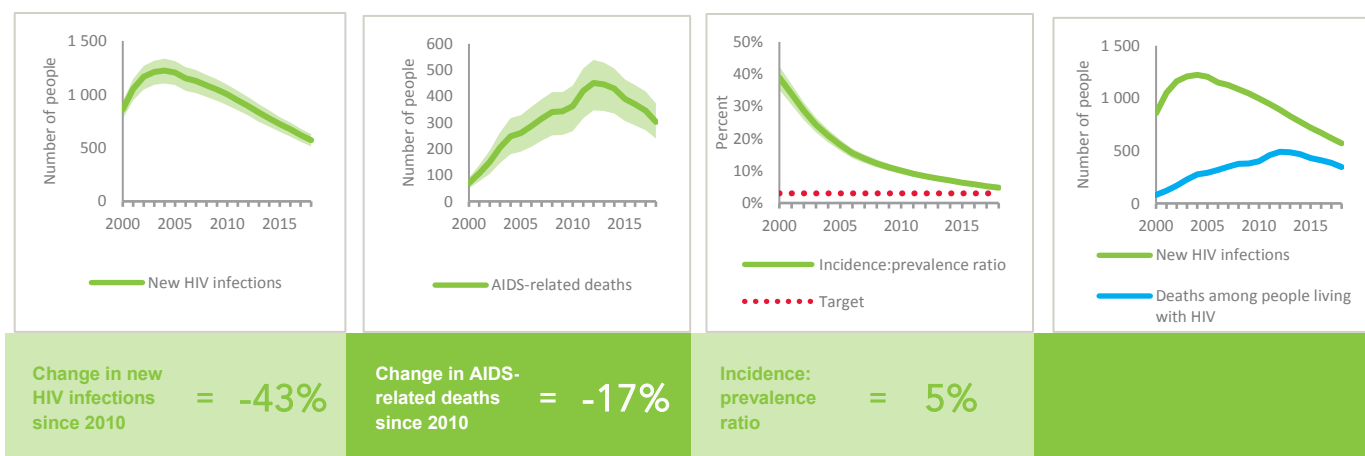
VIOLENCE

Proportion of ever-married or partnered women aged 15–49 years who experienced physical or sexual violence from a male intimate partner in the past 12 months

EXPENDITURES

	Financing sources					Total
	Domestic private	Domestic public	International: PEPFAR	International: Global Fund	International: all others	
Last available report: 2017	...	\$569 221	\$459 782	\$3 246 284	\$358 204	\$4 633 491

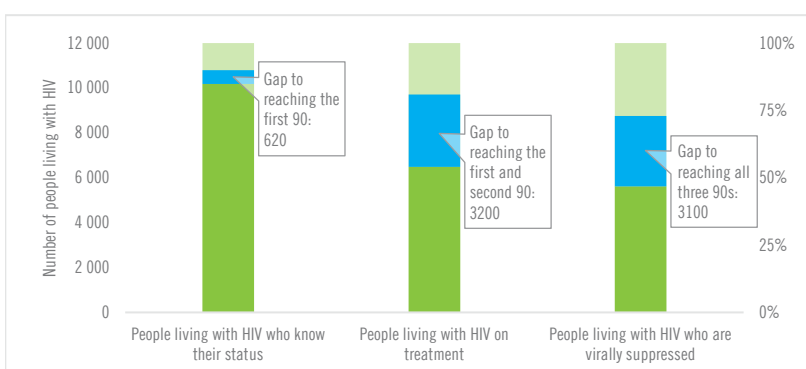
EPIDEMIC TRANSITION METRICS



KEY POPULATIONS

	Sex workers	Gay men and other men who have sex with men	People who inject drugs	Transgender people	Prisoners
Estimated size of population	14 000	17 000
HIV prevalence	1.0%	2.8%
Know their HIV status	95.4%	10.2%
Antiretroviral therapy coverage
Condom use	91.8%	25.7%
Coverage of HIV prevention programmes	50.7%	7.8%
Avoidance of health care because of stigma and discrimination	2.3%	75.0%
Expenditures (2017)	\$329 955	\$675 288	\$20 413		

HIV TESTING AND TREATMENT CASCADE



	85% [75– >95%]	54% [48–62%] 6500	47% [41–54%]
All ages			
Children (0–14)	... [...–...%]	40% [35–46%] 280	35% [30–40%]
Women (15+)	... [...–...%]	57% [51–64%] 2800	52% [47–59%]
Men (15+)	... [...–...%]	54% [47–62%] 3400	44% [39–51%]

ELIMINATION OF MOTHER-TO-CHILD TRANSMISSION

	2010	2018
Percentage of pregnant women living with HIV accessing antiretroviral medicines	8% [6–9%]	35% [31–41%]
Early infant diagnosis	<1% [<1–1.1%]	12.7% [10.9–14.7%]

HIV COMORBIDITIES

Estimated number of incident tuberculosis cases among people living with HIV (2017)	680 [430–980]
People living with HIV who started TB preventive therapy (2017)	...
Cervical cancer screening of women living with HIV	...
People coinfecting with HIV and hepatitis B virus receiving combined treatment	...
People coinfecting with HIV and hepatitis C virus starting hepatitis C treatment	...

HIV PREVENTION

Adults aged 15+ years with unsuppressed viral load	0.1%
Knowledge of HIV prevention among young people aged 15–24 years	
— Women	...
— Men	...
Condom use at last sex with a non-marital, non-cohabiting partner	
— Women	...
— Men	...
Women aged 15–49 years who have their demand for family planning satisfied by modern methods	...
Men aged 15–49 years who are circumcised	Not applicable
Voluntary medical male circumcisions performed according to national standards	Not applicable
People who received PrEP at least once during the reporting period	...
Harm reduction	
— Use of sterile injecting equipment at last injection	...
— Needles and syringes distributed per person who injects (2017)	3
— Coverage of opioid substitution therapy	...
— Naloxone available (2019)	...
— Safe injection rooms available (2019)	...

EPIDEMIC ESTIMATES

	2010	2015	2018
New HIV infections			
New HIV infections (all ages)	5400 [4900–5900]	5200 [4700–5700]	5600 [5100–6100]
New HIV infections (0–14)	<100 [<100– <200]	<100 [<100– <100]	<100 [<100– <100]
New HIV infections (women, 15+)	820 [700–940]	<500 [<500– <500]	<500 [<200– <500]
New HIV infections (men, 15+)	4500 [4100–4900]	4900 [4400–5300]	5400 [4900–5900]
HIV incidence per 1000 population	0.19 [0.17–0.21]	0.17 [0.15–0.19]	0.18 [0.16–0.19]
AIDS-related deaths			
AIDS-related deaths (all ages)	2900 [2400–3300]	3600 [3100–4100]	2600 [2100–3300]
AIDS-related deaths (0–14)	<100 [<100– <100]	<100 [<100– <100]	<100 [<100– <100]
AIDS-related deaths (women, 15+)	680 [550–800]	800 [640–980]	550 [<500–800]
AIDS-related deaths (men, 15+)	2200 [1800–2500]	2800 [2400–3200]	2100 [1700–2600]
People living with HIV			
People living with HIV (all ages)	74 000 [65 000–86 000]	81 000 [71 000–92 000]	87 000 [77 000–98 000]
People living with HIV (0–14)	730 [590–900]	570 [<500–710]	<500 [<500–520]
People living with HIV (women, 15+)	17 000 [15 000–19 000]	16 000 [14 000–18 000]	15 000 [13 000–17 000]
People living with HIV (men, 15+)	57 000 [50 000–66 000]	64 000 [57 000–73 000]	72 000 [64 000–81 000]
HIV prevalence (15–49)	0.4 [0.4–0.5]	0.4 [0.3–0.5]	0.4 [0.4–0.5]

LAWS AND POLICIES

Laws criminalizing the transmission of, non-disclosure of or exposure to HIV transmission	Yes
Criminalization of sex work among consenting adults	Any criminalization or punitive regulation of sex work
Criminalization of same-sex sexual acts	Yes, imprisonment (14 years - life)
Drug use or possession for personal use is an offence	Possession of drugs for personal use or drug use and/or consumption are specified as criminal offences
Criminalization of transgender people	...
Laws or policies restricting the entry, stay and residence of people living with HIV	Yes
Parental consent for adolescents to access HIV testing	Yes, for adolescents younger than 18 years
Spousal consent for married women to access sexual and reproductive health services	No
Mandatory HIV testing for marriage, work or residence permits or for certain groups	Yes

STIGMA AND DISCRIMINATION

Percentage of women and men aged 15–49 years who report discriminatory attitudes towards people living with HIV

Percentage of people living with HIV denied health services because of their HIV status in the last 12 months

Percentage of people living with HIV who reported a health-care professional told others about their HIV status without their consent

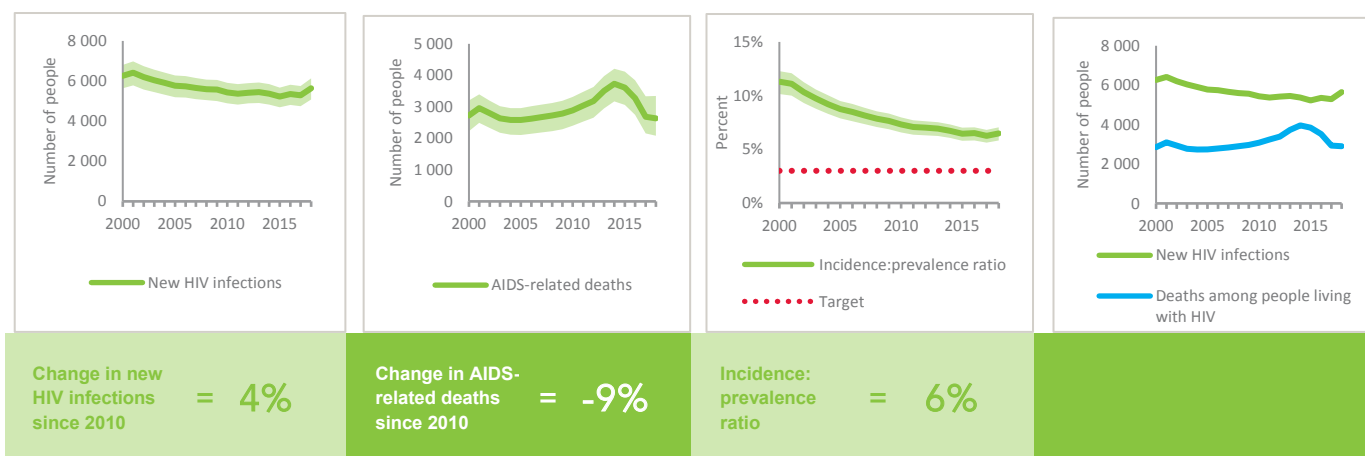
VIOLENCE

Proportion of ever-married or partnered women aged 15–49 years who experienced physical or sexual violence from a male intimate partner in the past 12 months

EXPENDITURES

	Financing sources					Total
	Domestic private	Domestic public	International: PEPFAR	International: Global Fund	International: all others	
Last available report: 2017	\$721 955	\$35 065 813	...	\$906 297	\$241 688	\$36 935 753

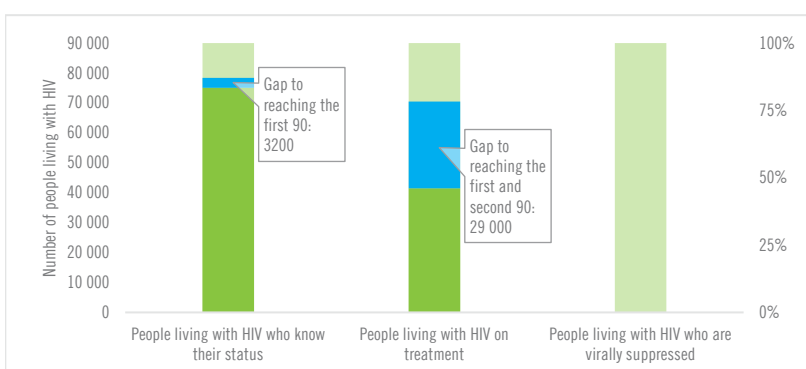
EPIDEMIC TRANSITION METRICS



KEY POPULATIONS

	Sex workers	Gay men and other men who have sex with men	People who inject drugs	Transgender people	Prisoners
Estimated size of population	37 000	...	75 000
HIV prevalence	6.3%	21.6%	13.5%	10.9%	0.2%
Know their HIV status	35.1%	43.3%	38.9%	43.0%	...
Antiretroviral therapy coverage	...	62.6%	34.6%
Condom use	83.5%	65.4%	25.7%	78.2%	...
Coverage of HIV prevention programmes	40.0%	36.7%	1.4%	57.9%	...
Avoidance of health care because of stigma and discrimination
Expenditures (2017)	\$272 583	\$248 103	\$5 000 328

HIV TESTING AND TREATMENT CASCADE



	86% [77- >95%]	48% [42-53%] 41 500	...% [...-...%]
All ages			
Children (0-14)	94% [77- >95%]	94% [77- >95%] 400	...% [...-...%]
Women (15+)	75% [65-85%]	71% [62-80%] 10 400	...% [...-...%]
Men (15+)	89% [79- >95%]	43% [38-48%] 30 700	...% [...-...%]

ELIMINATION OF MOTHER-TO-CHILD TRANSMISSION

	2010	2018
Percentage of pregnant women living with HIV accessing antiretroviral medicines	50% [41-61%]	>95% [86- >95%]
Early infant diagnosis	48.0% [39.1-57.7%]	>95% [79.3- >95%]

HIV COMORBIDITIES

Estimated number of incident tuberculosis cases among people living with HIV (2017)	1800 [1500-2100]
People living with HIV who started TB preventive therapy (2017)	78.8%
Cervical cancer screening of women living with HIV	...
People coinfectd with HIV and hepatitis B virus receiving combined treatment (2018)	31.9%
People coinfectd with HIV and hepatitis C virus starting hepatitis C treatment (2018)	27.9%

HIV PREVENTION

Adults aged 15+ years with unsuppressed viral load	...
Knowledge of HIV prevention among young people aged 15-24 years (2015)	
— Women	41.1%
— Men	41.8%
Condom use at last sex with a non-marital, non-cohabiting partner	
— Women	...
— Men	...
Women aged 15-49 years who have their demand for family planning satisfied by modern methods	...
Men aged 15-49 years who are circumcised	Not applicable
Voluntary medical male circumcisions performed according to national standards	Not applicable
People who received PrEP at least once during the reporting period	...
Harm reduction	
— Use of sterile injecting equipment at last injection (2017)	79.5%
— Needles and syringes distributed per person who injects (2018)	18
— Coverage of opioid substitution therapy (2018)	74.3%
— Naloxone available (2019)	No
— Safe injection rooms available (2019)	No

KEY POPULATIONS

	Sex workers	Gay men and other men who have sex with men	People who inject drugs	Transgender people	Prisoners
Estimated size of population
HIV prevalence
Know their HIV status
Antiretroviral therapy coverage
Condom use
Coverage of HIV prevention programmes
Avoidance of health care because of stigma and discrimination
Expenditures (0)

HIV TESTING AND TREATMENT CASCADE



Category	People living with HIV who know their status	People living with HIV on treatment	People living with HIV who are virally suppressed
All ages	...% [...-...%]	...% [...-...%]	...% [...-...%]
Children (0-14)	...% [...-...%]	...% [...-...%]	...% [...-...%]
Women (15+)	...% [...-...%]	...% [...-...%]	...% [...-...%]
Men (15+)	...% [...-...%]	...% [...-...%]	...% [...-...%]

EXPENDITURES

	Financing sources					Total
	Domestic private	Domestic public	International: PEPFAR	International: Global Fund	International: all others	
Last available report:

HIV COMORBIDITIES

Estimated number of incident tuberculosis cases among people living with HIV (2017)	0 [0-0]
People living with HIV who started TB preventive therapy (2017)	0%
Cervical cancer screening of women living with HIV	...
People coinfecting with HIV and hepatitis B virus receiving combined treatment (2018)	0%
People coinfecting with HIV and hepatitis C virus starting hepatitis C treatment (2018)	0%

HIV PREVENTION

Adults aged 15+ years with unsuppressed viral load	...
Knowledge of HIV prevention among young people aged 15-24 years (2016)	
— Women	29.3%
— Men	26.4%
Condom use at last sex with a non-marital, non-cohabiting partner	
— Women	...
— Men	...
Women aged 15-49 years who have their demand for family planning satisfied by modern methods (2017)	29.4%
Men aged 15-49 years who are circumcised	Not applicable
Voluntary medical male circumcisions performed according to national standards	Not applicable
People who received PrEP at least once during the reporting period	...
Harm reduction	
— Use of sterile injecting equipment at last injection	...
— Needles and syringes distributed per person who injects	...
— Coverage of opioid substitution therapy	...
— Naloxone available (2019)	...
— Safe injection rooms available (2019)	...

Note: HIV epidemiological estimates were not available at the time of publication.

LAWS AND POLICIES

Laws criminalizing the transmission of, non-disclosure of or exposure to HIV transmission ...

Criminalization of sex work among consenting adults ...

Criminalization of same-sex sexual acts Yes, imprisonment (up to 14 years)

Drug use or possession for personal use is an offence ...

Criminalization of transgender people ...

Laws or policies restricting the entry, stay and residence of people living with HIV Yes

Parental consent for adolescents to access HIV testing ...

Spousal consent for married women to access sexual and reproductive health services ...

Mandatory HIV testing for marriage, work or residence permits or for certain groups ...

STIGMA AND DISCRIMINATION

Percentage of women and men aged 15–49 years who report discriminatory attitudes towards people living with HIV

Percentage of people living with HIV denied health services because of their HIV status in the last 12 months

Percentage of people living with HIV who reported a health-care professional told others about their HIV status without their consent

VIOLENCE

Proportion of ever-married or partnered women aged 15–49 years who experienced physical or sexual violence from a male intimate partner in the past 12 months

EPIDEMIC ESTIMATES

	2010	2015	2018
New HIV infections			
New HIV infections (all ages)	<100 [<100– <100]	<100 [<100– <100]	<100 [<100– <100]
New HIV infections (0–14)	... [...–...]	... [...–...]	... [...–...]
New HIV infections (women, 15+)	<100 [<100– <100]	<100 [<100– <100]	<100 [<100– <100]
New HIV infections (men, 15+)	<100 [<100– <100]	<100 [<100– <100]	<100 [<100– <100]
HIV incidence per 1000 population	0.02 [0.02–0.02]	0.02 [0.01–0.02]	0.01 [0.01–0.02]
AIDS-related deaths			
AIDS-related deaths (all ages)	<100 [<100– <100]	<100 [<100– <100]	<100 [<100– <100]
AIDS-related deaths (0–14)	... [...–...]	... [...–...]	... [...–...]
AIDS-related deaths (women, 15+)	<100 [<100– <100]	<100 [<100– <100]	<100 [<100– <100]
AIDS-related deaths (men, 15+)	<100 [<100– <100]	<100 [<100– <100]	<100 [<100– <100]
People living with HIV			
People living with HIV (all ages)	<500 [<500– <500]	540 [<500–600]	600 [530–670]
People living with HIV (0–14)	... [...–...]	... [...–...]	... [...–...]
People living with HIV (women, 15+)	<100 [<100– <100]	<100 [<100– <200]	<200 [<100– <200]
People living with HIV (men, 15+)	<500 [<500– <500]	<500 [<500– <500]	<500 [<500–550]
HIV prevalence (15–49)	<0.1 [<0.1– <0.1]	<0.1 [<0.1– <0.1]	<0.1 [<0.1– <0.1]

LAWS AND POLICIES

Laws criminalizing the transmission of, non-disclosure of or exposure to HIV transmission	Yes
Criminalization of sex work among consenting adults	Any criminalization or punitive regulation of sex work
Criminalization of same-sex sexual acts	Laws penalizing same-sex sexual acts have been decriminalized or never existed
Drug use or possession for personal use is an offence	Possession of drugs for personal use or drug use and/or consumption are specified as criminal offences
Criminalization of transgender people	Neither criminalized nor prosecuted
Laws or policies restricting the entry, stay and residence of people living with HIV	No
Parental consent for adolescents to access HIV testing	Yes, for adolescents younger than 18 years
Spousal consent for married women to access sexual and reproductive health services	No
Mandatory HIV testing for marriage, work or residence permits or for certain groups	Yes

STIGMA AND DISCRIMINATION

Percentage of women and men aged 15–49 years who report discriminatory attitudes towards people living with HIV	2010	2014
	75.6	72.7

Percentage of people living with HIV denied health services because of their HIV status in the last 12 months

Percentage of people living with HIV who reported a health-care professional told others about their HIV status without their consent

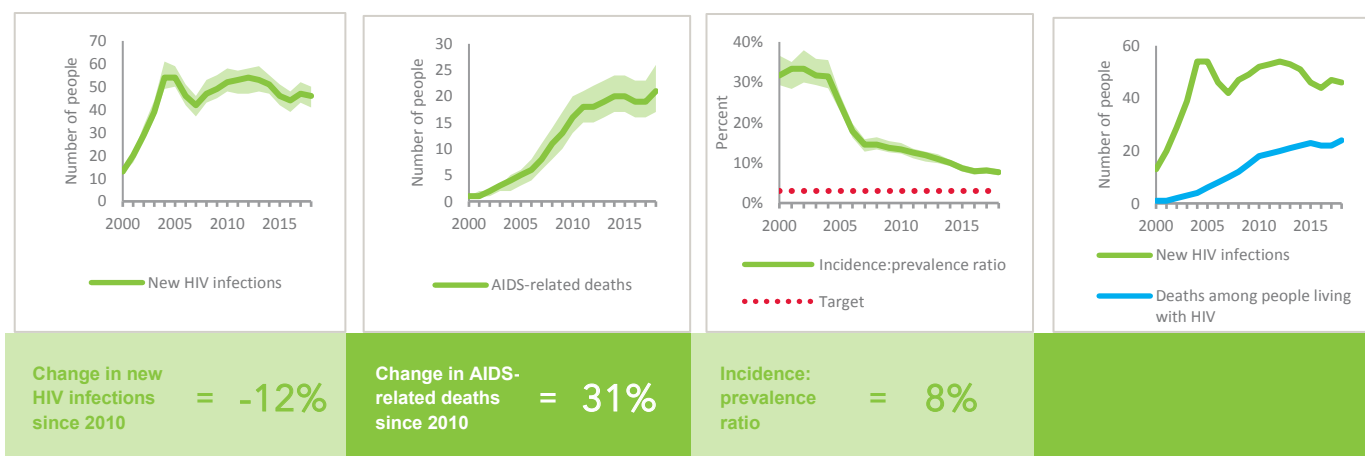
VIOLENCE

Proportion of ever-married or partnered women aged 15–49 years who experienced physical or sexual violence from a male intimate partner in the past 12 months

EXPENDITURES

	Financing sources					Total
	Domestic private	Domestic public	International: PEPFAR	International: Global Fund	International: all others	
Last available report: 2016	...	\$3 032 500	\$5 255 800

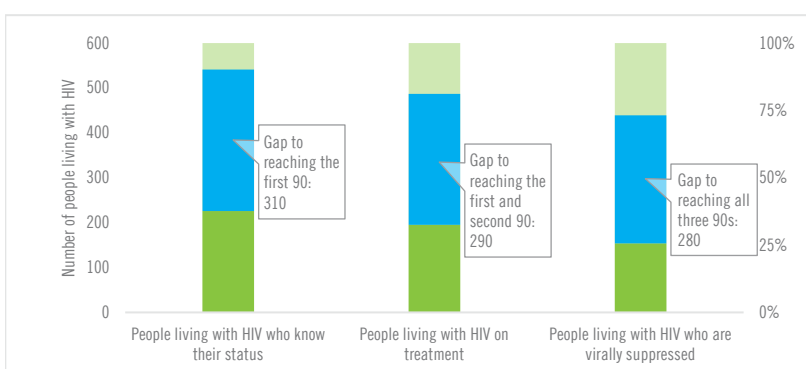
EPIDEMIC TRANSITION METRICS



KEY POPULATIONS

	Sex workers	Gay men and other men who have sex with men	People who inject drugs	Transgender people	Prisoners
Estimated size of population
HIV prevalence	0.0%	9.2%	0.0%
Know their HIV status	76.4%	87.7%
Antiretroviral therapy coverage	...	90.3%
Condom use	84.3%	76.5%
Coverage of HIV prevention programmes
Avoidance of health care because of stigma and discrimination
Expenditures (0)

HIV TESTING AND TREATMENT CASCADE



	2010	2018
All ages	38% [33–42%]	32% [29–36%] 200
Children (0–14)	...% [...–...%]	...% [...–...%] ...
Women (15+)	39% [35–44%]	30% [27–33%] 30
Men (15+)	38% [33–42%]	33% [29–37%] 160

ELIMINATION OF MOTHER-TO-CHILD TRANSMISSION

	2010	2018
Percentage of pregnant women living with HIV accessing antiretroviral medicines	...% [...–...%]	...% [...–...%]
Early infant diagnosis	...% [...–...%]	...% [...–...%]

HIV COMORBIDITIES

Estimated number of incident tuberculosis cases among people living with HIV (2017)	25 [13–42]
People living with HIV who started TB preventive therapy (2017)	4%
Cervical cancer screening of women living with HIV	...
People coinfecting with HIV and hepatitis B virus receiving combined treatment (2018)	100%
People coinfecting with HIV and hepatitis C virus starting hepatitis C treatment (2018)	0%

HIV PREVENTION

Adults aged 15+ years with unsuppressed viral load	<0.1%
Knowledge of HIV prevention among young people aged 15–24 years (2014)	
— Women	22.8%
— Men	20.7%

Condom use at last sex with a non-marital, non-cohabiting partner	
— Women	...
— Men	...

Women aged 15–49 years who have their demand for family planning satisfied by modern methods	...
--	-----

Men aged 15–49 years who are circumcised	Not applicable
--	----------------

Voluntary medical male circumcisions performed according to national standards	Not applicable
--	----------------

People who received PrEP at least once during the reporting period (2018)	1
---	---

Harm reduction	
— Use of sterile injecting equipment at last injection	...
— Needles and syringes distributed per person who injects	...
— Coverage of opioid substitution therapy	...
— Naloxone available (2019)	No
— Safe injection rooms available (2019)	No

EPIDEMIC ESTIMATES

	2010	2015	2018
New HIV infections			
New HIV infections (all ages)	16 000 [14 000–17 000]	13 000 [12 000–15 000]	11 000 [9500–12 000]
New HIV infections (0–14)	1300 [940–1800]	1100 [920–1300]	840 [680–990]
New HIV infections (women, 15+)	5200 [4600–5900]	3700 [3300–4200]	2800 [2500–3200]
New HIV infections (men, 15+)	9000 [8000–9900]	8400 [7500–9200]	7000 [6200–7700]
HIV incidence per 1000 population	0.31 [0.28–0.35]	0.26 [0.23–0.28]	0.2 [0.18–0.22]
AIDS-related deaths			
AIDS-related deaths (all ages)	11 000 [9600–13 000]	9500 [7400–12 000]	7800 [5900–11 000]
AIDS-related deaths (0–14)	900 [690–1100]	520 [<500–620]	<500 [<500– <500]
AIDS-related deaths (women, 15+)	2000 [1700–2500]	2200 [1700–3100]	2100 [1600–3000]
AIDS-related deaths (men, 15+)	8200 [7100–9400]	6700 [5300–8500]	5300 [3900–7500]
People living with HIV			
People living with HIV (all ages)	220 000 [190 000–260 000]	230 000 [210 000–270 000]	240 000 [210 000–270 000]
People living with HIV (0–14)	8200 [6900–9600]	9600 [8300–11 000]	9800 [8400–11 000]
People living with HIV (women, 15+)	76 000 [66 000–87 000]	84 000 [75 000–96 000]	87 000 [78 000–98 000]
People living with HIV (men, 15+)	140 000 [120 000–160 000]	140 000 [120 000–160 000]	140 000 [120 000–160 000]
HIV prevalence (15–49)	0.8 [0.6–0.9]	0.8 [0.6–0.9]	0.8 [0.6–0.9]

LAWS AND POLICIES

Laws criminalizing the transmission of, non-disclosure of or exposure to HIV transmission	No
Criminalization of sex work among consenting adults	Any criminalization or punitive regulation of sex work
Criminalization of same-sex sexual acts	Yes, imprisonment (14 years - life)
Drug use or possession for personal use is an offence	Possession of drugs for personal use or drug use and/or consumption are specified as criminal offences
Criminalization of transgender people	Neither criminalized nor prosecuted
Laws or policies restricting the entry, stay and residence of people living with HIV	No
Parental consent for adolescents to access HIV testing	No
Spousal consent for married women to access sexual and reproductive health services	No
Mandatory HIV testing for marriage, work or residence permits or for certain groups	Yes

STIGMA AND DISCRIMINATION

Percentage of women and men aged 15–49 years who report discriminatory attitudes towards people living with HIV	2016 63.3
Percentage of people living with HIV denied health services because of their HIV status in the last 12 months	
Percentage of people living with HIV who reported a health-care professional told others about their HIV status without their consent	

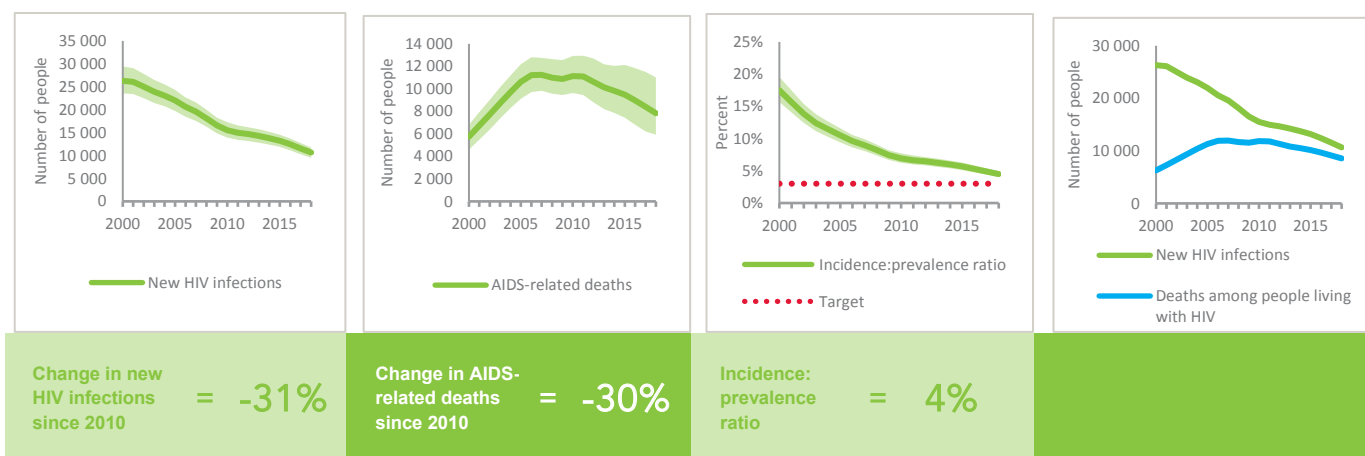
VIOLENCE

Proportion of ever-married or partnered women aged 15–49 years who experienced physical or sexual violence from a male intimate partner in the past 12 months	2016 11
---	-------------------

EXPENDITURES

	Financing sources					Total
	Domestic private	Domestic public	International: PEPFAR	International: Global Fund	International: all others	
Last available report: 2017	\$2 382 058	\$20 212 929	\$12 248 661	\$51 148 388	\$20 477 207	\$106 469 242

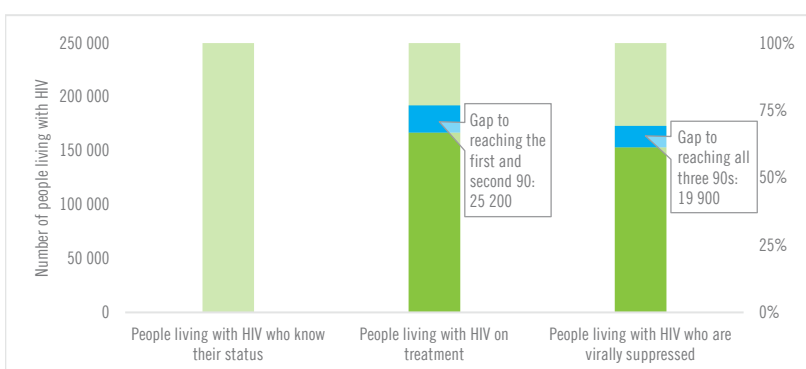
EPIDEMIC TRANSITION METRICS



KEY POPULATIONS

	Sex workers	Gay men and other men who have sex with men	People who inject drugs	Transgender people	Prisoners
Estimated size of population
HIV prevalence	5.6%	6.4%	19.0%	...	7.7%
Know their HIV status	44.6%	52.4%	27.9%
Antiretroviral therapy coverage	14.1%
Condom use	81.1%	77.1%	21.9%
Coverage of HIV prevention programmes	34.2%
Avoidance of health care because of stigma and discrimination
Expenditures (0)

HIV TESTING AND TREATMENT CASCADE



	...	70% [63–79%] 167 000	65% [58–73%]
All ages	...		
Children (0–14)	...	80% [69–93%] 7900	67% [57–77%]
Women (15+)	...	81% [73–91%] 70 500	75% [67–84%]
Men (15+)	...	63% [56–72%] 88 600	58% [52–66%]

ELIMINATION OF MOTHER-TO-CHILD TRANSMISSION

	2010	2018
Percentage of pregnant women living with HIV accessing antiretroviral medicines	34% [28–41%]	80% [69–89%]
Early infant diagnosis	1.1% [<1–1.3%]	25.0% [22.2–28.8%]

HIV COMORBIDITIES

Estimated number of incident tuberculosis cases among people living with HIV (2017)	17 000 [12 000–22 000]
People living with HIV who started TB preventive therapy (2017)	17.5%
Cervical cancer screening of women living with HIV	...
People coinfectd with HIV and hepatitis B virus receiving combined treatment (2018)	82%
People coinfectd with HIV and hepatitis C virus starting hepatitis C treatment	...

HIV PREVENTION

Adults aged 15+ years with unsuppressed viral load	0.2%
Knowledge of HIV prevention among young people aged 15–24 years (2016)	
— Women	16.2%
— Men	17.8%
Condom use at last sex with a non-marital, non-cohabiting partner (2016)	
— Women	...
— Men	77.4%
Women aged 15–49 years who have their demand for family planning satisfied by modern methods (2016)	74.9%
Men aged 15–49 years who are circumcised (2016)	Not applicable
Voluntary medical male circumcisions performed according to national standards	Not applicable
People who received PrEP at least once during the reporting period	...
Harm reduction	
— Use of sterile injecting equipment at last injection (2017)	90.8%
— Needles and syringes distributed per person who injects (2018)	351
— Coverage of opioid substitution therapy (2018)	17.2%
— Naloxone available (2019)	No
— Safe injection rooms available (2019)	No

EPIDEMIC ESTIMATES

	2010	2015	2018
New HIV infections			
New HIV infections (all ages)	2100 [1900–2300]	1200 [1100–1300]	900 [800–980]
New HIV infections (0–14)	<500 [<200– <500]	<200 [<200– <200]	<100 [<100– <200]
New HIV infections (women, 15+)	850 [740–940]	<500 [<500– <500]	<500 [<500– <500]
New HIV infections (men, 15+)	1000 [910–1100]	680 [600–740]	530 [<500–580]
HIV incidence per 1000 population	0.08 [0.07–0.09]	0.04 [0.04–0.05]	0.03 [0.03–0.03]
AIDS-related deaths			
AIDS-related deaths (all ages)	1400 [1200–1700]	1100 [920–1400]	910 [700–1200]
AIDS-related deaths (0–14)	<200 [<200– <200]	<100 [<100– <200]	<100 [<100– <100]
AIDS-related deaths (women, 15+)	<500 [<500– <500]	<500 [<200– <500]	<200 [<200– <500]
AIDS-related deaths (men, 15+)	1000 [840–1200]	850 [680–1100]	680 [540–910]
People living with HIV			
People living with HIV (all ages)	31 000 [27 000–36 000]	31 000 [27 000–36 000]	30 000 [26 000–34 000]
People living with HIV (0–14)	1400 [1300–1700]	1500 [1400–1800]	1400 [1200–1600]
People living with HIV (women, 15+)	9800 [8700–11 000]	11 000 [9900–13 000]	12 000 [10 000–13 000]
People living with HIV (men, 15+)	20 000 [17 000–24 000]	18 000 [16 000–21 000]	17 000 [15 000–20 000]
HIV prevalence (15–49)	0.2 [0.2–0.2]	0.2 [0.1–0.2]	0.1 [0.1–0.2]

LAWS AND POLICIES

Laws criminalizing the transmission of, non-disclosure of or exposure to HIV transmission	Yes
Criminalization of sex work among consenting adults	Any criminalization or punitive regulation of sex work
Criminalization of same-sex sexual acts	Laws penalizing same-sex sexual acts have been decriminalized or never existed
Drug use or possession for personal use is an offence	Possession of drugs for personal use or drug use and/or consumption are specified as criminal offences
Criminalization of transgender people	Neither criminalized nor prosecuted
Laws or policies restricting the entry, stay and residence of people living with HIV	No
Parental consent for adolescents to access HIV testing	Yes, for adolescents younger than 16 years
Spousal consent for married women to access sexual and reproductive health services	No
Mandatory HIV testing for marriage, work or residence permits or for certain groups	No

STIGMA AND DISCRIMINATION

	2011	2016
Percentage of women and men aged 15–49 years who report discriminatory attitudes towards people living with HIV	28.3	38

Percentage of people living with HIV denied health services because of their HIV status in the last 12 months

Percentage of people living with HIV who reported a health-care professional told others about their HIV status without their consent

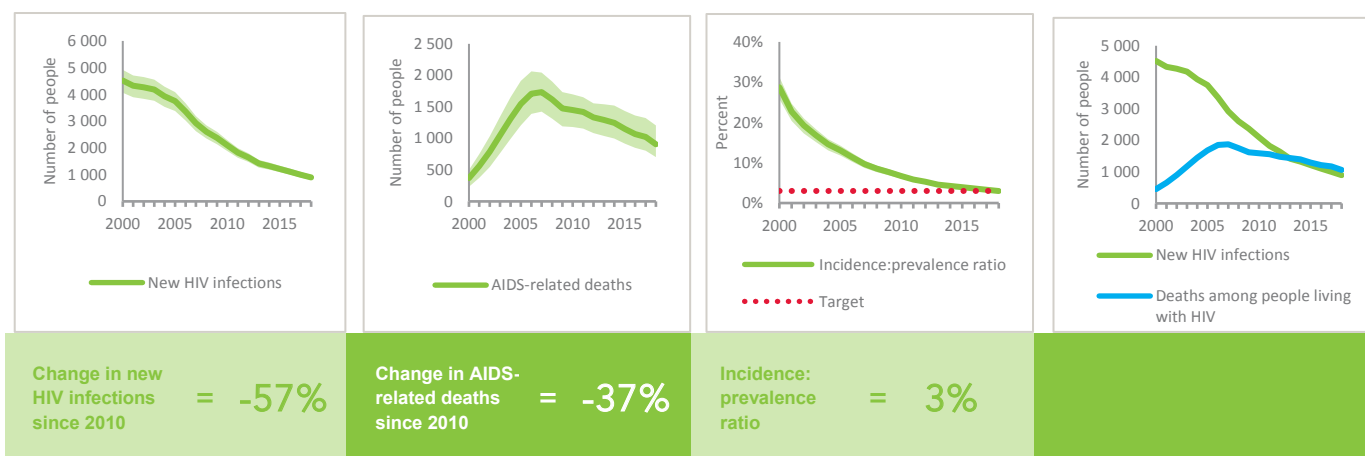
VIOLENCE

	2011	2016
Proportion of ever-married or partnered women aged 15–49 years who experienced physical or sexual violence from a male intimate partner in the past 12 months	14.3	11.2

EXPENDITURES

	Financing sources					Total
	Domestic private	Domestic public	International: PEPFAR	International: Global Fund	International: all others	
Last available report: 2018	...	\$2 335 783	...	\$10 571 595	\$2 852 016	\$15 759 395

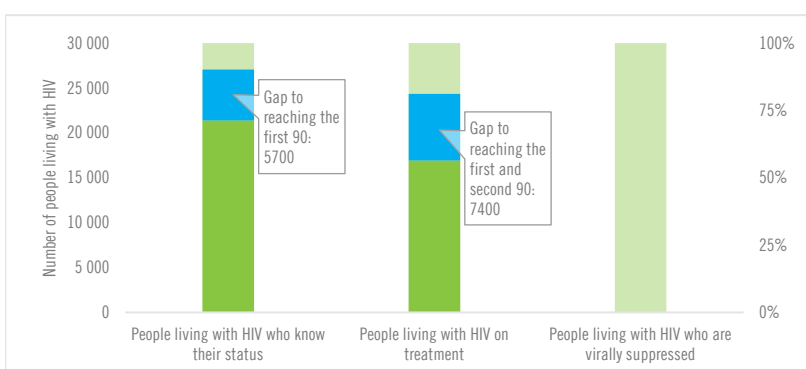
EPIDEMIC TRANSITION METRICS



KEY POPULATIONS

	Sex workers	Gay men and other men who have sex with men	People who inject drugs	Transgender people	Prisoners
Estimated size of population	22 000
HIV prevalence	4.2%	5.0%	8.8%	8.5%	...
Know their HIV status	95.2%	89.6%	98.3%	89.4%	...
Antiretroviral therapy coverage
Condom use	88.2%	94.6%	48.9%	91.5%	...
Coverage of HIV prevention programmes	34.8%	79.7%	67.8%	29.8%	...
Avoidance of health care because of stigma and discrimination
Expenditures (2014)	\$200 879	\$875 761	\$1 825 145		

HIV TESTING AND TREATMENT CASCADE



	71% [63–82%]	56% [50–65%] 16 900	...% [...–...%]
All ages			
Children (0–14)	92% [81–>95%]	91% [80–>95%] 1300	...% [...–...%]
Women (15+)	71% [63–80%]	66% [58–74%] 7600	...% [...–...%]
Men (15+)	70% [61–81%]	47% [41–55%] 8000	...% [...–...%]

ELIMINATION OF MOTHER-TO-CHILD TRANSMISSION

	2010	2018
Percentage of pregnant women living with HIV accessing antiretroviral medicines	14% [11–16%]	51% [43–60%]
Early infant diagnosis	3.3% [2.7–4.1%]	70.8% [59.6–83.3%]

HIV COMORBIDITIES

Estimated number of incident tuberculosis cases among people living with HIV (2017)	870 [480–1400]
People living with HIV who started TB preventive therapy (2017)	...
Cervical cancer screening of women living with HIV	...
People coinfecting with HIV and hepatitis B virus receiving combined treatment	...
People coinfecting with HIV and hepatitis C virus starting hepatitis C treatment	...

HIV PREVENTION

Adults aged 15+ years with unsuppressed viral load	...
Knowledge of HIV prevention among young people aged 15–24 years (2016)	
— Women	20.7%
— Men	27.1%
Condom use at last sex with a non-marital, non-cohabiting partner (2016)	
— Women	...
— Men	67.6%
Women aged 15–49 years who have their demand for family planning satisfied by modern methods (2016)	56.3%
Men aged 15–49 years who are circumcised	Not applicable
Voluntary medical male circumcisions performed according to national standards	Not applicable
People who received PrEP at least once during the reporting period	...
Harm reduction	
— Use of sterile injecting equipment at last injection (2017)	97.6%
— Needles and syringes distributed per person who injects (2018)	85
— Coverage of opioid substitution therapy (2018)	2.8%
— Naloxone available (2019)	No
— Safe injection rooms available (2019)	No

EPIDEMIC ESTIMATES

	2010	2015	2018
New HIV infections			
New HIV infections (all ages)	<200 [<200– <200]	<200 [<200– <200]	<200 [<200– <200]
New HIV infections (0–14)	... [...–...]	... [...–...]	... [...–...]
New HIV infections (women, 15+)	<100 [<100– <100]	<100 [<100– <100]	<100 [<100– <100]
New HIV infections (men, 15+)	<200 [<200– <200]	<200 [<200– <200]	<200 [<200– <200]
HIV incidence per 1000 population	0.04 [0.03–0.04]	0.04 [0.03–0.04]	0.03 [0.03–0.04]
AIDS-related deaths			
AIDS-related deaths (all ages)	<100 [<100– <100]	<100 [<100– <100]	<100 [<100– <100]
AIDS-related deaths (0–14)	... [...–...]	... [...–...]	... [...–...]
AIDS-related deaths (women, 15+)	<100 [<100– <100]	<100 [<100– <100]	<100 [<100– <100]
AIDS-related deaths (men, 15+)	<100 [<100– <100]	<100 [<100– <100]	<100 [<100– <100]
People living with HIV			
People living with HIV (all ages)	2500 [2100–2800]	3200 [2700–3700]	3600 [3100–4200]
People living with HIV (0–14)	... [...–...]	... [...–...]	... [...–...]
People living with HIV (women, 15+)	<500 [<500–540]	570 [<500–620]	590 [520–650]
People living with HIV (men, 15+)	2000 [1700–2300]	2700 [2200–3100]	3000 [2500–3600]
HIV prevalence (15–49)	<0.1 [<0.1– <0.1]	<0.1 [<0.1–0.1]	0.1 [<0.1–0.1]

LAWS AND POLICIES

Laws criminalizing the transmission of, non-disclosure of or exposure to HIV transmission	Yes
Criminalization of sex work among consenting adults	Sex work is not subject to punitive regulations or is not criminalized
Criminalization of same-sex sexual acts	Laws penalizing same-sex sexual acts have been decriminalized or never existed
Drug use or possession for personal use is an offence	Possession of drugs for personal use or drug use and/or consumption are specified as criminal offences
Criminalization of transgender people	Neither criminalized nor prosecuted
Laws or policies restricting the entry, stay and residence of people living with HIV	Yes
Parental consent for adolescents to access HIV testing	No
Spousal consent for married women to access sexual and reproductive health services	No
Mandatory HIV testing for marriage, work or residence permits or for certain groups	Yes

STIGMA AND DISCRIMINATION

Percentage of women and men aged 15–49 years who report discriminatory attitudes towards people living with HIV

Percentage of people living with HIV denied health services because of their HIV status in the last 12 months

Percentage of people living with HIV who reported a health-care professional told others about their HIV status without their consent

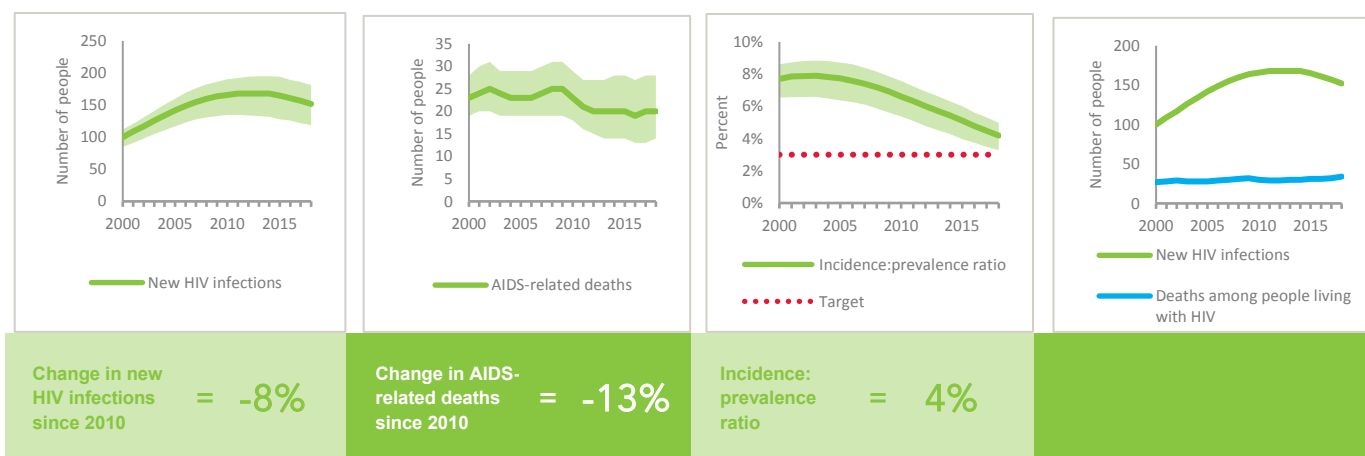
VIOLENCE

Proportion of ever-married or partnered women aged 15–49 years who experienced physical or sexual violence from a male intimate partner in the past 12 months

EXPENDITURES

	Financing sources					Total
	Domestic private	Domestic public	International: PEPFAR	International: Global Fund	International: all others	
Last available report: 2017	\$30 068 244

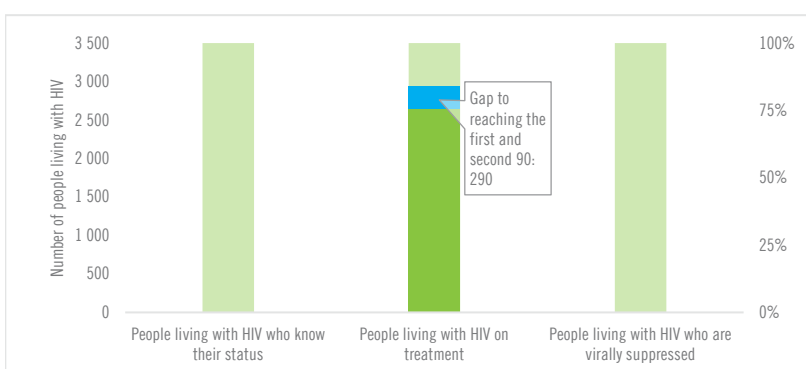
EPIDEMIC TRANSITION METRICS



KEY POPULATIONS

	Sex workers	Gay men and other men who have sex with men	People who inject drugs	Transgender people	Prisoners
Estimated size of population	15 000	...	10 000
HIV prevalence	...	6.5%	0.2%
Know their HIV status
Antiretroviral therapy coverage
Condom use	...	81.0%
Coverage of HIV prevention programmes
Avoidance of health care because of stigma and discrimination
Expenditures (2017)	\$0	\$0	\$0

HIV TESTING AND TREATMENT CASCADE



	...	73% [62–84%] 2700	...
All ages	...% [...–...%]	73% [62–84%] 2700	...% [...–...%]
Children (0–14)	...% [...–...%]% [...–...%]
Women (15+)	...% [...–...%]	71% [62–78%] 420	...% [...–...%]
Men (15+)	...% [...–...%]	73% [60–86%] 2200	...% [...–...%]

ELIMINATION OF MOTHER-TO-CHILD TRANSMISSION

	2010	2018
Percentage of pregnant women living with HIV accessing antiretroviral medicines	...% [...–...%]	...% [...–...%]
Early infant diagnosis	...% [...–...%]	...% [...–...%]

HIV COMORBIDITIES

Estimated number of incident tuberculosis cases among people living with HIV (2017)	1 [1–2]
People living with HIV who started TB preventive therapy (2017)	...
Cervical cancer screening of women living with HIV	...
People coinfecting with HIV and hepatitis B virus receiving combined treatment	...
People coinfecting with HIV and hepatitis C virus starting hepatitis C treatment	...

HIV PREVENTION

Adults aged 15+ years with unsuppressed viral load	...
Knowledge of HIV prevention among young people aged 15–24 years	...
— Women	...
— Men	...
Condom use at last sex with a non-marital, non-cohabiting partner	...
— Women	...
— Men	...
Women aged 15–49 years who have their demand for family planning satisfied by modern methods	...
Men aged 15–49 years who are circumcised	Not applicable
Voluntary medical male circumcisions performed according to national standards	Not applicable
People who received PrEP at least once during the reporting period	...
Harm reduction	...
— Use of sterile injecting equipment at last injection	...
— Needles and syringes distributed per person who injects (2018)	233
— Coverage of opioid substitution therapy	...
— Naloxone available (2019)	No
— Safe injection rooms available (2019)	No

EPIDEMIC ESTIMATES

	2010	2015	2018
New HIV infections			
New HIV infections (all ages)	14 000 [12 000–15 000]	18 000 [17 000–20 000]	22 000 [20 000–24 000]
New HIV infections (0–14)	760 [640–900]	1200 [990–1300]	1400 [1200–1600]
New HIV infections (women, 15+)	3800 [3200–4300]	4900 [4400–5400]	5900 [5200–6500]
New HIV infections (men, 15+)	9400 [8300–10 000]	12 000 [11 000–14 000]	15 000 [13 000–16 000]
HIV incidence per 1000 population	0.08 [0.07–0.09]	0.1 [0.09–0.11]	0.11 [0.1–0.12]
AIDS-related deaths			
AIDS-related deaths (all ages)	1400 [870–1900]	4700 [3700–5800]	6400 [5200–7600]
AIDS-related deaths (0–14)	<500 [<500– <500]	660 [560–760]	800 [690–920]
AIDS-related deaths (women, 15+)	<500 [<200– <500]	1200 [930–1500]	1800 [1500–2200]
AIDS-related deaths (men, 15+)	700 [<500–1000]	2800 [2200–3500]	3800 [3100–4600]
People living with HIV			
People living with HIV (all ages)	67 000 [57 000–76 000]	120 000 [110 000–140 000]	160 000 [140 000–190 000]
People living with HIV (0–14)	1800 [1500–2000]	4000 [3400–4500]	5500 [4700–6300]
People living with HIV (women, 15+)	19 000 [17 000–22 000]	37 000 [32 000–42 000]	48 000 [42 000–54 000]
People living with HIV (men, 15+)	46 000 [39 000–52 000]	84 000 [73 000–96 000]	110 000 [97 000–120 000]
HIV prevalence (15–49)	<0.1 [<0.1– <0.1]	0.1 [<0.1–0.1]	0.1 [0.1–0.2]

LAWS AND POLICIES

Laws criminalizing the transmission of, non-disclosure of or exposure to HIV transmission	No
Criminalization of sex work among consenting adults	Any criminalization or punitive regulation of sex work
Criminalization of same-sex sexual acts	Yes, death penalty
Drug use or possession for personal use is an offence	No
Criminalization of transgender people	...
Laws or policies restricting the entry, stay and residence of people living with HIV	No
Parental consent for adolescents to access HIV testing	Yes, for adolescents younger than 18 years
Spousal consent for married women to access sexual and reproductive health services	...
Mandatory HIV testing for marriage, work or residence permits or for certain groups	No

STIGMA AND DISCRIMINATION

Percentage of women and men aged 15–49 years who report discriminatory attitudes towards people living with HIV **2013**

49

Percentage of people living with HIV denied health services because of their HIV status in the last 12 months

Percentage of people living with HIV who reported a health-care professional told others about their HIV status without their consent

VIOLENCE

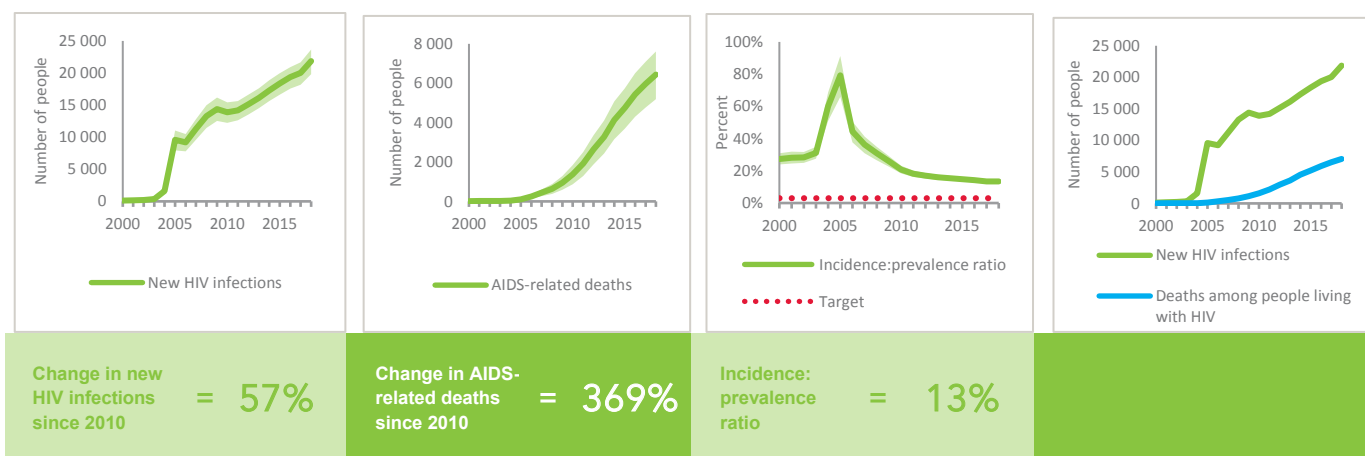
Proportion of ever-married or partnered women aged 15–49 years who experienced physical or sexual violence from a male intimate partner in the past 12 months **2013** **2018**

18 14.5

EXPENDITURES

	Financing sources					Total
	Domestic private	Domestic public	International: PEPFAR	International: Global Fund	International: all others	
Last available report: 2013	...	\$3 631 968	...	\$5 311 225	\$313 844	\$9 993 630

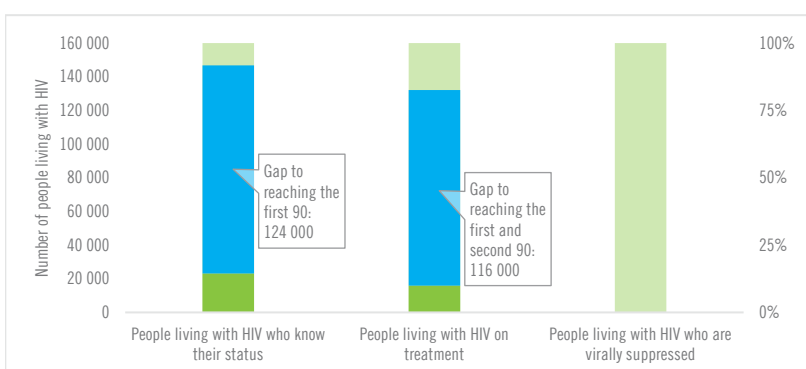
EPIDEMIC TRANSITION METRICS



KEY POPULATIONS

	Sex workers	Gay men and other men who have sex with men	People who inject drugs	Transgender people	Prisoners
Estimated size of population
HIV prevalence	3.8%	3.7%	21.0%	5.5%	...
Know their HIV status	45.0%	44.7%	39.3%	69.1%	...
Antiretroviral therapy coverage
Condom use	35.1%	22.4%	15.3%	24.4%	...
Coverage of HIV prevention programmes	0.7%	1.2%	1.6%	1.1%	...
Avoidance of health care because of stigma and discrimination
Expenditures (0)

HIV TESTING AND TREATMENT CASCADE



	14% [13–16%]	10% [9–11%] 15 800	11% [10–12%] 11 900
All ages	14% [13–16%]	10% [9–11%] 15 800	11% [10–12%] 11 900
Children (0–14)	18% [15–21%]	11% [10–13%] 610	11% [10–12%] 11 900
Women (15+)	8% [7–9%]	7% [6–8%] 3300	11% [10–12%] 11 900
Men (15+)	16% [15–19%]	11% [10–12%] 11 900	11% [10–12%] 11 900

ELIMINATION OF MOTHER-TO-CHILD TRANSMISSION

	2010	2018
Percentage of pregnant women living with HIV accessing antiretroviral medicines	1% [1–2%]	10% [8–12%]
Early infant diagnosis	1.3% [1.0–1.6%]	1.9% [1.6–2.2%]

HIV COMORBIDITIES

Estimated number of incident tuberculosis cases among people living with HIV (2017)	7200 [3600–12 000]
People living with HIV who started TB preventive therapy (2017)	...
Cervical cancer screening of women living with HIV	...
People coinfectd with HIV and hepatitis B virus receiving combined treatment	...
People coinfectd with HIV and hepatitis C virus starting hepatitis C treatment	...

HIV PREVENTION

Adults aged 15+ years with unsuppressed viral load	...
Knowledge of HIV prevention among young people aged 15–24 years (2017)	...
— Women	1.8%
— Men	5.9%
Condom use at last sex with a non-marital, non-cohabiting partner	...
— Women	...
— Men	...
Women aged 15–49 years who have their demand for family planning satisfied by modern methods	...
Men aged 15–49 years who are circumcised	Not applicable
Voluntary medical male circumcisions performed according to national standards	Not applicable
People who received PrEP at least once during the reporting period	...
Harm reduction	...
— Use of sterile injecting equipment at last injection (2016)	72.5%
— Needles and syringes distributed per person who injects (2018)	46
— Coverage of opioid substitution therapy	...
— Naloxone available (2019)	No
— Safe injection rooms available (2019)	No

EPIDEMIC ESTIMATES

	2010	2015	2018
New HIV infections			
New HIV infections (all ages)	1700 [1500–1900]	2200 [1900–2500]	2100 [1800–2500]
New HIV infections (0–14)	<500 [<500–590]	<500 [<500– <500]	<500 [<200– <500]
New HIV infections (women, 15+)	680 [600–790]	1100 [890–1200]	1100 [860–1300]
New HIV infections (men, 15+)	520 [<500–630]	810 [680–1000]	820 [660–1000]
HIV incidence per 1000 population	0.25 [0.22–0.28]	0.29 [0.25–0.33]	0.26 [0.22–0.31]
AIDS-related deaths			
AIDS-related deaths (all ages)	... [...–...]	... [...–...]	... [...–...]
AIDS-related deaths (0–14)	... [...–...]	... [...–...]	... [...–...]
AIDS-related deaths (women, 15+)	... [...–...]	... [...–...]	... [...–...]
AIDS-related deaths (men, 15+)	... [...–...]	... [...–...]	... [...–...]
People living with HIV			
People living with HIV (all ages)	38 000 [34 000–42 000]	41 000 [37 000–46 000]	45 000 [41 000–50 000]
People living with HIV (0–14)	3400 [2900–4000]	3400 [2700–3900]	2900 [2300–3500]
People living with HIV (women, 15+)	19 000 [17 000–22 000]	22 000 [20 000–24 000]	25 000 [22 000–27 000]
People living with HIV (men, 15+)	15 000 [13 000–17 000]	16 000 [14 000–18 000]	18 000 [16 000–20 000]
HIV prevalence (15–49)	0.8 [0.7–1]	0.8 [0.7–0.9]	0.8 [0.7–0.9]

LAWS AND POLICIES

Laws criminalizing the transmission of, non-disclosure of or exposure to HIV transmission	Yes
Criminalization of sex work among consenting adults	Any criminalization or punitive regulation of sex work
Criminalization of same-sex sexual acts	Yes, penalty not specified
Drug use or possession for personal use is an offence	Possession of drugs for personal use or drug use and/or consumption are specified as criminal offences
Criminalization of transgender people	Neither criminalized nor prosecuted
Laws or policies restricting the entry, stay and residence of people living with HIV	Yes
Parental consent for adolescents to access HIV testing	Yes, for adolescents younger than 18 years
Spousal consent for married women to access sexual and reproductive health services	...
Mandatory HIV testing for marriage, work or residence permits or for certain groups	Yes

STIGMA AND DISCRIMINATION

Percentage of women and men aged 15–49 years who report discriminatory attitudes towards people living with HIV

Percentage of people living with HIV denied health services because of their HIV status in the last 12 months

Percentage of people living with HIV who reported a health-care professional told others about their HIV status without their consent

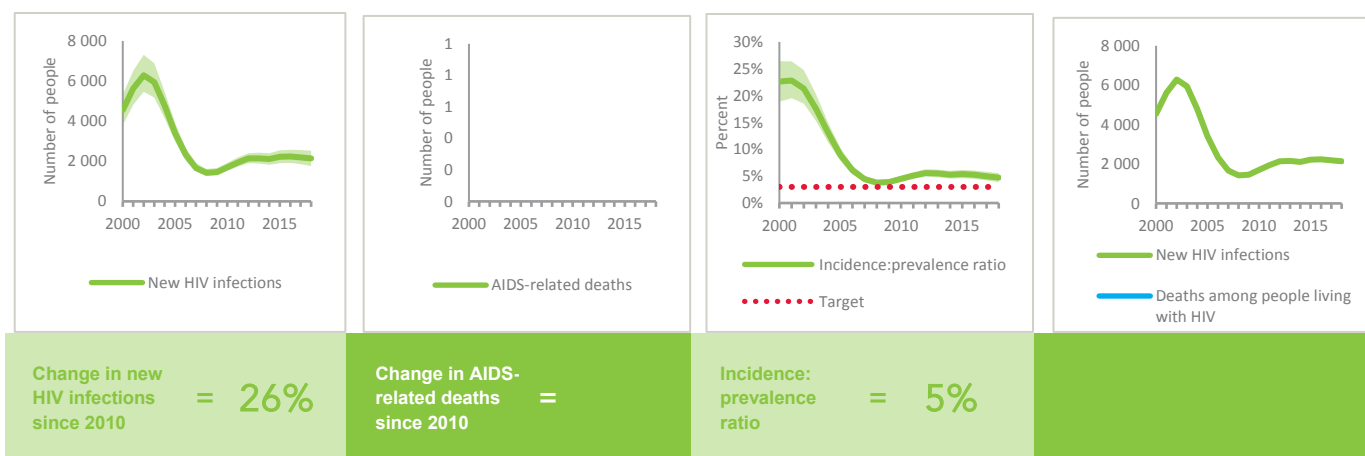
VIOLENCE

Proportion of ever-married or partnered women aged 15–49 years who experienced physical or sexual violence from a male intimate partner in the past 12 months

EXPENDITURES

	Financing sources					Total
	Domestic private	Domestic public	International: PEPFAR	International: Global Fund	International: all others	
Last available report: 2012	\$740 081	\$6 385 677	...	\$1 577 356	\$27 388 589	\$36 659 267

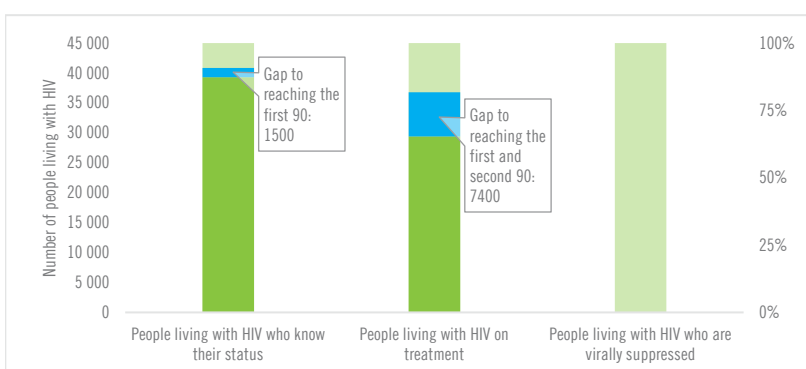
EPIDEMIC TRANSITION METRICS



KEY POPULATIONS

	Sex workers	Gay men and other men who have sex with men	People who inject drugs	Transgender people	Prisoners
Estimated size of population
HIV prevalence
Know their HIV status	...	59.0%
Antiretroviral therapy coverage
Condom use
Coverage of HIV prevention programmes
Avoidance of health care because of stigma and discrimination
Expenditures (0)

HIV TESTING AND TREATMENT CASCADE



	87% [77- >95%]	65% [58-71%] 29 400	...% [...-...%]
All ages			
Children (0-14)	49% [39-58%]	49% [39-58%] 1400	...% [...-...%]
Women (15+)	91% [83- >95%]	70% [63-77%] 17 100	...% [...-...%]
Men (15+)	87% [77- >95%]	61% [54-67%] 10 900	...% [...-...%]

ELIMINATION OF MOTHER-TO-CHILD TRANSMISSION

	2010	2018
Percentage of pregnant women living with HIV accessing antiretroviral medicines	5% [4-6%]	79% [59-95%]
Early infant diagnosis	...% [...-...%]	74.6% [61.7- >95%]

HIV COMORBIDITIES

Estimated number of incident tuberculosis cases among people living with HIV (2017)	3500 [2000-5400]
People living with HIV who started TB preventive therapy (2017)	15.6%
Cervical cancer screening of women living with HIV	...
People coinfecting with HIV and hepatitis B virus receiving combined treatment	...
People coinfecting with HIV and hepatitis C virus starting hepatitis C treatment	...

HIV PREVENTION

Adults aged 15+ years with unsuppressed viral load	...
Knowledge of HIV prevention among young people aged 15-24 years	...
— Women	...
— Men	...
Condom use at last sex with a non-marital, non-cohabiting partner	...
— Women	...
— Men	...
Women aged 15-49 years who have their demand for family planning satisfied by modern methods	...
Men aged 15-49 years who are circumcised	Not applicable
Voluntary medical male circumcisions performed according to national standards	Not applicable
People who received PrEP at least once during the reporting period	...
Harm reduction	...
— Use of sterile injecting equipment at last injection	...
— Needles and syringes distributed per person who injects	...
— Coverage of opioid substitution therapy	...
— Naloxone available (2019)	No
— Safe injection rooms available (2019)	No

EPIDEMIC ESTIMATES

	2010	2015	2018
New HIV infections			
New HIV infections (all ages)	4400 [3700–5000]	9500 [7800–11 000]	13 000 [11 000–16 000]
New HIV infections (0–14)	<100 [<100– <100]	<100 [<100– <100]	<200 [<100– <200]
New HIV infections (women, 15+)	<500 [<500– <500]	560 [<500–660]	810 [640–960]
New HIV infections (men, 15+)	4100 [3400–4600]	8800 [7300–10 000]	12 000 [10 000–14 000]
HIV incidence per 1000 population	0.05 [0.04–0.05]	0.09 [0.08–0.11]	0.13 [0.11–0.15]
AIDS-related deaths			
AIDS-related deaths (all ages)	<500 [<200– <500]	770 [<500–1100]	1200 [800–1700]
AIDS-related deaths (0–14)	<100 [<100– <100]	<100 [<100– <100]	<100 [<100– <100]
AIDS-related deaths (women, 15+)	<100 [<100– <100]	<100 [<100– <100]	<200 [<100– <200]
AIDS-related deaths (men, 15+)	<500 [<200– <500]	680 [<500–1000]	1000 [680–1500]
People living with HIV			
People living with HIV (all ages)	15 000 [13 000–18 000]	46 000 [38 000–53 000]	77 000 [65 000–90 000]
People living with HIV (0–14)	<100 [<100– <200]	<500 [<200– <500]	<500 [<500–510]
People living with HIV (women, 15+)	1100 [900–1200]	2800 [2400–3300]	4600 [3900–5400]
People living with HIV (men, 15+)	14 000 [12 000–16 000]	43 000 [36 000–50 000]	72 000 [60 000–84 000]
HIV prevalence (15–49)	<0.1 [<0.1– <0.1]	<0.1 [<0.1–0.1]	0.1 [0.1–0.2]

LAWS AND POLICIES

Laws criminalizing the transmission of, non-disclosure of or exposure to HIV transmission	Yes
Criminalization of sex work among consenting adults	...
Criminalization of same-sex sexual acts	Laws penalizing same-sex sexual acts have been decriminalized or never existed
Drug use or possession for personal use is an offence	...
Criminalization of transgender people	Neither criminalized nor prosecuted
Laws or policies restricting the entry, stay and residence of people living with HIV	No
Parental consent for adolescents to access HIV testing	Yes, for adolescents younger than 18 years
Spousal consent for married women to access sexual and reproductive health services	No
Mandatory HIV testing for marriage, work or residence permits or for certain groups	No

STIGMA AND DISCRIMINATION

Percentage of women aged 15–49 years who report discriminatory attitudes towards people living with HIV **2017**

71.2

Percentage of people living with HIV denied health services because of their HIV status in the last 12 months

Percentage of people living with HIV who reported a health-care professional told others about their HIV status without their consent

VIOLENCE

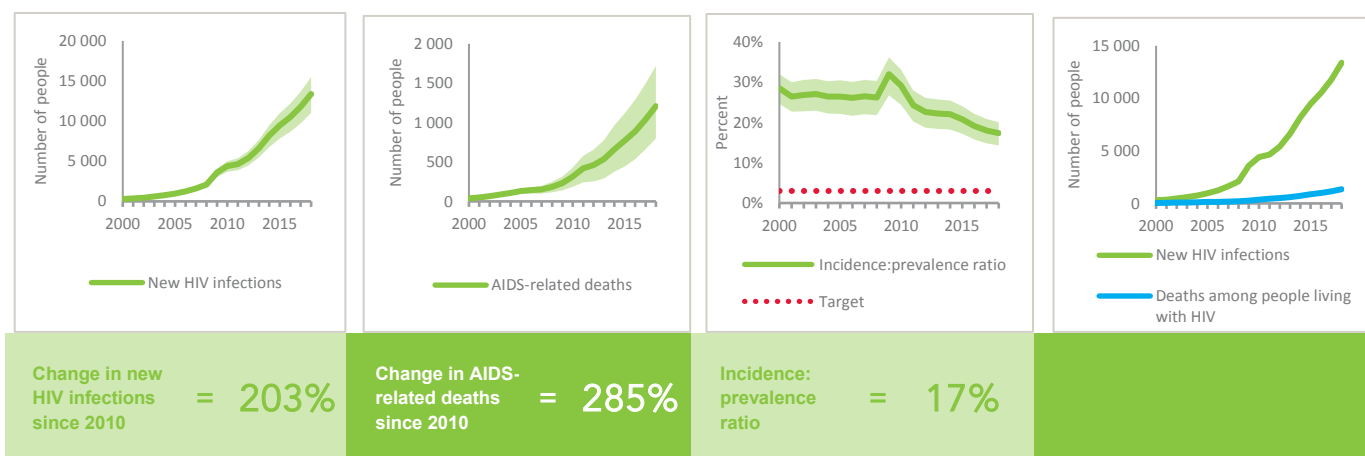
Proportion of ever-married or partnered women aged 15–49 years who experienced physical or sexual violence from a male intimate partner in the past 12 months **2013** **2017**

7.1 5.5

EXPENDITURES

	Financing sources					Total
	Domestic private	Domestic public	International: PEPFAR	International: Global Fund	International: all others	
Last available report: 2013	\$17 814	\$4 522 803	...	\$3 180 753	\$2 018 819	\$10 319 421

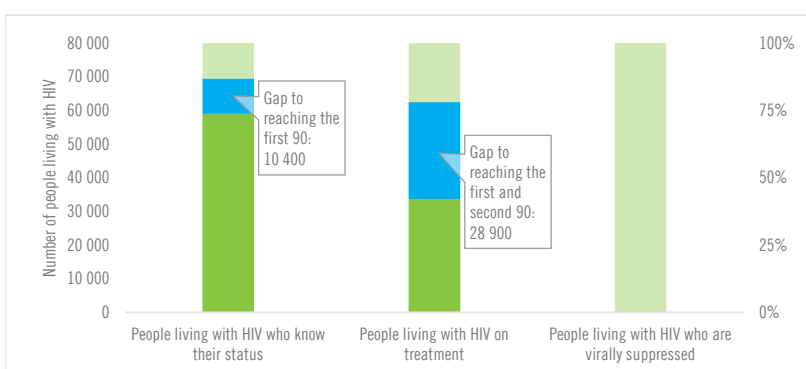
EPIDEMIC TRANSITION METRICS



KEY POPULATIONS

	Sex workers	Gay men and other men who have sex with men	People who inject drugs	Transgender people	Prisoners
Estimated size of population
HIV prevalence	0.6%	4.9%	29.0%	1.7%	...
Know their HIV status	24.6%	16.1%	26.9%	14.7%	...
Antiretroviral therapy coverage
Condom use	70.6%	49.8%	14.5%	37.2%	...
Coverage of HIV prevention programmes	35.8%	27.9%	51.8%	27.1%	...
Avoidance of health care because of stigma and discrimination
Expenditures (0)

HIV TESTING AND TREATMENT CASCADE



	76% [64–89%]	44% [37–51%] 33 600	...% [...–...%]
All ages			
Children (0–14)	28% [22–34%]	20% [16–25%] 90	...% [...–...%]
Women (15+)	78% [66–92%]	22% [19–26%] 1000	...% [...–...%]
Men (15+)	77% [64–90%]	45% [38–53%] 32 500	...% [...–...%]

ELIMINATION OF MOTHER-TO-CHILD TRANSMISSION

	2010	2018
Percentage of pregnant women living with HIV accessing antiretroviral medicines	13% [11–17%]	18% [15–22%]
Early infant diagnosis	7.8% [6.2–9.5%]	3.6% [3.0–4.4%]

HIV COMORBIDITIES

Estimated number of incident tuberculosis cases among people living with HIV (2017)	7000 [2900 –13 000]
People living with HIV who started TB preventive therapy (2017)	56.5%
Cervical cancer screening of women living with HIV	...
People coinfecting with HIV and hepatitis B virus receiving combined treatment	...
People coinfecting with HIV and hepatitis C virus starting hepatitis C treatment	...

HIV PREVENTION

Adults aged 15+ years with unsuppressed viral load	...
Knowledge of HIV prevention among young people aged 15–24 years (2017)	
— Women	20.2%
— Men	...
Condom use at last sex with a non-marital, non-cohabiting partner (2017)	
— Women	10.3%
— Men	...
Women aged 15–49 years who have their demand for family planning satisfied by modern methods (2017)	56.1%
Men aged 15–49 years who are circumcised	Not applicable
Voluntary medical male circumcisions performed according to national standards	Not applicable
People who received PrEP at least once during the reporting period	...
Harm reduction	
— Use of sterile injecting equipment at last injection (2015)	63.6%
— Needles and syringes distributed per person who injects	...
— Coverage of opioid substitution therapy	...
— Naloxone available (2019)	No
— Safe injection rooms available (2019)	No

KEY POPULATIONS

	Sex workers	Gay men and other men who have sex with men	People who inject drugs	Transgender people	Prisoners
Estimated size of population
HIV prevalence
Know their HIV status
Antiretroviral therapy coverage
Condom use	...	65.4%
Coverage of HIV prevention programmes
Avoidance of health care because of stigma and discrimination
Expenditures (0)

HIV TESTING AND TREATMENT CASCADE



	People living with HIV who know their status	People living with HIV on treatment	People living with HIV who are virally suppressed
All ages	...% [...-...%]	...% [...-...%]	...% [...-...%]
Children (0-14)	...% [...-...%]	...% [...-...%]	...% [...-...%]
Women (15+)	...% [...-...%]	...% [...-...%]	...% [...-...%]
Men (15+)	...% [...-...%]	...% [...-...%]	...% [...-...%]

EXPENDITURES

	Financing sources					Total
	Domestic private	Domestic public	International: PEPFAR	International: Global Fund	International: all others	
Last available report: 2011	...	\$11 171 000	\$11 171 000

HIV COMORBIDITIES

Estimated number of incident tuberculosis cases among people living with HIV (2017)	630 [360-970]
People living with HIV who started TB preventive therapy (2017)	...
Cervical cancer screening of women living with HIV	...
People coinfectd with HIV and hepatitis B virus receiving combined treatment	...
People coinfectd with HIV and hepatitis C virus starting hepatitis C treatment	...

HIV PREVENTION

Adults aged 15+ years with unsuppressed viral load	...
Knowledge of HIV prevention among young people aged 15-24 years	...
- Women	...
- Men	...
Condom use at last sex with a non-marital, non-cohabiting partner	...
- Women	...
- Men	...
Women aged 15-49 years who have their demand for family planning satisfied by modern methods	...
Men aged 15-49 years who are circumcised	Not applicable
Voluntary medical male circumcisions performed according to national standards	Not applicable
People who received PrEP at least once during the reporting period	...
Harm reduction	...
- Use of sterile injecting equipment at last injection	...
- Needles and syringes distributed per person who injects	...
- Coverage of opioid substitution therapy	...
- Naloxone available (2019)	...
- Safe injection rooms available (2019)	...

Note: HIV epidemiological estimates were not available at the time of publication.

LAWS AND POLICIES

Laws criminalizing the transmission of, non-disclosure of or exposure to HIV transmission	Yes
Criminalization of sex work among consenting adults	Any criminalization or punitive regulation of sex work
Criminalization of same-sex sexual acts	No specific legislation
Drug use or possession for personal use is an offence	No
Criminalization of transgender people	Neither criminalized nor prosecuted
Laws or policies restricting the entry, stay and residence of people living with HIV	No
Parental consent for adolescents to access HIV testing	No
Spousal consent for married women to access sexual and reproductive health services	No
Mandatory HIV testing for marriage, work or residence permits or for certain groups	Yes

STIGMA AND DISCRIMINATION

Percentage of women and men aged 15–49 years who report discriminatory attitudes towards people living with HIV

Percentage of people living with HIV denied health services because of their HIV status in the last 12 months

Percentage of people living with HIV who reported a health-care professional told others about their HIV status without their consent

VIOLENCE

Proportion of ever-married or partnered women aged 15–49 years who experienced physical or sexual violence from a male intimate partner in the past 12 months

EPIDEMIC ESTIMATES

	2010	2015	2018
New HIV infections			
New HIV infections (all ages)	<500 [<500–530]	<200 [<200– <200]	<200 [<200– <200]
New HIV infections (0–14)	... [...–...]	... [...–...]	... [...–...]
New HIV infections (women, 15+)	<100 [<100– <100]	<100 [<100– <100]	<100 [<100– <100]
New HIV infections (men, 15+)	<500 [<500– <500]	<200 [<200– <200]	<200 [<200– <200]
HIV incidence per 1000 population	0.14 [0.13–0.15]	0.04 [0.04–0.04]	0.04 [0.04–0.05]
AIDS-related deaths			
AIDS-related deaths (all ages)	<100 [<100– <200]	<100 [<100– <100]	<100 [<100– <100]
AIDS-related deaths (0–14)	... [...–...]	... [...–...]	... [...–...]
AIDS-related deaths (women, 15+)	<100 [<100– <100]	<100 [<100– <100]	<100 [<100– <100]
AIDS-related deaths (men, 15+)	<100 [<100– <100]	<100 [<100– <100]	<100 [<100– <100]
People living with HIV			
People living with HIV (all ages)	6500 [5700–7300]	7600 [6800–8400]	7900 [7200–8700]
People living with HIV (0–14)	... [...–...]	... [...–...]	... [...–...]
People living with HIV (women, 15+)	670 [590–760]	710 [640–790]	750 [680–830]
People living with HIV (men, 15+)	5800 [5100–6500]	6900 [6200–7600]	7200 [6500–7900]
HIV prevalence (15–49)	0.3 [0.2–0.3]	0.3 [0.2–0.3]	0.2 [0.2–0.3]

LAWS AND POLICIES

Laws criminalizing the transmission of, non-disclosure of or exposure to HIV transmission	Yes
Criminalization of sex work among consenting adults	Any criminalization or punitive regulation of sex work
Criminalization of same-sex sexual acts	Yes, imprisonment (up to 14 years)
Drug use or possession for personal use is an offence	Possession of drugs for personal use or drug use and/or consumption are specified as criminal offences
Criminalization of transgender people	Neither criminalized nor prosecuted
Laws or policies restricting the entry, stay and residence of people living with HIV	Yes
Parental consent for adolescents to access HIV testing	No
Spousal consent for married women to access sexual and reproductive health services	No
Mandatory HIV testing for marriage, work or residence permits or for certain groups	Yes

STIGMA AND DISCRIMINATION

Percentage of women and men aged 15–49 years who report discriminatory attitudes towards people living with HIV

Percentage of people living with HIV denied health services because of their HIV status in the last 12 months

Percentage of people living with HIV who reported a health-care professional told others about their HIV status without their consent

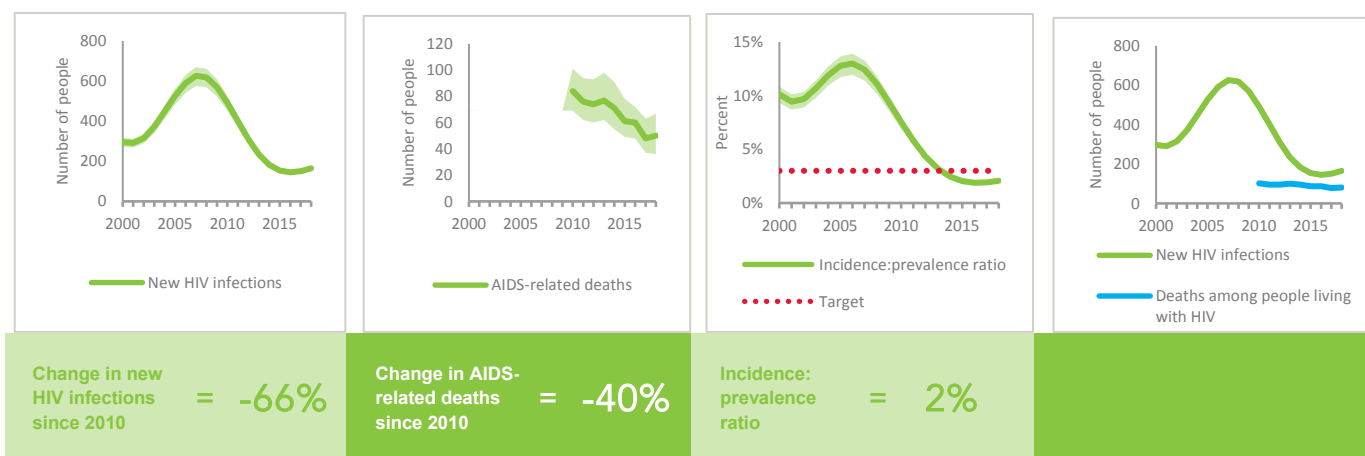
VIOLENCE

Proportion of ever-married or partnered women aged 15–49 years who experienced physical or sexual violence from a male intimate partner in the past 12 months

EXPENDITURES

	Financing sources					Total
	Domestic private	Domestic public	International: PEPFAR	International: Global Fund	International: all others	
Last available report: 2017	...	\$52 093 243	\$52 093 243

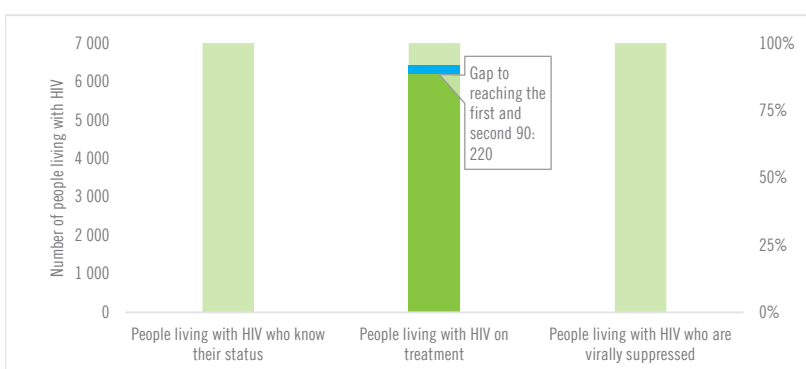
EPIDEMIC TRANSITION METRICS



KEY POPULATIONS

	Sex workers	Gay men and other men who have sex with men	People who inject drugs	Transgender people	Prisoners
Estimated size of population	11 000
HIV prevalence	0.0%	2.2%	1.5%	...	1.1%
Know their HIV status
Antiretroviral therapy coverage	100%
Condom use	100%	64.5%
Coverage of HIV prevention programmes	98.0%	25.0%
Avoidance of health care because of stigma and discrimination
Expenditures (2017)	\$0	\$0	\$0

HIV TESTING AND TREATMENT CASCADE



	...	78% [71–86%] 6200	...
All ages	...% [...–...%]	78% [71–86%] 6200	...% [...–...%]
Children (0–14)	...% [...–...%]% [...–...%]
Women (15+)	...% [...–...%]% [...–...%]
Men (15+)	...% [...–...%]% [...–...%]

ELIMINATION OF MOTHER-TO-CHILD TRANSMISSION

	2010	2018
Percentage of pregnant women living with HIV accessing antiretroviral medicines	...% [...–...%]	...% [...–...%]
Early infant diagnosis	...% [...–...%]	...% [...–...%]

HIV COMORBIDITIES

Estimated number of incident tuberculosis cases among people living with HIV (2017)	39 [33–46]
People living with HIV who started TB preventive therapy (2017)	0.4%
Cervical cancer screening of women living with HIV	...
People coinfecting with HIV and hepatitis B virus receiving combined treatment (2018)	91.67%
People coinfecting with HIV and hepatitis C virus starting hepatitis C treatment	...

HIV PREVENTION

Adults aged 15+ years with unsuppressed viral load	...
Knowledge of HIV prevention among young people aged 15–24 years	...
— Women	...
— Men	...
Condom use at last sex with a non-marital, non-cohabiting partner	...
— Women	...
— Men	...
Women aged 15–49 years who have their demand for family planning satisfied by modern methods	...
Men aged 15–49 years who are circumcised	Not applicable
Voluntary medical male circumcisions performed according to national standards	Not applicable
People who received PrEP at least once during the reporting period (2017)	24
Harm reduction	...
— Use of sterile injecting equipment at last injection	...
— Needles and syringes distributed per person who injects	...
— Coverage of opioid substitution therapy	...
— Naloxone available (2019)	No
— Safe injection rooms available (2019)	No

EPIDEMIC ESTIMATES

	2010	2015	2018
New HIV infections			
New HIV infections (all ages)	<500 [<500– <500]	<200 [<200– <500]	<200 [<200– <200]
New HIV infections (0–14)	... [...–...]	... [...–...]	... [...–...]
New HIV infections (women, 15+)	<100 [<100– <100]	<100 [<100– <100]	<100 [<100– <100]
New HIV infections (men, 15+)	<200 [<200– <200]	<200 [<200– <200]	<200 [<100– <200]
HIV incidence per 1000 population	0.01 [0.01–0.01]	0.01 [<0.01–0.01]	0.01 [<0.01– <0.01]
AIDS-related deaths			
AIDS-related deaths (all ages)	<500 [<200– <500]	<500 [<200– <500]	<200 [<200– <500]
AIDS-related deaths (0–14)	... [...–...]	... [...–...]	... [...–...]
AIDS-related deaths (women, 15+)	<100 [<100– <100]	<100 [<100– <100]	<100 [<100– <100]
AIDS-related deaths (men, 15+)	<200 [<200– <200]	<200 [<200– <200]	<200 [<100– <200]
People living with HIV			
People living with HIV (all ages)	4000 [3400–4700]	3700 [3200–4400]	3500 [3100–4000]
People living with HIV (0–14)	... [...–...]	... [...–...]	... [...–...]
People living with HIV (women, 15+)	1200 [1000–1400]	1100 [980–1300]	1000 [890–1200]
People living with HIV (men, 15+)	2700 [2300–3300]	2500 [2200–3000]	2400 [2100–2800]
HIV prevalence (15–49)	<0.1 [<0.1– <0.1]	<0.1 [<0.1– <0.1]	<0.1 [<0.1– <0.1]

LAWS AND POLICIES

Laws criminalizing the transmission of, non-disclosure of or exposure to HIV transmission	...
Criminalization of sex work among consenting adults	...
Criminalization of same-sex sexual acts	Yes, imprisonment (up to 14 years)
Drug use or possession for personal use is an offence	...
Criminalization of transgender people	...
Laws or policies restricting the entry, stay and residence of people living with HIV	No
Parental consent for adolescents to access HIV testing	...
Spousal consent for married women to access sexual and reproductive health services	...
Mandatory HIV testing for marriage, work or residence permits or for certain groups	...

STIGMA AND DISCRIMINATION

Percentage of women and men aged 15–49 years who report discriminatory attitudes towards people living with HIV

Percentage of people living with HIV denied health services because of their HIV status in the last 12 months

Percentage of people living with HIV who reported a health-care professional told others about their HIV status without their consent

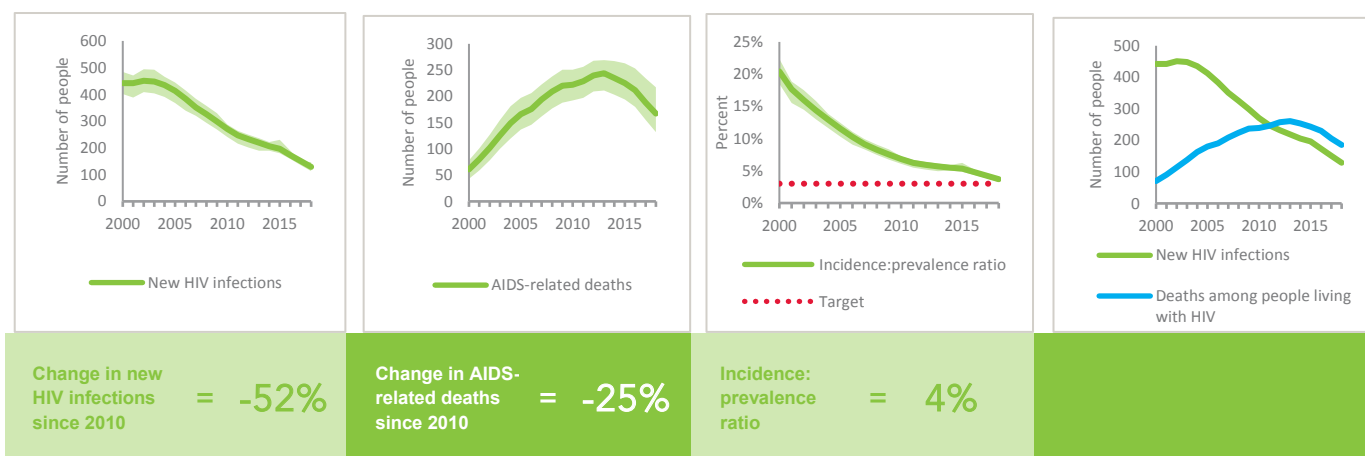
VIOLENCE

Proportion of ever-married or partnered women aged 15–49 years who experienced physical or sexual violence from a male intimate partner in the past 12 months

EXPENDITURES

	Financing sources					Total
	Domestic private	Domestic public	International: PEPFAR	International: Global Fund	International: all others	
Last available report: 2013	...	\$671 143	\$1 226 938

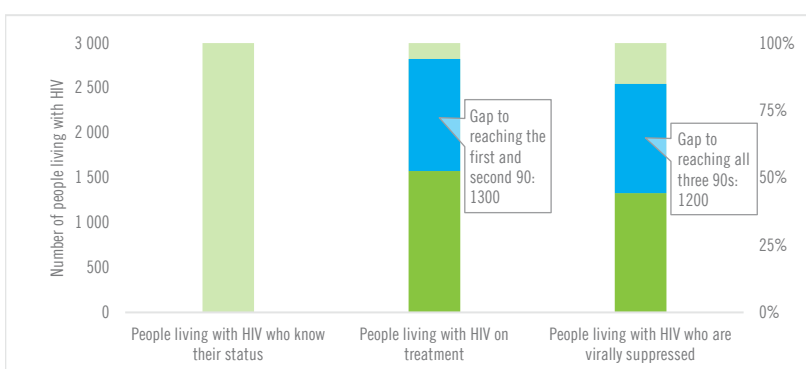
EPIDEMIC TRANSITION METRICS



KEY POPULATIONS

	Sex workers	Gay men and other men who have sex with men	People who inject drugs	Transgender people	Prisoners
Estimated size of population	30 000	74 000	2700	2200	...
HIV prevalence	0.3%	0.2%	...	0.5%	0.0%
Know their HIV status	29.9%	40.3%	7.7%	36.9%	...
Antiretroviral therapy coverage
Condom use	83.6%	82.8%	25.5%	76.3%	...
Coverage of HIV prevention programmes	12.7%	27.0%	2.7%	38.5%	...
Avoidance of health care because of stigma and discrimination	6.8%	5.2%	7.7%	5.5%	...
Expenditures (0)

HIV TESTING AND TREATMENT CASCADE



	...	45% [40–52%] 1600	38% [34–44%]
All ages	...% [...-...%]		
Children (0–14)	...% [...-...%]
Women (15+)	...% [...-...%]	45% [40–53%] 470	39% [34–46%]
Men (15+)	...% [...-...%]	44% [39–52%] 1100	37% [32–43%]

ELIMINATION OF MOTHER-TO-CHILD TRANSMISSION

	2010	2018
Percentage of pregnant women living with HIV accessing antiretroviral medicines	...% [...-...%]	...% [...-...%]
Early infant diagnosis	...% [...-...%]	...% [...-...%]

HIV COMORBIDITIES

Estimated number of incident tuberculosis cases among people living with HIV (2017)	49 [35–64]
People living with HIV who started TB preventive therapy (2017)	20.4%
Cervical cancer screening of women living with HIV	...
People coinfecting with HIV and hepatitis B virus receiving combined treatment (2017)	100%
People coinfecting with HIV and hepatitis C virus starting hepatitis C treatment	...

HIV PREVENTION

Adults aged 15+ years with unsuppressed viral load	<0.1%
Knowledge of HIV prevention among young people aged 15–24 years	...
— Women	...
— Men	...
Condom use at last sex with a non-marital, non-cohabiting partner	...
— Women	...
— Men	...
Women aged 15–49 years who have their demand for family planning satisfied by modern methods (2016)	74.2%
Men aged 15–49 years who are circumcised	Not applicable
Voluntary medical male circumcisions performed according to national standards	Not applicable
People who received PrEP at least once during the reporting period	...
Harm reduction	
— Use of sterile injecting equipment at last injection (2018)	80.5%
— Needles and syringes distributed per person who injects	...
— Coverage of opioid substitution therapy	...
— Naloxone available (2019)	...
— Safe injection rooms available (2019)	...

EPIDEMIC ESTIMATES

	2010	2015	2018
New HIV infections			
New HIV infections (all ages)	16 000 [14 000–17 000]	9700 [8700–11 000]	6400 [5700–7000]
New HIV infections (0–14)	<500 [<500–500]	<100 [<100– <200]	<100 [<100– <100]
New HIV infections (women, 15+)	5300 [4700–6000]	2800 [2500–3100]	1900 [1700–2100]
New HIV infections (men, 15+)	9900 [8800–11 000]	6800 [6100–7500]	4400 [3900–4800]
HIV incidence per 1000 population	0.24 [0.21–0.26]	0.14 [0.13–0.16]	0.09 [0.08–0.1]
AIDS-related deaths			
AIDS-related deaths (all ages)	27 000 [19 000–36 000]	21 000 [14 000–31 000]	18 000 [13 000–26 000]
AIDS-related deaths (0–14)	<500 [<500– <500]	<200 [<200– <500]	<100 [<100– <200]
AIDS-related deaths (women, 15+)	9100 [6500–12 000]	7900 [5000–12 000]	7600 [5400–12 000]
AIDS-related deaths (men, 15+)	17 000 [12 000–25 000]	13 000 [8700–19 000]	11 000 [7600–14 000]
People living with HIV			
People living with HIV (all ages)	580 000 [490 000–690 000]	520 000 [460 000–610 000]	480 000 [420 000–550 000]
People living with HIV (0–14)	11 000 [8700–13 000]	5900 [4700–7100]	3200 [2600–3800]
People living with HIV (women, 15+)	250 000 [210 000–290 000]	230 000 [200 000–260 000]	210 000 [180 000–240 000]
People living with HIV (men, 15+)	320 000 [270 000–390 000]	290 000 [250 000–340 000]	270 000 [240 000–310 000]
HIV prevalence (15–49)	1.5 [1.2–1.8]	1.3 [1.1–1.5]	1.1 [0.9–1.3]

LAWS AND POLICIES

Laws criminalizing the transmission of, non-disclosure of or exposure to HIV transmission	...
Criminalization of sex work among consenting adults	...
Criminalization of same-sex sexual acts	Laws penalizing same-sex sexual acts have been decriminalized or never existed
Drug use or possession for personal use is an offence	...
Criminalization of transgender people	...
Laws or policies restricting the entry, stay and residence of people living with HIV	No
Parental consent for adolescents to access HIV testing	...
Spousal consent for married women to access sexual and reproductive health services	...
Mandatory HIV testing for marriage, work or residence permits or for certain groups	...

STIGMA AND DISCRIMINATION

	2013	2015
Percentage of women and men aged 15–49 years who report discriminatory attitudes towards people living with HIV (2013 refers to women only)	29.2	26.1

Percentage of people living with HIV denied health services because of their HIV status in the last 12 months

Percentage of people living with HIV who reported a health-care professional told others about their HIV status without their consent

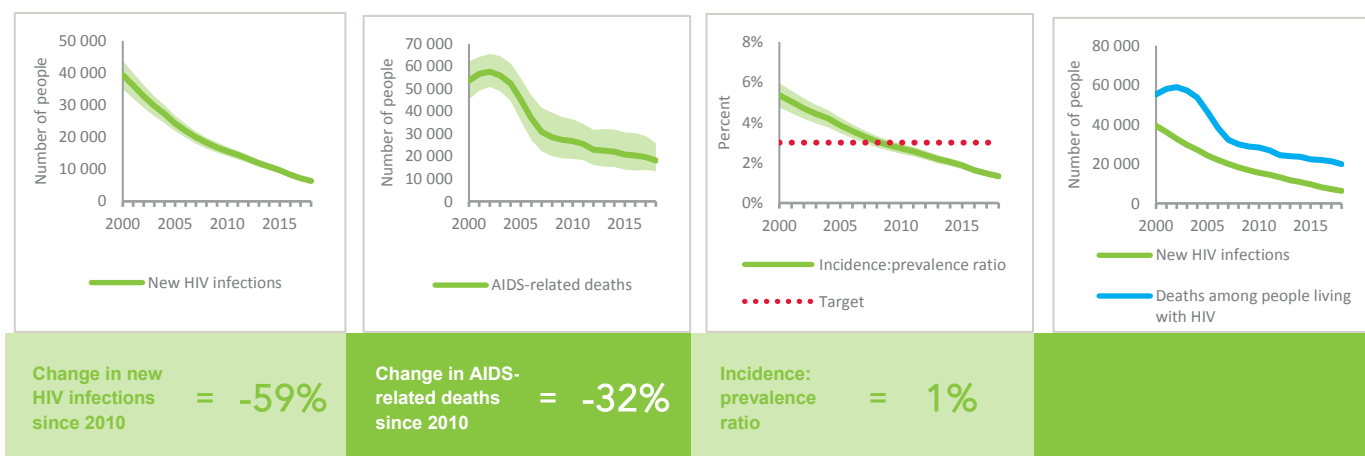
VIOLENCE

Proportion of ever-married or partnered women aged 15–49 years who experienced physical or sexual violence from a male intimate partner in the past 12 months

EXPENDITURES

	Financing sources					Total
	Domestic private	Domestic public	International: PEPFAR	International: Global Fund	International: all others	
Last available report: 2013	\$76 396	\$256 685 666	\$1 863 515	\$27 326 826	\$415 073	\$287 278 782

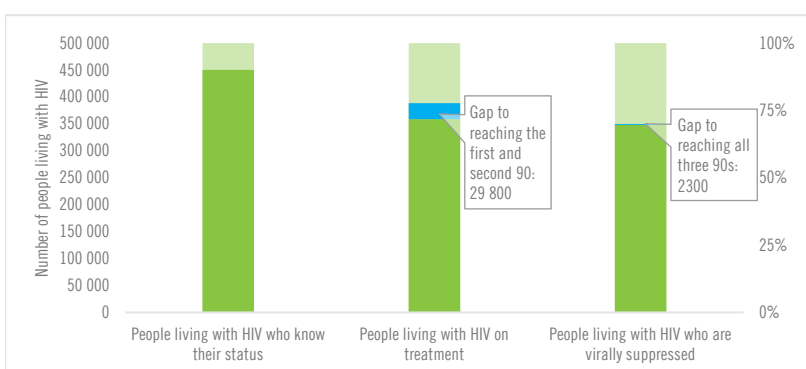
EPIDEMIC TRANSITION METRICS



KEY POPULATIONS

	Sex workers	Gay men and other men who have sex with men	People who inject drugs	Transgender people	Prisoners
Estimated size of population	370 000
HIV prevalence	1.7%	11.9%	20.5%	11.0%	1.2%
Know their HIV status	52.8%	42.9%	...	41.6%	...
Antiretroviral therapy coverage
Condom use	83.1%	82.7%	51.2%	76.9%	...
Coverage of HIV prevention programmes	70.4%	57.9%	...	50.0%	...
Avoidance of health care because of stigma and discrimination	7.7%	5.6%	...	6.2%	...
Expenditures (0)

HIV TESTING AND TREATMENT CASCADE



	94% [82- >95%]	75% [66-86%] 359 000	73% [64-84%]
All ages			
Children (0-14)	84% [69- >95%]	83% [68- >95%] 2600	74% [60-88%]
Women (15+)	94% [81- >95%]	77% [67-88%] 161 000	75% [65-86%]
Men (15+)	94% [83- >95%]	73% [65-85%] 195 000	71% [63-82%]

ELIMINATION OF MOTHER-TO-CHILD TRANSMISSION

	2010	2018
Percentage of pregnant women living with HIV accessing antiretroviral medicines	94% [78- >95%]	>95% [81- >95%]
Early infant diagnosis	43.7% [37.2-52.9%]	>95% [82.7- >95%]

HIV COMORBIDITIES

Estimated number of incident tuberculosis cases among people living with HIV (2017)	11 000 [8500 -15 000]
People living with HIV who started TB preventive therapy (2017)	...
Cervical cancer screening of women living with HIV	...
People coinfectd with HIV and hepatitis B virus receiving combined treatment	...
People coinfectd with HIV and hepatitis C virus starting hepatitis C treatment	...

HIV PREVENTION

Adults aged 15+ years with unsuppressed viral load	0.2%
Knowledge of HIV prevention among young people aged 15-24 years (2016)	
— Women	46%
— Men	45.1%
Condom use at last sex with a non-marital, non-cohabiting partner (2017)	
— Women	76.8%
— Men	75%
Women aged 15-49 years who have their demand for family planning satisfied by modern methods (2016)	96.5%
Men aged 15-49 years who are circumcised	Not applicable
Voluntary medical male circumcisions performed according to national standards	Not applicable
People who received PrEP at least once during the reporting period (2018)	2888
Harm reduction	
— Use of sterile injecting equipment at last injection (2014)	95.3%
— Needles and syringes distributed per person who injects (2018)	10
— Coverage of opioid substitution therapy (2018)	5.3%
— Naloxone available (2019)	...
— Safe injection rooms available (2019)	...

KEY POPULATIONS

	Sex workers	Gay men and other men who have sex with men	People who inject drugs	Transgender people	Prisoners
Estimated size of population
HIV prevalence
Know their HIV status
Antiretroviral therapy coverage
Condom use
Coverage of HIV prevention programmes
Avoidance of health care because of stigma and discrimination
Expenditures (0)

HIV TESTING AND TREATMENT CASCADE



Category	People living with HIV who know their status	People living with HIV on treatment	People living with HIV who are virally suppressed
All ages	...% [...-...%]	...% [...-...%]	...% [...-...%]
Children (0-14)	...% [...-...%]	...% [...-...%]	...% [...-...%]
Women (15+)	...% [...-...%]	...% [...-...%]	...% [...-...%]
Men (15+)	...% [...-...%]	...% [...-...%]	...% [...-...%]

EXPENDITURES

	Financing sources					Total
	Domestic private	Domestic public	International: PEPFAR	International: Global Fund	International: all others	
Last available report: 2009	...	\$21 000	...	\$1 743 620	\$38 394	\$1 803 014

HIV COMORBIDITIES

Estimated number of incident tuberculosis cases among people living with HIV (2017)	59 [37-85]
People living with HIV who started TB preventive therapy (2017)	...
Cervical cancer screening of women living with HIV	...
People coinfecting with HIV and hepatitis B virus receiving combined treatment	...
People coinfecting with HIV and hepatitis C virus starting hepatitis C treatment	...

HIV PREVENTION

Adults aged 15+ years with unsuppressed viral load	...
Knowledge of HIV prevention among young people aged 15-24 years (2016)	
— Women	7.7%
— Men	14.6%
Condom use at last sex with a non-marital, non-cohabiting partner (2016)	
— Women	20.6%
— Men	33.5%
Women aged 15-49 years who have their demand for family planning satisfied by modern methods (2016)	46.6%
Men aged 15-49 years who are circumcised	Not applicable
Voluntary medical male circumcisions performed according to national standards	Not applicable
People who received PrEP at least once during the reporting period	...
Harm reduction	
— Use of sterile injecting equipment at last injection	...
— Needles and syringes distributed per person who injects	...
— Coverage of opioid substitution therapy	...
— Naloxone available (2019)	...
— Safe injection rooms available (2019)	...

Note: HIV epidemiological estimates were not available at the time of publication.

LAWS AND POLICIES

Laws criminalizing the transmission of, non-disclosure of or exposure to HIV transmission	...
Criminalization of sex work among consenting adults	...
Criminalization of same-sex sexual acts	Laws penalizing same-sex sexual acts have been decriminalized or never existed
Drug use or possession for personal use is an offence	...
Criminalization of transgender people	...
Laws or policies restricting the entry, stay and residence of people living with HIV	No
Parental consent for adolescents to access HIV testing	...
Spousal consent for married women to access sexual and reproductive health services	...
Mandatory HIV testing for marriage, work or residence permits or for certain groups	...

STIGMA AND DISCRIMINATION

	2010	2016
Percentage of women and men aged 15–49 years who report discriminatory attitudes towards people living with HIV	63.2	64.1

Percentage of people living with HIV denied health services because of their HIV status in the last 12 months

Percentage of people living with HIV who reported a health-care professional told others about their HIV status without their consent

VIOLENCE

	2010	2016
Proportion of ever-married or partnered women aged 15–49 years who experienced physical or sexual violence from a male intimate partner in the past 12 months	30.4	34.6

EPIDEMIC ESTIMATES

	2010	2015	2018
New HIV infections			
New HIV infections (all ages)	16 000 [14 000–17 000]	9600 [8500–10 000]	5700 [5200–6300]
New HIV infections (0–14)	570 [<500–730]	<500 [<500–570]	<500 [<200– <500]
New HIV infections (women, 15+)	5100 [4400–5700]	3200 [2800–3500]	2100 [1800–2300]
New HIV infections (men, 15+)	10 000 [8900–11 000]	5900 [5200–6400]	3300 [3000–3700]
HIV incidence per 1000 population	0.18 [0.16–0.2]	0.1 [0.09–0.11]	0.06 [0.05–0.07]
AIDS-related deaths			
AIDS-related deaths (all ages)	8500 [6400–9800]	6100 [4400–7700]	4700 [3200–6200]
AIDS-related deaths (0–14)	<500 [<200– <500]	<200 [<200– <500]	<200 [<100– <200]
AIDS-related deaths (women, 15+)	2400 [1700–2900]	1500 [1100–1900]	1000 [690–1400]
AIDS-related deaths (men, 15+)	5800 [4500–6600]	4400 [3200–5500]	3500 [2500–4700]
People living with HIV			
People living with HIV (all ages)	220 000 [180 000–250 000]	230 000 [200 000–260 000]	230 000 [200 000–260 000]
People living with HIV (0–14)	3800 [3200–4400]	5000 [4000–5700]	5000 [4000–5900]
People living with HIV (women, 15+)	61 000 [52 000–69 000]	71 000 [62 000–79 000]	74 000 [65 000–83 000]
People living with HIV (men, 15+)	150 000 [130 000–170 000]	150 000 [130 000–170 000]	150 000 [130 000–170 000]
HIV prevalence (15–49)	0.4 [0.3–0.4]	0.3 [0.3–0.4]	0.3 [0.3–0.4]

LAWS AND POLICIES

Laws criminalizing the transmission of, non-disclosure of or exposure to HIV transmission	Yes
Criminalization of sex work among consenting adults	Any criminalization or punitive regulation of sex work
Criminalization of same-sex sexual acts	No specific legislation
Drug use or possession for personal use is an offence	Possession of drugs for personal use or drug use and/or consumption are specified as non-criminal offences
Criminalization of transgender people	Neither criminalized nor prosecuted
Laws or policies restricting the entry, stay and residence of people living with HIV	No
Parental consent for adolescents to access HIV testing	Yes, for adolescents younger than 16 years
Spousal consent for married women to access sexual and reproductive health services	No
Mandatory HIV testing for marriage, work or residence permits or for certain groups	Yes

STIGMA AND DISCRIMINATION

Percentage of women aged 15–49 years who report discriminatory attitudes towards people living with HIV	2011	2014
	36.6	29.2

Percentage of people living with HIV denied health services because of their HIV status in the last 12 months

Percentage of people living with HIV who reported a health-care professional told others about their HIV status without their consent

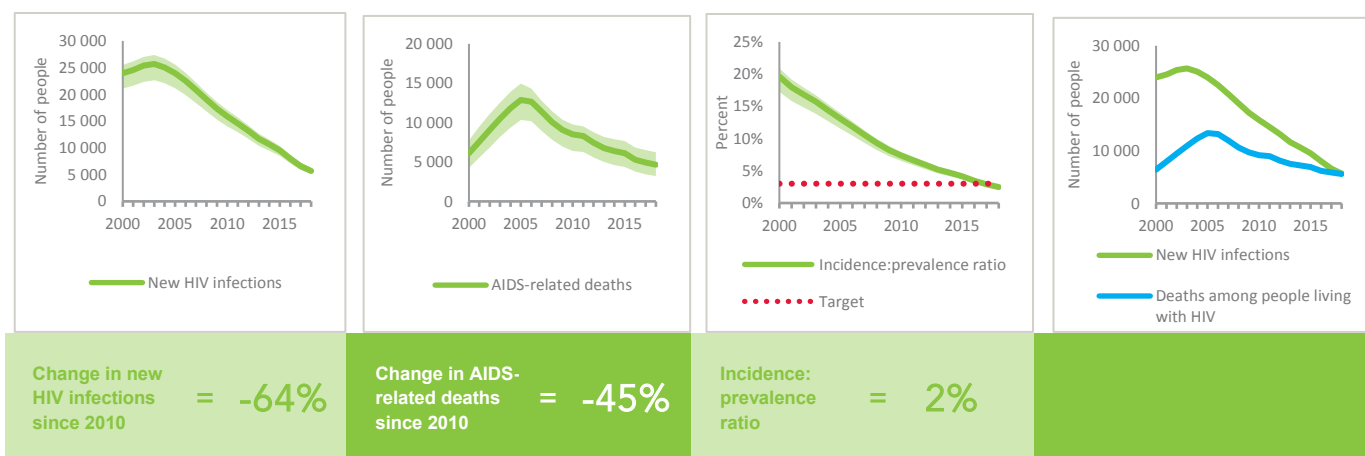
VIOLENCE

Proportion of ever-married or partnered women aged 15–49 years who experienced physical or sexual violence from a male intimate partner in the past 12 months

EXPENDITURES

	Financing sources					Total
	Domestic private	Domestic public	International: PEPFAR	International: Global Fund	International: all others	
Last available report: 2012	...	\$30 327 094	\$28 917 091	\$19 495 015	\$14 805 388	\$95 446 487

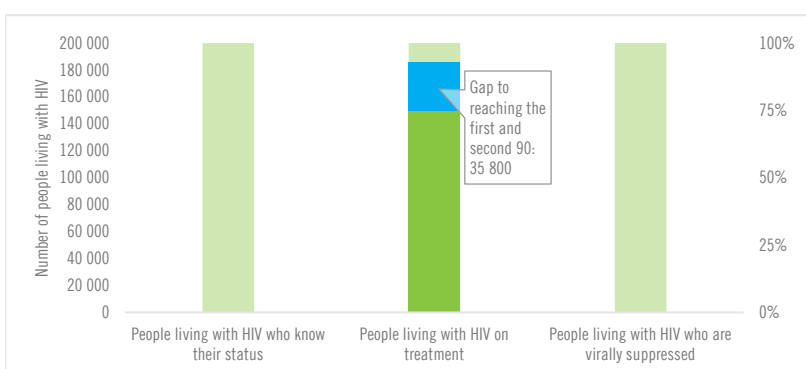
EPIDEMIC TRANSITION METRICS



KEY POPULATIONS

	Sex workers	Gay men and other men who have sex with men	People who inject drugs	Transgender people	Prisoners
Estimated size of population	190 000
HIV prevalence	3.6%	10.8%	11.0%
Know their HIV status	50.8%	64.7%	52.6%
Antiretroviral therapy coverage	21.3%	23.3%	53.4%
Condom use	85.4%	63.0%	36.5%
Coverage of HIV prevention programmes	24.8%	24.7%	28.2%
Avoidance of health care because of stigma and discrimination
Expenditures (0)

HIV TESTING AND TREATMENT CASCADE



	...	65% [57–73%] 150 000	...
All ages	...% [...-...%]		...% [...-...%]
Children (0–14)	...% [...-...%]	92% [74– >95%] 4600	...% [...-...%]
Women (15+)	...% [...-...%]	68% [60–76%] 50 800	...% [...-...%]
Men (15+)	...% [...-...%]	63% [54–71%] 94 600	...% [...-...%]

ELIMINATION OF MOTHER-TO-CHILD TRANSMISSION

	2010	2018
Percentage of pregnant women living with HIV accessing antiretroviral medicines	46% [37–54%]	81% [69– >95%]
Early infant diagnosis	...% [...-...%]	50.8% [43.2–59.8%]

HIV COMORBIDITIES

Estimated number of incident tuberculosis cases among people living with HIV (2017)	4500 [3700–5400]
People living with HIV who started TB preventive therapy (2017)	31.4%
Cervical cancer screening of women living with HIV	...
People coinfecting with HIV and hepatitis B virus receiving combined treatment	...
People coinfecting with HIV and hepatitis C virus starting hepatitis C treatment	...

HIV PREVENTION

Adults aged 15+ years with unsuppressed viral load	...
Knowledge of HIV prevention among young people aged 15–24 years (2014)	
— Women	49.3%
— Men	...
Condom use at last sex with a non-marital, non-cohabiting partner	
— Women	...
— Men	...
Women aged 15–49 years who have their demand for family planning satisfied by modern methods	...
Men aged 15–49 years who are circumcised	Not applicable
Voluntary medical male circumcisions performed according to national standards	Not applicable
People who received PrEP at least once during the reporting period (2018)	2429
Harm reduction	
— Use of sterile injecting equipment at last injection (2017)	98%
— Needles and syringes distributed per person who injects (2018)	117
— Coverage of opioid substitution therapy (2018)	27.5%
— Naloxone available (2019)	Yes
— Safe injection rooms available (2019)	No

FIGURE 13.1 Self-testing in national policies, Latin America, 2018



Source: 2019 Global AIDS Monitoring.

LATIN AMERICA

AT A GLANCE

Although several countries show impressive declines in HIV incidence, the number of new HIV infections in the region increased by 7% between 2010 and 2018.

Progress towards the 90–90–90 targets has been steady, but inconsistent access to health services and challenges to patient follow-up and adherence are impeding faster progress.

Monitoring stigma and discrimination remains a challenge. Mechanisms for reporting, litigating and tracking cases of human rights violations are required.

Humanitarian responses to the high levels of population mobility in the region that have arisen due to political instability must guarantee HIV services for migrants and asylum seekers.

Programmes for key populations in some countries remain highly dependent on donor funding that is rapidly decreasing.

The HIV response in Latin America is predominantly funded with domestic resources. However, there has been insufficient domestic investment in programming for key populations, including the expansion of prevention services for gay men and other men who have sex with men, female sex workers and transgender people. In the countries that are heavily dependent on international donor funding, rapid decreases in such resources threaten the sustainability of these programmes.

Latin America faces additional challenges, including dramatically increasing levels of migration due to sociopolitical uncertainty. HIV treatment coverage has plummeted in the Bolivarian Republic of Venezuela, and people living with HIV are migrating to other countries to seek access to HIV treatment and other health-related care. Many of these migrants pass through multiple countries, each of which must provide for their health needs and overall well-being, in addition to those of their residents.

Greater focus on increasing access to testing, improving linkage to care and supporting treatment adherence is needed in the region in order to reach the 90–90–90 testing and treatment targets by 2020. The introduction of diagnostic strategies—such as self-testing in Brazil and Mexico—is increasing programmatic testing yield (Figure 13.1).

Although attention has been paid to HIV-related stigma and discrimination, it remains a challenge to the success of national HIV responses. For example, recent policy changes related to social contracting of civil society organizations in Mexico could potentially reverse the advances made in community-based HIV programming, especially for key populations. Retaining social contracting as a strategic partnership approach would reinforce the national response to AIDS. ■

STATE OF THE EPIDEMIC

FIGURE 13.2 Number of new HIV infections, Latin America, 2000–2018

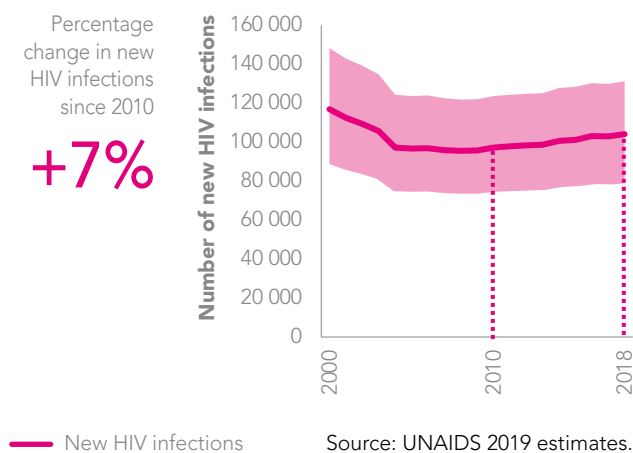


FIGURE 13.3 Number of AIDS-related deaths, Latin America, 2000–2018

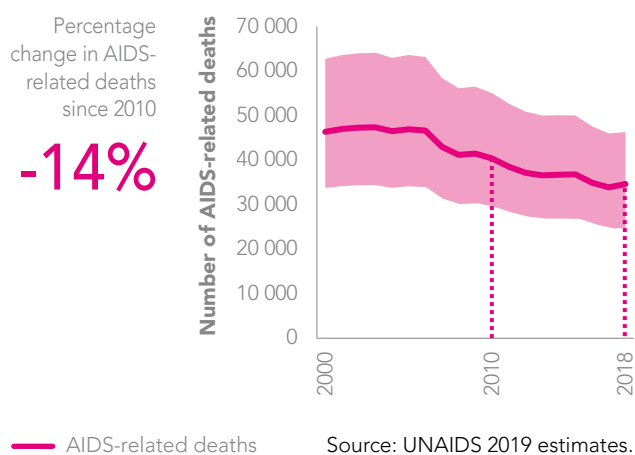
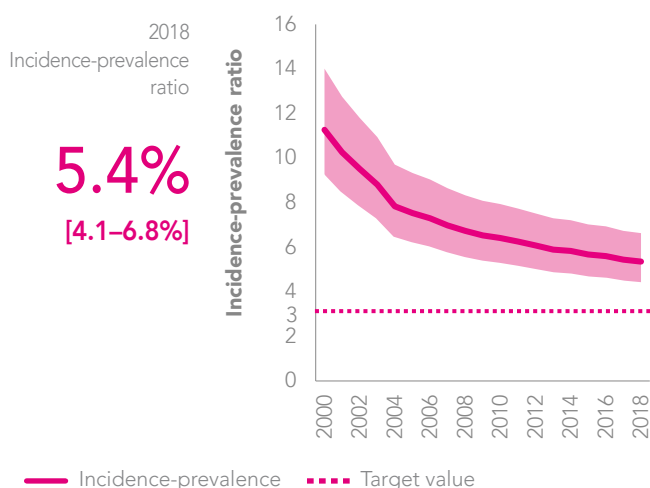


FIGURE 13.4 Incidence-prevalence ratio, Latin America, 2000–2018

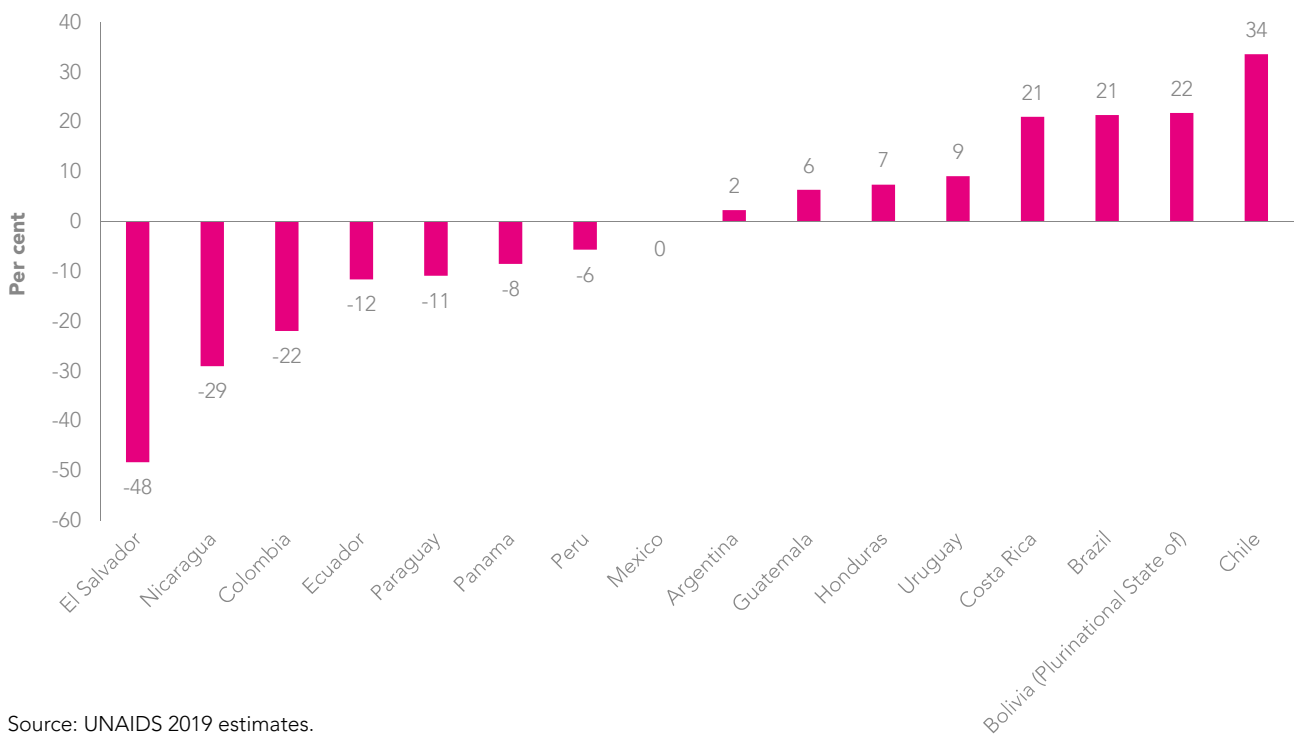


An estimated 100 000 [79 000–130 000] people acquired HIV in Latin America in 2018, a 7% increase compared with 2010 (Figure 13.2). Roughly half of the countries in the region saw increases in incidence between 2010 and 2018, with the largest increases occurring in Brazil (21%), Costa Rica (21%), the Plurinational State of Bolivia (22%) and Chile (34%). At the same time, impressive declines in El Salvador (-48%), Nicaragua (-29%) and Colombia (-22%) were observed (Figure 13.5). Forty per cent of new infections in 2018 were among gay men and other men who have sex with men (Figure 13.7): among 15 countries providing data, prevalence exceeded 20% in two countries and 10% in a further seven. Among the 13 countries providing data, HIV prevalence was highest among transgender people, at 30% or more in three countries and more than 20% in a further five (Figure 13.6).

The annual number of AIDS-related deaths in the region decreased by 14% between 2010 and 2018, with an estimated 35 000 [25 000–46 000] lives lost to AIDS-related causes in 2018 (Figure 13.3). The region's incidence-prevalence ratio continues to decrease, reaching 5.4% [4.1–6.8%] in 2018, but further progress is needed to reach the 3.0% epidemic transition benchmark (Figure 13.4).

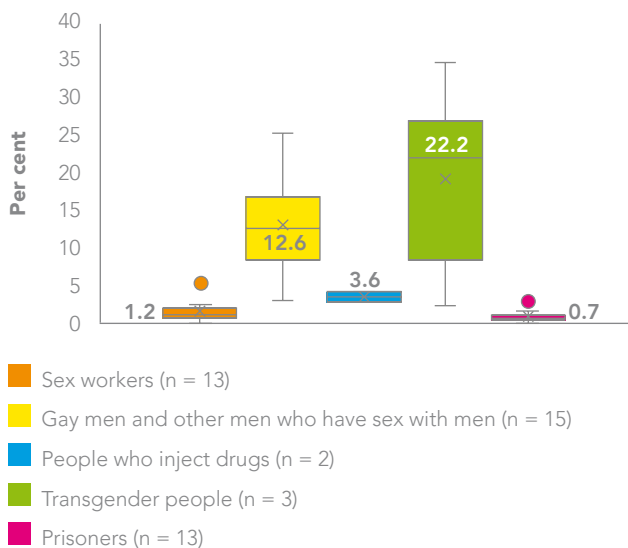
There are significant differences among countries in the availability of data on key population size (Table 13.1). Only four of eight countries reported data for more than two populations, and no countries provided data on people who inject drugs. Given the high prevalence and incidence of HIV among gay men and other men who have sex with men and transgender people in the region, national health information systems should be strengthened and expanded to collect comprehensive data about these populations. ■

FIGURE 13.5 Percentage change in new HIV infections, by country, Latin America, 2010–2018



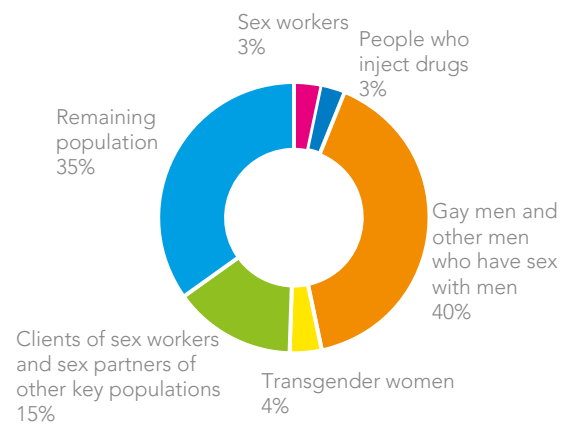
Source: UNAIDS 2019 estimates.

FIGURE 13.6 HIV prevalence among key populations, Latin America, 2014–2018



Source: Global AIDS Monitoring, 2014–2018.

FIGURE 13.7 Distribution of new HIV infections (aged 15–49 years), by population group, Latin America, 2018



Source: UNAIDS special analysis, 2019.

TABLE 13.1 Estimated size of key populations, Latin America, 2018

Country	National adult population (15+)	Sex workers	Sex workers as per cent of adult population (15+)	Gay men and other men who have sex with men	Gay men and other men who have sex with men as per cent of adult population (15+)	People who inject drugs	People who inject drugs as per cent of adult population (15+)	Transgender people	Transgender people as per cent of adult population (15+)	Prisoners	Prisoners as per cent of adult population (15+)
Bolivia (Plurinational State of)	7 711 000										
Chile	14 538 000									42 000	0.29
Costa Rica	3 893 000									100	<0.1
Mexico	96 429 000	240 000	0.25	1 200 000	1.23			120 000	0.12	200 000	0.21
Panama	3 033 000										
Peru	23 731 000										
Uruguay	2 743 000	6900	0.25	25 000	0.92			1600	0.06		
Venezuela	23 545 000							15 000	0.06		

■ National population size estimate ■ Local population size estimate ■ Insufficient data ■ No data

The regions for which the local population size estimate refers are as follows:

Costa Rica: Gran Área Metropolitana

Panama: Azuero, Bocas del Toro, Chiriquí, Coclé, Comarca Ngäbe-Buglé, Panamá Centro, Panamá Este, Panamá Oeste, Panamá Norte and Veraguas

Sources: Global AIDS Monitoring, 2018; United Nations, Department of Economic and Social Affairs, Population Division. World population prospects: the 2017 revision. 2018 (custom data acquired via website).

REMOVING BARRIERS TO AFFORDABLE TREATMENT

Equitable access to affordable medicines remains a major concern in Argentina and other upper- and middle-income countries in Latin America. Due to the income classification of these countries, they often do not benefit from voluntary licensing agreements and drug access programmes from pharmaceutical companies that would greatly reduce the prices they pay for antiretroviral medicines. In response, communities of people living with HIV have been monitoring patent applications and, with the support of legal experts, challenging patents that may block access to treatment. Success can reduce the overall costs of medicines through increased competition and the import of more affordable generic versions of drugs.

Leading such efforts in Argentina is the non-profit organization Fundación Grupo Efecto Positivo (FGEP). With support from the International Treatment Preparedness Coalition, FGEP filed two patent oppositions, lobbied decision-makers, engaged in policy dialogues and supported the government's efforts to pursue generic purchasing and encourage generic drug suppliers to enter the Argentine market. This legal, technical and advocacy campaign led to a 94% price reduction for the country's first-line regimen—a savings of US\$ 37 million for the country's national AIDS programme (1).

THE CASCADE FROM HIV TESTING TO VIRAL SUPPRESSION

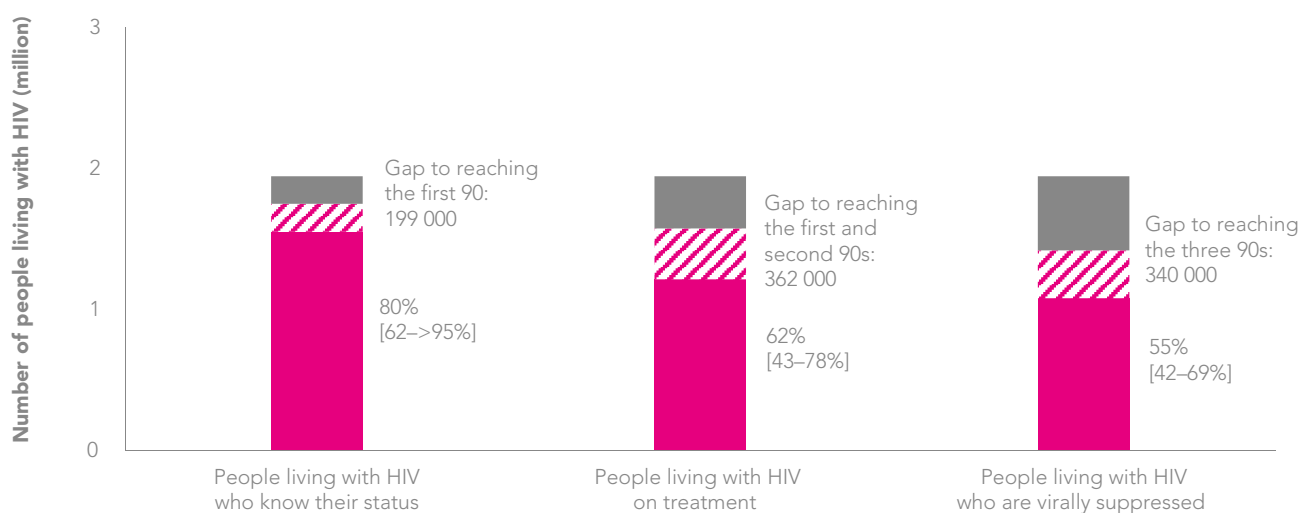
The proportion of the region's estimated 1.9 million [1.6 million–2.4 million] people living with HIV who knew their status rose to 80% [62–>95%] in 2018, up from 75% [58–>95%] in 2017 and 70% [53–89%] in 2015. Similar increases were observed in the percentage of people living with HIV accessing antiretroviral therapy (from 57% [41–72%] in 2017 to 62% [43–78%] in 2018) and those who were virally suppressed (from 50% [37–62%] in 2017 to 55% [42–69%] in 2018). Reaching all three targets will require an additional 199 000 people living with HIV knowing their status, 362 000 additional people on treatment, and an additional 340 000 people living with HIV who are virally suppressed (Figure 13.8).

In 2018, 80% of people living with HIV in the region knew their HIV status, more than three quarters who knew their HIV status were on treatment, and nearly nine in 10 of all people on treatment were virally suppressed (Table 13.2). Although no individual country in Latin America has achieved all three of the 90–90–90 targets, viral suppression among people on treatment in Brazil (the country with the largest HIV burden in

the region) reached 94% in 2018. Uruguay has had particular success reaching women living with HIV: more than 95% of women living with HIV knew their status, and 95% of women on treatment had achieved viral suppression. Despite these achievements, viral suppression among adults (aged 15 and older) living with HIV remained well under 50% in many countries in the region (Figure 13.9).

Among the many obstacles to achieving the 90–90–90 targets in the region, linkage to care following diagnosis is the largest gap. Late diagnosis also continues to be a challenge, with over 40% of people diagnosed with a CD4 count of under 350 cells per mm^3 in 12 of 14 reporting countries (Figure 13.10). In Guatemala, 71% of people had a CD4 count of under 350 cells per mm^3 at diagnosis, and nearly half (46.9%) had advanced HIV disease (CD4 count of under 200 cells per mm^3). More than 20% of people diagnosed in an additional five countries—and more than 30% in seven more—had advanced HIV disease. ■

FIGURE 13.8 HIV testing and treatment cascade, Latin America, 2018



Source: UNAIDS special analysis, 2019; see annex on methods for more details.

TABLE 13.2 90–90–90 country scorecard, Latin America, 2018

	First 90: percentage of people living with HIV who know their HIV status			Second 90: percentage of people living with HIV who know their status and who are on treatment			Third 90: percentage of people living with HIV on treatment who have suppressed viral loads			Viral load suppression: percentage of people living with HIV who are virally suppressed		
	All ages	Women (15 years and older)	Men (15 years and older)	All ages	Women (15 years and older)	Men (15 years and older)	All ages	Women (15 years and older)	Men (15 years and older)	All ages	Women (15 years and older)	Men (15 years and older)
Latin America	80	83	79	78	75	80	89	89	89	55	55	56
Argentina												
Bolivia (Plurinational State of)							74	68	76	33	30	34
Brazil	85			77			94			62		
Chile		77	88		69	74						
Colombia												
Costa Rica												
Ecuador	76	84	73	75	74	75	89	95	87	51	59	47
El Salvador	74	78	74	63	67	60	85	86	84	40	45	37
Guatemala	62	56	65	69	68	72	80	79	81	34	30	38
Honduras	60	71	53	85	85	84	83	81	85	42	49	38
Mexico	76			93			89			63		
Nicaragua							74	74	75	40	39	40
Panama	70	56	77	76	81	74	76	83	73	41	37	42
Paraguay	71	84	65	57	52	60	79	79	80	32	34	31
Peru												
Uruguay	82	>95	75	70	73	68	86	>95	79	50	72	40
Venezuela (Bolivarian Republic of)												

90–90–90: ■ 90% and above ■ 85–89% ■ 70–84% ■ 50–69% ■ Less than 50%

Viral load suppression: ■ 73% and above ■ 65–72% ■ 40–64% ■ 25–39% ■ Less than 25%

Source: UNAIDS special analysis, 2019.

FIGURE 13.9 Viral load suppression among adults (aged 15 years and older) living with HIV, by sex, Latin America, 2018

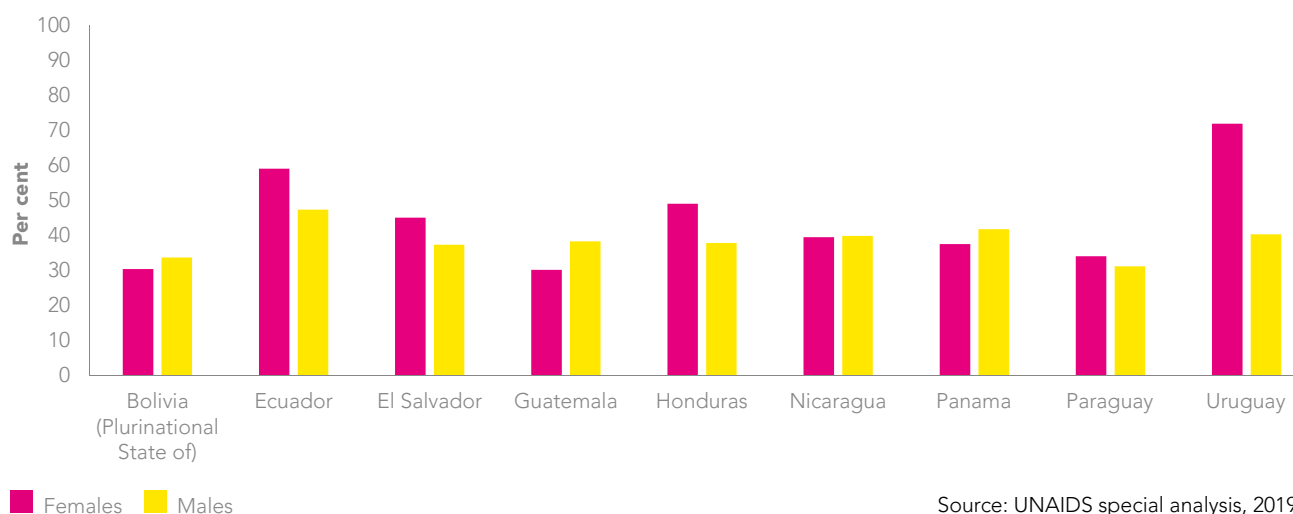
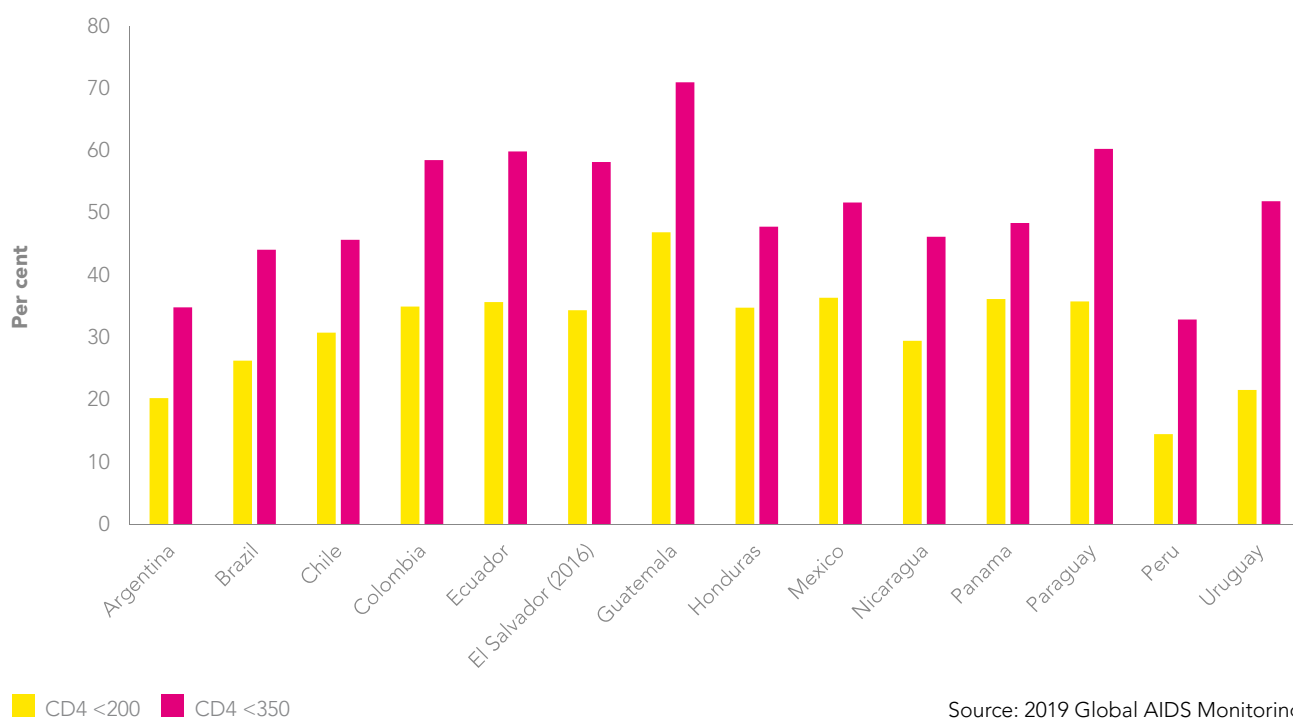


FIGURE 13.10 Percentage of people living with HIV with a low CD4 count at initiation of antiretroviral therapy, Latin America, 2018

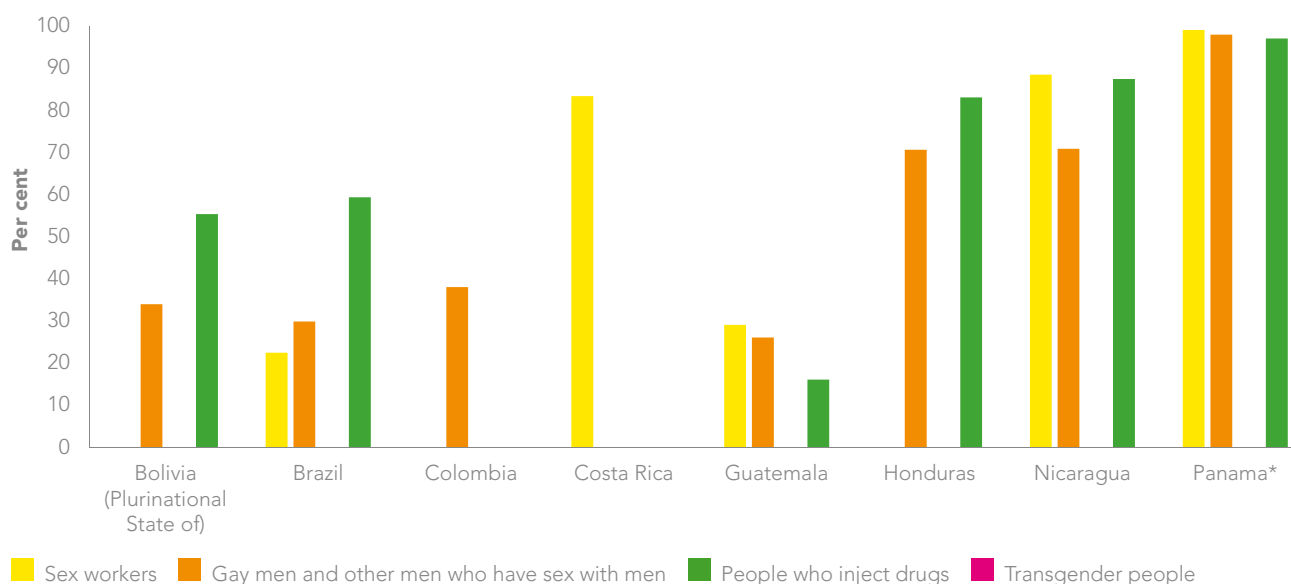


A COMBINATION APPROACH TO PREVENTION

There is a pressing need for improved combination HIV prevention in the region, particularly for key populations at higher risk of HIV infection. No country had public policies that included the delivery of all nine prevention services recommended by the World Health Organization (WHO) for gay men and other men who have sex with men or transgender women, and only two countries had such policies for female sex workers (Table 13.3). Three quarters (76%) of countries had public policies for the delivery of five to eight of the services to all three of these populations.

In addition, there are disparities in the coverage of prevention services. For example, between 55.3% and 97% of transgender people reported having received at least two prevention services in the last three months, except in Guatemala, where only 16% of transgender people report such services (Figure 13.11). Among other key populations, only 29.4% of sex workers in Peru—and 26.3% of gay men and other men who have sex with men and 42.9% of transgender people in Colombia—reported the same service coverage. ■

FIGURE 13.11 Percentage of key populations who reported receiving at least two prevention services in the past three months, Latin America, 2016–2018



Note 1: The use of an asterisk (*) indicates that data for marked countries come from programme data (which tend to show higher values due to the use as a denominator of the number of key population members that are linked to the programme) and not from a survey.

Note 2: Possible prevention services received among sex workers, gay men and other men who have sex with men and transgender people: condoms and lubricant, counselling on condom use and safe sex, and testing of sexually transmitted infections. Possible prevention services received among people who inject drugs: condoms and lubricant, counselling on condom use and safe sex, and clean needles or syringes.

Source: Global AIDS Monitoring, 2016–2018.

FIGURE 13.12 Knowledge of status among key populations, Latin America, 2016–2018

Note: Data shown come from surveys, which are typically conducted in areas with high prevalence and needs and may not be nationally representative.

Source: Global AIDS Monitoring, 2016–2018.

TABLE 13.3 Number of countries with public policies for delivery of HIV prevention services recommended by World Health Organization, by key population, Latin America

Latin America	Gay men and other men who have sex with men	Female sex workers	Transgender women
HIV testing and counselling	17	17	17
Sexually transmitted infection diagnosis and treatment	17	17	17
PrEP	5	4	5
Post-exposure prophylaxis (PEP)	4	4	4
Condoms	17	16	14
Lubricants	13	12	10
Antiretroviral therapy for all	12	12	12
Peer-led community outreach activities	12	15	12
Sexual health information and education	12	11	11
Number of countries with public policies for delivery of all nine services	0	2	0
Number of countries with public policies for delivery of five to eight services	13	13	13
Number of countries with public policies for delivery of four services or less	4	2	4

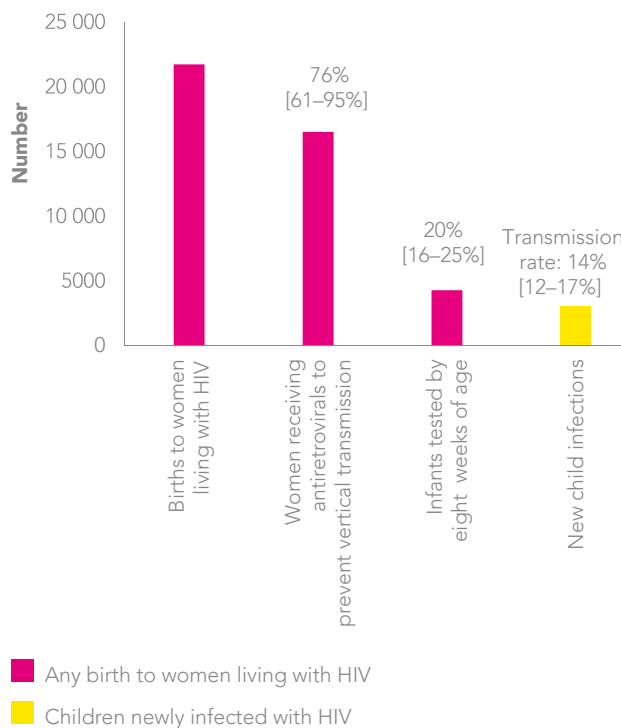
Note: Number of countries in the region (n = 17)

Source: HIV prevention in the spotlight: an analysis from the perspective of the health sector in Latin America and the Caribbean, 2017. Washington (DC): Pan American Health Organization, UNAIDS; 2017.

ELIMINATING MOTHER-TO-CHILD TRANSMISSION

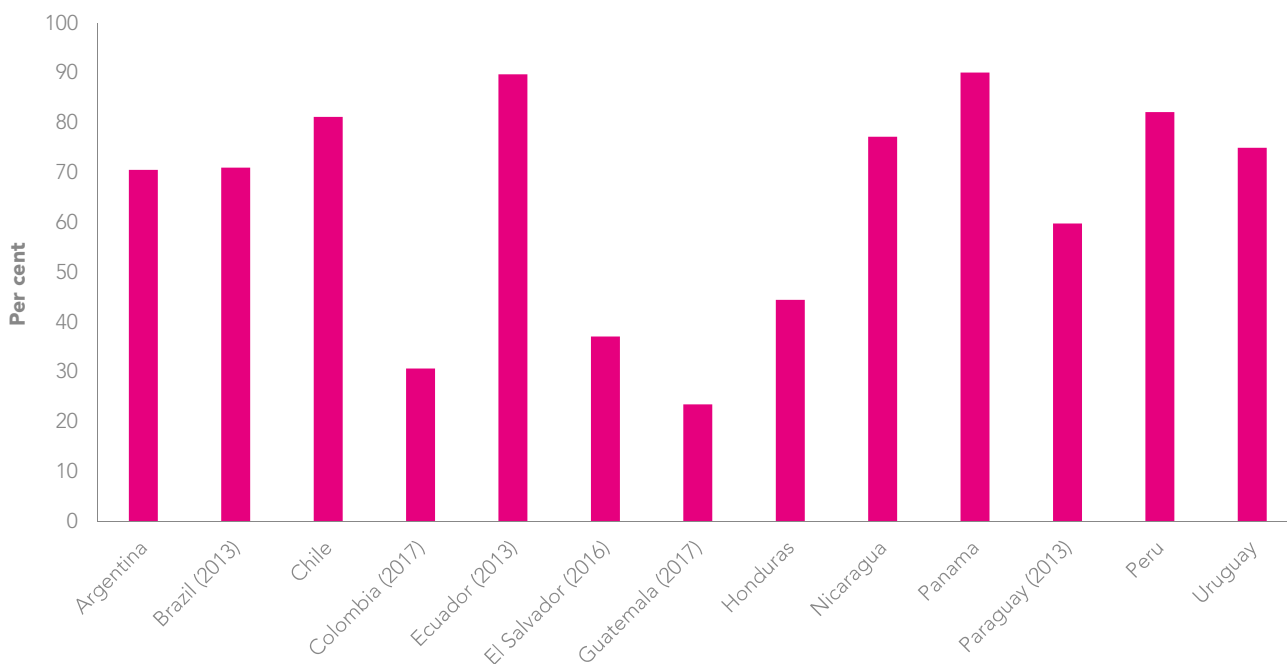
Regionally, progress on eliminating mother-to-child transmission of HIV is mixed. The percentage of pregnant women living with HIV receiving antiretroviral prophylaxis to prevent vertical transmission of HIV and protect their own health was 76% [61–95%] in 2018, and the rate of mother-to-child transmission was 14% [12–17%] in 2018 (Figure 13.13). Several countries in the region are close to reaching dual elimination of mother-to-child transmission of HIV and syphilis. National programmes should include the appropriate interventions to achieve the elimination of mother-to-child transmission of HIV, syphilis, Chagas disease and perinatal hepatitis B (2). ■

FIGURE 13.13 Cascade of services for preventing vertical transmission, numbers of new HIV infections and transmission rate, Latin America, 2018



Source: UNAIDS 2019 estimates; 2019 Global AIDS Monitoring.

FIGURE 13.14 Percentage of infants receiving HIV testing in the first 4–6 weeks, Latin America, 2018



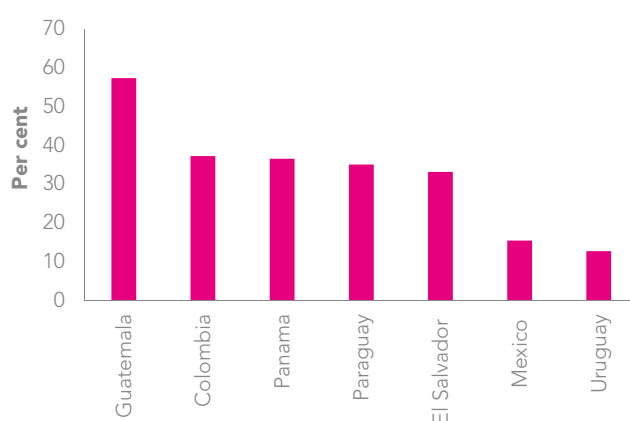
Source: 2019 Global AIDS Monitoring.

CONFRONTING STIGMA AND DISCRIMINATION

Stigma and discrimination continue to impede the HIV response in many countries in the region, with 30% of people surveyed in five of seven countries with recent data saying they would not purchase vegetables from a vendor living with HIV (Figure 13.15). In Guatemala, the rate was 57%.

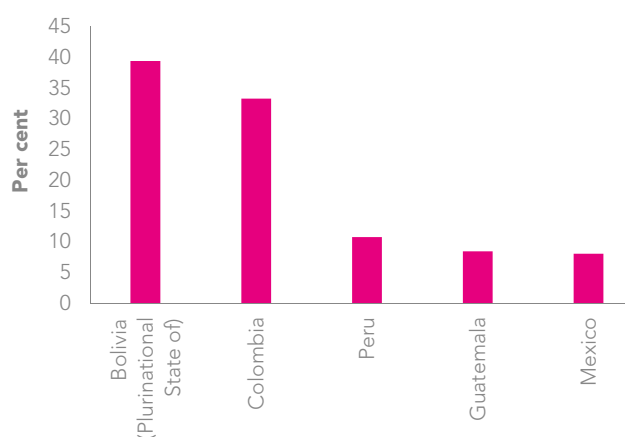
Women in some countries also continue to face high levels of physical and/or sexual violence by an intimate partner: nearly 40% in the Plurinational State of Bolivia, 33% in Colombia, almost 11% in Peru, and around 8% in both Guatemala and Mexico (Figure 13.16). ■

FIGURE 13.15 Percentage of men and women aged 15–49 years who would not buy vegetables from a shopkeeper living with HIV, Latin America, 2013–2016



Source: Population-based surveys, 2013–2016, countries with available data.

FIGURE 13.16 Percentage of ever-married or partnered women aged 15–49 years who experienced physical and/or sexual violence by an intimate partner in the past 12 months, Latin America, most recent data, 2015–2016



Source: Population-based surveys, 2015–2016.

DECRIMINALIZATION OF HIV IN COLOMBIA AND MEXICO

Criminalization of perceived, potential or actual HIV transmission and criminalization of non-disclosure of HIV-positive status continues to slow the HIV response and violate the rights of people living with HIV in many countries. Supported by health and legal experts, networks of people living with HIV have been working hard to challenge such legislation. Two recent victories were achieved in Colombia and Mexico's Veracruz state. In June 2019, Colombia's Supreme Court overturned a section of the criminal code that criminalizes HIV and hepatitis B transmission. The court challenge was supported by Colombian nongovernmental organizations, international human rights organizations and United Nations agencies (3).

In Veracruz, a coalition including Grupo Multi de Veracruz, HIV Justice Worldwide and the National Human Rights Commission challenged the constitutionality of an amendment to the criminal code that would impose a penalty of six months to five years in prison for anyone who "willfully" transmits HIV. Two years of sustained campaigning by the coalition brought success: in May 2018, the Supreme Court found that the amendment to the Penal Code of the State of Veracruz was invalid. The court ruled that the law violated several fundamental rights, including the rights to equality before the law, to personal freedom and to nondiscrimination (4).

INVESTING TO END AN EPIDEMIC

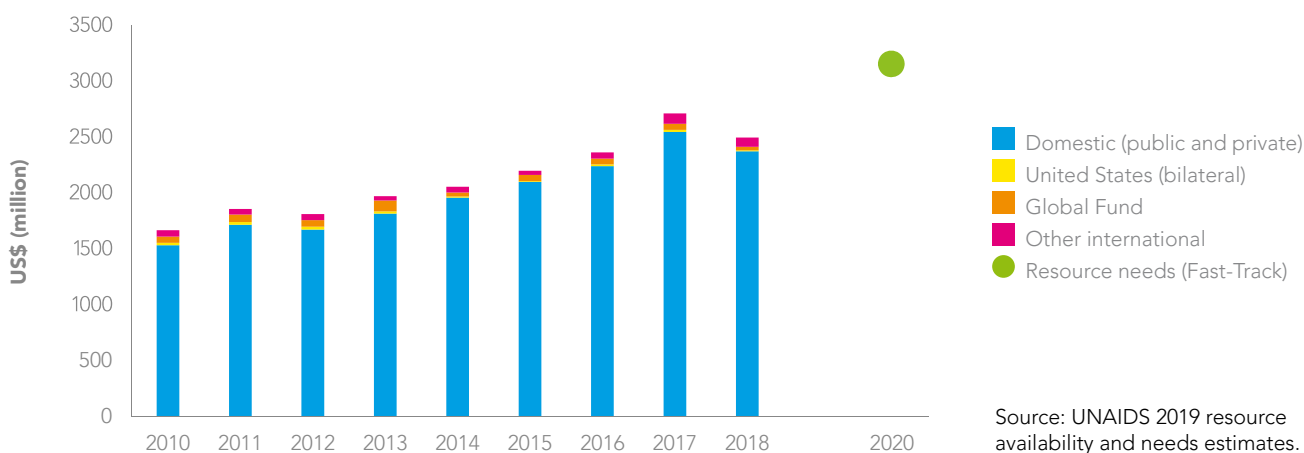
Latin American countries used domestic resources for 95% of the region's HIV response financing in 2018.¹ The availability of financial resources for HIV responses in the region has increased by 50% since 2010, mainly due to a 55% increase in domestic public resources, which accounted for US\$ 2.4 billion in 2018 (2016 constant US dollars) (Figure 13.17). Over the same period, bilateral contributions from the Government of the United States of America decreased by 62% and contributions from the Global Fund to Fight AIDS, Tuberculosis and Malaria (the Global Fund) decreased by 44%. Contributions from all other donors increased by 47%.

Funding from all sources decreased in 2018 compared to 2017. Domestic resources decreased by 7%, and international funding decreased by 8% overall: bilateral

contributions from the Government of the United States decreased by 56%, contributions from the Global Fund decreased by 42% and contributions from all other international sources decreased by 10%, for a total of US\$ 124 million (2016 constant US dollars).²

The funding gap for reaching the 2020 target was US\$ 660 million in 2018. Resource mobilization strategies, price reductions for commodities, better resource allocation and other efficiency gains are needed, as is greater investment in key populations and social enablers. Countries that are still heavily reliant on donor funds need to develop and implement plans for a transition to sustainable, domestically resourced HIV responses. ■

FIGURE 13.17 HIV resource availability, by source, Latin America , 2010–2018, and projected resource needs by 2020



1 Details on the revised UNAIDS estimates for resource availability in low- and middle-income countries can be found in the Investing to End an Epidemic chapter.

2 The Global Fund disbursements to countries decreased by 20% in 2018 because most funding grants ended in 2017, hence the changes in the level of disbursements.

REFERENCES

1. Othoman Mellouk, Intellectual Property and Access to Medicines Lead, International Treatment Preparedness Coalition. Personal communication, 16 May 2019.
2. EMTCT plus. Framework for elimination of mother-to-child transmission of HIV, syphilis, hepatitis B, and Chagas. Washington (DC): Pan American Health Organization, World Health Organization; 2017 (<http://iris.paho.org/xmlui/handle/123456789/34306>, accessed on 6 July 2019).
3. UNAIDS welcomes the decision of the Constitutional Court of Colombia to strike down the section of the criminal code criminalizing HIV transmission. In: UNAIDS.org [Internet]. 13 June 2019. Geneva; UNAIDS; c2019 (https://www.unaids.org/en/resources/presscentre/pressreleaseandstatementarchive/2019/june/20190613_colombia, accessed 21 June 2019).
4. Mexico: Supreme Court Finds Veracruz Law Criminalising “Wilful Transmission” of HIV and STIs to Be Unconstitutional. In: The Body: The HIV/AIDS Resource [Internet]. 4 May 2018. Remedy Health Media LLC; c2019 (<https://www.thebody.com/article/mexicosupreme-court-finds-veracruz-law-criminalis>, accessed 21 June 2019).

EPIDEMIC ESTIMATES

	2010	2015	2018
New HIV infections			
New HIV infections (all ages)	6400 [5600–7100]	6500 [5700–7300]	6500 [5800–7300]
New HIV infections (0–14)	<200 [<200– <200]	<200 [<100– <200]	<100 [<100– <200]
New HIV infections (women, 15+)	1800 [1600–2000]	1900 [1700–2100]	1900 [1600–2100]
New HIV infections (men, 15+)	4400 [3700–5100]	4500 [3800–5200]	4600 [3800–5200]
HIV incidence per 1000 population	0.16 [0.14–0.18]	0.15 [0.13–0.17]	0.15 [0.13–0.17]
AIDS-related deaths			
AIDS-related deaths (all ages)	1600 [1300–2000]	1600 [1200–2000]	1700 [1300–2100]
AIDS-related deaths (0–14)	<100 [<100– <100]	<100 [<100– <100]	<100 [<100– <100]
AIDS-related deaths (women, 15+)	<500 [<500– <500]	<500 [<500– <500]	<500 [<500– <500]
AIDS-related deaths (men, 15+)	1200 [950–1600]	1200 [900–1600]	1300 [940–1700]
People living with HIV			
People living with HIV (all ages)	110 000 [96 000–120 000]	130 000 [120 000–140 000]	140 000 [130 000–150 000]
People living with HIV (0–14)	2700 [2500–3000]	2100 [1900–2400]	1800 [1600–2100]
People living with HIV (women, 15+)	33 000 [30 000–36 000]	40 000 [37 000–44 000]	45 000 [41 000–48 000]
People living with HIV (men, 15+)	71 000 [62 000–80 000]	85 000 [75 000–96 000]	93 000 [83 000–100 000]
HIV prevalence (15–49)	0.4 [0.3–0.4]	0.4 [0.4–0.4]	0.4 [0.4–0.4]

LAWS AND POLICIES

Laws criminalizing the transmission of, non-disclosure of or exposure to HIV transmission	No
Criminalization of sex work among consenting adults	Any criminalization or punitive regulation of sex work
Criminalization of same-sex sexual acts	No specific legislation
Drug use or possession for personal use is an offence	Possession of drugs for personal use or drug use and/or consumption are specified as criminal offences
Criminalization of transgender people	Neither criminalized nor prosecuted
Laws or policies restricting the entry, stay and residence of people living with HIV	No
Parental consent for adolescents to access HIV testing	Yes, for adolescents younger than 14 years
Spousal consent for married women to access sexual and reproductive health services	No
Mandatory HIV testing for marriage, work or residence permits or for certain groups	No

STIGMA AND DISCRIMINATION

Percentage of women and men aged 15–49 years who report discriminatory attitudes towards people living with HIV

Percentage of people living with HIV denied health services because of their HIV status in the last 12 months

Percentage of people living with HIV who reported a health-care professional told others about their HIV status without their consent

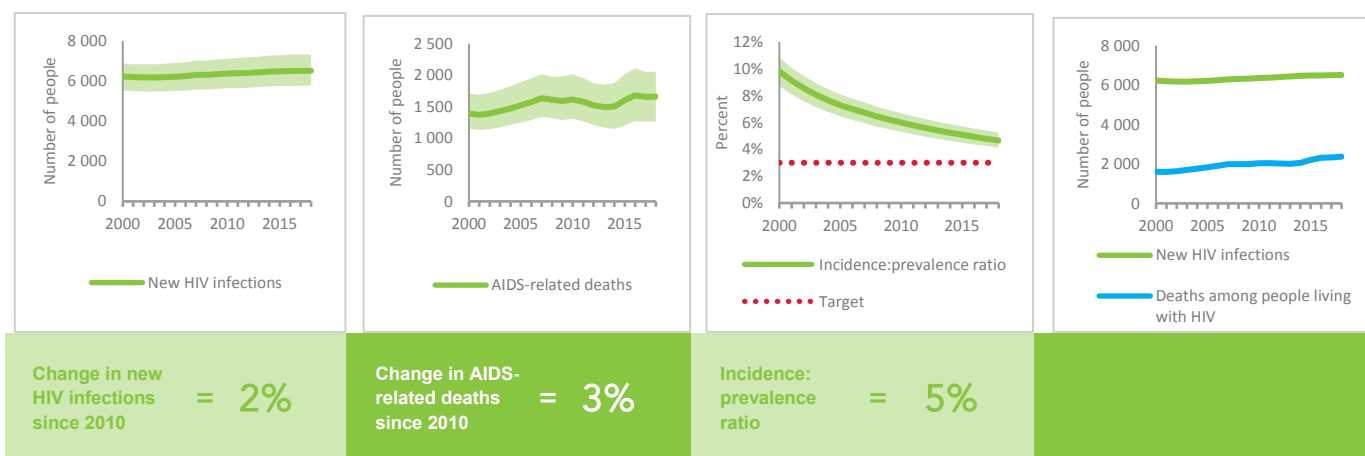
VIOLENCE

Proportion of ever-married or partnered women aged 15–49 years who experienced physical or sexual violence from a male intimate partner in the past 12 months

EXPENDITURES

	Financing sources					Total
	Domestic private	Domestic public	International: PEPFAR	International: Global Fund	International: all others	
Last available report: 2016	\$1 860 000	\$625 340 000	\$627 390 000

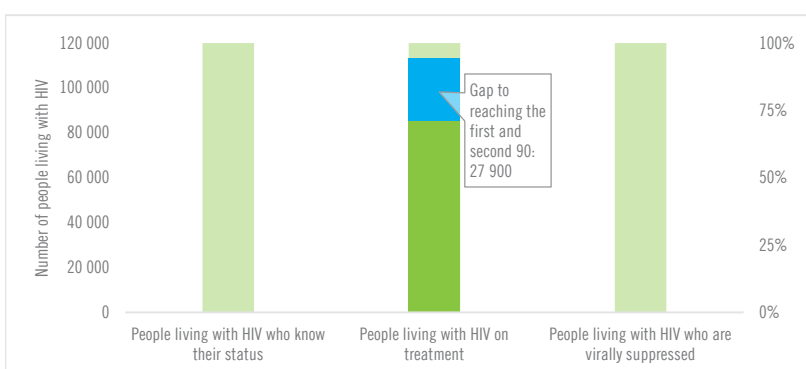
EPIDEMIC TRANSITION METRICS



KEY POPULATIONS

	Sex workers	Gay men and other men who have sex with men	People who inject drugs	Transgender people	Prisoners
Estimated size of population
HIV prevalence	2.7%
Know their HIV status
Antiretroviral therapy coverage	87.4%
Condom use
Coverage of HIV prevention programmes
Avoidance of health care because of stigma and discrimination
Expenditures (0)

HIV TESTING AND TREATMENT CASCADE



	...	61% [55–67%] 85 500	...
All ages	...% [...–...%]	61% [55–67%] 85 500	...% [...–...%]
Children (0–14)	...% [...–...%]	92% [84– >95%] 1700	...% [...–...%]
Women (15+)	...% [...–...%]	69% [63–75%] 30 900	...% [...–...%]
Men (15+)	...% [...–...%]	57% [50–63%] 52 900	...% [...–...%]

ELIMINATION OF MOTHER-TO-CHILD TRANSMISSION

	2010	2018
Percentage of pregnant women living with HIV accessing antiretroviral medicines	94% [83– >95%]	>95% [85– >95%]
Early infant diagnosis	...% [...–...%]	70.6% [65.1–79.7%]

HIV COMORBIDITIES

Estimated number of incident tuberculosis cases among people living with HIV (2017)	1500 [890–2300]
People living with HIV who started TB preventive therapy (2017)	...
Cervical cancer screening of women living with HIV (2016)	43.6%
People coinfecting with HIV and hepatitis B virus receiving combined treatment	...
People coinfecting with HIV and hepatitis C virus starting hepatitis C treatment	...

HIV PREVENTION

Adults aged 15+ years with unsuppressed viral load	...
Knowledge of HIV prevention among young people aged 15–24 years	...
— Women	...
— Men	...
Condom use at last sex with a non-marital, non-cohabiting partner	...
— Women	...
— Men	...
Women aged 15–49 years who have their demand for family planning satisfied by modern methods	...
Men aged 15–49 years who are circumcised	Not applicable
Voluntary medical male circumcisions performed according to national standards	Not applicable
People who received PrEP at least once during the reporting period	...
Harm reduction	...
— Use of sterile injecting equipment at last injection	...
— Needles and syringes distributed per person who injects	...
— Coverage of opioid substitution therapy	...
— Naloxone available (2019)	No
— Safe injection rooms available (2019)	No

EPIDEMIC ESTIMATES

	2010	2015	2018
New HIV infections			
New HIV infections (all ages)	1100 [1000–1200]	1300 [1200–1400]	1400 [1300–1500]
New HIV infections (0–14)	<100 [<100– <200]	<100 [<100– <100]	<100 [<100– <100]
New HIV infections (women, 15+)	<500 [<500– <500]	<500 [<500– <500]	<500 [<500– <500]
New HIV infections (men, 15+)	720 [630–790]	900 [780–980]	930 [810–1000]
HIV incidence per 1000 population	0.12 [0.11–0.12]	0.13 [0.12–0.14]	0.13 [0.11–0.14]
AIDS-related deaths			
AIDS-related deaths (all ages)	1600 [1500–1800]	1100 [960–1200]	670 [550–760]
AIDS-related deaths (0–14)	<200 [<100– <200]	<100 [<100– <100]	<100 [<100– <100]
AIDS-related deaths (women, 15+)	<500 [<500– <500]	<500 [<500– <500]	<200 [<200– <500]
AIDS-related deaths (men, 15+)	1100 [960–1200]	760 [650–850]	<500 [<500–540]
People living with HIV			
People living with HIV (all ages)	23 000 [20 000–25 000]	21 000 [19 000–23 000]	22 000 [20 000–24 000]
People living with HIV (0–14)	1000 [990–1100]	790 [720–850]	620 [560–670]
People living with HIV (women, 15+)	6500 [5800–7200]	6300 [5800–7000]	6900 [6400–7500]
People living with HIV (men, 15+)	15 000 [13 000–17 000]	14 000 [12 000–16 000]	15 000 [13 000–17 000]
HIV prevalence (15–49)	0.4 [0.3–0.4]	0.3 [0.3–0.3]	0.3 [0.3–0.3]

LAWS AND POLICIES

Laws criminalizing the transmission of, non-disclosure of or exposure to HIV transmission	Yes
Criminalization of sex work among consenting adults	Sex work is not subject to punitive regulations or is not criminalized
Criminalization of same-sex sexual acts	No specific legislation
Drug use or possession for personal use is an offence	Possession of drugs for personal use or drug use and/or consumption are specified as criminal offences
Criminalization of transgender people	Neither criminalized nor prosecuted
Laws or policies restricting the entry, stay and residence of people living with HIV	No
Parental consent for adolescents to access HIV testing	Yes, for adolescents younger than 18 years
Spousal consent for married women to access sexual and reproductive health services	Yes
Mandatory HIV testing for marriage, work or residence permits or for certain groups	No

STIGMA AND DISCRIMINATION

Percentage of women and men aged 15–49 years who report discriminatory attitudes towards people living with HIV

Percentage of people living with HIV denied health services because of their HIV status in the last 12 months

Percentage of people living with HIV who reported a health-care professional told others about their HIV status without their consent

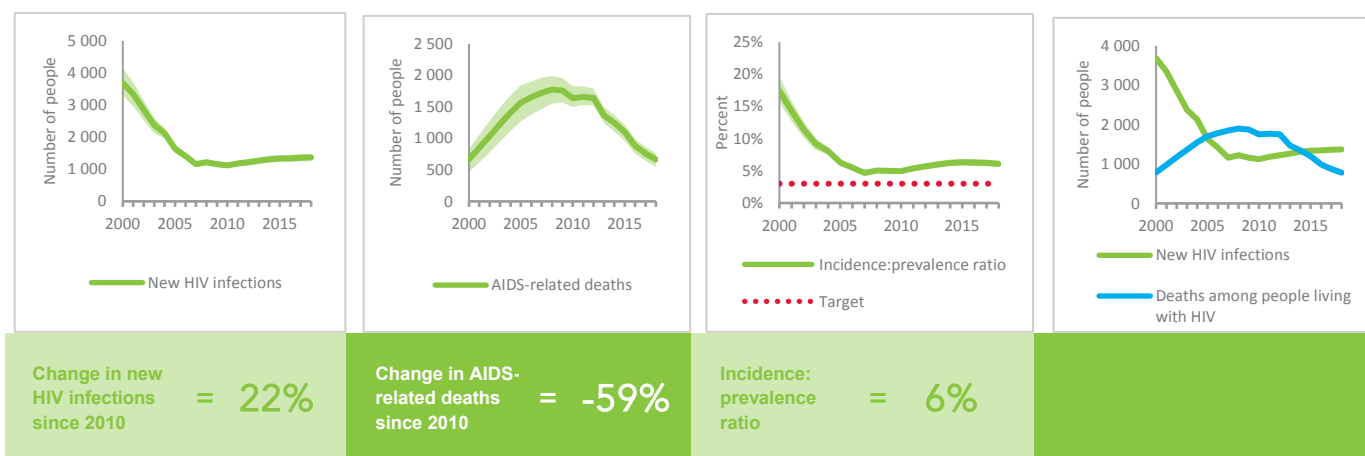
VIOLENCE

Proportion of ever-married or partnered women aged 15–49 years who experienced physical or sexual violence from a male intimate partner in the past 12 months **2016**
39.4

EXPENDITURES

	Financing sources					Total
	Domestic private	Domestic public	International: PEPFAR	International: Global Fund	International: all others	
Last available report: 2012	\$2 112 301	\$4 786 726	...	\$3 549 926	\$97 951	\$11 768 762

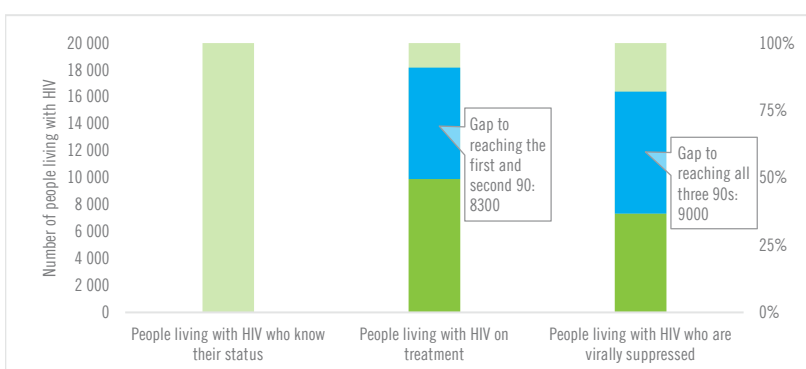
EPIDEMIC TRANSITION METRICS



KEY POPULATIONS

	Sex workers	Gay men and other men who have sex with men	People who inject drugs	Transgender people	Prisoners
Estimated size of population
HIV prevalence	...	25.4%	...	22.6%	1.1%
Know their HIV status	63.8%	...
Antiretroviral therapy coverage	32.0%
Condom use	...	66.0%	...	80.0%	...
Coverage of HIV prevention programmes	...	33.9%	...	55.3%	...
Avoidance of health care because of stigma and discrimination
Expenditures (0)

HIV TESTING AND TREATMENT CASCADE



	...	44% [40–48%] 9900	33% [30–36%]
All ages	...% [...–...%]		
Children (0–14)	...% [...–...%]	40% [37–43%] 250	37% [33–39%]
Women (15+)	...% [...–...%]	44% [41–49%] 3100	30% [28–33%]
Men (15+)	...% [...–...%]	44% [39–49%] 6600	34% [30–37%]

ELIMINATION OF MOTHER-TO-CHILD TRANSMISSION

	2010	2018
Percentage of pregnant women living with HIV accessing antiretroviral medicines	34% [29–38%]	>95% [>95–>95%]
Early infant diagnosis	38.0% [33.6–44.5%]	...% [...–...%]

HIV COMORBIDITIES

Estimated number of incident tuberculosis cases among people living with HIV (2017)	560 [360–800]
People living with HIV who started TB preventive therapy (2017)	...
Cervical cancer screening of women living with HIV	...
People coinfecting with HIV and hepatitis B virus receiving combined treatment	...
People coinfecting with HIV and hepatitis C virus starting hepatitis C treatment	...

HIV PREVENTION

Adults aged 15+ years with unsuppressed viral load	0.2%
Knowledge of HIV prevention among young people aged 15–24 years	...
— Women	...
— Men	...
Condom use at last sex with a non-marital, non-cohabiting partner	...
— Women	...
— Men	...
Women aged 15–49 years who have their demand for family planning satisfied by modern methods	...
Men aged 15–49 years who are circumcised	Not applicable
Voluntary medical male circumcisions performed according to national standards	Not applicable
People who received PrEP at least once during the reporting period	...
Harm reduction	...
— Use of sterile injecting equipment at last injection	...
— Needles and syringes distributed per person who injects	...
— Coverage of opioid substitution therapy	...
— Naloxone available (2019)	No
— Safe injection rooms available (2019)	No

EPIDEMIC ESTIMATES

	2010	2015	2018
New HIV infections			
New HIV infections (all ages)	44 000 [34 000–54 000]	48 000 [38 000–59 000]	53 000 [42 000–65 000]
New HIV infections (0–14)	... [...-...]	... [...-...]	... [...-...]
New HIV infections (women, 15+)	... [...-...]	... [...-...]	... [...-...]
New HIV infections (men, 15+)	... [...-...]	... [...-...]	... [...-...]
HIV incidence per 1000 population	0.23 [0.18–0.28]	0.24 [0.19–0.29]	0.26 [0.2–0.31]
AIDS-related deaths			
AIDS-related deaths (all ages)	15 000 [11 000–19 000]	16 000 [12 000–21 000]	15 000 [11 000–19 000]
AIDS-related deaths (0–14)	... [...-...]	... [...-...]	... [...-...]
AIDS-related deaths (women, 15+)	... [...-...]	... [...-...]	... [...-...]
AIDS-related deaths (men, 15+)	... [...-...]	... [...-...]	... [...-...]
People living with HIV			
People living with HIV (all ages)	670 000 [520 000–830 000]	800 000 [620 000–1 000 000]	900 000 [690 000–1 100 000]
People living with HIV (0–14)	... [...-...]	... [...-...]	... [...-...]
People living with HIV (women, 15+)	... [...-...]	... [...-...]	... [...-...]
People living with HIV (men, 15+)	... [...-...]	... [...-...]	... [...-...]
HIV prevalence (15–49)	0.5 [0.4–0.6]	0.5 [0.4–0.6]	0.5 [0.4–0.7]

LAWS AND POLICIES

Laws criminalizing the transmission of, non-disclosure of or exposure to HIV transmission	No
Criminalization of sex work among consenting adults	Any criminalization or punitive regulation of sex work
Criminalization of same-sex sexual acts	Laws penalizing same-sex sexual acts have been decriminalized or never existed
Drug use or possession for personal use is an offence	Possession of drugs for personal use or drug use and/or consumption are specified as non-criminal offences
Criminalization of transgender people	Neither criminalized nor prosecuted
Laws or policies restricting the entry, stay and residence of people living with HIV	No
Parental consent for adolescents to access HIV testing	No
Spousal consent for married women to access sexual and reproductive health services	No
Mandatory HIV testing for marriage, work or residence permits or for certain groups	No

STIGMA AND DISCRIMINATION

Percentage of women and men aged 15–49 years who report discriminatory attitudes towards people living with HIV

Percentage of people living with HIV denied health services because of their HIV status in the last 12 months

Percentage of people living with HIV who reported a health-care professional told others about their HIV status without their consent

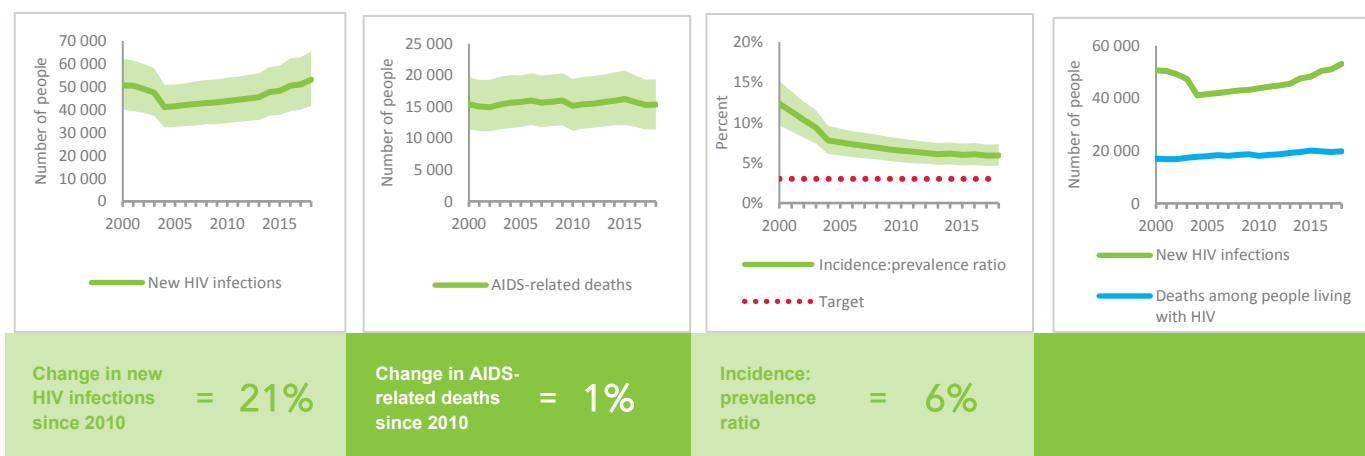
VIOLENCE

Proportion of ever-married or partnered women aged 15–49 years who experienced physical or sexual violence from a male intimate partner in the past 12 months

EXPENDITURES

	Financing sources					Total
	Domestic private	Domestic public	International: PEPFAR	International: Global Fund	International: all others	
Last available report: 2018	...	\$699 139 356	\$699 139 356

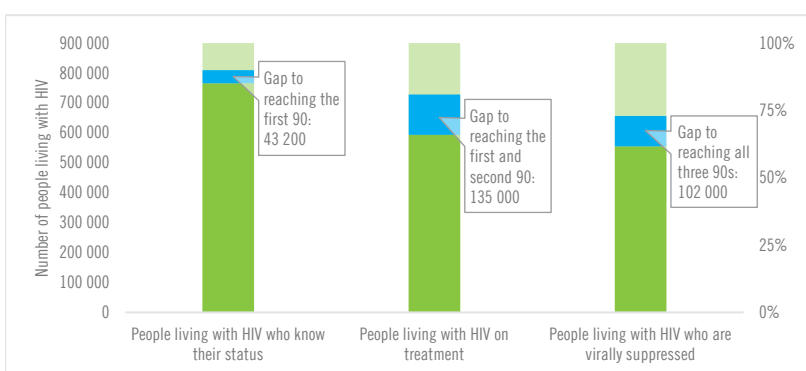
EPIDEMIC TRANSITION METRICS



KEY POPULATIONS

	Sex workers	Gay men and other men who have sex with men	People who inject drugs	Transgender people	Prisoners
Estimated size of population
HIV prevalence	5.3%	18.3%	...	30.0%	...
Know their HIV status	52.3%	72.6%	...	76.9%	...
Antiretroviral therapy coverage
Condom use	...	64.3%	...	70.8%	...
Coverage of HIV prevention programmes	22.4%	29.8%	...	59.3%	...
Avoidance of health care because of stigma and discrimination	...	17.3%
Expenditures (2017)	\$0	\$0	\$0		

HIV TESTING AND TREATMENT CASCADE



	2010	2018
All ages	85% [66–95%]	66% [51–82%] 593 000
Children (0–14)	... [...–...%]	... [...–...%]
Women (15+)	... [...–...%]	... [...–...%]
Men (15+)	... [...–...%]	... [...–...%]

ELIMINATION OF MOTHER-TO-CHILD TRANSMISSION

	2010	2018
Percentage of pregnant women living with HIV accessing antiretroviral medicines	...% [...–...%]	...% [...–...%]
Early infant diagnosis	21.9% [17.4–29.9%]	...% [...–...%]

HIV COMORBIDITIES

Estimated number of incident tuberculosis cases among people living with HIV (2017)	11 000 [9300 –13 000]
People living with HIV who started TB preventive therapy (2017)	...
Cervical cancer screening of women living with HIV	...
People coinfecting with HIV and hepatitis B virus receiving combined treatment	...
People coinfecting with HIV and hepatitis C virus starting hepatitis C treatment	...

HIV PREVENTION

Adults aged 15+ years with unsuppressed viral load	...
Knowledge of HIV prevention among young people aged 15–24 years	...
— Women	...
— Men	...
Condom use at last sex with a non-marital, non-cohabiting partner	...
— Women	...
— Men	...
Women aged 15–49 years who have their demand for family planning satisfied by modern methods	...
Men aged 15–49 years who are circumcised	Not applicable
Voluntary medical male circumcisions performed according to national standards	Not applicable
People who received PrEP at least once during the reporting period (2018)	8108
Harm reduction	...
— Use of sterile injecting equipment at last injection	...
— Needles and syringes distributed per person who injects	...
— Coverage of opioid substitution therapy	...
— Naloxone available (2019)	No
— Safe injection rooms available (2019)	No

EPIDEMIC ESTIMATES

	2010	2015	2018
New HIV infections			
New HIV infections (all ages)	3700 [3100–4100]	4600 [3700–5000]	5000 [4000–5500]
New HIV infections (0–14)	<100 [<100– <100]	<100 [<100– <100]	<100 [<100– <100]
New HIV infections (women, 15+)	620 [540–700]	790 [700–890]	950 [830–1100]
New HIV infections (men, 15+)	3100 [2500–3400]	3700 [3000–4200]	4000 [3100–4500]
HIV incidence per 1000 population	0.22 [0.18–0.24]	0.26 [0.21–0.29]	0.27 [0.22–0.3]
AIDS-related deaths			
AIDS-related deaths (all ages)	... [...–...]	... [...–...]	590 [<500–770]
AIDS-related deaths (0–14)	... [...–...]	... [...–...]	<100 [<100– <100]
AIDS-related deaths (women, 15+)	... [...–...]	... [...–...]	<200 [<200– <200]
AIDS-related deaths (men, 15+)	... [...–...]	... [...–...]	<500 [<500–580]
People living with HIV			
People living with HIV (all ages)	39 000 [34 000–43 000]	57 000 [50 000–62 000]	71 000 [63 000–78 000]
People living with HIV (0–14)	<500 [<500– <500]	<500 [<500– <500]	<500 [<500– <500]
People living with HIV (women, 15+)	6600 [6000–7100]	9700 [8800–10 000]	12 000 [11 000–13 000]
People living with HIV (men, 15+)	32 000 [28 000–36 000]	47 000 [41 000–52 000]	59 000 [51 000–66 000]
HIV prevalence (15–49)	0.4 [0.3–0.4]	0.5 [0.4–0.5]	0.5 [0.5–0.6]

LAWS AND POLICIES

Laws criminalizing the transmission of, non-disclosure of or exposure to HIV transmission	No
Criminalization of sex work among consenting adults	Any criminalization or punitive regulation of sex work
Criminalization of same-sex sexual acts	Laws penalizing same-sex sexual acts have been decriminalized or never existed
Drug use or possession for personal use is an offence	Possession of drugs for personal use or drug use and/or consumption are specified as non-criminal offences
Criminalization of transgender people	Neither criminalized nor prosecuted
Laws or policies restricting the entry, stay and residence of people living with HIV	No
Parental consent for adolescents to access HIV testing	Yes, for adolescents younger than 14 years
Spousal consent for married women to access sexual and reproductive health services	No
Mandatory HIV testing for marriage, work or residence permits or for certain groups	Yes

STIGMA AND DISCRIMINATION

Percentage of women and men aged 15–49 years who report discriminatory attitudes towards people living with HIV

Percentage of people living with HIV denied health services because of their HIV status in the last 12 months

Percentage of people living with HIV who reported a health-care professional told others about their HIV status without their consent

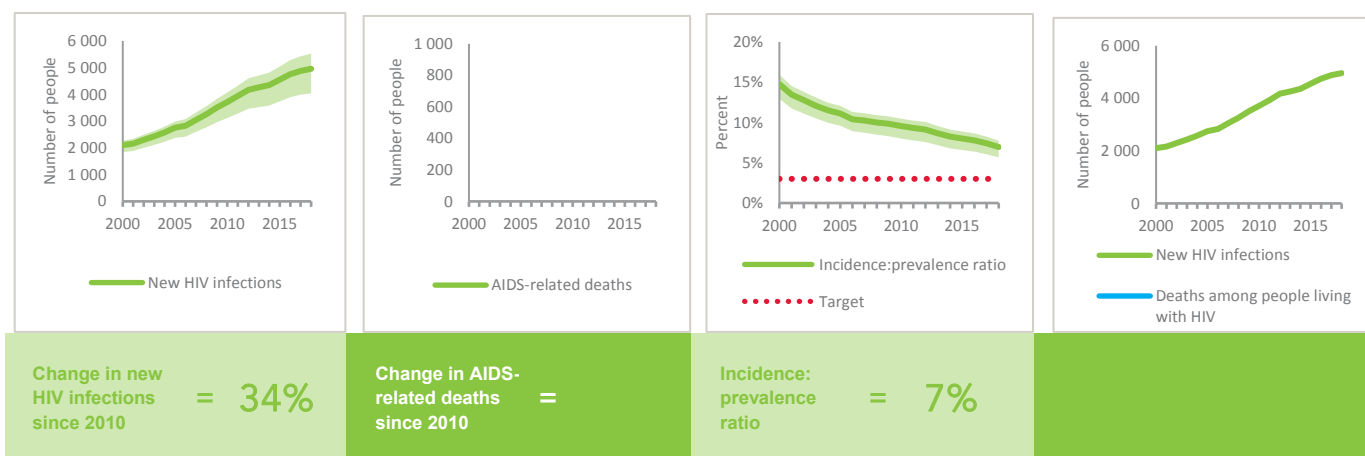
VIOLENCE

Proportion of ever-married or partnered women aged 15–49 years who experienced physical or sexual violence from a male intimate partner in the past 12 months

EXPENDITURES

	Financing sources					Total
	Domestic private	Domestic public	International: PEPFAR	International: Global Fund	International: all others	
Last available report: 2018	\$108 369 580	\$207 644 768	\$316 014 348

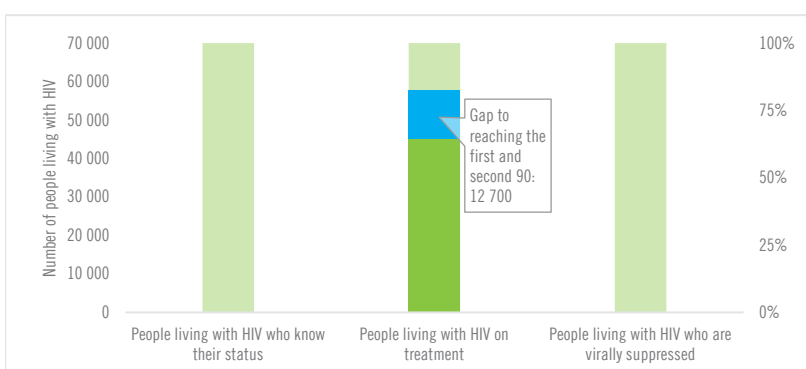
EPIDEMIC TRANSITION METRICS



KEY POPULATIONS

	Sex workers	Gay men and other men who have sex with men	People who inject drugs	Transgender people	Prisoners
Estimated size of population	42 000
HIV prevalence	0.0%	13.9%	0.5%
Know their HIV status	58.0%	62.2%
Antiretroviral therapy coverage	79.4%	89.0%	...	92.2%	89.0%
Condom use	97.0%	42.1%
Coverage of HIV prevention programmes
Avoidance of health care because of stigma and discrimination
Expenditures (2016)	\$169 593	\$665 414	\$0

HIV TESTING AND TREATMENT CASCADE



	...% [...-...%]	63% [56-70%] 45 100	...% [...-...%]
All ages	...	63% [56-70%] 45 100	...% [...-...%]
Children (0-14)	...% [...-...%]	56% [50-61%] 140	...% [...-...%]
Women (15+)	77% [70-83%]	53% [48-57%] 6400	...% [...-...%]
Men (15+)	88% [76- >95%]	65% [56-73%] 38 500	...% [...-...%]

ELIMINATION OF MOTHER-TO-CHILD TRANSMISSION

	2010	2018
Percentage of pregnant women living with HIV accessing antiretroviral medicines	72% [65-80%]	>95% [>95- >95%]
Early infant diagnosis	...% [...-...%]	81.2% [73.7-90.1%]

HIV COMORBIDITIES

Estimated number of incident tuberculosis cases among people living with HIV (2017)	510 [310-770]
People living with HIV who started TB preventive therapy (2017)	...
Cervical cancer screening of women living with HIV	...
People coinfectd with HIV and hepatitis B virus receiving combined treatment	...
People coinfectd with HIV and hepatitis C virus starting hepatitis C treatment (2018)	36%

HIV PREVENTION

Adults aged 15+ years with unsuppressed viral load	...
Knowledge of HIV prevention among young people aged 15-24 years	...
— Women	...
— Men	...
Condom use at last sex with a non-marital, non-cohabiting partner (2016)	...
— Women	26.1%
— Men	49.2%
Women aged 15-49 years who have their demand for family planning satisfied by modern methods	...
Men aged 15-49 years who are circumcised	Not applicable
Voluntary medical male circumcisions performed according to national standards	Not applicable
People who received PrEP at least once during the reporting period	...
Harm reduction	...
— Use of sterile injecting equipment at last injection	...
— Needles and syringes distributed per person who injects	...
— Coverage of opioid substitution therapy	...
— Naloxone available (2019)	No
— Safe injection rooms available (2019)	No

EPIDEMIC ESTIMATES

	2010	2015	2018
New HIV infections			
New HIV infections (all ages)	8800 [6400–11 000]	7900 [5600–10 000]	6900 [4700–9100]
New HIV infections (0–14)	590 [<500–750]	510 [<500–630]	510 [<500–660]
New HIV infections (women, 15+)	1400 [1000–1800]	1100 [760–1500]	910 [630–1300]
New HIV infections (men, 15+)	6800 [5000–8900]	6300 [4400–8400]	5400 [3700–7400]
HIV incidence per 1000 population	0.19 [0.14–0.25]	0.17 [0.12–0.22]	0.14 [0.1–0.19]
AIDS-related deaths			
AIDS-related deaths (all ages)	... [...-...]	... [...-...]	... [...-...]
AIDS-related deaths (0–14)	... [...-...]	... [...-...]	... [...-...]
AIDS-related deaths (women, 15+)	... [...-...]	... [...-...]	... [...-...]
AIDS-related deaths (men, 15+)	... [...-...]	... [...-...]	... [...-...]
People living with HIV			
People living with HIV (all ages)	130 000 [100 000–150 000]	140 000 [120 000–170 000]	160 000 [130 000–180 000]
People living with HIV (0–14)	5200 [4500–6100]	4000 [3400–4800]	3600 [2900–4300]
People living with HIV (women, 15+)	26 000 [22 000–30 000]	29 000 [24 000–34 000]	31 000 [26 000–36 000]
People living with HIV (men, 15+)	94 000 [77 000–110 000]	110 000 [91 000–130 000]	120 000 [98 000–150 000]
HIV prevalence (15–49)	0.4 [0.3–0.5]	0.4 [0.3–0.5]	0.4 [0.3–0.5]

LAWS AND POLICIES

Laws criminalizing the transmission of, non-disclosure of or exposure to HIV transmission	Yes
Criminalization of sex work among consenting adults	Sex work is not subject to punitive regulations or is not criminalized
Criminalization of same-sex sexual acts	Laws penalizing same-sex sexual acts have been decriminalized or never existed
Drug use or possession for personal use is an offence	...
Criminalization of transgender people	Neither criminalized nor prosecuted
Laws or policies restricting the entry, stay and residence of people living with HIV	No
Parental consent for adolescents to access HIV testing	Yes, for adolescents younger than 14 years
Spousal consent for married women to access sexual and reproductive health services	No
Mandatory HIV testing for marriage, work or residence permits or for certain groups	No

STIGMA AND DISCRIMINATION

Percentage of women and men aged 15–49 years who report discriminatory attitudes towards people living with HIV (2010 refers to women only)	2010	2015
	44.7	37.2

Percentage of people living with HIV denied health services because of their HIV status in the last 12 months

Percentage of people living with HIV who reported a health-care professional told others about their HIV status without their consent

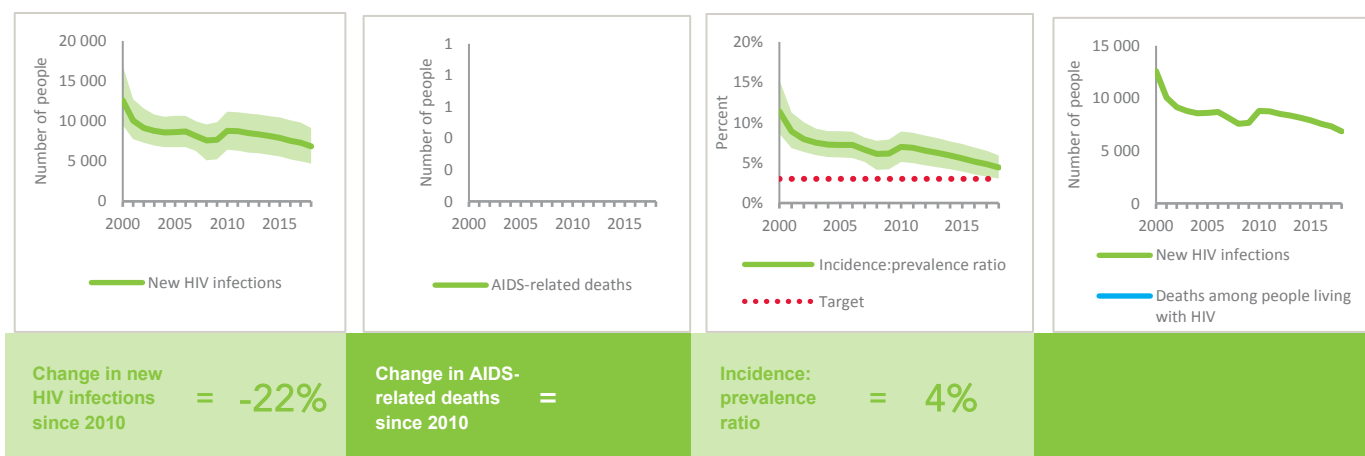
VIOLENCE

Proportion of ever-married or partnered women aged 15–49 years who experienced physical or sexual violence from a male intimate partner in the past 12 months	2010	2015
	37.4	33.3

EXPENDITURES

	Financing sources					Total
	Domestic private	Domestic public	International: PEPFAR	International: Global Fund	International: all others	
Last available report: 2013	\$34 547 857	\$84 674 170	\$119 528 046

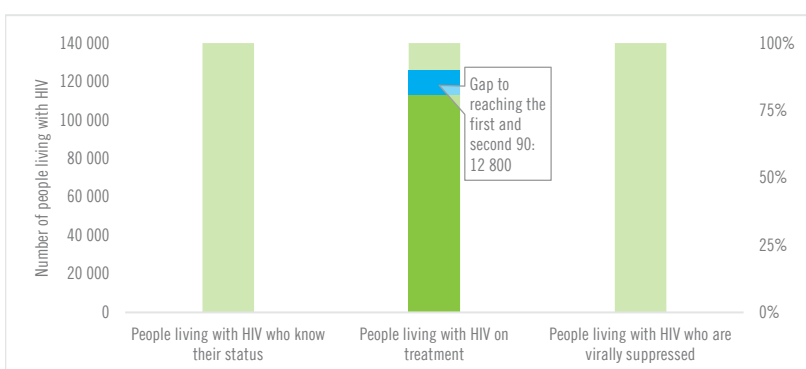
EPIDEMIC TRANSITION METRICS



KEY POPULATIONS

	Sex workers	Gay men and other men who have sex with men	People who inject drugs	Transgender people	Prisoners
Estimated size of population
HIV prevalence	1.2%	17.0%	2.8%	21.4%	...
Know their HIV status	90.6%	26.3%	...	42.9%	...
Antiretroviral therapy coverage
Condom use	98.3%	17.0%	35.8%
Coverage of HIV prevention programmes	...	38.0%
Avoidance of health care because of stigma and discrimination
Expenditures (2016)	\$0	\$414 142	\$0

HIV TESTING AND TREATMENT CASCADE



	...	73% [60–86%] 113 000	...
All ages	...% [...-...%]	73% [60–86%] 113 000	...% [...-...%]
Children (0–14)	...% [...-...%]	41% [32–49%] 1500	...% [...-...%]
Women (15+)	...% [...-...%]	77% [64–90%] 23 900	...% [...-...%]
Men (15+)	...% [...-...%]	73% [59–88%] 87 700	...% [...-...%]

ELIMINATION OF MOTHER-TO-CHILD TRANSMISSION

	2010	2018
Percentage of pregnant women living with HIV accessing antiretroviral medicines	33% [26–40%]	21% [17–25%]
Early infant diagnosis	7.1% [5.8–8.9%]	30.7% [26.2–37.3%]

HIV COMORBIDITIES

Estimated number of incident tuberculosis cases among people living with HIV (2017)	2000 [1500–2500]
People living with HIV who started TB preventive therapy (2017)	...
Cervical cancer screening of women living with HIV	...
People coinfecting with HIV and hepatitis B virus receiving combined treatment	...
People coinfecting with HIV and hepatitis C virus starting hepatitis C treatment	...

HIV PREVENTION

Adults aged 15+ years with unsuppressed viral load	...
Knowledge of HIV prevention among young people aged 15–24 years (2015)	
— Women	31.63%
— Men	28.52%
Condom use at last sex with a non-marital, non-cohabiting partner (2015)	
— Women	42.4%
— Men	70.5%
Women aged 15–49 years who have their demand for family planning satisfied by modern methods (2015)	86.8%
Men aged 15–49 years who are circumcised	Not applicable
Voluntary medical male circumcisions performed according to national standards	Not applicable
People who received PrEP at least once during the reporting period	...
Harm reduction	
— Use of sterile injecting equipment at last injection	...
— Needles and syringes distributed per person who injects (2018)	5
— Coverage of opioid substitution therapy	...
— Naloxone available (2019)	No
— Safe injection rooms available (2019)	No

EPIDEMIC ESTIMATES

	2010	2015	2018
New HIV infections			
New HIV infections (all ages)	830 [730–920]	950 [830–1100]	1000 [860–1200]
New HIV infections (0–14)	... [...–...]	... [...–...]	... [...–...]
New HIV infections (women, 15+)	<200 [<200– <200]	<200 [<200– <200]	<200 [<200– <200]
New HIV infections (men, 15+)	650 [550–740]	770 [630–900]	820 [660–960]
HIV incidence per 1000 population	0.19 [0.16–0.21]	0.2 [0.18–0.23]	0.21 [0.18–0.24]
AIDS-related deaths			
AIDS-related deaths (all ages)	<500 [<200– <500]	<500 [<200– <500]	<500 [<200– <500]
AIDS-related deaths (0–14)	... [...–...]	... [...–...]	... [...–...]
AIDS-related deaths (women, 15+)	<100 [<100– <100]	<100 [<100– <100]	<100 [<100– <100]
AIDS-related deaths (men, 15+)	<200 [<200– <500]	<200 [<200– <500]	<200 [<200– <500]
People living with HIV			
People living with HIV (all ages)	9300 [8400–10 000]	13 000 [11 000–14 000]	15 000 [13 000–17 000]
People living with HIV (0–14)	... [...–...]	... [...–...]	... [...–...]
People living with HIV (women, 15+)	2000 [1800–2200]	2600 [2400–2900]	2900 [2700–3300]
People living with HIV (men, 15+)	7200 [6300–8100]	10 000 [8900–11 000]	12 000 [10 000–13 000]
HIV prevalence (15–49)	0.3 [0.3–0.3]	0.4 [0.3–0.4]	0.4 [0.4–0.5]

LAWS AND POLICIES

Laws criminalizing the transmission of, non-disclosure of or exposure to HIV transmission	No, but prosecutions exist based on general criminal laws
Criminalization of sex work among consenting adults	Sex work is not subject to punitive regulations or is not criminalized
Criminalization of same-sex sexual acts	Laws penalizing same-sex sexual acts have been decriminalized or never existed
Drug use or possession for personal use is an offence	No
Criminalization of transgender people	Neither criminalized nor prosecuted
Laws or policies restricting the entry, stay and residence of people living with HIV	No
Parental consent for adolescents to access HIV testing	No
Spousal consent for married women to access sexual and reproductive health services	No
Mandatory HIV testing for marriage, work or residence permits or for certain groups	No

STIGMA AND DISCRIMINATION

Percentage of women and men aged 15–49 years who report discriminatory attitudes towards people living with HIV

Percentage of people living with HIV denied health services because of their HIV status in the last 12 months

2014
8.8

Percentage of people living with HIV who reported a health-care professional told others about their HIV status without their consent

2014
15.5

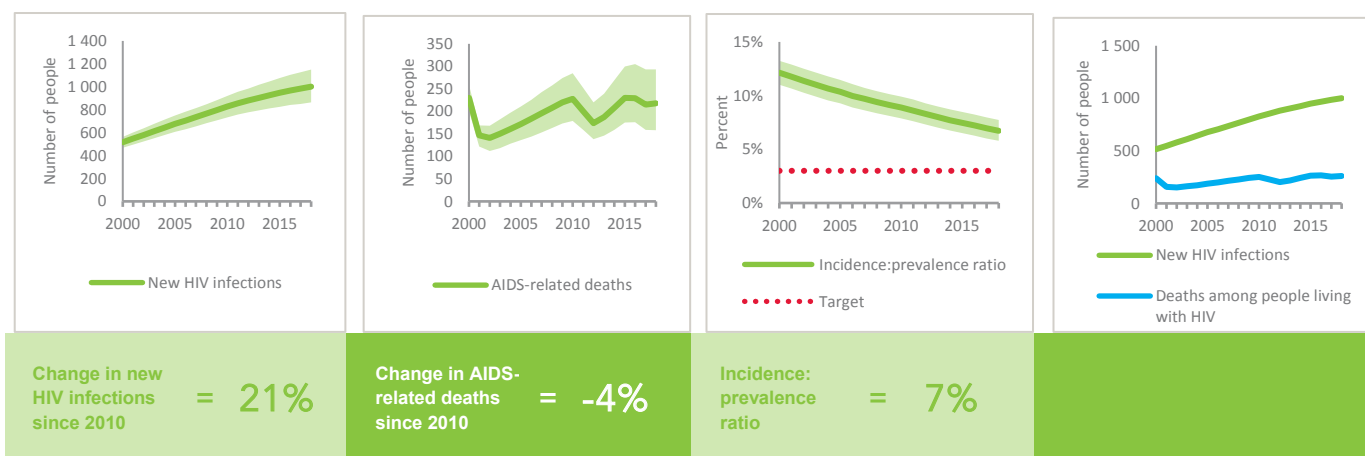
VIOLENCE

Proportion of ever-married or partnered women aged 15–49 years who experienced physical or sexual violence from a male intimate partner in the past 12 months

EXPENDITURES

	Financing sources					Total
	Domestic private	Domestic public	International: PEPFAR	International: Global Fund	International: all others	
Last available report: 2018	\$1 628 121	\$44 000 708	...	\$1 935 200	\$480 461	\$48 044 490

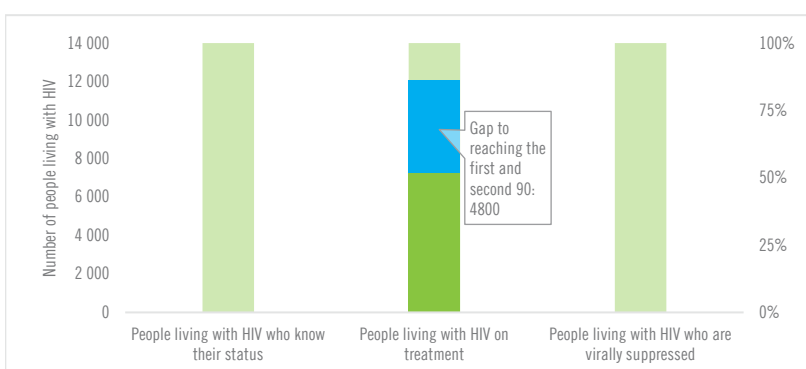
EPIDEMIC TRANSITION METRICS



KEY POPULATIONS

	Sex workers	Gay men and other men who have sex with men	People who inject drugs	Transgender people	Prisoners
Estimated size of population	100
HIV prevalence	1.4%	15.4%	...	24.6%	0.3%
Know their HIV status	100%	100%	...	100%	...
Antiretroviral therapy coverage	79.8%
Condom use	74.0%	39.2%	...	78.6%	...
Coverage of HIV prevention programmes	83.3%
Avoidance of health care because of stigma and discrimination
Expenditures (2014)	\$0	\$0	\$0

HIV TESTING AND TREATMENT CASCADE



	...	49% [44–54%] 7200	...
All ages	...% [...-...%]		...% [...-...%]
Children (0–14)	...% [...-...%]% [...-...%]
Women (15+)	...% [...-...%]	60% [54–66%] 1800	...% [...-...%]
Men (15+)	...% [...-...%]	46% [40–52%] 5400	...% [...-...%]

ELIMINATION OF MOTHER-TO-CHILD TRANSMISSION

	2010	2018
Percentage of pregnant women living with HIV accessing antiretroviral medicines	...% [...-...%]	...% [...-...%]
Early infant diagnosis	...% [...-...%]	...% [...-...%]

HIV COMORBIDITIES

Estimated number of incident tuberculosis cases among people living with HIV (2017)	42 [32–53]
People living with HIV who started TB preventive therapy (2017)	...
Cervical cancer screening of women living with HIV	...
People coinfecting with HIV and hepatitis B virus receiving combined treatment	...
People coinfecting with HIV and hepatitis C virus starting hepatitis C treatment	...

HIV PREVENTION

Adults aged 15+ years with unsuppressed viral load	...
Knowledge of HIV prevention among young people aged 15–24 years	...
— Women	...
— Men	...
Condom use at last sex with a non-marital, non-cohabiting partner	...
— Women	...
— Men	...
Women aged 15–49 years who have their demand for family planning satisfied by modern methods	...
Men aged 15–49 years who are circumcised	Not applicable
Voluntary medical male circumcisions performed according to national standards	Not applicable
People who received PrEP at least once during the reporting period	...
Harm reduction	...
— Use of sterile injecting equipment at last injection	...
— Needles and syringes distributed per person who injects	...
— Coverage of opioid substitution therapy	...
— Naloxone available (2019)	No
— Safe injection rooms available (2019)	No

EPIDEMIC ESTIMATES

	2010	2015	2018
New HIV infections			
New HIV infections (all ages)	2500 [1400–4600]	2400 [1300–4500]	2200 [1200–4400]
New HIV infections (0–14)	<100 [<100– <200]	<100 [<100– <200]	<100 [<100– <200]
New HIV infections (women, 15+)	700 [<500–1300]	690 [<500–1300]	650 [<500–1200]
New HIV infections (men, 15+)	1700 [990–3300]	1700 [890–3100]	1500 [800–3100]
HIV incidence per 1000 population	0.17 [0.1–0.32]	0.15 [0.08–0.29]	0.13 [0.07–0.27]
AIDS-related deaths			
AIDS-related deaths (all ages)	1100 [520–2200]	1100 [520–2400]	620 [<500–1500]
AIDS-related deaths (0–14)	<100 [<100– <100]	<100 [<100– <100]	<100 [<100– <100]
AIDS-related deaths (women, 15+)	<500 [<200– <500]	<200 [<100– <500]	<200 [<100– <500]
AIDS-related deaths (men, 15+)	790 [<500–1600]	980 [<500–2000]	<500 [<500–1100]
People living with HIV			
People living with HIV (all ages)	34 000 [22 000–57 000]	40 000 [27 000–65 000]	44 000 [29 000–71 000]
People living with HIV (0–14)	640 [<500–1100]	660 [<500–1100]	660 [<500–1200]
People living with HIV (women, 15+)	9000 [6100–15 000]	11 000 [7700–18 000]	13 000 [8700–20 000]
People living with HIV (men, 15+)	24 000 [16 000–41 000]	28 000 [18 000–46 000]	30 000 [20 000–50 000]
HIV prevalence (15–49)	0.4 [0.2–0.6]	0.4 [0.2–0.6]	0.4 [0.2–0.6]

LAWS AND POLICIES

Laws criminalizing the transmission of, non-disclosure of or exposure to HIV transmission	Yes
Criminalization of sex work among consenting adults	Sex work is not subject to punitive regulations or is not criminalized
Criminalization of same-sex sexual acts	Laws penalizing same-sex sexual acts have been decriminalized or never existed
Drug use or possession for personal use is an offence	No
Criminalization of transgender people	Neither criminalized nor prosecuted
Laws or policies restricting the entry, stay and residence of people living with HIV	No
Parental consent for adolescents to access HIV testing	No
Spousal consent for married women to access sexual and reproductive health services	No
Mandatory HIV testing for marriage, work or residence permits or for certain groups	No

STIGMA AND DISCRIMINATION

Percentage of women and men aged 15–49 years who report discriminatory attitudes towards people living with HIV

Percentage of people living with HIV denied health services because of their HIV status in the last 12 months

Percentage of people living with HIV who reported a health-care professional told others about their HIV status without their consent

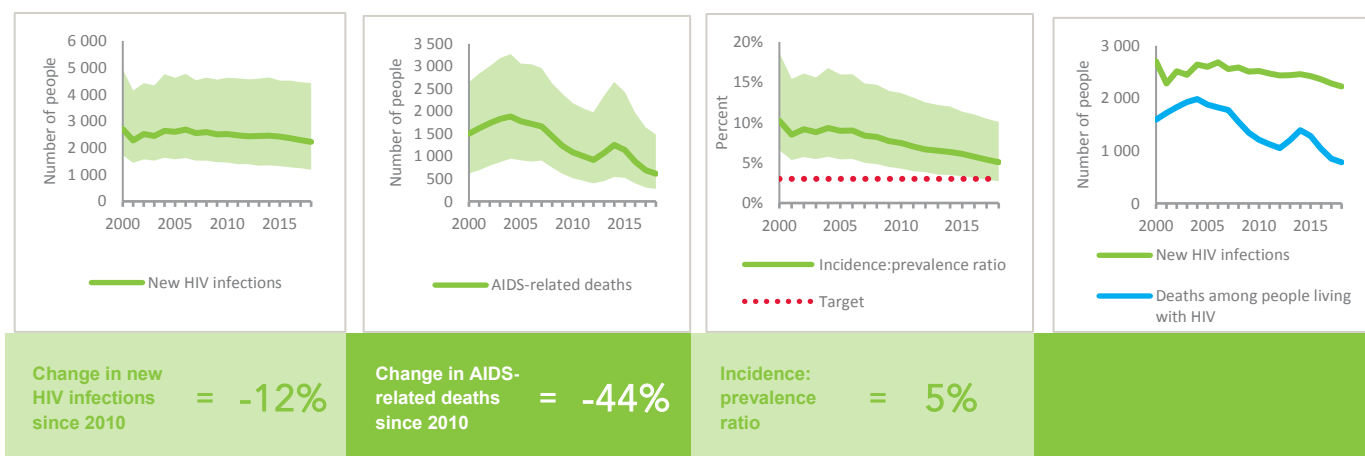
VIOLENCE

Proportion of ever-married or partnered women aged 15–49 years who experienced physical or sexual violence from a male intimate partner in the past 12 months

EXPENDITURES

	Financing sources					Total
	Domestic private	Domestic public	International: PEPFAR	International: Global Fund	International: all others	
Last available report: 2018	\$305 994	\$14 807 266	...	\$501 000	...	\$15 614 260

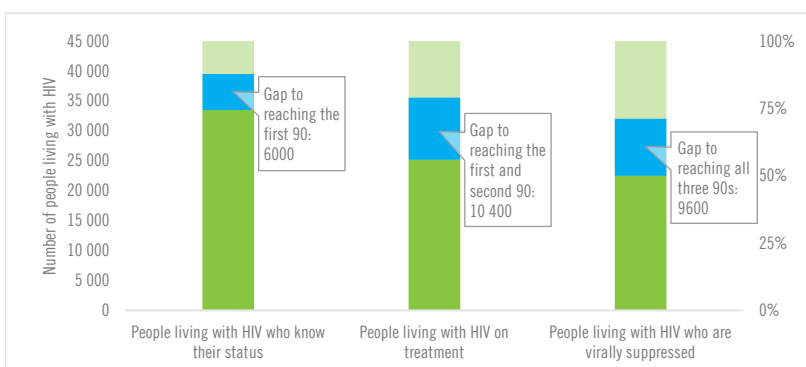
EPIDEMIC TRANSITION METRICS



KEY POPULATIONS

	Sex workers	Gay men and other men who have sex with men	People who inject drugs	Transgender people	Prisoners
Estimated size of population
HIV prevalence	...	16.5%	...	34.8%	1.3%
Know their HIV status	...	56.3%	...	60.4%	...
Antiretroviral therapy coverage	89.7%
Condom use	69.7%	77.0%	...	94.0%	...
Coverage of HIV prevention programmes
Avoidance of health care because of stigma and discrimination
Expenditures (2017)	\$0	\$0	\$0

HIV TESTING AND TREATMENT CASCADE



	76% [51- >95%]	57% [38-93%] 25 100	51% [34-83%]
All ages			
Children (0-14)	92% [60- >95%]	82% [54- >95%] 540	75% [49- >95%]
Women (15+)	84% [56- >95%]	62% [42- >95%] 8100	59% [40-93%]
Men (15+)	73% [48- >95%]	55% [36-90%] 16 500	47% [31-78%]

ELIMINATION OF MOTHER-TO-CHILD TRANSMISSION

	2010	2018
Percentage of pregnant women living with HIV accessing antiretroviral medicines	78% [50- >95%]	>95% [68- >95%]
Early infant diagnosis	1.5% [<1-2.3%]	...% [...-...%]

HIV COMORBIDITIES

Estimated number of incident tuberculosis cases among people living with HIV (2017)	950 [720-1200]
People living with HIV who started TB preventive therapy (2017)	...
Cervical cancer screening of women living with HIV	...
People coinfectd with HIV and hepatitis B virus receiving combined treatment	...
People coinfectd with HIV and hepatitis C virus starting hepatitis C treatment	...

HIV PREVENTION

Adults aged 15+ years with unsuppressed viral load	0.2%
Knowledge of HIV prevention among young people aged 15-24 years	...
— Women	...
— Men	...
Condom use at last sex with a non-marital, non-cohabiting partner	...
— Women	...
— Men	...
Women aged 15-49 years who have their demand for family planning satisfied by modern methods	...
Men aged 15-49 years who are circumcised	Not applicable
Voluntary medical male circumcisions performed according to national standards	Not applicable
People who received PrEP at least once during the reporting period	...
Harm reduction	...
— Use of sterile injecting equipment at last injection	...
— Needles and syringes distributed per person who injects	...
— Coverage of opioid substitution therapy	...
— Naloxone available (2019)	No
— Safe injection rooms available (2019)	No

EPIDEMIC ESTIMATES

	2010	2015	2018
New HIV infections			
New HIV infections (all ages)	1400 [1000–1700]	900 [670–1100]	700 [530–870]
New HIV infections (0–14)	<200 [<100– <200]	<100 [<100– <200]	<100 [<100– <100]
New HIV infections (women, 15+)	<500 [<500–500]	<500 [<500– <500]	<500 [<200– <500]
New HIV infections (men, 15+)	840 [610–1100]	560 [<500–710]	<500 [<500–550]
HIV incidence per 1000 population	0.22 [0.17–0.27]	0.14 [0.11–0.18]	0.11 [0.08–0.14]
AIDS-related deaths			
AIDS-related deaths (all ages)	<500 [<500–730]	620 [<500–920]	700 [<500–1000]
AIDS-related deaths (0–14)	<100 [<100– <200]	<100 [<100– <100]	<100 [<100– <100]
AIDS-related deaths (women, 15+)	<200 [<100– <500]	<200 [<100– <200]	<200 [<100– <500]
AIDS-related deaths (men, 15+)	<500 [<200– <500]	<500 [<500–700]	<500 [<500–720]
People living with HIV			
People living with HIV (all ages)	26 000 [20 000–31 000]	26 000 [21 000–31 000]	25 000 [21 000–30 000]
People living with HIV (0–14)	770 [600–970]	680 [540–850]	610 [<500–740]
People living with HIV (women, 15+)	8400 [6600–10 000]	9100 [7300–11 000]	9100 [7400–11 000]
People living with HIV (men, 15+)	16 000 [13 000–20 000]	16 000 [13 000–19 000]	16 000 [13 000–18 000]
HIV prevalence (15–49)	0.7 [0.6–0.9]	0.6 [0.5–0.7]	0.6 [0.5–0.7]

LAWS AND POLICIES

Laws criminalizing the transmission of, non-disclosure of or exposure to HIV transmission	Yes
Criminalization of sex work among consenting adults	Any criminalization or punitive regulation of sex work
Criminalization of same-sex sexual acts	Laws penalizing same-sex sexual acts have been decriminalized or never existed
Drug use or possession for personal use is an offence	Possession of drugs for personal use or drug use and/or consumption are specified as criminal offences
Criminalization of transgender people	Neither criminalized nor prosecuted
Laws or policies restricting the entry, stay and residence of people living with HIV	No
Parental consent for adolescents to access HIV testing	No
Spousal consent for married women to access sexual and reproductive health services	No
Mandatory HIV testing for marriage, work or residence permits or for certain groups	No

STIGMA AND DISCRIMINATION

Percentage of women aged 15–49 years who report discriminatory attitudes towards people living with HIV **2014**

33.1

Percentage of people living with HIV denied health services because of their HIV status in the last 12 months

Percentage of people living with HIV who reported a health-care professional told others about their HIV status without their consent

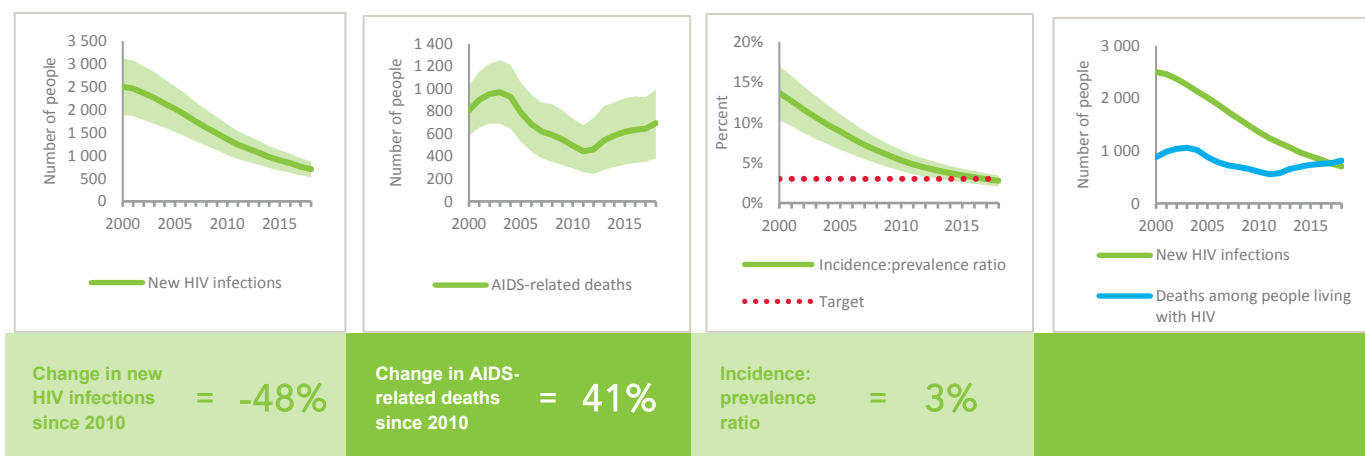
VIOLENCE

Proportion of ever-married or partnered women aged 15–49 years who experienced physical or sexual violence from a male intimate partner in the past 12 months

EXPENDITURES

	Financing sources					Total
	Domestic private	Domestic public	International: PEPFAR	International: Global Fund	International: all others	
Last available report: 2018	\$3 194 118	\$36 850 429	\$2 206 076	\$5 744 405	\$1 293 236	\$49 288 264

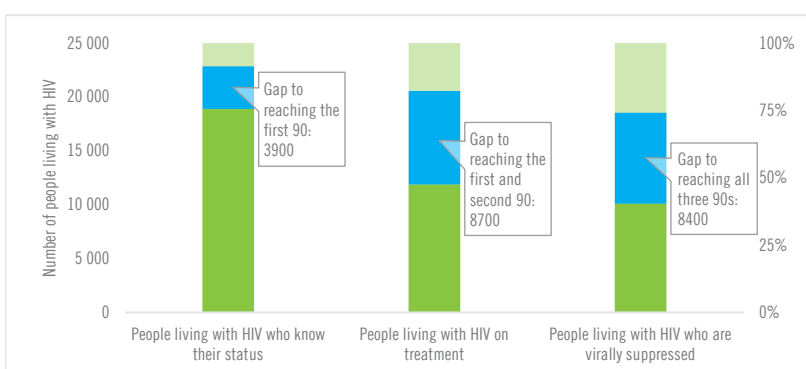
EPIDEMIC TRANSITION METRICS



KEY POPULATIONS

	Sex workers	Gay men and other men who have sex with men	People who inject drugs	Transgender people	Prisoners
Estimated size of population
HIV prevalence	2.2%	12.0%	...	15.3%	0.1%
Know their HIV status	89.5%	77.3%	...	74.4%	...
Antiretroviral therapy coverage
Condom use	91.4%	52.6%	...	75.7%	...
Coverage of HIV prevention programmes
Avoidance of health care because of stigma and discrimination
Expenditures (2017)	\$877 771	\$1 390 322	\$0

HIV TESTING AND TREATMENT CASCADE



	74% [61–87%]	47% [39–55%] 11 900	40% [33–46%]
All ages			
Children (0–14)	36% [28–44%]	24% [19–30%] 150	21% [17–26%]
Women (15+)	78% [64–92%]	52% [43–62%] 4800	45% [37–53%]
Men (15+)	74% [60–86%]	44% [36–52%] 6900	37% [31–43%]

ELIMINATION OF MOTHER-TO-CHILD TRANSMISSION

	2010	2018
Percentage of pregnant women living with HIV accessing antiretroviral medicines	24% [19–29%]	40% [33–46%]
Early infant diagnosis	26.7% [22.1–33.5%]	37.1% [32.3–44.3%]

HIV COMORBIDITIES

Estimated number of incident tuberculosis cases among people living with HIV (2017)	220 [140–310]
People living with HIV who started TB preventive therapy (2017)	95.4%
Cervical cancer screening of women living with HIV	...
People coinfecting with HIV and hepatitis B virus receiving combined treatment	...
People coinfecting with HIV and hepatitis C virus starting hepatitis C treatment	...

HIV PREVENTION

Adults aged 15+ years with unsuppressed viral load	0.3%
Knowledge of HIV prevention among young people aged 15–24 years (2014)	
— Women	31.1%
— Men	33.9%
Condom use at last sex with a non-marital, non-cohabiting partner	
— Women	...
— Men	...
Women aged 15–49 years who have their demand for family planning satisfied by modern methods	...
Men aged 15–49 years who are circumcised	Not applicable
Voluntary medical male circumcisions performed according to national standards	Not applicable
People who received PrEP at least once during the reporting period	...
Harm reduction	
— Use of sterile injecting equipment at last injection	...
— Needles and syringes distributed per person who injects	...
— Coverage of opioid substitution therapy	...
— Naloxone available (2019)	No
— Safe injection rooms available (2019)	No

EPIDEMIC ESTIMATES

	2010	2015	2018
New HIV infections			
New HIV infections (all ages)	2200 [2100–2300]	2100 [2000–2200]	2300 [2200–2400]
New HIV infections (0–14)	<500 [<500– <500]	<500 [<500– <500]	<500 [<200– <500]
New HIV infections (women, 15+)	860 [830–910]	790 [760–830]	870 [830–920]
New HIV infections (men, 15+)	990 [890–1100]	1100 [960–1100]	1200 [1100–1300]
HIV incidence per 1000 population	0.15 [0.15–0.16]	0.13 [0.12–0.14]	0.14 [0.13–0.14]
AIDS-related deaths			
AIDS-related deaths (all ages)	1700 [1500–1900]	2200 [2000–2400]	2200 [2000–2400]
AIDS-related deaths (0–14)	<500 [<500– <500]	<200 [<200– <200]	<200 [<200– <200]
AIDS-related deaths (women, 15+)	680 [610–780]	740 [650–850]	940 [860–1000]
AIDS-related deaths (men, 15+)	750 [610–890]	1300 [1100–1400]	1100 [960–1200]
People living with HIV			
People living with HIV (all ages)	49 000 [44 000–53 000]	48 000 [44 000–52 000]	47 000 [43 000–51 000]
People living with HIV (0–14)	3200 [3000–3400]	2400 [2200–2600]	2000 [1800–2200]
People living with HIV (women, 15+)	19 000 [17 000–20 000]	19 000 [18 000–21 000]	19 000 [18 000–21 000]
People living with HIV (men, 15+)	27 000 [24 000–30 000]	26 000 [24 000–29 000]	26 000 [24 000–28 000]
HIV prevalence (15–49)	0.6 [0.5–0.6]	0.4 [0.4–0.5]	0.4 [0.3–0.4]

LAWS AND POLICIES

Laws criminalizing the transmission of, non-disclosure of or exposure to HIV transmission	Yes
Criminalization of sex work among consenting adults	Any criminalization or punitive regulation of sex work
Criminalization of same-sex sexual acts	Laws penalizing same-sex sexual acts have been decriminalized or never existed
Drug use or possession for personal use is an offence	Possession of drugs for personal use or drug use and/or consumption are specified as criminal offences
Criminalization of transgender people	Neither criminalized nor prosecuted
Laws or policies restricting the entry, stay and residence of people living with HIV	No
Parental consent for adolescents to access HIV testing	Yes, for adolescents younger than 18 years
Spousal consent for married women to access sexual and reproductive health services	No
Mandatory HIV testing for marriage, work or residence permits or for certain groups	Yes

STIGMA AND DISCRIMINATION

Percentage of women and men aged 15–49 years who report discriminatory attitudes towards people living with HIV	2015 57.3
Percentage of people living with HIV denied health services because of their HIV status in the last 12 months	
Percentage of people living with HIV who reported a health-care professional told others about their HIV status without their consent	

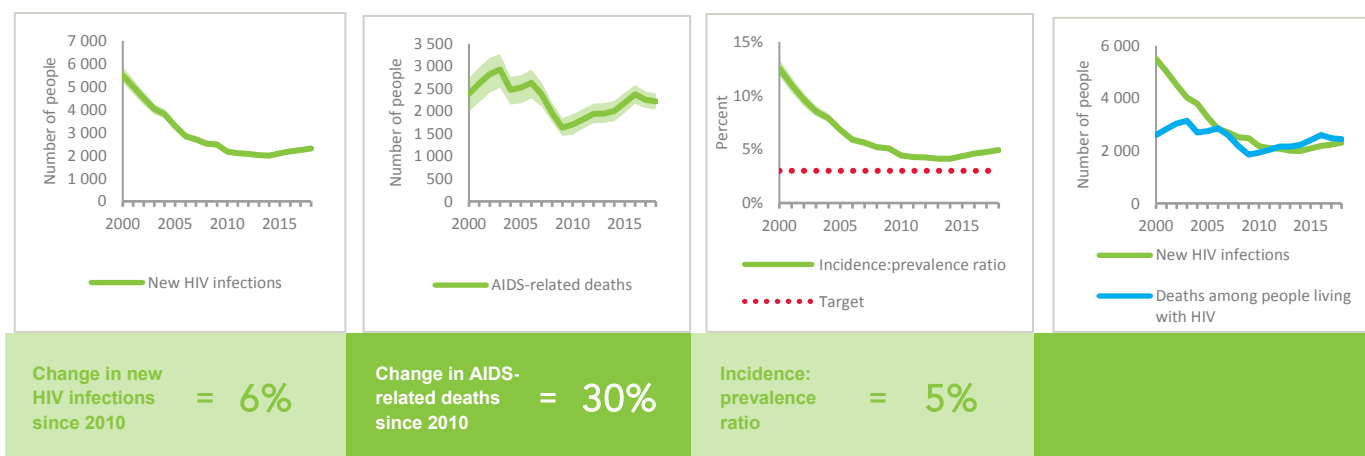
VIOLENCE

Proportion of ever-married or partnered women aged 15–49 years who experienced physical or sexual violence from a male intimate partner in the past 12 months	2015 8.5
---	--------------------

EXPENDITURES

	Financing sources					Total
	Domestic private	Domestic public	International: PEPFAR	International: Global Fund	International: all others	
Last available report: 2018	\$9413	\$18 101 609	\$3 727 389	\$1 960 361	\$637 253	\$24 436 024

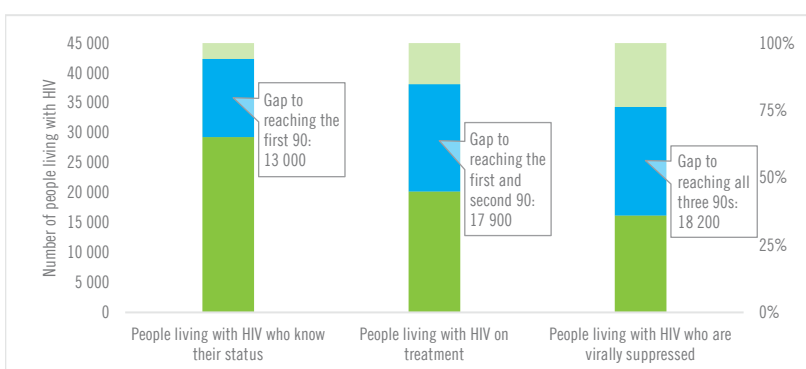
EPIDEMIC TRANSITION METRICS



KEY POPULATIONS

	Sex workers	Gay men and other men who have sex with men	People who inject drugs	Transgender people	Prisoners
Estimated size of population
HIV prevalence	1.0%	9.0%	...	22.2%	0.7%
Know their HIV status	85.9%	77.9%	...	92.2%	...
Antiretroviral therapy coverage	3.9%	28.6%	...	9.2%	30.6%
Condom use	97.4%	69.3%	...	66.2%	...
Coverage of HIV prevention programmes	29.0%	26.0%	...	16.0%	...
Avoidance of health care because of stigma and discrimination
Expenditures (2016)	\$401 175	\$2 697 379	\$0

HIV TESTING AND TREATMENT CASCADE



	62% [57–68%]	43% [40–47%] 20 200	34% [32–37%]
All ages			
Children (0–14)	88% [80–95%]	36% [33–39%] 730	25% [23–27%]
Women (15+)	56% [52–61%]	38% [35–42%] 7300	30% [28–33%]
Men (15+)	65% [59–71%]	47% [43–52%] 12 200	38% [35–42%]

ELIMINATION OF MOTHER-TO-CHILD TRANSMISSION

	2010	2018
Percentage of pregnant women living with HIV accessing antiretroviral medicines	26% [23–29%]	34% [31–38%]
Early infant diagnosis	...% [...–...%]	23.5% [21.5–25.9%]

HIV COMORBIDITIES

Estimated number of incident tuberculosis cases among people living with HIV (2017)	330 [250–410]
People living with HIV who started TB preventive therapy (2017)	27.8%
Women who tested positive for HIV among those screened for cervical cancer (programme data) (2018)	11.1%
People coinfecting with HIV and hepatitis B virus receiving combined treatment (2018)	48.2%
People coinfecting with HIV and hepatitis C virus starting hepatitis C treatment (2018)	28.6%

HIV PREVENTION

Adults aged 15+ years with unsuppressed viral load	0.3%
Knowledge of HIV prevention among young people aged 15–24 years (2015)	
— Women	22.2%
— Men	21.9%
Condom use at last sex with a non-marital, non-cohabiting partner (2015)	
— Women	19.9%
— Men	45.3%
Women aged 15–49 years who have their demand for family planning satisfied by modern methods (2015)	66.2%
Men aged 15–49 years who are circumcised (2015)	Not applicable
Voluntary medical male circumcisions performed according to national standards	Not applicable
People who received PrEP at least once during the reporting period (2018)	45
Harm reduction	
— Use of sterile injecting equipment at last injection	...
— Needles and syringes distributed per person who injects	...
— Coverage of opioid substitution therapy	...
— Naloxone available (2019)	No
— Safe injection rooms available (2019)	No

EPIDEMIC ESTIMATES

	2010	2015	2018
New HIV infections			
New HIV infections (all ages)	740 [500–1000]	770 [<500–1100]	800 [<500–1100]
New HIV infections (0–14)	<200 [<100– <200]	<100 [<100– <200]	<100 [<100– <100]
New HIV infections (women, 15+)	<200 [<200– <500]	<500 [<200– <500]	<500 [<200– <500]
New HIV infections (men, 15+)	<500 [<500–620]	<500 [<500–690]	510 [<500–740]
HIV incidence per 1000 population	0.09 [0.06–0.13]	0.09 [0.05–0.13]	0.09 [0.05–0.12]
AIDS-related deaths			
AIDS-related deaths (all ages)	1400 [990–1800]	1000 [730–1400]	780 [540–1100]
AIDS-related deaths (0–14)	<100 [<100– <200]	<100 [<100– <100]	<100 [<100– <100]
AIDS-related deaths (women, 15+)	<500 [<200– <500]	<500 [<200– <500]	<500 [<200– <500]
AIDS-related deaths (men, 15+)	1000 [740–1300]	720 [510–970]	510 [<500–720]
People living with HIV			
People living with HIV (all ages)	26 000 [21 000–32 000]	24 000 [19 000–29 000]	23 000 [18 000–28 000]
People living with HIV (0–14)	1600 [1300–1900]	1100 [930–1300]	890 [710–1100]
People living with HIV (women, 15+)	8900 [7300–11 000]	8800 [7300–11 000]	8900 [7200–11 000]
People living with HIV (men, 15+)	16 000 [12 000–19 000]	14 000 [11 000–17 000]	13 000 [10 000–17 000]
HIV prevalence (15–49)	0.5 [0.4–0.6]	0.4 [0.3–0.5]	0.3 [0.3–0.4]

LAWS AND POLICIES

Laws criminalizing the transmission of, non-disclosure of or exposure to HIV transmission	Yes
Criminalization of sex work among consenting adults	Sex work is not subject to punitive regulations or is not criminalized
Criminalization of same-sex sexual acts	Laws penalizing same-sex sexual acts have been decriminalized or never existed
Drug use or possession for personal use is an offence	Possession of drugs for personal use or drug use and/or consumption are specified as criminal offences
Criminalization of transgender people	Neither criminalized nor prosecuted
Laws or policies restricting the entry, stay and residence of people living with HIV	No
Parental consent for adolescents to access HIV testing	Yes, for adolescents younger than 18 years
Spousal consent for married women to access sexual and reproductive health services	No
Mandatory HIV testing for marriage, work or residence permits or for certain groups	Yes

STIGMA AND DISCRIMINATION

Percentage of women and men aged 15–49 years who report discriminatory attitudes towards people living with HIV

Percentage of people living with HIV denied health services because of their HIV status in the last 12 months **2013**
4.1

Percentage of people living with HIV who reported a health-care professional told others about their HIV status without their consent **2013**
9.9

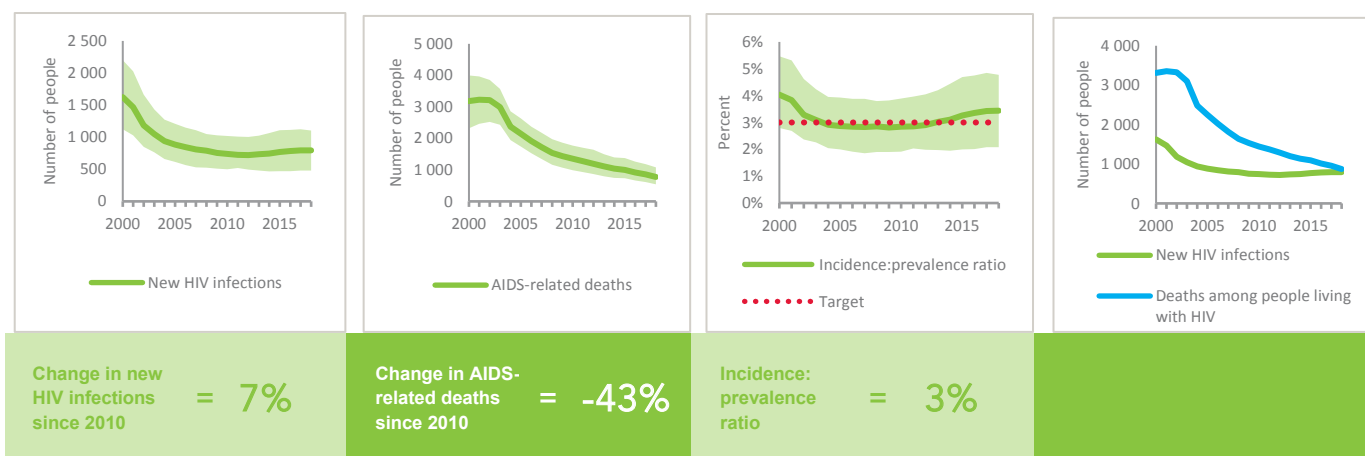
VIOLENCE

Proportion of ever-married or partnered women aged 15–49 years who experienced physical or sexual violence from a male intimate partner in the past 12 months

EXPENDITURES

	Financing sources					Total
	Domestic private	Domestic public	International: PEPFAR	International: Global Fund	International: all others	
Last available report: 2013	\$3 692 374	\$15 784 431	\$4 855 998	\$8 468 368	\$3 177 785	\$36 713 777

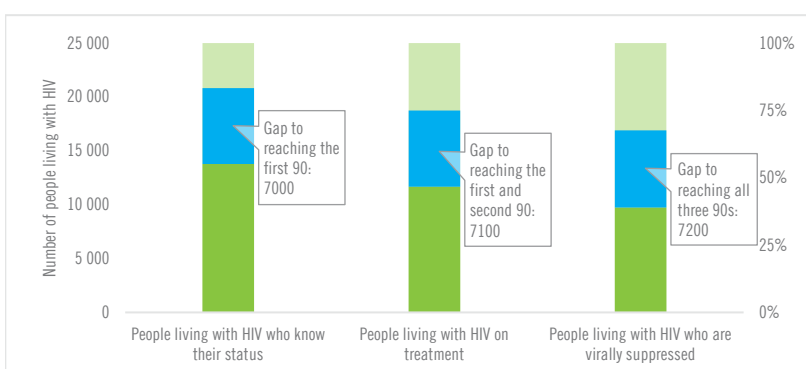
EPIDEMIC TRANSITION METRICS



KEY POPULATIONS

	Sex workers	Gay men and other men who have sex with men	People who inject drugs	Transgender people	Prisoners
Estimated size of population
HIV prevalence	2.0%	8.4%	...	8.2%	1.7%
Know their HIV status
Antiretroviral therapy coverage
Condom use	72.9%	24.7%	...	41.2%	...
Coverage of HIV prevention programmes	...	70.6%	...	83.0%	...
Avoidance of health care because of stigma and discrimination
Expenditures (0)

HIV TESTING AND TREATMENT CASCADE



	60% [47–72%]	50% [40–61%] 11 700	42% [33–51%]
All ages			
Children (0–14)	52% [42–63%]	41% [33–49%] 360	37% [30–44%]
Women (15+)	71% [57–84%]	61% [49–72%] 5400	49% [40–58%]
Men (15+)	53% [40–65%]	44% [34–55%] 5900	38% [29–47%]

ELIMINATION OF MOTHER-TO-CHILD TRANSMISSION

	2010	2018
Percentage of pregnant women living with HIV accessing antiretroviral medicines	49% [40–59%]	59% [48–72%]
Early infant diagnosis	65.1% [54.6–79.4%]	44.5% [36.4–53.9%]

HIV COMORBIDITIES

Estimated number of incident tuberculosis cases among people living with HIV (2017)	240 [160–350]
People living with HIV who started TB preventive therapy (2017)	45.3%
Women who tested positive for HIV among those screened for cervical cancer (programme data) (2018)	13.5%
People coinfecting with HIV and hepatitis B virus receiving combined treatment (2018)	100%
People coinfecting with HIV and hepatitis C virus starting hepatitis C treatment (2018)	33.3%

HIV PREVENTION

Adults aged 15+ years with unsuppressed viral load	0.2%
Knowledge of HIV prevention among young people aged 15–24 years	...
— Women	...
— Men	...
Condom use at last sex with a non-marital, non-cohabiting partner	...
— Women	...
— Men	...
Women aged 15–49 years who have their demand for family planning satisfied by modern methods	...
Men aged 15–49 years who are circumcised	Not applicable
Voluntary medical male circumcisions performed according to national standards	Not applicable
People who received PrEP at least once during the reporting period	...
Harm reduction	...
— Use of sterile injecting equipment at last injection	...
— Needles and syringes distributed per person who injects	...
— Coverage of opioid substitution therapy	...
— Naloxone available (2019)	No
— Safe injection rooms available (2019)	No

EPIDEMIC ESTIMATES

	2010	2015	2018
New HIV infections			
New HIV infections (all ages)	11 000 [8800–13 000]	11 000 [8400–14 000]	11 000 [7600–14 000]
New HIV infections (0–14)	<500 [<500– <500]	<200 [<200– <500]	<200 [<200– <500]
New HIV infections (women, 15+)	1500 [1100–1800]	1400 [1100–1800]	1400 [970–1900]
New HIV infections (men, 15+)	9200 [7300–11 000]	9600 [7200–12 000]	9300 [6500–12 000]
HIV incidence per 1000 population	0.09 [0.08–0.11]	0.09 [0.07–0.11]	0.08 [0.06–0.11]
AIDS-related deaths			
AIDS-related deaths (all ages)	... [...-...]	... [...-...]	... [...-...]
AIDS-related deaths (0–14)	... [...-...]	... [...-...]	... [...-...]
AIDS-related deaths (women, 15+)	... [...-...]	... [...-...]	... [...-...]
AIDS-related deaths (men, 15+)	... [...-...]	... [...-...]	... [...-...]
People living with HIV			
People living with HIV (all ages)	180 000 [150 000–210 000]	210 000 [180 000–240 000]	230 000 [200 000–270 000]
People living with HIV (0–14)	2600 [2200–3100]	2500 [2100–3000]	2300 [1900–2600]
People living with HIV (women, 15+)	28 000 [24 000–33 000]	33 000 [29 000–38 000]	37 000 [32 000–42 000]
People living with HIV (men, 15+)	150 000 [130 000–170 000]	180 000 [150 000–200 000]	190 000 [170 000–220 000]
HIV prevalence (15–49)	0.2 [0.2–0.3]	0.2 [0.2–0.3]	0.2 [0.2–0.3]

LAWS AND POLICIES

Laws criminalizing the transmission of, non-disclosure of or exposure to HIV transmission	No, but prosecutions exist based on general criminal laws
Criminalization of sex work among consenting adults	Issue is determined/differs at subnational level
Criminalization of same-sex sexual acts	No specific legislation
Drug use or possession for personal use is an offence	The law allows possession of a certain amount of drugs
Criminalization of transgender people	Neither criminalized nor prosecuted
Laws or policies restricting the entry, stay and residence of people living with HIV	No
Parental consent for adolescents to access HIV testing	Yes, for adolescents younger than 18 years
Spousal consent for married women to access sexual and reproductive health services	No
Mandatory HIV testing for marriage, work or residence permits or for certain groups	No

STIGMA AND DISCRIMINATION

Percentage of women aged 15–49 years who report discriminatory attitudes towards people living with HIV **2015**

15.4

Percentage of people living with HIV denied health services because of their HIV status in the last 12 months

Percentage of people living with HIV who reported a health-care professional told others about their HIV status without their consent

VIOLENCE

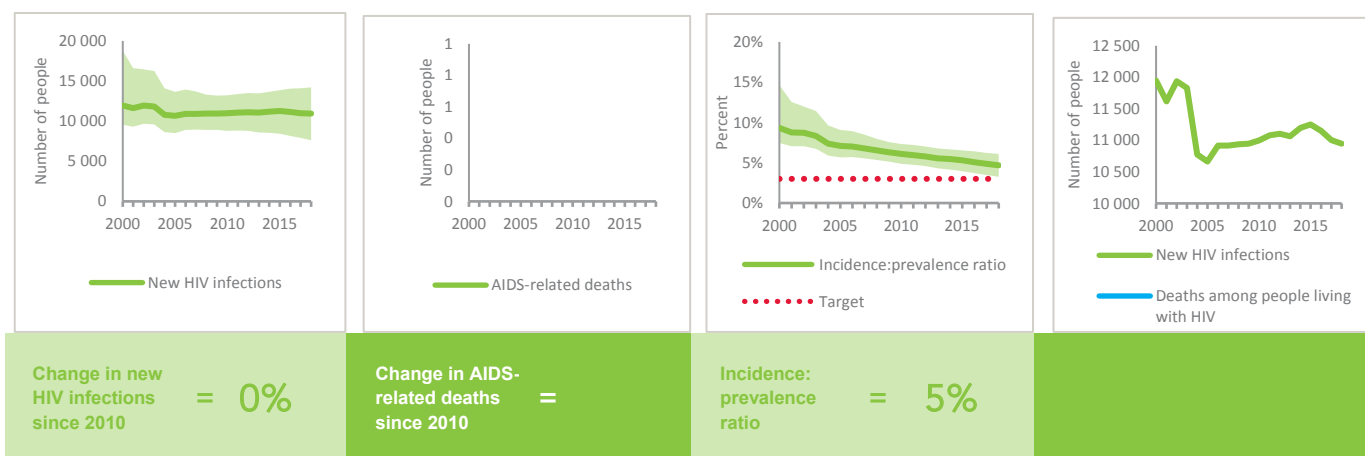
Proportion of ever-married or partnered women aged 15–49 years who experienced physical or sexual violence from a male intimate partner in the past 12 months **2011** **2016**

6.5 8.1

EXPENDITURES

	Financing sources					Total
	Domestic private	Domestic public	International: PEPFAR	International: Global Fund	International: all others	
Last available report: 2015	\$67 939 646	\$867 060 986	\$1 190 948	\$936 191 579

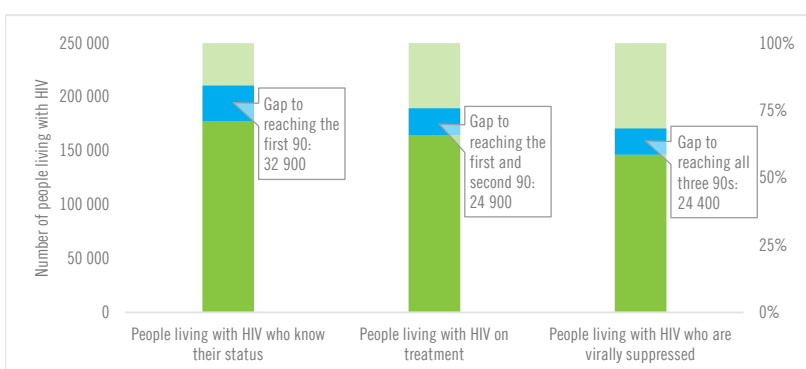
EPIDEMIC TRANSITION METRICS



KEY POPULATIONS

	Sex workers	Gay men and other men who have sex with men	People who inject drugs	Transgender people	Prisoners
Estimated size of population	240 000	1 200 000	...	120 000	200 000
HIV prevalence	1.0%	12.6%	4.3%	8.7%	0.7%
Know their HIV status	65.8%	39.8%	...	62.3%	...
Antiretroviral therapy coverage
Condom use	84.4%	65.3%	...	74.9%	...
Coverage of HIV prevention programmes
Avoidance of health care because of stigma and discrimination
Expenditures (2015)	\$2 896 831	\$12 296 685	\$1 744 656		

HIV TESTING AND TREATMENT CASCADE



	76% [65–86%]	70% [60–80%] 165 000	63% [53–71%]
All ages			
Children (0–14)	...% [...–...%]	...% [...–...%]% [...–...%]
Women (15+)	...% [...–...%]	...% [...–...%]% [...–...%]
Men (15+)	...% [...–...%]	...% [...–...%]% [...–...%]

ELIMINATION OF MOTHER-TO-CHILD TRANSMISSION

	2010	2018
Percentage of pregnant women living with HIV accessing antiretroviral medicines	...% [...–...%]	...% [...–...%]
Early infant diagnosis	...% [...–...%]	...% [...–...%]

HIV COMORBIDITIES

Estimated number of incident tuberculosis cases among people living with HIV (2017)	3500 [2700–4500]
People living with HIV who started TB preventive therapy (2017)	2.3%
Cervical cancer screening of women living with HIV	...
People coinfectd with HIV and hepatitis B virus receiving combined treatment	...
People coinfectd with HIV and hepatitis C virus starting hepatitis C treatment	...

HIV PREVENTION

Adults aged 15+ years with unsuppressed viral load	...
Knowledge of HIV prevention among young people aged 15–24 years (2015)	
— Women	31.3%
— Men	...
Condom use at last sex with a non-marital, non-cohabiting partner	
— Women	...
— Men	...
Women aged 15–49 years who have their demand for family planning satisfied by modern methods	...
Men aged 15–49 years who are circumcised	Not applicable
Voluntary medical male circumcisions performed according to national standards	Not applicable
People who received PrEP at least once during the reporting period	...
Harm reduction	
— Use of sterile injecting equipment at last injection	...
— Needles and syringes distributed per person who injects (2018)	6
— Coverage of opioid substitution therapy (2018)	9.3%
— Naloxone available (2019)	No
— Safe injection rooms available (2019)	No

EPIDEMIC ESTIMATES

	2010	2015	2018
New HIV infections			
New HIV infections (all ages)	580 [<500–800]	<500 [<500–680]	<500 [<500–620]
New HIV infections (0–14)	<100 [<100– <100]	<100 [<100– <100]	<100 [<100– <100]
New HIV infections (women, 15+)	<200 [<200– <500]	<200 [<100– <200]	<200 [<100– <200]
New HIV infections (men, 15+)	<500 [<500– <500]	<500 [<500– <500]	<500 [<200– <500]
HIV incidence per 1000 population	0.1 [0.08–0.14]	0.08 [0.05–0.11]	0.07 [0.04–0.1]
AIDS-related deaths			
AIDS-related deaths (all ages)	<500 [<200– <500]	<500 [<200– <500]	<200 [<200– <500]
AIDS-related deaths (0–14)	<100 [<100– <100]	<100 [<100– <100]	<100 [<100– <100]
AIDS-related deaths (women, 15+)	<100 [<100– <200]	<100 [<100– <100]	<100 [<100– <100]
AIDS-related deaths (men, 15+)	<200 [<100– <500]	<200 [<100– <500]	<200 [<100– <200]
People living with HIV			
People living with HIV (all ages)	7900 [6500–10 000]	8900 [7200–12 000]	9400 [7600–12 000]
People living with HIV (0–14)	<500 [<200– <500]	<500 [<200– <500]	<500 [<200– <500]
People living with HIV (women, 15+)	2500 [2000–3200]	2900 [2300–3800]	3000 [2500–3900]
People living with HIV (men, 15+)	5200 [4100–6600]	5800 [4600–7400]	6100 [5000–7900]
HIV prevalence (15–49)	0.2 [0.2–0.3]	0.2 [0.2–0.3]	0.2 [0.2–0.3]

LAWS AND POLICIES

Laws criminalizing the transmission of, non-disclosure of or exposure to HIV transmission	Yes
Criminalization of sex work among consenting adults	Sex work is not subject to punitive regulations or is not criminalized
Criminalization of same-sex sexual acts	No specific legislation
Drug use or possession for personal use is an offence	Possession of drugs for personal use or drug use and/or consumption are specified as non-criminal offences
Criminalization of transgender people	Neither criminalized nor prosecuted
Laws or policies restricting the entry, stay and residence of people living with HIV	No
Parental consent for adolescents to access HIV testing	No
Spousal consent for married women to access sexual and reproductive health services	No
Mandatory HIV testing for marriage, work or residence permits or for certain groups	No

STIGMA AND DISCRIMINATION

Percentage of women and men aged 15–49 years who report discriminatory attitudes towards people living with HIV

Percentage of people living with HIV denied health services because of their HIV status in the last 12 months

2013
4

Percentage of people living with HIV who reported a health-care professional told others about their HIV status without their consent

2013
8.1

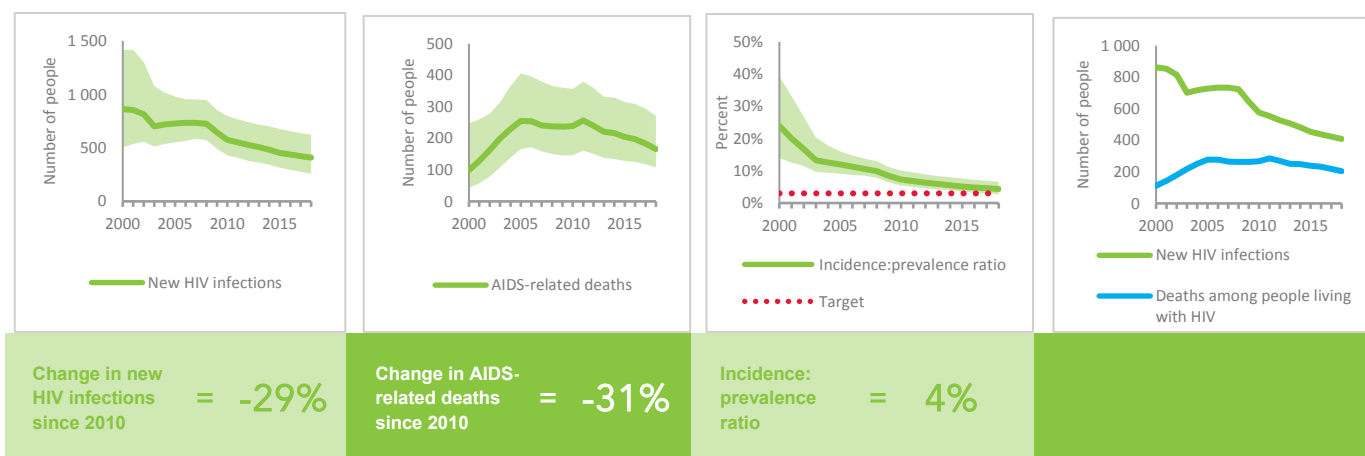
VIOLENCE

Proportion of ever-married or partnered women aged 15–49 years who experienced physical or sexual violence from a male intimate partner in the past 12 months

EXPENDITURES

	Financing sources					Total
	Domestic private	Domestic public	International: PEPFAR	International: Global Fund	International: all others	
Last available report: 2010	\$1 150 592	\$9 682 304	...	\$9 155 592	\$2 793 096	\$24 894 867

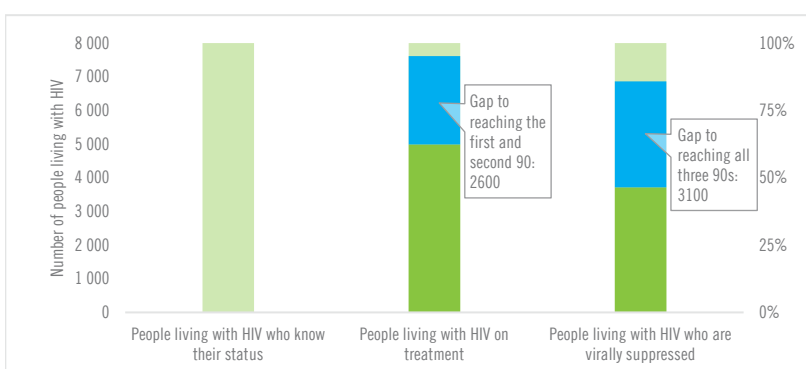
EPIDEMIC TRANSITION METRICS



KEY POPULATIONS

	Sex workers	Gay men and other men who have sex with men	People who inject drugs	Transgender people	Prisoners
Estimated size of population
HIV prevalence	2.6%	8.6%	...	8.1%	0.3%
Know their HIV status	83.0%	95.8%	...	93.5%	...
Antiretroviral therapy coverage
Condom use	92.1%	55.1%	...	60.4%	...
Coverage of HIV prevention programmes	88.4%	70.8%	...	87.4%	...
Avoidance of health care because of stigma and discrimination
Expenditures (0)

HIV TESTING AND TREATMENT CASCADE



	...	53% [43–68%] 5000	40% [32–51%]
All ages	...% [...-...%]		
Children (0–14)	...% [...-...%]	55% [41–76%] 120	31% [24–43%]
Women (15+)	...% [...-...%]	54% [44–68%] 1600	39% [32–50%]
Men (15+)	...% [...-...%]	53% [43–68%] 3200	40% [32–51%]

ELIMINATION OF MOTHER-TO-CHILD TRANSMISSION

	2010	2018
Percentage of pregnant women living with HIV accessing antiretroviral medicines	60% [48–80%]	90% [73– >95%]
Early infant diagnosis	38.7% [29.1–48.7%]	77.2% [60.3– >95%]

HIV COMORBIDITIES

Estimated number of incident tuberculosis cases among people living with HIV (2017)	140 [88–200]
People living with HIV who started TB preventive therapy (2017)	21.3%
Cervical cancer screening of women living with HIV	...
People coinfecting with HIV and hepatitis B virus receiving combined treatment (2018)	100%
People coinfecting with HIV and hepatitis C virus starting hepatitis C treatment (2018)	100%

HIV PREVENTION

Adults aged 15+ years with unsuppressed viral load	0.1%
Knowledge of HIV prevention among young people aged 15–24 years	...
— Women	...
— Men	...
Condom use at last sex with a non-marital, non-cohabiting partner	...
— Women	...
— Men	...
Women aged 15–49 years who have their demand for family planning satisfied by modern methods	...
Men aged 15–49 years who are circumcised	Not applicable
Voluntary medical male circumcisions performed according to national standards	Not applicable
People who received PrEP at least once during the reporting period	...
Harm reduction	...
— Use of sterile injecting equipment at last injection	...
— Needles and syringes distributed per person who injects	...
— Coverage of opioid substitution therapy	...
— Naloxone available (2019)	No
— Safe injection rooms available (2019)	No

EPIDEMIC ESTIMATES

	2010	2015	2018
New HIV infections			
New HIV infections (all ages)	1400 [1300–1500]	1400 [1300–1600]	1300 [1100–1400]
New HIV infections (0–14)	<100 [<100– <100]	<100 [<100– <100]	<100 [<100– <100]
New HIV infections (women, 15+)	<500 [<500– <500]	<500 [<500– <500]	<500 [<500– <500]
New HIV infections (men, 15+)	980 [840–1100]	980 [830–1100]	900 [750–1000]
HIV incidence per 1000 population	0.4 [0.36–0.44]	0.37 [0.32–0.4]	0.32 [0.28–0.36]
AIDS-related deaths			
AIDS-related deaths (all ages)	<500 [<500–570]	550 [<500–650]	<500 [<500–530]
AIDS-related deaths (0–14)	<100 [<100– <100]	<100 [<100– <100]	<100 [<100– <100]
AIDS-related deaths (women, 15+)	<200 [<200– <200]	<200 [<200– <500]	<200 [<200– <200]
AIDS-related deaths (men, 15+)	<500 [<500– <500]	<500 [<500– <500]	<500 [<500– <500]
People living with HIV			
People living with HIV (all ages)	20 000 [18 000–22 000]	24 000 [22 000–26 000]	26 000 [24 000–29 000]
People living with HIV (0–14)	<500 [<500– <500]	<500 [<500– <500]	<500 [<500– <500]
People living with HIV (women, 15+)	5900 [5300–6400]	7200 [6500–7900]	8000 [7200–8700]
People living with HIV (men, 15+)	14 000 [12 000–15 000]	17 000 [15 000–19 000]	18 000 [16 000–20 000]
HIV prevalence (15–49)	0.8 [0.8–0.9]	0.9 [0.8–1]	0.9 [0.8–1]

LAWS AND POLICIES

Laws criminalizing the transmission of, non-disclosure of or exposure to HIV transmission	Yes
Criminalization of sex work among consenting adults	Sex work is not subject to punitive regulations or is not criminalized
Criminalization of same-sex sexual acts	No specific legislation
Drug use or possession for personal use is an offence	The law allows possession of a certain amount of drugs
Criminalization of transgender people	Neither criminalized nor prosecuted
Laws or policies restricting the entry, stay and residence of people living with HIV	No
Parental consent for adolescents to access HIV testing	Yes, for adolescents younger than 16 years
Spousal consent for married women to access sexual and reproductive health services	No
Mandatory HIV testing for marriage, work or residence permits or for certain groups	Yes

STIGMA AND DISCRIMINATION

Percentage of women aged 15–49 years who report discriminatory attitudes towards people living with HIV **2013**

36.5

Percentage of people living with HIV denied health services because of their HIV status in the last 12 months

Percentage of people living with HIV who reported a health-care professional told others about their HIV status without their consent

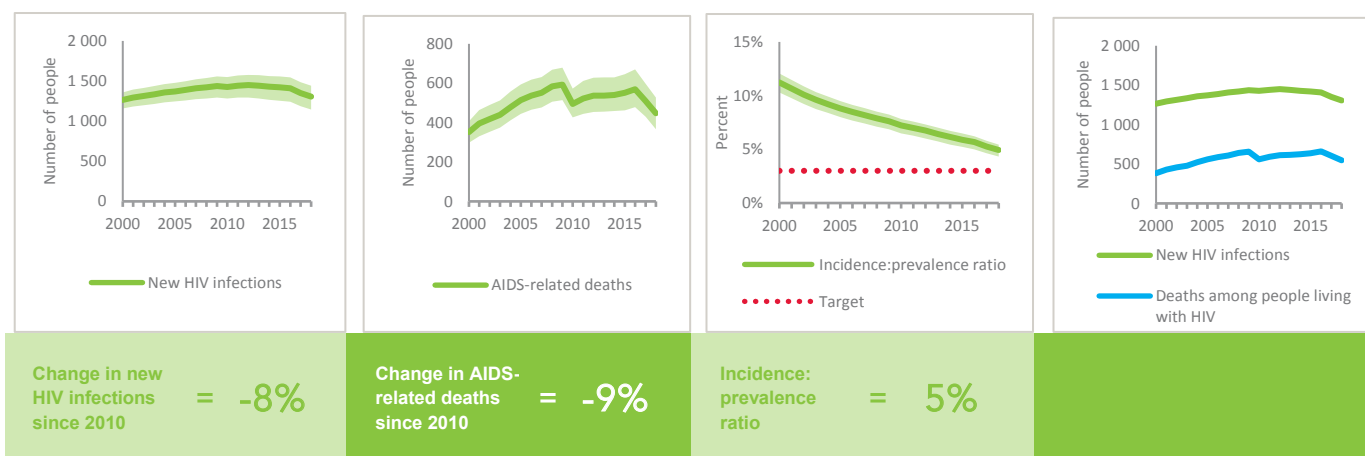
VIOLENCE

Proportion of ever-married or partnered women aged 15–49 years who experienced physical or sexual violence from a male intimate partner in the past 12 months

EXPENDITURES

	Financing sources					Total
	Domestic private	Domestic public	International: PEPFAR	International: Global Fund	International: all others	
Last available report: 2012	\$25 136 198	\$19 286 886	\$2 020 143	\$919 786	\$472 003	\$47 835 016

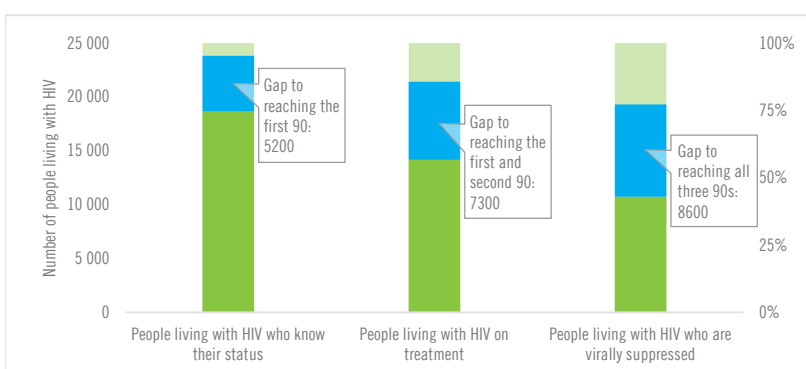
EPIDEMIC TRANSITION METRICS



KEY POPULATIONS

	Sex workers	Gay men and other men who have sex with men	People who inject drugs	Transgender people	Prisoners
Estimated size of population
HIV prevalence	0.6%	6.7%	...	29.6%	1.1%
Know their HIV status	96.9%	99.2%	...	95.9%	...
Antiretroviral therapy coverage	...	93.7%	92.4%
Condom use	97.0%	80.6%	...	80.0%	...
Coverage of HIV prevention programmes	99.0%	97.9%	...	97.0%	...
Avoidance of health care because of stigma and discrimination
Expenditures (0)

HIV TESTING AND TREATMENT CASCADE



	70% [64-77%]	54% [48-59%] 14 200	41% [37-45%] 10 400
All ages			
Children (0-14)	81% [73-90%]	76% [69-84%] 200	58% [52-64%]
Women (15+)	56% [50-61%]	45% [41-49%] 3600	37% [34-41%]
Men (15+)	77% [68-86%]	57% [50-64%] 10 400	42% [37-47%]

ELIMINATION OF MOTHER-TO-CHILD TRANSMISSION

	2010	2018
Percentage of pregnant women living with HIV accessing antiretroviral medicines	80% [71-91%]	92% [83- >95%]
Early infant diagnosis	48.4% [42.9-55.0%]	90.1% [82.4- >95%]

HIV COMORBIDITIES

Estimated number of incident tuberculosis cases among people living with HIV (2017)	400 [310-510]
People living with HIV who started TB preventive therapy (2017)	11.2%
Cervical cancer screening of women living with HIV	...
People coinfecting with HIV and hepatitis B virus receiving combined treatment	...
People coinfecting with HIV and hepatitis C virus starting hepatitis C treatment	...

HIV PREVENTION

Adults aged 15+ years with unsuppressed viral load	0.5%
Knowledge of HIV prevention among young people aged 15-24 years	...
— Women	...
— Men	...
Condom use at last sex with a non-marital, non-cohabiting partner	...
— Women	...
— Men	...
Women aged 15-49 years who have their demand for family planning satisfied by modern methods	...
Men aged 15-49 years who are circumcised	Not applicable
Voluntary medical male circumcisions performed according to national standards	Not applicable
People who received PrEP at least once during the reporting period	...
Harm reduction	...
— Use of sterile injecting equipment at last injection	...
— Needles and syringes distributed per person who injects	...
— Coverage of opioid substitution therapy	...
— Naloxone available (2019)	No
— Safe injection rooms available (2019)	No

EPIDEMIC ESTIMATES

	2010	2015	2018
New HIV infections			
New HIV infections (all ages)	1200 [850–1900]	1200 [810–1900]	1100 [690–1700]
New HIV infections (0–14)	<100 [<100– <200]	<100 [<100– <200]	<100 [<100– <100]
New HIV infections (women, 15+)	<500 [<500–530]	<500 [<500–510]	<500 [<200– <500]
New HIV infections (men, 15+)	820 [580–1400]	830 [560–1300]	750 [<500–1200]
HIV incidence per 1000 population	0.2 [0.14–0.31]	0.18 [0.12–0.29]	0.16 [0.1–0.25]
AIDS-related deaths			
AIDS-related deaths (all ages)	790 [540–1200]	810 [530–1300]	720 [<500–1200]
AIDS-related deaths (0–14)	<100 [<100– <100]	<100 [<100– <100]	<100 [<100– <100]
AIDS-related deaths (women, 15+)	<200 [<200– <500]	<200 [<200– <500]	<200 [<200– <500]
AIDS-related deaths (men, 15+)	550 [<500–810]	590 [<500–980]	<500 [<500–850]
People living with HIV			
People living with HIV (all ages)	20 000 [14 000–27 000]	21 000 [16 000–30 000]	21 000 [16 000–31 000]
People living with HIV (0–14)	<500 [<500–660]	<500 [<500–680]	<500 [<500–640]
People living with HIV (women, 15+)	5700 [4300–8000]	6200 [4700–8800]	6400 [4900–9000]
People living with HIV (men, 15+)	14 000 [10 000–19 000]	14 000 [11 000–20 000]	14 000 [11 000–21 000]
HIV prevalence (15–49)	0.5 [0.4–0.8]	0.5 [0.4–0.7]	0.5 [0.3–0.7]

LAWS AND POLICIES

Laws criminalizing the transmission of, non-disclosure of or exposure to HIV transmission	No, but prosecutions exist based on general criminal laws
Criminalization of sex work among consenting adults	Sex work is not subject to punitive regulations or is not criminalized
Criminalization of same-sex sexual acts	Laws penalizing same-sex sexual acts have been decriminalized or never existed
Drug use or possession for personal use is an offence	Possession of drugs for personal use or drug use and/or consumption are specified as criminal offences
Criminalization of transgender people	Neither criminalized nor prosecuted
Laws or policies restricting the entry, stay and residence of people living with HIV	Yes
Parental consent for adolescents to access HIV testing	No
Spousal consent for married women to access sexual and reproductive health services	No
Mandatory HIV testing for marriage, work or residence permits or for certain groups	Yes

STIGMA AND DISCRIMINATION

Percentage of women aged 15–49 years who report discriminatory attitudes towards people living with HIV	2016 35
Percentage of people living with HIV denied health services because of their HIV status in the last 12 months	2016 16.5
Percentage of people living with HIV who reported a health-care professional told others about their HIV status without their consent	2016 19.8

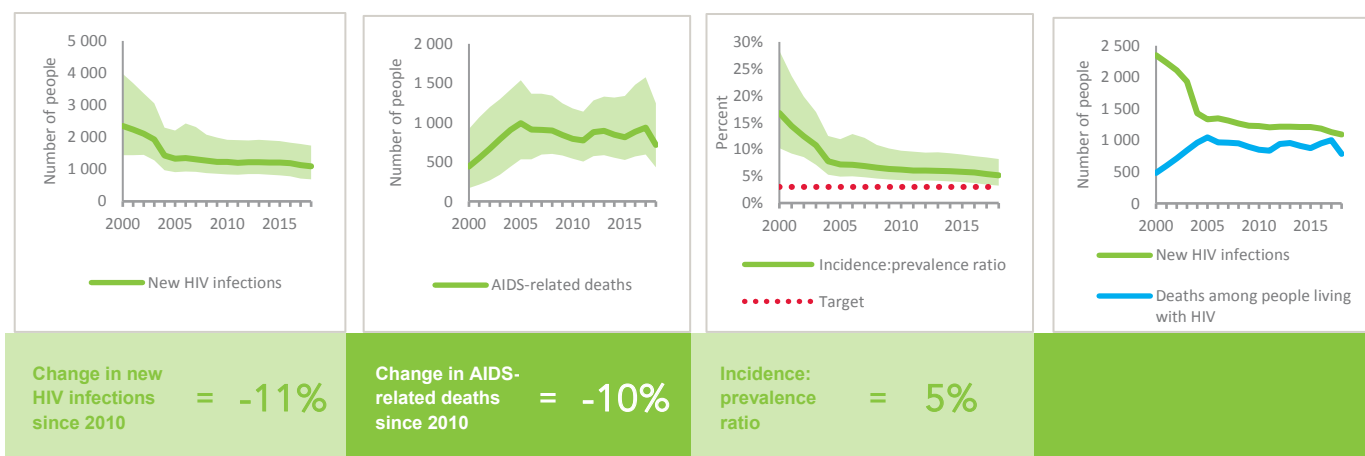
VIOLENCE

Proportion of ever-married or partnered women aged 15–49 years who experienced physical or sexual violence from a male intimate partner in the past 12 months

EXPENDITURES

	Financing sources					Total
	Domestic private	Domestic public	International: PEPFAR	International: Global Fund	International: all others	
Last available report: 2013	\$1 133 010	\$10 841 743	...	\$2 932 872	\$22 020	\$14 941 352

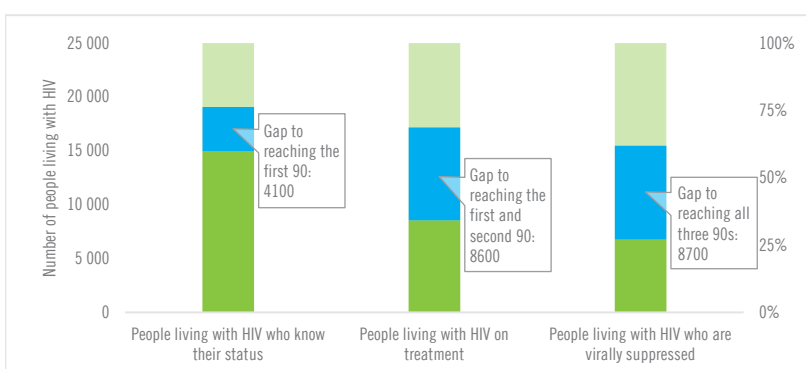
EPIDEMIC TRANSITION METRICS



KEY POPULATIONS

	Sex workers	Gay men and other men who have sex with men	People who inject drugs	Transgender people	Prisoners
Estimated size of population
HIV prevalence	1.3%	20.7%	...	23.0%	...
Know their HIV status	78.8%	80.3%	...	86.9%	...
Antiretroviral therapy coverage	...	26.1%
Condom use	96.0%	66.8%	...	54.3%	...
Coverage of HIV prevention programmes
Avoidance of health care because of stigma and discrimination	5.0%	16.6%	...	6.3%	...
Expenditures (0)

HIV TESTING AND TREATMENT CASCADE



	71% [54– >95%]	40% [31–58%] 8500	32% [25–46%]
All ages			
Children (0–14)	75% [50– >95%]	43% [28–68%] 170	26% [17–41%]
Women (15+)	84% [64– >95%]	43% [33–61%] 2800	34% [26–48%]
Men (15+)	65% [49–94%]	39% [29–57%] 5600	31% [24–45%]

ELIMINATION OF MOTHER-TO-CHILD TRANSMISSION

	2010	2018
Percentage of pregnant women living with HIV accessing antiretroviral medicines	43% [28–67%]	88% [60– >95%]
Early infant diagnosis	24.9% [15.8–38.5%]	59.8% [39.9–87.5%]

HIV COMORBIDITIES

Estimated number of incident tuberculosis cases among people living with HIV (2017)	260 [220–300]
People living with HIV who started TB preventive therapy (2017)	9.8%
Cervical cancer screening of women living with HIV	...
People coinfecting with HIV and hepatitis B virus receiving combined treatment (2017)	96.5%
People coinfecting with HIV and hepatitis C virus starting hepatitis C treatment	...

HIV PREVENTION

Adults aged 15+ years with unsuppressed viral load	0.3%
Knowledge of HIV prevention among young people aged 15–24 years (2016)	
— Women	27.5%
— Men	...
Condom use at last sex with a non-marital, non-cohabiting partner	
— Women	...
— Men	...
Women aged 15–49 years who have their demand for family planning satisfied by modern methods	...
Men aged 15–49 years who are circumcised	Not applicable
Voluntary medical male circumcisions performed according to national standards	Not applicable
People who received PrEP at least once during the reporting period	...
Harm reduction	
— Use of sterile injecting equipment at last injection	...
— Needles and syringes distributed per person who injects	...
— Coverage of opioid substitution therapy	...
— Naloxone available (2019)	No
— Safe injection rooms available (2019)	No

EPIDEMIC ESTIMATES

	2010	2015	2018
New HIV infections			
New HIV infections (all ages)	3500 [2200–5900]	3500 [2100–5800]	3300 [1900–5800]
New HIV infections (0–14)	<200 [<200– <500]	<200 [<100– <500]	<200 [<100– <500]
New HIV infections (women, 15+)	690 [<500–1100]	710 [<500–1200]	700 [<500–1200]
New HIV infections (men, 15+)	2600 [1600–4400]	2600 [1600–4400]	2500 [1500–4400]
HIV incidence per 1000 population	0.12 [0.08–0.2]	0.11 [0.07–0.19]	0.1 [0.06–0.18]
AIDS-related deaths			
AIDS-related deaths (all ages)	2100 [1400–3300]	1300 [790–2400]	1000 [650–1900]
AIDS-related deaths (0–14)	<200 [<100– <500]	<100 [<100– <200]	<100 [<100– <200]
AIDS-related deaths (women, 15+)	<500 [<200– <500]	<200 [<100– <500]	<200 [<200– <500]
AIDS-related deaths (men, 15+)	1700 [1100–2600]	1100 [630–2100]	790 [<500–1500]
People living with HIV			
People living with HIV (all ages)	65 000 [49 000–91 000]	74 000 [56 000–100 000]	79 000 [58 000–110 000]
People living with HIV (0–14)	1900 [1500–2600]	1600 [1200–2300]	1600 [1100–2300]
People living with HIV (women, 15+)	14 000 [11 000–19 000]	17 000 [13 000–23 000]	18 000 [13 000–25 000]
People living with HIV (men, 15+)	49 000 [37 000–69 000]	56 000 [42 000–78 000]	59 000 [43 000–84 000]
HIV prevalence (15–49)	0.3 [0.3–0.5]	0.3 [0.2–0.4]	0.3 [0.2–0.4]

LAWS AND POLICIES

Laws criminalizing the transmission of, non-disclosure of or exposure to HIV transmission	No, but prosecutions exist based on general criminal laws
Criminalization of sex work among consenting adults	...
Criminalization of same-sex sexual acts	Laws penalizing same-sex sexual acts have been decriminalized or never existed
Drug use or possession for personal use is an offence	...
Criminalization of transgender people	...
Laws or policies restricting the entry, stay and residence of people living with HIV	No
Parental consent for adolescents to access HIV testing	Yes, for adolescents younger than 18 years
Spousal consent for married women to access sexual and reproductive health services	No
Mandatory HIV testing for marriage, work or residence permits or for certain groups	Yes

STIGMA AND DISCRIMINATION

Percentage of women and men aged 15–49 years who report discriminatory attitudes towards people living with HIV

Percentage of people living with HIV denied health services because of their HIV status in the last 12 months

Percentage of people living with HIV who reported a health-care professional told others about their HIV status without their consent

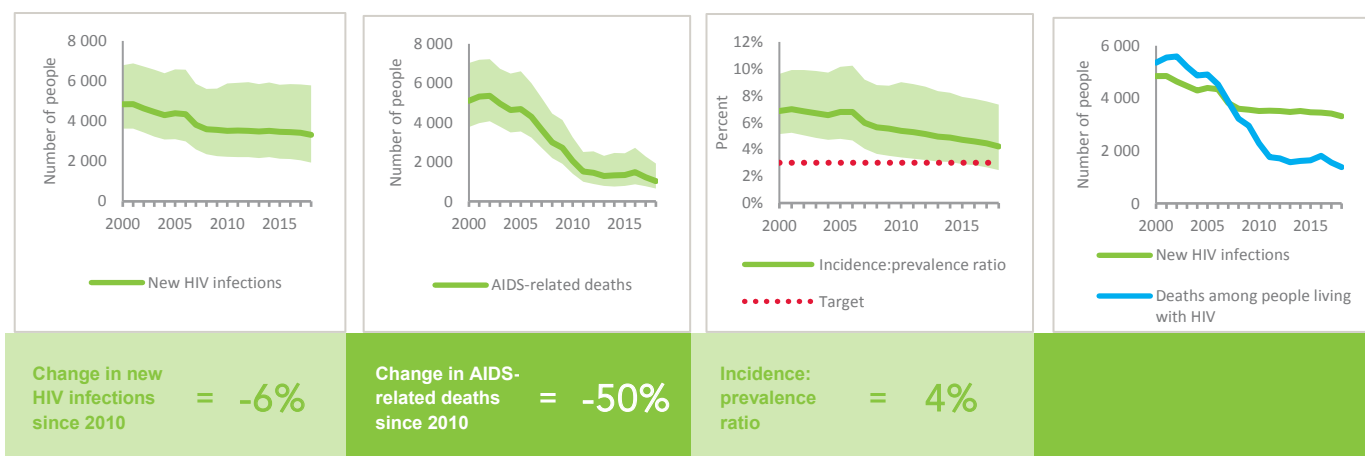
VIOLENCE

	2010	2016
Proportion of ever-married or partnered women aged 15–49 years who experienced physical or sexual violence from a male intimate partner in the past 12 months	13.9	10.8

EXPENDITURES

	Financing sources					Total
	Domestic private	Domestic public	International: PEPFAR	International: Global Fund	International: all others	
Last available report: 2014	...	\$78 148 248	\$78 148 248

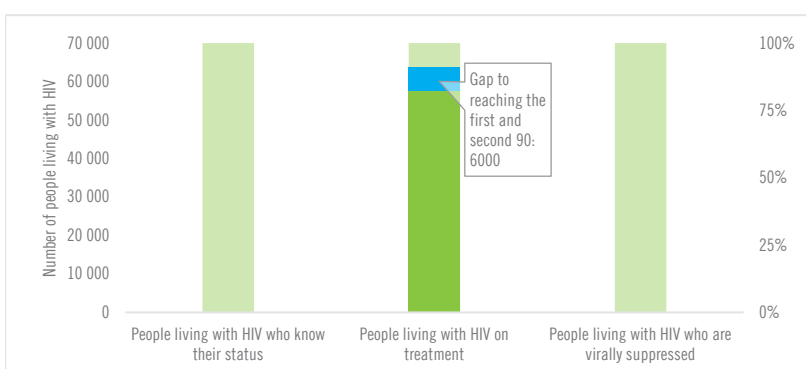
EPIDEMIC TRANSITION METRICS



KEY POPULATIONS

	Sex workers	Gay men and other men who have sex with men	People who inject drugs	Transgender people	Prisoners
Estimated size of population
HIV prevalence	0.7%	3.0%	...	2.3%	0.5%
Know their HIV status	29.4%
Antiretroviral therapy coverage	81.1%
Condom use	90.5%
Coverage of HIV prevention programmes
Avoidance of health care because of stigma and discrimination
Expenditures (0)

HIV TESTING AND TREATMENT CASCADE



	...	73% [54– >95%] 57 800	...
All ages	...% [...–...%]		...% [...–...%]
Children (0–14)	...% [...–...%]	48% [34–70%] 740	...% [...–...%]
Women (15+)	...% [...–...%]	78% [58– >95%] 14 100	...% [...–...%]
Men (15+)	...% [...–...%]	73% [53– >95%] 43 000	...% [...–...%]

ELIMINATION OF MOTHER-TO-CHILD TRANSMISSION

	2010	2018
Percentage of pregnant women living with HIV accessing antiretroviral medicines	41% [33–56%]	85% [67– >95%]
Early infant diagnosis	...% [...–...%]	82.2% [62.1– >95%]

HIV COMORBIDITIES

Estimated number of incident tuberculosis cases among people living with HIV (2017)	1800 [1400–2300]
People living with HIV who started TB preventive therapy (2017)	16.1%
Cervical cancer screening of women living with HIV	...
People coinfecting with HIV and hepatitis B virus receiving combined treatment (2018)	100%
People coinfecting with HIV and hepatitis C virus starting hepatitis C treatment	...

HIV PREVENTION

Adults aged 15+ years with unsuppressed viral load	...
Knowledge of HIV prevention among young people aged 15–24 years (2016)	
— Women	75.3%
— Men	0%
Condom use at last sex with a non-marital, non-cohabiting partner	
— Women	...
— Men	...
Women aged 15–49 years who have their demand for family planning satisfied by modern methods (2017)	39%
Men aged 15–49 years who are circumcised	Not applicable
Voluntary medical male circumcisions performed according to national standards	Not applicable
People who received PrEP at least once during the reporting period (2018)	544
Harm reduction	
— Use of sterile injecting equipment at last injection	...
— Needles and syringes distributed per person who injects	...
— Coverage of opioid substitution therapy	...
— Naloxone available (2019)	...
— Safe injection rooms available (2019)	...

EPIDEMIC ESTIMATES

	2010	2015	2018
New HIV infections			
New HIV infections (all ages)	810 [510–1100]	810 [<500–1300]	890 [<500–1600]
New HIV infections (0–14)	<100 [<100– <100]	<100 [<100– <100]	<100 [<100– <100]
New HIV infections (women, 15+)	<500 [<200– <500]	<500 [<200– <500]	<500 [<100– <500]
New HIV infections (men, 15+)	570 [<500–810]	590 [<500–970]	670 [<500–1200]
HIV incidence per 1000 population	0.24 [0.15–0.34]	0.24 [0.12–0.39]	0.26 [0.11–0.47]
AIDS-related deaths			
AIDS-related deaths (all ages)	<500 [<200– <500]	<200 [<100– <500]	<200 [<100– <500]
AIDS-related deaths (0–14)	<100 [<100– <100]	<100 [<100– <100]	<100 [<100– <100]
AIDS-related deaths (women, 15+)	<100 [<100– <100]	<100 [<100– <100]	<100 [<100– <100]
AIDS-related deaths (men, 15+)	<500 [<200– <500]	<200 [<100– <200]	<200 [<100– <500]
People living with HIV			
People living with HIV (all ages)	9600 [8000–11 000]	12 000 [9300–15 000]	14 000 [9900–19 000]
People living with HIV (0–14)	<200 [<200– <200]	<200 [<200– <200]	<200 [<100– <200]
People living with HIV (women, 15+)	2800 [2400–3200]	3600 [2800–4500]	4000 [3000–5300]
People living with HIV (men, 15+)	6700 [5300–8000]	8600 [6300–11 000]	9900 [6700–13 000]
HIV prevalence (15–49)	0.5 [0.4–0.5]	0.5 [0.4–0.7]	0.6 [0.4–0.8]

LAWS AND POLICIES

Laws criminalizing the transmission of, non-disclosure of or exposure to HIV transmission	No
Criminalization of sex work among consenting adults	Sex work is not subject to punitive regulations or is not criminalized
Criminalization of same-sex sexual acts	Laws penalizing same-sex sexual acts have been decriminalized or never existed
Drug use or possession for personal use is an offence	No
Criminalization of transgender people	Neither criminalized nor prosecuted
Laws or policies restricting the entry, stay and residence of people living with HIV	No
Parental consent for adolescents to access HIV testing	No
Spousal consent for married women to access sexual and reproductive health services	No
Mandatory HIV testing for marriage, work or residence permits or for certain groups	Yes

STIGMA AND DISCRIMINATION

Percentage of women aged 15–49 years who report discriminatory attitudes towards people living with HIV	2013 12.7
Percentage of people living with HIV denied health services because of their HIV status in the last 12 months	
Percentage of people living with HIV who reported a health-care professional told others about their HIV status without their consent	

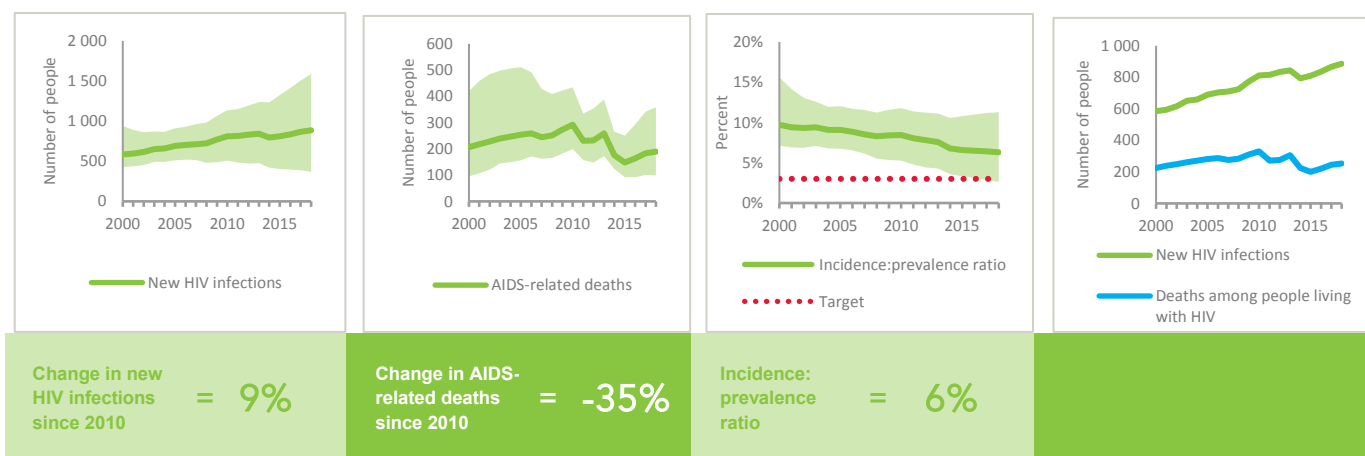
VIOLENCE

Proportion of ever-married or partnered women aged 15–49 years who experienced physical or sexual violence from a male intimate partner in the past 12 months

EXPENDITURES

	Financing sources					Total
	Domestic private	Domestic public	International: PEPFAR	International: Global Fund	International: all others	
Last available report: 2007	\$6 543 398	\$6 851 169	\$291 464	\$14 077 809

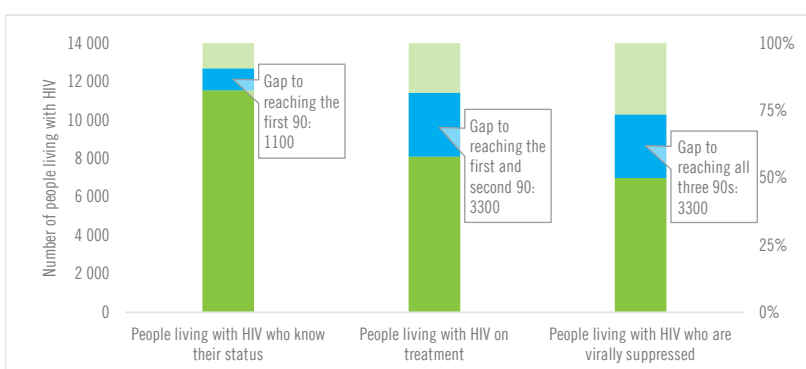
EPIDEMIC TRANSITION METRICS



KEY POPULATIONS

	Sex workers	Gay men and other men who have sex with men	People who inject drugs	Transgender people	Prisoners
Estimated size of population	6900	25 000	...	1600	...
HIV prevalence	1.0%	8.5%	1.3%
Know their HIV status
Antiretroviral therapy coverage
Condom use
Coverage of HIV prevention programmes
Avoidance of health care because of stigma and discrimination
Expenditures (0)

HIV TESTING AND TREATMENT CASCADE



	82% [58- >95%]	58% [41-76%] 8100	50% [35-65%]
All ages			
Children (0-14)	64% [47-90%]	64% [47-90%] 80	64% [47-90%]
Women (15+)	>95% [73- >95%]	73% [54- >95%] 2900	72% [53- >95%]
Men (15+)	75% [51- >95%]	51% [35-69%] 5100	40% [27-55%]

ELIMINATION OF MOTHER-TO-CHILD TRANSMISSION

	2010	2018
Percentage of pregnant women living with HIV accessing antiretroviral medicines	>95% [89- >95%]	>95% [71- >95%]
Early infant diagnosis	66.1% [55.0-80.0%]	75.0% [56.4- >95%]

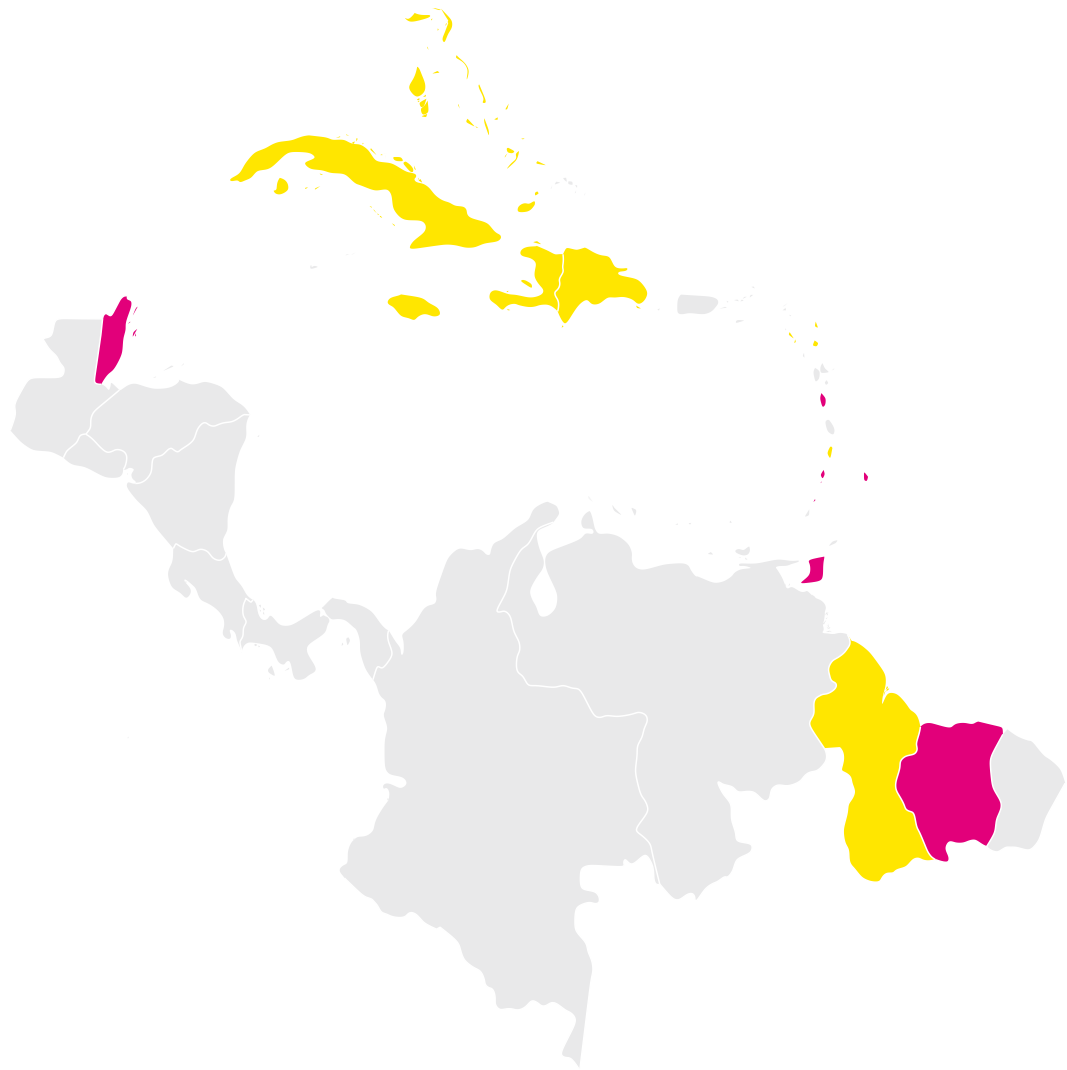
HIV COMORBIDITIES

Estimated number of incident tuberculosis cases among people living with HIV (2017)	170 [140-190]
People living with HIV who started TB preventive therapy (2017)	...
Cervical cancer screening of women living with HIV	...
People coinfectd with HIV and hepatitis B virus receiving combined treatment (2018)	100%
People coinfectd with HIV and hepatitis C virus starting hepatitis C treatment (2018)	9.6%

HIV PREVENTION

Adults aged 15+ years with unsuppressed viral load	0.3%
Knowledge of HIV prevention among young people aged 15-24 years	
— Women	...
— Men	...
Condom use at last sex with a non-marital, non-cohabiting partner	
— Women	...
— Men	...
Women aged 15-49 years who have their demand for family planning satisfied by modern methods	...
Men aged 15-49 years who are circumcised	Not applicable
Voluntary medical male circumcisions performed according to national standards	Not applicable
People who received PrEP at least once during the reporting period (2018)	54
Harm reduction	
— Use of sterile injecting equipment at last injection	...
— Needles and syringes distributed per person who injects	...
— Coverage of opioid substitution therapy	...
— Naloxone available (2019)	No
— Safe injection rooms available (2019)	No

FIGURE 14.1 Provision of assisted partner notification services, Caribbean, 2018



■ No ■ Yes

Source: 2019 Global AIDS Monitoring.

CARIBBEAN

AT A GLANCE

There have been welcome decreases in new HIV infections and AIDS-related deaths in the region. However, efforts to expand treatment coverage have stalled.

Many people living with HIV are diagnosed several years after they acquire the virus. Policies and strategies are needed to reach these people sooner.

Countries need stronger strategies to reach all pregnant women living with HIV and their children with services, including HIV and syphilis diagnosis and treatment.

Differentiated, decentralized and non-discriminatory services are required to expand combination prevention and treatment coverage, especially for young people.

As external donor support decreases, countries must continue to increase domestic investment and improve service delivery to accelerate progress toward ending AIDS.

Across the Caribbean, progress has been made in reducing new infections and AIDS-related deaths, but these gains appear tenuous. National responses are highly dependent on donor funding, especially for programmes focused on key populations. Access to evidence-informed combination prevention services varies markedly, and scale-up of these services is needed, including increased investment in community programmes, pre-exposure prophylaxis (PrEP) for individuals at high risk of HIV infection and assisted partner notification following an HIV diagnosis (Figure 14.1).

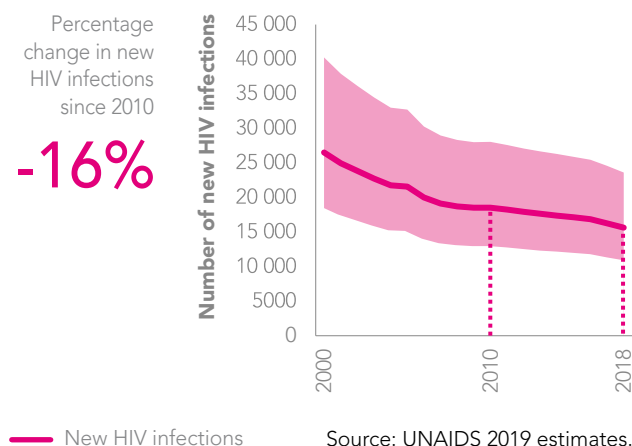
Many people living with HIV are diagnosed several years after they acquire the virus. Innovative testing strategies are required to reach those who have never been tested and to increase early diagnosis. In 2018, progress towards the second 90 (90% of people who know their HIV-positive status are accessing treatment) has stalled in the region due to slowing treatment uptake.

Discrimination against people living with HIV and key populations is a formidable barrier in the Caribbean, often fuelled by a lack of knowledge of HIV and human rights. Furthermore, there is little information on key populations; national health information systems should be strengthened to collect data to guide and monitor services for these populations. Rates of intimate partner violence experienced by women also are high in countries that report these data.

The region has made great strides towards the elimination of mother-to-child transmission, with Cuba being the first country to reach elimination in 2015; an additional six countries and territories reached that target in 2017. Cuba has since been re-certified. Treatment coverage among pregnant women living with HIV increased from 75% in 2017 to 86% in 2018, but programmes must be further scaled up to ensure elimination of mother-to-child transmission of HIV, syphilis, Chagas disease and perinatal hepatitis B (1). ■

STATE OF THE EPIDEMIC

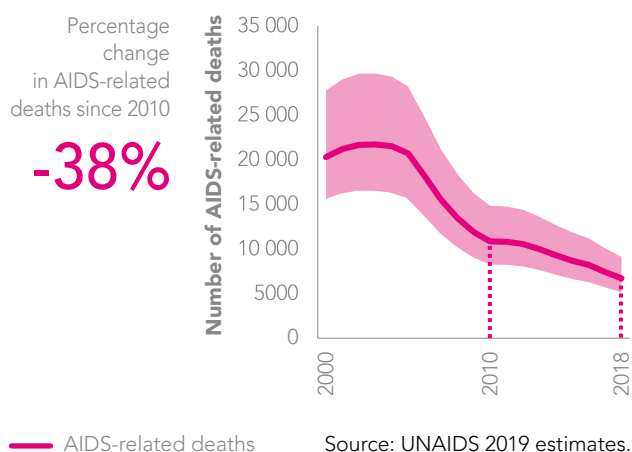
FIGURE 14.2 Number of new HIV infections, Caribbean, 2000–2018



An estimated 16 000 [11 000–24 000] people acquired HIV in the Caribbean in 2018, 16% fewer than in 2010 (Figure 14.5). HIV incidence between 2010 and 2018 increased in only one country in the region: Belize (Figure 14.4). All other countries reported declining incidence, with the decline in the Bahamas and Cuba exceeding 20%.

There has been a 38% decrease in the annual number of AIDS-related deaths since 2010, with 6700 [5100–9100] deaths in 2018 (Figure 14.3). The region’s incidence-prevalence ratio continued to decrease slowly, reaching 4.6% [3.2–7.0%] in 2018 (Figure 14.4).

FIGURE 14.3 Number of AIDS-related deaths, Caribbean, 2000–2018



Key populations and their sexual partners accounted for nearly half (47%) of new HIV infections in the region in 2018, including nearly one quarter (22%) among gay men and other men who have sex with men and 5% among transgender people (Figure 14.7). Median HIV prevalence was 18% among transgender people and 9% among gay men and other men who have sex with men (Figure 14.6).

Data were available from six countries in the region on the population size of sex workers, gay men and other men who have sex with men, transgender people or prisoners. Five of those countries had a national population size estimate for at least one key population (Table 14.1). ■

FIGURE 14.4 Incidence-prevalence ratio, Caribbean, 2000–2018

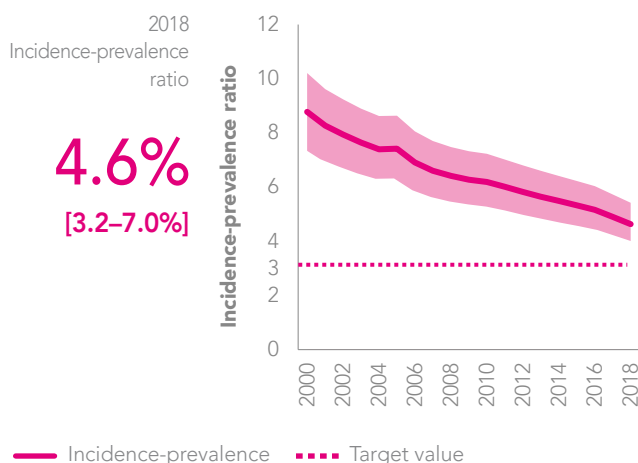
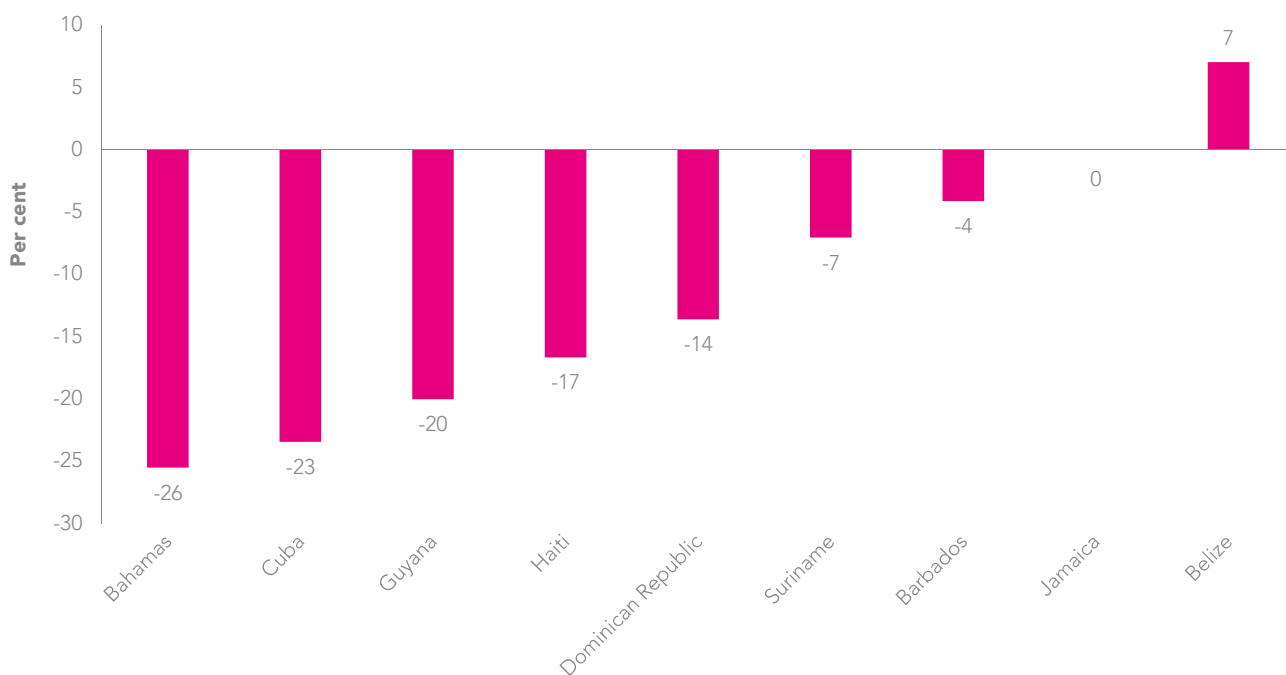


FIGURE 14.5 Percentage change in new HIV infections, by country, Caribbean, 2010–2018



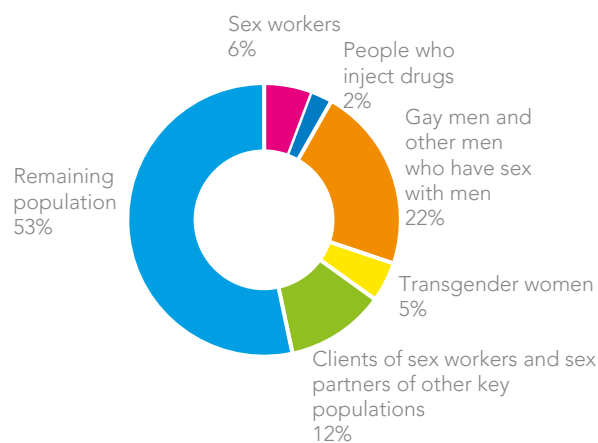
Source: UNAIDS 2019 estimates.

FIGURE 14.6 HIV prevalence among key populations, Caribbean, 2014–2018



Source: Global AIDS Monitoring, 2014–2018.

FIGURE 14.7 Distribution of new HIV infections (aged 15–49 years), by population group, Caribbean, 2018



Source: UNAIDS special analysis, 2019.

TABLE 14.1 Estimated size of key populations, Caribbean, 2018

Country	National adult population (15+)	Sex workers	Sex workers as per cent of adult population (15+)	Gay men and other men who have sex with men	Gay men and other men who have sex with men as per cent of adult population (15+)	People who inject drugs	People who inject drugs as per cent of adult population (15+)	Transgender people	Transgender people as per cent of adult population (15+)	Prisoners	Prisoners as per cent of adult population (15+)
Bahamas	319 000									2300	0.73
Dominican Republic	7 731 000			130 000	1.71			9400	0.12	20 000	0.26
Haiti	7 487 000									11 000	0.14
Jamaica	2 243 000			42 000	1.89			3800	0.17		
Saint Lucia	146 000			3000	2.05						
Saint Vincent and the Grenadines	83 000										

■ National population size estimate ■ Local population size estimate ■ Insufficient data ■ No data

Sources: Global AIDS Monitoring, 2018; United Nations, Department of Economic and Social Affairs, Population Division. World population prospects: the 2017 revision. 2018 (custom data acquired via website).

TAKING OUTREACH ONLINE IN JAMAICA

Peer outreach programmes face huge obstacles in societies where the lesbian, gay, bisexual, transgender and intersex (LGBTI) community is highly stigmatized and many gay men and other men who have sex with men are afraid to access HIV services. In Jamaica, the civil society organizations iFLEX and the TABS Project are collaborating with the National Family Planning Board to take their outreach work online with support from the LINKAGES project. In their work, the focus is on building a lifestyle-focused social media presence to connect with target audiences of transgender people and gay men and other men who have sex with men.

The project posts professionally designed ads, memes and videos on social media platforms to promote HIV testing—a method known as “passive outreach.” That component is combined with active outreach that links people to an online outreach worker who can assess their HIV risk. Online outreach workers can also arrange face-to-face meetings with a counsellor in a safe place, or they can arrange a referral to nearby HIV services. iFLEX and TABS facilitated more than 2500 online chats between clients and outreach staff from December 2017 to May 2019, and they supported almost 750 people to take an HIV test. Individuals who tested HIV-positive (3% of those who took an HIV test) were linked to treatment. Almost half (44%) of the new HIV cases that TABS assisted during 2018 were diagnosed through the new online outreach approach (2).

Valuable lessons are being learned. Provocative and relevant content attracts the most traffic—and the target audiences are best placed to advise on building that content. Novelty matters, and keeping the material fresh requires dedicated resources and effort. A specific challenge at the moment is to narrow the wide gap between the number of people who assess their risks online and those who go on to make appointments with service providers and take an HIV test (3).

THE CASCADE FROM HIV TESTING TO VIRAL SUPPRESSION

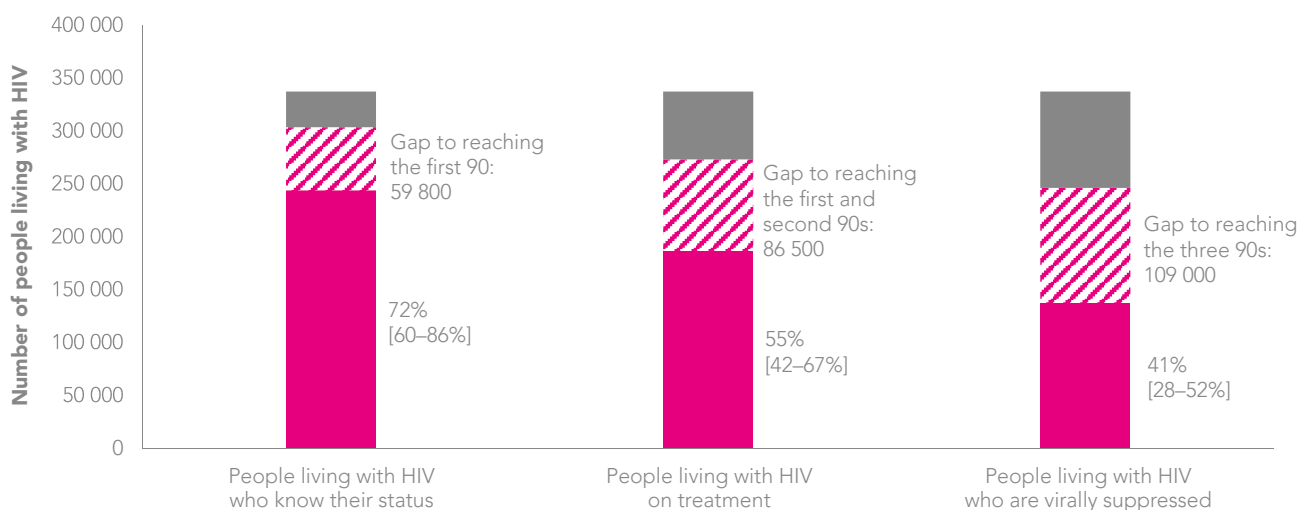
Progress along the HIV testing and treatment cascade in the region has slowed. Of the estimated 340 000 people living with HIV in 2018, 72% [60–86%] knew their status, 55% [42–67%] were on treatment and 41% [28–52%] were virally suppressed (Figure 14.8). In 2017, treatment coverage and viral suppression among people living with HIV were 54% [42–67%] and 40% [27–51%], respectively. Viral suppression among men was lower than among women in nearly all of the countries in the region with available data, highlighting an acute need to improve services for men (Figure 14.12).

The slowing progress in the region is in great part due to insufficient scale-up in treatment services among people living with HIV in Haiti, the country with the largest HIV burden in the region. However, once on treatment, 86% of diagnosed Haitians are virally suppressed (Table 14.2). Other notable successes in the region include Guyana, where 93% of people living with HIV know their status, and Barbados, which has reached 88% viral suppression among those on treatment.

One of the challenges impeding treatment initiation is late diagnosis. In 2018, five of 12 countries reporting data showed that 50% or more of newly diagnosed cases presented with CD4 counts less than 350 cells per mm³ (Figure 14.9). In 10 of 13 countries providing data, more than 20% of people living with HIV presented with advanced HIV disease (CD4 count <200 cells per mm³).

Among key populations, six countries provided data on knowledge of HIV status, which ranged from 44.3% to 97.5% among HIV-positive gay men and other men who have sex with men, and from 51% to 92.8% among sex workers living with HIV. In the Dominican Republic, 83.3% of transgender people living with HIV were aware of their status (Figure 14.10). ■

FIGURE 14.8 HIV testing and treatment cascade, Caribbean, 2018



Source: UNAIDS special analysis, 2019; see annex on methods for more details.

TABLE 14.2 90–90–90 country scorecard, Caribbean, 2018

	First 90: percentage of people living with HIV who know their HIV status			Second 90: percentage of people living with HIV who know their status and who are on treatment			Third 90: percentage of people living with HIV on treatment who have suppressed viral loads			Viral load suppression: percentage of people living with HIV who are virally suppressed		
	All ages	Women (15 years and older)	Men (15 years and older)	All ages	Women (15 years and older)	Men (15 years and older)	All ages	Women (15 years and older)	Men (15 years and older)	All ages	Women (15 years and older)	Men (15 years and older)
Caribbean	72	80	67	77	77	75	74	75	73	41	46	37
Antigua and Barbuda								47	42	19	27	15
Bahamas												
Barbados							88	88	88	44	55	39
Belize	49	51	48	58	58	56	65	65	67	18	19	18
Cuba	83	90	82	86	89	86	67	67	67	48	54	47
Dominica							55	58	53	18	27	14
Dominican Republic	82	91	75	68	67	69	67	65	70	37	40	36
Grenada							12	8	10	8	7	6
Guyana	93	95	95	73	82	64	81	81	80	55	63	49
Haiti	67	74	61	86	86	86						
Jamaica							80	81	80	25	38	18
Saint Kitts and Nevis							60	73	55	25	16	35
Saint Lucia							35	33	37	15	14	17
Saint Vincent and the Grenadines	70	93	60	47	52	42	81	84	81	27	41	21
Suriname	60	71	50	87	87	87	87	88	86	45	54	38
Trinidad and Tobago												

90–90–90: ■ 90% and above ■ 85–89% ■ 70–84% ■ 50–69% ■ Less than 50%
Viral load suppression: ■ 73% and above ■ 65–72% ■ 40–64% ■ 25–39% ■ Less than 25%

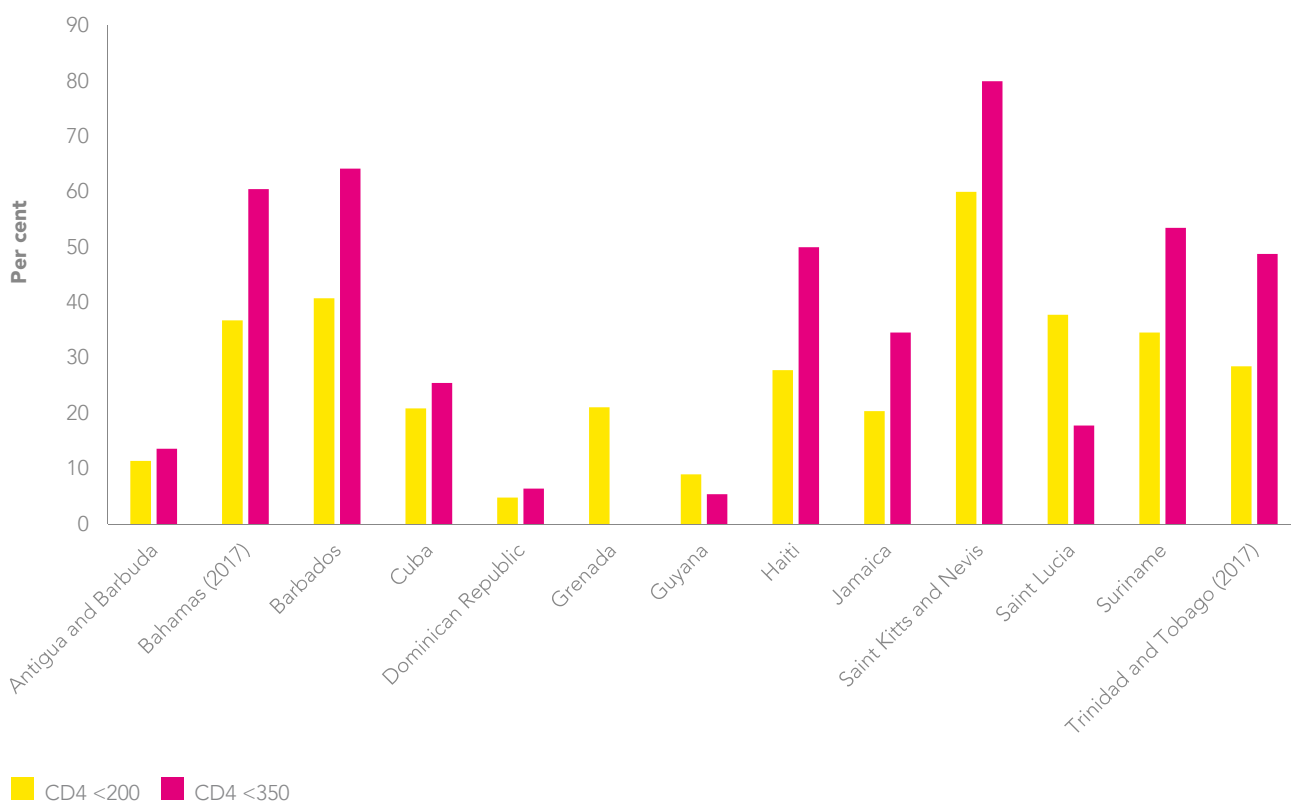
Source: UNAIDS special analysis, 2019.



“INTERACTING WITH A REAL PERSON WHILE BEING ABLE TO REMAIN ANONYMOUS ENCOURAGES PEOPLE TO ASK QUESTIONS WITHOUT FEAR OF RIDICULE OR JUDGMENT. AND PEOPLE APPRECIATE THAT WE TALK TO THEM AS IF WE’RE FRIENDS AND JUST SHARING SOME INFORMATION, INSTEAD OF [GIVING THEM] A LECTURE.”

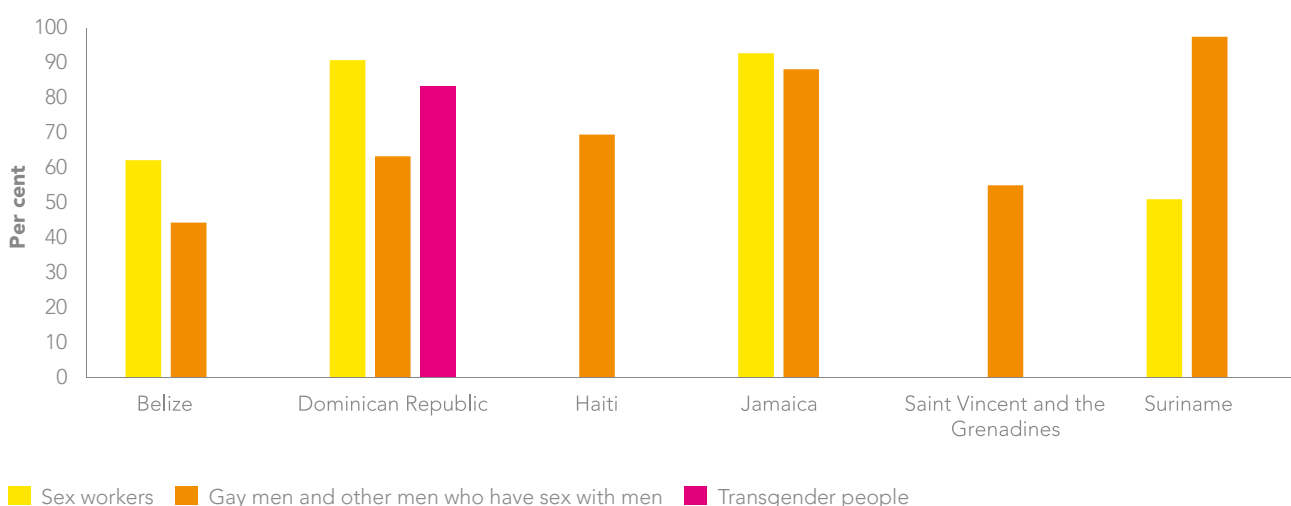
Alex Sterling of iFLEX describes his work as an online outreach worker.

FIGURE 14.9 Percentage of people living with HIV with a low CD4 count at initiation of antiretroviral therapy, Caribbean, 2018



Source: 2019 Global AIDS Monitoring.

FIGURE 14.10 Knowledge of status among key populations, Caribbean, 2016–2018



Note: Data shown come from surveys, which are typically conducted in areas with high prevalence and needs and may not be nationally representative.

Source: Global AIDS Monitoring, 2016–2018.

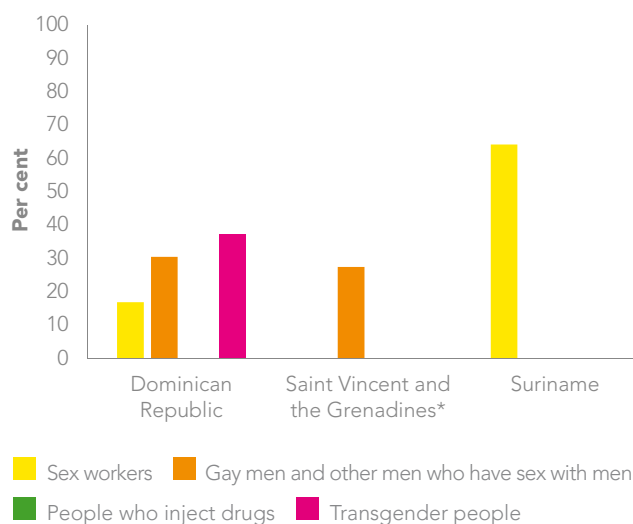
A COMBINATION APPROACH TO PREVENTION

The majority of countries in the region had public policies for the delivery of HIV prevention services that included at least five of the nine prevention services recommended by the World Health Organization (WHO) for gay men and other men who have sex with men, transgender women and female sex workers (Table 14.3). However, only one country's public policies included all nine services for female sex workers, and none had policies with all nine services for transgender people or for gay men and other men who have sex with men.

The availability of prevention data for key populations varies widely; in some instances, data are entirely lacking. Only three countries provided data on key populations accessing combination HIV preventions services. Suriname reported that 64.1% of sex workers reported receiving at least two services within the past three months, and only 16.8% did so in the Dominican Republic (Figure 14.11).

The Caribbean has a high level of intraregional movement. A large and rapid influx of Venezuelan refugees and migrants is affecting health systems and HIV prevention programmes, particularly in Guyana and Trinidad and Tobago. The HIV-related needs of mobile populations are not fully understood, and their needs are often not integrated into health-care budgets and programming. Services should be provided to these mobile populations in their native language (e.g., Haitian Creole and Spanish), including for prevention programmes among key populations. ■

FIGURE 14.11 Percentage of key populations who reported receiving at least two prevention services in the past three months, Caribbean, 2016–2018

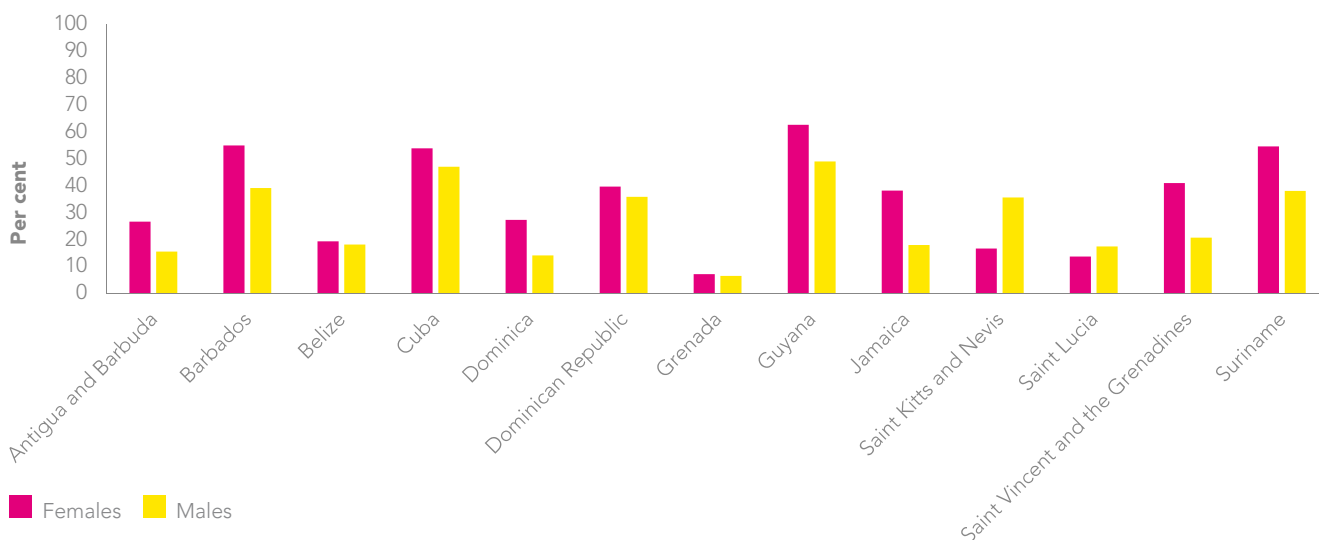


Note 1: The use of an asterisk (*) indicates that data for marked countries come from programme data (which tend to show higher values due to the use as a denominator of the number of key population members that are linked to the programme) and not from a survey.

Note 2: Possible prevention services received among sex workers, gay men and other men who have sex with men and transgender people: condoms and lubricant, counselling on condom use and safe sex, and testing of sexually transmitted infections. Possible prevention services received among people who inject drugs: condoms and lubricant, counselling on condom use and safe sex, and clean needles or syringes.

Source: Global AIDS Monitoring, 2016–2018.

FIGURE 14.12 Viral load suppression among adults (aged 15 years and older) living with HIV, by sex, Caribbean, 2018



Source: UNAIDS special analysis, 2019.

TABLE 14.3 Number of countries with public policies for delivery of HIV prevention services recommended by the World Health Organization, by key population, Caribbean

Caribbean	Gay men and other men who have sex with men	Female sex workers	Transgender women
HIV testing and counselling	14	12	11
Sexually transmitted infection diagnosis and treatment	11	10	9
PrEP	1	2	3
Post-exposure prophylaxis (PEP)	6	0	4
Condoms	14	12	10
Lubricants	13	10	10
Antiretroviral therapy for all	13	10	12
Peer-led community outreach activities	12	9	9
Sexual health information and education	10	8	9
Number of countries with public policies for delivery of all nine services	0	1	0
Number of countries with public policies for delivery of five to eight services	12	10	10
Number of countries with public policies for delivery of four services or less	4	5	6

Note: Number of countries in the region (n = 16).

Source: HIV prevention in the spotlight: an analysis from the perspective of the health sector in Latin America and the Caribbean, 2017. Washington (DC): Pan American Health Organization, UNAIDS; 2017.



Young people gather on the Malecon in Havana, Cuba.

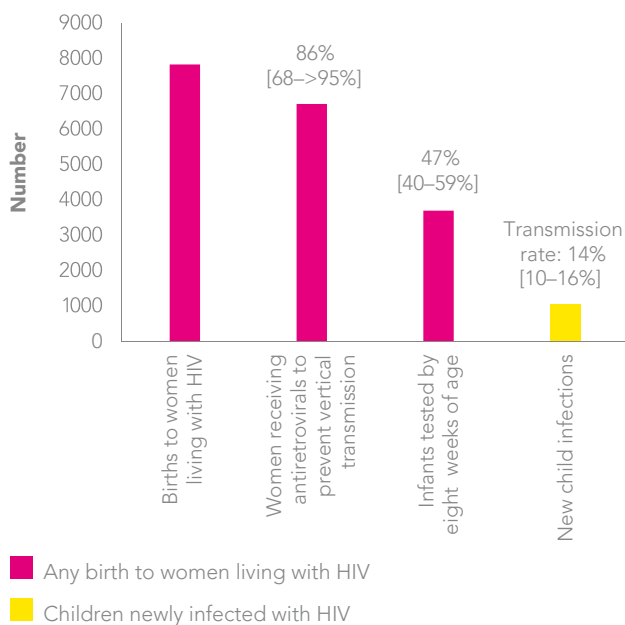
ELIMINATING MOTHER-TO-CHILD TRANSMISSION

The rate of mother-to-child transmission of HIV was 14% [10–16%] in 2018. The proportion of pregnant women living with HIV in 2018 receiving antiretroviral medicines to prevent vertical transmission of HIV and protect their own health was 86% [68–>95%]. Coverage of early infant diagnosis in 2018 was 47% [40–59%] (Figure 14.13).

Early infant diagnosis coverage varies considerably between countries. Antigua and Barbuda, which has been validated as having eliminated mother-to-child transmission of HIV, achieved 100% coverage of infants receiving HIV testing in the first four to six weeks of life, as did Dominica and Grenada. Elsewhere, rates vary, ranging between 46% and 71% (Figure 14.14).

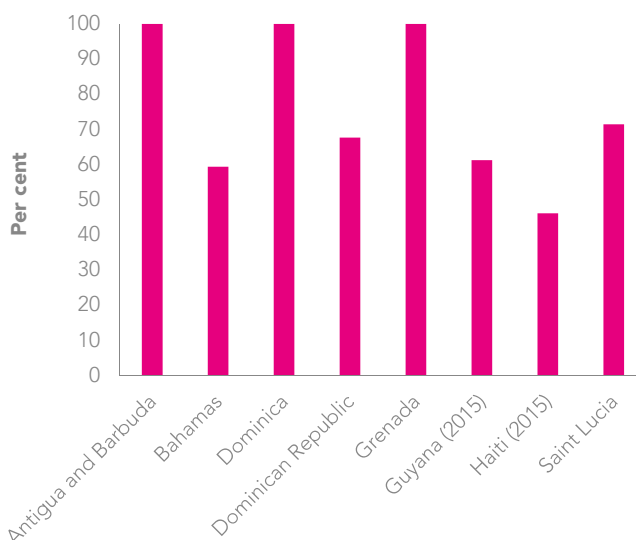
Seven countries and island states in the Caribbean have been validated as having eliminated mother-to-child transmission of HIV: Anguilla, Antigua and Barbuda, Bermuda, the Cayman Islands, Cuba, Montserrat, and Saint Kitts and Nevis. Eliminating mother-to-child transmission region-wide will require countries to develop strategies to reach all pregnant women living with HIV and their children with health and social services, including HIV and syphilis diagnosis and treatment. ■

FIGURE 14.13 Cascade of services for preventing vertical transmission, numbers of new HIV infections and transmission rate, Caribbean, 2018



Source: UNAIDS 2019 estimates; 2019 Global AIDS Monitoring.

FIGURE 14.14 Percentage of infants receiving HIV testing in the first 4–6 weeks, Caribbean, 2018



Source: 2019 Global AIDS Monitoring.

CONFRONTING STIGMA AND DISCRIMINATION

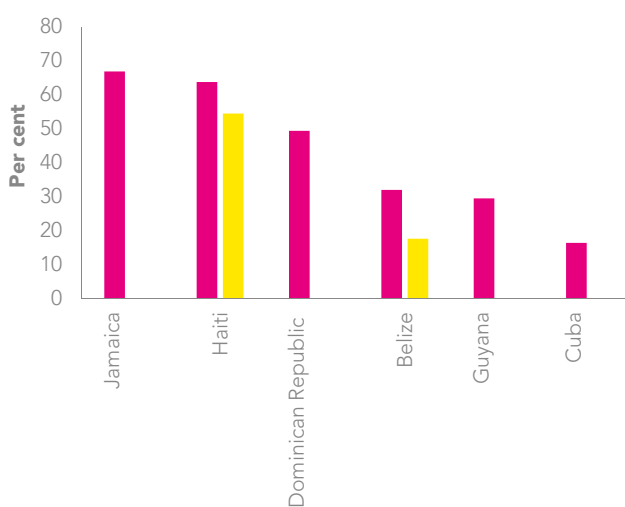
Little progress has been made in reducing misconceptions about HIV and the ensuing stigma and discrimination. Two thirds (67%) of people in Jamaica said they would not purchase vegetables from a vendor living with HIV. Such stigmatizing attitudes also were high in Haiti (64%), the Dominican Republic (49%), Belize (32%) and Guyana (29%). Eighteen per cent of people surveyed in Belize—54% in Haiti—believed that children living with HIV should not be allowed to attend school with other children (Figure 14.15).

Efforts are underway to combat stigma and discrimination in the region, including the #UnitedPositively initiative, which was launched by

the Caribbean Regional Network of People Living with HIV/AIDS (CRN+) in March 2019. The campaign challenges governments, policy-makers, civil society organizations, regional media and members of key populations to use social media to denounce stigma and discrimination that prevent vulnerable populations from accessing prevention, care, treatment and support (4).

Intimate partner violence is high among countries with recent data, with 16% of adult women in the Dominican Republic, 14% in Haiti and 7% in Cuba reporting physical and/or sexual violence by an intimate partner (Figure 14.16). ■

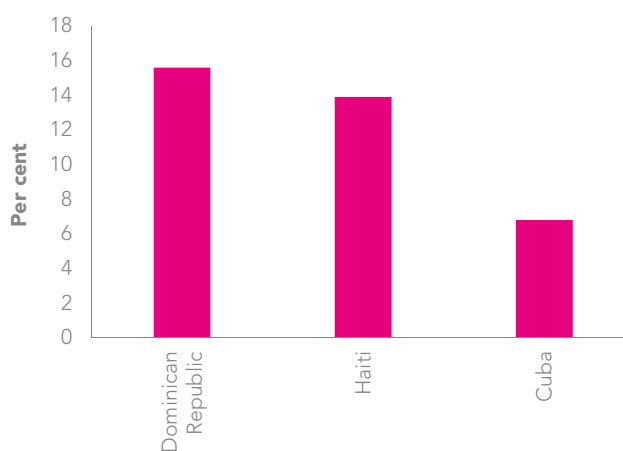
FIGURE 14.15 Percentage of men and women aged 15–49 years with discriminatory attitudes towards people living with HIV, Caribbean, 2013–2017



- People who would not buy vegetables from a shopkeeper living with HIV
- People who think children living with HIV should not be allowed to attend school with other children

Source: Population-based surveys, 2013–2017, countries with available data.

FIGURE 14.16 Percentage of ever-married or partnered women aged 15–49 years who experienced physical and/or sexual violence by an intimate partner in the past 12 months, Caribbean, most recent data, 2013–2017



Source: Population-based surveys, 2013–2017.

INVESTING TO END AN EPIDEMIC

The financial resources available for HIV responses in the Caribbean have fluctuated over time, reaching the same level in 2018 as in 2010 (constant 2016 US dollars).¹ In total, US\$ 326 million was available for the Caribbean's HIV programmes in 2018, considerably less than the US\$ 600 million needed to achieve its Fast-Track Targets by 2020 (Figure 14.17).

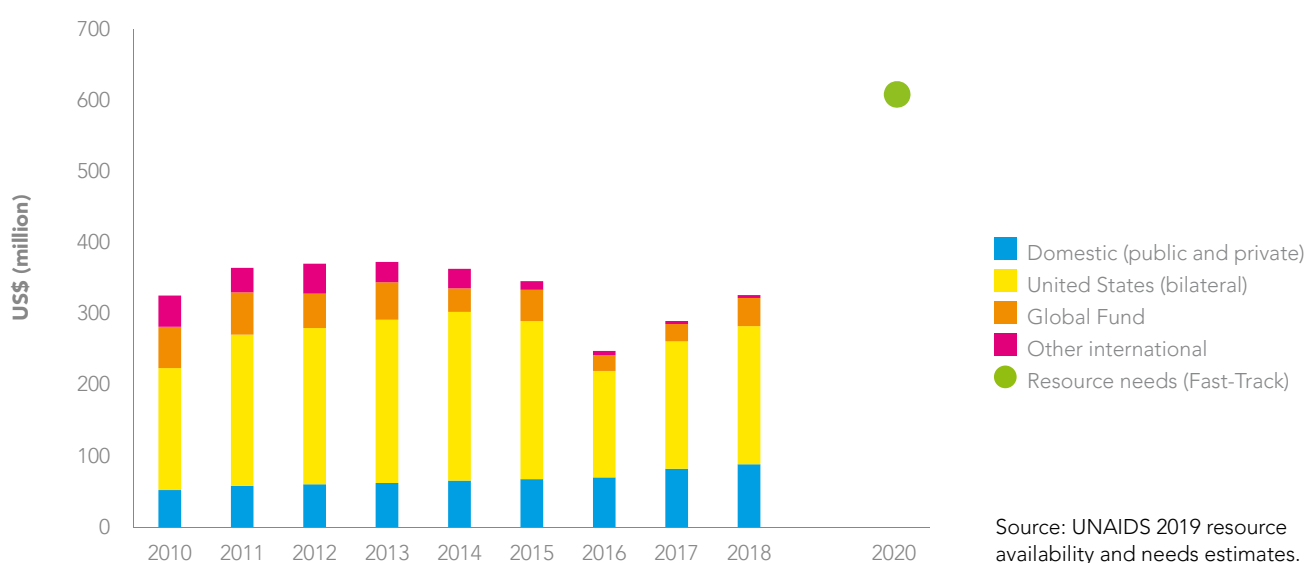
The availability of domestic resources for the HIV response increased by 69% during this eight-year period, reaching 27% of the total resources for HIV in the region. International donors decreased their share from 84% in 2010 to 73% by 2018: during that period, bilateral contributions from the Government of the United States of America increased by 13%, while disbursements from the Global Fund to Fight

AIDS, Tuberculosis and Malaria (the Global Fund) and all other international sources decreased by 32% and 91%, respectively.

Total funding for the region increased by 13% in 2018 compared to 2017. Domestic resources increased by 8%, bilateral funds from the Government of the United States increased by 9% (reaching 60% of all funds for the region), and Global Fund contributions increased by 63% (reaching 12% of the total).² All other international sources decreased by 10% and accounted for just 1% of total HIV resources in 2018.

More than 90% of the HIV response in Haiti, which has the largest epidemic in the region, is financed by international donors. ■

FIGURE 14.17 HIV resource availability, by source, Caribbean, 2010–2018, and projected resource needs by 2020



1 Details on the revised UNAIDS estimates for resource availability in low- and middle-income countries can be found in the Investing to End an Epidemic chapter.

2 The Global Fund disbursements to countries decreased by 20% globally in 2018 because most funding grants ended in 2017, hence the changes in the level of disbursements.

REFERENCES

1. EMTCT plus. Framework for elimination of mother-to-child transmission of HIV, syphilis, hepatitis B, and Chagas. Washington (DC): Pan American Health Organization, World Health Organization; 2017 (<http://iris.paho.org/xmlui/handle/123456789/34306>, accessed 6 July 2019).
2. FHI 360, LINKAGES project. A vision for going online to accelerate the impact of HIV programs. Washington (DC): FHI360; 2019.
3. Benjamin Eveslage, Technical Advisor for Online HIV Services, LINKAGES project, FHI360. Personal communication, 12 June 2019.
4. CRN+ launches #UnitedPositively. In: PANCAP: Pan Caribbean Partnership Against HIV/AIDS [Internet]. 19 March 2019. Georgetown (Guyana): PANCAP; c2019 (<https://pancap.org/pancap-releases/crn-launches-unitedpositively/>, accessed 6 July 2019).

EPIDEMIC ESTIMATES

	2010	2015	2018
New HIV infections			
New HIV infections (all ages)	<500 [<500- <500]	<500 [<500- <500]	<500 [<200- <500]
New HIV infections (0–14)	<100 [<100- <100]	<100 [<100- <100]	<100 [<100- <100]
New HIV infections (women, 15+)	<100 [<100- <200]	<100 [<100- <100]	<100 [<100- <100]
New HIV infections (men, 15+)	<200 [<200- <200]	<200 [<200- <200]	<200 [<200- <200]
HIV incidence per 1000 population	0.82 [0.72–0.93]	0.66 [0.57–0.77]	0.55 [0.47–0.66]
AIDS-related deaths			
AIDS-related deaths (all ages)	<200 [<200- <500]	<500 [<200- <500]	<200 [<200- <500]
AIDS-related deaths (0–14)	<100 [<100- <100]	<100 [<100- <100]	<100 [<100- <100]
AIDS-related deaths (women, 15+)	<100 [<100- <100]	<100 [<100- <200]	<100 [<100- <100]
AIDS-related deaths (men, 15+)	<200 [<100- <200]	<200 [<100- <200]	<100 [<100- <200]
People living with HIV			
People living with HIV (all ages)	5800 [5100–6600]	6000 [5300–6700]	6000 [5300–6700]
People living with HIV (0–14)	<500 [<500- <500]	<500 [<200- <500]	<200 [<200- <500]
People living with HIV (women, 15+)	2600 [2300–2900]	2600 [2400–2900]	2600 [2300–2800]
People living with HIV (men, 15+)	2900 [2500–3400]	3200 [2800–3600]	3300 [2800–3700]
HIV prevalence (15–49)	2.2 [1.9–2.5]	1.9 [1.7–2.1]	1.8 [1.5–1.9]

LAWS AND POLICIES

Laws criminalizing the transmission of, non-disclosure of or exposure to HIV transmission	Yes
Criminalization of sex work among consenting adults	Any criminalization or punitive regulation of sex work
Criminalization of same-sex sexual acts	Laws penalizing same-sex sexual acts have been decriminalized or never existed
Drug use or possession for personal use is an offence	Possession of drugs for personal use or drug use and/or consumption are specified as criminal offences
Criminalization of transgender people	Neither criminalized nor prosecuted
Laws or policies restricting the entry, stay and residence of people living with HIV	No
Parental consent for adolescents to access HIV testing	Yes, for adolescents younger than 18 years
Spousal consent for married women to access sexual and reproductive health services	Yes
Mandatory HIV testing for marriage, work or residence permits or for certain groups	Yes

STIGMA AND DISCRIMINATION

Percentage of women and men aged 15–49 years who report discriminatory attitudes towards people living with HIV

Percentage of people living with HIV denied health services because of their HIV status in the last 12 months

Percentage of people living with HIV who reported a health-care professional told others about their HIV status without their consent

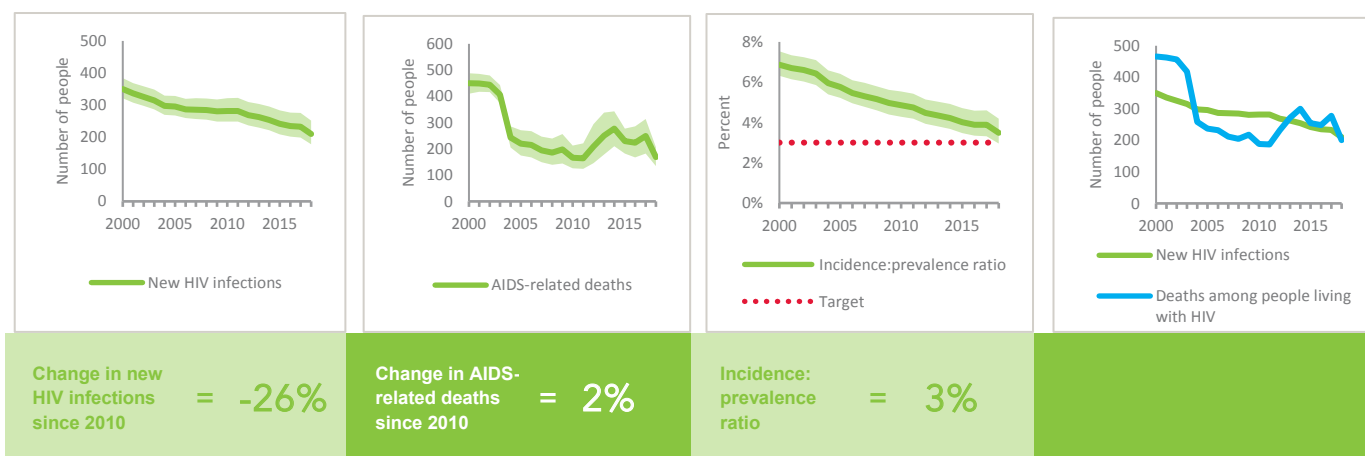
VIOLENCE

Proportion of ever-married or partnered women aged 15–49 years who experienced physical or sexual violence from a male intimate partner in the past 12 months

EXPENDITURES

	Financing sources					Total
	Domestic private	Domestic public	International: PEPFAR	International: Global Fund	International: all others	
Last available report: 2009	\$12 749	\$4 402 073	\$301 889	\$4 901 265

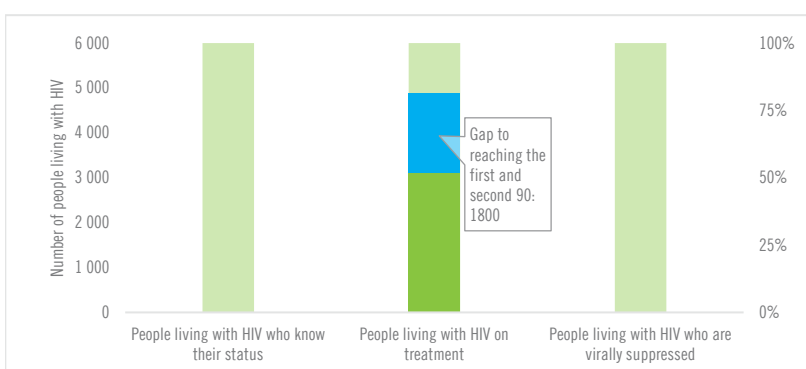
EPIDEMIC TRANSITION METRICS



KEY POPULATIONS

	Sex workers	Gay men and other men who have sex with men	People who inject drugs	Transgender people	Prisoners
Estimated size of population	2300
HIV prevalence	...	19.6%	2.2%
Know their HIV status
Antiretroviral therapy coverage
Condom use
Coverage of HIV prevention programmes
Avoidance of health care because of stigma and discrimination
Expenditures (0)

HIV TESTING AND TREATMENT CASCADE



	...	52% [45–58%] 3100	...
All ages	...% [...–...%]		...% [...–...%]
Children (0–14)	...% [...–...%]	21% [18–26%] 40	...% [...–...%]
Women (15+)	...% [...–...%]	58% [51–64%] 1500	...% [...–...%]
Men (15+)	...% [...–...%]	49% [42–55%] 1600	...% [...–...%]

ELIMINATION OF MOTHER-TO-CHILD TRANSMISSION

	2010	2018
Percentage of pregnant women living with HIV accessing antiretroviral medicines	...% [...–...%]	...% [...–...%]
Early infant diagnosis	...% [...–...%]	59.3% [52.9–68.4%]

HIV COMORBIDITIES

Estimated number of incident tuberculosis cases among people living with HIV (2017)	23 [20–27]
People living with HIV who started TB preventive therapy (2017)	...
Cervical cancer screening of women living with HIV	...
People coinfecting with HIV and hepatitis B virus receiving combined treatment	...
People coinfecting with HIV and hepatitis C virus starting hepatitis C treatment	...

HIV PREVENTION

Adults aged 15+ years with unsuppressed viral load	...
Knowledge of HIV prevention among young people aged 15–24 years (2014)	
— Women	2.8%
— Men	5.8%
Condom use at last sex with a non-marital, non-cohabiting partner	
— Women	...
— Men	...
Women aged 15–49 years who have their demand for family planning satisfied by modern methods	...
Men aged 15–49 years who are circumcised	Not applicable
Voluntary medical male circumcisions performed according to national standards	Not applicable
People who received PrEP at least once during the reporting period (2018)	23
Harm reduction	
— Use of sterile injecting equipment at last injection	...
— Needles and syringes distributed per person who injects	...
— Coverage of opioid substitution therapy	...
— Naloxone available (2019)	No
— Safe injection rooms available (2019)	No

EPIDEMIC ESTIMATES

	2010	2015	2018
New HIV infections			
New HIV infections (all ages)	<200 [<200- <200]	<200 [<200- <200]	<200 [<200- <200]
New HIV infections (0–14)	... [...-...]	... [...-...]	... [...-...]
New HIV infections (women, 15+)	<100 [<100- <100]	<100 [<100- <100]	<100 [<100- <100]
New HIV infections (men, 15+)	<200 [<100- <200]	<200 [<100- <200]	<200 [<100- <200]
HIV incidence per 1000 population	0.61 [0.52–0.7]	0.59 [0.49–0.69]	0.58 [0.47–0.69]
AIDS-related deaths			
AIDS-related deaths (all ages)	<100 [<100- <100]	<100 [<100- <100]	<100 [<100- <100]
AIDS-related deaths (0–14)	... [...-...]	... [...-...]	... [...-...]
AIDS-related deaths (women, 15+)	<100 [<100- <100]	<100 [<100- <100]	<100 [<100- <100]
AIDS-related deaths (men, 15+)	<100 [<100- <100]	<100 [<100- <100]	<100 [<100- <100]
People living with HIV			
People living with HIV (all ages)	2300 [2100–2600]	2800 [2500–3100]	3000 [2700–3400]
People living with HIV (0–14)	... [...-...]	... [...-...]	... [...-...]
People living with HIV (women, 15+)	720 [640–800]	920 [830–1000]	1000 [910–1100]
People living with HIV (men, 15+)	1600 [1400–1800]	1900 [1600–2200]	2000 [1700–2300]
HIV prevalence (15–49)	1.3 [1.2–1.4]	1.5 [1.3–1.6]	1.5 [1.3–1.7]

LAWS AND POLICIES

Laws criminalizing the transmission of, non-disclosure of or exposure to HIV transmission	No
Criminalization of sex work among consenting adults	Any criminalization or punitive regulation of sex work
Criminalization of same-sex sexual acts	Yes, imprisonment (14 years - life)
Drug use or possession for personal use is an offence	...
Criminalization of transgender people	Neither criminalized nor prosecuted
Laws or policies restricting the entry, stay and residence of people living with HIV	No
Parental consent for adolescents to access HIV testing	Yes, for adolescents younger than 18 years
Spousal consent for married women to access sexual and reproductive health services	No
Mandatory HIV testing for marriage, work or residence permits or for certain groups	No

STIGMA AND DISCRIMINATION

Percentage of women and men aged 15–49 years who report discriminatory attitudes towards people living with HIV **2018**
45.5

Percentage of people living with HIV denied health services because of their HIV status in the last 12 months

Percentage of people living with HIV who reported a health-care professional told others about their HIV status without their consent

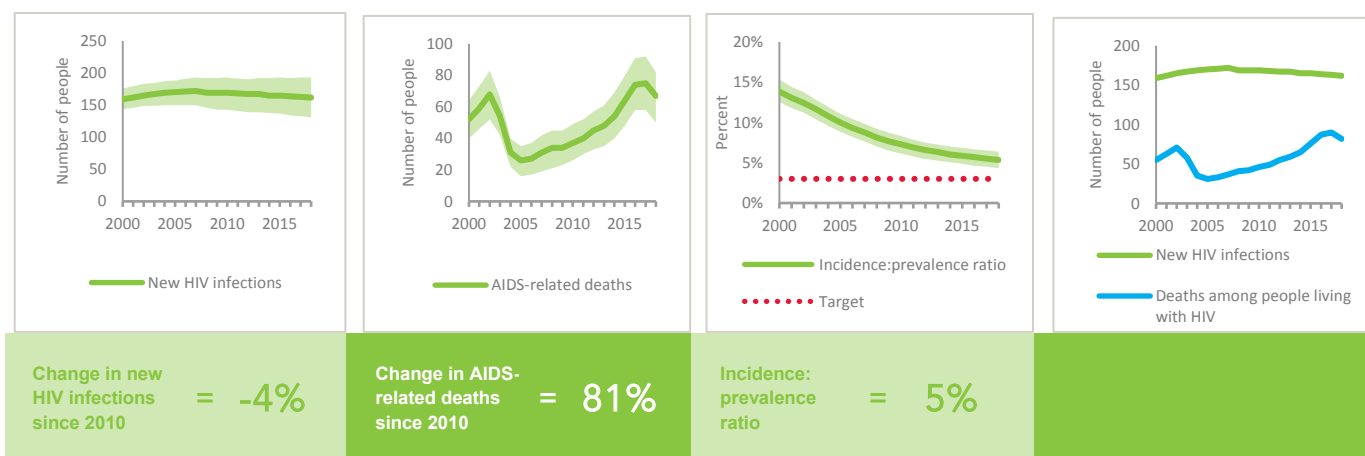
VIOLENCE

Proportion of ever-married or partnered women aged 15–49 years who experienced physical or sexual violence from a male intimate partner in the past 12 months

EXPENDITURES

	Financing sources					Total
	Domestic private	Domestic public	International: PEPFAR	International: Global Fund	International: all others	
Last available report: 2013	...	\$ 478 563	\$235 742	...	\$10 256 837	\$15 971 143

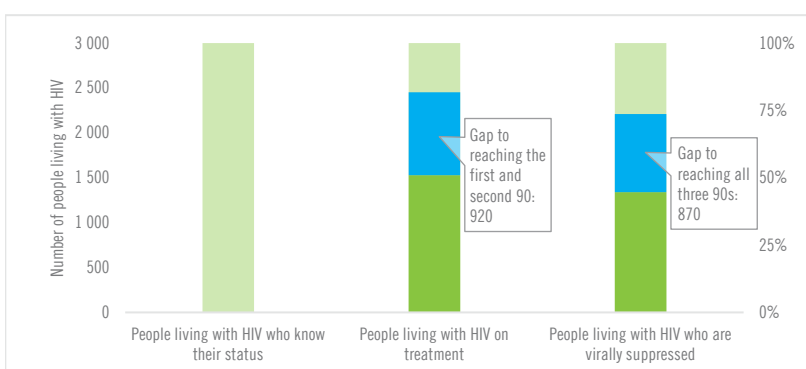
EPIDEMIC TRANSITION METRICS



KEY POPULATIONS

	Sex workers	Gay men and other men who have sex with men	People who inject drugs	Transgender people	Prisoners
Estimated size of population
HIV prevalence	0.0%	2.8%
Know their HIV status
Antiretroviral therapy coverage	...	35.3%
Condom use	...	58.2%
Coverage of HIV prevention programmes
Avoidance of health care because of stigma and discrimination
Expenditures (0)

HIV TESTING AND TREATMENT CASCADE



	...	50% [44–57%] 1500	44% [39–50%]
All ages	...% [...–...%]		
Children (0–14)	...% [...–...%]
Women (15+)	...% [...–...%]	62% [56–69%] 640	55% [49–61%]
Men (15+)	...% [...–...%]	44% [38–51%] 880	39% [33–45%]

ELIMINATION OF MOTHER-TO-CHILD TRANSMISSION

	2010	2018
Percentage of pregnant women living with HIV accessing antiretroviral medicines	...% [...–...%]	...% [...–...%]
Early infant diagnosis	...% [...–...%]	...% [...–...%]

HIV COMORBIDITIES

Estimated number of incident tuberculosis cases among people living with HIV (2017)	0 [0–0]
People living with HIV who started TB preventive therapy (2017)	0%
Women who tested positive for HIV among those screened for cervical cancer (programme data) (2018)	1.9%
People coinfecting with HIV and hepatitis B virus receiving combined treatment (2017)	0%
People coinfecting with HIV and hepatitis C virus starting hepatitis C treatment (2017)	0%

HIV PREVENTION

Adults aged 15+ years with unsuppressed viral load	0.7%
Knowledge of HIV prevention among young people aged 15–24 years (2014)	
— Women	47.6%
— Men	44.8%
Condom use at last sex with a non-marital, non-cohabiting partner (2017)	
— Women	19.7%
— Men	42.1%
Women aged 15–49 years who have their demand for family planning satisfied by modern methods	...
Men aged 15–49 years who are circumcised	Not applicable
Voluntary medical male circumcisions performed according to national standards	Not applicable
People who received PrEP at least once during the reporting period (2018)	28
Harm reduction	
— Use of sterile injecting equipment at last injection	...
— Needles and syringes distributed per person who injects	...
— Coverage of opioid substitution therapy	...
— Naloxone available (2019)	No
— Safe injection rooms available (2019)	No

EPIDEMIC ESTIMATES

	2010	2015	2018
New HIV infections			
New HIV infections (all ages)	<500 [<500- <500]	<500 [<500- <500]	<500 [<500- <500]
New HIV infections (0–14)	<100 [<100- <100]	<100 [<100- <100]	<100 [<100- <100]
New HIV infections (women, 15+)	<200 [<200- <200]	<200 [<200- <200]	<200 [<200- <200]
New HIV infections (men, 15+)	<200 [<200- <200]	<200 [<200- <200]	<200 [<200- <200]
HIV incidence per 1000 population	0.9 [0.84–0.96]	0.83 [0.76–0.9]	0.81 [0.73–0.89]
AIDS-related deaths			
AIDS-related deaths (all ages)	<200 [<100- <200]	<200 [<200- <200]	<200 [<200- <500]
AIDS-related deaths (0–14)	<100 [<100- <100]	<100 [<100- <100]	<100 [<100- <100]
AIDS-related deaths (women, 15+)	<100 [<100- <100]	<100 [<100- <100]	<100 [<100- <100]
AIDS-related deaths (men, 15+)	<100 [<100- <100]	<100 [<100- <200]	<200 [<100- <200]
People living with HIV			
People living with HIV (all ages)	3700 [3400–4100]	4500 [4100–5000]	4900 [4400–5400]
People living with HIV (0–14)	<200 [<200- <200]	<200 [<200- <200]	<200 [<200- <200]
People living with HIV (women, 15+)	1700 [1500–1800]	2000 [1800–2300]	2200 [2000–2500]
People living with HIV (men, 15+)	1900 [1700–2100]	2300 [2000–2600]	2500 [2200–2800]
HIV prevalence (15–49)	1.9 [1.7–2.1]	1.9 [1.8–2.1]	1.9 [1.7–2.1]

LAWS AND POLICIES

Laws criminalizing the transmission of, non-disclosure of or exposure to HIV transmission	Yes
Criminalization of sex work among consenting adults	...
Criminalization of same-sex sexual acts	Laws penalizing same-sex sexual acts have been decriminalized or never existed
Drug use or possession for personal use is an offence	...
Criminalization of transgender people	...
Laws or policies restricting the entry, stay and residence of people living with HIV	Yes
Parental consent for adolescents to access HIV testing	...
Spousal consent for married women to access sexual and reproductive health services	...
Mandatory HIV testing for marriage, work or residence permits or for certain groups	...

STIGMA AND DISCRIMINATION

Percentage of women and men aged 15–49 years who report discriminatory attitudes towards people living with HIV (2011 refers to women only)	2011	2016
	32	36.9
Percentage of people living with HIV denied health services because of their HIV status in the last 12 months		2013
		6.6
Percentage of people living with HIV who reported a health-care professional told others about their HIV status without their consent		2013
		9.2

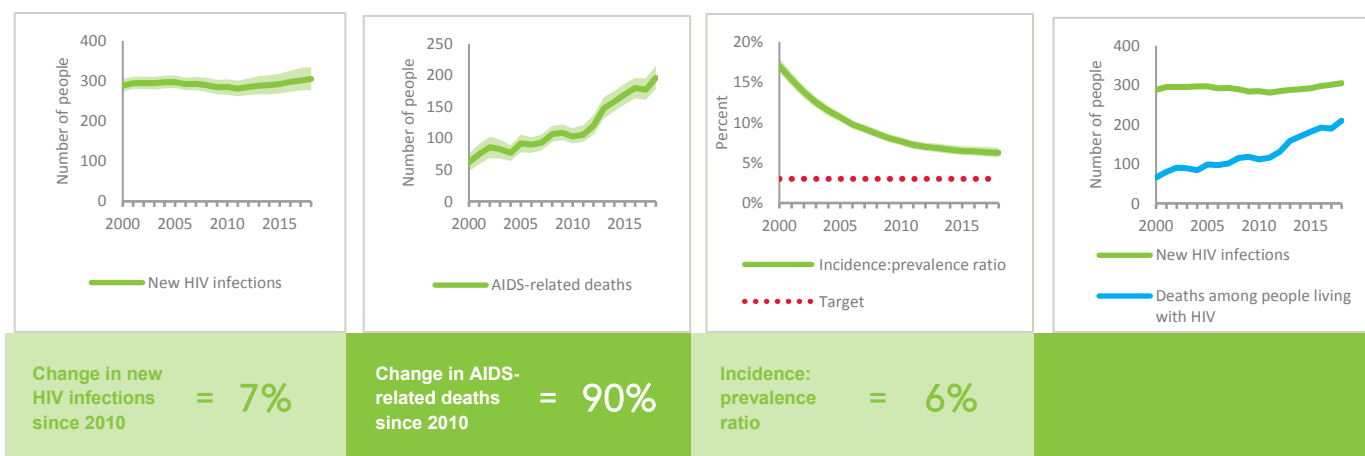
VIOLENCE

Proportion of ever-married or partnered women aged 15–49 years who experienced physical or sexual violence from a male intimate partner in the past 12 months

EXPENDITURES

	Financing sources					Total
	Domestic private	Domestic public	International: PEPFAR	International: Global Fund	International: all others	
Last available report: 2012	\$118 050	\$832 345	\$555 482	\$517 357	\$640 356	\$2 836 772

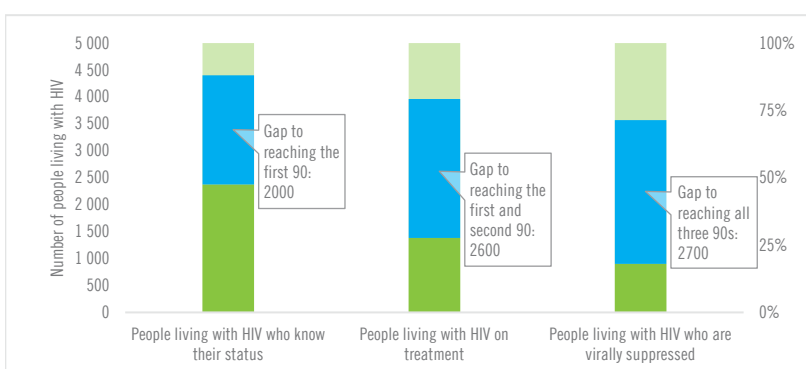
EPIDEMIC TRANSITION METRICS



KEY POPULATIONS

	Sex workers	Gay men and other men who have sex with men	People who inject drugs	Transgender people	Prisoners
Estimated size of population
HIV prevalence	5.8%
Know their HIV status	62.2%	44.3%
Antiretroviral therapy coverage
Condom use	84.8%	81.4%
Coverage of HIV prevention programmes
Avoidance of health care because of stigma and discrimination
Expenditures (0)

HIV TESTING AND TREATMENT CASCADE



	49% [44–53%]	28% [26–31%] 1400	18% [17–20%]
All ages			
Children (0–14)	34% [31–38%]	34% [31–38%] 60	14% [12–15%]
Women (15+)	51% [45–56%]	29% [26–32%] 650	19% [17–21%]
Men (15+)	48% [42–53%]	27% [24–30%] 670	18% [16–20%]

ELIMINATION OF MOTHER-TO-CHILD TRANSMISSION

	2010	2018
Percentage of pregnant women living with HIV accessing antiretroviral medicines	58% [49–67%]	44% [39–49%]
Early infant diagnosis	59.3% [51.4–71.1%]	...% [...–...%]

HIV COMORBIDITIES

Estimated number of incident tuberculosis cases among people living with HIV (2017)	32 [21–46]
People living with HIV who started TB preventive therapy (2017)	...
Cervical cancer screening of women living with HIV	...
People coinfectd with HIV and hepatitis B virus receiving combined treatment	...
People coinfectd with HIV and hepatitis C virus starting hepatitis C treatment	...

HIV PREVENTION

Adults aged 15+ years with unsuppressed viral load	1.4%
Knowledge of HIV prevention among young people aged 15–24 years (2016)	
— Women	41.4%
— Men	45%
Condom use at last sex with a non-marital, non-cohabiting partner	
— Women	...
— Men	...
Women aged 15–49 years who have their demand for family planning satisfied by modern methods	...
Men aged 15–49 years who are circumcised	Not applicable
Voluntary medical male circumcisions performed according to national standards	Not applicable
People who received PrEP at least once during the reporting period	...
Harm reduction	
— Use of sterile injecting equipment at last injection	...
— Needles and syringes distributed per person who injects	...
— Coverage of opioid substitution therapy	...
— Naloxone available (2019)	...
— Safe injection rooms available (2019)	...

EPIDEMIC ESTIMATES

	2010	2015	2018
New HIV infections			
New HIV infections (all ages)	2200 [1700–2700]	2200 [1700–2700]	1700 [1300–2100]
New HIV infections (0–14)	<100 [<100– <100]	<100 [<100– <100]	<100 [<100– <100]
New HIV infections (women, 15+)	<500 [<500– <500]	<500 [<500–540]	<500 [<500– <500]
New HIV infections (men, 15+)	1800 [1400–2200]	1700 [1300–2100]	1300 [1000–1600]
HIV incidence per 1000 population	0.2 [0.15–0.25]	0.2 [0.15–0.24]	0.15 [0.12–0.19]
AIDS-related deaths			
AIDS-related deaths (all ages)	<500 [<200– <500]	<500 [<500–540]	<500 [<500–580]
AIDS-related deaths (0–14)	<100 [<100– <100]	<100 [<100– <100]	<100 [<100– <100]
AIDS-related deaths (women, 15+)	<100 [<100– <100]	<100 [<100– <100]	<100 [<100– <100]
AIDS-related deaths (men, 15+)	<500 [<200– <500]	<500 [<200– <500]	<500 [<500– <500]
People living with HIV			
People living with HIV (all ages)	17 000 [13 000–21 000]	27 000 [21 000–32 000]	31 000 [24 000–37 000]
People living with HIV (0–14)	<100 [<100– <100]	<100 [<100– <200]	<100 [<100– <200]
People living with HIV (women, 15+)	2800 [2200–3500]	4700 [3600–5800]	5600 [4200–6800]
People living with HIV (men, 15+)	14 000 [11 000–17 000]	22 000 [17 000–26 000]	25 000 [19 000–30 000]
HIV prevalence (15–49)	0.2 [0.2–0.3]	0.4 [0.2–0.5]	0.4 [0.3–0.5]

LAWS AND POLICIES

Laws criminalizing the transmission of, non-disclosure of or exposure to HIV transmission	Yes
Criminalization of sex work among consenting adults	Sex work is not subject to punitive regulations or is not criminalized
Criminalization of same-sex sexual acts	Laws penalizing same-sex sexual acts have been decriminalized or never existed
Drug use or possession for personal use is an offence	...
Criminalization of transgender people	Neither criminalized nor prosecuted
Laws or policies restricting the entry, stay and residence of people living with HIV	Yes
Parental consent for adolescents to access HIV testing	Yes, for adolescents younger than 18 years
Spousal consent for married women to access sexual and reproductive health services	Yes
Mandatory HIV testing for marriage, work or residence permits or for certain groups	Yes

STIGMA AND DISCRIMINATION

	2006	2014
Percentage of women and men aged 15–49 years who report discriminatory attitudes towards people living with HIV (2006 refers to women only)	22.4	16.4

Percentage of people living with HIV denied health services because of their HIV status in the last 12 months

Percentage of people living with HIV who reported a health-care professional told others about their HIV status without their consent

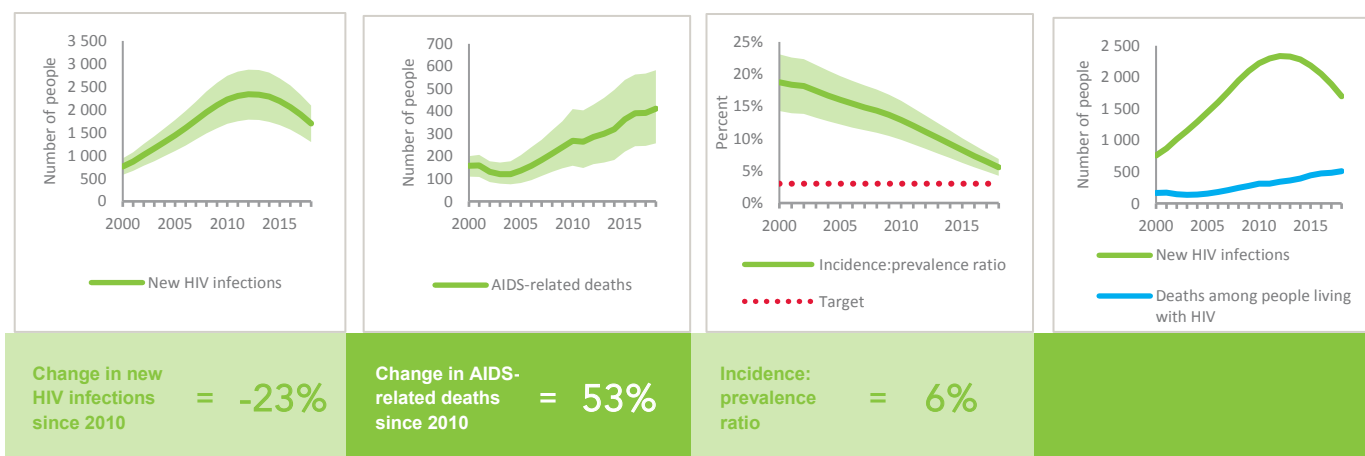
VIOLENCE

Proportion of ever-married or partnered women aged 15–49 years who experienced physical or sexual violence from a male intimate partner in the past 12 months	2017	6.8
---	------	-----

EXPENDITURES

	Financing sources					Total
	Domestic private	Domestic public	International: PEPFAR	International: Global Fund	International: all others	
Last available report: 2013	...	\$63 807 290	...	\$5 927 082	...	\$69 734 372

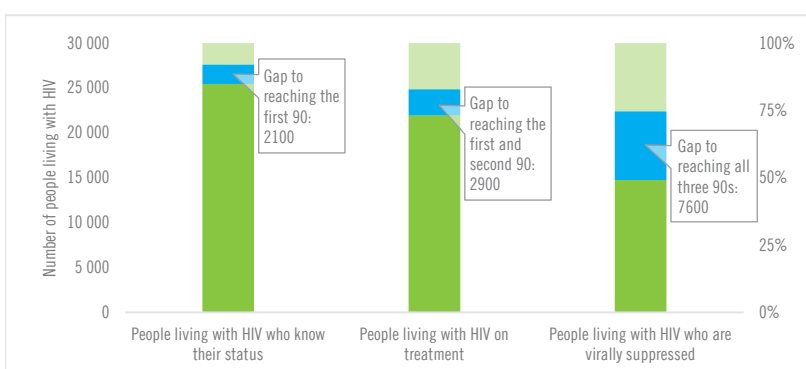
EPIDEMIC TRANSITION METRICS



KEY POPULATIONS

	Sex workers	Gay men and other men who have sex with men	People who inject drugs	Transgender people	Prisoners
Estimated size of population
HIV prevalence	0.8%	1.1%	...	3.1%	...
Know their HIV status
Antiretroviral therapy coverage	87.3%	86.2%	...	90.2%	...
Condom use	78.1%	63.9%	...	65.8%	...
Coverage of HIV prevention programmes
Avoidance of health care because of stigma and discrimination	1.9%
Expenditures (0)

HIV TESTING AND TREATMENT CASCADE



	83% [64– >95%]	72% [55–85%] 21 900	48% [37–57%]
All ages			
Children (0–14)	35% [24–48%]	34% [23–46%] 30	23% [15–31%]
Women (15+)	90% [69– >95%]	80% [61– >95%] 4400	54% [41–66%]
Men (15+)	82% [63– >95%]	70% [54–83%] 17 500	47% [36–56%]

ELIMINATION OF MOTHER-TO-CHILD TRANSMISSION

	2010	2018
Percentage of pregnant women living with HIV accessing antiretroviral medicines	91% [67– >95%]	>95% [86– >95%]
Early infant diagnosis	89.2% [71.0– >95%]	>95% [>95– >95%]

HIV COMORBIDITIES

Estimated number of incident tuberculosis cases among people living with HIV (2017)	98 [63–140]
People living with HIV who started TB preventive therapy (2017)	71.3%
Cervical cancer screening of women living with HIV	...
People coinfectd with HIV and hepatitis B virus receiving combined treatment (2018)	90.5%
People coinfectd with HIV and hepatitis C virus starting hepatitis C treatment (2018)	73.7%

HIV PREVENTION

Adults aged 15+ years with unsuppressed viral load	0.2%
Knowledge of HIV prevention among young people aged 15–24 years (2014)	
— Women	60.9%
— Men	58.6%
Condom use at last sex with a non-marital, non-cohabiting partner (2017)	
— Women	75.5%
— Men	80.2%
Women aged 15–49 years who have their demand for family planning satisfied by modern methods	...
Men aged 15–49 years who are circumcised	Not applicable
Voluntary medical male circumcisions performed according to national standards	Not applicable
People who received PrEP at least once during the reporting period	...
Harm reduction	
— Use of sterile injecting equipment at last injection	...
— Needles and syringes distributed per person who injects	...
— Coverage of opioid substitution therapy	...
— Naloxone available (2019)	No
— Safe injection rooms available (2019)	No

EPIDEMIC ESTIMATES

	2010	2015	2018
New HIV infections			
New HIV infections (all ages)	3200 [2200–4400]	2900 [1700–4600]	2700 [1200–6500]
New HIV infections (0–14)	<500 [<200– <500]	<200 [<100– <200]	<100 [<100– <200]
New HIV infections (women, 15+)	1300 [900–1800]	1100 [620–1600]	920 [<500–2200]
New HIV infections (men, 15+)	1600 [1100–2300]	1700 [1000–2900]	1700 [750–4200]
HIV incidence per 1000 population	0.33 [0.22–0.47]	0.28 [0.17–0.45]	0.26 [0.11–0.61]
AIDS-related deaths			
AIDS-related deaths (all ages)	3000 [2100–4300]	2100 [1500–3000]	1200 [750–1900]
AIDS-related deaths (0–14)	<200 [<100– <500]	<100 [<100– <200]	<100 [<100– <200]
AIDS-related deaths (women, 15+)	1300 [870–1700]	900 [610–1300]	530 [<500–810]
AIDS-related deaths (men, 15+)	1600 [1100–2200]	1100 [760–1600]	620 [<500–930]
People living with HIV			
People living with HIV (all ages)	72 000 [54 000–91 000]	69 000 [54 000–85 000]	70 000 [54 000–92 000]
People living with HIV (0–14)	2600 [1900–3600]	1800 [1400–2500]	1400 [1000–1900]
People living with HIV (women, 15+)	34 000 [26 000–43 000]	33 000 [27 000–42 000]	34 000 [26 000–44 000]
People living with HIV (men, 15+)	35 000 [26 000–45 000]	34 000 [26 000–42 000]	35 000 [26 000–49 000]
HIV prevalence (15–49)	1.2 [0.9–1.5]	1 [0.8–1.3]	0.9 [0.7–1.3]

LAWS AND POLICIES

Laws criminalizing the transmission of, non-disclosure of or exposure to HIV transmission	Yes
Criminalization of sex work among consenting adults	Sex work is not subject to punitive regulations or is not criminalized
Criminalization of same-sex sexual acts	Laws penalizing same-sex sexual acts have been decriminalized or never existed
Drug use or possession for personal use is an offence	Possession of drugs for personal use or drug use and/or consumption are specified as criminal offences
Criminalization of transgender people	Neither criminalized nor prosecuted
Laws or policies restricting the entry, stay and residence of people living with HIV	Yes
Parental consent for adolescents to access HIV testing	Yes, for adolescents younger than 16 years
Spousal consent for married women to access sexual and reproductive health services	No
Mandatory HIV testing for marriage, work or residence permits or for certain groups	Yes

STIGMA AND DISCRIMINATION

	2007	2013
Percentage of women and men aged 15–49 years who report discriminatory attitudes towards people living with HIV	54.1	49.3

Percentage of people living with HIV denied health services because of their HIV status in the last 12 months

Percentage of people living with HIV who reported a health-care professional told others about their HIV status without their consent

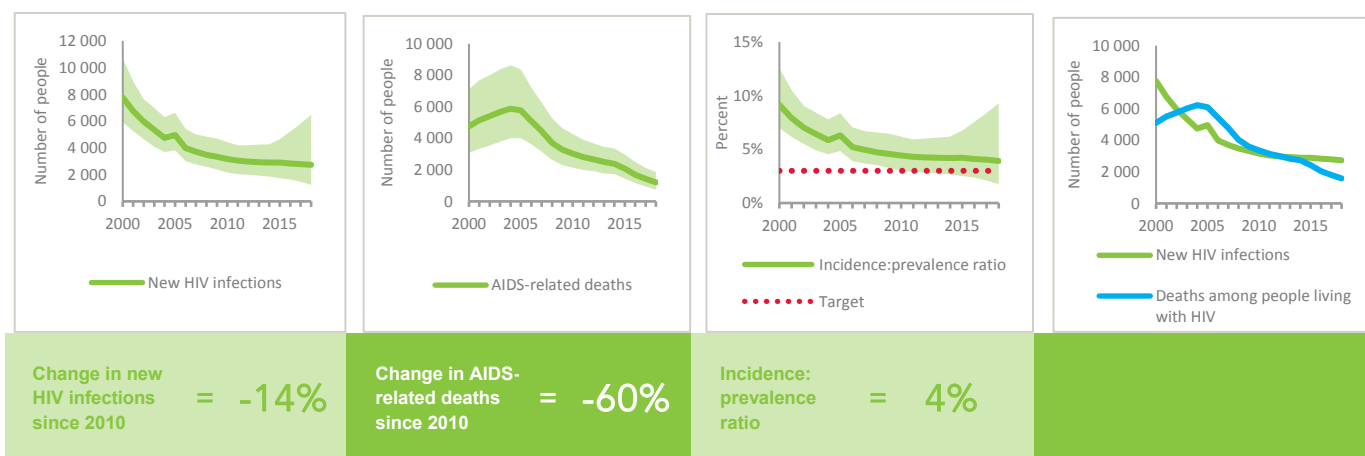
VIOLENCE

	2007	2013
Proportion of ever-married or partnered women aged 15–49 years who experienced physical or sexual violence from a male intimate partner in the past 12 months	11.7	16

EXPENDITURES

	Financing sources					Total
	Domestic private	Domestic public	International: PEPFAR	International: Global Fund	International: all others	
Last available report: 2017	...	\$14 743 318	...	\$6 230 084	...	\$20 973 402

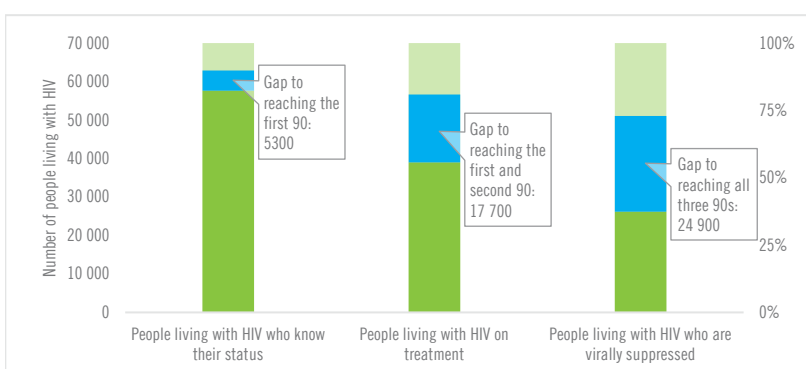
EPIDEMIC TRANSITION METRICS



KEY POPULATIONS

	Sex workers	Gay men and other men who have sex with men	People who inject drugs	Transgender people	Prisoners
Estimated size of population	...	130 000	...	9400	20 000
HIV prevalence	4.2%	4.0%	...	27.7%	...
Know their HIV status	90.8%	63.3%	...	83.3%	...
Antiretroviral therapy coverage
Condom use	83.7%	42.0%	45.4%	20.2%	...
Coverage of HIV prevention programmes	16.8%	30.4%	...	37.1%	...
Avoidance of health care because of stigma and discrimination	...	1.9%	...	65.1%	...
Expenditures (2017)	\$705 643	\$811 102	\$0

HIV TESTING AND TREATMENT CASCADE



	82% [64– >95%]	56% [43–73%] 39 000	37% [29–49%]
All ages			
Children (0–14)	76% [55– >95%]	55% [39–74%] 780	29% [21–39%]
Women (15+)	91% [71– >95%]	60% [47–78%] 20 300	40% [31–51%]
Men (15+)	75% [56– >95%]	51% [38–72%] 17 800	36% [27–50%]

ELIMINATION OF MOTHER-TO-CHILD TRANSMISSION

	2010	2018
Percentage of pregnant women living with HIV accessing antiretroviral medicines	56% [44–74%]	84% [64– >95%]
Early infant diagnosis	9.6% [7.3–12.3%]	67.7% [52.0–89.1%]

HIV COMORBIDITIES

Estimated number of incident tuberculosis cases among people living with HIV (2017)	1200 [880–1500]
People living with HIV who started TB preventive therapy (2017)	25.5%
Cervical cancer screening of women living with HIV	...
People coinfecting with HIV and hepatitis B virus receiving combined treatment	...
People coinfecting with HIV and hepatitis C virus starting hepatitis C treatment	...

HIV PREVENTION

Adults aged 15+ years with unsuppressed viral load	0.6%
Knowledge of HIV prevention among young people aged 15–24 years (2014)	
— Women	46.4%
— Men	...
Condom use at last sex with a non-marital, non-cohabiting partner	
— Women	...
— Men	...
Women aged 15–49 years who have their demand for family planning satisfied by modern methods	...
Men aged 15–49 years who are circumcised	Not applicable
Voluntary medical male circumcisions performed according to national standards	Not applicable
People who received PrEP at least once during the reporting period (2018)	195
Harm reduction	
— Use of sterile injecting equipment at last injection	...
— Needles and syringes distributed per person who injects (2015)	2
— Coverage of opioid substitution therapy	...
— Naloxone available (2019)	No
— Safe injection rooms available (2019)	No

EPIDEMIC ESTIMATES

	2010	2015	2018
New HIV infections			
New HIV infections (all ages)	<500 [<500–600]	<500 [<500–560]	<500 [<500–530]
New HIV infections (0–14)	<100 [<100– <100]	<100 [<100– <100]	<100 [<100– <100]
New HIV infections (women, 15+)	<200 [<200– <500]	<200 [<200– <500]	<200 [<200– <500]
New HIV infections (men, 15+)	<500 [<200– <500]	<500 [<200– <500]	<200 [<200– <500]
HIV incidence per 1000 population	0.66 [0.55–0.87]	0.58 [0.42–0.8]	0.51 [0.36–0.75]
AIDS-related deaths			
AIDS-related deaths (all ages)	<100 [<100– <200]	<100 [<100– <200]	<200 [<100– <200]
AIDS-related deaths (0–14)	<100 [<100– <100]	<100 [<100– <100]	<100 [<100– <100]
AIDS-related deaths (women, 15+)	<100 [<100– <100]	<100 [<100– <100]	<100 [<100– <100]
AIDS-related deaths (men, 15+)	<100 [<100– <100]	<100 [<100– <100]	<100 [<100– <100]
People living with HIV			
People living with HIV (all ages)	6700 [6000–7400]	7800 [7000–8700]	8200 [7200–9400]
People living with HIV (0–14)	<500 [<500– <500]	<500 [<500– <500]	<500 [<500– <500]
People living with HIV (women, 15+)	3300 [2900–3700]	3600 [3200–4100]	3800 [3400–4300]
People living with HIV (men, 15+)	3200 [2700–3600]	3800 [3300–4500]	4100 [3500–4800]
HIV prevalence (15–49)	1.5 [1.4–1.7]	1.5 [1.4–1.6]	1.4 [1.3–1.6]

LAWS AND POLICIES

Laws criminalizing the transmission of, non-disclosure of or exposure to HIV transmission	No
Criminalization of sex work among consenting adults	Any criminalization or punitive regulation of sex work
Criminalization of same-sex sexual acts	Yes, imprisonment (14 years - life)
Drug use or possession for personal use is an offence	Possession of drugs for personal use or drug use and/or consumption are specified as criminal offences
Criminalization of transgender people	Neither criminalized nor prosecuted
Laws or policies restricting the entry, stay and residence of people living with HIV	No
Parental consent for adolescents to access HIV testing	...
Spousal consent for married women to access sexual and reproductive health services	No
Mandatory HIV testing for marriage, work or residence permits or for certain groups	No

STIGMA AND DISCRIMINATION

Percentage of women and men aged 15–49 years who report discriminatory attitudes towards people living with HIV	2009	2014
	35.4	29.4

Percentage of people living with HIV denied health services because of their HIV status in the last 12 months

Percentage of people living with HIV who reported a health-care professional told others about their HIV status without their consent

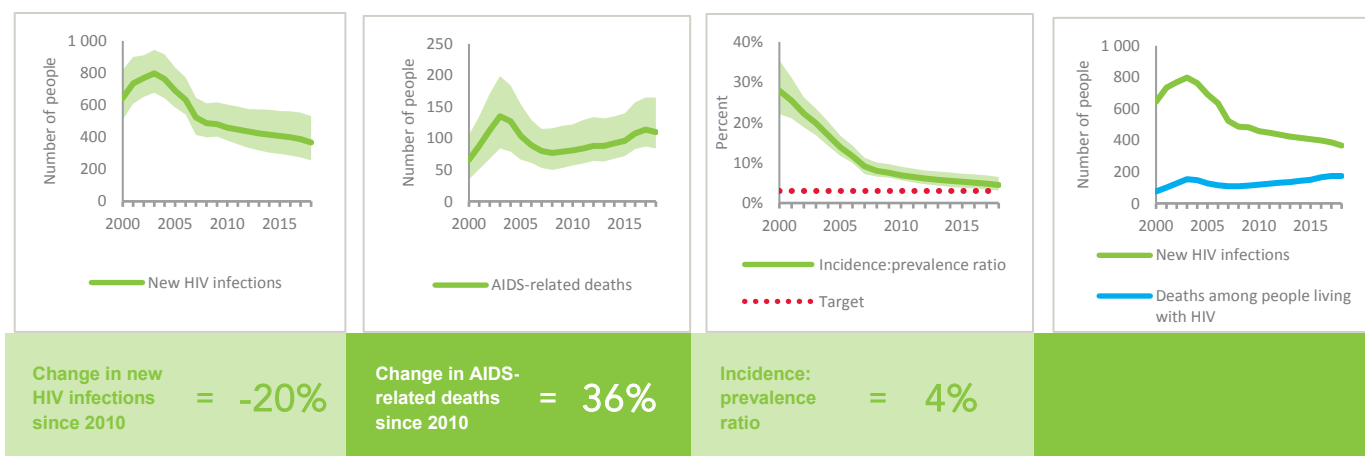
VIOLENCE

Proportion of ever-married or partnered women aged 15–49 years who experienced physical or sexual violence from a male intimate partner in the past 12 months

EXPENDITURES

	Financing sources					Total
	Domestic private	Domestic public	International: PEPFAR	International: Global Fund	International: all others	
Last available report: 2012	\$1 142 925	\$3 347 064	\$21 921 471

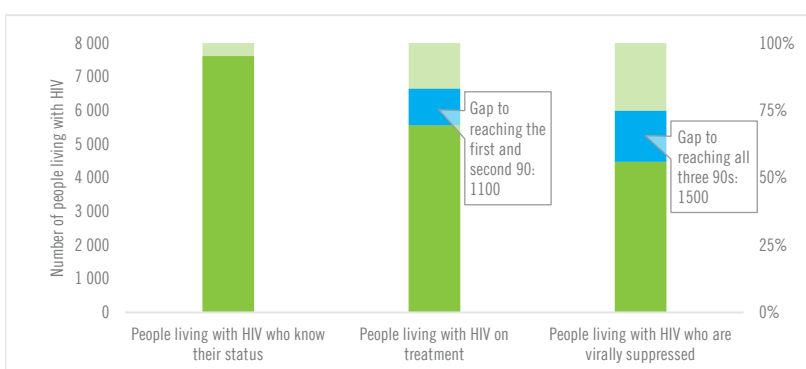
EPIDEMIC TRANSITION METRICS



KEY POPULATIONS

	Sex workers	Gay men and other men who have sex with men	People who inject drugs	Transgender people	Prisoners
Estimated size of population
HIV prevalence	6.1%	4.9%	...	8.4%	1.7%
Know their HIV status
Antiretroviral therapy coverage	81.3%
Condom use	75.7%	64.4%
Coverage of HIV prevention programmes
Avoidance of health care because of stigma and discrimination
Expenditures (0)

HIV TESTING AND TREATMENT CASCADE



	93% [82- >95%]	68% [60-78%] 5600	55% [48-63%]
All ages			
Children (0-14)	38% [31-44%]	38% [31-44%] 110	29% [25-35%]
Women (15+)	95% [84- >95%]	78% [68-88%] 3000	63% [55-71%]
Men (15+)	>95% [81- >95%]	61% [52-71%] 2500	49% [42-57%]

ELIMINATION OF MOTHER-TO-CHILD TRANSMISSION

	2010	2018
Percentage of pregnant women living with HIV accessing antiretroviral medicines	50% [43-58%]	89% [67- >95%]
Early infant diagnosis	22.2% [18.8-25.9%]	61.2% [47.2-81.3%]

HIV COMORBIDITIES

Estimated number of incident tuberculosis cases among people living with HIV (2017)	180 [140-230]
People living with HIV who started TB preventive therapy (2017)	14.2%
Cervical cancer screening of women living with HIV	...
People coinfecting with HIV and hepatitis B virus receiving combined treatment	...
People coinfecting with HIV and hepatitis C virus starting hepatitis C treatment	...

HIV PREVENTION

Adults aged 15+ years with unsuppressed viral load	0.7%
Knowledge of HIV prevention among young people aged 15-24 years (2014)	
— Women	51.5%
— Men	40%
Condom use at last sex with a non-marital, non-cohabiting partner	
— Women	...
— Men	...
Women aged 15-49 years who have their demand for family planning satisfied by modern methods	...
Men aged 15-49 years who are circumcised	Not applicable
Voluntary medical male circumcisions performed according to national standards	Not applicable
People who received PrEP at least once during the reporting period	...
Harm reduction	
— Use of sterile injecting equipment at last injection	...
— Needles and syringes distributed per person who injects	...
— Coverage of opioid substitution therapy	...
— Naloxone available (2019)	No
— Safe injection rooms available (2019)	No

EPIDEMIC ESTIMATES

	2010	2015	2018
New HIV infections			
New HIV infections (all ages)	8800 [7300–11 000]	8000 [6300–10 000]	7300 [5400–11 000]
New HIV infections (0–14)	1500 [1200–1800]	960 [670–1200]	850 [550–1100]
New HIV infections (women, 15+)	4000 [3300–5100]	3900 [2900–5000]	3600 [2600–5100]
New HIV infections (men, 15+)	3300 [2600–4300]	3200 [2400–4400]	2900 [2100–4500]
HIV incidence per 1000 population	0.92 [0.76–1.17]	0.78 [0.61–1.01]	0.69 [0.5–0.99]
AIDS-related deaths			
AIDS-related deaths (all ages)	4900 [3800–6600]	3700 [3000–5000]	2700 [2200–3600]
AIDS-related deaths (0–14)	1100 [830–1300]	590 [<500–760]	520 [<500–680]
AIDS-related deaths (women, 15+)	1900 [1400–2600]	1400 [1000–1800]	970 [760–1300]
AIDS-related deaths (men, 15+)	1900 [1500–2700]	1800 [1400–2500]	1200 [920–1800]
People living with HIV			
People living with HIV (all ages)	140 000 [130 000–160 000]	150 000 [140 000–170 000]	160 000 [140 000–180 000]
People living with HIV (0–14)	12 000 [10 000–14 000]	9700 [7900–11 000]	8700 [7000–9900]
People living with HIV (women, 15+)	72 000 [65 000–81 000]	81 000 [74 000–90 000]	87 000 [79 000–98 000]
People living with HIV (men, 15+)	55 000 [49 000–64 000]	59 000 [54 000–68 000]	62 000 [56 000–72 000]
HIV prevalence (15–49)	2.1 [2–2.3]	2.1 [1.9–2.2]	2 [1.8–2.3]

LAWS AND POLICIES

Laws criminalizing the transmission of, non-disclosure of or exposure to HIV transmission	No
Criminalization of sex work among consenting adults	...
Criminalization of same-sex sexual acts	Laws penalizing same-sex sexual acts have been decriminalized or never existed
Drug use or possession for personal use is an offence	Possession of drugs for personal use or drug use and/or consumption are specified as criminal offences
Criminalization of transgender people	Neither criminalized nor prosecuted
Laws or policies restricting the entry, stay and residence of people living with HIV	No
Parental consent for adolescents to access HIV testing	Yes, for adolescents younger than 16 years
Spousal consent for married women to access sexual and reproductive health services	No
Mandatory HIV testing for marriage, work or residence permits or for certain groups	No

STIGMA AND DISCRIMINATION

	2012	2017
Percentage of women and men aged 15–49 years who report discriminatory attitudes towards people living with HIV	57.7	71.7

Percentage of people living with HIV denied health services because of their HIV status in the last 12 months

Percentage of people living with HIV who reported a health-care professional told others about their HIV status without their consent

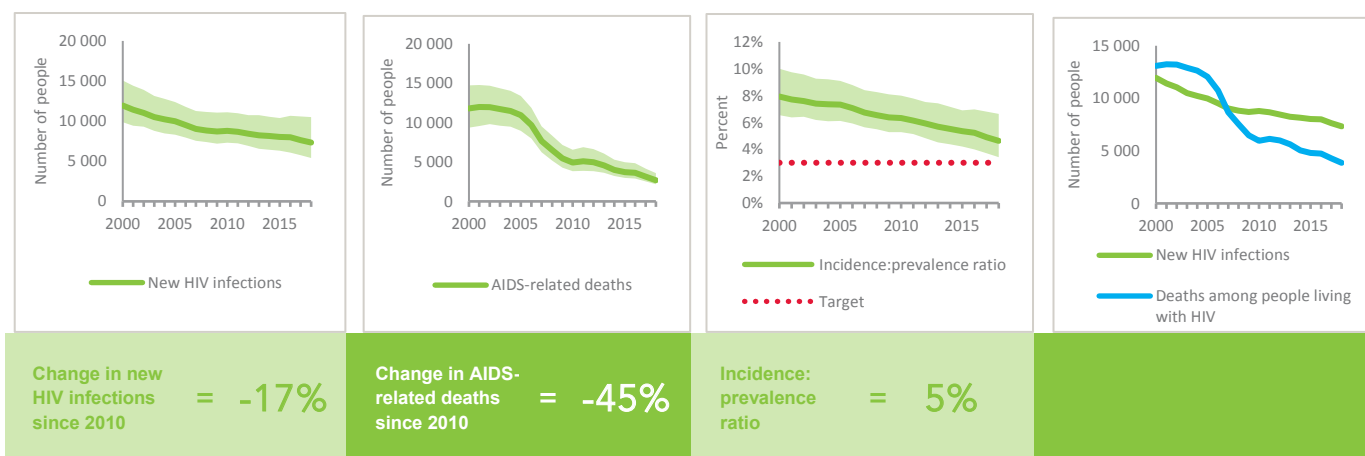
VIOLENCE

	2012	2017
Proportion of ever-married or partnered women aged 15–49 years who experienced physical or sexual violence from a male intimate partner in the past 12 months	14.9	13.9

EXPENDITURES

	Financing sources					Total
	Domestic private	Domestic public	International: PEPFAR	International: Global Fund	International: all others	
Last available report: 2016	...	\$3 968 260	\$111 563 836

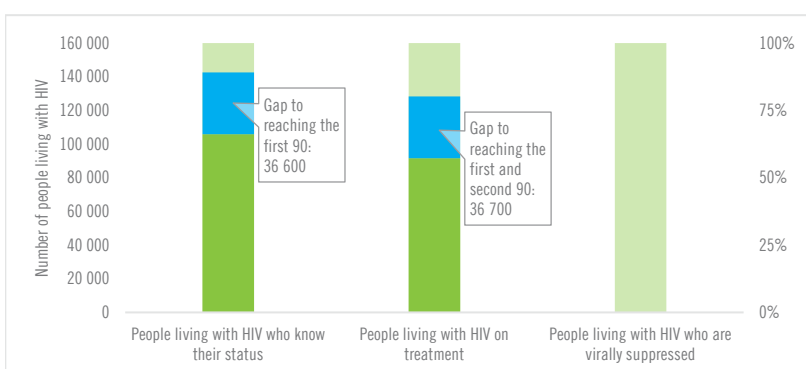
EPIDEMIC TRANSITION METRICS



KEY POPULATIONS

	Sex workers	Gay men and other men who have sex with men	People who inject drugs	Transgender people	Prisoners
Estimated size of population	11 000
HIV prevalence	8.7%	12.9%	2.7%
Know their HIV status	...	69.5%
Antiretroviral therapy coverage	100%
Condom use	89.1%	75.1%
Coverage of HIV prevention programmes
Avoidance of health care because of stigma and discrimination
Expenditures (2016)	\$0	\$0	\$0

HIV TESTING AND TREATMENT CASCADE



	2010	2018
All ages	67% [60–75%] 91 500	58% [52–65%] 3400
Children (0–14)	40% [32–45%]	40% [32–45%]
Women (15+)	74% [66–83%] 55 500	63% [57–71%] 32 600
Men (15+)	61% [55–70%]	52% [47–61%]

ELIMINATION OF MOTHER-TO-CHILD TRANSMISSION

	2010	2018
Percentage of pregnant women living with HIV accessing antiretroviral medicines	39% [32–45%]	83% [67– >95%]
Early infant diagnosis	<1% [<1– <1%]	46.1% [40.0–57.4%]

HIV COMORBIDITIES

Estimated number of incident tuberculosis cases among people living with HIV (2017)	2900 [2200–3700]
People living with HIV who started TB preventive therapy (2017)	...
Cervical cancer screening of women living with HIV	...
People coinfecting with HIV and hepatitis B virus receiving combined treatment	...
People coinfecting with HIV and hepatitis C virus starting hepatitis C treatment	...

HIV PREVENTION

Adults aged 15+ years with unsuppressed viral load	...
Knowledge of HIV prevention among young people aged 15–24 years (2017)	...
— Women	38.3%
— Men	36.2%
Condom use at last sex with a non-marital, non-cohabiting partner (2016)	...
— Women	49.7%
— Men	70.2%
Women aged 15–49 years who have their demand for family planning satisfied by modern methods (2017)	45.4%
Men aged 15–49 years who are circumcised	Not applicable
Voluntary medical male circumcisions performed according to national standards	Not applicable
People who received PrEP at least once during the reporting period	...
Harm reduction	...
— Use of sterile injecting equipment at last injection	...
— Needles and syringes distributed per person who injects	...
— Coverage of opioid substitution therapy	...
— Naloxone available (2019)	No
— Safe injection rooms available (2019)	No

EPIDEMIC ESTIMATES

	2010	2015	2018
New HIV infections			
New HIV infections (all ages)	2400 [2100–2800]	2400 [2000–2900]	2400 [1900–2900]
New HIV infections (0–14)	<100 [<100– <100]	<100 [<100– <100]	<100 [<100– <100]
New HIV infections (women, 15+)	740 [630–870]	740 [610–860]	730 [590–890]
New HIV infections (men, 15+)	1600 [1400–2000]	1600 [1300–2000]	1600 [1300–2100]
HIV incidence per 1000 population	0.87 [0.74–1.01]	0.85 [0.68–1]	0.83 [0.66–1.02]
AIDS-related deaths			
AIDS-related deaths (all ages)	1800 [1500–2100]	1600 [1400–1900]	1500 [1300–1800]
AIDS-related deaths (0–14)	<100 [<100– <100]	<100 [<100– <100]	<100 [<100– <100]
AIDS-related deaths (women, 15+)	<500 [<500– <500]	<500 [<500– <500]	<500 [<500– <500]
AIDS-related deaths (men, 15+)	1400 [1200–1700]	1300 [1100–1600]	1300 [1100–1500]
People living with HIV			
People living with HIV (all ages)	37 000 [32 000–42 000]	39 000 [34 000–44 000]	40 000 [35 000–46 000]
People living with HIV (0–14)	<500 [<500– <500]	<500 [<500– <500]	<500 [<500– <500]
People living with HIV (women, 15+)	12 000 [11 000–14 000]	14 000 [12 000–15 000]	15 000 [13 000–16 000]
People living with HIV (men, 15+)	24 000 [21 000–28 000]	25 000 [21 000–29 000]	25 000 [22 000–29 000]
HIV prevalence (15–49)	2.1 [1.8–2.3]	1.9 [1.7–2.2]	1.9 [1.6–2.1]

LAWS AND POLICIES

Laws criminalizing the transmission of, non-disclosure of or exposure to HIV transmission	No, but prosecutions exist based on general criminal laws
Criminalization of sex work among consenting adults	Any criminalization or punitive regulation of sex work
Criminalization of same-sex sexual acts	Yes, imprisonment (up to 14 years)
Drug use or possession for personal use is an offence	The law allows possession of a certain amount of drugs
Criminalization of transgender people	Neither criminalized nor prosecuted
Laws or policies restricting the entry, stay and residence of people living with HIV	No
Parental consent for adolescents to access HIV testing	Yes, for adolescents younger than 16 years
Spousal consent for married women to access sexual and reproductive health services	No
Mandatory HIV testing for marriage, work or residence permits or for certain groups	No

STIGMA AND DISCRIMINATION

Percentage of women and men aged 15–49 years who report discriminatory attitudes towards people living with HIV **2017**
66.8

Percentage of people living with HIV denied health services because of their HIV status in the last 12 months

Percentage of people living with HIV who reported a health-care professional told others about their HIV status without their consent

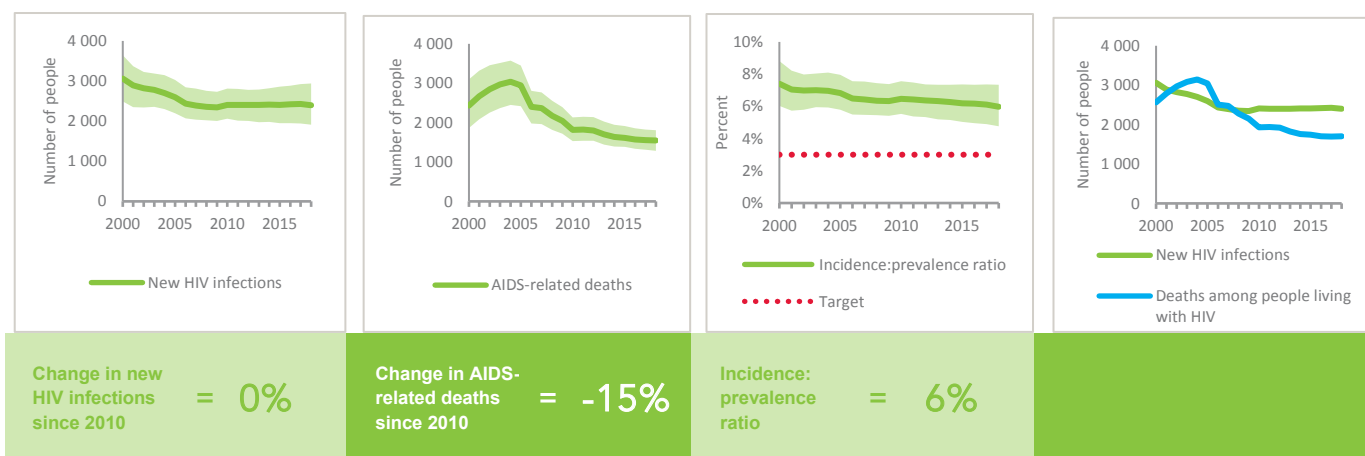
VIOLENCE

Proportion of ever-married or partnered women aged 15–49 years who experienced physical or sexual violence from a male intimate partner in the past 12 months

EXPENDITURES

	Financing sources					Total
	Domestic private	Domestic public	International: PEPFAR	International: Global Fund	International: all others	
Last available report: 2016	\$1 456 785	\$2 750 285	\$3 119 936	\$11 301 865	\$858 868	\$19 487 739

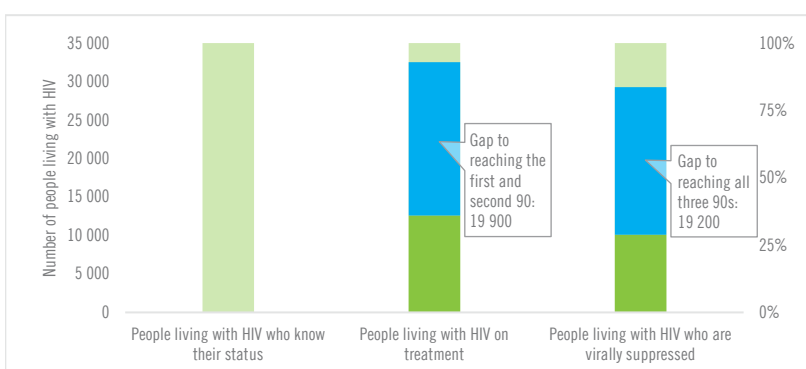
EPIDEMIC TRANSITION METRICS



KEY POPULATIONS

	Sex workers	Gay men and other men who have sex with men	People who inject drugs	Transgender people	Prisoners
Estimated size of population	...	42 000	...	3800	...
HIV prevalence	2.0%	29.8%	...	51.0%	...
Know their HIV status	92.8%	88.2%
Antiretroviral therapy coverage
Condom use	95.0%	68.8%
Coverage of HIV prevention programmes
Avoidance of health care because of stigma and discrimination
Expenditures (2014)	\$101 247	\$521 502	\$0		

HIV TESTING AND TREATMENT CASCADE



	...	31% [27–36%] 12 600	25% [22–29%]
All ages	...% [...–...%]		
Children (0–14)	...% [...–...%]	51% [46–57%] 140	23% [21–26%]
Women (15+)	...% [...–...%]	47% [42–52%] 6800	38% [34–43%]
Men (15+)	...% [...–...%]	22% [19–26%] 5600	18% [15–21%]

ELIMINATION OF MOTHER-TO-CHILD TRANSMISSION

	2010	2018
Percentage of pregnant women living with HIV accessing antiretroviral medicines	>95% [>95–>95%]	>95% [>95–>95%]
Early infant diagnosis	...% [...–...%]	...% [...–...%]

HIV COMORBIDITIES

Estimated number of incident tuberculosis cases among people living with HIV (2017)	38 [29–48]
People living with HIV who started TB preventive therapy (2017)	...
Cervical cancer screening of women living with HIV	...
People coinfectd with HIV and hepatitis B virus receiving combined treatment	...
People coinfectd with HIV and hepatitis C virus starting hepatitis C treatment	...

HIV PREVENTION

Adults aged 15+ years with unsuppressed viral load	1.3%
Knowledge of HIV prevention among young people aged 15–24 years	...
— Women	...
— Men	...
Condom use at last sex with a non-marital, non-cohabiting partner	...
— Women	...
— Men	...
Women aged 15–49 years who have their demand for family planning satisfied by modern methods	...
Men aged 15–49 years who are circumcised	Not applicable
Voluntary medical male circumcisions performed according to national standards	Not applicable
People who received PrEP at least once during the reporting period	...
Harm reduction	
— Use of sterile injecting equipment at last injection	...
— Needles and syringes distributed per person who injects	...
— Coverage of opioid substitution therapy	...
— Naloxone available (2019)	No
— Safe injection rooms available (2019)	No

EPIDEMIC ESTIMATES

	2010	2015	2018
New HIV infections			
New HIV infections (all ages)	<500 [<200– <500]	<500 [<200–520]	<500 [<200–500]
New HIV infections (0–14)	<100 [<100– <100]	<100 [<100– <100]	<100 [<100– <100]
New HIV infections (women, 15+)	<200 [<100– <200]	<200 [<100– <500]	<200 [<100– <500]
New HIV infections (men, 15+)	<200 [<200– <500]	<200 [<200– <500]	<200 [<100– <500]
HIV incidence per 1000 population	0.57 [0.34–0.9]	0.58 [0.33–0.97]	0.49 [0.25–0.91]
AIDS-related deaths			
AIDS-related deaths (all ages)	<200 [<100– <500]	<200 [<100– <500]	<100 [<100– <200]
AIDS-related deaths (0–14)	<100 [<100– <100]	<100 [<100– <100]	<100 [<100– <100]
AIDS-related deaths (women, 15+)	<100 [<100– <100]	<100 [<100– <100]	<100 [<100– <100]
AIDS-related deaths (men, 15+)	<100 [<100– <200]	<100 [<100– <200]	<100 [<100– <200]
People living with HIV			
People living with HIV (all ages)	4600 [3300–6200]	5100 [3600–7200]	5600 [3700–8100]
People living with HIV (0–14)	<200 [<100– <200]	<100 [<100– <200]	<100 [<100– <100]
People living with HIV (women, 15+)	1800 [1300–2500]	2200 [1500–3000]	2400 [1600–3400]
People living with HIV (men, 15+)	2600 [1900–3600]	2900 [2000–4100]	3100 [2100–4500]
HIV prevalence (15–49)	1.4 [1–1.9]	1.4 [0.9–1.9]	1.4 [0.9–2]

LAWS AND POLICIES

Laws criminalizing the transmission of, non-disclosure of or exposure to HIV transmission	...
Criminalization of sex work among consenting adults	...
Criminalization of same-sex sexual acts	Laws penalizing same-sex sexual acts have been decriminalized or never existed
Drug use or possession for personal use is an offence	...
Criminalization of transgender people	...
Laws or policies restricting the entry, stay and residence of people living with HIV	No
Parental consent for adolescents to access HIV testing	...
Spousal consent for married women to access sexual and reproductive health services	...
Mandatory HIV testing for marriage, work or residence permits or for certain groups	...

STIGMA AND DISCRIMINATION

Percentage of women and men aged 15–49 years who report discriminatory attitudes towards people living with HIV

Percentage of people living with HIV denied health services because of their HIV status in the last 12 months

Percentage of people living with HIV who reported a health-care professional told others about their HIV status without their consent

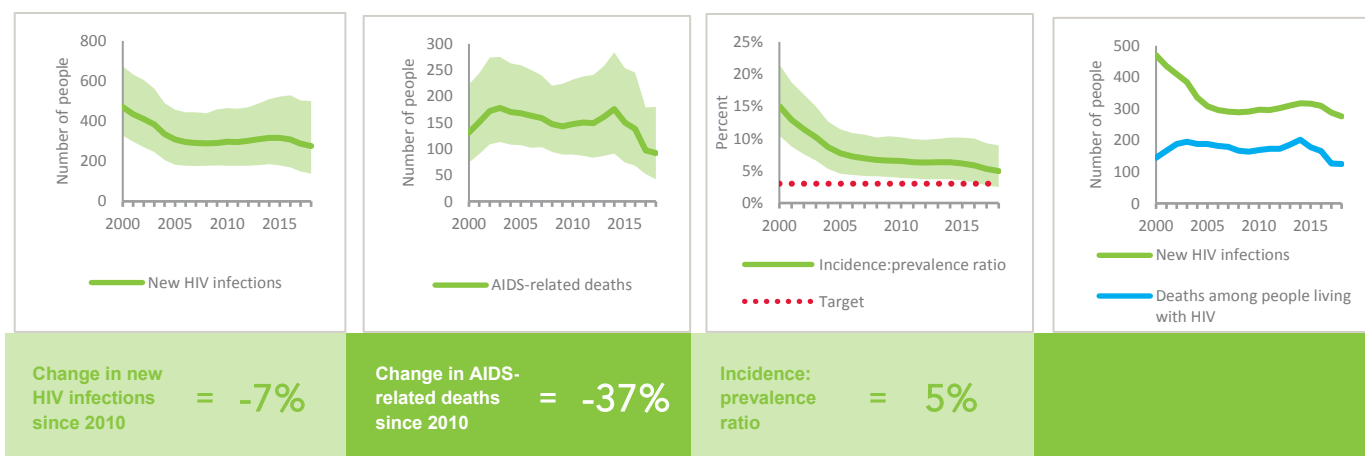
VIOLENCE

Proportion of ever-married or partnered women aged 15–49 years who experienced physical or sexual violence from a male intimate partner in the past 12 months

EXPENDITURES

	Financing sources					Total
	Domestic private	Domestic public	International: PEPFAR	International: Global Fund	International: all others	
Last available report: 2011	\$81 800	\$2 249 605	...	\$1 009 894	\$1 265 510	\$4 674 508

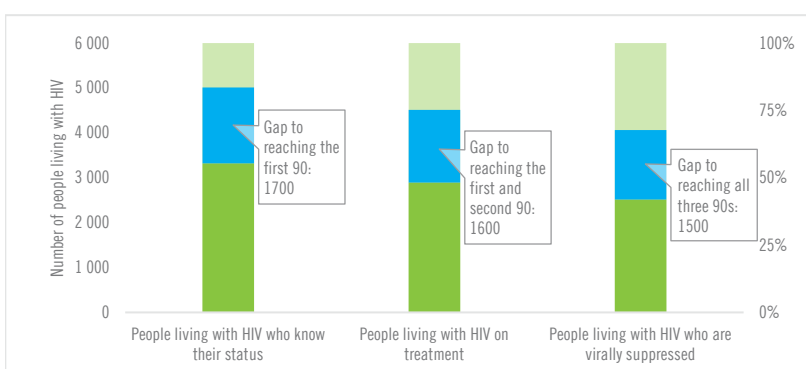
EPIDEMIC TRANSITION METRICS



KEY POPULATIONS

	Sex workers	Gay men and other men who have sex with men	People who inject drugs	Transgender people	Prisoners
Estimated size of population
HIV prevalence	10.3%	16.6%
Know their HIV status	51.0%	97.5%
Antiretroviral therapy coverage
Condom use	90.8%	63.8%
Coverage of HIV prevention programmes	64.1%
Avoidance of health care because of stigma and discrimination
Expenditures (0)

HIV TESTING AND TREATMENT CASCADE



	60% [40–86%]	52% [35–75%] 2900	45% [30–65%]
All ages			
Children (0–14)	82% [51– >95%]	72% [45– >95%] 50	57% [36–82%]
Women (15+)	71% [48– >95%]	62% [41–89%] 1500	54% [36–78%]
Men (15+)	50% [34–73%]	44% [30–63%] 1400	38% [26–55%]

ELIMINATION OF MOTHER-TO-CHILD TRANSMISSION

	2010	2018
Percentage of pregnant women living with HIV accessing antiretroviral medicines	>95% [89– >95%]	>95% [84– >95%]
Early infant diagnosis	14.3% [10.1–20.5%]	...% [...–...%]

HIV COMORBIDITIES

Estimated number of incident tuberculosis cases among people living with HIV (2017)	27 [17–38]
People living with HIV who started TB preventive therapy (2017)	...
Cervical cancer screening of women living with HIV	...
People coinfecting with HIV and hepatitis B virus receiving combined treatment	...
People coinfecting with HIV and hepatitis C virus starting hepatitis C treatment	...

HIV PREVENTION

Adults aged 15+ years with unsuppressed viral load	0.7%
Knowledge of HIV prevention among young people aged 15–24 years	
— Women	...
— Men	...
Condom use at last sex with a non-marital, non-cohabiting partner	
— Women	...
— Men	...
Women aged 15–49 years who have their demand for family planning satisfied by modern methods	...
Men aged 15–49 years who are circumcised	Not applicable
Voluntary medical male circumcisions performed according to national standards	Not applicable
People who received PrEP at least once during the reporting period	...
Harm reduction	
— Use of sterile injecting equipment at last injection	...
— Needles and syringes distributed per person who injects	...
— Coverage of opioid substitution therapy	...
— Naloxone available (2019)	...
— Safe injection rooms available (2019)	...

KEY POPULATIONS

	Sex workers	Gay men and other men who have sex with men	People who inject drugs	Transgender people	Prisoners
Estimated size of population
HIV prevalence	...	26.6%
Know their HIV status
Antiretroviral therapy coverage
Condom use	...	53.3%
Coverage of HIV prevention programmes
Avoidance of health care because of stigma and discrimination
Expenditures (0)

HIV TESTING AND TREATMENT CASCADE



	People living with HIV who know their status	People living with HIV on treatment	People living with HIV who are virally suppressed
All ages	...% [...-...%]	...% [...-...%]	...% [...-...%]
Children (0-14)	...% [...-...%]	...% [...-...%]	...% [...-...%]
Women (15+)	...% [...-...%]	...% [...-...%]	...% [...-...%]
Men (15+)	...% [...-...%]	...% [...-...%]	...% [...-...%]

EXPENDITURES

	Financing sources					Total
	Domestic private	Domestic public	International: PEPFAR	International: Global Fund	International: all others	
Last available report: 2009	\$277 991	\$11 415 268	\$1 408 776	\$13 810 965

HIV COMORBIDITIES

Estimated number of incident tuberculosis cases among people living with HIV (2017)	31 [26-36]
People living with HIV who started TB preventive therapy (2017)	0.5%
Cervical cancer screening of women living with HIV	...
People coinfecting with HIV and hepatitis B virus receiving combined treatment	...
People coinfecting with HIV and hepatitis C virus starting hepatitis C treatment	...

HIV PREVENTION

Adults aged 15+ years with unsuppressed viral load	...
Knowledge of HIV prevention among young people aged 15-24 years	...
— Women	...
— Men	...
Condom use at last sex with a non-marital, non-cohabiting partner	...
— Women	...
— Men	...
Women aged 15-49 years who have their demand for family planning satisfied by modern methods	...
Men aged 15-49 years who are circumcised	Not applicable
Voluntary medical male circumcisions performed according to national standards	Not applicable
People who received PrEP at least once during the reporting period	...
Harm reduction	...
— Use of sterile injecting equipment at last injection	...
— Needles and syringes distributed per person who injects	...
— Coverage of opioid substitution therapy	...
— Naloxone available (2019)	...
— Safe injection rooms available (2019)	...

Note: HIV epidemiological estimates were not available at the time of publication.

LAWS AND POLICIES

Laws criminalizing the transmission of, non-disclosure of or exposure to HIV transmission ...

Criminalization of sex work among consenting adults ...

Criminalization of same-sex sexual acts Laws penalizing same-sex sexual acts have been decriminalized or never existed

Drug use or possession for personal use is an offence ...

Criminalization of transgender people ...

Laws or policies restricting the entry, stay and residence of people living with HIV No

Parental consent for adolescents to access HIV testing ...

Spousal consent for married women to access sexual and reproductive health services ...

Mandatory HIV testing for marriage, work or residence permits or for certain groups ...

STIGMA AND DISCRIMINATION

Percentage of women and men aged 15–49 years who report discriminatory attitudes towards people living with HIV

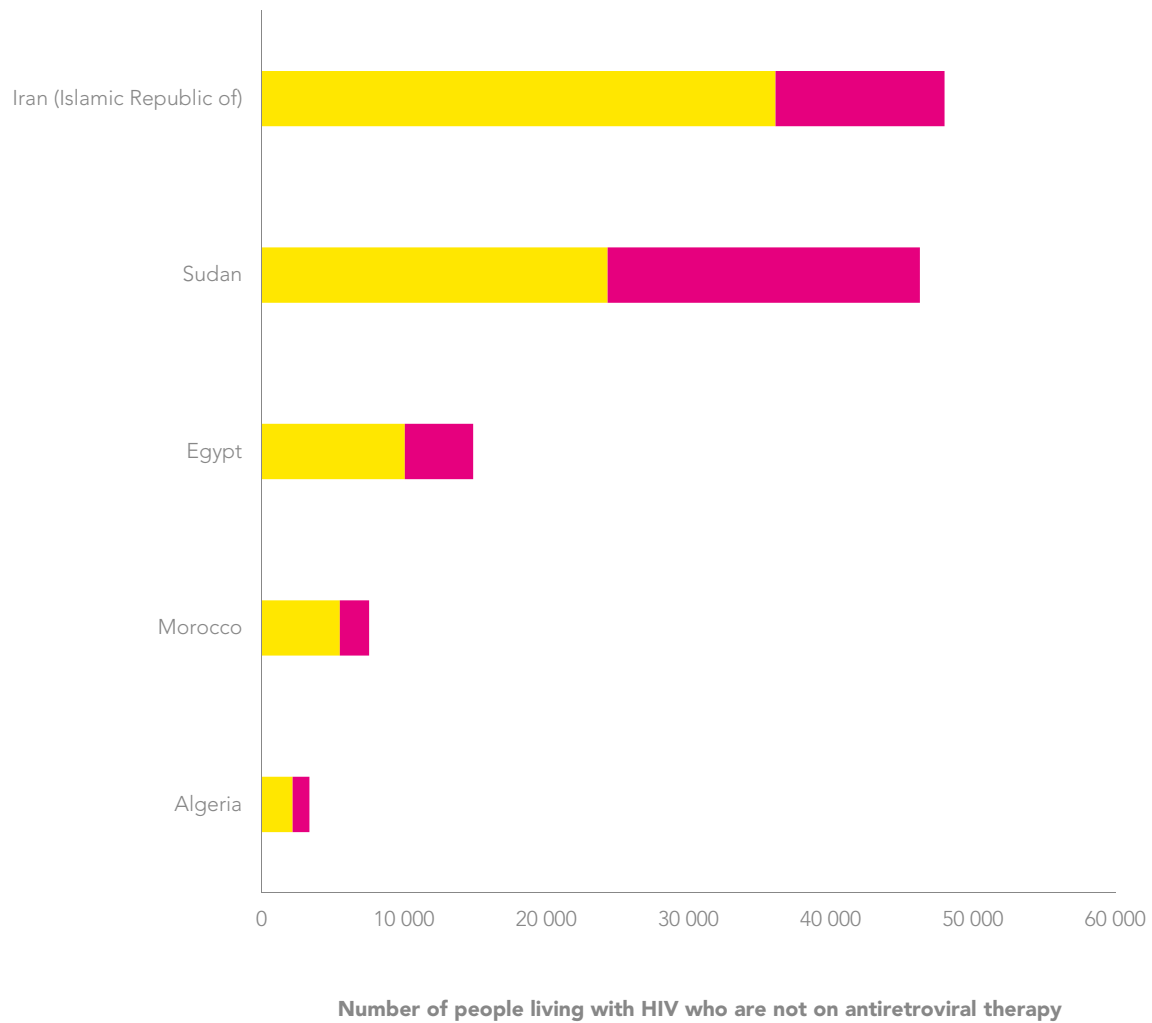
Percentage of people living with HIV denied health services because of their HIV status in the last 12 months

Percentage of people living with HIV who reported a health-care professional told others about their HIV status without their consent

VIOLENCE

Proportion of ever-married or partnered women aged 15–49 years who experienced physical or sexual violence from a male intimate partner in the past 12 months

FIGURE 15.1 Number of people living with HIV who are not on antiretroviral therapy (aged 15 years and over), by sex, high-burden countries in Middle East and North Africa, 2018



■ Males
■ Females

Source: UNAIDS 2019 estimates.

MIDDLE EAST AND NORTH AFRICA

AT A GLANCE

The epidemic in the Middle East and North Africa continues to grow, with a 10% increase in new infections and a 9% increase in the annual number of AIDS-related deaths between 2010 and 2018.

Access to HIV testing, treatment and care in the region is well below the global average. Less than half of people living with HIV are aware of their serostatus, and treatment gaps among men are larger than they are among women in many countries.

The increase in annual new infections is a sign that prevention programmes in many countries are not reaching sufficient numbers of people at high risk of HIV infection. Almost all new HIV infections are among key populations and their sexual partners.

While some countries have made progress in generating and using timely strategic information, increased investment is needed to fill large gaps in the generation and use of data to guide policies and programmes.

HIV prevention and treatment programmes in the Middle East and North Africa are not keeping pace with the region's growing epidemic. The annual number of people acquiring HIV continued to rise in 2018, although some countries with relatively higher burdens—including the Islamic Republic of Iran, Morocco and Somalia—are notable exceptions. Most HIV infections occurred among marginalized and vulnerable populations who are poorly served by HIV and other vital services.

Strengthened political commitment is evident in a few countries, such as Algeria and Morocco, but the region's overall HIV response is well off-track and far from reaching the 90–90–90 targets. In the five countries with the highest HIV burden in the region, 80 000 men and 40 000 women (approximately 70% of adults living with HIV in these countries) were not accessing life-saving antiretroviral therapy in 2018 (Figure 15.1).

Humanitarian emergencies pose an additional challenge. The Middle East and North Africa hosts the largest number of refugees and displaced people in the world due to the protracted emergencies in Libya, the Syrian Arab Republic, Yemen and elsewhere. Efforts to provide integrated HIV and other health services for refugees and other displaced persons are being boosted by approval from the Global Fund to Fight AIDS, Tuberculosis and Malaria (the Global Fund) of a US\$ 36.4 million Middle East Response Grant in December 2018. This grant is focused on addressing HIV, tuberculosis and malaria services in five countries (Iraq, Jordan, Lebanon, the Syrian Arab Republic and Yemen) that are affected by humanitarian crises (1). ■

STATE OF THE EPIDEMIC

FIGURE 15.2 Number of new HIV infections, Middle East and North Africa, 2000–2018

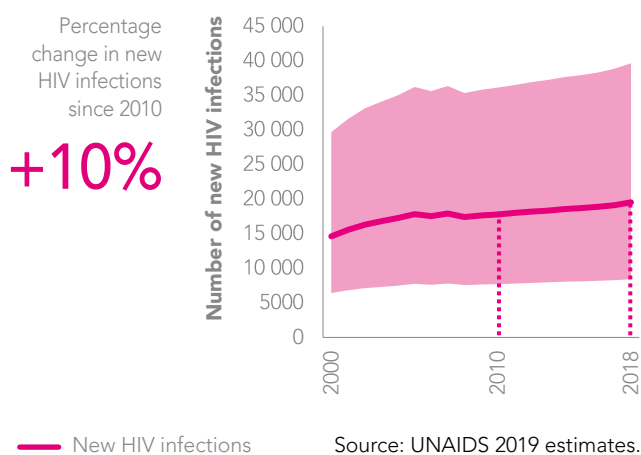


FIGURE 15.3 Number of AIDS-related deaths, Middle East and North Africa, 2000–2018

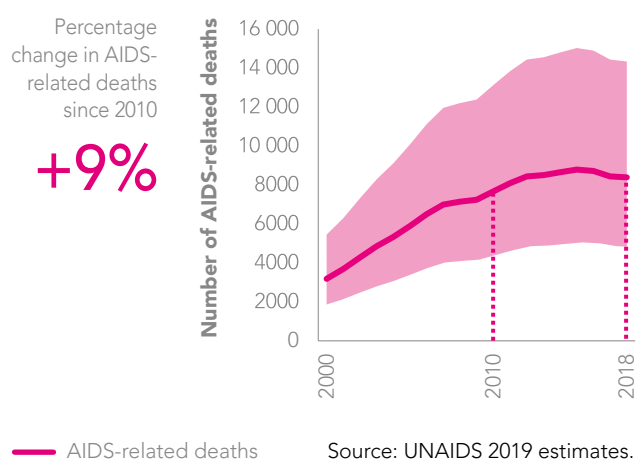
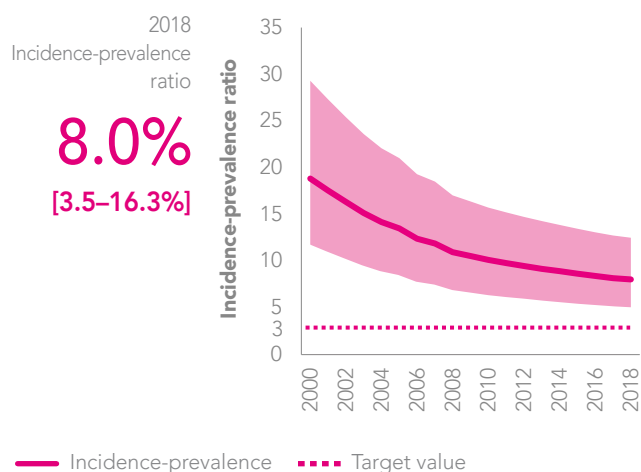


FIGURE 15.4 Incidence-prevalence ratio, Middle East and North Africa, 2000–2018

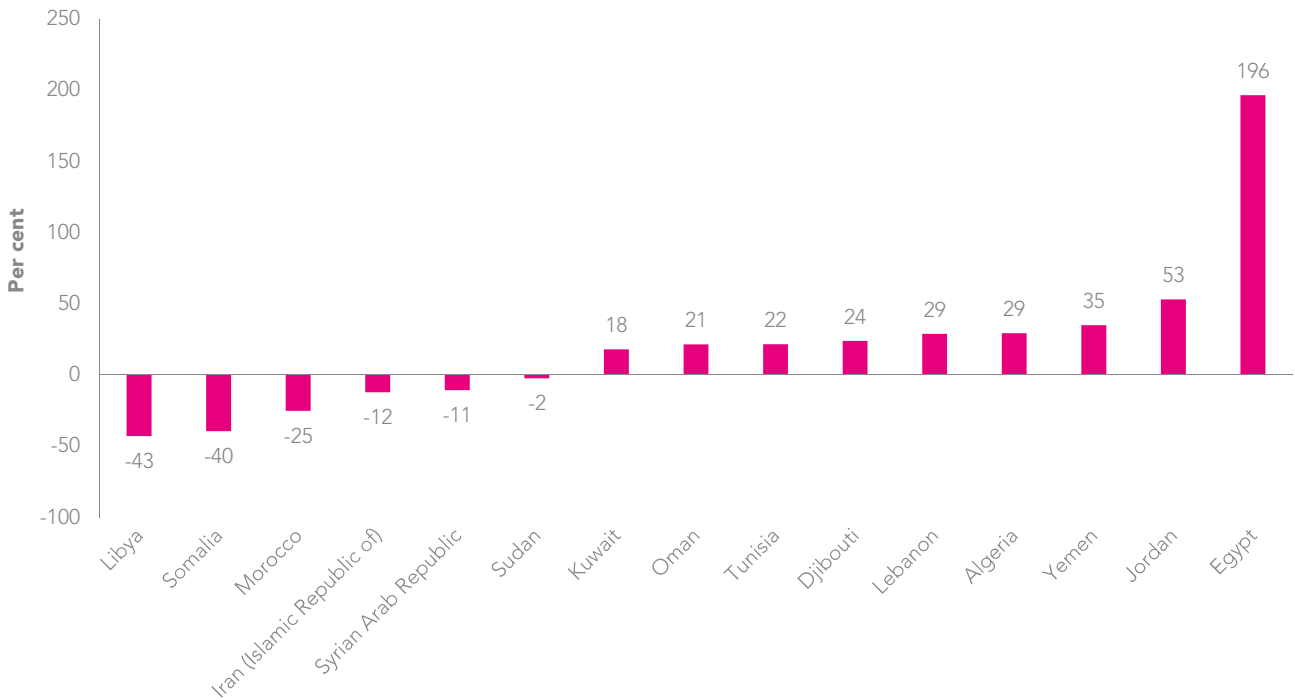


An estimated 20 000 [8 000–40 000] people acquired HIV in the Middle East and North Africa in 2018, a 10% increase compared with 2010 (Figure 15.2). This regional increase hides several successes in the region. Three countries with higher HIV burdens—the Islamic Republic of Iran, Morocco and Somalia—are among the five countries in the region where annual new HIV infections have declined by more than 10% since 2010 (Figure 15.5). In other countries, increases in incidence of more than 20% have occurred, including in Algeria (29%), Yemen (35%), Jordan (53%) and Egypt (196%). More than one third of HIV infections in 2018 were among people who inject drugs, and key populations and their sexual partners accounted for approximately 95% of all new infections in the region (Figure 15.7). HIV services focused on these key populations are scarce, and they often operate in contexts marked by punitive laws and harsh social reproach. HIV prevalence is highest among gay men and other men who have sex with men, among whom it exceeded 5% in half the countries reporting data (Figure 15.6).

Poor access to HIV services for key populations is also reflected in the 9% increase in the annual number of AIDS-related deaths since 2010, which reached an estimated 8000 [5000–14 000] deaths in 2018. The region's incidence-prevalence ratio was 8.0% [3.5–16.3%] in 2018—less than the 10.1% [4.4–20.6%] estimated for 2010, but far from the 3.0% epidemic transition benchmark.

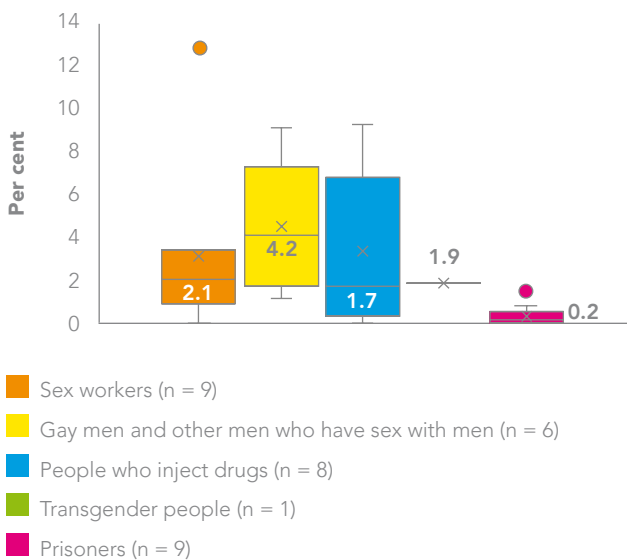
The scant data available on the sizes of key populations reflects the incompleteness of HIV strategic information systems in the Middle East and North Africa. Given that almost all new HIV infections in the region are associated with key populations, this deficiency must be addressed so that more effective and focused HIV programmes can be put into action. ■

FIGURE 15.5 Percentage change in new HIV infections, by country, Middle East and North Africa, 2010–2018



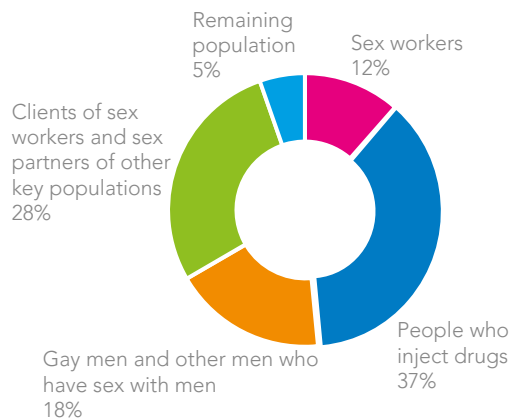
Source: UNAIDS 2019 estimates.

FIGURE 15.6 HIV prevalence among key populations, Middle East and North Africa, 2014–2018



Source: UNAIDS Global AIDS Monitoring, 2014–2018.

FIGURE 15.7 Distribution of new HIV infections (aged 15–49 years), by population group, Middle East and North Africa, 2018



Source: UNAIDS special analysis, 2019.

TABLE 15.1 Estimated size of key populations, Middle East and North Africa, 2018

Country	National adult population (15+)	Sex workers	Sex workers as per cent of adult population (15+)	Gay men and other men who have sex with men	Gay men and other men who have sex with men as per cent of adult population (15+)	People who inject drugs	People who inject drugs as per cent of adult population (15+)	Transgender people	Transgender people as per cent of adult population (15+)	Prisoners	Prisoners as per cent of adult population (15+)
Iran (Islamic Republic of)	62 613 000									210 000	0.34
Kuwait	3 307 000									5200	0.16
Lebanon	4 718 000			17 000	0.35						
Morocco	26 362 000									84 000	0.32
Oman	3 785 000										
Tunisia	8 856 000									22 000	0.25

■ National population size estimate
 ■ Local population size estimate
 ■ Insufficient data
 ■ No data

The regions for which the local population size estimate refers are as follows:

Oman: Samail

Sources: Global AIDS Monitoring, 2018; United Nations, Department of Economic and Social Affairs, Population Division. World population prospects: the 2017 revision. 2018 (custom data acquired via website).



Young men in Algeria review a pamphlet about the HIV epidemic and response in their country.

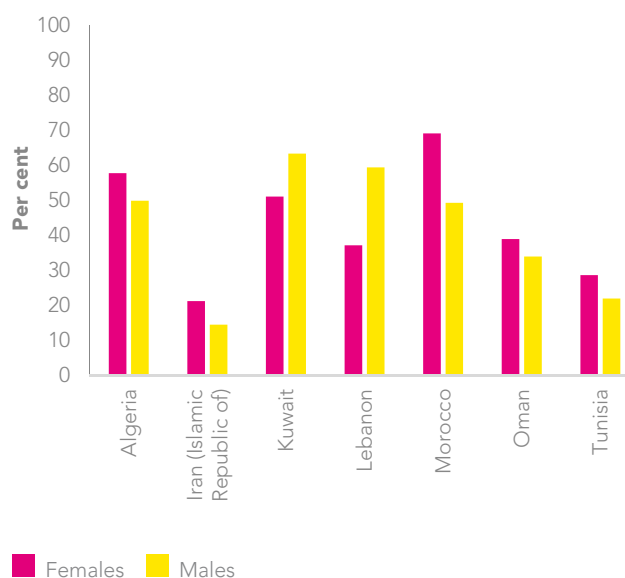
THE CASCADE FROM HIV TESTING TO VIRAL SUPPRESSION

HIV testing, treatment and care programmes in the region are not reaching many people living with HIV, the majority of whom belong to marginalized populations. Less than half (47% [26–80%]) of the estimated 240 000 people living with HIV knew they were HIV-positive, and about one third (32% [18–54%]) of people living with HIV were receiving antiretroviral therapy in 2018, the lowest treatment coverage of any region in the world (Figure 15.9).

A huge gap in the region’s testing and treatment programmes is the first 90: diagnosing people living with HIV. In 2018, the gap to achieving the first 90 was 104 000 people living with HIV. There are some inspiring exceptions: at least 75% of people living with HIV in Algeria, Lebanon and Morocco knew their serostatus (Table 15.2). Focused and user-friendly testing approaches, including community-based testing and self-testing, should be promoted, and key populations and their sexual partners should be made the priority.

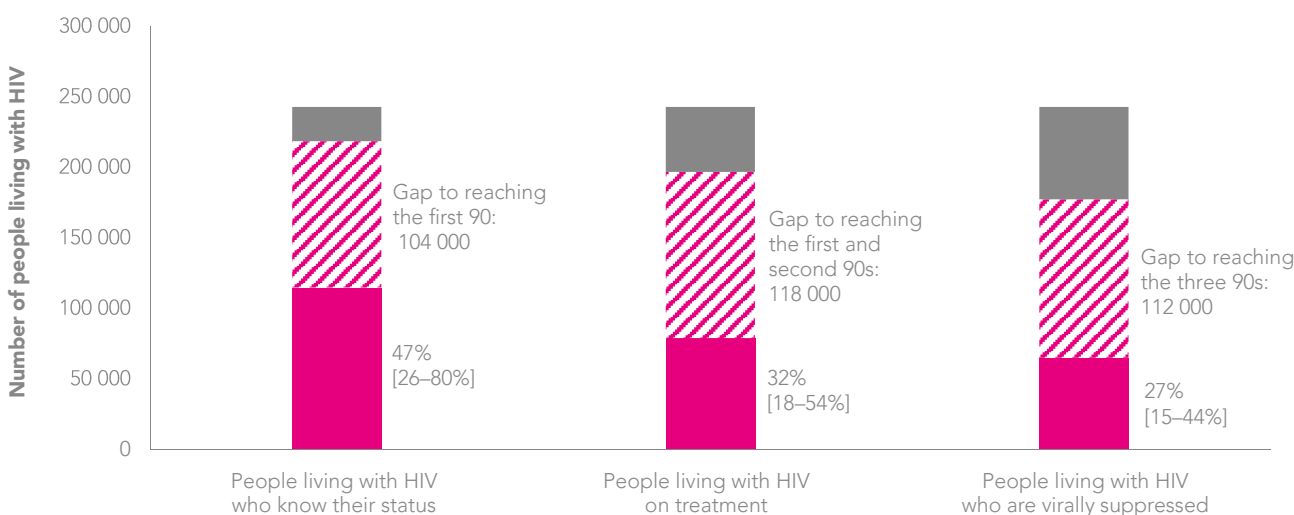
Approximately 79 000 people were accessing antiretroviral therapy in 2018, which meant the gap to the first and second 90s was 118 000 people living with HIV in need of treatment. The estimated 27% [15–44%] of people who had a suppressed viral load in 2018 was an improvement over the 23% [13–38%] estimated for 2017. The fact that more than 80% of people who accessed HIV treatment achieved suppressed viral loads in 2018 is a sign of the kinds of progress that could be made if the gaps in diagnosing people living with HIV and linking them to care are filled. ■

FIGURE 15.8 Viral load suppression among adults (aged 15 years and older) living with HIV, by sex, Middle East and North Africa, 2018



Source: UNAIDS special analysis, 2019.

FIGURE 15.9 HIV testing and treatment cascade, Middle East and North Africa, 2018



Source: UNAIDS special analysis, 2019; see annex on methods for more details.

TABLE 15.2 90–90–90 country scorecard, Middle East and North Africa, 2018

	First 90: percentage of people living with HIV who know their HIV status			Second 90: percentage of people living with HIV who know their status and who are on treatment			Third 90: percentage of people living with HIV on treatment who have suppressed viral loads			Viral load suppression: percentage of people living with HIV who are virally suppressed		
	All ages	Women (15 years and older)	Men (15 years and older)	All ages	Women (15 years and older)	Men (15 years and older)	All ages	Women (15 years and older)	Men (15 years and older)	All ages	Women (15 years and older)	Men (15 years and older)
Middle East and North Africa	47	49	47	69	73	65	82	82	83	27	29	25
Algeria	86	91	81	93	91	91	68	69	68	55	58	50
Bahrain												
Djibouti												
Egypt												
Iran (Islamic Republic of)	36	34	35	57	79	49	82	79	83	17	21	15
Iraq												
Jordan												
Kuwait	67	58	70	92	90	92	>95	>95	>95	60	51	63
Lebanon	91	77	95	66	49	69	92	>95	92	56	37	59
Libya												
Morocco	76	90	64	86	84	84	91	91	91	59	69	49
Occupied Palestinian Territories												
Oman	48	51	47	84	87	83	87	88	87	35	39	34
Qatar				>95	>95	>95	73	77	72			
Saudi Arabia				94	95	95	94	>95	93			
Somalia												
Sudan	27	28	28	56	54	54						
Syrian Arab Republic												
Tunisia							62	58	67	24	29	22
United Arab Emirates												
Yemen												

90–90–90: ■ 90% and above ■ 85–89% ■ 70–84% ■ 50–69% ■ Less than 50%

Viral load suppression: ■ 73% and above ■ 65–72% ■ 40–64% ■ 25–39% ■ Less than 25%

Source: UNAIDS special analysis, 2019.

A COMBINATION APPROACH TO PREVENTION

Levels of viral suppression among people living with HIV are generally too low in the Middle East and North Africa to contribute significantly to the prevention of HIV transmission. Other proven prevention methods, such as consistent condom use during high-risk sex and needle–syringe programmes, should be priorities. However, the low number of countries reporting basic data on prevention services for key populations suggests that the requisite political commitment and urgency is still lacking across much of the region. Fewer than five out of 21 countries reported on most Global AIDS Monitoring prevention indicators for key populations in the past three reporting rounds (Table 15.3).

In a region where more than one third of new HIV infections are associated with injecting drug use,

harm reduction services are essential to prevent HIV transmission. A few countries (i.e., the Islamic Republic of Iran, Lebanon and Morocco) have incorporated harm reduction strategies into their national HIV frameworks, but access to such services remains scant across the region. Civil society organizations provide most of the services that are available, and funding cuts and/or restrictive policies in recent years have led to the closure of services in Egypt and Jordan (2).

Pre-exposure prophylaxis (PrEP) can serve as an additional component of combination prevention strategies in the Middle East and North Africa. Morocco has taken a step in that direction, with between 100 and 300 people using PrEP as part of a programme launched in mid-2017 (3). ■

TABLE 15.3 Number of countries reporting on key population indicators, 2016–2018

Key population prevention indicator	Sex workers	Gay men and other men who have sex with men	People who inject drugs	Transgender people	Prisoners
HIV testing among key populations	5	4	5	0	N/A
Coverage of HIV prevention programmes among key populations	2	1	1	0	N/A
Antiretroviral therapy coverage among people living with HIV in key populations	0	0	1	0	2
Needles–syringes distributed per person who injects drugs	N/A	N/A	3	N/A	N/A
Coverage of opioid substitution therapy	N/A	N/A	2	N/A	2

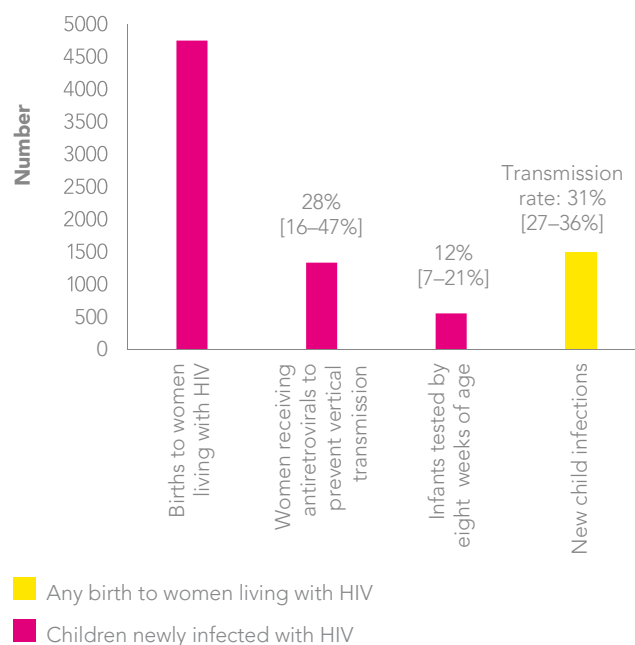
Note: There are a total number of 21 countries in the Middle East and North Africa region.

Source: Global AIDS Monitoring, 2016–2018.

ELIMINATING MOTHER-TO-CHILD TRANSMISSION

Coverage of services for preventing mother-to-child transmission of HIV in the Middle East and North Africa is among the lowest in the world, with only 28% [16–47%] of women living with HIV in the region accessing those services in 2018. Yet service coverage is strikingly higher in countries such as Algeria (74% [69–78%]) and the Islamic Republic of Iran (81% [41–>95%]), where integration of maternal and child health and HIV services is a greater priority. Deeper integration of HIV services in sexual and reproductive health services, maternal and child health services, and gender-based violence programmes is needed, especially for marginalized and vulnerable women. ■

FIGURE 15.10 Cascade of services for preventing vertical transmission, numbers of new HIV infections and transmission rate, Middle East and North Africa, 2018



Source: UNAIDS 2019 estimates; 2019 Global AIDS Monitoring.

A woman in the Islamic Republic of Iran takes a dose of methadone for her opioid substitution therapy.

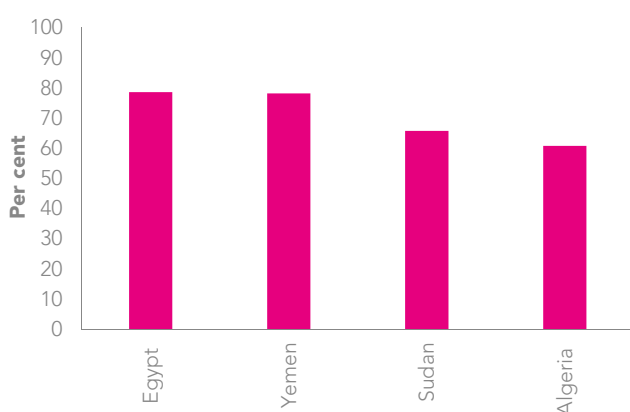


CONFRONTING STIGMA AND DISCRIMINATION

Stigmatizing attitudes and incorrect knowledge about HIV are pervasive in the region. When surveyed, close to 80% of people in Egypt and Yemen, for example, said they would not purchase vegetables from a vendor living with HIV. Stigma and discrimination in health-care settings adds to the difficulties that people face when trying to access services for preventing or managing HIV: it is not uncommon in some countries for people to

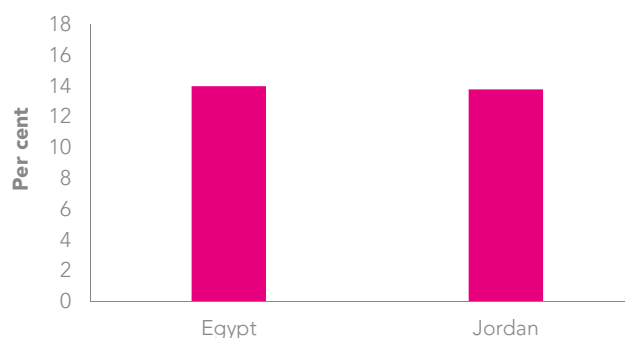
be denied health services due to their HIV status, and breaches of confidentiality are a widespread concern (4, 5). Groups such as MENA-Rosa (a regional network of women living with HIV that provides peer-led support in Algeria, Egypt, Lebanon, Morocco, Tunisia and elsewhere) are working to overcome stigma, improve access to HIV services for women living with and affected by HIV, and protect human rights. ■

FIGURE 15.11 Percentage of men and women aged 15–49 years who would not buy vegetables from a shopkeeper living with HIV, Middle East and North Africa, 2013–2014



Source: Population-based surveys, 2013–2016, countries with available data.

FIGURE 15.12 Percentage of ever-married or partnered women aged 15–49 years who experienced physical and/or sexual violence by an intimate partner in the past 12 months, Middle East and North Africa, most recent data, 2014–2018



Source: Population-based surveys, 2014–2018.

ADDRESSING VIOLENCE AGAINST WOMEN LIVING WITH HIV

Social isolation and violence are near certainties for women living with HIV in the Middle East and North Africa, according to a community-led study in one of the few regions of the world where HIV infections and deaths from AIDS-related illness continue to rise. Led by MENA-Rosa, a regional network of women living with or affected by HIV, the LEARN MENA study conducted community dialogues in seven countries across the region in 2018. Designed and led by women, these dialogues enabled women to share their experiences and explore the underlying causes of violence and HIV in their communities. The women came from all walks of life: more than half were living with HIV (53%), and almost all had experienced violence at some point in their lifetime (6).

The dialogues catalogued numerous examples of women and girls being discriminated against on the basis of their gender—experiences that included early forced marriage, genital mutilation, sexual subjugation and violence. Ninety-five per cent of the women who participated reported that they had been subjected to violence at least once in their lifetime, and 73% had experienced violence in the previous 12 months (6). The personal testimonies of women also revealed extraordinary resilience and mutual support. Community organizations and peer groups are providing a lifeline to women and girls, and findings from the project are helping women advocate for stronger actions that can reduce violence against women.

INVESTING TO END AN EPIDEMIC

Between 2010 and 2018, the total resources available for HIV responses in the Middle East and North Africa remained stable at between US\$ 150 million and US\$ 200 million (in 2016 constant US dollars) (Figure 15.13).¹ Resources available in 2018, however, were just one third of what is needed in the region for reaching the 2020 Fast-Track Targets.

A 4% total increase in resource availability over the eight-year period included a 67% increase in domestic resources, while all international resources decreased. Bilateral resources from the Government of the United States of America decreased by 76%, Global Fund resources decreased by 58%, and funding from all other international channels decreased by 23%. The share of the total HIV resources from domestic resources increased from 48% in 2010 to 77% in 2018.

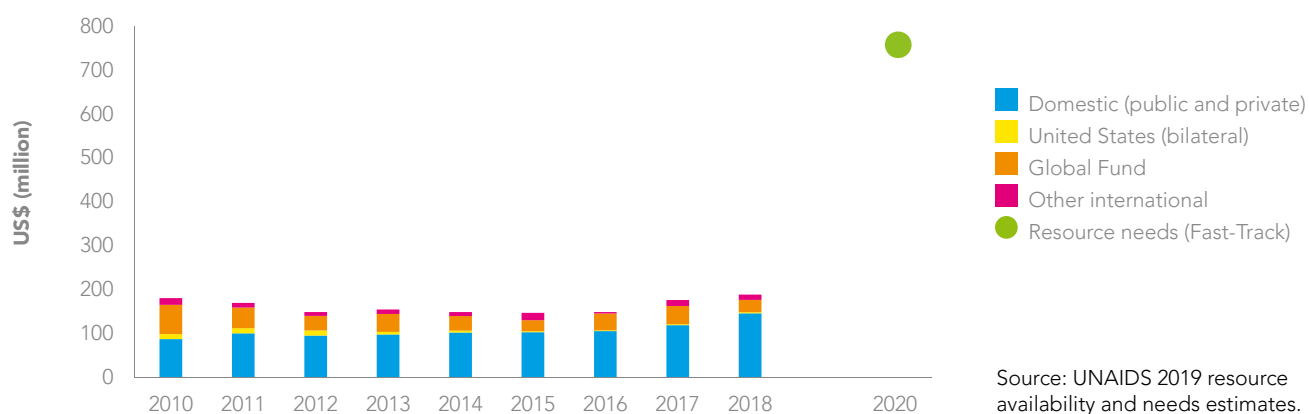
Resource availability increased by 7% between 2017 and 2018 (in 2016 constant US dollars), with domestic

resources increasing by 23% and United States bilateral resources increasing by 15%. However, disbursements from the Global Fund and all other international sources decreased 32% and 10%, respectively, over one year.²

The mix of sources of investment in the national HIV responses in the region varies. Algeria, the Islamic Republic of Iran and Gulf Cooperation Council countries rely mainly on domestic resources.³ Lower income countries—like Djibouti, Somalia, the Sudan and Yemen—depend on external financing from sources such as the Global Fund.

While the Global Fund remains the main supporter of regional networks and civil society organizations in the region, diminishing external resource availability threatens community-led programmes. There is a need for innovative financing modalities—such as social contracting—to ensure the sustainability of prevention programmes that are focused on key populations in the region. ■

FIGURE 15.13 HIV resource availability, by source, Middle East and North Africa, 2010–2018, and projected resource needs by 2020



1 Details on the revised UNAIDS estimates for resource availability in low- and middle-income countries can be found in the Investing to End an Epidemic chapter.

2 The Global Fund disbursements to countries decreased by 20% in 2018 because most funding grants ended in 2017, hence the changes in the level of disbursements.

3 The Gulf Cooperation Council countries are Bahrain, Kuwait, Oman, Qatar, Saudi Arabia and the United Arab Emirates.

REFERENCES

1. Baran C, Garmaise D. Global Fund Board approves \$36 million for Middle East Response. *Aidspace*. 2019;348:14-7 (http://www.aidspace.org/gfo_article/global-fund-board-approves-36-million-middle-east-response, accessed 17 July 2019).
2. Rahimi-Movaghar A, Amin-Esmaili M, Shadloo B, Aaraj E. Assessment of situation and response of drug use and its harms in the Middle East and North Africa. Beirut: Middle East and North Africa Harm Reduction Association; 2018.
3. Country updates: Morocco. In: PrEPWatch [Internet]. AVAC; c2019 (<https://www.prepwatch.org/country/morocco/>, accessed 3 July 2019).
4. Feyissa GT, Lockwood C, Woldie M, Munn Z. Reducing HIV-related stigma and discrimination in healthcare settings: a systematic review of quantitative evidence. *PLoS One*. 2019;14(1):e0211298.
5. Lohiniva AL, Benkirane M, Numair T, Mahdy A, Saleh H, Zahran A et al. HIV stigma intervention in a low-HIV prevalence setting: a pilot study in an Egyptian healthcare facility. *AIDS Care*. 2016;28(5):644-52.
6. International HIV/AIDS Alliance, MENA Rosa, UNAIDS. Linkages between HIV and gender-based violence in the Middle East and North Africa: key findings from the LEARN MENA project. Cairo: UNAIDS; 2018.

EPIDEMIC ESTIMATES

	2010	2015	2018
New HIV infections			
New HIV infections (all ages)	990 [930–1100]	1400 [1300–1500]	1300 [1200–1400]
New HIV infections (0–14)	<100 [<100– <100]	<100 [<100– <100]	<100 [<100– <100]
New HIV infections (women, 15+)	<500 [<500– <500]	600 [560–650]	520 [<500–570]
New HIV infections (men, 15+)	<500 [<500–550]	670 [590–760]	700 [610–800]
HIV incidence per 1000 population	0.03 [0.03–0.03]	0.03 [0.03–0.04]	0.03 [0.03–0.03]
AIDS-related deaths			
AIDS-related deaths (all ages)	<200 [<100– <200]	<200 [<200– <200]	<200 [<200– <200]
AIDS-related deaths (0–14)	<100 [<100– <100]	<100 [<100– <100]	<100 [<100– <100]
AIDS-related deaths (women, 15+)	<100 [<100– <100]	<100 [<100– <100]	<100 [<100– <100]
AIDS-related deaths (men, 15+)	<100 [<100– <100]	<100 [<100– <100]	<100 [<100– <200]
People living with HIV			
People living with HIV (all ages)	7100 [6600–7600]	12 000 [12 000–13 000]	16 000 [15 000–17 000]
People living with HIV (0–14)	<200 [<200– <200]	<500 [<500– <500]	<500 [<500–520]
People living with HIV (women, 15+)	2900 [2700–3100]	5400 [5100–5800]	7000 [6500–7400]
People living with HIV (men, 15+)	4000 [3600–4400]	6600 [5900–7300]	8300 [7500–9200]
HIV prevalence (15–49)	<0.1 [<0.1– <0.1]	<0.1 [<0.1– <0.1]	<0.1 [<0.1– <0.1]

LAWS AND POLICIES

Laws criminalizing the transmission of, non-disclosure of or exposure to HIV transmission	...
Criminalization of sex work among consenting adults	...
Criminalization of same-sex sexual acts	Yes, imprisonment (up to 14 years)
Drug use or possession for personal use is an offence	...
Criminalization of transgender people	...
Laws or policies restricting the entry, stay and residence of people living with HIV	No
Parental consent for adolescents to access HIV testing	...
Spousal consent for married women to access sexual and reproductive health services	...
Mandatory HIV testing for marriage, work or residence permits or for certain groups	...

STIGMA AND DISCRIMINATION

Percentage of women aged 15–49 years who report discriminatory attitudes towards people living with HIV	2013 61
Percentage of people living with HIV denied health services because of their HIV status in the last 12 months	2015 53.3
Percentage of people living with HIV who reported a health-care professional told others about their HIV status without their consent	2015 3.7

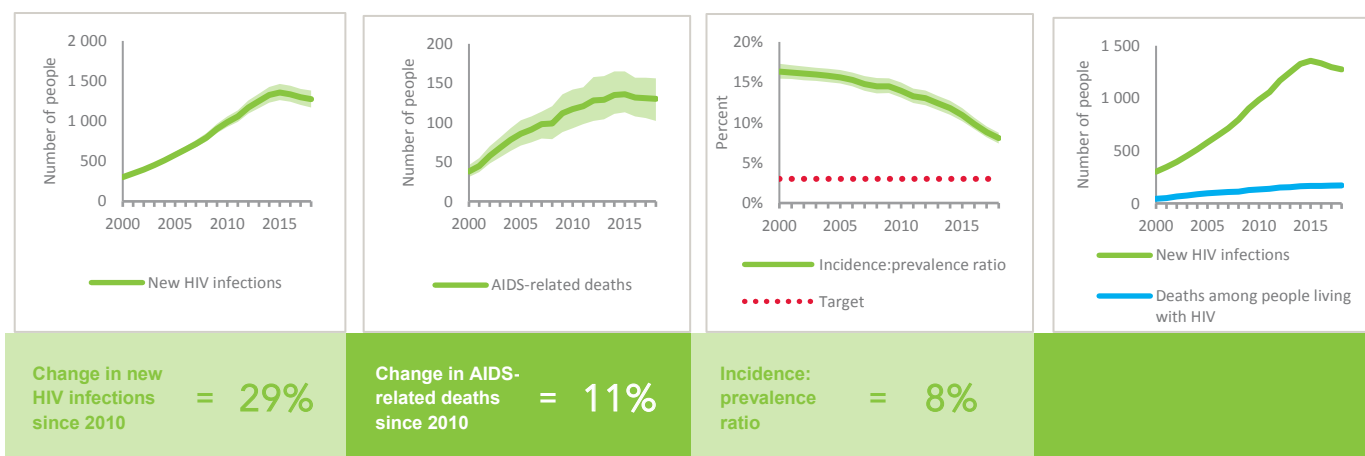
VIOLENCE

Proportion of ever-married or partnered women aged 15–49 years who experienced physical or sexual violence from a male intimate partner in the past 12 months

EXPENDITURES

	Financing sources					Total
	Domestic private	Domestic public	International: PEPFAR	International: Global Fund	International: all others	
Last available report: 2017	\$5 965 415	\$25 360 944	...	\$297 370	\$275 743	\$31 899 471

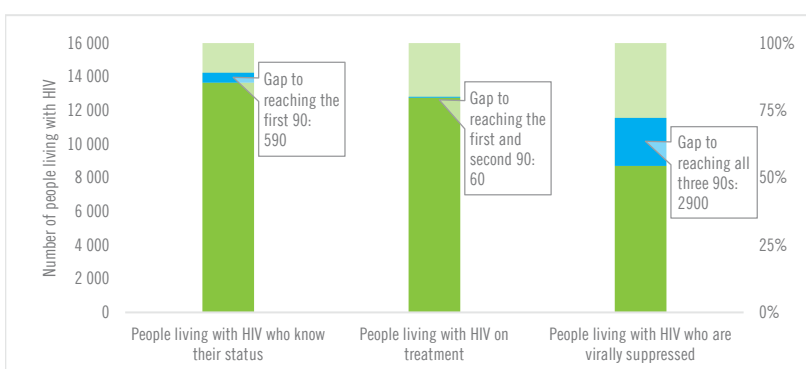
EPIDEMIC TRANSITION METRICS



KEY POPULATIONS

	Sex workers	Gay men and other men who have sex with men	People who inject drugs	Transgender people	Prisoners
Estimated size of population
HIV prevalence	3.5%	2.4%	0.9%
Know their HIV status	27.7%	98.9%	63.2%
Antiretroviral therapy coverage
Condom use	65.3%	53.4%
Coverage of HIV prevention programmes	9.9%	14.3%
Avoidance of health care because of stigma and discrimination	...	68.9%
Expenditures (2017)	\$117 145	\$58 573	\$36 045		

HIV TESTING AND TREATMENT CASCADE



	86% [81–92%]	81% [75–86%] 12 800	55% [51–58%]
All ages			
Children (0–14)	>95% [90–>95%]	>95% [>95–>95%] 770	>95% [94–>95%]
Women (15+)	91% [85–>95%]	83% [78–88%] 5800	58% [54–61%]
Men (15+)	81% [73–89%]	74% [66–81%] 6200	50% [45–55%]

ELIMINATION OF MOTHER-TO-CHILD TRANSMISSION

	2010	2018
Percentage of pregnant women living with HIV accessing antiretroviral medicines	62% [56–68%]	74% [69–78%]
Early infant diagnosis	...% [...–...%]	46.7% [44.5–50.2%]

HIV COMORBIDITIES

Estimated number of incident tuberculosis cases among people living with HIV (2017)	180 [93–290]
People living with HIV who started TB preventive therapy (2017)	...
Women who tested positive for HIV among those screened for cervical cancer (programme data) (2018)	72.2%
People coinfecting with HIV and hepatitis B virus receiving combined treatment (2018)	100%
People coinfecting with HIV and hepatitis C virus starting hepatitis C treatment (2018)	100%

HIV PREVENTION

Adults aged 15+ years with unsuppressed viral load	<0.1%
Knowledge of HIV prevention among young people aged 15–24 years	
— Women	...
— Men	...
Condom use at last sex with a non-marital, non-cohabiting partner	
— Women	...
— Men	...
Women aged 15–49 years who have their demand for family planning satisfied by modern methods	...
Men aged 15–49 years who are circumcised	Not applicable
Voluntary medical male circumcisions performed according to national standards	Not applicable
People who received PrEP at least once during the reporting period	...
Harm reduction	
— Use of sterile injecting equipment at last injection	...
— Needles and syringes distributed per person who injects	...
— Coverage of opioid substitution therapy	...
— Naloxone available (2019)	...
— Safe injection rooms available (2019)	...

EPIDEMIC ESTIMATES

	2010	2015	2018
New HIV infections			
New HIV infections (all ages)	<500 [<500–580]	520 [<500–750]	540 [<500–790]
New HIV infections (0–14)	<200 [<100– <200]	<100 [<100– <200]	<100 [<100– <200]
New HIV infections (women, 15+)	<200 [<200– <500]	<500 [<200– <500]	<500 [<200– <500]
New HIV infections (men, 15+)	<200 [<100– <200]	<200 [<200– <500]	<200 [<200– <500]
HIV incidence per 1000 population	0.53 [0.37–0.7]	0.58 [0.4–0.84]	0.57 [0.35–0.84]
AIDS-related deaths			
AIDS-related deaths (all ages)	630 [500–780]	540 [<500–670]	<500 [<500–550]
AIDS-related deaths (0–14)	<200 [<100– <200]	<100 [<100– <100]	<100 [<100– <100]
AIDS-related deaths (women, 15+)	<500 [<500– <500]	<500 [<200– <500]	<200 [<200– <500]
AIDS-related deaths (men, 15+)	<500 [<200– <500]	<500 [<200– <500]	<200 [<200– <500]
People living with HIV			
People living with HIV (all ages)	9400 [7700–11 000]	8700 [7100–11 000]	8800 [7100–11 000]
People living with HIV (0–14)	1200 [1000–1500]	980 [780–1200]	810 [640–1000]
People living with HIV (women, 15+)	4700 [3700–5700]	4400 [3600–5400]	4600 [3700–5800]
People living with HIV (men, 15+)	3500 [2800–4400]	3300 [2700–4000]	3400 [2700–4300]
HIV prevalence (15–49)	1.6 [1.2–1.9]	1.3 [1–1.6]	1.2 [1–1.5]

LAWS AND POLICIES

Laws criminalizing the transmission of, non-disclosure of or exposure to HIV transmission	Yes
Criminalization of sex work among consenting adults	...
Criminalization of same-sex sexual acts	Laws penalizing same-sex sexual acts have been decriminalized or never existed
Drug use or possession for personal use is an offence	...
Criminalization of transgender people	...
Laws or policies restricting the entry, stay and residence of people living with HIV	No
Parental consent for adolescents to access HIV testing	...
Spousal consent for married women to access sexual and reproductive health services	...
Mandatory HIV testing for marriage, work or residence permits or for certain groups	...

STIGMA AND DISCRIMINATION

Percentage of women and men aged 15–49 years who report discriminatory attitudes towards people living with HIV

Percentage of people living with HIV denied health services because of their HIV status in the last 12 months

Percentage of people living with HIV who reported a health-care professional told others about their HIV status without their consent

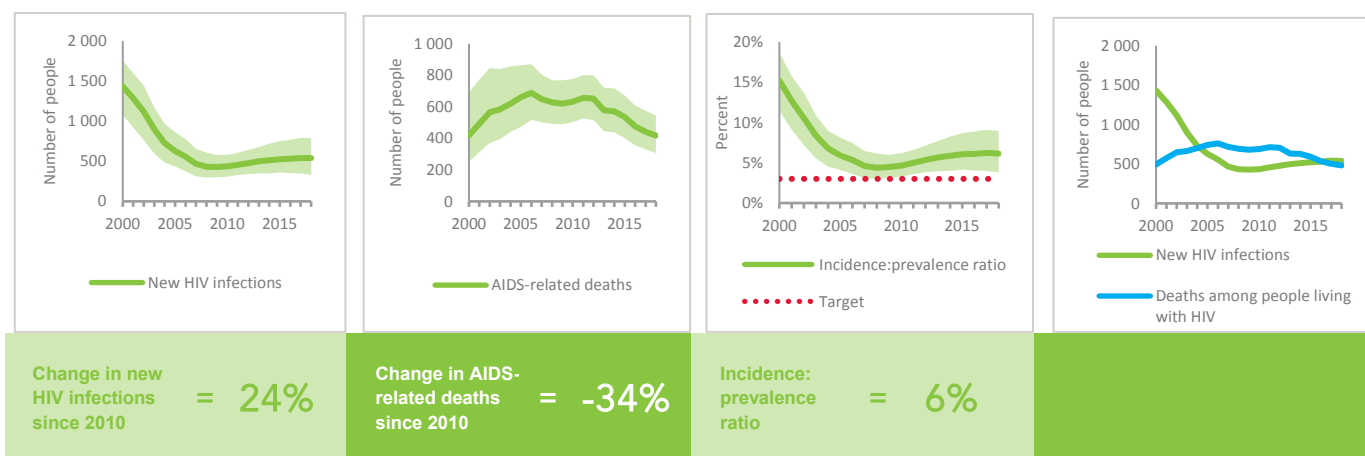
VIOLENCE

Proportion of ever-married or partnered women aged 15–49 years who experienced physical or sexual violence from a male intimate partner in the past 12 months

EXPENDITURES

	Financing sources					Total
	Domestic private	Domestic public	International: PEPFAR	International: Global Fund	International: all others	
Last available report: 2014	...	\$274 426	...	\$1 563 399	\$1 045 940	\$2 883 765

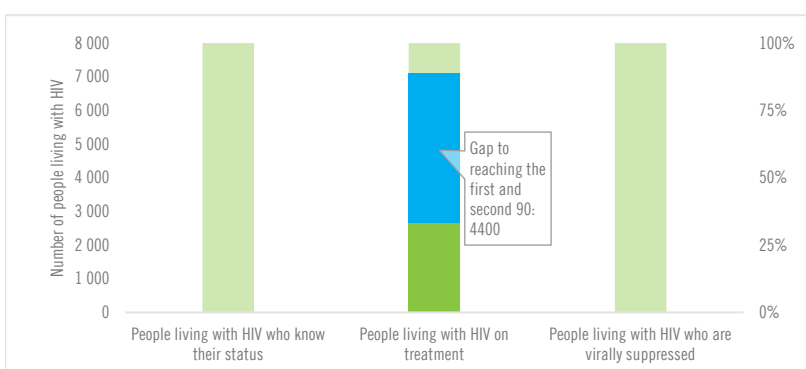
EPIDEMIC TRANSITION METRICS



KEY POPULATIONS

	Sex workers	Gay men and other men who have sex with men	People who inject drugs	Transgender people	Prisoners
Estimated size of population
HIV prevalence	12.9%
Know their HIV status
Antiretroviral therapy coverage
Condom use	66.4%
Coverage of HIV prevention programmes
Avoidance of health care because of stigma and discrimination
Expenditures (0)

HIV TESTING AND TREATMENT CASCADE



	...	30% [25–38%] 2700	...
All ages	...% [...–...%]	30% [25–38%] 2700	...% [...–...%]
Children (0–14)	28% [22–36%]	10% [8–13%] 80	...% [...–...%]
Women (15+)	...% [...–...%]	34% [28–43%] 1600	...% [...–...%]
Men (15+)	...% [...–...%]	30% [24–38%] 1000	...% [...–...%]

ELIMINATION OF MOTHER-TO-CHILD TRANSMISSION

	2010	2018
Percentage of pregnant women living with HIV accessing antiretroviral medicines	12% [9–16%]	30% [22–39%]
Early infant diagnosis	...% [...–...%]	3.4% [2.6–4.5%]

HIV COMORBIDITIES

Estimated number of incident tuberculosis cases among people living with HIV (2017)	120 [94–160]
People living with HIV who started TB preventive therapy (2017)	...
Cervical cancer screening of women living with HIV	...
People coinfecting with HIV and hepatitis B virus receiving combined treatment	...
People coinfecting with HIV and hepatitis C virus starting hepatitis C treatment	...

HIV PREVENTION

Adults aged 15+ years with unsuppressed viral load	...
Knowledge of HIV prevention among young people aged 15–24 years	...
— Women	...
— Men	...
Condom use at last sex with a non-marital, non-cohabiting partner	...
— Women	...
— Men	...
Women aged 15–49 years who have their demand for family planning satisfied by modern methods	...
Men aged 15–49 years who are circumcised	Not applicable
Voluntary medical male circumcisions performed according to national standards	Not applicable
People who received PrEP at least once during the reporting period	...
Harm reduction	...
— Use of sterile injecting equipment at last injection	...
— Needles and syringes distributed per person who injects	...
— Coverage of opioid substitution therapy	...
— Naloxone available (2019)	...
— Safe injection rooms available (2019)	...

EPIDEMIC ESTIMATES

	2010	2015	2018
New HIV infections			
New HIV infections (all ages)	1200 [1100–1300]	2400 [2200–2600]	3600 [3300–3900]
New HIV infections (0–14)	<100 [<100– <100]	<100 [<100– <200]	<200 [<200– <200]
New HIV infections (women, 15+)	<500 [<500– <500]	670 [610–740]	1000 [910–1100]
New HIV infections (men, 15+)	820 [730–920]	1600 [1400–1800]	2400 [2100–2800]
HIV incidence per 1000 population	0.01 [0.01–0.02]	0.03 [0.02–0.03]	0.04 [0.03–0.04]
AIDS-related deaths			
AIDS-related deaths (all ages)	<200 [<200– <500]	<500 [<500– <500]	<500 [<500–500]
AIDS-related deaths (0–14)	<100 [<100– <100]	<100 [<100– <100]	<100 [<100– <100]
AIDS-related deaths (women, 15+)	<100 [<100– <100]	<100 [<100– <200]	<200 [<100– <200]
AIDS-related deaths (men, 15+)	<200 [<100– <200]	<200 [<200– <500]	<500 [<200– <500]
People living with HIV			
People living with HIV (all ages)	6800 [6100–7400]	14 000 [13 000–15 000]	22 000 [20 000–24 000]
People living with HIV (0–14)	<200 [<200– <200]	<500 [<500– <500]	<500 [<500– <500]
People living with HIV (women, 15+)	1900 [1800–2100]	4100 [3800–4500]	6400 [5900–7000]
People living with HIV (men, 15+)	4700 [4200–5300]	9800 [8600–11 000]	15 000 [13 000–17 000]
HIV prevalence (15–49)	<0.1 [<0.1– <0.1]	<0.1 [<0.1– <0.1]	<0.1 [<0.1– <0.1]

LAWS AND POLICIES

Laws criminalizing the transmission of, non-disclosure of or exposure to HIV transmission	No, but prosecutions exist based on general criminal laws
Criminalization of sex work among consenting adults	Any criminalization or punitive regulation of sex work
Criminalization of same-sex sexual acts	No specific legislation
Drug use or possession for personal use is an offence	...
Criminalization of transgender people	Neither criminalized nor prosecuted
Laws or policies restricting the entry, stay and residence of people living with HIV	Yes
Parental consent for adolescents to access HIV testing	Yes, for adolescents younger than 18 years
Spousal consent for married women to access sexual and reproductive health services	No
Mandatory HIV testing for marriage, work or residence permits or for certain groups	No

STIGMA AND DISCRIMINATION

Percentage of women aged 15–49 years who report discriminatory attitudes towards people living with HIV	2005	2014
	87.2	78.8

Percentage of people living with HIV denied health services because of their HIV status in the last 12 months

Percentage of people living with HIV who reported a health-care professional told others about their HIV status without their consent

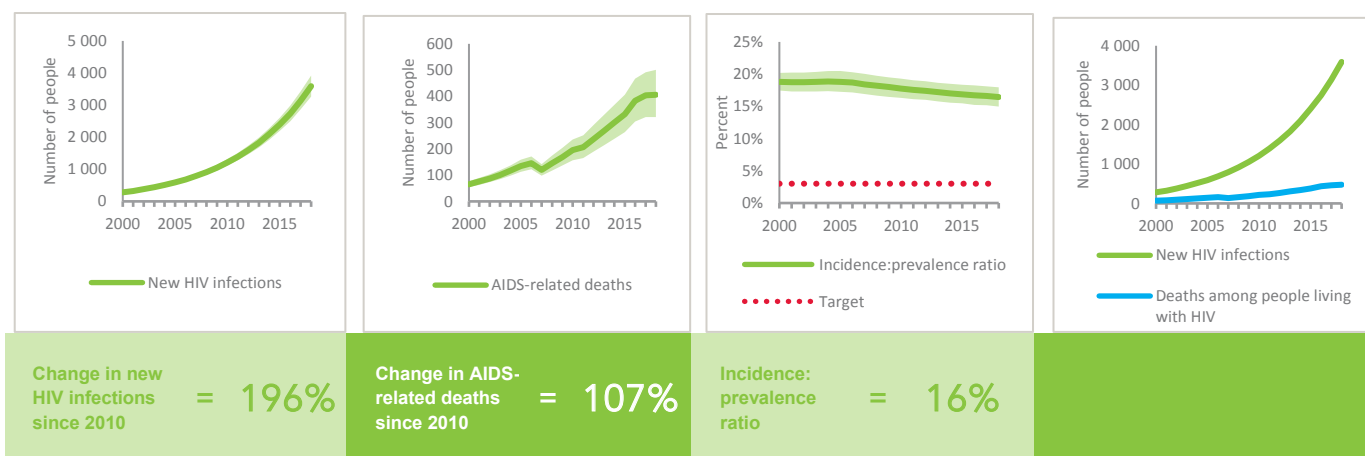
VIOLENCE

Proportion of ever-married or partnered women aged 15–49 years who experienced physical or sexual violence from a male intimate partner in the past 12 months	2014
	14

EXPENDITURES

	Financing sources					Total
	Domestic private	Domestic public	International: PEPFAR	International: Global Fund	International: all others	
Last available report: 2008	\$113 715	\$3 793 463	...	\$1 338 706	\$1 432 081	\$7 652 152

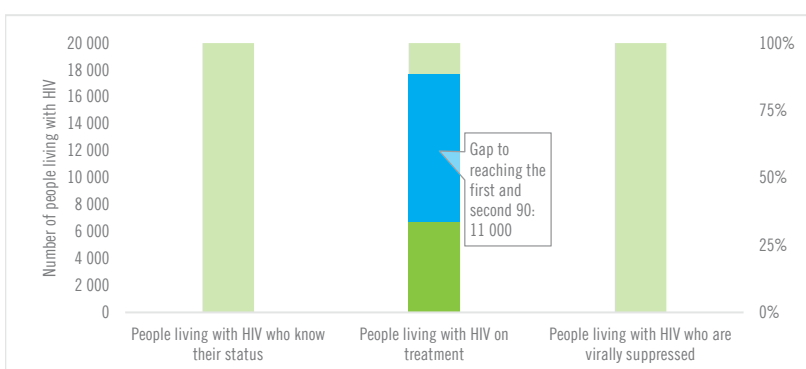
EPIDEMIC TRANSITION METRICS



KEY POPULATIONS

	Sex workers	Gay men and other men who have sex with men	People who inject drugs	Transgender people	Prisoners
Estimated size of population
HIV prevalence	2.8%	6.7%	2.5%
Know their HIV status	...	96.7%	95.4%
Antiretroviral therapy coverage
Condom use	13.9%	38.8%	2.3%
Coverage of HIV prevention programmes
Avoidance of health care because of stigma and discrimination
Expenditures (0)

HIV TESTING AND TREATMENT CASCADE



	2010	2018
Percentage of pregnant women living with HIV accessing antiretroviral medicines	9% [8–10%]	16% [15–18%]
Early infant diagnosis	5.9% [5.2–6.6%]	12.7% [11.5–14.3%]

ELIMINATION OF MOTHER-TO-CHILD TRANSMISSION

	2010	2018
Percentage of pregnant women living with HIV accessing antiretroviral medicines	9% [8–10%]	16% [15–18%]
Early infant diagnosis	5.9% [5.2–6.6%]	12.7% [11.5–14.3%]

HIV COMORBIDITIES

Estimated number of incident tuberculosis cases among people living with HIV (2017)	53 [34–76]
People living with HIV who started TB preventive therapy (2017)	...
Cervical cancer screening of women living with HIV	...
People coinfecting with HIV and hepatitis B virus receiving combined treatment	...
People coinfecting with HIV and hepatitis C virus starting hepatitis C treatment	...

HIV PREVENTION

Adults aged 15+ years with unsuppressed viral load	...
Knowledge of HIV prevention among young people aged 15–24 years (2015)	
— Women	4.1%
— Men	6.6%
Condom use at last sex with a non-marital, non-cohabiting partner	
— Women	...
— Men	...
Women aged 15–49 years who have their demand for family planning satisfied by modern methods (2014)	80%
Men aged 15–49 years who are circumcised	Not applicable
Voluntary medical male circumcisions performed according to national standards	Not applicable
People who received PrEP at least once during the reporting period	...
Harm reduction	
— Use of sterile injecting equipment at last injection (2015)	31.5%
— Needles and syringes distributed per person who injects	...
— Coverage of opioid substitution therapy	...
— Naloxone available (2019)	No
— Safe injection rooms available (2019)	No

EPIDEMIC ESTIMATES

	2010	2015	2018
New HIV infections			
New HIV infections (all ages)	5000 [2800–8400]	4600 [1300–11 000]	4400 [1100–12 000]
New HIV infections (0–14)	<200 [<200– <500]	<200 [<100– <500]	<100 [<100– <500]
New HIV infections (women, 15+)	1000 [600–1900]	1000 [<500–2800]	1000 [<500–3000]
New HIV infections (men, 15+)	3800 [2000–6300]	3400 [1000–8400]	3200 [810–8600]
HIV incidence per 1000 population	0.07 [0.04–0.11]	0.06 [0.02–0.14]	0.05 [0.01–0.15]
AIDS-related deaths			
AIDS-related deaths (all ages)	2400 [1700–3500]	2700 [1800–4200]	2600 [1400–5100]
AIDS-related deaths (0–14)	<100 [<100– <200]	<100 [<100– <200]	<100 [<100– <200]
AIDS-related deaths (women, 15+)	<500 [<500–820]	<500 [<500–810]	<500 [<500–990]
AIDS-related deaths (men, 15+)	1800 [1200–2600]	2100 [1400–3200]	2100 [1100–3900]
People living with HIV			
People living with HIV (all ages)	50 000 [37 000–70 000]	57 000 [36 000–98 000]	61 000 [34 000–120 000]
People living with HIV (0–14)	830 [630–1400]	900 [670–1400]	880 [580–1600]
People living with HIV (women, 15+)	11 000 [8500–16 000]	13 000 [8900–24 000]	15 000 [8900–30 000]
People living with HIV (men, 15+)	38 000 [28 000–53 000]	43 000 [26 000–74 000]	45 000 [24 000–86 000]
HIV prevalence (15–49)	0.1 [<0.1–0.1]	0.1 [<0.1–0.2]	0.1 [<0.1–0.2]

LAWS AND POLICIES

Laws criminalizing the transmission of, non-disclosure of or exposure to HIV transmission	No
Criminalization of sex work among consenting adults	Any criminalization or punitive regulation of sex work
Criminalization of same-sex sexual acts	Yes, death penalty
Drug use or possession for personal use is an offence	Possession of drugs for personal use or drug use and/or consumption are specified as non-criminal offences
Criminalization of transgender people	Neither criminalized nor prosecuted
Laws or policies restricting the entry, stay and residence of people living with HIV	No
Parental consent for adolescents to access HIV testing	Yes, for adolescents younger than 14 years
Spousal consent for married women to access sexual and reproductive health services	No
Mandatory HIV testing for marriage, work or residence permits or for certain groups	Yes

STIGMA AND DISCRIMINATION

Percentage of women and men aged 15–49 years who report discriminatory attitudes towards people living with HIV

Percentage of people living with HIV denied health services because of their HIV status in the last 12 months

Percentage of people living with HIV who reported a health-care professional told others about their HIV status without their consent

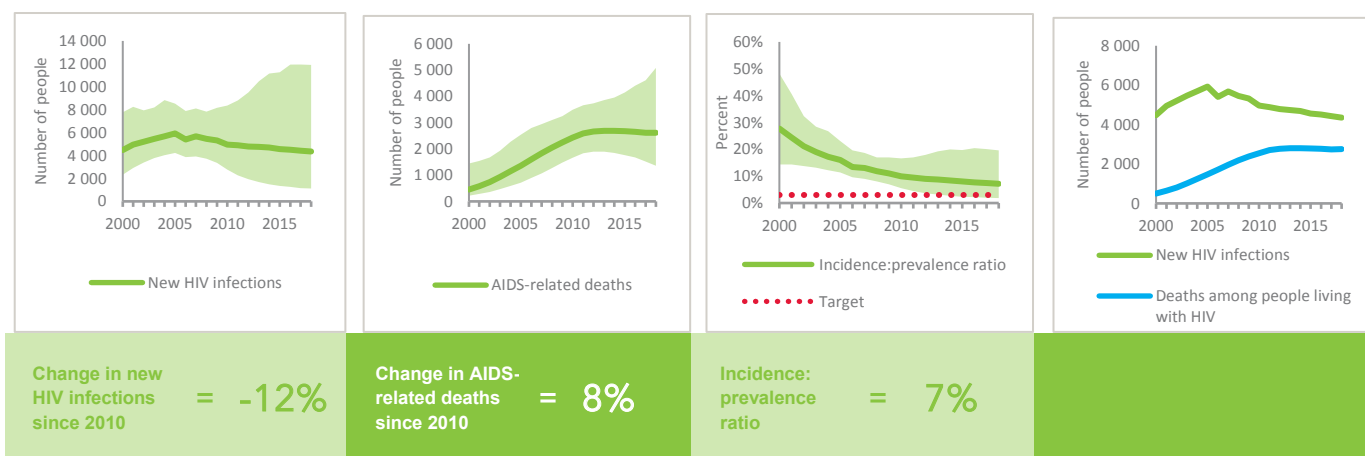
VIOLENCE

Proportion of ever-married or partnered women aged 15–49 years who experienced physical or sexual violence from a male intimate partner in the past 12 months

EXPENDITURES

	Financing sources					Total
	Domestic private	Domestic public	International: PEPFAR	International: Global Fund	International: all others	
Last available report: 2012	\$2 093 938	\$69 420 049	\$74 486 120

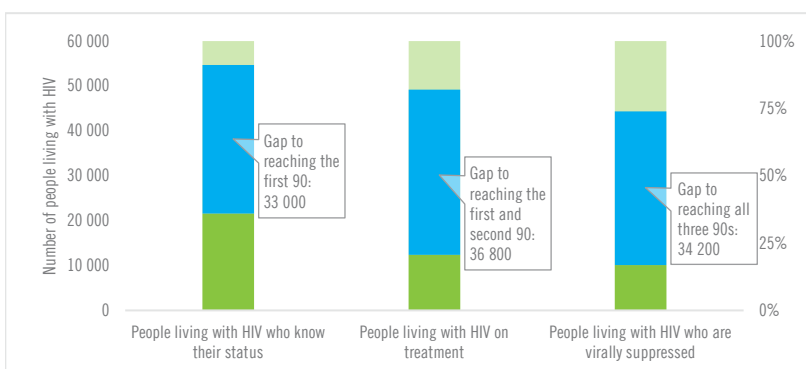
EPIDEMIC TRANSITION METRICS



KEY POPULATIONS

	Sex workers	Gay men and other men who have sex with men	People who inject drugs	Transgender people	Prisoners
Estimated size of population	211 000
HIV prevalence	2.1%	...	9.3%	1.9%	0.8%
Know their HIV status	70.6%
Antiretroviral therapy coverage	16.7%	...	66.1%
Condom use	59.1%	...	41.8%	42.5%	...
Coverage of HIV prevention programmes	30.8%
Avoidance of health care because of stigma and discrimination
Expenditures (0)

HIV TESTING AND TREATMENT CASCADE



	2010	2018
All ages	36% [20–69%] 12 400	20% [11–39%] 12 400
Children (0–14)	70% [46–>95%]	58% [39–>95%] 510
Women (15+)	34% [20–67%]	27% [16–53%] 4100
Men (15+)	35% [19–68%]	17% [9–33%] 7800

ELIMINATION OF MOTHER-TO-CHILD TRANSMISSION

	2010	2018
Percentage of pregnant women living with HIV accessing antiretroviral medicines	15% [12–23%]	81% [41–>95%]
Early infant diagnosis	14.3% [9.4–18.2%]	39.8% [18.1–78.8%]

HIV COMORBIDITIES

Estimated number of incident tuberculosis cases among people living with HIV (2017)	300 [200–430]
People living with HIV who started TB preventive therapy (2017)	10.3%
Women who tested positive for HIV among those screened for cervical cancer (programme data) (2018)	5.9%
People coinfectd with HIV and hepatitis B virus receiving combined treatment (2017)	100%
People coinfectd with HIV and hepatitis C virus starting hepatitis C treatment	...

HIV PREVENTION

Adults aged 15+ years with unsuppressed viral load	<0.1%
Knowledge of HIV prevention among young people aged 15–24 years	...
— Women	...
— Men	...
Condom use at last sex with a non-marital, non-cohabiting partner	...
— Women	...
— Men	...
Women aged 15–49 years who have their demand for family planning satisfied by modern methods	...
Men aged 15–49 years who are circumcised	Not applicable
Voluntary medical male circumcisions performed according to national standards	Not applicable
People who received PrEP at least once during the reporting period	...
Harm reduction	...
— Use of sterile injecting equipment at last injection (2014)	81.6%
— Needles and syringes distributed per person who injects (2018)	48
— Coverage of opioid substitution therapy (2018)	11.7%
— Naloxone available (2019)	Yes
— Safe injection rooms available (2019)	No

EPIDEMIC ESTIMATES

	2010	2015	2018
New HIV infections			
New HIV infections (all ages)	<100 [<100- <100]	<100 [<100- <100]	<100 [<100- <100]
New HIV infections (0–14)	... [...-...]	... [...-...]	... [...-...]
New HIV infections (women, 15+)	<100 [<100- <100]	<100 [<100- <100]	<100 [<100- <100]
New HIV infections (men, 15+)	<100 [<100- <100]	<100 [<100- <100]	<100 [<100- <100]
HIV incidence per 1000 population	<0.01 [<0.01- <0.01]	<0.01 [<0.01- <0.01]	<0.01 [<0.01- <0.01]
AIDS-related deaths			
AIDS-related deaths (all ages)	<100 [<100- <100]	<100 [<100- <100]	<100 [<100- <100]
AIDS-related deaths (0–14)	... [...-...]	... [...-...]	... [...-...]
AIDS-related deaths (women, 15+)	<100 [<100- <100]	<100 [<100- <100]	<100 [<100- <100]
AIDS-related deaths (men, 15+)	<100 [<100- <100]	<100 [<100- <100]	<100 [<100- <100]
People living with HIV			
People living with HIV (all ages)	<200 [<200- <500]	<500 [<500- <500]	<500 [<500- <500]
People living with HIV (0–14)	... [...-...]	... [...-...]	... [...-...]
People living with HIV (women, 15+)	<100 [<100- <100]	<100 [<100- <100]	<100 [<100- <100]
People living with HIV (men, 15+)	<200 [<200- <200]	<500 [<500- <500]	<500 [<500- <500]
HIV prevalence (15–49)	<0.1 [<0.1- <0.1]	<0.1 [<0.1- <0.1]	<0.1 [<0.1- <0.1]

LAWS AND POLICIES

Laws criminalizing the transmission of, non-disclosure of or exposure to HIV transmission	...
Criminalization of sex work among consenting adults	...
Criminalization of same-sex sexual acts	Laws penalizing same-sex sexual acts have been decriminalized or never existed
Drug use or possession for personal use is an offence	...
Criminalization of transgender people	...
Laws or policies restricting the entry, stay and residence of people living with HIV	Yes
Parental consent for adolescents to access HIV testing	...
Spousal consent for married women to access sexual and reproductive health services	...
Mandatory HIV testing for marriage, work or residence permits or for certain groups	...

STIGMA AND DISCRIMINATION

Percentage of women and men aged 15–49 years who report discriminatory attitudes towards people living with HIV

Percentage of people living with HIV denied health services because of their HIV status in the last 12 months

Percentage of people living with HIV who reported a health-care professional told others about their HIV status without their consent

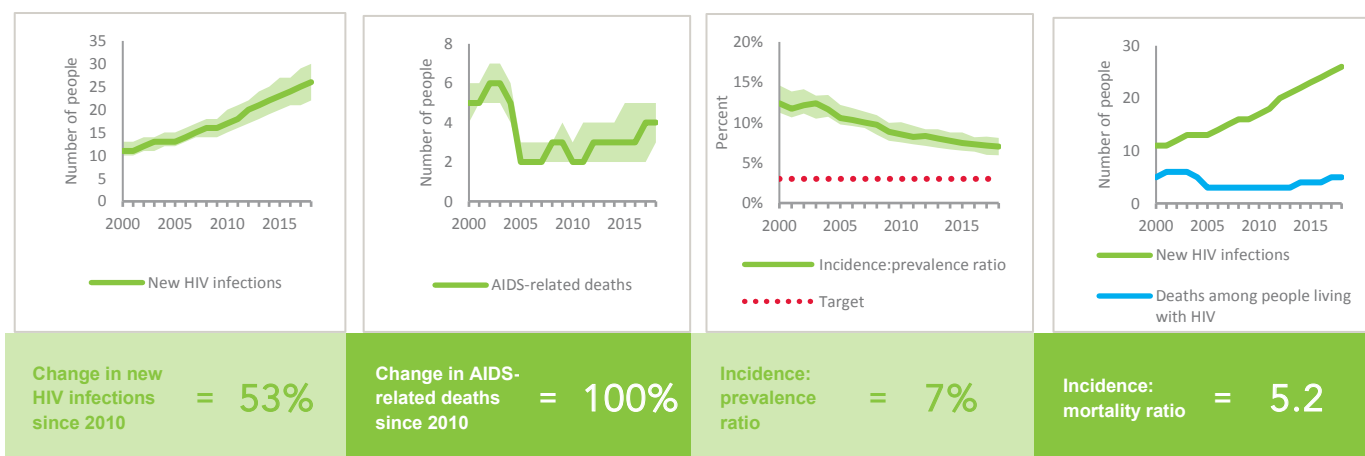
VIOLENCE

	2012	2018
Proportion of ever-married or partnered women aged 15–49 years who experienced physical or sexual violence from a male intimate partner in the past 12 months	14.1	13.8

EXPENDITURES

	Financing sources					Total
	Domestic private	Domestic public	International: PEPFAR	International: Global Fund	International: all others	
Last available report: 2013	...	\$1 000 000	...	\$79 616	...	\$1 079 616

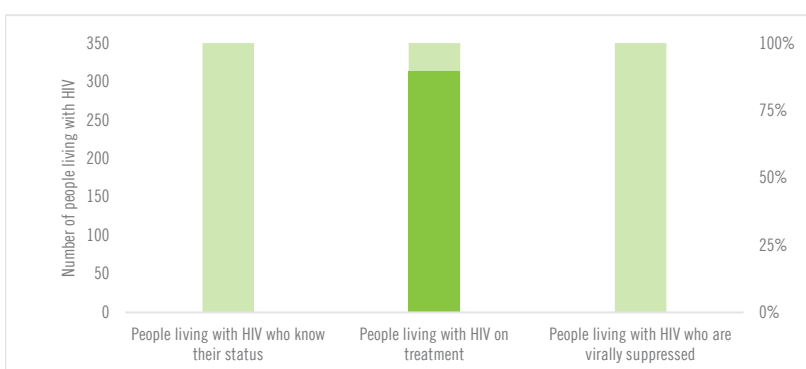
EPIDEMIC TRANSITION METRICS



KEY POPULATIONS

	Sex workers	Gay men and other men who have sex with men	People who inject drugs	Transgender people	Prisoners
Estimated size of population
HIV prevalence	0.0%
Know their HIV status
Antiretroviral therapy coverage
Condom use
Coverage of HIV prevention programmes
Avoidance of health care because of stigma and discrimination
Expenditures (0)

HIV TESTING AND TREATMENT CASCADE



	2010	2018
All ages	...% [...-...%] 84% [76-95%] 310	...% [...-...%]
Children (0-14)	...% [...-...%]% [...-...%]
Women (15+)	...% [...-...%] 75% [68-85%] 50	...% [...-...%]
Men (15+)	...% [...-...%] 87% [78- >95%] 270	...% [...-...%]

ELIMINATION OF MOTHER-TO-CHILD TRANSMISSION

	2010	2018
Percentage of pregnant women living with HIV accessing antiretroviral medicines	...% [...-...%]	...% [...-...%]
Early infant diagnosis	...% [...-...%]	...% [...-...%]

HIV COMORBIDITIES

Estimated number of incident tuberculosis cases among people living with HIV (2017)	0 [0-0]
People living with HIV who started TB preventive therapy (2017)	...
Cervical cancer screening of women living with HIV	...
People coinfectd with HIV and hepatitis B virus receiving combined treatment	...
People coinfectd with HIV and hepatitis C virus starting hepatitis C treatment (2017)	0%

HIV PREVENTION

Adults aged 15+ years with unsuppressed viral load	...
Knowledge of HIV prevention among young people aged 15-24 years (2017)	
— Women	6.6%
— Men	8.1%
Condom use at last sex with a non-marital, non-cohabiting partner	
— Women	...
— Men	...
Women aged 15-49 years who have their demand for family planning satisfied by modern methods	...
Men aged 15-49 years who are circumcised	Not applicable
Voluntary medical male circumcisions performed according to national standards	Not applicable
People who received PrEP at least once during the reporting period	...
Harm reduction	
— Use of sterile injecting equipment at last injection	...
— Needles and syringes distributed per person who injects	...
— Coverage of opioid substitution therapy	...
— Naloxone available (2019)	...
— Safe injection rooms available (2019)	...

EPIDEMIC ESTIMATES

	2010	2015	2018
New HIV infections			
New HIV infections (all ages)	<100 [<100- <100]	<100 [<100- <100]	<100 [<100- <100]
New HIV infections (0–14)	... [...-...]	... [...-...]	... [...-...]
New HIV infections (women, 15+)	<100 [<100- <100]	<100 [<100- <100]	<100 [<100- <100]
New HIV infections (men, 15+)	<100 [<100- <100]	<100 [<100- <100]	<100 [<100- <100]
HIV incidence per 1000 population	0.03 [0.03–0.04]	0.04 [0.03–0.04]	0.04 [0.03–0.04]
AIDS-related deaths			
AIDS-related deaths (all ages)	<100 [<100- <100]	<100 [<100- <100]	<100 [<100- <100]
AIDS-related deaths (0–14)	... [...-...]	... [...-...]	... [...-...]
AIDS-related deaths (women, 15+)	<100 [<100- <100]	<100 [<100- <100]	<100 [<100- <100]
AIDS-related deaths (men, 15+)	<100 [<100- <100]	<100 [<100- <100]	<100 [<100- <100]
People living with HIV			
People living with HIV (all ages)	<500 [<500- <500]	540 [<500–580]	640 [580–700]
People living with HIV (0–14)	... [...-...]	... [...-...]	... [...-...]
People living with HIV (women, 15+)	<200 [<100- <200]	<200 [<200- <200]	<200 [<200- <500]
People living with HIV (men, 15+)	<500 [<500- <500]	<500 [<500- <500]	<500 [<500- <500]
HIV prevalence (15–49)	<0.1 [<0.1- <0.1]	<0.1 [<0.1- <0.1]	<0.1 [<0.1- <0.1]

LAWS AND POLICIES

Laws criminalizing the transmission of, non-disclosure of or exposure to HIV transmission	...
Criminalization of sex work among consenting adults	...
Criminalization of same-sex sexual acts	Yes, imprisonment (up to 14 years)
Drug use or possession for personal use is an offence	...
Criminalization of transgender people	...
Laws or policies restricting the entry, stay and residence of people living with HIV	Yes
Parental consent for adolescents to access HIV testing	...
Spousal consent for married women to access sexual and reproductive health services	...
Mandatory HIV testing for marriage, work or residence permits or for certain groups	...

STIGMA AND DISCRIMINATION

Percentage of women and men aged 15–49 years who report discriminatory attitudes towards people living with HIV

Percentage of people living with HIV denied health services because of their HIV status in the last 12 months

Percentage of people living with HIV who reported a health-care professional told others about their HIV status without their consent

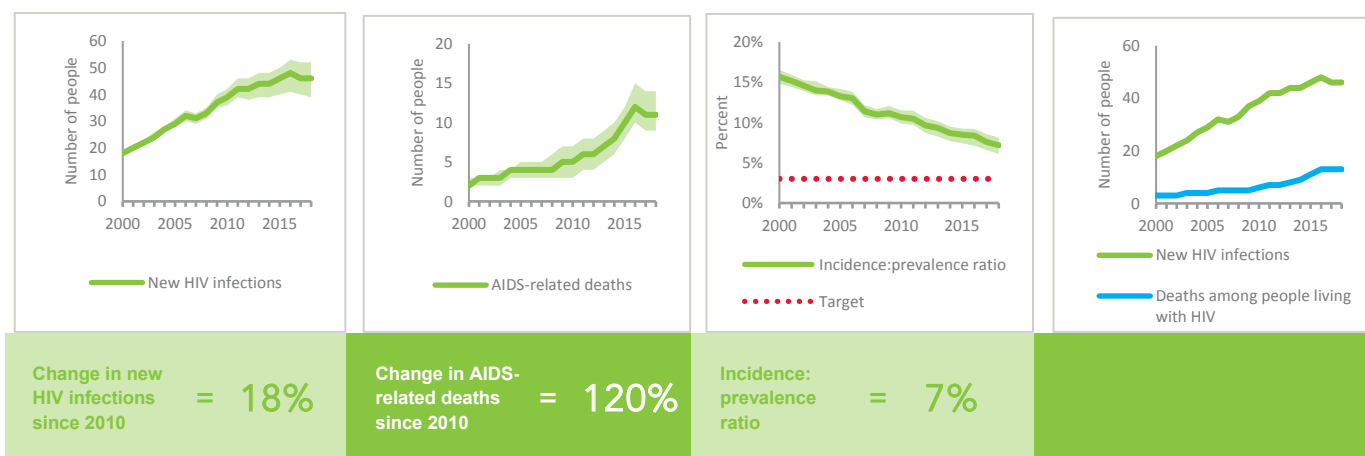
VIOLENCE

Proportion of ever-married or partnered women aged 15–49 years who experienced physical or sexual violence from a male intimate partner in the past 12 months

EXPENDITURES

	Financing sources					Total
	Domestic private	Domestic public	International: PEPFAR	International: Global Fund	International: all others	
Last available report: 2016	...	\$32 383 674	\$32 383 674

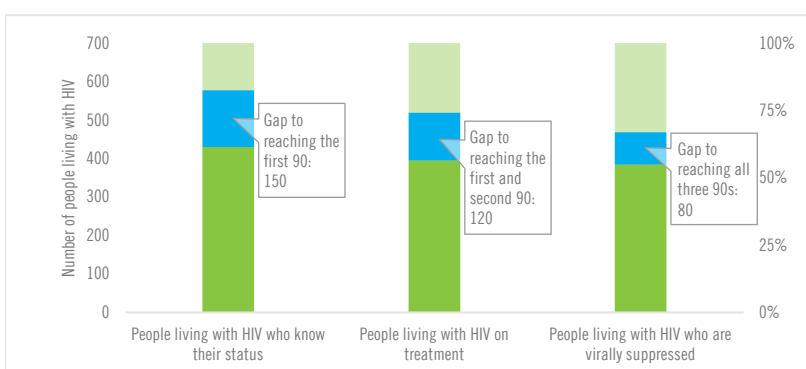
EPIDEMIC TRANSITION METRICS



KEY POPULATIONS

	Sex workers	Gay men and other men who have sex with men	People who inject drugs	Transgender people	Prisoners
Estimated size of population	5200
HIV prevalence	0.1%	...	0.1%
Know their HIV status	100%
Antiretroviral therapy coverage
Condom use
Coverage of HIV prevention programmes
Avoidance of health care because of stigma and discrimination
Expenditures (2016)	\$0	\$0	\$0

HIV TESTING AND TREATMENT CASCADE



	67% [60–73%]	62% [55–67%] 400	60% [54–65%]
All ages	67% [60–73%]	62% [55–67%] 400	60% [54–65%]
Children (0–14)	...% [...–...%]	...% [...–...%]% [...–...%]
Women (15+)	58% [52–64%]	52% [47–57%] 100	51% [46–56%]
Men (15+)	70% [63–76%]	65% [59–71%] 300	63% [57–69%]

ELIMINATION OF MOTHER-TO-CHILD TRANSMISSION

	2010	2018
Percentage of pregnant women living with HIV accessing antiretroviral medicines	...% [...–...%]	...% [...–...%]
Early infant diagnosis	...% [...–...%]	...% [...–...%]

HIV COMORBIDITIES

Estimated number of incident tuberculosis cases among people living with HIV (2017)	5 [3–7]
People living with HIV who started TB preventive therapy (2017)	9.3%
Women who tested positive for HIV among those screened for cervical cancer (programme data) (2017)	65.5%
People coinfecting with HIV and hepatitis B virus receiving combined treatment (2018)	100%
People coinfecting with HIV and hepatitis C virus starting hepatitis C treatment (2018)	0%

HIV PREVENTION

Adults aged 15+ years with unsuppressed viral load	<0.1%
Knowledge of HIV prevention among young people aged 15–24 years	...
— Women	...
— Men	...
Condom use at last sex with a non-marital, non-cohabiting partner	...
— Women	...
— Men	...
Women aged 15–49 years who have their demand for family planning satisfied by modern methods	...
Men aged 15–49 years who are circumcised	Not applicable
Voluntary medical male circumcisions performed according to national standards	Not applicable
People who received PrEP at least once during the reporting period (2018)	41
Harm reduction	...
— Use of sterile injecting equipment at last injection	...
— Needles and syringes distributed per person who injects	...
— Coverage of opioid substitution therapy	...
— Naloxone available (2019)	...
— Safe injection rooms available (2019)	...

EPIDEMIC ESTIMATES

	2010	2015	2018
New HIV infections			
New HIV infections (all ages)	<200 [<100– <200]	<200 [<200– <200]	<200 [<200– <200]
New HIV infections (0–14)	... [...–...]	... [...–...]	... [...–...]
New HIV infections (women, 15+)	<100 [<100– <100]	<100 [<100– <100]	<100 [<100– <100]
New HIV infections (men, 15+)	<100 [<100– <200]	<200 [<100– <200]	<200 [<200– <200]
HIV incidence per 1000 population	0.03 [0.02–0.03]	0.02 [0.02–0.03]	0.02 [0.02–0.03]
AIDS-related deaths			
AIDS-related deaths (all ages)	<100 [<100– <100]	<100 [<100– <100]	<100 [<100– <100]
AIDS-related deaths (0–14)	... [...–...]	... [...–...]	... [...–...]
AIDS-related deaths (women, 15+)	<100 [<100– <100]	<100 [<100– <100]	<100 [<100– <100]
AIDS-related deaths (men, 15+)	<100 [<100– <100]	<100 [<100– <100]	<100 [<100– <100]
People living with HIV			
People living with HIV (all ages)	1600 [1400–1800]	2300 [2000–2500]	2500 [2200–2800]
People living with HIV (0–14)	... [...–...]	... [...–...]	... [...–...]
People living with HIV (women, 15+)	<500 [<500– <500]	<500 [<500– <500]	<500 [<500– <500]
People living with HIV (men, 15+)	1200 [1100–1400]	1800 [1600–2100]	2100 [1800–2300]
HIV prevalence (15–49)	<0.1 [<0.1– <0.1]	<0.1 [<0.1– <0.1]	<0.1 [<0.1– <0.1]

LAWS AND POLICIES

Laws criminalizing the transmission of, non-disclosure of or exposure to HIV transmission	...
Criminalization of sex work among consenting adults	...
Criminalization of same-sex sexual acts	Yes, imprisonment (up to 14 years)
Drug use or possession for personal use is an offence	...
Criminalization of transgender people	...
Laws or policies restricting the entry, stay and residence of people living with HIV	Yes
Parental consent for adolescents to access HIV testing	...
Spousal consent for married women to access sexual and reproductive health services	...
Mandatory HIV testing for marriage, work or residence permits or for certain groups	...

STIGMA AND DISCRIMINATION

Percentage of women and men aged 15–49 years who report discriminatory attitudes towards people living with HIV

Percentage of people living with HIV denied health services because of their HIV status in the last 12 months

Percentage of people living with HIV who reported a health-care professional told others about their HIV status without their consent

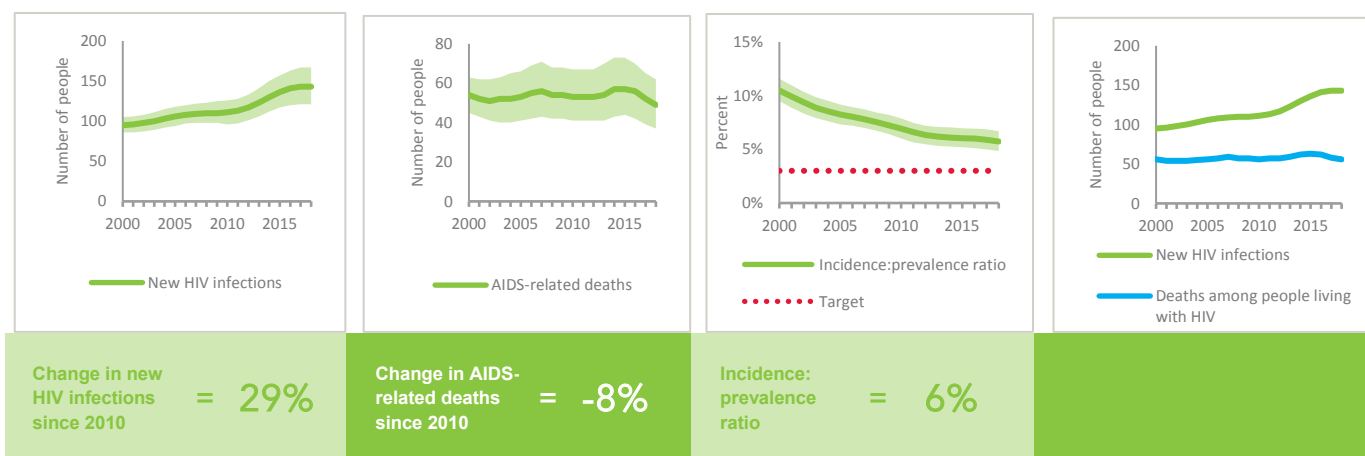
VIOLENCE

Proportion of ever-married or partnered women aged 15–49 years who experienced physical or sexual violence from a male intimate partner in the past 12 months

EXPENDITURES

	Financing sources					Total
	Domestic private	Domestic public	International: PEPFAR	International: Global Fund	International: all others	
Last available report: 2017	\$510 000	\$269 241	\$779 241

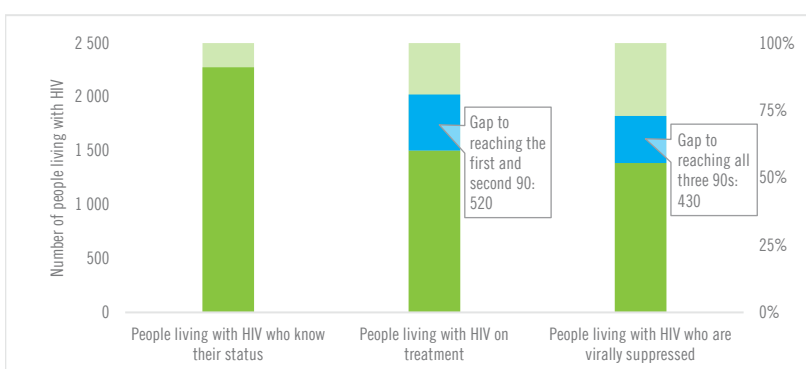
EPIDEMIC TRANSITION METRICS



KEY POPULATIONS

	Sex workers	Gay men and other men who have sex with men	People who inject drugs	Transgender people	Prisoners
Estimated size of population	...	17 000
HIV prevalence	0.0%	12%	0.9%	...	0.1%
Know their HIV status	...	92.3%
Antiretroviral therapy coverage
Condom use	79.2%	44.9%
Coverage of HIV prevention programmes
Avoidance of health care because of stigma and discrimination
Expenditures (2017)	\$0	\$0	\$0

HIV TESTING AND TREATMENT CASCADE



	91% [80– >95%]	60% [53–67%] 1500	56% [49–62%]
All ages			
Children (0–14)	...% [...–...%]	...% [...–...%]% [...–...%]
Women (15+)	77% [69–85%]	37% [33–41%] 150	37% [33–41%]
Men (15+)	95% [83– >95%]	65% [57–73%] 1400	59% [52–67%]

ELIMINATION OF MOTHER-TO-CHILD TRANSMISSION

	2010	2018
Percentage of pregnant women living with HIV accessing antiretroviral medicines	...% [...–...%]	...% [...–...%]
Early infant diagnosis	...% [...–...%]	...% [...–...%]

HIV COMORBIDITIES

Estimated number of incident tuberculosis cases among people living with HIV (2017)	5 [4–6]
People living with HIV who started TB preventive therapy (2017)	0.5%
Cervical cancer screening of women living with HIV	...
People coinfecting with HIV and hepatitis B virus receiving combined treatment	...
People coinfecting with HIV and hepatitis C virus starting hepatitis C treatment (2017)	100%

HIV PREVENTION

Adults aged 15+ years with unsuppressed viral load	<0.1%
Knowledge of HIV prevention among young people aged 15–24 years	
— Women	...
— Men	...
Condom use at last sex with a non-marital, non-cohabiting partner	
— Women	...
— Men	...
Women aged 15–49 years who have their demand for family planning satisfied by modern methods	...
Men aged 15–49 years who are circumcised	Not applicable
Voluntary medical male circumcisions performed according to national standards	Not applicable
People who received PrEP at least once during the reporting period	...
Harm reduction	
— Use of sterile injecting equipment at last injection (2014)	98.5%
— Needles and syringes distributed per person who injects	...
— Coverage of opioid substitution therapy (2015)	49.7%
— Naloxone available (2019)	...
— Safe injection rooms available (2019)	...

EPIDEMIC ESTIMATES

	2010	2015	2018
New HIV infections			
New HIV infections (all ages)	790 [740–850]	610 [560–670]	<500 [<500–500]
New HIV infections (0–14)	<100 [<100– <100]	<100 [<100– <100]	<100 [<100– <100]
New HIV infections (women, 15+)	<500 [<200– <500]	<200 [<200– <200]	<200 [<200– <200]
New HIV infections (men, 15+)	540 [<500–590]	<500 [<500– <500]	<500 [<500– <500]
HIV incidence per 1000 population	0.13 [0.12–0.14]	0.1 [0.09–0.11]	0.07 [0.06–0.08]
AIDS-related deaths			
AIDS-related deaths (all ages)	<100 [<100– <200]	<200 [<100– <200]	<200 [<200– <200]
AIDS-related deaths (0–14)	<100 [<100– <100]	<100 [<100– <100]	<100 [<100– <100]
AIDS-related deaths (women, 15+)	<100 [<100– <100]	<100 [<100– <100]	<100 [<100– <100]
AIDS-related deaths (men, 15+)	<100 [<100– <100]	<100 [<100– <100]	<100 [<100– <200]
People living with HIV			
People living with HIV (all ages)	6100 [5600–6500]	8200 [7400–9000]	9200 [8300–10 000]
People living with HIV (0–14)	<200 [<200– <200]	<500 [<500– <500]	<500 [<500– <500]
People living with HIV (women, 15+)	1700 [1600–1800]	2300 [2100–2500]	2700 [2400–2900]
People living with HIV (men, 15+)	4200 [3900–4600]	5600 [5000–6300]	6300 [5600–7000]
HIV prevalence (15–49)	0.2 [0.1–0.2]	0.2 [0.2–0.2]	0.2 [0.2–0.2]

LAWS AND POLICIES

Laws criminalizing the transmission of, non-disclosure of or exposure to HIV transmission	...
Criminalization of sex work among consenting adults	Any criminalization or punitive regulation of sex work
Criminalization of same-sex sexual acts	Yes, imprisonment (up to 14 years)
Drug use or possession for personal use is an offence	The law allows possession of a certain amount of drugs
Criminalization of transgender people	Both criminalized and prosecuted
Laws or policies restricting the entry, stay and residence of people living with HIV	No
Parental consent for adolescents to access HIV testing	No
Spousal consent for married women to access sexual and reproductive health services	...
Mandatory HIV testing for marriage, work or residence permits or for certain groups	Yes

STIGMA AND DISCRIMINATION

Percentage of women and men aged 15–49 years who report discriminatory attitudes towards people living with HIV

Percentage of people living with HIV denied health services because of their HIV status in the last 12 months

Percentage of people living with HIV who reported a health-care professional told others about their HIV status without their consent

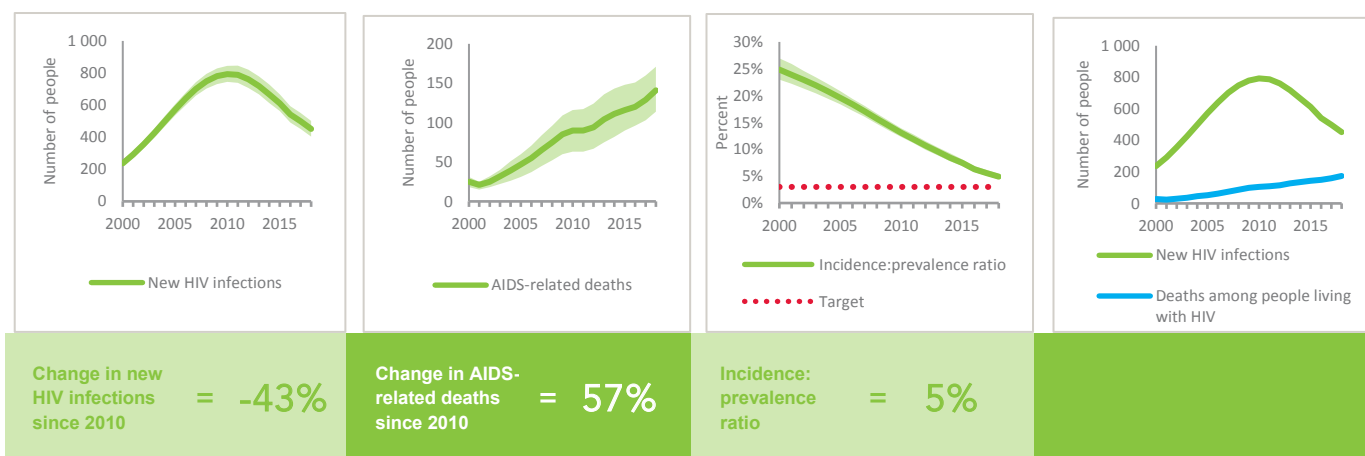
VIOLENCE

Proportion of ever-married or partnered women aged 15–49 years who experienced physical or sexual violence from a male intimate partner in the past 12 months

EXPENDITURES

	Financing sources					Total
	Domestic private	Domestic public	International: PEPFAR	International: Global Fund	International: all others	
Last available report:

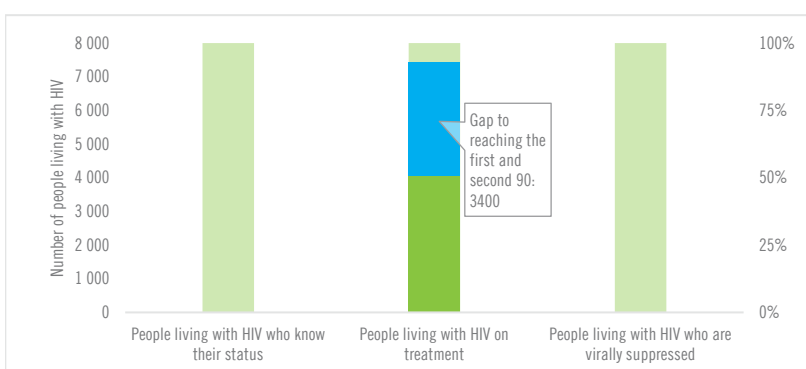
EPIDEMIC TRANSITION METRICS



KEY POPULATIONS

	Sex workers	Gay men and other men who have sex with men	People who inject drugs	Transgender people	Prisoners
Estimated size of population
HIV prevalence
Know their HIV status
Antiretroviral therapy coverage
Condom use
Coverage of HIV prevention programmes
Avoidance of health care because of stigma and discrimination
Expenditures (0)

HIV TESTING AND TREATMENT CASCADE



	...% [...-...%]	44% [40-49%] 4100	...% [...-...%]
All ages	...	44% [40-49%] 4100	...% [...-...%]
Children (0-14)	...	33% [30-35%] 80	...% [...-...%]
Women (15+)	...	47% [43-52%] 1300	...% [...-...%]
Men (15+)	...	43% [38-48%] 2700	...% [...-...%]

ELIMINATION OF MOTHER-TO-CHILD TRANSMISSION

	2010	2018
Percentage of pregnant women living with HIV accessing antiretroviral medicines	0% [0-0%]	63% [56-69%]
Early infant diagnosis	...% [...-...%]	45.1% [41.1-50.5%]

HIV COMORBIDITIES

Estimated number of incident tuberculosis cases among people living with HIV (2017)	65 [41-96]
People living with HIV who started TB preventive therapy (2017)	...
Cervical cancer screening of women living with HIV	...
People coinfectd with HIV and hepatitis B virus receiving combined treatment (2017)	100%
People coinfectd with HIV and hepatitis C virus starting hepatitis C treatment (2017)	100%

HIV PREVENTION

Adults aged 15+ years with unsuppressed viral load	...
Knowledge of HIV prevention among young people aged 15-24 years	...
— Women	...
— Men	...
Condom use at last sex with a non-marital, non-cohabiting partner	...
— Women	...
— Men	...
Women aged 15-49 years who have their demand for family planning satisfied by modern methods	...
Men aged 15-49 years who are circumcised	Not applicable
Voluntary medical male circumcisions performed according to national standards	Not applicable
People who received PrEP at least once during the reporting period	...
Harm reduction	...
— Use of sterile injecting equipment at last injection	...
— Needles and syringes distributed per person who injects	...
— Coverage of opioid substitution therapy	...
— Naloxone available (2019)	...
— Safe injection rooms available (2019)	...

EPIDEMIC ESTIMATES

	2010	2015	2018
New HIV infections			
New HIV infections (all ages)	1200 [850–1800]	1000 [710–1600]	900 [620–1400]
New HIV infections (0–14)	<100 [<100– <200]	<100 [<100– <200]	<100 [<100– <100]
New HIV infections (women, 15+)	<500 [<500–650]	<500 [<500–550]	<500 [<500– <500]
New HIV infections (men, 15+)	700 [<500–1000]	590 [<500–910]	530 [<500–810]
HIV incidence per 1000 population	0.04 [0.03–0.06]	0.03 [0.02–0.05]	0.03 [0.02–0.04]
AIDS-related deaths			
AIDS-related deaths (all ages)	550 [<500–840]	<500 [<500–670]	<500 [<500–600]
AIDS-related deaths (0–14)	<100 [<100– <100]	<100 [<100– <100]	<100 [<100– <100]
AIDS-related deaths (women, 15+)	<200 [<200– <500]	<100 [<100– <200]	<100 [<100– <200]
AIDS-related deaths (men, 15+)	<500 [<500–510]	<500 [<200– <500]	<500 [<200– <500]
People living with HIV			
People living with HIV (all ages)	17 000 [13 000–22 000]	20 000 [16 000–26 000]	21 000 [17 000–28 000]
People living with HIV (0–14)	<500 [<500–580]	510 [<500–710]	560 [<500–770]
People living with HIV (women, 15+)	6500 [5300–8500]	7800 [6300–10 000]	8500 [6900–11 000]
People living with HIV (men, 15+)	9800 [7700–13 000]	11 000 [8800–15 000]	12 000 [9400–16 000]
HIV prevalence (15–49)	<0.1 [<0.1–0.1]	<0.1 [<0.1–0.1]	<0.1 [<0.1–0.1]

LAWS AND POLICIES

Laws criminalizing the transmission of, non-disclosure of or exposure to HIV transmission	No
Criminalization of sex work among consenting adults	Any criminalization or punitive regulation of sex work
Criminalization of same-sex sexual acts	Yes, imprisonment (up to 14 years)
Drug use or possession for personal use is an offence	Possession of drugs for personal use or drug use and/or consumption are specified as criminal offences
Criminalization of transgender people	Both criminalized and prosecuted
Laws or policies restricting the entry, stay and residence of people living with HIV	No
Parental consent for adolescents to access HIV testing	Yes, for adolescents younger than 18 years
Spousal consent for married women to access sexual and reproductive health services	No
Mandatory HIV testing for marriage, work or residence permits or for certain groups	Yes

STIGMA AND DISCRIMINATION

Percentage of women and men aged 15–49 years who report discriminatory attitudes towards people living with HIV

Percentage of people living with HIV denied health services because of their HIV status in the last 12 months

2017
41.2

Percentage of people living with HIV who reported a health-care professional told others about their HIV status without their consent

2017
15.5

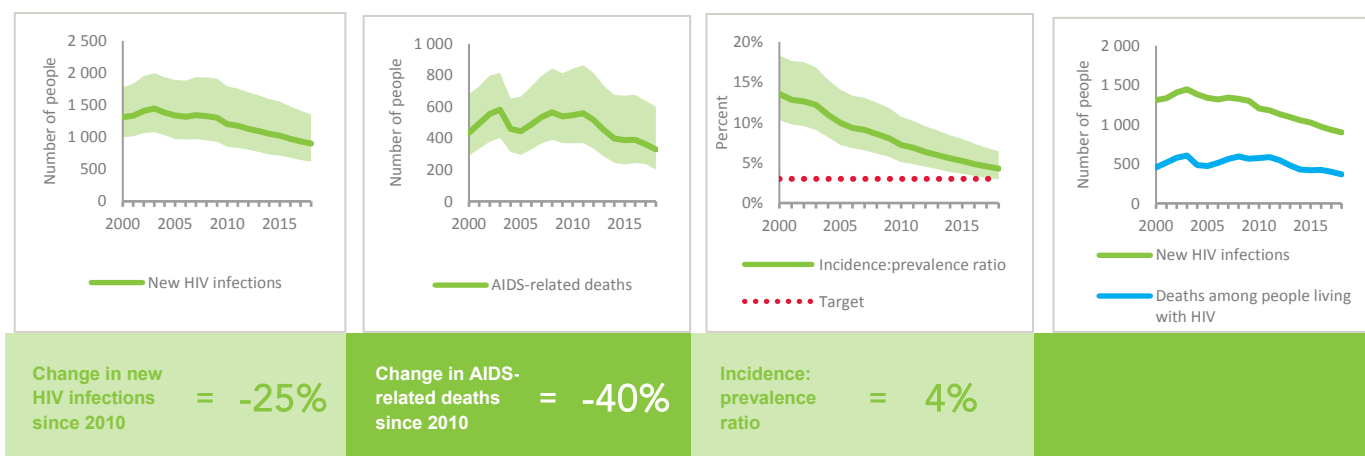
VIOLENCE

Proportion of ever-married or partnered women aged 15–49 years who experienced physical or sexual violence from a male intimate partner in the past 12 months

EXPENDITURES

	Financing sources					Total
	Domestic private	Domestic public	International: PEPFAR	International: Global Fund	International: all others	
Last available report: 2017	\$1 493 732	\$18 244 377	\$39 062 783

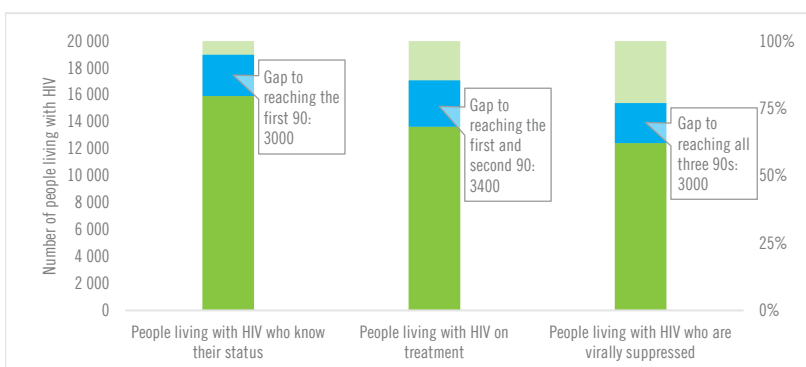
EPIDEMIC TRANSITION METRICS



KEY POPULATIONS

	Sex workers	Gay men and other men who have sex with men	People who inject drugs	Transgender people	Prisoners
Estimated size of population	84 000
HIV prevalence	1.3%	5.9%	7.1%	...	0.3%
Know their HIV status	40.1%	58.1%	36.1%
Antiretroviral therapy coverage
Condom use	52.3%	51.8%	44.6%
Coverage of HIV prevention programmes	62.7%	48.6%	45.4%
Avoidance of health care because of stigma and discrimination	...	7.9%	29.9%
Expenditures (2017)	\$0	\$0	\$0

HIV TESTING AND TREATMENT CASCADE



	76% [60– >95%]	65% [52–86%] 13 600	59% [47–78%]
All ages			
Children (0–14)	>95% [72– >95%]	>95% [88– >95%] 670	>95% [80– >95%]
Women (15+)	90% [73– >95%]	76% [62– >95%] 6500	69% [56–91%]
Men (15+)	64% [50–86%]	54% [42–72%] 6500	49% [39–66%]

ELIMINATION OF MOTHER-TO-CHILD TRANSMISSION

	2010	2018
Percentage of pregnant women living with HIV accessing antiretroviral medicines	39% [30–53%]	61% [50–78%]
Early infant diagnosis	17.4% [12.8–22.7%]	...% [...–...%]

HIV COMORBIDITIES

Estimated number of incident tuberculosis cases among people living with HIV (2017)	380 [240–540]
People living with HIV who started TB preventive therapy (2017)	...
Cervical cancer screening of women living with HIV	...
People coinfectd with HIV and hepatitis B virus receiving combined treatment	...
People coinfectd with HIV and hepatitis C virus starting hepatitis C treatment	...

HIV PREVENTION

Adults aged 15+ years with unsuppressed viral load	<0.1%
Knowledge of HIV prevention among young people aged 15–24 years	
— Women	...
— Men	...
Condom use at last sex with a non-marital, non-cohabiting partner	
— Women	...
— Men	...
Women aged 15–49 years who have their demand for family planning satisfied by modern methods	...
Men aged 15–49 years who are circumcised	Not applicable
Voluntary medical male circumcisions performed according to national standards	Not applicable
People who received PrEP at least once during the reporting period (2018)	119
Harm reduction	
— Use of sterile injecting equipment at last injection (2017)	92.1%
— Needles and syringes distributed per person who injects (2018)	109
— Coverage of opioid substitution therapy (2018)	42.3%
— Naloxone available (2019)	Yes
— Safe injection rooms available (2019)	No

EPIDEMIC ESTIMATES

	2010	2015	2018
New HIV infections			
New HIV infections (all ages)	<200 [<200- <200]	<500 [<200- <500]	<500 [<200- <500]
New HIV infections (0–14)	... [...-...]	... [...-...]	... [...-...]
New HIV infections (women, 15+)	<100 [<100- <100]	<100 [<100- <100]	<100 [<100- <100]
New HIV infections (men, 15+)	<200 [<200- <200]	<200 [<200- <200]	<200 [<200- <200]
HIV incidence per 1000 population	0.07 [0.07–0.08]	0.07 [0.07–0.08]	0.07 [0.07–0.08]
AIDS-related deaths			
AIDS-related deaths (all ages)	<100 [<100- <100]	<100 [<100- <100]	<100 [<100- <100]
AIDS-related deaths (0–14)	... [...-...]	... [...-...]	... [...-...]
AIDS-related deaths (women, 15+)	<100 [<100- <100]	<100 [<100- <100]	<100 [<100- <100]
AIDS-related deaths (men, 15+)	<100 [<100- <100]	<100 [<100- <100]	<100 [<100- <100]
People living with HIV			
People living with HIV (all ages)	2200 [2000–2500]	2800 [2600–3100]	3200 [2900–3600]
People living with HIV (0–14)	... [...-...]	... [...-...]	... [...-...]
People living with HIV (women, 15+)	630 [570–690]	830 [760–900]	960 [880–1100]
People living with HIV (men, 15+)	1500 [1400–1700]	2000 [1700–2200]	2200 [2000–2500]
HIV prevalence (15–49)	0.1 [0.1–0.1]	0.2 [0.1–0.2]	0.2 [0.1–0.2]

LAWS AND POLICIES

Laws criminalizing the transmission of, non-disclosure of or exposure to HIV transmission	No, but prosecutions exist based on general criminal laws
Criminalization of sex work among consenting adults	Any criminalization or punitive regulation of sex work
Criminalization of same-sex sexual acts	Yes, imprisonment (up to 14 years)
Drug use or possession for personal use is an offence	The law allows possession of a certain amount of drugs
Criminalization of transgender people	Criminalized
Laws or policies restricting the entry, stay and residence of people living with HIV	Yes
Parental consent for adolescents to access HIV testing	No
Spousal consent for married women to access sexual and reproductive health services	No
Mandatory HIV testing for marriage, work or residence permits or for certain groups	Yes

STIGMA AND DISCRIMINATION

Percentage of women and men aged 15–49 years who report discriminatory attitudes towards people living with HIV

Percentage of people living with HIV denied health services because of their HIV status in the last 12 months

Percentage of people living with HIV who reported a health-care professional told others about their HIV status without their consent

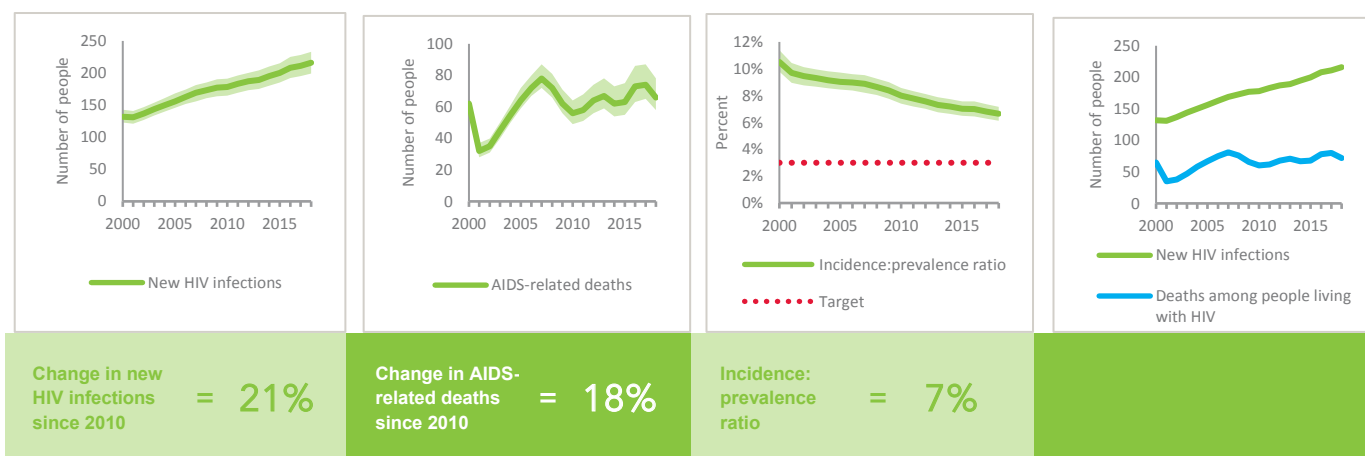
VIOLENCE

Proportion of ever-married or partnered women aged 15–49 years who experienced physical or sexual violence from a male intimate partner in the past 12 months

EXPENDITURES

	Financing sources					Total
	Domestic private	Domestic public	International: PEPFAR	International: Global Fund	International: all others	
Last available report: 2014	...	\$4 313 471	\$11 390	\$4 324 861

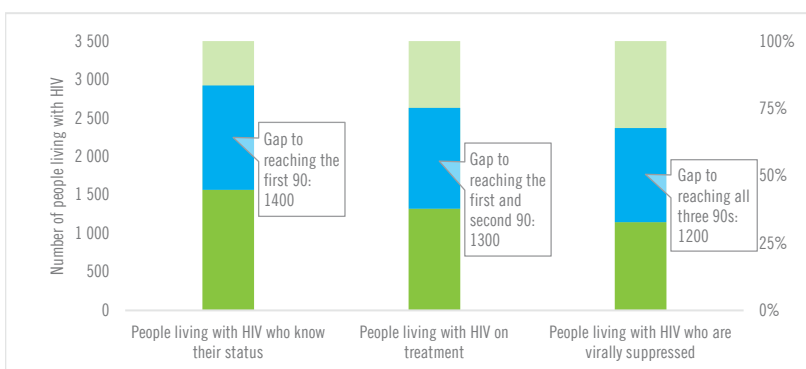
EPIDEMIC TRANSITION METRICS



KEY POPULATIONS

	Sex workers	Gay men and other men who have sex with men	People who inject drugs	Transgender people	Prisoners
Estimated size of population
HIV prevalence	0.2%
Know their HIV status
Antiretroviral therapy coverage
Condom use
Coverage of HIV prevention programmes
Avoidance of health care because of stigma and discrimination
Expenditures (0)

HIV TESTING AND TREATMENT CASCADE



	2010	2018
All ages	48% [44–53%]	41% [37–45%] 1300
Children (0–14)	...% [...–...%]	...% [...–...%] ...
Women (15+)	51% [46–56%]	44% [40–48%] 430
Men (15+)	47% [41–52%]	39% [34–43%] 870

ELIMINATION OF MOTHER-TO-CHILD TRANSMISSION

	2010	2018
Percentage of pregnant women living with HIV accessing antiretroviral medicines	...% [...–...%]	...% [...–...%]
Early infant diagnosis	...% [...–...%]	...% [...–...%]

HIV COMORBIDITIES

Estimated number of incident tuberculosis cases among people living with HIV (2017)	4 [2–5]
People living with HIV who started TB preventive therapy (2017)	...
Cervical cancer screening of women living with HIV	...
People coinfecting with HIV and hepatitis B virus receiving combined treatment (2018)	100%
People coinfecting with HIV and hepatitis C virus starting hepatitis C treatment (2018)	0%

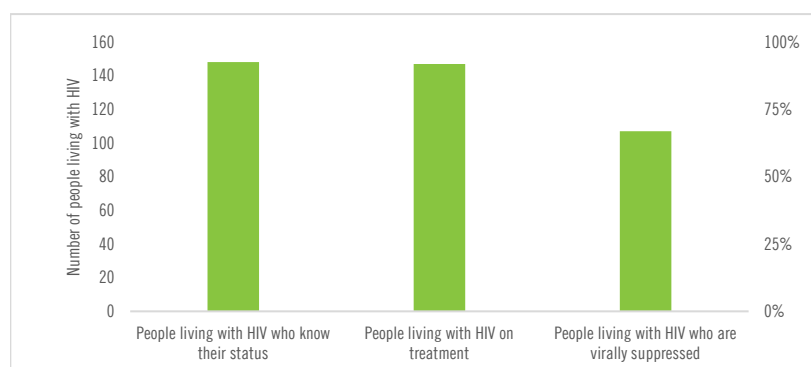
HIV PREVENTION

Adults aged 15+ years with unsuppressed viral load	<0.1%
Knowledge of HIV prevention among young people aged 15–24 years (2014)	
— Women	9.8%
— Men	...
Condom use at last sex with a non-marital, non-cohabiting partner	
— Women	...
— Men	...
Women aged 15–49 years who have their demand for family planning satisfied by modern methods	...
Men aged 15–49 years who are circumcised	Not applicable
Voluntary medical male circumcisions performed according to national standards	Not applicable
People who received PrEP at least once during the reporting period	...
Harm reduction	
— Use of sterile injecting equipment at last injection	...
— Needles and syringes distributed per person who injects	...
— Coverage of opioid substitution therapy	...
— Naloxone available (2019)	No
— Safe injection rooms available (2019)	No

KEY POPULATIONS

	Sex workers	Gay men and other men who have sex with men	People who inject drugs	Transgender people	Prisoners
Estimated size of population
HIV prevalence
Know their HIV status
Antiretroviral therapy coverage
Condom use
Coverage of HIV prevention programmes
Avoidance of health care because of stigma and discrimination
Expenditures (0)

HIV TESTING AND TREATMENT CASCADE



	...% [...-...%]	...% [...-...%]	...% [...-...%]
All ages	...% [...-...%]	...% [...-...%] 150	...% [...-...%]
Children (0–14)	...% [...-...%]	...% [...-...%] 0	...% [...-...%]
Women (15+)	...% [...-...%]	...% [...-...%] 40	...% [...-...%]
Men (15+)	...% [...-...%]	...% [...-...%] 100	...% [...-...%]

EXPENDITURES

	Financing sources					Total
	Domestic private	Domestic public	International: PEPFAR	International: Global Fund	International: all others	
Last available report:

HIV COMORBIDITIES

Estimated number of incident tuberculosis cases among people living with HIV (2017)	1 [1–1]
People living with HIV who started TB preventive therapy (2017)	0%
Cervical cancer screening of women living with HIV	...
People coinfecting with HIV and hepatitis B virus receiving combined treatment (2018)	100%
People coinfecting with HIV and hepatitis C virus starting hepatitis C treatment (2018)	100%

HIV PREVENTION

Adults aged 15+ years with unsuppressed viral load	...
Knowledge of HIV prevention among young people aged 15–24 years	...
— Women	...
— Men	...
Condom use at last sex with a non-marital, non-cohabiting partner	...
— Women	...
— Men	...
Women aged 15–49 years who have their demand for family planning satisfied by modern methods	...
Men aged 15–49 years who are circumcised	Not applicable
Voluntary medical male circumcisions performed according to national standards	Not applicable
People who received PrEP at least once during the reporting period	...
Harm reduction	...
— Use of sterile injecting equipment at last injection	...
— Needles and syringes distributed per person who injects	...
— Coverage of opioid substitution therapy	...
— Naloxone available (2019)	...
— Safe injection rooms available (2019)	...

Note: HIV epidemiological estimates were not available at the time of publication.

LAWS AND POLICIES

Laws criminalizing the transmission of, non-disclosure of or exposure to HIV transmission ...

Criminalization of sex work among consenting adults	Any criminalization or punitive regulation of sex work
---	--

Criminalization of same-sex sexual acts	Yes, death penalty
---	--------------------

Drug use or possession for personal use is an offence	Possession of drugs for personal use or drug use and/or consumption are specified as criminal offences
---	--

Criminalization of transgender people	...
---------------------------------------	-----

Laws or policies restricting the entry, stay and residence of people living with HIV	Yes
--	-----

Parental consent for adolescents to access HIV testing	...
--	-----

Spousal consent for married women to access sexual and reproductive health services	...
---	-----

Mandatory HIV testing for marriage, work or residence permits or for certain groups	Yes
---	-----

STIGMA AND DISCRIMINATION

Percentage of women and men aged 15–49 years who report discriminatory attitudes towards people living with HIV

Percentage of people living with HIV denied health services because of their HIV status in the last 12 months

Percentage of people living with HIV who reported a health-care professional told others about their HIV status without their consent

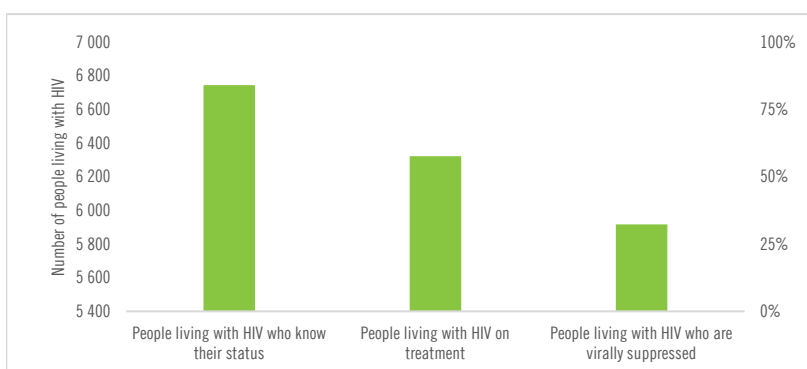
VIOLENCE

Proportion of ever-married or partnered women aged 15–49 years who experienced physical or sexual violence from a male intimate partner in the past 12 months

KEY POPULATIONS

	Sex workers	Gay men and other men who have sex with men	People who inject drugs	Transgender people	Prisoners
Estimated size of population
HIV prevalence	0.0%	...	0.2%
Know their HIV status	100%
Antiretroviral therapy coverage	91.7%
Condom use
Coverage of HIV prevention programmes
Avoidance of health care because of stigma and discrimination
Expenditures (0)

HIV TESTING AND TREATMENT CASCADE



	...% [...-...%]	...% [...-...%]	...% [...-...%]
All ages	...% [...-...%]	6300	...% [...-...%]
Children (0–14)	...% [...-...%]	120	...% [...-...%]
Women (15+)	...% [...-...%]	1200	...% [...-...%]
Men (15+)	...% [...-...%]	5000	...% [...-...%]

EXPENDITURES

	Financing sources					Total
	Domestic private	Domestic public	International: PEPFAR	International: Global Fund	International: all others	
Last available report: 2009	...	\$19 331 648	\$19 389 141

HIV COMORBIDITIES

Estimated number of incident tuberculosis cases among people living with HIV (2017)	120 [100–140]
People living with HIV who started TB preventive therapy (2017)	2.1%
Cervical cancer screening of women living with HIV	...
People coinfecting with HIV and hepatitis B virus receiving combined treatment (2018)	100%
People coinfecting with HIV and hepatitis C virus starting hepatitis C treatment (2018)	100%

HIV PREVENTION

Adults aged 15+ years with unsuppressed viral load	...
Knowledge of HIV prevention among young people aged 15–24 years	...
— Women	...
— Men	...
Condom use at last sex with a non-marital, non-cohabiting partner	...
— Women	...
— Men	...
Women aged 15–49 years who have their demand for family planning satisfied by modern methods	...
Men aged 15–49 years who are circumcised	Not applicable
Voluntary medical male circumcisions performed according to national standards	Not applicable
People who received PrEP at least once during the reporting period	...
Harm reduction	...
— Use of sterile injecting equipment at last injection	...
— Needles and syringes distributed per person who injects	...
— Coverage of opioid substitution therapy	...
— Naloxone available (2019)	No
— Safe injection rooms available (2019)	No

Note: HIV epidemiological estimates were not available at the time of publication.

LAWS AND POLICIES

Laws criminalizing the transmission of, non-disclosure of or exposure to HIV transmission ...

Criminalization of sex work among consenting adults	Any criminalization or punitive regulation of sex work
Criminalization of same-sex sexual acts	Yes, death penalty
Drug use or possession for personal use is an offence	Possession of drugs for personal use or drug use and/or consumption are specified as criminal offences
Criminalization of transgender people	Criminalized
Laws or policies restricting the entry, stay and residence of people living with HIV	Yes
Parental consent for adolescents to access HIV testing	No
Spousal consent for married women to access sexual and reproductive health services	No
Mandatory HIV testing for marriage, work or residence permits or for certain groups	Yes

STIGMA AND DISCRIMINATION

Percentage of women and men aged 15–49 years who report discriminatory attitudes towards people living with HIV

Percentage of people living with HIV denied health services because of their HIV status in the last 12 months

Percentage of people living with HIV who reported a health-care professional told others about their HIV status without their consent

VIOLENCE

Proportion of ever-married or partnered women aged 15–49 years who experienced physical or sexual violence from a male intimate partner in the past 12 months

EPIDEMIC ESTIMATES

	2010	2015	2018
New HIV infections			
New HIV infections (all ages)	650 [<500–970]	<500 [<500–740]	<500 [<500–770]
New HIV infections (0–14)	<500 [<500– <500]	<200 [<200– <500]	<200 [<200– <500]
New HIV infections (women, 15+)	<500 [<200– <500]	<200 [<100– <500]	<200 [<100– <500]
New HIV infections (men, 15+)	<200 [<100– <500]	<100 [<100– <100]	<100 [<100– <100]
HIV incidence per 1000 population	0.06 [0.04–0.08]	0.03 [0.02–0.06]	0.03 [0.01–0.05]
AIDS-related deaths			
AIDS-related deaths (all ages)	1400 [1200–1700]	1000 [860–1300]	710 [530–1000]
AIDS-related deaths (0–14)	<500 [<500– <500]	<200 [<200– <500]	<200 [<100– <200]
AIDS-related deaths (women, 15+)	560 [<500–680]	<500 [<500–520]	<500 [<500– <500]
AIDS-related deaths (men, 15+)	580 [<500–690]	<500 [<500–540]	<500 [<500– <500]
People living with HIV			
People living with HIV (all ages)	17 000 [15 000–20 000]	13 000 [10 000–16 000]	11 000 [8400–15 000]
People living with HIV (0–14)	2000 [1800–2300]	1600 [1400–2000]	1300 [1100–1800]
People living with HIV (women, 15+)	7600 [6500–9000]	6100 [4700–8300]	5600 [4200–8100]
People living with HIV (men, 15+)	7300 [6100–8700]	4800 [3700–6000]	3900 [3100–5100]
HIV prevalence (15–49)	0.3 [0.2–0.3]	0.2 [0.1–0.2]	0.1 [<0.1–0.2]

LAWS AND POLICIES

Laws criminalizing the transmission of, non-disclosure of or exposure to HIV transmission	Yes
Criminalization of sex work among consenting adults	...
Criminalization of same-sex sexual acts	Yes, death penalty
Drug use or possession for personal use is an offence	...
Criminalization of transgender people	...
Laws or policies restricting the entry, stay and residence of people living with HIV	No
Parental consent for adolescents to access HIV testing	...
Spousal consent for married women to access sexual and reproductive health services	...
Mandatory HIV testing for marriage, work or residence permits or for certain groups	...

STIGMA AND DISCRIMINATION

Percentage of women and men aged 15–49 years who report discriminatory attitudes towards people living with HIV

Percentage of people living with HIV denied health services because of their HIV status in the last 12 months

Percentage of people living with HIV who reported a health-care professional told others about their HIV status without their consent

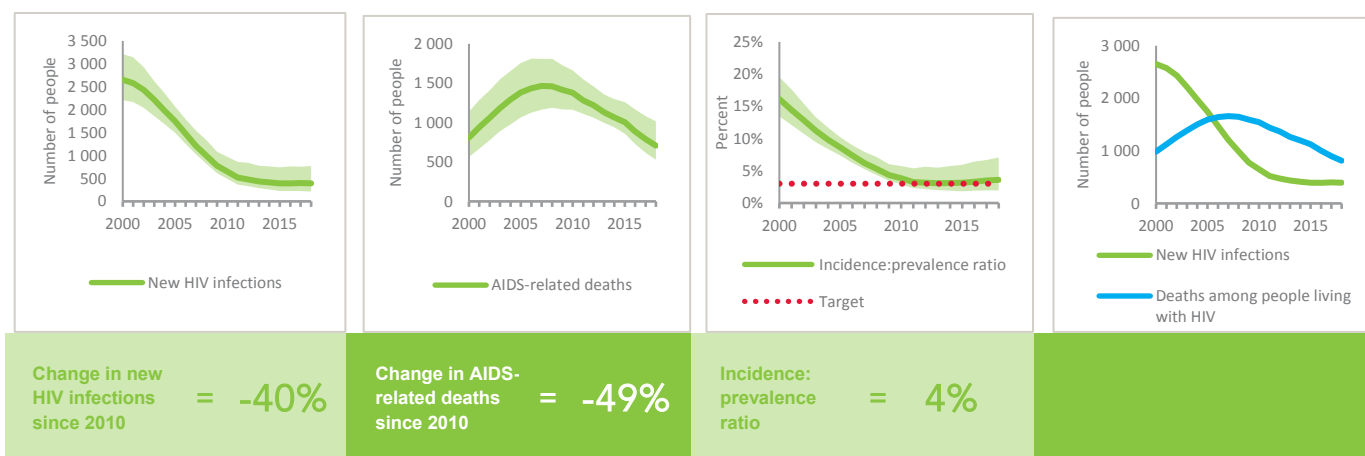
VIOLENCE

Proportion of ever-married or partnered women aged 15–49 years who experienced physical or sexual violence from a male intimate partner in the past 12 months

EXPENDITURES

	Financing sources					Total
	Domestic private	Domestic public	International: PEPFAR	International: Global Fund	International: all others	
Last available report: 2018	\$5 959 474	...	\$5 959 474

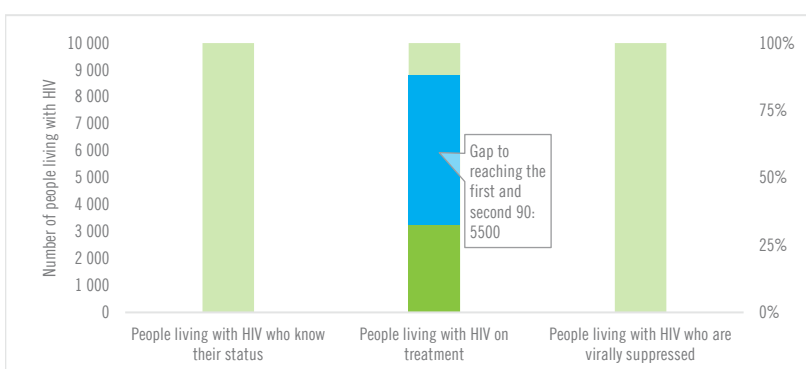
EPIDEMIC TRANSITION METRICS



KEY POPULATIONS

	Sex workers	Gay men and other men who have sex with men	People who inject drugs	Transgender people	Prisoners
Estimated size of population
HIV prevalence	3.4%
Know their HIV status
Antiretroviral therapy coverage
Condom use	41.5%
Coverage of HIV prevention programmes
Avoidance of health care because of stigma and discrimination
Expenditures (0)

HIV TESTING AND TREATMENT CASCADE



	...	30% [23–41%] 3300	...
All ages	...% [...-...%]		...% [...-...%]
Children (0–14)	...% [...-...%]	14% [12–19%] 190	...% [...-...%]
Women (15+)	...% [...-...%]	32% [24–46%] 1800	...% [...-...%]
Men (15+)	...% [...-...%]	32% [25–42%] 1300	...% [...-...%]

ELIMINATION OF MOTHER-TO-CHILD TRANSMISSION

	2010	2018
Percentage of pregnant women living with HIV accessing antiretroviral medicines	0% [0–0%]	19% [14–31%]
Early infant diagnosis	...% [...-...%]	...% [...-...%]

HIV COMORBIDITIES

Estimated number of incident tuberculosis cases among people living with HIV (2017)	420 [270–610]
People living with HIV who started TB preventive therapy (2017)	69.3%
Cervical cancer screening of women living with HIV	...
People coinfecting with HIV and hepatitis B virus receiving combined treatment	...
People coinfecting with HIV and hepatitis C virus starting hepatitis C treatment	...

HIV PREVENTION

Adults aged 15+ years with unsuppressed viral load	...
Knowledge of HIV prevention among young people aged 15–24 years	...
— Women	...
— Men	...
Condom use at last sex with a non-marital, non-cohabiting partner	...
— Women	...
— Men	...
Women aged 15–49 years who have their demand for family planning satisfied by modern methods	...
Men aged 15–49 years who are circumcised	Not applicable
Voluntary medical male circumcisions performed according to national standards	Not applicable
People who received PrEP at least once during the reporting period	...
Harm reduction	...
— Use of sterile injecting equipment at last injection	...
— Needles and syringes distributed per person who injects	...
— Coverage of opioid substitution therapy	...
— Naloxone available (2019)	...
— Safe injection rooms available (2019)	...

EPIDEMIC ESTIMATES

	2010	2015	2018
New HIV infections			
New HIV infections (all ages)	5300 [2900–8400]	5100 [1600–10 000]	5200 [1100–12 000]
New HIV infections (0–14)	710 [510–950]	750 [<500–1300]	760 [<500–1500]
New HIV infections (women, 15+)	2200 [1100–3500]	2000 [590–4200]	2100 [<500–4900]
New HIV infections (men, 15+)	2400 [1200–4000]	2300 [700–4800]	2300 [<500–5600]
HIV incidence per 1000 population	0.16 [0.09–0.25]	0.14 [0.04–0.28]	0.13 [0.03–0.3]
AIDS-related deaths			
AIDS-related deaths (all ages)	1900 [1300–2600]	3000 [2100–4500]	2900 [1400–5200]
AIDS-related deaths (0–14)	<500 [<500–510]	<500 [<500–770]	510 [<500–950]
AIDS-related deaths (women, 15+)	730 [<500–1000]	1200 [850–1700]	1100 [570–2000]
AIDS-related deaths (men, 15+)	760 [<500–1200]	1300 [890–2000]	1300 [600–2400]
People living with HIV			
People living with HIV (all ages)	43 000 [36 000–51 000]	53 000 [31 000–86 000]	59 000 [26 000–110 000]
People living with HIV (0–14)	2900 [2300–3700]	3800 [2800–5200]	4200 [2400–6800]
People living with HIV (women, 15+)	19 000 [16 000–23 000]	23 000 [14 000–37 000]	26 000 [11 000–49 000]
People living with HIV (men, 15+)	21 000 [17 000–26 000]	26 000 [15 000–44 000]	29 000 [12 000–56 000]
HIV prevalence (15–49)	0.2 [0.2–0.3]	0.2 [0.1–0.4]	0.2 [0.1–0.5]

LAWS AND POLICIES

Laws criminalizing the transmission of, non-disclosure of or exposure to HIV transmission	...
Criminalization of sex work among consenting adults	...
Criminalization of same-sex sexual acts	Yes, death penalty
Drug use or possession for personal use is an offence	...
Criminalization of transgender people	...
Laws or policies restricting the entry, stay and residence of people living with HIV	Yes
Parental consent for adolescents to access HIV testing	...
Spousal consent for married women to access sexual and reproductive health services	...
Mandatory HIV testing for marriage, work or residence permits or for certain groups	...

STIGMA AND DISCRIMINATION

	2010	2014
Percentage of women and men aged 15–49 years who report discriminatory attitudes towards people living with HIV (2014 refers to women only)	65.9	66

Percentage of people living with HIV denied health services because of their HIV status in the last 12 months

Percentage of people living with HIV who reported a health-care professional told others about their HIV status without their consent

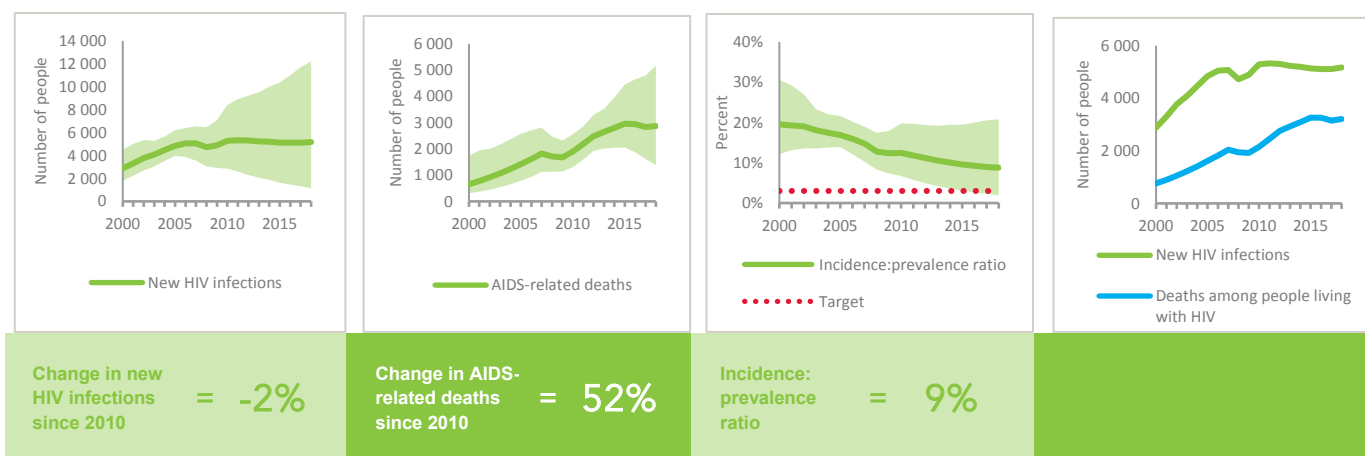
VIOLENCE

Proportion of ever-married or partnered women aged 15–49 years who experienced physical or sexual violence from a male intimate partner in the past 12 months

EXPENDITURES

	Financing sources					Total
	Domestic private	Domestic public	International: PEPFAR	International: Global Fund	International: all others	
Last available report: 2013	\$1 070 800	\$3 717 832	...	\$8 170 054	\$42 553	\$13 840 875

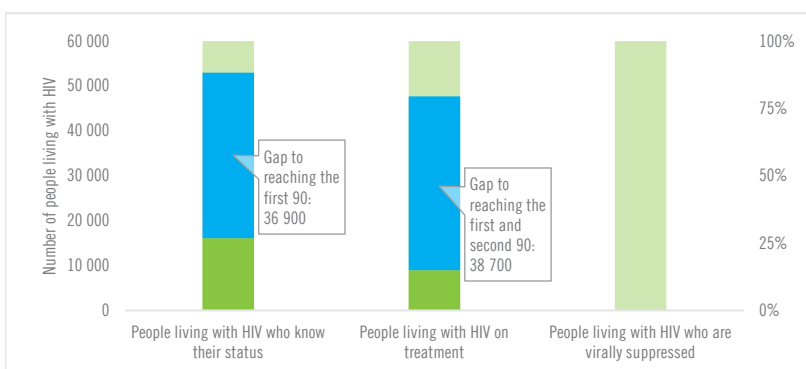
EPIDEMIC TRANSITION METRICS



KEY POPULATIONS

	Sex workers	Gay men and other men who have sex with men	People who inject drugs	Transgender people	Prisoners
Estimated size of population
HIV prevalence	0.7%	1.2%
Know their HIV status	84.2%
Antiretroviral therapy coverage
Condom use	34.9%	26.9%
Coverage of HIV prevention programmes
Avoidance of health care because of stigma and discrimination
Expenditures (0)

HIV TESTING AND TREATMENT CASCADE



	27% [12–51%]	15% [7–28%] 9000	...% [...–...%]
All ages			
Children (0–14)	15% [8–23%]	15% [8–23%] 620	...% [...–...%]
Women (15+)	28% [12–53%]	15% [7–29%] 3900	...% [...–...%]
Men (15+)	28% [12–55%]	15% [7–30%] 4400	...% [...–...%]

ELIMINATION OF MOTHER-TO-CHILD TRANSMISSION

	2010	2018
Percentage of pregnant women living with HIV accessing antiretroviral medicines	5% [4–7%]	5% [2–9%]
Early infant diagnosis	...% [...–...%]	...% [...–...%]

HIV COMORBIDITIES

Estimated number of incident tuberculosis cases among people living with HIV (2017)	710 [460–1000]
People living with HIV who started TB preventive therapy (2017)	...
Cervical cancer screening of women living with HIV	...
People coinfecting with HIV and hepatitis B virus receiving combined treatment	...
People coinfecting with HIV and hepatitis C virus starting hepatitis C treatment	...

HIV PREVENTION

Adults aged 15+ years with unsuppressed viral load	...
Knowledge of HIV prevention among young people aged 15–24 years (2014)	
— Women	8.5%
— Men	...
Condom use at last sex with a non-marital, non-cohabiting partner	
— Women	...
— Men	...
Women aged 15–49 years who have their demand for family planning satisfied by modern methods	...
Men aged 15–49 years who are circumcised	Not applicable
Voluntary medical male circumcisions performed according to national standards	Not applicable
People who received PrEP at least once during the reporting period	...
Harm reduction	
— Use of sterile injecting equipment at last injection	...
— Needles and syringes distributed per person who injects	...
— Coverage of opioid substitution therapy	...
— Naloxone available (2019)	...
— Safe injection rooms available (2019)	...

EPIDEMIC ESTIMATES

	2010	2015	2018
New HIV infections			
New HIV infections (all ages)	<100 [<100- <100]	<100 [<100- <100]	<100 [<100- <100]
New HIV infections (0–14)	... [...-...]	... [...-...]	... [...-...]
New HIV infections (women, 15+)	<100 [<100- <100]	<100 [<100- <100]	<100 [<100- <100]
New HIV infections (men, 15+)	<100 [<100- <100]	<100 [<100- <100]	<100 [<100- <100]
HIV incidence per 1000 population	<0.01 [<0.01- <0.01]	<0.01 [<0.01- <0.01]	<0.01 [<0.01- <0.01]
AIDS-related deaths			
AIDS-related deaths (all ages)	<100 [<100- <100]	<100 [<100- <100]	<100 [<100- <100]
AIDS-related deaths (0–14)	... [...-...]	... [...-...]	... [...-...]
AIDS-related deaths (women, 15+)	<100 [<100- <100]	<100 [<100- <100]	<100 [<100- <100]
AIDS-related deaths (men, 15+)	<100 [<100- <100]	<100 [<100- <100]	<100 [<100- <100]
People living with HIV			
People living with HIV (all ages)	570 [510–630]	570 [520–630]	660 [590–720]
People living with HIV (0–14)	... [...-...]	... [...-...]	... [...-...]
People living with HIV (women, 15+)	<200 [<200- <200]	<200 [<200- <200]	<200 [<200- <500]
People living with HIV (men, 15+)	<500 [<500- <500]	<500 [<500- <500]	<500 [<500- <500]
HIV prevalence (15–49)	<0.1 [<0.1- <0.1]	<0.1 [<0.1- <0.1]	<0.1 [<0.1- <0.1]

LAWS AND POLICIES

Laws criminalizing the transmission of, non-disclosure of or exposure to HIV transmission	...
Criminalization of sex work among consenting adults	...
Criminalization of same-sex sexual acts	Yes, imprisonment (up to 14 years)
Drug use or possession for personal use is an offence	...
Criminalization of transgender people	...
Laws or policies restricting the entry, stay and residence of people living with HIV	Yes
Parental consent for adolescents to access HIV testing	...
Spousal consent for married women to access sexual and reproductive health services	...
Mandatory HIV testing for marriage, work or residence permits or for certain groups	...

STIGMA AND DISCRIMINATION

Percentage of women and men aged 15–49 years who report discriminatory attitudes towards people living with HIV

Percentage of people living with HIV denied health services because of their HIV status in the last 12 months

Percentage of people living with HIV who reported a health-care professional told others about their HIV status without their consent

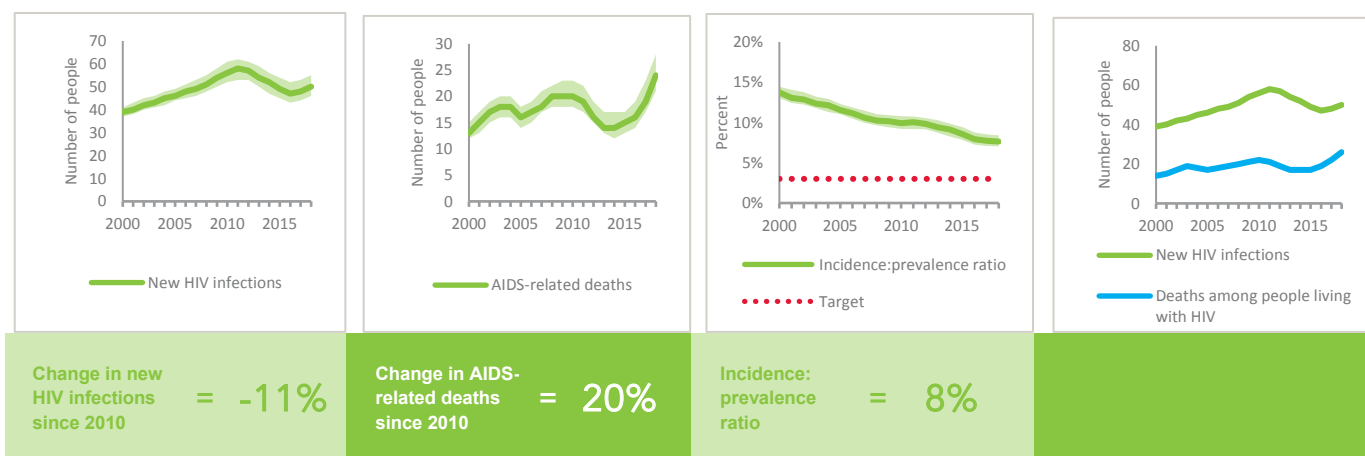
VIOLENCE

Proportion of ever-married or partnered women aged 15–49 years who experienced physical or sexual violence from a male intimate partner in the past 12 months

EXPENDITURES

	Financing sources					Total
	Domestic private	Domestic public	International: PEPFAR	International: Global Fund	International: all others	
Last available report: 2011	...	\$620 000	\$809 850

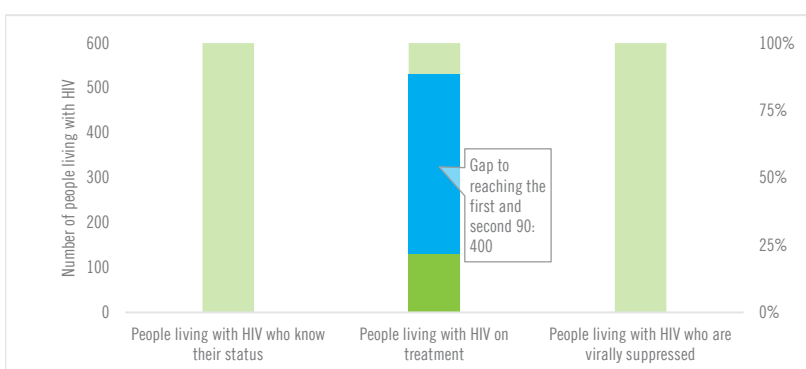
EPIDEMIC TRANSITION METRICS



KEY POPULATIONS

	Sex workers	Gay men and other men who have sex with men	People who inject drugs	Transgender people	Prisoners
Estimated size of population
HIV prevalence	0.0%
Know their HIV status
Antiretroviral therapy coverage
Condom use
Coverage of HIV prevention programmes
Avoidance of health care because of stigma and discrimination
Expenditures (0)

HIV TESTING AND TREATMENT CASCADE



	...	20% [18–22%] 130	...
All ages	...% [...–...%]		...% [...–...%]
Children (0–14)	...% [...–...%]% [...–...%]
Women (15+)	...% [...–...%]	20% [18–22%] 40	...% [...–...%]
Men (15+)	...% [...–...%]	20% [18–22%] 90	...% [...–...%]

ELIMINATION OF MOTHER-TO-CHILD TRANSMISSION

	2010	2018
Percentage of pregnant women living with HIV accessing antiretroviral medicines	...% [...–...%]	...% [...–...%]
Early infant diagnosis	...% [...–...%]	...% [...–...%]

HIV COMORBIDITIES

Estimated number of incident tuberculosis cases among people living with HIV (2017)	9 [4–14]
People living with HIV who started TB preventive therapy (2017)	...
Cervical cancer screening of women living with HIV	...
People coinfecting with HIV and hepatitis B virus receiving combined treatment	...
People coinfecting with HIV and hepatitis C virus starting hepatitis C treatment	...

HIV PREVENTION

Adults aged 15+ years with unsuppressed viral load	...
Knowledge of HIV prevention among young people aged 15–24 years	...
— Women	...
— Men	...
Condom use at last sex with a non-marital, non-cohabiting partner	...
— Women	...
— Men	...
Women aged 15–49 years who have their demand for family planning satisfied by modern methods	...
Men aged 15–49 years who are circumcised	Not applicable
Voluntary medical male circumcisions performed according to national standards	Not applicable
People who received PrEP at least once during the reporting period	...
Harm reduction	...
— Use of sterile injecting equipment at last injection	...
— Needles and syringes distributed per person who injects	...
— Coverage of opioid substitution therapy	...
— Naloxone available (2019)	...
— Safe injection rooms available (2019)	...

EPIDEMIC ESTIMATES

	2010	2015	2018
New HIV infections			
New HIV infections (all ages)	<500 [<200– <500]	<500 [<200– <500]	<500 [<200–520]
New HIV infections (0–14)	... [...–...]	... [...–...]	... [...–...]
New HIV infections (women, 15+)	<100 [<100– <200]	<100 [<100– <200]	<100 [<100– <200]
New HIV infections (men, 15+)	<200 [<100– <500]	<200 [<100– <500]	<200 [<100– <500]
HIV incidence per 1000 population	0.02 [0.01–0.03]	0.02 [0.01–0.04]	0.02 [<0.01–0.04]
AIDS-related deaths			
AIDS-related deaths (all ages)	<100 [<100– <100]	<100 [<100– <200]	<100 [<100– <200]
AIDS-related deaths (0–14)	... [...–...]	... [...–...]	... [...–...]
AIDS-related deaths (women, 15+)	<100 [<100– <100]	<100 [<100– <100]	<100 [<100– <100]
AIDS-related deaths (men, 15+)	<100 [<100– <100]	<100 [<100– <100]	<100 [<100– <200]
People living with HIV			
People living with HIV (all ages)	1400 [980–2200]	2300 [1500–3400]	2800 [1700–4400]
People living with HIV (0–14)	... [...–...]	... [...–...]	... [...–...]
People living with HIV (women, 15+)	<500 [<500–640]	720 [<500–1000]	890 [580–1300]
People living with HIV (men, 15+)	970 [650–1500]	1600 [1000–2400]	1900 [1100–2900]
HIV prevalence (15–49)	<0.1 [<0.1– <0.1]	<0.1 [<0.1– <0.1]	<0.1 [<0.1– <0.1]

LAWS AND POLICIES

Laws criminalizing the transmission of, non-disclosure of or exposure to HIV transmission	No
Criminalization of sex work among consenting adults	Any criminalization or punitive regulation of sex work
Criminalization of same-sex sexual acts	Yes, imprisonment (up to 14 years)
Drug use or possession for personal use is an offence	Possession of drugs for personal use or drug use and/or consumption are specified as criminal offences
Criminalization of transgender people	Criminalized
Laws or policies restricting the entry, stay and residence of people living with HIV	Yes
Parental consent for adolescents to access HIV testing	Yes, for adolescents younger than 18 years
Spousal consent for married women to access sexual and reproductive health services	No
Mandatory HIV testing for marriage, work or residence permits or for certain groups	No

STIGMA AND DISCRIMINATION

Percentage of women and men aged 15–49 years who report discriminatory attitudes towards people living with HIV

Percentage of people living with HIV denied health services because of their HIV status in the last 12 months

Percentage of people living with HIV who reported a health-care professional told others about their HIV status without their consent

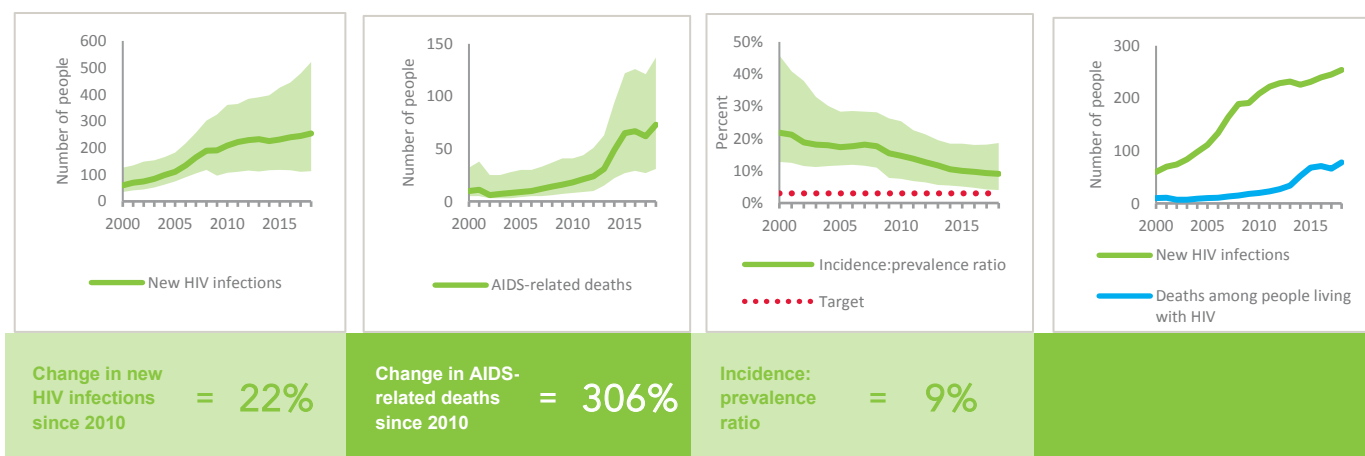
VIOLENCE

Proportion of ever-married or partnered women aged 15–49 years who experienced physical or sexual violence from a male intimate partner in the past 12 months

EXPENDITURES

	Financing sources					Total
	Domestic private	Domestic public	International: PEPFAR	International: Global Fund	International: all others	
Last available report: 2011	...	\$117 400	...	\$2 615 149	\$10 000	\$2 742 549

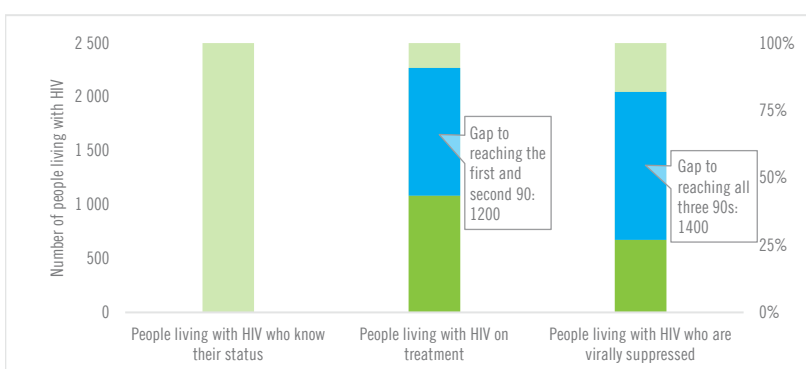
EPIDEMIC TRANSITION METRICS



KEY POPULATIONS

	Sex workers	Gay men and other men who have sex with men	People who inject drugs	Transgender people	Prisoners
Estimated size of population	22 000
HIV prevalence	1.2%	9.1%	6.0%
Know their HIV status	7.7%	...	28.6%
Antiretroviral therapy coverage
Condom use	58.3%	50.0%	46.7%
Coverage of HIV prevention programmes	7.9%
Avoidance of health care because of stigma and discrimination
Expenditures (2016)	\$0	\$0	\$0

HIV TESTING AND TREATMENT CASCADE



	...	39% [24–61%] 1100	24% [15–38%]
All ages	...% [...–...%]		
Children (0–14)	...% [...–...%]
Women (15+)	...% [...–...%]	49% [32–74%] 440	29% [19–43%]
Men (15+)	...% [...–...%]	33% [20–52%] 610	22% [14–34%]

ELIMINATION OF MOTHER-TO-CHILD TRANSMISSION

	2010	2018
Percentage of pregnant women living with HIV accessing antiretroviral medicines	...% [...–...%]	...% [...–...%]
Early infant diagnosis	...% [...–...%]	...% [...–...%]

HIV COMORBIDITIES

Estimated number of incident tuberculosis cases among people living with HIV (2017)	18 [14–23]
People living with HIV who started TB preventive therapy (2017)	62%
Cervical cancer screening of women living with HIV	...
People coinfecting with HIV and hepatitis B virus receiving combined treatment (2018)	100%
People coinfecting with HIV and hepatitis C virus starting hepatitis C treatment (2018)	100%

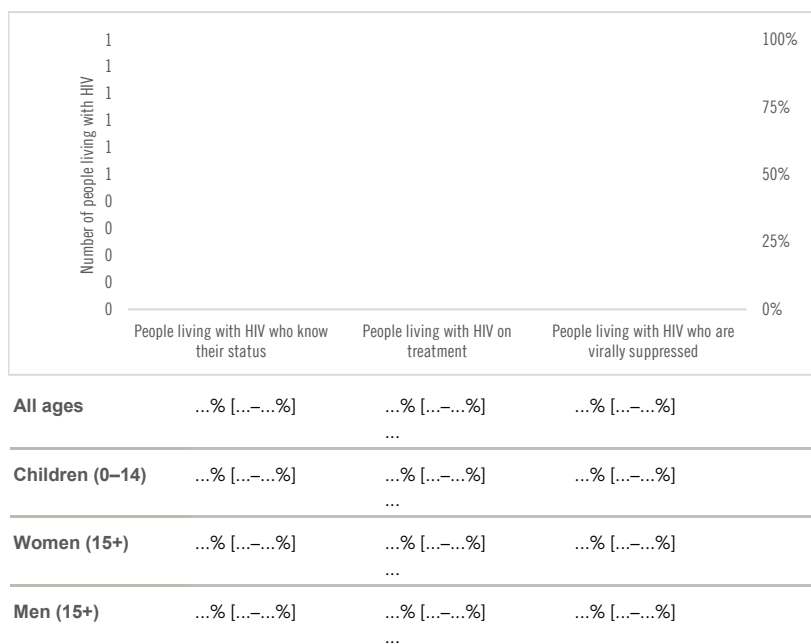
HIV PREVENTION

Adults aged 15+ years with unsuppressed viral load	<0.1%
Knowledge of HIV prevention among young people aged 15–24 years	...
— Women	...
— Men	...
Condom use at last sex with a non-marital, non-cohabiting partner	...
— Women	...
— Men	...
Women aged 15–49 years who have their demand for family planning satisfied by modern methods	...
Men aged 15–49 years who are circumcised	Not applicable
Voluntary medical male circumcisions performed according to national standards	Not applicable
People who received PrEP at least once during the reporting period	...
Harm reduction	
— Use of sterile injecting equipment at last injection (2017)	90.9%
— Needles and syringes distributed per person who injects (2017)	41
— Coverage of opioid substitution therapy	...
— Naloxone available (2019)	No
— Safe injection rooms available (2019)	No

KEY POPULATIONS

	Sex workers	Gay men and other men who have sex with men	People who inject drugs	Transgender people	Prisoners
Estimated size of population
HIV prevalence
Know their HIV status
Antiretroviral therapy coverage
Condom use
Coverage of HIV prevention programmes
Avoidance of health care because of stigma and discrimination
Expenditures (0)

HIV TESTING AND TREATMENT CASCADE



HIV COMORBIDITIES

Estimated number of incident tuberculosis cases among people living with HIV (2017)	100 [88-120]
People living with HIV who started TB preventive therapy (2017)	...
Cervical cancer screening of women living with HIV	...
People coinfectd with HIV and hepatitis B virus receiving combined treatment	...
People coinfectd with HIV and hepatitis C virus starting hepatitis C treatment	...

HIV PREVENTION

Adults aged 15+ years with unsuppressed viral load	...
Knowledge of HIV prevention among young people aged 15-24 years	...
— Women	...
— Men	...
Condom use at last sex with a non-marital, non-cohabiting partner	...
— Women	...
— Men	...
Women aged 15-49 years who have their demand for family planning satisfied by modern methods	...
Men aged 15-49 years who are circumcised	Not applicable
Voluntary medical male circumcisions performed according to national standards	Not applicable
People who received PrEP at least once during the reporting period	...
Harm reduction	...
— Use of sterile injecting equipment at last injection	...
— Needles and syringes distributed per person who injects	...
— Coverage of opioid substitution therapy	...
— Naloxone available (2019)	...
— Safe injection rooms available (2019)	...

EXPENDITURES

	Financing sources					Total
	Domestic private	Domestic public	International: PEPFAR	International: Global Fund	International: all others	
Last available report: 2012	...	\$12 291 905	\$12 291 905

Note: HIV epidemiological estimates were not available at the time of publication.

LAWS AND POLICIES

Laws criminalizing the transmission of, non-disclosure of or exposure to HIV transmission ...

Criminalization of sex work among consenting adults ...

Criminalization of same-sex sexual acts Laws penalizing same-sex sexual acts have been decriminalized or never existed

Drug use or possession for personal use is an offence ...

Criminalization of transgender people ...

Laws or policies restricting the entry, stay and residence of people living with HIV No

Parental consent for adolescents to access HIV testing ...

Spousal consent for married women to access sexual and reproductive health services ...

Mandatory HIV testing for marriage, work or residence permits or for certain groups ...

STIGMA AND DISCRIMINATION

Percentage of women and men aged 15–49 years who report discriminatory attitudes towards people living with HIV

Percentage of people living with HIV denied health services because of their HIV status in the last 12 months

Percentage of people living with HIV who reported a health-care professional told others about their HIV status without their consent

VIOLENCE

Proportion of ever-married or partnered women aged 15–49 years who experienced physical or sexual violence from a male intimate partner in the past 12 months

KEY POPULATIONS

	Sex workers	Gay men and other men who have sex with men	People who inject drugs	Transgender people	Prisoners
Estimated size of population
HIV prevalence	1.5%
Know their HIV status
Antiretroviral therapy coverage
Condom use
Coverage of HIV prevention programmes
Avoidance of health care because of stigma and discrimination
Expenditures (2017)	\$0	\$0	\$0

HIV TESTING AND TREATMENT CASCADE



	People living with HIV who know their status	People living with HIV on treatment	People living with HIV who are virally suppressed
All ages	...% [...-...%]	...% [...-...%]	...% [...-...%]
Children (0-14)	...% [...-...%]	...% [...-...%]	...% [...-...%]
Women (15+)	...% [...-...%]	...% [...-...%]	...% [...-...%]
Men (15+)	...% [...-...%]	...% [...-...%]	...% [...-...%]

EXPENDITURES

	Financing sources					Total
	Domestic private	Domestic public	International: PEPFAR	International: Global Fund	International: all others	
Last available report: 2017	...	\$34 579 274	\$34 579 274

HIV COMORBIDITIES

Estimated number of incident tuberculosis cases among people living with HIV (2017)	7 [6-8]
People living with HIV who started TB preventive therapy (2017)	11.4%
Cervical cancer screening of women living with HIV	...
People coinfecting with HIV and hepatitis B virus receiving combined treatment (2018)	83.3%
People coinfecting with HIV and hepatitis C virus starting hepatitis C treatment (2018)	100%

HIV PREVENTION

Adults aged 15+ years with unsuppressed viral load	...
Knowledge of HIV prevention among young people aged 15-24 years	...
— Women	...
— Men	...
Condom use at last sex with a non-marital, non-cohabiting partner	...
— Women	...
— Men	...
Women aged 15-49 years who have their demand for family planning satisfied by modern methods	...
Men aged 15-49 years who are circumcised	Not applicable
Voluntary medical male circumcisions performed according to national standards	Not applicable
People who received PrEP at least once during the reporting period	...
Harm reduction	...
— Use of sterile injecting equipment at last injection	...
— Needles and syringes distributed per person who injects	...
— Coverage of opioid substitution therapy	...
— Naloxone available (2019)	...
— Safe injection rooms available (2019)	...

Note: HIV epidemiological estimates were not available at the time of publication.

LAWS AND POLICIES

Laws criminalizing the transmission of, non-disclosure of or exposure to HIV transmission ...

Criminalization of sex work among consenting adults ...

Criminalization of same-sex sexual acts Yes, death penalty

Drug use or possession for personal use is an offence ...

Criminalization of transgender people ...

Laws or policies restricting the entry, stay and residence of people living with HIV Yes

Parental consent for adolescents to access HIV testing ...

Spousal consent for married women to access sexual and reproductive health services ...

Mandatory HIV testing for marriage, work or residence permits or for certain groups ...

STIGMA AND DISCRIMINATION

Percentage of women and men aged 15–49 years who report discriminatory attitudes towards people living with HIV

Percentage of people living with HIV denied health services because of their HIV status in the last 12 months

Percentage of people living with HIV who reported a health-care professional told others about their HIV status without their consent

VIOLENCE

Proportion of ever-married or partnered women aged 15–49 years who experienced physical or sexual violence from a male intimate partner in the past 12 months

EPIDEMIC ESTIMATES

	2010	2015	2018
New HIV infections			
New HIV infections (all ages)	790 [530–1200]	1000 [<500–1800]	1100 [<500–2200]
New HIV infections (0–14)	<100 [<100– <100]	<100 [<100– <100]	<100 [<100– <200]
New HIV infections (women, 15+)	<200 [<200– <500]	<200 [<100– <500]	<200 [<100– <500]
New HIV infections (men, 15+)	580 [<500–860]	790 [<500–1400]	840 [<500–1700]
HIV incidence per 1000 population	0.03 [0.02–0.05]	0.04 [0.02–0.07]	0.04 [0.01–0.08]
AIDS-related deaths			
AIDS-related deaths (all ages)	<200 [<100– <500]	<500 [<200– <500]	<500 [<200–520]
AIDS-related deaths (0–14)	<100 [<100– <100]	<100 [<100– <100]	<100 [<100– <100]
AIDS-related deaths (women, 15+)	<100 [<100– <100]	<100 [<100– <100]	<100 [<100– <100]
AIDS-related deaths (men, 15+)	<100 [<100– <200]	<200 [<100– <500]	<500 [<200– <500]
People living with HIV			
People living with HIV (all ages)	5100 [3500–7400]	8700 [5700–13 000]	11 000 [6500–18 000]
People living with HIV (0–14)	<500 [<200– <500]	<500 [<500– <500]	<500 [<500–580]
People living with HIV (women, 15+)	1400 [980–2100]	2000 [1400–2900]	2400 [1500–3700]
People living with HIV (men, 15+)	3400 [2400–5100]	6400 [4000–9800]	8100 [4700–14 000]
HIV prevalence (15–49)	<0.1 [<0.1– <0.1]	<0.1 [<0.1– <0.1]	<0.1 [<0.1–0.1]

LAWS AND POLICIES

Laws criminalizing the transmission of, non-disclosure of or exposure to HIV transmission	...
Criminalization of sex work among consenting adults	...
Criminalization of same-sex sexual acts	Yes, death penalty
Drug use or possession for personal use is an offence	...
Criminalization of transgender people	...
Laws or policies restricting the entry, stay and residence of people living with HIV	Yes
Parental consent for adolescents to access HIV testing	...
Spousal consent for married women to access sexual and reproductive health services	...
Mandatory HIV testing for marriage, work or residence permits or for certain groups	...

STIGMA AND DISCRIMINATION

Percentage of women aged 15–49 years who report discriminatory attitudes towards people living with HIV	2013 78.4
Percentage of people living with HIV denied health services because of their HIV status in the last 12 months	
Percentage of people living with HIV who reported a health-care professional told others about their HIV status without their consent	2017 33.1

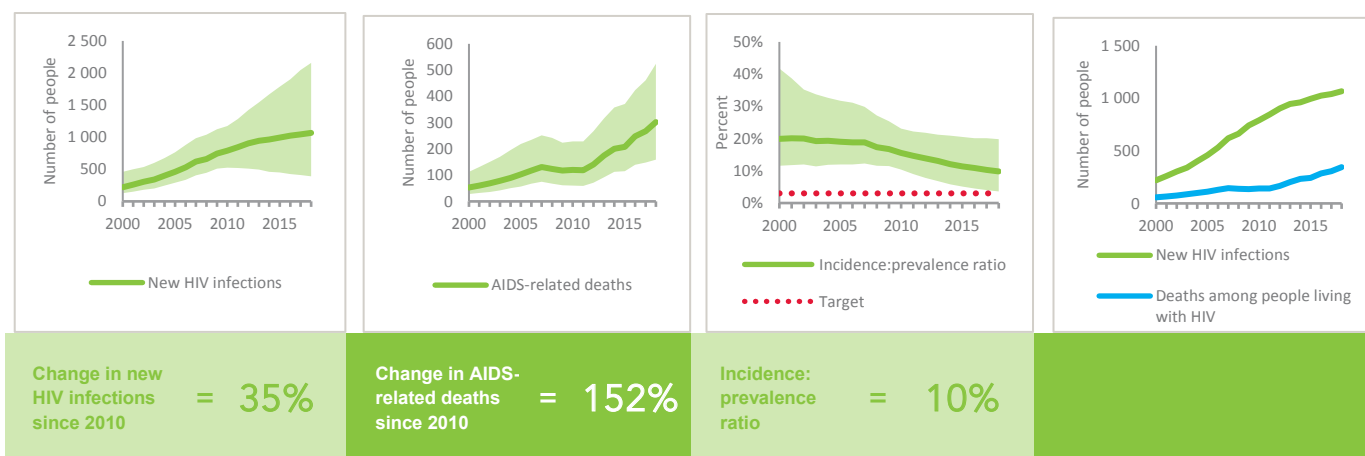
VIOLENCE

Proportion of ever-married or partnered women aged 15–49 years who experienced physical or sexual violence from a male intimate partner in the past 12 months

EXPENDITURES

	Financing sources					Total
	Domestic private	Domestic public	International: PEPFAR	International: Global Fund	International: all others	
Last available report: 2011	...	\$467 395	...	\$351 385	\$333 504	\$1 613 920

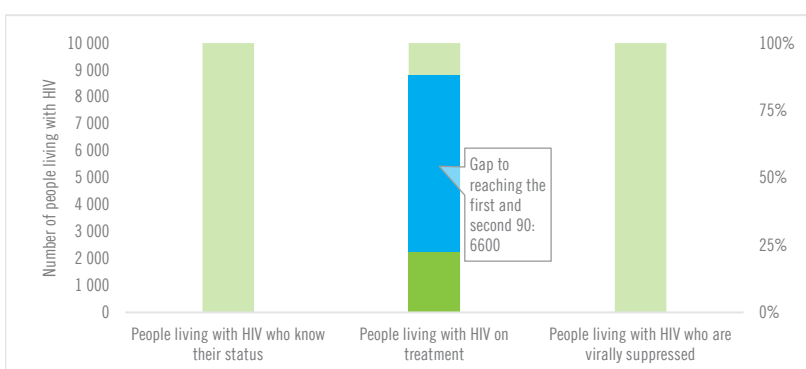
EPIDEMIC TRANSITION METRICS



KEY POPULATIONS

	Sex workers	Gay men and other men who have sex with men	People who inject drugs	Transgender people	Prisoners
Estimated size of population
HIV prevalence
Know their HIV status
Antiretroviral therapy coverage
Condom use
Coverage of HIV prevention programmes
Avoidance of health care because of stigma and discrimination
Expenditures (0)

HIV TESTING AND TREATMENT CASCADE



	...	2010	2018
All ages	...% [...-...%]	21% [12-35%] 2200	...
Children (0-14)	...% [...-...%]	33% [24-50%] 130	...
Women (15+)	...% [...-...%]	35% [22-55%] 820	...
Men (15+)	...% [...-...%]	16% [9-27%] 1300	...

ELIMINATION OF MOTHER-TO-CHILD TRANSMISSION

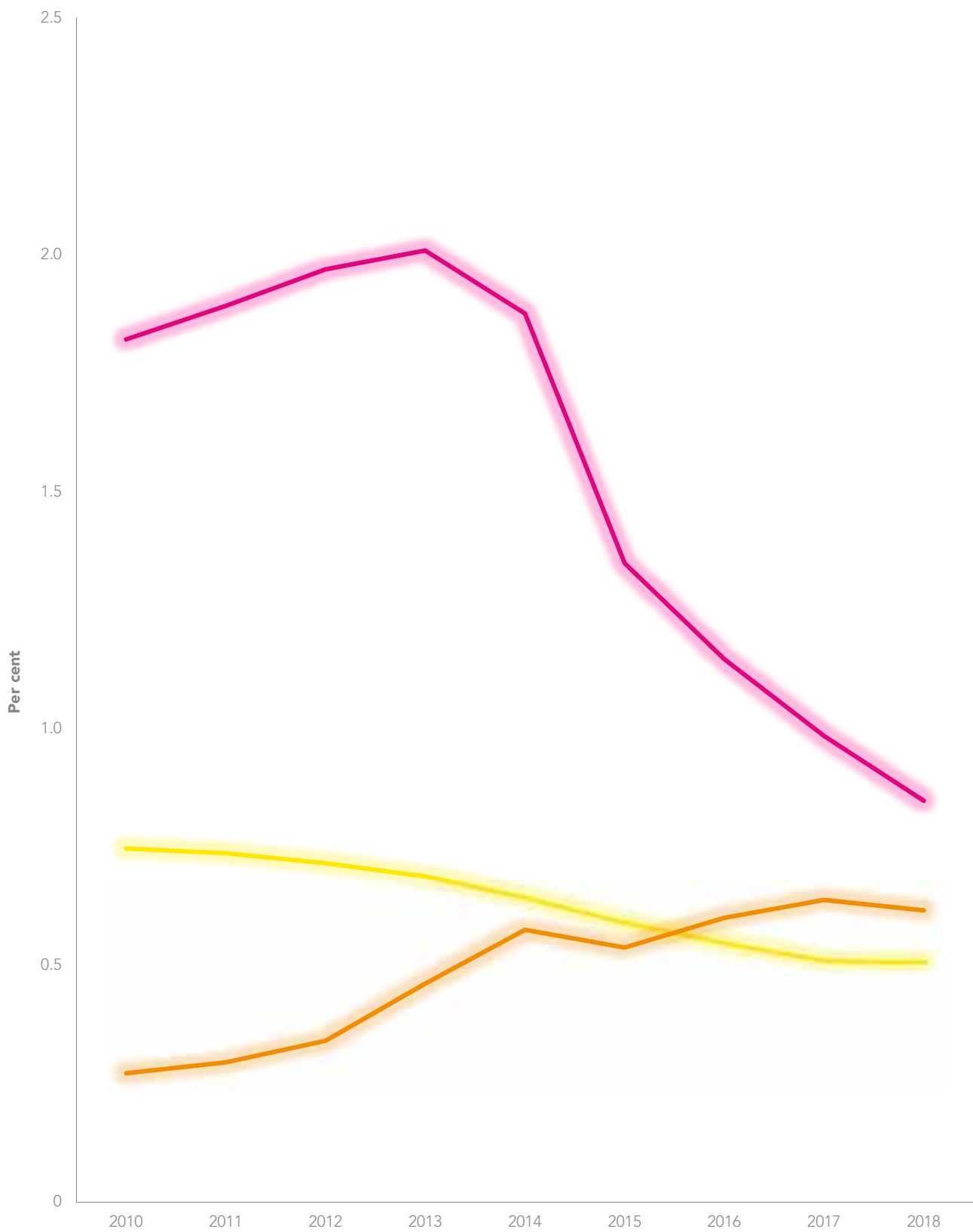
	2010	2018
Percentage of pregnant women living with HIV accessing antiretroviral medicines	20% [14-31%]	13% [8-20%]
Early infant diagnosis	5.4% [3.5-7.9%]	...% [...-...%]

HIV COMORBIDITIES

Estimated number of incident tuberculosis cases among people living with HIV (2017)	95 [33-190]
People living with HIV who started TB preventive therapy (2017)	...
Cervical cancer screening of women living with HIV	...
People coinfecting with HIV and hepatitis B virus receiving combined treatment	...
People coinfecting with HIV and hepatitis C virus starting hepatitis C treatment	...

HIV PREVENTION

Adults aged 15+ years with unsuppressed viral load	...
Knowledge of HIV prevention among young people aged 15-24 years	...
— Women	...
— Men	...
Condom use at last sex with a non-marital, non-cohabiting partner	...
— Women	...
— Men	...
Women aged 15-49 years who have their demand for family planning satisfied by modern methods	...
Men aged 15-49 years who are circumcised	Not applicable
Voluntary medical male circumcisions performed according to national standards	Not applicable
People who received PrEP at least once during the reporting period	...
Harm reduction	...
— Use of sterile injecting equipment at last injection	...
— Needles and syringes distributed per person who injects	...
— Coverage of opioid substitution therapy	...
— Naloxone available (2019)	...
— Safe injection rooms available (2019)	...

FIGURE 16.1 HIV incidence trends among key populations, eastern Europe and central Asia, 2010–2018

- People who inject drugs
- Sex workers
- Gay men and other men who have sex with men

Note: Countries included are: Armenia, Azerbaijan, Belarus, Georgia, Kazakhstan, Kyrgyzstan, Republic of Moldova, Tajikistan, Ukraine and Uzbekistan. Shadows indicate the uncertainty in the calculations which has not been estimated.

Source: UNAIDS special analysis, 2019.

EASTERN EUROPE AND CENTRAL ASIA

AT A GLANCE

The number people newly infected with HIV in eastern Europe and central Asia increased by 29% between 2010 and 2018. Key populations are disproportionately affected, and they lack access to the HIV services they need.

Despite expanded HIV testing services, antiretroviral therapy coverage in the region is lower than in most other regions. Large proportions of people diagnosed with HIV are not being linked to HIV treatment and care.

Both HIV incidence and prevalence remain high among people who inject drugs, and they are rising among gay men and other men who have sex with men.

Access to comprehensive harm reduction services is uneven, with need far outstripping availability in most of the region.

Four countries are providing HIV treatment to at least 70% of incarcerated people living with HIV, while eight countries distribute condoms and three offer sterile injecting equipment to prisoners.

Eastern Europe and central Asia is one of three regions in the world where the HIV epidemic continues to grow. HIV services are often delivered within hostile legal and social environments, and they are not accessible to substantial proportions of the populations who need them most. Civil society organizations are trying to fill some of the gaps, but in several countries they are limited by shrinking civic space and insufficient financial support.

A UNAIDS analysis indicates that while the incidence of HIV among people who inject drugs in 10 countries in the region has decreased since 2013, it remained high in 2018 at 0.9% (Figure 16.1). Among gay men and other men who have sex with men, HIV incidence has doubled since 2010, reaching 0.6% in 2018—a sign that the epidemic in this key population is being neglected by the HIV responses of many countries. ■

STATE OF THE EPIDEMIC

FIGURE 16.2 Number of new HIV infections, eastern Europe and central Asia, 2000–2018

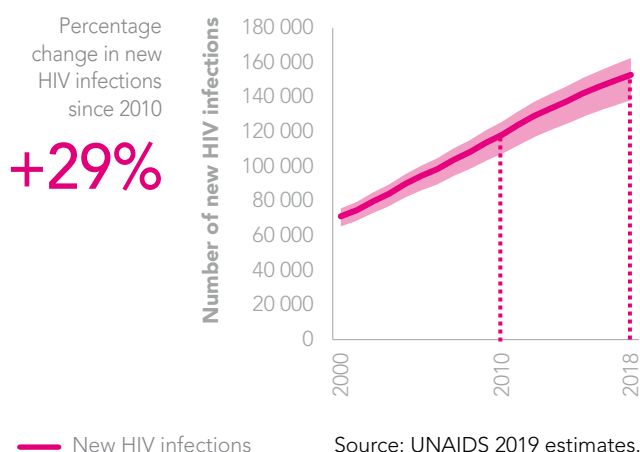


FIGURE 16.3 Number of AIDS-related deaths, eastern Europe and central Asia, 2000–2018

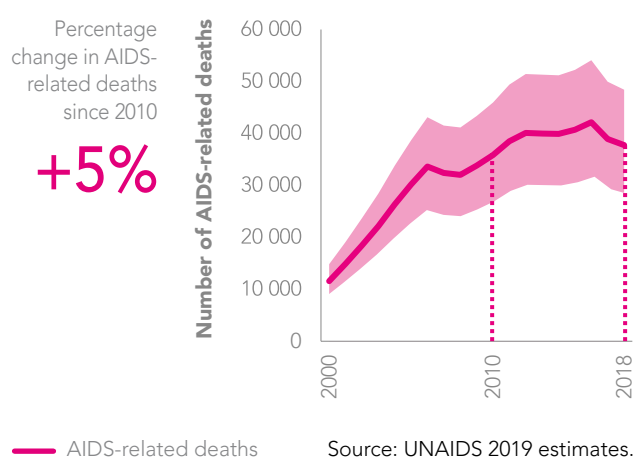
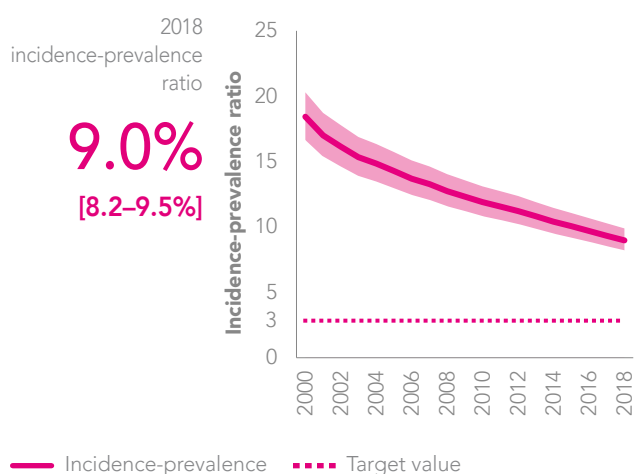


FIGURE 16.4 Incidence-prevalence ratio, eastern Europe and central Asia, 2000–2018



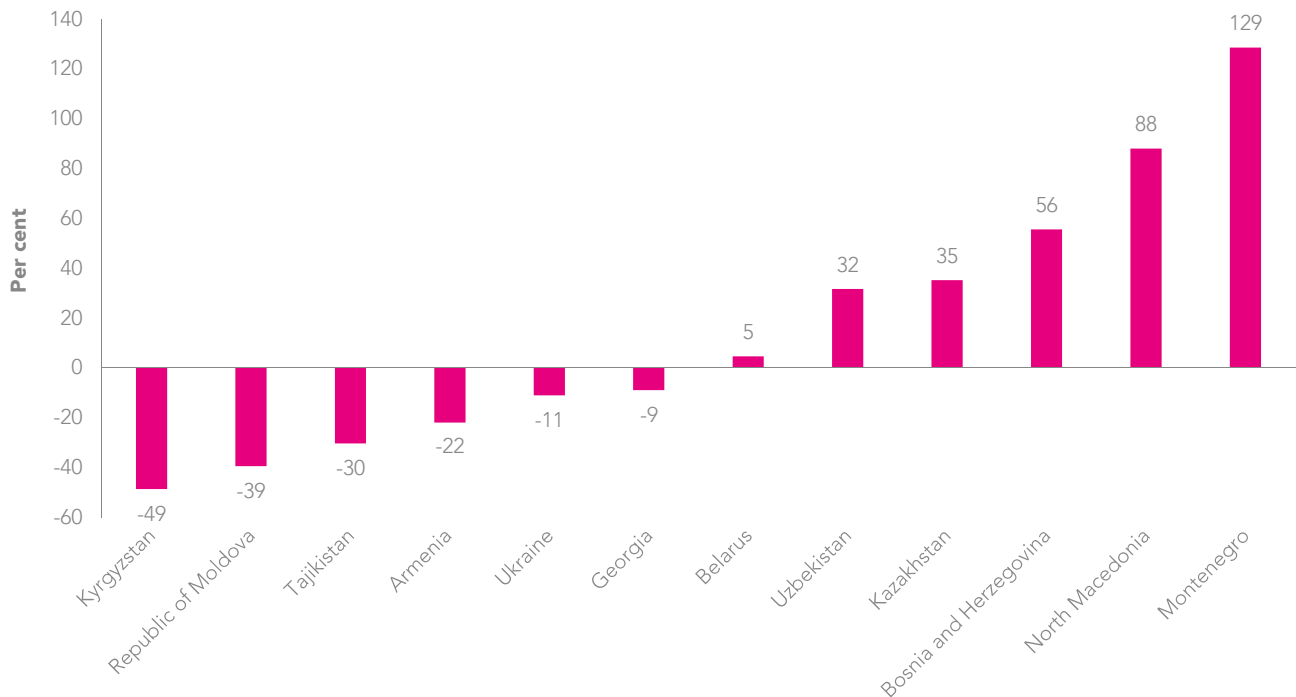
The region has the fastest growing HIV epidemic in the world. The annual number of new HIV infections was 29% higher than in 2010, reaching 150 000 [140 000–160 000] in 2018 (Figure 16.2). The vast majority of people acquiring HIV were in the Russian Federation and Ukraine, the two most populous countries in the region. Together, these countries account for 84% of all new infections in eastern Europe and central Asia. Excluding the Russian Federation from the region's trend analysis results in a 4% decline in new HIV infections between 2010 and 2018. Impressive declines in new infections of more than 35% since 2010 have been achieved in Kyrgyzstan and the Republic of Moldova (Figure 16.5).

Eastern Europe and central Asia is one of only two regions in the world where the annual number of AIDS-related deaths has increased since 2010, although that trend appears to have reversed within the past few years (Figure 16.3). The estimated 38 000 [28 000–48 000] people who died of AIDS-related causes in 2018 was 5% more than the 36 000 [27 000–46 000] deaths in 2010. The region's incidence-prevalence ratio was 9.0% [8.2–9.5%] in 2018. It has scarcely changed since 2015, and it was three times higher than the epidemic transition benchmark of 3.0% (Figure 16.4).

Most new infections in the region are among key populations, who must contend with punitive legal environments, social ostracization and discrimination. Almost two thirds (63%) of HIV infections in 2018 were among people who inject drugs and gay men and other men who have sex with men (Figure 16.7). Size estimates indicate that there are large populations at high risk of HIV infection (Table 16.1).

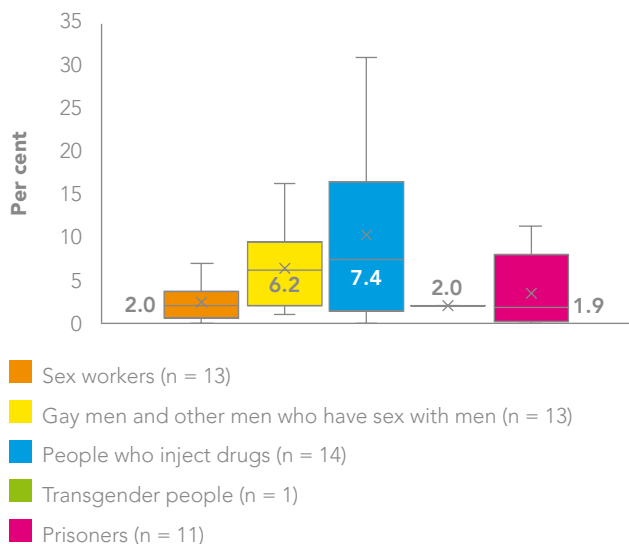
Surveys continue to reveal high HIV prevalence among these key populations (Figure 16.6). For instance, HIV prevalence was at least 10% among people who inject drugs in six of the 14 countries reporting data, and it exceeded 20% in three countries. Similarly, substantial proportions of gay men and other men who have sex with men are living with HIV: prevalence of HIV infection ranged from 5% to 10% in six countries reporting data to UNAIDS, and from 13% to 16% in a further two countries. Among sex workers, HIV prevalence ranged from under 1% in five countries to between 3% and 7% in five other countries, and among prisoners, it was 8% or higher in three countries. ■

FIGURE 16.5 Percentage change in new HIV infections, by country, eastern Europe and central Asia, 2010–2018



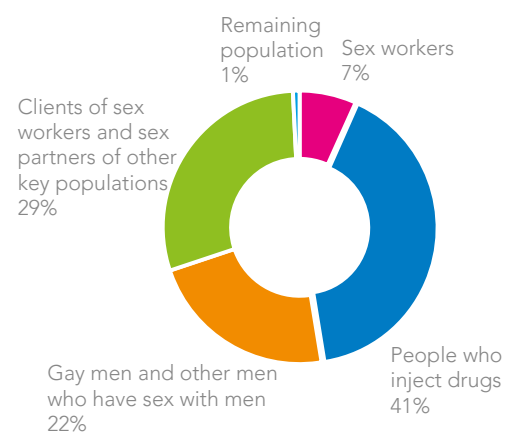
Source: UNAIDS 2019 estimates.

FIGURE 16.6 HIV prevalence among key populations, eastern Europe and central Asia, 2014–2018



Source: Global AIDS Monitoring, 2014–2018.

FIGURE 16.7 Distribution of new HIV infections (aged 15–49 years), by population group, eastern Europe and central Asia, 2018



Source: UNAIDS special analysis, 2019.

TABLE 16.1 Estimated size of key populations, eastern Europe and central Asia, 2018

Country	National adult population (15+)	Sex workers	Sex workers as per cent of adult population (15+)	Gay men and other men who have sex with men	Gay men and other men who have sex with men as per cent of adult population (15+)	People who inject drugs	People who inject drugs as per cent of adult population (15+)	Transgender people	Transgender people as per cent of adult population (15+)	Prisoners	Prisoners as per cent of adult population (15+)
Albania	2 432 000									3000	0.13
Armenia	2 345 000	4600	0.20	16 000	0.69	9000	0.38				
Azerbaijan	7 610 000	32 000	0.42	24 000	0.31	60 000	0.79				
Georgia	3 150 000			19 000	0.59						
North Macedonia	1 741 000					6800	0.39			2300	0.13
Tajikistan	5 889 000	18 000	0.30								
Ukraine	37 062 000	87 000		180 000	0.48	350 000	0.95				

■ National population size estimate ■ Local population size estimate ■ Insufficient data ■ No data

The regions for which the local population size estimate refers are as follows:

Ukraine: All regions except Luhansk region and Sevastopol

Sources: Global AIDS Monitoring, 2018; United Nations, Department of Economic and Social Affairs, Population Division. World population prospects: the 2017 revision. 2018 (custom data acquired via website).

ROUND-THE-CLOCK SERVICES FOR SERVICES FOR SEX WORKERS IN UKRAINE

In Ukraine, the nongovernmental organization Convictus is bringing round-the-clock services to the estimated 10 000 sex workers who are active in and around the country's capital, Kyiv (1). Convictus' long-standing work with sex workers of all genders has shown the need for HIV and health services that are convenient, comprehensive and match people's lives. To reduce the high HIV prevalence among sex workers (which is 5.2% nationally and up to 36% among sex workers who inject drugs), it developed a model for providing health services out of a small facility in the centre of the city and through mobile units that visit sex workers at hotels, saunas, truck stops, brothels and apartments (2).

The consulting centre is open from 10 am until 6 pm. Supplementing it is a mobile team that hits the streets at 7 pm, using Convictus' contacts within the sex worker communities and monitoring social media to stay up to date on the sites where sex workers are congregating. The team usually stops work at 1 am, at which point a second mobile unit has already started doing its rounds of Kyiv and the surrounding areas where the most vulnerable sex workers, many of whom lack documentation and shun state-run services, are found.

The evidence clearly shows that community-led HIV services for sex workers can have a potent impact. A 2015 systematic review of HIV programmes among female sex workers in low- and middle-income countries found that interventions with strong empowerment elements increased the odds of consistent condom use with clients by more than 300% and reduced the odds of HIV infection by 32% (3).

THE CASCADE FROM HIV TESTING TO VIRAL SUPPRESSION

Of the estimated 1.7 million [1.5 million–1.9 million] people living with HIV in eastern Europe and central Asia, only about 1.2 million knew their serostatus in 2018, and only 650 000 [571 000–674 000] or 38% [30–44%] were receiving HIV treatment (Figure 16.8). Linkage to treatment and care is particularly deficient: a little more than half of people diagnosed with HIV infection were accessing antiretroviral therapy in 2018. Only 29% [26–33%] of people living with HIV were virally suppressed in 2018.

The region is a long way from reaching the 90–90–90 targets, with 72% [64–81%] of people living with HIV knowing their HIV status, 53% [45–56%] of people who knew their HIV status receiving treatment, and 77% [67–81%] of people receiving treatment having suppressed viral loads. The gap to the first 90 was 306 000 people who did not know they were living with HIV, while the gap to the first two 90s was 731 000 people living with HIV in need of treatment. Reaching all three 90s will require an additional 740 000 people living with HIV to achieve viral suppression.

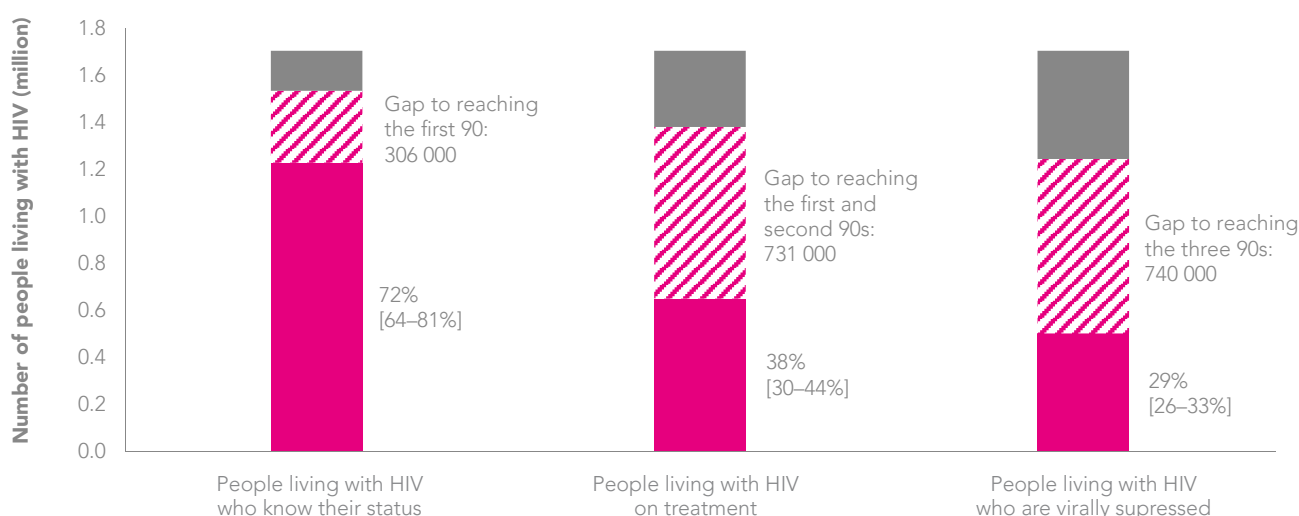
Among the countries with high burdens of HIV infection, Montenegro, North Macedonia and Ukraine have reached one of the 90–90–90 targets (Table 16.2). Given that all but a small percentage of HIV infections

in the region are among key populations and their sex partners, the low coverage speaks to a failure to reach at-risk, marginalized populations with the HIV services they need. Accessible, affordable and stigma-free care and treatment services, including access to viral load testing, must be made available to all people living with HIV.

Levels of HIV knowledge among key populations vary substantially across the region (Figure 16.10). Less than 20% of HIV-positive people who inject drugs in Azerbaijan—and only 37% in North Macedonia—knew their serostatus in 2018. The proportion of HIV-positive gay men and other men who have sex with men who knew their HIV status ranged from less than 40% in Ukraine to 87% in Kazakhstan. Only 16% of female sex workers living with HIV in Azerbaijan knew their serostatus, compared with more than 90% of their counterparts in Kazakhstan and Tajikistan.

Given the low levels of viral suppression in the region, a massive improvement in treatment services is needed. In most of the countries that reported data, men were much less likely to reach viral suppression than women. In Ukraine, for example, only 40% of men living with HIV were virally suppressed, compared to 62% of women (Figure 16.9). ■

FIGURE 16.8 HIV testing and treatment cascade, eastern Europe and central Asia, 2018



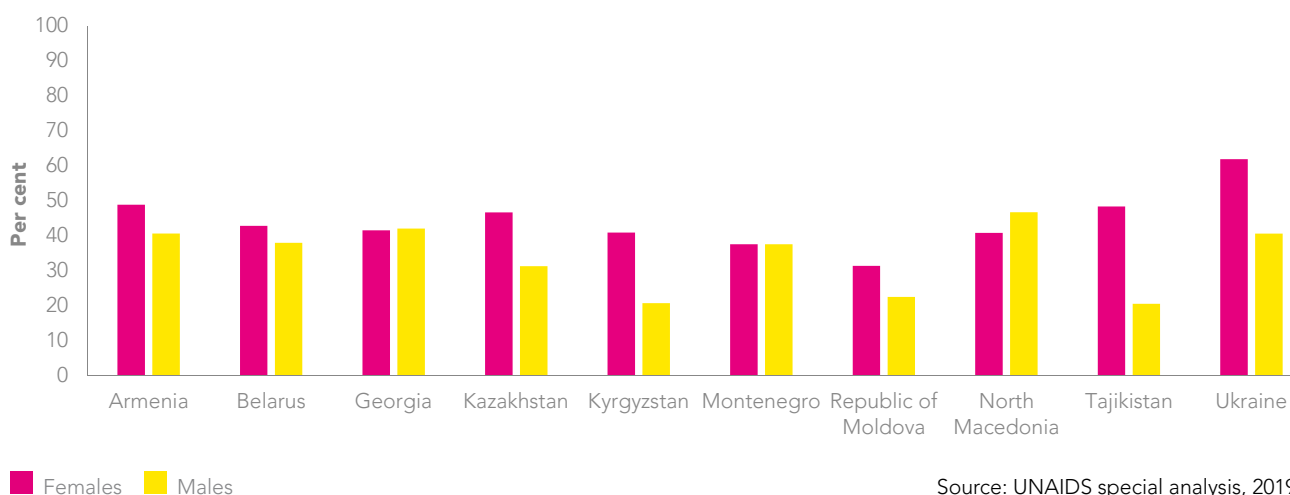
Source: UNAIDS special analysis, 2019; see annex on methods for more details.

TABLE 16.2 90–90–90 country scorecard, eastern Europe and central Asia, 2018

	First 90: percentage of people living with HIV who know their HIV status			Second 90: percentage of people living with HIV who know their status and who are on treatment			Third 90: percentage of people living with HIV on treatment who have suppressed viral loads			Viral load suppression: percentage of people living with HIV who are virally suppressed		
	All ages	Women (15 years and older)	Men (15 years and older)	All ages	Women (15 years and older)	Men (15 years and older)	All ages	Women (15 years and older)	Men (15 years and older)	All ages	Women (15 years and older)	Men (15 years and older)
Eastern Europe and central Asia	72	85	65	53	54	51	77	78	77	29	36	25
Albania				62	65	60						
Armenia	73	72	73	72	78	69	83	87	80	44	49	41
Azerbaijan				71			75					
Belarus	79	77	80	74	78	70	69	71	67	40	43	38
Bosnia and Herzegovina												
Georgia	59	50	62	84	95	80	85	87	85	42	41	42
Kazakhstan	88	>95	83	66	71	61	65	68	62	38	47	31
Kyrgyzstan	68	79	61	64	69	54	68	76	63	30	41	21
Montenegro	55	52	56	73	72	73	93	>95	92	38	38	38
Republic of Moldova	54	61	49	63	67	60	77	77	76	26	31	22
North Macedonia	59	41	61	91	>95	90	86	>95	85	46	41	47
Russian Federation												
Tajikistan	58	80	47	80	84	70	67	72	63	31	48	20
Turkmenistan												
Ukraine	71	89	59	73	75	72	93	93	93	48	62	40
Uzbekistan												

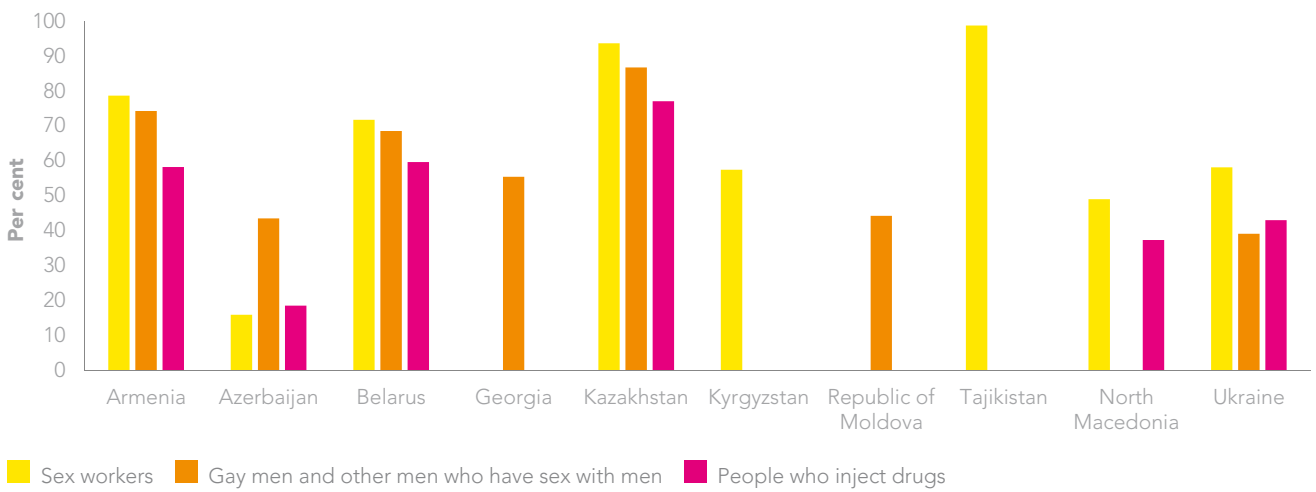
90–90–90: ■ 90% and above ■ 85–89% ■ 70–84% ■ 50–69% ■ Less than 50%
Viral load suppression: ■ 73% and above ■ 65–72% ■ 40–64% ■ 25–39% ■ Less than 25%

Source: UNAIDS special analysis, 2019.

FIGURE 16.9 Viral load suppression among adults (aged 15 years and older) living with HIV, by sex, eastern Europe and central Asia, 2018

Source: UNAIDS special analysis, 2019.

FIGURE 16.10 Knowledge of status among key populations, eastern Europe and central Asia, 2016–2018



Note: Data shown come from surveys, which are typically conducted in areas with high prevalence and needs and may not be nationally representative.

Source: Global AIDS Monitoring, 2016–2018.

HIV express testing services in St. Petersburg, Russian Federation, include mobile laboratories and clinics operated by community organizations. Credit: UNAIDS/Olga Rodionova

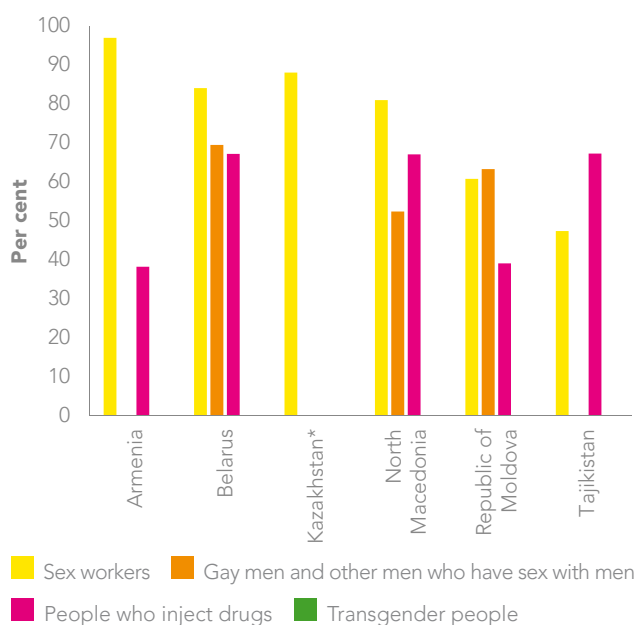


A COMBINATION APPROACH TO PREVENTION

The region is missing opportunities to reverse the upward trend in HIV infections. In addition to low viral suppression in the region, coverage of prevention services for key populations varied widely in the few countries with recently available data (Figure 16.11). In Belarus and Kazakhstan, more than 80% of female sex workers had received at least two HIV prevention services in the previous three months. Harm reduction services (such as needle–syringe programmes and opioid substitution therapy) were available at a large number of sites in Ukraine—and, to a lesser extent, Belarus—but they were either unavailable or highly restricted in several other countries, including some with large HIV epidemics among people who inject drugs (4).

Elimination of mother to child transmission of HIV is a priority in the region. The World Health Organization has validated the elimination of mother-to-child transmission of HIV in both Armenia and Belarus, and several other countries are making progress towards the certification of elimination. ■

FIGURE 16.11 Percentage of key populations who reported receiving at least two prevention services in the past three months, eastern Europe and central Asia, 2016–2018



Note 1: The use of an asterisk (*) indicates that data for marked countries come from programme data (which tends to show higher values due to the use as a denominator of the number of key population members that are linked to the programme) and not from a survey.

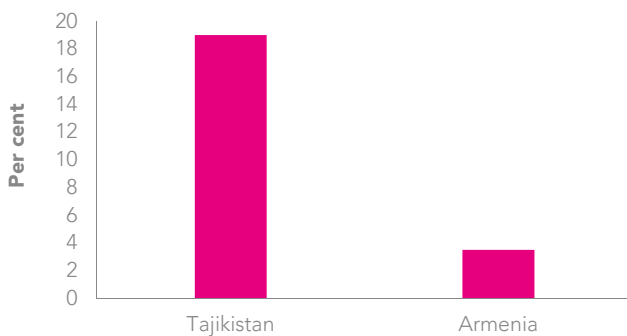
Note 2: Possible prevention services received among sex workers, gay men and other men who have sex with men and transgender people: condoms and lubricant, counselling on condom use and safe sex, and testing of STIs. Possible prevention services received among people who inject drugs: condoms and lubricant, counselling on condom use and safe sex, and clean needles or syringes.

Source: Global AIDS Monitoring, 2016–2018.

CONFRONTING STIGMA AND DISCRIMINATION

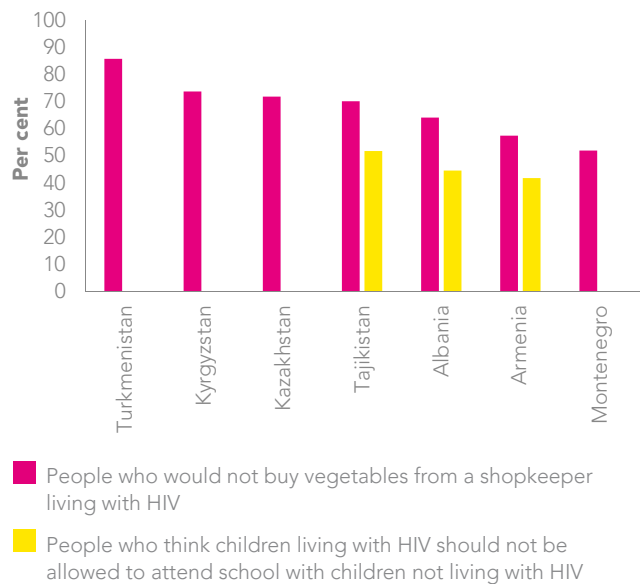
Population-based surveys reveal high levels of HIV-related stigma and discrimination in this region. At least 40% of survey respondents in three countries with data stated that children living with HIV should not attend the same schools as other children, and at least 70% of people in four countries said they would not buy vegetables from a shopkeeper who was living with HIV (Figure 16.13). ■

FIGURE 16.12 Percentage of ever-married or partnered women aged 15–49 years who experienced physical and/or sexual violence by an intimate partner in the past 12 months, eastern Europe and central Asia, most recent data, 2016–2017



Source: Population-based surveys, 2016–2017.

FIGURE 16.13 Percentage of men and women aged 15–49 years with discriminatory attitudes towards people living with HIV, eastern Europe and central Asia, 2013–2018



Note: Data for Kazakhstan, Kyrgyzstan, Tajikistan and Turkmenistan are for female respondents only.

Source: Population-based surveys, 2013–2018, countries with available data.



A Convictus outreach worker provides condoms to a sex worker in Kyiv, Ukraine.
Credit: Convictus

INVESTING TO END AN EPIDEMIC

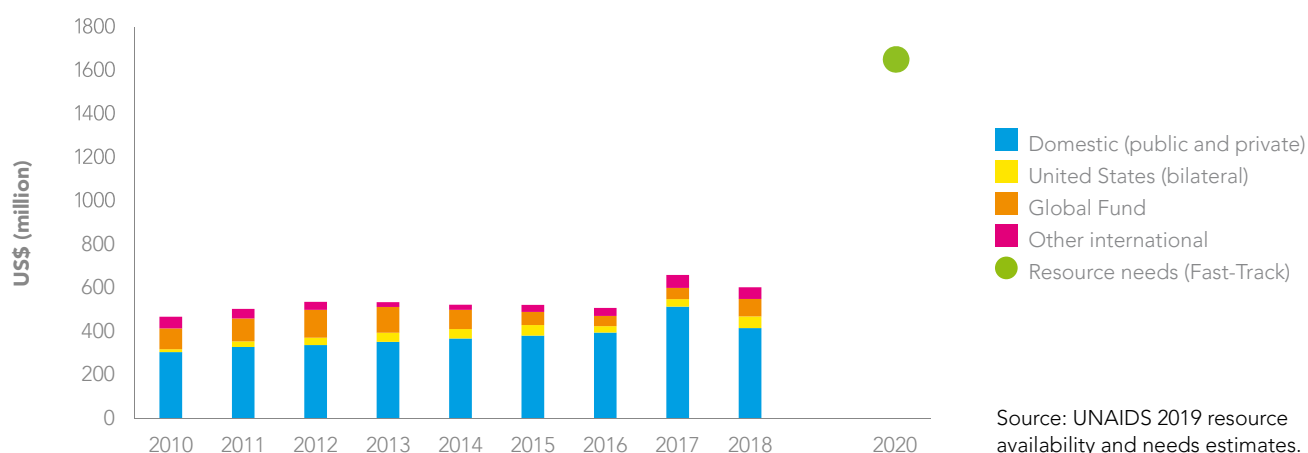
Total HIV funding in the region, not including the Russian Federation, increased by 29% from 2010, reaching US\$ 603 million in 2018 (in 2016 constant US dollars).¹ This represents a little more than one third of the resources needed to reach the region's 2020 Fast-Track Targets (Figure 16.14). Domestic resources increased by 36%, and there was a significant increase in bilateral resources from the Government of the United States of America (although that increase was from a very low level). Resources from the Global Fund to Fight AIDS, Tuberculosis and Malaria (the Global Fund), however, decreased by 16% over the same period.²

More than two thirds (69%) of the region's HIV response is funded from domestic sources, a slightly larger share

than in 2010. Bilateral funding from the United States accounted for 9% of resources available for HIV in 2018, while those from the Global Fund accounted for 13% and those from all other international contributors accounted for 9%.

Domestic resources available for HIV programmes in 2018 were 19% lower than in 2017 (in 2016 constant US dollars), while United States bilateral and Global Fund funding each increased by 56%. All other international donor funding decreased by 10%. The Russian Federation increased domestic financing of its response by 8% in 2018 (in national currency) over the previous year. ■

FIGURE 16.14 HIV resource availability, by source, eastern Europe and central Asia, 2010–2018, and projected resource needs by 2020



Note: Data from the Russian Federation is not included in this analysis.

¹ Details on the revised UNAIDS estimates for resource availability in low- and middle-income countries can be found in the Investing to End an Epidemic chapter.

² The Global Fund disbursements to countries decreased by 20% in 2018 because most funding grants ended in 2017, hence the changes in the level of disbursements.

REFERENCES

1. Fast-Track Kyiv report 2017: system changes for 90–90–90. Kyiv (Ukraine): Kyiv City Administration Department of Health; 2017 (<http://www.fast-trackcities.org/sites/default/files/Fast%20Track%20Kyiv%20Report%202017-%20System%20Changes%20for%2090%2090%2090.pdf>, accessed 20 June 2019).
2. Sazonova Y, Salyuk T; Alliance for Public Health. Main results of bio-behavioral surveillance among key populations. Kyiv (Ukraine): Alliance for Public Health; 2018 (http://aph.org.ua/wp-content/uploads/2018/10/OSNOVNY-REZULTATY-A4-ENG-site-version-16.10.2018_red.pdf, accessed 20 June 2019).
3. Kerrigan D, Kennedy CE, Morgan-Thomas R, Reza-Paul S, Mwangi P, Win KT et al. A community empowerment approach to the HIV response among sex workers: effectiveness, challenges, and considerations for implementation and scale-up. *The Lancet*. 2015;385:172-85.
4. Global state of harm reduction 2018. London: Harm Reduction International; 2018 (<https://www.hri.global/files/2019/02/05/global-state-harm-reduction-2018.pdf>, accessed 17 July 2019).

EPIDEMIC ESTIMATES

	2010	2015	2018
New HIV infections			
New HIV infections (all ages)	<500 [<200– <500]	<200 [<200– <500]	<200 [<200– <500]
New HIV infections (0–14)	... [...–...]	... [...–...]	... [...–...]
New HIV infections (women, 15+)	<100 [<100– <100]	<100 [<100– <100]	<100 [<100– <100]
New HIV infections (men, 15+)	<200 [<200– <200]	<200 [<100– <200]	<200 [<100– <500]
HIV incidence per 1000 population	0.08 [0.06–0.1]	0.06 [0.05–0.09]	0.06 [0.04–0.1]
AIDS-related deaths			
AIDS-related deaths (all ages)	<200 [<200– <200]	<200 [<100– <200]	<200 [<100– <200]
AIDS-related deaths (0–14)	... [...–...]	... [...–...]	... [...–...]
AIDS-related deaths (women, 15+)	<100 [<100– <100]	<100 [<100– <100]	<100 [<100– <100]
AIDS-related deaths (men, 15+)	<100 [<100– <200]	<100 [<100– <200]	<100 [<100– <200]
People living with HIV			
People living with HIV (all ages)	3300 [2800–4100]	3400 [2900–4100]	3500 [3000–4400]
People living with HIV (0–14)	... [...–...]	... [...–...]	... [...–...]
People living with HIV (women, 15+)	1100 [940–1400]	1100 [970–1400]	1200 [1000–1500]
People living with HIV (men, 15+)	2200 [1800–2700]	2200 [1900–2700]	2300 [1900–2800]
HIV prevalence (15–49)	0.2 [0.1–0.2]	0.2 [0.1–0.2]	0.2 [0.1–0.2]

LAWS AND POLICIES

Laws criminalizing the transmission of, non-disclosure of or exposure to HIV transmission	Yes
Criminalization of sex work among consenting adults	Any criminalization or punitive regulation of sex work
Criminalization of same-sex sexual acts	Laws penalizing same-sex sexual acts have been decriminalized or never existed
Drug use or possession for personal use is an offence	Possession of drugs for personal use or drug use and/or consumption are specified as criminal offences
Criminalization of transgender people	Neither criminalized nor prosecuted
Laws or policies restricting the entry, stay and residence of people living with HIV	No
Parental consent for adolescents to access HIV testing	Yes, for adolescents younger than 14 years
Spousal consent for married women to access sexual and reproductive health services	No
Mandatory HIV testing for marriage, work or residence permits or for certain groups	Yes

STIGMA AND DISCRIMINATION

Percentage of women and men aged 15–49 years who report discriminatory attitudes towards people living with HIV	2010	2016
	73	62.1

Percentage of people living with HIV denied health services because of their HIV status in the last 12 months

Percentage of people living with HIV who reported a health-care professional told others about their HIV status without their consent

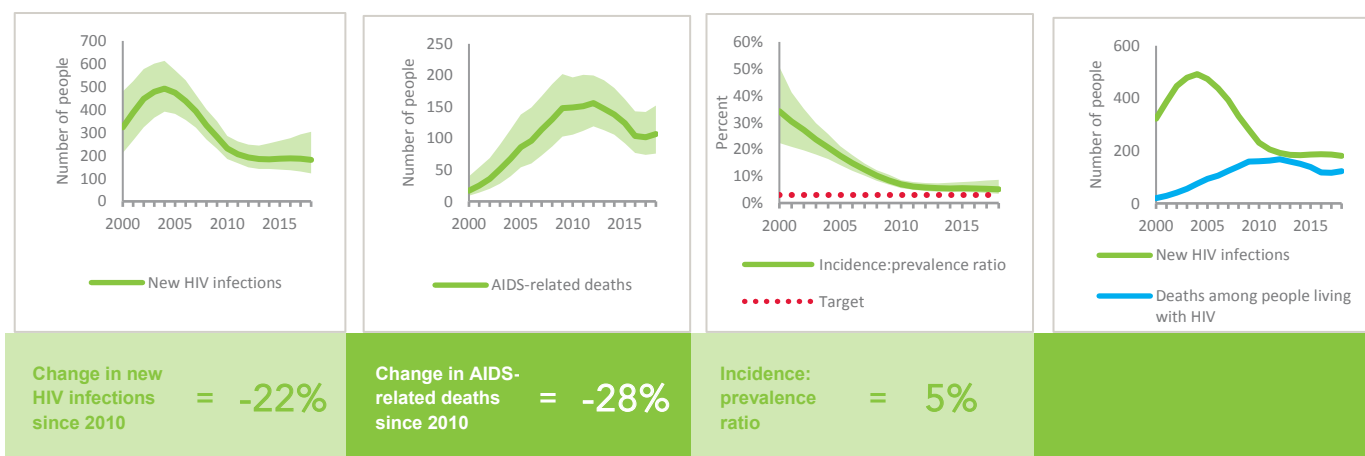
VIOLENCE

Proportion of ever-married or partnered women aged 15–49 years who experienced physical or sexual violence from a male intimate partner in the past 12 months	2016
	3.5

EXPENDITURES

	Financing sources					Total
	Domestic private	Domestic public	International: PEPFAR	International: Global Fund	International: all others	
Last available report: 2017	\$291 989	\$2 180 390	...	\$2 070 964	\$1 069 754	\$5 613 096

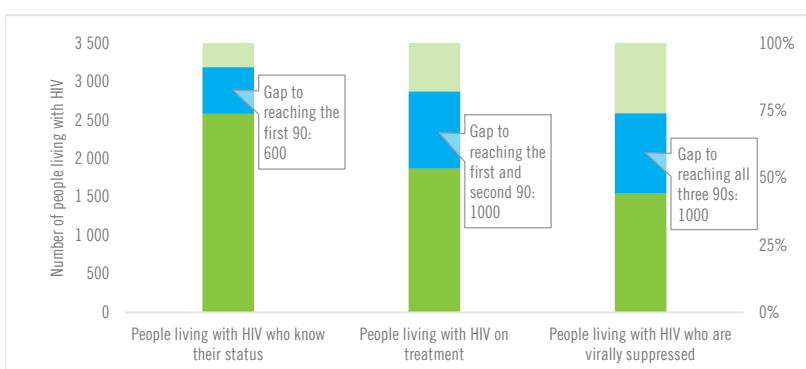
EPIDEMIC TRANSITION METRICS



KEY POPULATIONS

	Sex workers	Gay men and other men who have sex with men	People who inject drugs	Transgender people	Prisoners
Estimated size of population	4600	16 000	9000
HIV prevalence	0.6%	1.9%	1.9%	2.0%	0.2%
Know their HIV status	78.7%	74.3%	58.3%
Antiretroviral therapy coverage
Condom use	99.1%	69.7%	41.4%
Coverage of HIV prevention programmes	96.9%	...	38.1%
Avoidance of health care because of stigma and discrimination	9.3%	5.8%	36.4%
Expenditures (2017)	\$99 071	\$73 669	\$623 891

HIV TESTING AND TREATMENT CASCADE



	73% [61–90%]	53% [44–65%] 1900	44% [36–54%]
All ages			
Children (0–14)	...% [...–...%]	...% [...–...%]% [...–...%]
Women (15+)	72% [61–88%]	56% [47–69%] 680	49% [41–60%]
Men (15+)	73% [60–89%]	51% [42–62%] 1200	41% [34–50%]

ELIMINATION OF MOTHER-TO-CHILD TRANSMISSION

	2010	2018
Percentage of pregnant women living with HIV accessing antiretroviral medicines	...% [...–...%]	...% [...–...%]
Early infant diagnosis	...% [...–...%]	...% [...–...%]

HIV COMORBIDITIES

Estimated number of incident tuberculosis cases among people living with HIV (2017)	75 [49–110]
People living with HIV who started TB preventive therapy (2017)	3.7%
Cervical cancer screening of women living with HIV	...
People coinfectd with HIV and hepatitis B virus receiving combined treatment (2018)	100%
People coinfectd with HIV and hepatitis C virus starting hepatitis C treatment (2018)	0%

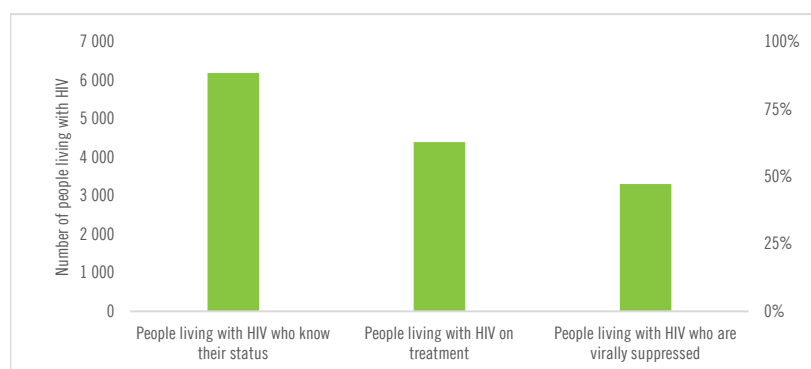
HIV PREVENTION

Adults aged 15+ years with unsuppressed viral load	<0.1%
Knowledge of HIV prevention among young people aged 15–24 years (2016)	
— Women	20.2%
— Men	12.5%
Condom use at last sex with a non-marital, non-cohabiting partner (2016)	
— Women	54.1%
— Men	82%
Women aged 15–49 years who have their demand for family planning satisfied by modern methods (2016)	40.6%
Men aged 15–49 years who are circumcised	Not applicable
Voluntary medical male circumcisions performed according to national standards	Not applicable
People who received PrEP at least once during the reporting period (2018)	8
Harm reduction	
— Use of sterile injecting equipment at last injection (2018)	86.1%
— Needles and syringes distributed per person who injects (2018)	71
— Coverage of opioid substitution therapy (2018)	6.3%
— Naloxone available (2019)	No
— Safe injection rooms available (2019)	No

KEY POPULATIONS

	Sex workers	Gay men and other men who have sex with men	People who inject drugs	Transgender people	Prisoners
Estimated size of population	32 000	24 000	60 000
HIV prevalence	3.5%	1.1%	6.9%	...	1.9%
Know their HIV status	16.0%	43.6%	18.6%
Antiretroviral therapy coverage	75.8%
Condom use	53.5%	68.8%	11.2%
Coverage of HIV prevention programmes
Avoidance of health care because of stigma and discrimination
Expenditures (0)

HIV TESTING AND TREATMENT CASCADE



	...% [...-...%]	...% [...-...%]	...% [...-...%]
All ages	...	4400	...
Children (0–14)	...	110	...
Women (15+)	...	1400	...
Men (15+)	...	2500	...

EXPENDITURES

	Financing sources					Total
	Domestic private	Domestic public	International: PEPFAR	International: Global Fund	International: all others	
Last available report: 2014	...	\$14 215 892	...	\$6 177 985	\$233 483	\$20 627 360

HIV COMORBIDITIES

Estimated number of incident tuberculosis cases among people living with HIV (2017)	110 [71–160]
People living with HIV who started TB preventive therapy (2017)	52.1%
Cervical cancer screening of women living with HIV	...
People coinfecting with HIV and hepatitis B virus receiving combined treatment	...
People coinfecting with HIV and hepatitis C virus starting hepatitis C treatment	...

HIV PREVENTION

Adults aged 15+ years with unsuppressed viral load	...
Knowledge of HIV prevention among young people aged 15–24 years	...
— Women	...
— Men	...
Condom use at last sex with a non-marital, non-cohabiting partner	...
— Women	...
— Men	...
Women aged 15–49 years who have their demand for family planning satisfied by modern methods	...
Men aged 15–49 years who are circumcised	Not applicable
Voluntary medical male circumcisions performed according to national standards	Not applicable
People who received PrEP at least once during the reporting period	...
Harm reduction	...
— Use of sterile injecting equipment at last injection (2018)	80.6%
— Needles and syringes distributed per person who injects (2018)	109
— Coverage of opioid substitution therapy (2018)	1.5%
— Naloxone available (2019)	No
— Safe injection rooms available (2019)	No

Note: HIV epidemiological estimates were not available at the time of publication.

LAWS AND POLICIES

Laws criminalizing the transmission of, non-disclosure of or exposure to HIV transmission	Yes
Criminalization of sex work among consenting adults	Any criminalization or punitive regulation of sex work
Criminalization of same-sex sexual acts	Laws penalizing same-sex sexual acts have been decriminalized or never existed
Drug use or possession for personal use is an offence	The law allows possession of a certain amount of drugs
Criminalization of transgender people	Neither criminalized nor prosecuted
Laws or policies restricting the entry, stay and residence of people living with HIV	Yes
Parental consent for adolescents to access HIV testing	Yes, for adolescents younger than 16 years
Spousal consent for married women to access sexual and reproductive health services	No
Mandatory HIV testing for marriage, work or residence permits or for certain groups	Yes

STIGMA AND DISCRIMINATION

Percentage of women and men aged 15–49 years who report discriminatory attitudes towards people living with HIV

Percentage of people living with HIV denied health services because of their HIV status in the last 12 months

Percentage of people living with HIV who reported a health-care professional told others about their HIV status without their consent

VIOLENCE

Proportion of ever-married or partnered women aged 15–49 years who experienced physical or sexual violence from a male intimate partner in the past 12 months

EPIDEMIC ESTIMATES

	2010	2015	2018
New HIV infections			
New HIV infections (all ages)	1900 [1500–2400]	2300 [1800–3200]	2000 [1400–3100]
New HIV infections (0–14)	<100 [<100– <100]	<100 [<100– <100]	<100 [<100– <100]
New HIV infections (women, 15+)	780 [600–970]	960 [710–1300]	790 [550–1200]
New HIV infections (men, 15+)	1100 [820–1300]	1300 [1000–1900]	1200 [810–1800]
HIV incidence per 1000 population	0.21 [0.16–0.26]	0.26 [0.2–0.35]	0.22 [0.16–0.34]
AIDS-related deaths			
AIDS-related deaths (all ages)	<200 [<100– <500]	<500 [<200– <500]	<500 [<200– <500]
AIDS-related deaths (0–14)	<100 [<100– <100]	<100 [<100– <100]	<100 [<100– <100]
AIDS-related deaths (women, 15+)	<100 [<100– <200]	<100 [<100– <200]	<100 [<100– <200]
AIDS-related deaths (men, 15+)	<100 [<100– <200]	<200 [<100– <500]	<200 [<100– <500]
People living with HIV			
People living with HIV (all ages)	12 000 [10 000–15 000]	22 000 [18 000–27 000]	27 000 [22 000–34 000]
People living with HIV (0–14)	<200 [<100– <200]	<500 [<200– <500]	<500 [<200– <500]
People living with HIV (women, 15+)	5200 [4300–6400]	9200 [7500–11 000]	11 000 [9200–15 000]
People living with HIV (men, 15+)	7200 [6000–8800]	12 000 [10 000–15 000]	15 000 [12 000–19 000]
HIV prevalence (15–49)	0.2 [0.2–0.3]	0.4 [0.3–0.5]	0.5 [0.4–0.6]

LAWS AND POLICIES

Laws criminalizing the transmission of, non-disclosure of or exposure to HIV transmission	Yes
Criminalization of sex work among consenting adults	Any criminalization or punitive regulation of sex work
Criminalization of same-sex sexual acts	Laws penalizing same-sex sexual acts have been decriminalized or never existed
Drug use or possession for personal use is an offence	Possession of drugs for personal use or drug use and/or consumption are specified as criminal offences
Criminalization of transgender people	Neither criminalized nor prosecuted
Laws or policies restricting the entry, stay and residence of people living with HIV	No
Parental consent for adolescents to access HIV testing	Yes, for adolescents younger than 14 years
Spousal consent for married women to access sexual and reproductive health services	No
Mandatory HIV testing for marriage, work or residence permits or for certain groups	Yes

STIGMA AND DISCRIMINATION

Percentage of women and men aged 15–49 years who report discriminatory attitudes towards people living with HIV

Percentage of people living with HIV denied health services because of their HIV status in the last 12 months

Percentage of people living with HIV who reported a health-care professional told others about their HIV status without their consent

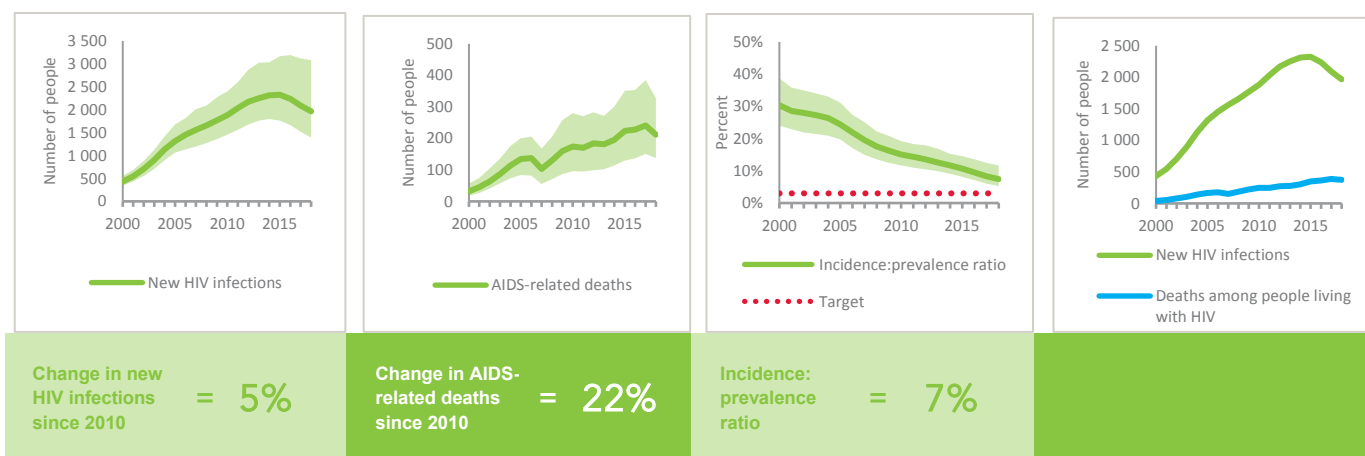
VIOLENCE

Proportion of ever-married or partnered women aged 15–49 years who experienced physical or sexual violence from a male intimate partner in the past 12 months

EXPENDITURES

	Financing sources					Total
	Domestic private	Domestic public	International: PEPFAR	International: Global Fund	International: all others	
Last available report: 2017	...	\$16 302 125	...	\$4 656 596	\$41 526	\$21 000 247

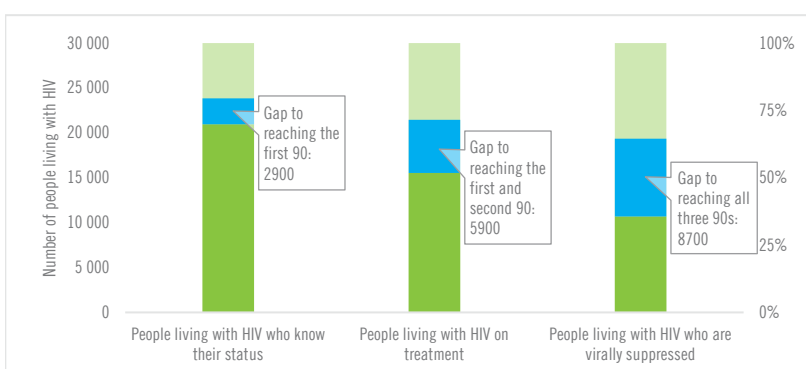
EPIDEMIC TRANSITION METRICS



KEY POPULATIONS

	Sex workers	Gay men and other men who have sex with men	People who inject drugs	Transgender people	Prisoners
Estimated size of population
HIV prevalence	7.0%	9.8%	30.8%	...	8.5%
Know their HIV status	71.8%	68.6%	59.7%
Antiretroviral therapy coverage	40.5%	...	69.9%
Condom use	85.0%	73.8%	51.5%
Coverage of HIV prevention programmes	84.0%	69.4%	67.1%
Avoidance of health care because of stigma and discrimination
Expenditures (2017)	\$398 774	\$287 004	\$1 239 188

HIV TESTING AND TREATMENT CASCADE



	79% [65- >95%]	59% [48-75%] 15 500	40% [33-52%]
All ages			
Children (0-14)	88% [64- >95%]	88% [64- >95%] 220	79% [57- >95%]
Women (15+)	77% [63- >95%]	61% [49-78%] 6900	43% [35-55%]
Men (15+)	80% [66- >95%]	57% [46-73%] 8400	38% [31-49%]

ELIMINATION OF MOTHER-TO-CHILD TRANSMISSION

	2010	2018
Percentage of pregnant women living with HIV accessing antiretroviral medicines	62% [47-79%]	90% [67- >95%]
Early infant diagnosis	47.2% [36.9-61.7%]	92.3% [70.1- >95%]

HIV COMORBIDITIES

Estimated number of incident tuberculosis cases among people living with HIV (2017)	270 [210-340]
People living with HIV who started TB preventive therapy (2017)	0%
Cervical cancer screening of women living with HIV	...
People coinfectd with HIV and hepatitis B virus receiving combined treatment (2018)	89.3%
People coinfectd with HIV and hepatitis C virus starting hepatitis C treatment (2018)	89.1%

HIV PREVENTION

Adults aged 15+ years with unsuppressed viral load	0.2%
Knowledge of HIV prevention among young people aged 15-24 years	...
— Women	...
— Men	...
Condom use at last sex with a non-marital, non-cohabiting partner	...
— Women	...
— Men	...
Women aged 15-49 years who have their demand for family planning satisfied by modern methods	...
Men aged 15-49 years who are circumcised	Not applicable
Voluntary medical male circumcisions performed according to national standards	Not applicable
People who received PrEP at least once during the reporting period	...
Harm reduction	
— Use of sterile injecting equipment at last injection (2017)	87.9%
— Needles and syringes distributed per person who injects (2018)	60
— Coverage of opioid substitution therapy (2018)	3.9%
— Naloxone available (2019)	Yes
— Safe injection rooms available (2019)	No

EPIDEMIC ESTIMATES

	2010	2015	2018
New HIV infections			
New HIV infections (all ages)	780 [620–980]	740 [580–910]	710 [530–980]
New HIV infections (0–14)	... [...-...]	... [...-...]	... [...-...]
New HIV infections (women, 15+)	<500 [<200– <500]	<500 [<200– <500]	<500 [<200– <500]
New HIV infections (men, 15+)	540 [<500–680]	510 [<500–640]	<500 [<500–660]
HIV incidence per 1000 population	0.18 [0.14–0.22]	0.18 [0.14–0.22]	0.18 [0.13–0.24]
AIDS-related deaths			
AIDS-related deaths (all ages)	<100 [<100– <100]	<200 [<100– <500]	<500 [<200– <500]
AIDS-related deaths (0–14)	... [...-...]	... [...-...]	... [...-...]
AIDS-related deaths (women, 15+)	<100 [<100– <100]	<100 [<100– <100]	<100 [<100– <200]
AIDS-related deaths (men, 15+)	<100 [<100– <100]	<100 [<100– <200]	<200 [<200– <500]
People living with HIV			
People living with HIV (all ages)	5600 [4500–6700]	8200 [7000–9700]	9400 [8100–11 000]
People living with HIV (0–14)	... [...-...]	... [...-...]	... [...-...]
People living with HIV (women, 15+)	1800 [1400–2100]	2600 [2200–3000]	3000 [2600–3500]
People living with HIV (men, 15+)	3800 [3000–4500]	5600 [4800–6600]	6300 [5400–7400]
HIV prevalence (15–49)	0.2 [0.2–0.2]	0.3 [0.3–0.4]	0.4 [0.3–0.4]

LAWS AND POLICIES

Laws criminalizing the transmission of, non-disclosure of or exposure to HIV transmission	Yes
Criminalization of sex work among consenting adults	Any criminalization or punitive regulation of sex work
Criminalization of same-sex sexual acts	No specific legislation
Drug use or possession for personal use is an offence	Possession of drugs for personal use or drug use and/or consumption are specified as criminal offences
Criminalization of transgender people	Neither criminalized nor prosecuted
Laws or policies restricting the entry, stay and residence of people living with HIV	No
Parental consent for adolescents to access HIV testing	Yes, for adolescents younger than 16 years
Spousal consent for married women to access sexual and reproductive health services	No
Mandatory HIV testing for marriage, work or residence permits or for certain groups	Yes

STIGMA AND DISCRIMINATION

Percentage of women and men aged 15–49 years who report discriminatory attitudes towards people living with HIV

Percentage of people living with HIV denied health services because of their HIV status in the last 12 months

Percentage of people living with HIV who reported a health-care professional told others about their HIV status without their consent

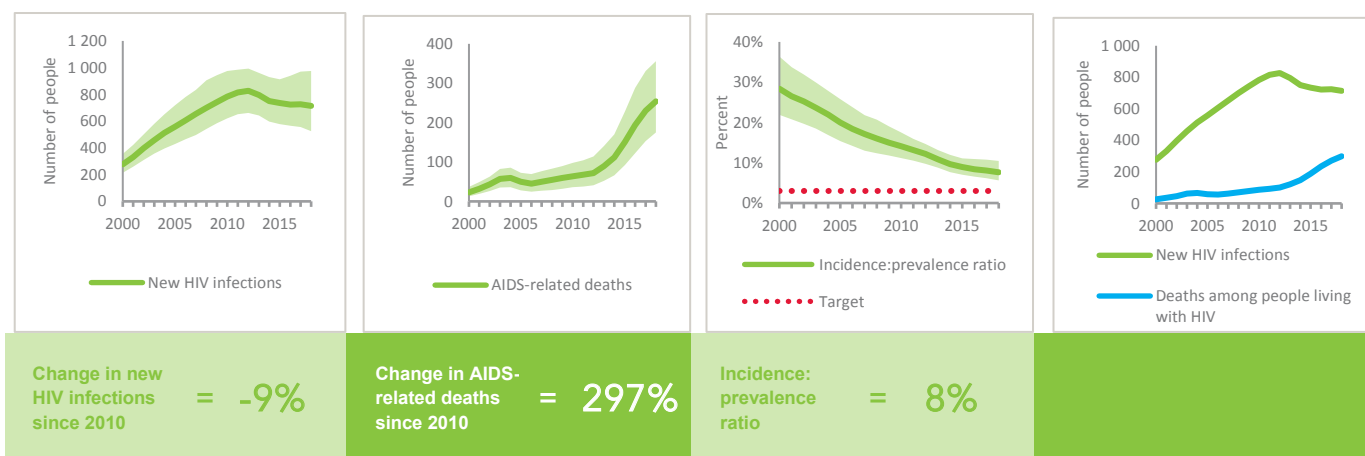
VIOLENCE

Proportion of ever-married or partnered women aged 15–49 years who experienced physical or sexual violence from a male intimate partner in the past 12 months

EXPENDITURES

	Financing sources					Total
	Domestic private	Domestic public	International: PEPFAR	International: Global Fund	International: all others	
Last available report: 2017	\$376 292	\$13 444 827	...	\$6 040 729	\$67 647	\$19 929 496

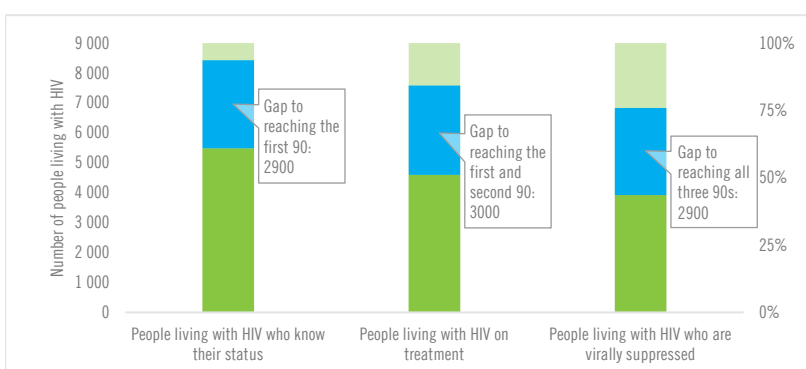
EPIDEMIC TRANSITION METRICS



KEY POPULATIONS

	Sex workers	Gay men and other men who have sex with men	People who inject drugs	Transgender people	Prisoners
Estimated size of population	...	19 000
HIV prevalence	0.9%	16.2%	2.3%	...	0.2%
Know their HIV status	...	55.5%
Antiretroviral therapy coverage
Condom use	93.4%	72.5%	36.5%
Coverage of HIV prevention programmes
Avoidance of health care because of stigma and discrimination
Expenditures (2017)	\$320 423	\$522 225	\$4 679 165		

HIV TESTING AND TREATMENT CASCADE



	59% [51–68%]	49% [42–57%] 4600	42% [36–49%]
All ages			
Children (0–14)	...% [...–...%]	...% [...–...%]% [...–...%]
Women (15+)	50% [43–59%]	48% [41–56%] 1400	41% [36–48%]
Men (15+)	62% [53–73%]	50% [43–58%] 3100	42% [36–49%]

ELIMINATION OF MOTHER-TO-CHILD TRANSMISSION

	2010	2018
Percentage of pregnant women living with HIV accessing antiretroviral medicines	...% [...–...%]	...% [...–...%]
Early infant diagnosis	...% [...–...%]	...% [...–...%]

HIV COMORBIDITIES

Estimated number of incident tuberculosis cases among people living with HIV (2017)	59 [49–70]
People living with HIV who started TB preventive therapy (2017)	19.7%
Cervical cancer screening of women living with HIV	...
People coinfecting with HIV and hepatitis B virus receiving combined treatment (2018)	92.5%
People coinfecting with HIV and hepatitis C virus starting hepatitis C treatment (2018)	28.6%

HIV PREVENTION

Adults aged 15+ years with unsuppressed viral load	0.2%
Knowledge of HIV prevention among young people aged 15–24 years	
— Women	...
— Men	...
Condom use at last sex with a non-marital, non-cohabiting partner	
— Women	...
— Men	...
Women aged 15–49 years who have their demand for family planning satisfied by modern methods	...
Men aged 15–49 years who are circumcised	Not applicable
Voluntary medical male circumcisions performed according to national standards	Not applicable
People who received PrEP at least once during the reporting period (2018)	121
Harm reduction	
— Use of sterile injecting equipment at last injection (2017)	90.4%
— Needles and syringes distributed per person who injects (2018)	72
— Coverage of opioid substitution therapy (2018)	48.7%
— Naloxone available (2019)	Yes
— Safe injection rooms available (2019)	No

EPIDEMIC ESTIMATES

	2010	2015	2018
New HIV infections			
New HIV infections (all ages)	2000 [1900–2000]	2500 [2400–2600]	2600 [2500–2700]
New HIV infections (0–14)	<100 [<100– <100]	<100 [<100– <100]	<100 [<100– <100]
New HIV infections (women, 15+)	670 [620–720]	850 [780–910]	880 [810–940]
New HIV infections (men, 15+)	1300 [1200–1300]	1600 [1500–1700]	1700 [1600–1800]
HIV incidence per 1000 population	0.12 [0.11–0.12]	0.14 [0.13–0.14]	0.14 [0.13–0.14]
AIDS-related deaths			
AIDS-related deaths (all ages)	<500 [<500– <500]	<500 [<500–540]	<500 [<500–530]
AIDS-related deaths (0–14)	<100 [<100– <100]	<100 [<100– <100]	<100 [<100– <100]
AIDS-related deaths (women, 15+)	<100 [<100– <200]	<200 [<100– <200]	<100 [<100– <200]
AIDS-related deaths (men, 15+)	<200 [<200– <500]	<500 [<500– <500]	<500 [<500– <500]
People living with HIV			
People living with HIV (all ages)	11 000 [10 000–11 000]	20 000 [18 000–21 000]	26 000 [24 000–27 000]
People living with HIV (0–14)	<200 [<200– <200]	<200 [<200– <500]	<500 [<500– <500]
People living with HIV (women, 15+)	3800 [3500–4000]	7000 [6500–7500]	9200 [8600–9800]
People living with HIV (men, 15+)	6900 [6400–7400]	13 000 [12 000–13 000]	16 000 [15 000–17 000]
HIV prevalence (15–49)	0.1 [<0.1–0.1]	0.2 [0.2–0.2]	0.2 [0.2–0.2]

LAWS AND POLICIES

Laws criminalizing the transmission of, non-disclosure of or exposure to HIV transmission	Yes
Criminalization of sex work among consenting adults	Sex work is not subject to punitive regulations or is not criminalized
Criminalization of same-sex sexual acts	Laws penalizing same-sex sexual acts have been decriminalized or never existed
Drug use or possession for personal use is an offence	Possession of drugs for personal use or drug use and/or consumption are specified as non-criminal offences
Criminalization of transgender people	Neither criminalized nor prosecuted
Laws or policies restricting the entry, stay and residence of people living with HIV	Yes
Parental consent for adolescents to access HIV testing	Yes, for adolescents younger than 18 years
Spousal consent for married women to access sexual and reproductive health services	No
Mandatory HIV testing for marriage, work or residence permits or for certain groups	Yes

STIGMA AND DISCRIMINATION

Percentage of women and men aged 15–49 years who report discriminatory attitudes towards people living with HIV (2015 refers to women only)	2011	2015
	64.8	71.9
Percentage of people living with HIV denied health services because of their HIV status in the last 12 months	2015	
		17.6
Percentage of people living with HIV who reported a health-care professional told others about their HIV status without their consent	2015	
		22.9

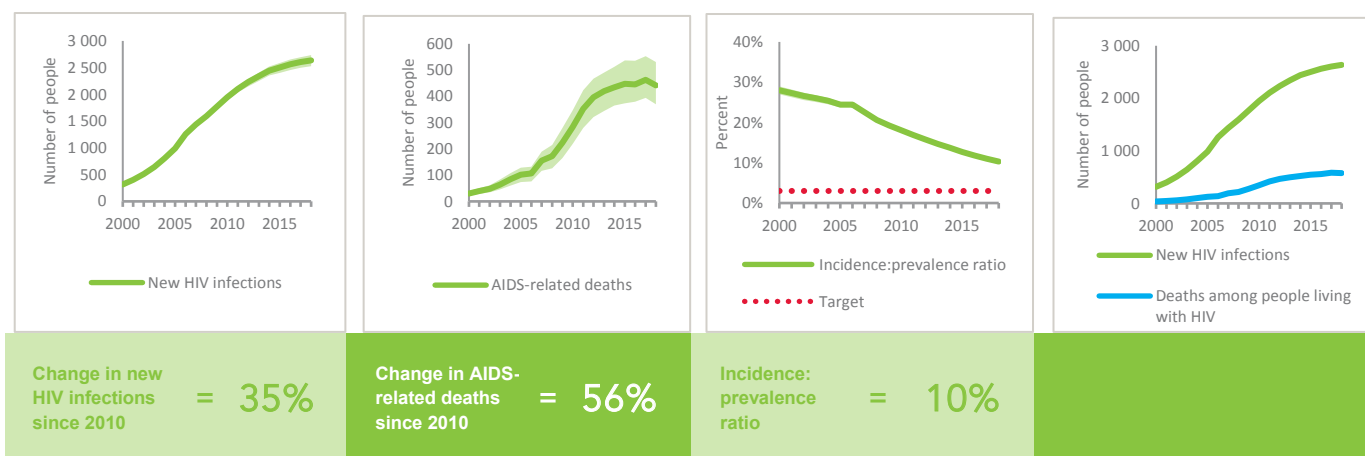
VIOLENCE

Proportion of ever-married or partnered women aged 15–49 years who experienced physical or sexual violence from a male intimate partner in the past 12 months

EXPENDITURES

	Financing sources					Total
	Domestic private	Domestic public	International: PEPFAR	International: Global Fund	International: all others	
Last available report: 2018	\$0	\$31 104 180	\$1 392 742	\$889 291	\$207 825	\$33 594 038

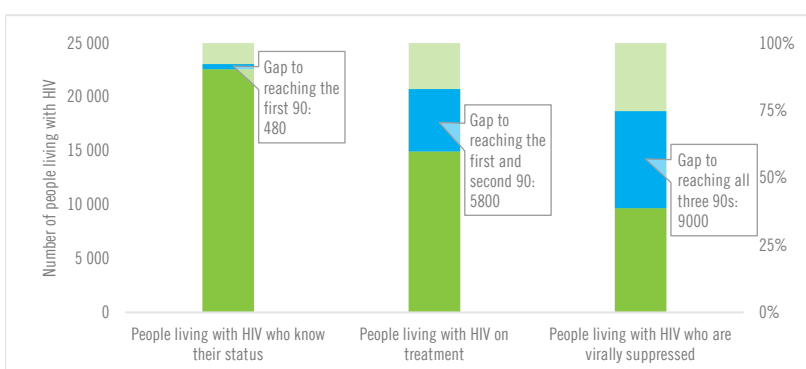
EPIDEMIC TRANSITION METRICS



KEY POPULATIONS

	Sex workers	Gay men and other men who have sex with men	People who inject drugs	Transgender people	Prisoners
Estimated size of population
HIV prevalence	1.9%	6.2%	7.9%	...	3.5%
Know their HIV status	93.7%	86.8%	77.1%
Antiretroviral therapy coverage
Condom use	92.3%	77.8%	51.8%
Coverage of HIV prevention programmes	88.0%
Avoidance of health care because of stigma and discrimination
Expenditures (2017)	\$1 466 971	\$620 739	\$3 150 493		

HIV TESTING AND TREATMENT CASCADE



	2010	2018
All ages	88% [81-94%]	58% [54-62%] 15 000
Children (0-14)	>95% [86- >95%]	>95% [>95- >95%] 430
Women (15+)	>95% [90- >95%]	69% [64-73%] 6400
Men (15+)	83% [76-89%]	51% [46-55%] 8100

ELIMINATION OF MOTHER-TO-CHILD TRANSMISSION

	2010	2018
Percentage of pregnant women living with HIV accessing antiretroviral medicines	...% [...-...%]	...% [...-...%]
Early infant diagnosis	...% [...-...%]	...% [...-...%]

HIV COMORBIDITIES

Estimated number of incident tuberculosis cases among people living with HIV (2017)	530 [340-750]
People living with HIV who started TB preventive therapy (2017)	44%
Cervical cancer screening of women living with HIV	...
People coinfecting with HIV and hepatitis B virus receiving combined treatment (2018)	86.9%
People coinfecting with HIV and hepatitis C virus starting hepatitis C treatment (2018)	4.3%

HIV PREVENTION

Adults aged 15+ years with unsuppressed viral load	0.1%
Knowledge of HIV prevention among young people aged 15-24 years (2015)	
— Women	26.7%
— Men	...
Condom use at last sex with a non-marital, non-cohabiting partner	
— Women	...
— Men	...
Women aged 15-49 years who have their demand for family planning satisfied by modern methods	...
Men aged 15-49 years who are circumcised	Not applicable
Voluntary medical male circumcisions performed according to national standards	Not applicable
People who received PrEP at least once during the reporting period	...
Harm reduction	
— Use of sterile injecting equipment at last injection (2018)	52.6%
— Needles and syringes distributed per person who injects (2018)	95
— Coverage of opioid substitution therapy (2018)	0.4%
— Naloxone available (2019)	Yes
— Safe injection rooms available (2019)	No

EPIDEMIC ESTIMATES

	2010	2015	2018
New HIV infections			
New HIV infections (all ages)	1100 [840–1500]	770 [510–1200]	570 [<500–970]
New HIV infections (0–14)	<100 [<100– <100]	<100 [<100– <100]	<100 [<100– <100]
New HIV infections (women, 15+)	<500 [<500– <500]	<500 [<200– <500]	<200 [<100– <500]
New HIV infections (men, 15+)	760 [560–1000]	520 [<500–780]	<500 [<500–660]
HIV incidence per 1000 population	0.2 [0.15–0.28]	0.13 [0.08–0.2]	0.09 [0.05–0.16]
AIDS-related deaths			
AIDS-related deaths (all ages)	<200 [<100– <200]	<200 [<100– <500]	<200 [<200– <500]
AIDS-related deaths (0–14)	<100 [<100– <100]	<100 [<100– <100]	<100 [<100– <100]
AIDS-related deaths (women, 15+)	<100 [<100– <100]	<100 [<100– <100]	<100 [<100– <100]
AIDS-related deaths (men, 15+)	<100 [<100– <200]	<200 [<100– <200]	<200 [<100– <500]
People living with HIV			
People living with HIV (all ages)	4100 [3200–5500]	7600 [5900–10 000]	8500 [6500–12 000]
People living with HIV (0–14)	<200 [<200– <200]	<500 [<500– <500]	<500 [<500– <500]
People living with HIV (women, 15+)	1200 [950–1600]	2300 [1800–3100]	2700 [2100–3700]
People living with HIV (men, 15+)	2700 [2200–3700]	4900 [3800–6700]	5400 [4100–7500]
HIV prevalence (15–49)	0.1 [<0.1–0.2]	0.2 [0.2–0.3]	0.2 [0.2–0.3]

LAWS AND POLICIES

Laws criminalizing the transmission of, non-disclosure of or exposure to HIV transmission	Yes
Criminalization of sex work among consenting adults	Any criminalization or punitive regulation of sex work
Criminalization of same-sex sexual acts	Laws penalizing same-sex sexual acts have been decriminalized or never existed
Drug use or possession for personal use is an offence	Possession of drugs for personal use or drug use and/or consumption are specified as criminal offences
Criminalization of transgender people	Neither criminalized nor prosecuted
Laws or policies restricting the entry, stay and residence of people living with HIV	Yes
Parental consent for adolescents to access HIV testing	Yes, for adolescents younger than 18 years
Spousal consent for married women to access sexual and reproductive health services	No
Mandatory HIV testing for marriage, work or residence permits or for certain groups	Yes

STIGMA AND DISCRIMINATION

Percentage of women aged 15–49 years who report discriminatory attitudes towards people living with HIV	2006	2014
	83.4	73.7
Percentage of people living with HIV denied health services because of their HIV status in the last 12 months		2015
		9.1
Percentage of people living with HIV who reported a health-care professional told others about their HIV status without their consent		2015
		31.3

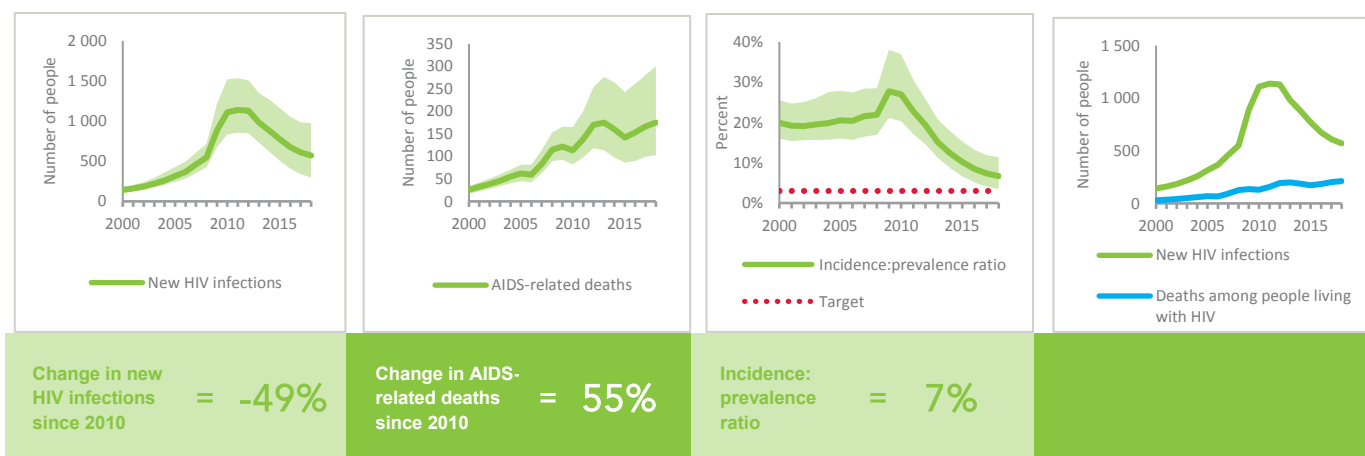
VIOLENCE

Proportion of ever-married or partnered women aged 15–49 years who experienced physical or sexual violence from a male intimate partner in the past 12 months

EXPENDITURES

	Financing sources					Total
	Domestic private	Domestic public	International: PEPFAR	International: Global Fund	International: all others	
Last available report: 2018	...	\$2 456 267	\$9 961 526

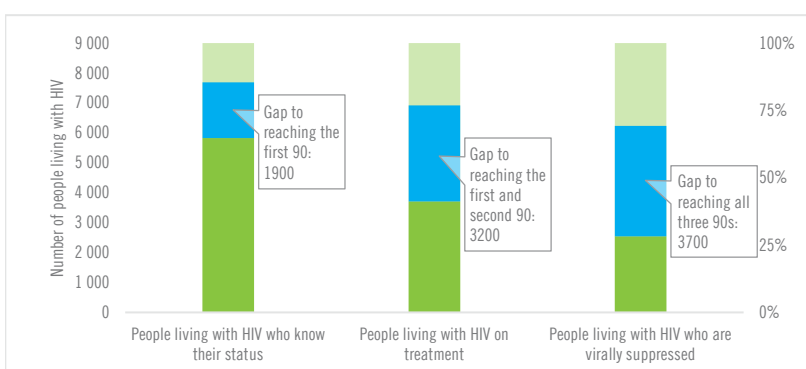
EPIDEMIC TRANSITION METRICS



KEY POPULATIONS

	Sex workers	Gay men and other men who have sex with men	People who inject drugs	Transgender people	Prisoners
Estimated size of population
HIV prevalence	2.0%	6.6%	14.3%	...	11.3%
Know their HIV status	57.5%
Antiretroviral therapy coverage
Condom use	97.2%	...	58.8%
Coverage of HIV prevention programmes	...	37.8%	40.4%
Avoidance of health care because of stigma and discrimination
Expenditures (2017)	\$552 714	\$791 769	\$2 776 249		

HIV TESTING AND TREATMENT CASCADE



	68% [52–92%]	43% [33–59%] 3700	30% [22–40%]
All ages			
Children (0–14)	>95% [81– >95%]	>95% [>95– >95%] 450	78% [65– >95%]
Women (15+)	79% [60– >95%]	54% [41–73%] 1500	41% [31–55%]
Men (15+)	61% [46–84%]	33% [25–46%] 1800	21% [16–29%]

ELIMINATION OF MOTHER-TO-CHILD TRANSMISSION

	2010	2018
Percentage of pregnant women living with HIV accessing antiretroviral medicines	76% [55– >95%]	88% [69– >95%]
Early infant diagnosis	<1% [<1– <1%]	82.1% [61.4– >95%]

HIV COMORBIDITIES

Estimated number of incident tuberculosis cases among people living with HIV (2017)	310 [250–370]
People living with HIV who started TB preventive therapy (2017)	94.4%
Cervical cancer screening of women living with HIV	...
People coinfectd with HIV and hepatitis B virus receiving combined treatment (2018)	94.1%
People coinfectd with HIV and hepatitis C virus starting hepatitis C treatment (2018)	23.8%

HIV PREVENTION

Adults aged 15+ years with unsuppressed viral load	0.1%
Knowledge of HIV prevention among young people aged 15–24 years (2014)	
— Women	19.8%
— Men	...
Condom use at last sex with a non-marital, non-cohabiting partner	
— Women	...
— Men	...
Women aged 15–49 years who have their demand for family planning satisfied by modern methods	...
Men aged 15–49 years who are circumcised	Not applicable
Voluntary medical male circumcisions performed according to national standards	Not applicable
People who received PrEP at least once during the reporting period (2018)	2
Harm reduction	
— Use of sterile injecting equipment at last injection (2017)	80.9%
— Needles and syringes distributed per person who injects (2018)	170
— Coverage of opioid substitution therapy (2018)	4.4%
— Naloxone available (2019)	Yes
— Safe injection rooms available (2019)	No

EPIDEMIC ESTIMATES

	2010	2015	2018
New HIV infections			
New HIV infections (all ages)	<100 [<100– <100]	<100 [<100– <100]	<100 [<100– <100]
New HIV infections (0–14)	... [...–...]	... [...–...]	... [...–...]
New HIV infections (women, 15+)	<100 [<100– <100]	<100 [<100– <100]	<100 [<100– <100]
New HIV infections (men, 15+)	<100 [<100– <100]	<100 [<100– <100]	<100 [<100– <100]
HIV incidence per 1000 population	0.03 [0.03–0.04]	0.06 [0.05–0.07]	0.08 [0.06–0.1]
AIDS-related deaths			
AIDS-related deaths (all ages)	<100 [<100– <100]	<100 [<100– <100]	<100 [<100– <100]
AIDS-related deaths (0–14)	... [...–...]	... [...–...]	... [...–...]
AIDS-related deaths (women, 15+)	<100 [<100– <100]	<100 [<100– <100]	<100 [<100– <100]
AIDS-related deaths (men, 15+)	<100 [<100– <100]	<100 [<100– <100]	<100 [<100– <100]
People living with HIV			
People living with HIV (all ages)	<200 [<200– <200]	<500 [<500– <500]	<500 [<500– <500]
People living with HIV (0–14)	... [...–...]	... [...–...]	... [...–...]
People living with HIV (women, 15+)	<100 [<100– <100]	<100 [<100– <100]	<100 [<100– <100]
People living with HIV (men, 15+)	<200 [<200– <200]	<500 [<500– <500]	<500 [<500– <500]
HIV prevalence (15–49)	<0.1 [<0.1– <0.1]	<0.1 [<0.1– <0.1]	0.1 [<0.1–0.1]

LAWS AND POLICIES

Laws criminalizing the transmission of, non-disclosure of or exposure to HIV transmission	Yes
Criminalization of sex work among consenting adults	Any criminalization or punitive regulation of sex work
Criminalization of same-sex sexual acts	No specific legislation
Drug use or possession for personal use is an offence	Possession of drugs for personal use or drug use and/or consumption are specified as non-criminal offences
Criminalization of transgender people	Neither criminalized nor prosecuted
Laws or policies restricting the entry, stay and residence of people living with HIV	No
Parental consent for adolescents to access HIV testing	Yes, for adolescents younger than 18 years
Spousal consent for married women to access sexual and reproductive health services	No
Mandatory HIV testing for marriage, work or residence permits or for certain groups	Yes

STIGMA AND DISCRIMINATION

	2006	2013
Percentage of women and men aged 15–49 years who report discriminatory attitudes towards people living with HIV (2006 refers to women only)	59.6	52

Percentage of people living with HIV denied health services because of their HIV status in the last 12 months

Percentage of people living with HIV who reported a health-care professional told others about their HIV status without their consent

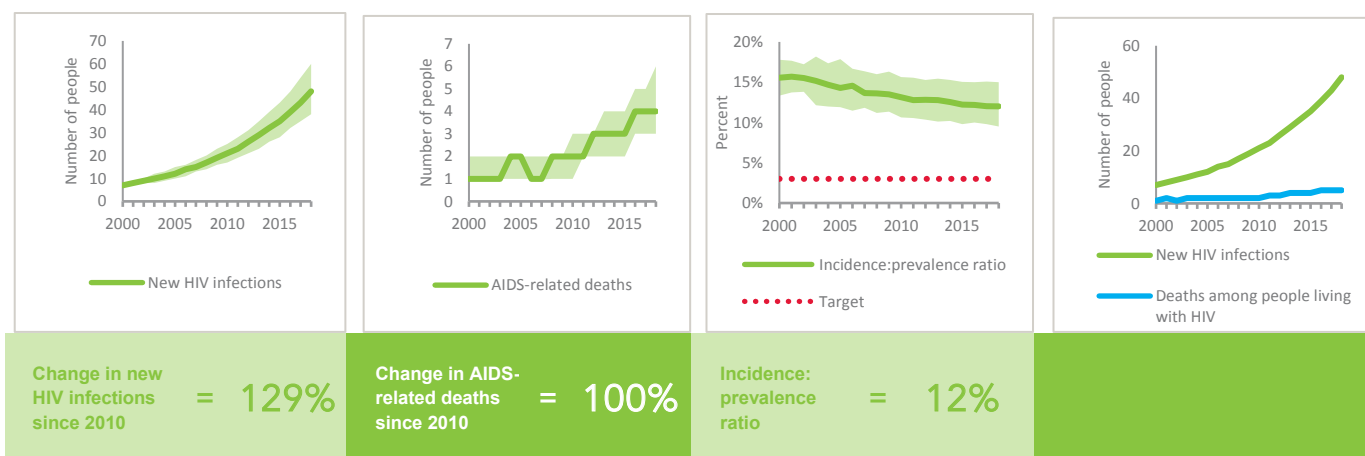
VIOLENCE

Proportion of ever-married or partnered women aged 15–49 years who experienced physical or sexual violence from a male intimate partner in the past 12 months

EXPENDITURES

	Financing sources					Total
	Domestic private	Domestic public	International: PEPFAR	International: Global Fund	International: all others	
Last available report: 2009	\$830 121	...	\$830 121

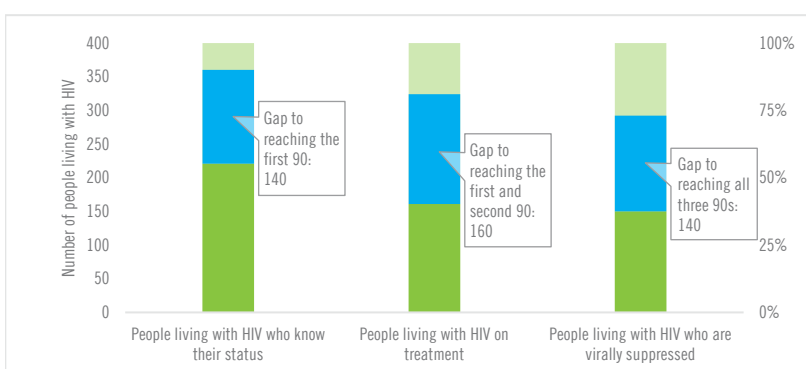
EPIDEMIC TRANSITION METRICS



KEY POPULATIONS

	Sex workers	Gay men and other men who have sex with men	People who inject drugs	Transgender people	Prisoners
Estimated size of population
HIV prevalence	0.5%	12.5%	0.5%	...	0.0%
Know their HIV status
Antiretroviral therapy coverage
Condom use	82.8%	...	63.5%
Coverage of HIV prevention programmes
Avoidance of health care because of stigma and discrimination
Expenditures (2017)	\$0	\$0	\$0

HIV TESTING AND TREATMENT CASCADE



	55% [46–64%]	40% [34–46%] 160	38% [31–43%]
All ages			
Children (0–14)	...% [...–...%]	...% [...–...%]% [...–...%]
Women (15+)	52% [44–61%]	38% [32–44%] 20	38% [32–44%]
Men (15+)	56% [46–67%]	41% [33–49%] 140	38% [31–45%]

ELIMINATION OF MOTHER-TO-CHILD TRANSMISSION

	2010	2018
Percentage of pregnant women living with HIV accessing antiretroviral medicines	...% [...–...%]	...% [...–...%]
Early infant diagnosis	...% [...–...%]	...% [...–...%]

HIV COMORBIDITIES

Estimated number of incident tuberculosis cases among people living with HIV (2017)	0 [0–0]
People living with HIV who started TB preventive therapy (2017)	0%
Cervical cancer screening of women living with HIV	...
People coinfecting with HIV and hepatitis B virus receiving combined treatment (2018)	100%
People coinfecting with HIV and hepatitis C virus starting hepatitis C treatment (2018)	0%

HIV PREVENTION

Adults aged 15+ years with unsuppressed viral load	<0.1%
Knowledge of HIV prevention among young people aged 15–24 years	...
— Women	...
— Men	...
Condom use at last sex with a non-marital, non-cohabiting partner	...
— Women	...
— Men	...
Women aged 15–49 years who have their demand for family planning satisfied by modern methods	...
Men aged 15–49 years who are circumcised	Not applicable
Voluntary medical male circumcisions performed according to national standards	Not applicable
People who received PrEP at least once during the reporting period	...
Harm reduction	
— Use of sterile injecting equipment at last injection (2014)	92%
— Needles and syringes distributed per person who injects (2017)	144
— Coverage of opioid substitution therapy	...
— Naloxone available (2019)	No
— Safe injection rooms available (2019)	No

EPIDEMIC ESTIMATES

	2010	2015	2018
New HIV infections			
New HIV infections (all ages)	1700 [1100–2600]	1100 [750–1700]	1000 [670–1600]
New HIV infections (0–14)	<100 [<100– <200]	<100 [<100– <100]	<100 [<100– <100]
New HIV infections (women, 15+)	580 [<500–910]	<500 [<500–610]	<500 [<500–550]
New HIV infections (men, 15+)	1000 [680–1600]	690 [<500–1100]	620 [<500–960]
HIV incidence per 1000 population	0.39 [0.26–0.6]	0.27 [0.18–0.42]	0.25 [0.16–0.38]
AIDS-related deaths			
AIDS-related deaths (all ages)	740 [510–1100]	700 [<500–1100]	570 [<500–860]
AIDS-related deaths (0–14)	<100 [<100– <100]	<100 [<100– <100]	<100 [<100– <100]
AIDS-related deaths (women, 15+)	<500 [<200– <500]	<200 [<200– <500]	<200 [<100– <500]
AIDS-related deaths (men, 15+)	<500 [<500–650]	<500 [<500–710]	<500 [<500–570]
People living with HIV			
People living with HIV (all ages)	16 000 [12 000–20 000]	17 000 [14 000–22 000]	17 000 [14 000–23 000]
People living with HIV (0–14)	<500 [<500– <500]	<500 [<500– <500]	<500 [<500– <500]
People living with HIV (women, 15+)	5600 [4500–7300]	6500 [5300–8500]	6900 [5600–9000]
People living with HIV (men, 15+)	9800 [7700–13 000]	10 000 [8100–13 000]	10 000 [8100–13 000]
HIV prevalence (15–49)	0.5 [0.4–0.7]	0.6 [0.5–0.8]	0.6 [0.5–0.8]

LAWS AND POLICIES

Laws criminalizing the transmission of, non-disclosure of or exposure to HIV transmission	Yes
Criminalization of sex work among consenting adults	Any criminalization or punitive regulation of sex work
Criminalization of same-sex sexual acts	No specific legislation
Drug use or possession for personal use is an offence	Possession of drugs for personal use or drug use and/or consumption are specified as non-criminal offences
Criminalization of transgender people	Neither criminalized nor prosecuted
Laws or policies restricting the entry, stay and residence of people living with HIV	No
Parental consent for adolescents to access HIV testing	Yes, for adolescents younger than 18 years
Spousal consent for married women to access sexual and reproductive health services	No
Mandatory HIV testing for marriage, work or residence permits or for certain groups	No

STIGMA AND DISCRIMINATION

Percentage of women and men aged 15–49 years who report discriminatory attitudes towards people living with HIV

Percentage of people living with HIV denied health services because of their HIV status in the last 12 months

Percentage of people living with HIV who reported a health-care professional told others about their HIV status without their consent

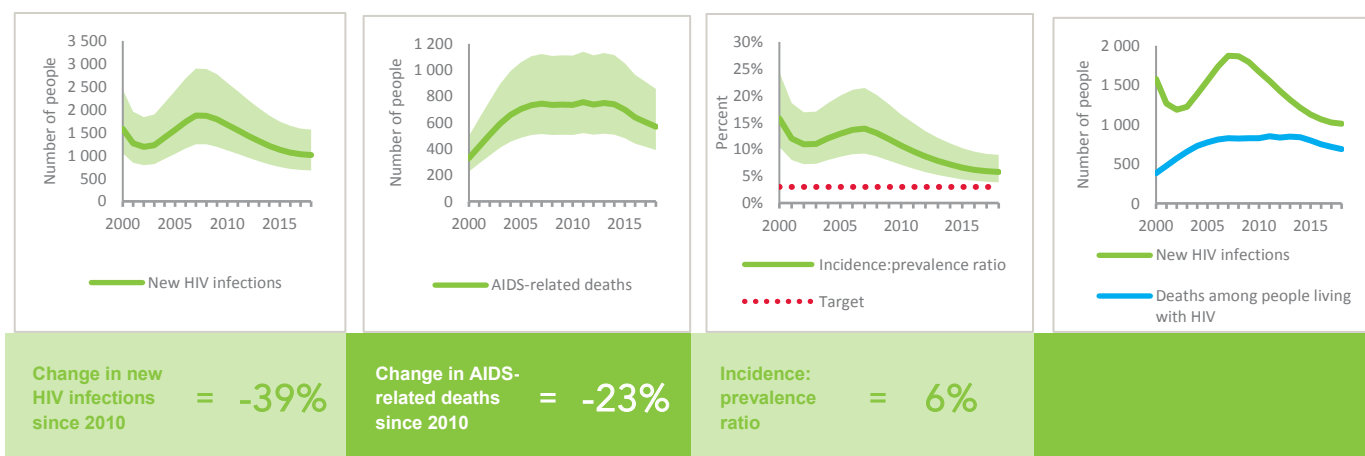
VIOLENCE

Proportion of ever-married or partnered women aged 15–49 years who experienced physical or sexual violence from a male intimate partner in the past 12 months

EXPENDITURES

	Financing sources					Total
	Domestic private	Domestic public	International: PEPFAR	International: Global Fund	International: all others	
Last available report: 2018	...	\$4 167 839	...	\$3 046 943	\$1 005 771	\$8 220 554

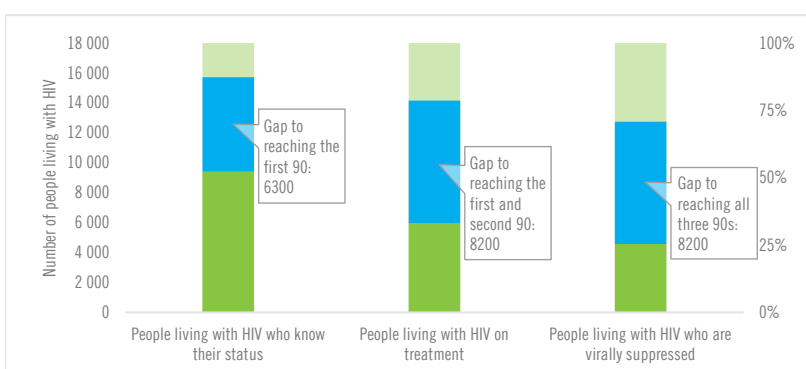
EPIDEMIC TRANSITION METRICS



KEY POPULATIONS

	Sex workers	Gay men and other men who have sex with men	People who inject drugs	Transgender people	Prisoners
Estimated size of population
HIV prevalence	3.9%	9.0%	13.9%	...	3.8%
Know their HIV status	...	44.3%
Antiretroviral therapy coverage
Condom use	88.2%	61.2%
Coverage of HIV prevention programmes	60.7%	63.2%	39.0%
Avoidance of health care because of stigma and discrimination
Expenditures (2017)	\$320 510	\$246 250	\$1 644 081		

HIV TESTING AND TREATMENT CASCADE



	54% [43–70%]	34% [27–45%] 6000	26% [21–34%]
All ages			
Children (0–14)	41% [30–56%]	40% [30–55%] 130	32% [23–44%]
Women (15+)	61% [50–80%]	41% [33–53%] 2800	31% [25–41%]
Men (15+)	49% [39–64%]	29% [23–38%] 3000	22% [18–29%]

ELIMINATION OF MOTHER-TO-CHILD TRANSMISSION

	2010	2018
Percentage of pregnant women living with HIV accessing antiretroviral medicines	45% [33–61%]	73% [54– >95%]
Early infant diagnosis	49.8% [36.3–66.7%]	74.2% [54.1– >95%]

HIV COMORBIDITIES

Estimated number of incident tuberculosis cases among people living with HIV (2017)	330 [280–390]
People living with HIV who started TB preventive therapy (2017)	9.5%
Cervical cancer screening of women living with HIV	...
People coinfecting with HIV and hepatitis B virus receiving combined treatment	...
People coinfecting with HIV and hepatitis C virus starting hepatitis C treatment	...

HIV PREVENTION

Adults aged 15+ years with unsuppressed viral load	0.4%
Knowledge of HIV prevention among young people aged 15–24 years	
— Women	...
— Men	...
Condom use at last sex with a non-marital, non-cohabiting partner	
— Women	...
— Men	...
Women aged 15–49 years who have their demand for family planning satisfied by modern methods	...
Men aged 15–49 years who are circumcised	Not applicable
Voluntary medical male circumcisions performed according to national standards	Not applicable
People who received PrEP at least once during the reporting period (2018)	1
Harm reduction	
— Use of sterile injecting equipment at last injection	...
— Needles and syringes distributed per person who injects (2018)	79
— Coverage of opioid substitution therapy (2017)	3.2%
— Naloxone available (2019)	Yes
— Safe injection rooms available (2019)	No

EPIDEMIC ESTIMATES

	2010	2015	2018
New HIV infections			
New HIV infections (all ages)	1200 [1000–1500]	1100 [820–1400]	840 [590–1200]
New HIV infections (0–14)	<200 [<100– <200]	<200 [<100– <200]	<100 [<100– <100]
New HIV infections (women, 15+)	<500 [<500– <500]	<500 [<200– <500]	<200 [<200– <500]
New HIV infections (men, 15+)	840 [670–1100]	740 [560–960]	600 [<500–870]
HIV incidence per 1000 population	0.16 [0.13–0.19]	0.12 [0.09–0.16]	0.09 [0.06–0.13]
AIDS-related deaths			
AIDS-related deaths (all ages)	<500 [<500–560]	500 [<500–650]	<500 [<500– <500]
AIDS-related deaths (0–14)	<100 [<100– <100]	<100 [<100– <100]	<100 [<100– <100]
AIDS-related deaths (women, 15+)	<100 [<100– <200]	<100 [<100– <100]	<100 [<100– <100]
AIDS-related deaths (men, 15+)	<500 [<200– <500]	<500 [<500–500]	<500 [<500– <500]
People living with HIV			
People living with HIV (all ages)	9200 [7500–11 000]	12 000 [9700–14 000]	13 000 [11 000–16 000]
People living with HIV (0–14)	<500 [<500– <500]	<500 [<500–550]	540 [<500–630]
People living with HIV (women, 15+)	2300 [1800–2700]	3000 [2500–3700]	3500 [2900–4200]
People living with HIV (men, 15+)	6600 [5400–8100]	8300 [6800–10 000]	8900 [7200–11 000]
HIV prevalence (15–49)	0.2 [0.2–0.2]	0.2 [0.2–0.3]	0.2 [0.2–0.3]

LAWS AND POLICIES

Laws criminalizing the transmission of, non-disclosure of or exposure to HIV transmission	Yes
Criminalization of sex work among consenting adults	Any criminalization or punitive regulation of sex work
Criminalization of same-sex sexual acts	Laws penalizing same-sex sexual acts have been decriminalized or never existed
Drug use or possession for personal use is an offence	Possession of drugs for personal use or drug use and/or consumption are specified as criminal offences
Criminalization of transgender people	Neither criminalized nor prosecuted
Laws or policies restricting the entry, stay and residence of people living with HIV	No
Parental consent for adolescents to access HIV testing	Yes, for adolescents younger than 18 years
Spousal consent for married women to access sexual and reproductive health services	No
Mandatory HIV testing for marriage, work or residence permits or for certain groups	Yes

STIGMA AND DISCRIMINATION

Percentage of women aged 15–49 years who report discriminatory attitudes towards people living with HIV	2017	75.3
Percentage of people living with HIV denied health services because of their HIV status in the last 12 months	2015	21.1
Percentage of people living with HIV who reported a health-care professional told others about their HIV status without their consent	2015	20.1

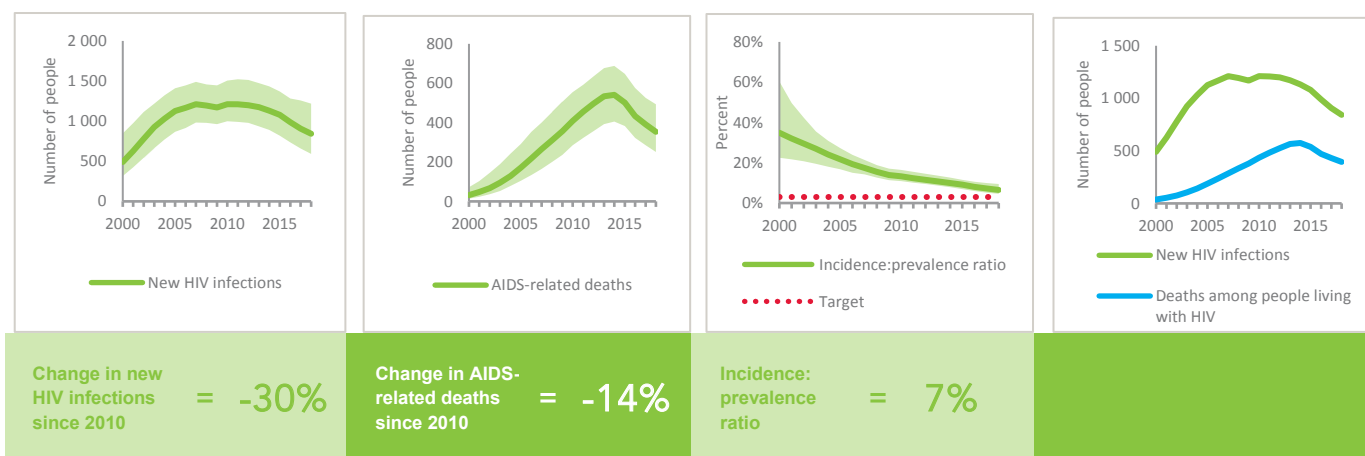
VIOLENCE

Proportion of ever-married or partnered women aged 15–49 years who experienced physical or sexual violence from a male intimate partner in the past 12 months	2012	15.2	2017	19
---	-------------	------	-------------	----

EXPENDITURES

	Financing sources					Total
	Domestic private	Domestic public	International: PEPFAR	International: Global Fund	International: all others	
Last available report: 2018	...	\$823 242	\$443 594	\$2 535 123	\$638 030	\$4 439 989

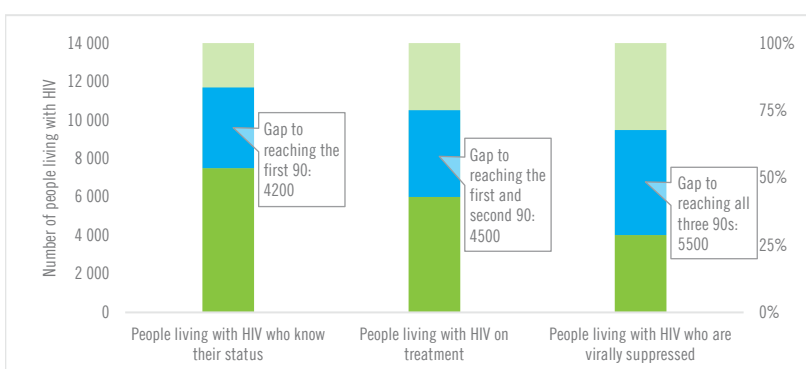
EPIDEMIC TRANSITION METRICS



KEY POPULATIONS

	Sex workers	Gay men and other men who have sex with men	People who inject drugs	Transgender people	Prisoners
Estimated size of population	18 000
HIV prevalence	2.9%	2.3%	12.1%
Know their HIV status	98.8%
Antiretroviral therapy coverage	74.4%	...	57.7%	...	82.8%
Condom use	76.6%	78.5%	36.6%	80.5%	...
Coverage of HIV prevention programmes	47.3%	...	67.2%
Avoidance of health care because of stigma and discrimination
Expenditures (2017)	\$904 513	\$786 423	\$2 627 652

HIV TESTING AND TREATMENT CASCADE



	2010	2018
All ages	58% [47–70%]	46% [38–56%] 6000
Children (0–14)	>95% [81–>95%]	>95% [>95–>95%] 750
Women (15+)	80% [67–>95%]	67% [56–81%] 2300
Men (15+)	47% [38–57%]	32% [26–40%] 2900

ELIMINATION OF MOTHER-TO-CHILD TRANSMISSION

	2010	2018
Percentage of pregnant women living with HIV accessing antiretroviral medicines	12% [10–15%]	46% [39–56%]
Early infant diagnosis	2.3% [1.9–2.9%]	29.1% [24.3–35.1%]

HIV COMORBIDITIES

Estimated number of incident tuberculosis cases among people living with HIV (2017)	280 [180–400]
People living with HIV who started TB preventive therapy (2017)	47.2%
Women who tested positive for HIV among those screened for cervical cancer (programme data) (2017)	40.9%
People coinfecting with HIV and hepatitis B virus receiving combined treatment (2018)	90.5%
People coinfecting with HIV and hepatitis C virus starting hepatitis C treatment	...

HIV PREVENTION

Adults aged 15+ years with unsuppressed viral load	0.1%
Knowledge of HIV prevention among young people aged 15–24 years (2017)	
— Women	13.8%
— Men	...
Condom use at last sex with a non-marital, non-cohabiting partner (2017)	
— Women	42.6%
— Men	...
Women aged 15–49 years who have their demand for family planning satisfied by modern methods (2017)	52.2%
Men aged 15–49 years who are circumcised	Not applicable
Voluntary medical male circumcisions performed according to national standards	Not applicable
People who received PrEP at least once during the reporting period	...
Harm reduction	
— Use of sterile injecting equipment at last injection (2018)	55.6%
— Needles and syringes distributed per person who injects (2018)	200
— Coverage of opioid substitution therapy (2018)	2.7%
— Naloxone available (2019)	Yes
— Safe injection rooms available (2019)	No

EPIDEMIC ESTIMATES

	2010	2015	2018
New HIV infections			
New HIV infections (all ages)	<100 [<100- <100]	<100 [<100- <100]	<100 [<100- <100]
New HIV infections (0–14)	... [...-...]	... [...-...]	... [...-...]
New HIV infections (women, 15+)	<100 [<100- <100]	<100 [<100- <100]	<100 [<100- <100]
New HIV infections (men, 15+)	<100 [<100- <100]	<100 [<100- <100]	<100 [<100- <100]
HIV incidence per 1000 population	0.01 [0.01–0.01]	0.02 [0.02–0.02]	0.02 [0.02–0.03]
AIDS-related deaths			
AIDS-related deaths (all ages)	<100 [<100- <100]	<100 [<100- <100]	<100 [<100- <100]
AIDS-related deaths (0–14)	... [...-...]	... [...-...]	... [...-...]
AIDS-related deaths (women, 15+)	<100 [<100- <100]	<100 [<100- <100]	<100 [<100- <100]
AIDS-related deaths (men, 15+)	<100 [<100- <100]	<100 [<100- <100]	<100 [<100- <100]
People living with HIV			
People living with HIV (all ages)	<200 [<200- <200]	<500 [<500- <500]	<500 [<500–520]
People living with HIV (0–14)	... [...-...]	... [...-...]	... [...-...]
People living with HIV (women, 15+)	<100 [<100- <100]	<100 [<100- <100]	<100 [<100- <100]
People living with HIV (men, 15+)	<200 [<200- <200]	<500 [<500- <500]	<500 [<500- <500]
HIV prevalence (15–49)	<0.1 [<0.1– <0.1]	<0.1 [<0.1– <0.1]	<0.1 [<0.1– <0.1]

LAWS AND POLICIES

Laws criminalizing the transmission of, non-disclosure of or exposure to HIV transmission	...
Criminalization of sex work among consenting adults	...
Criminalization of same-sex sexual acts	Laws penalizing same-sex sexual acts have been decriminalized or never existed
Drug use or possession for personal use is an offence	...
Criminalization of transgender people	...
Laws or policies restricting the entry, stay and residence of people living with HIV	No
Parental consent for adolescents to access HIV testing	...
Spousal consent for married women to access sexual and reproductive health services	...
Mandatory HIV testing for marriage, work or residence permits or for certain groups	...

STIGMA AND DISCRIMINATION

Percentage of women and men aged 15–49 years who report discriminatory attitudes towards people living with HIV

Percentage of people living with HIV denied health services because of their HIV status in the last 12 months

Percentage of people living with HIV who reported a health-care professional told others about their HIV status without their consent

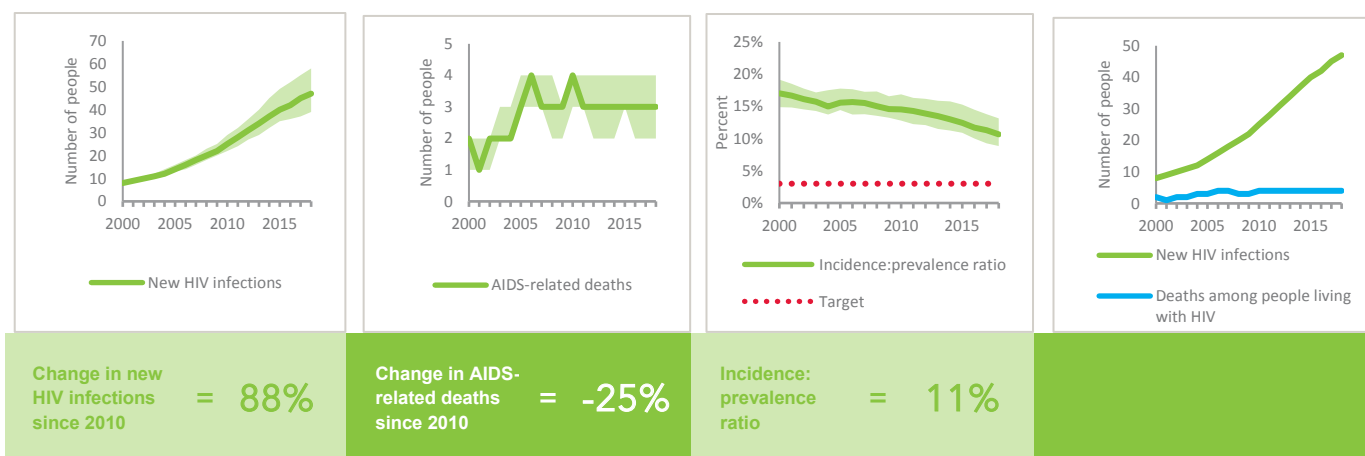
VIOLENCE

Proportion of ever-married or partnered women aged 15–49 years who experienced physical or sexual violence from a male intimate partner in the past 12 months

EXPENDITURES

	Financing sources					Total
	Domestic private	Domestic public	International: PEPFAR	International: Global Fund	International: all others	
Last available report: 2010	\$41 378	\$2 366 290	...	\$1 723 215	\$171 120	\$4 764 351

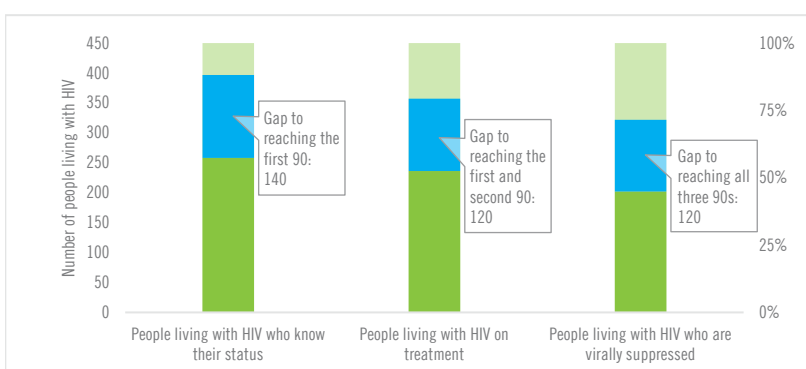
EPIDEMIC TRANSITION METRICS



KEY POPULATIONS

	Sex workers	Gay men and other men who have sex with men	People who inject drugs	Transgender people	Prisoners
Estimated size of population	6800	...	2300
HIV prevalence	0.0%	5.4%	0.0%	...	0.0%
Know their HIV status	49.1%	...	37.4%
Antiretroviral therapy coverage
Condom use	90.0%	51.3%	39.8%
Coverage of HIV prevention programmes	80.9%	52.3%	67.0%
Avoidance of health care because of stigma and discrimination
Expenditures (0)

HIV TESTING AND TREATMENT CASCADE



	2010	2018
All ages	59% [51–69%]	54% [47–63%] 240
Children (0–14)	...% [...–...%]	...% [...–...%] ...
Women (15+)	41% [36–48%]	41% [36–48%] 20
Men (15+)	61% [54–72%]	55% [48–65%] 210

ELIMINATION OF MOTHER-TO-CHILD TRANSMISSION

	2010	2018
Percentage of pregnant women living with HIV accessing antiretroviral medicines	% [–%]	...% [...–...%]
Early infant diagnosis	...% [...–...%]	...% [...–...%]

HIV COMORBIDITIES

Estimated number of incident tuberculosis cases among people living with HIV (2017)	0 [0–0]
People living with HIV who started TB preventive therapy (2017)	...
Cervical cancer screening of women living with HIV	...
People coinfecting with HIV and hepatitis B virus receiving combined treatment (2018)	100%
People coinfecting with HIV and hepatitis C virus starting hepatitis C treatment (2018)	0%

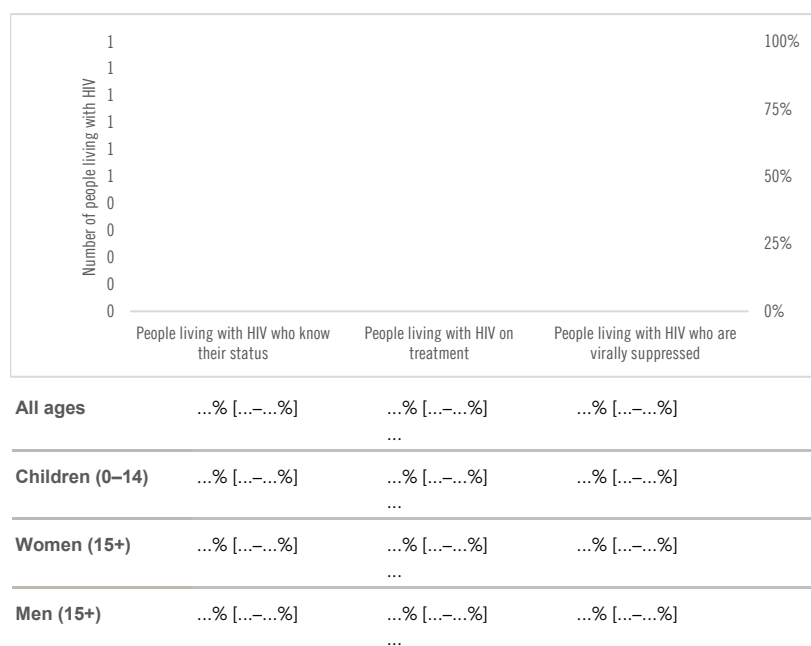
HIV PREVENTION

Adults aged 15+ years with unsuppressed viral load	<0.1%
Knowledge of HIV prevention among young people aged 15–24 years	...
— Women	...
— Men	...
Condom use at last sex with a non-marital, non-cohabiting partner	...
— Women	...
— Men	...
Women aged 15–49 years who have their demand for family planning satisfied by modern methods	...
Men aged 15–49 years who are circumcised	Not applicable
Voluntary medical male circumcisions performed according to national standards	Not applicable
People who received PrEP at least once during the reporting period	...
Harm reduction	...
— Use of sterile injecting equipment at last injection (2017)	94.6%
— Needles and syringes distributed per person who injects (2018)	62
— Coverage of opioid substitution therapy (2018)	26.6%
— Naloxone available (2019)	...
— Safe injection rooms available (2019)	...

KEY POPULATIONS

	Sex workers	Gay men and other men who have sex with men	People who inject drugs	Transgender people	Prisoners
Estimated size of population
HIV prevalence	26.0%
Know their HIV status
Antiretroviral therapy coverage
Condom use
Coverage of HIV prevention programmes
Avoidance of health care because of stigma and discrimination
Expenditures (2017)	\$230 355	\$196 265	\$881 820		

HIV TESTING AND TREATMENT CASCADE



EXPENDITURES

	Financing sources					Total
	Domestic private	Domestic public	International: PEPFAR	International: Global Fund	International: all others	
Last available report: 2017	\$7 966 202	\$694 996 044	\$703 043 888

HIV COMORBIDITIES

Estimated number of incident tuberculosis cases among people living with HIV (2017)	18 000 [12 000 -26 000]
People living with HIV who started TB preventive therapy (2017)	97%
Cervical cancer screening of women living with HIV	...
People coinfecting with HIV and hepatitis B virus receiving combined treatment	...
People coinfecting with HIV and hepatitis C virus starting hepatitis C treatment	...

HIV PREVENTION

Adults aged 15+ years with unsuppressed viral load	...
Knowledge of HIV prevention among young people aged 15-24 years	...
— Women	...
— Men	...
Condom use at last sex with a non-marital, non-cohabiting partner	...
— Women	...
— Men	...
Women aged 15-49 years who have their demand for family planning satisfied by modern methods	...
Men aged 15-49 years who are circumcised	Not applicable
Voluntary medical male circumcisions performed according to national standards	Not applicable
People who received PrEP at least once during the reporting period	...
Harm reduction	...
— Use of sterile injecting equipment at last injection	...
— Needles and syringes distributed per person who injects	...
— Coverage of opioid substitution therapy	...
— Naloxone available (2019)	...
— Safe injection rooms available (2019)	...

Note: HIV epidemiological estimates were not available at the time of publication.

LAWS AND POLICIES

Laws criminalizing the transmission of, non-disclosure of or exposure to HIV transmission	Yes
Criminalization of sex work among consenting adults	...
Criminalization of same-sex sexual acts	Laws penalizing same-sex sexual acts have been decriminalized or never existed
Drug use or possession for personal use is an offence	...
Criminalization of transgender people	Neither criminalized nor prosecuted
Laws or policies restricting the entry, stay and residence of people living with HIV	Yes
Parental consent for adolescents to access HIV testing	Yes, for adolescents younger than 14 years
Spousal consent for married women to access sexual and reproductive health services	No
Mandatory HIV testing for marriage, work or residence permits or for certain groups	Yes

STIGMA AND DISCRIMINATION

Percentage of women and men aged 15–49 years who report discriminatory attitudes towards people living with HIV

Percentage of people living with HIV denied health services because of their HIV status in the last 12 months

Percentage of people living with HIV who reported a health-care professional told others about their HIV status without their consent

VIOLENCE

Proportion of ever-married or partnered women aged 15–49 years who experienced physical or sexual violence from a male intimate partner in the past 12 months

KEY POPULATIONS

	Sex workers	Gay men and other men who have sex with men	People who inject drugs	Transgender people	Prisoners
Estimated size of population
HIV prevalence
Know their HIV status
Antiretroviral therapy coverage
Condom use
Coverage of HIV prevention programmes
Avoidance of health care because of stigma and discrimination
Expenditures (0)

HIV TESTING AND TREATMENT CASCADE



Category	People living with HIV who know their status	People living with HIV on treatment	People living with HIV who are virally suppressed
All ages	...% [...-...%]	...% [...-...%]	...% [...-...%]
Children (0-14)	...% [...-...%]	...% [...-...%]	...% [...-...%]
Women (15+)	...% [...-...%]	...% [...-...%]	...% [...-...%]
Men (15+)	...% [...-...%]	...% [...-...%]	...% [...-...%]

EXPENDITURES

	Financing sources					Total
	Domestic private	Domestic public	International: PEPFAR	International: Global Fund	International: all others	
Last available report:

HIV COMORBIDITIES

Estimated number of incident tuberculosis cases among people living with HIV (2017)	130 [60-230]
People living with HIV who started TB preventive therapy (2017)	...
Cervical cancer screening of women living with HIV	...
People coinfectd with HIV and hepatitis B virus receiving combined treatment	...
People coinfectd with HIV and hepatitis C virus starting hepatitis C treatment	...

HIV PREVENTION

Adults aged 15+ years with unsuppressed viral load	...
Knowledge of HIV prevention among young people aged 15-24 years (2015)	...
— Women	25.4%
— Men	...
Condom use at last sex with a non-marital, non-cohabiting partner	...
— Women	...
— Men	...
Women aged 15-49 years who have their demand for family planning satisfied by modern methods	...
Men aged 15-49 years who are circumcised	Not applicable
Voluntary medical male circumcisions performed according to national standards	Not applicable
People who received PrEP at least once during the reporting period	...
Harm reduction	...
— Use of sterile injecting equipment at last injection	...
— Needles and syringes distributed per person who injects	...
— Coverage of opioid substitution therapy	...
— Naloxone available (2019)	...
— Safe injection rooms available (2019)	...

Note: HIV epidemiological estimates were not available at the time of publication.

LAWS AND POLICIES

Laws criminalizing the transmission of, non-disclosure of or exposure to HIV transmission	Yes
Criminalization of sex work among consenting adults	...
Criminalization of same-sex sexual acts	Yes, imprisonment (up to 14 years)
Drug use or possession for personal use is an offence	...
Criminalization of transgender people	...
Laws or policies restricting the entry, stay and residence of people living with HIV	Yes
Parental consent for adolescents to access HIV testing	...
Spousal consent for married women to access sexual and reproductive health services	...
Mandatory HIV testing for marriage, work or residence permits or for certain groups	...

STIGMA AND DISCRIMINATION

	2006	2016
Percentage of women aged 15–49 years who report discriminatory attitudes towards people living with HIV	81.1	85.8

Percentage of people living with HIV denied health services because of their HIV status in the last 12 months

Percentage of people living with HIV who reported a health-care professional told others about their HIV status without their consent

VIOLENCE

Proportion of ever-married or partnered women aged 15–49 years who experienced physical or sexual violence from a male intimate partner in the past 12 months

EPIDEMIC ESTIMATES

	2010	2015	2018
New HIV infections			
New HIV infections (all ages)	14 000 [12 000–16 000]	13 000 [11 000–15 000]	12 000 [10 000–15 000]
New HIV infections (0–14)	<200 [<200– <200]	<200 [<100– <200]	<100 [<100– <100]
New HIV infections (women, 15+)	4400 [3600–5200]	4000 [3200–4800]	3900 [3200–4600]
New HIV infections (men, 15+)	9500 [8000–11 000]	8800 [7300–10 000]	8500 [7000–10 000]
HIV incidence per 1000 population	0.31 [0.26–0.35]	0.29 [0.24–0.34]	0.28 [0.23–0.34]
AIDS-related deaths			
AIDS-related deaths (all ages)	12 000 [10 000–15 000]	7800 [6300–9900]	6100 [4700–8000]
AIDS-related deaths (0–14)	<200 [<100– <200]	<100 [<100– <200]	<100 [<100– <100]
AIDS-related deaths (women, 15+)	3100 [2600–3800]	1400 [1000–1900]	1000 [740–1500]
AIDS-related deaths (men, 15+)	9100 [7800–11 000]	6300 [5100–7700]	5000 [3900–6400]
People living with HIV			
People living with HIV (all ages)	230 000 [220 000–250 000]	230 000 [220 000–250 000]	240 000 [220 000–260 000]
People living with HIV (0–14)	1100 [960–1300]	990 [850–1100]	850 [750–980]
People living with HIV (women, 15+)	74 000 [70 000–78 000]	81 000 [76 000–86 000]	86 000 [80 000–93 000]
People living with HIV (men, 15+)	160 000 [150 000–170 000]	150 000 [140 000–160 000]	150 000 [140 000–160 000]
HIV prevalence (15–49)	0.9 [0.9–0.9]	0.9 [0.9–1]	1 [0.9–1]

LAWS AND POLICIES

Laws criminalizing the transmission of, non-disclosure of or exposure to HIV transmission	Yes
Criminalization of sex work among consenting adults	Any criminalization or punitive regulation of sex work
Criminalization of same-sex sexual acts	Laws penalizing same-sex sexual acts have been decriminalized or never existed
Drug use or possession for personal use is an offence	Possession of drugs for personal use or drug use and/or consumption are specified as criminal offences
Criminalization of transgender people	Neither criminalized nor prosecuted
Laws or policies restricting the entry, stay and residence of people living with HIV	Yes
Parental consent for adolescents to access HIV testing	Yes, for adolescents younger than 14 years
Spousal consent for married women to access sexual and reproductive health services	No
Mandatory HIV testing for marriage, work or residence permits or for certain groups	Yes

STIGMA AND DISCRIMINATION

Percentage of women and men aged 15–49 years who report discriminatory attitudes towards people living with HIV

Percentage of people living with HIV denied health services because of their HIV status in the last 12 months

2013
11

Percentage of people living with HIV who reported a health-care professional told others about their HIV status without their consent

2013
23

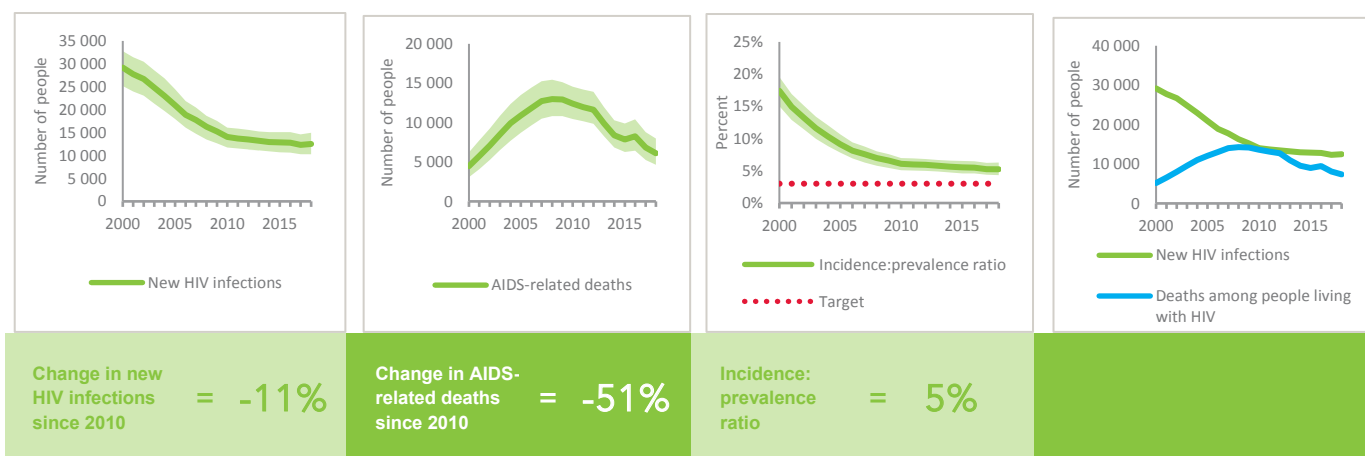
VIOLENCE

Proportion of ever-married or partnered women aged 15–49 years who experienced physical or sexual violence from a male intimate partner in the past 12 months

EXPENDITURES

	Financing sources					Total
	Domestic private	Domestic public	International: PEPFAR	International: Global Fund	International: all others	
Last available report: 2016	\$1 678 330	\$24 018 249	\$14 275 590	\$54 687 109	\$9 515 912	\$104 175 192

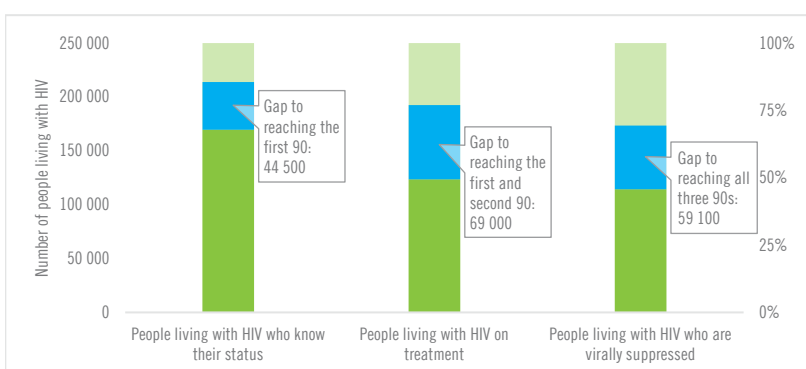
EPIDEMIC TRANSITION METRICS



KEY POPULATIONS

	Sex workers	Gay men and other men who have sex with men	People who inject drugs	Transgender people	Prisoners
Estimated size of population	87 000	180 000	350 000
HIV prevalence	5.2%	7.5%	22.6%	...	8.0%
Know their HIV status	58.2%	39.2%	43.1%
Antiretroviral therapy coverage	29.0%	46.3%	37.9%	...	82.9%
Condom use	93.9%	77.7%	43.9%
Coverage of HIV prevention programmes
Avoidance of health care because of stigma and discrimination
Expenditures (2016)	\$848 928	\$818 534	\$9 184 763

HIV TESTING AND TREATMENT CASCADE



	71% [66–77%]	52% [48–56%] 124 000	48% [45–52%]
All ages			
Children (0–14)	>95% [>95–>95%]	>95% [84–>95%] 820	87% [76–>95%]
Women (15+)	89% [83–>95%]	67% [62–72%] 58 100	62% [58–67%]
Men (15+)	59% [55–64%]	43% [40–46%] 64 600	40% [37–43%]

ELIMINATION OF MOTHER-TO-CHILD TRANSMISSION

	2010	2018
Percentage of pregnant women living with HIV accessing antiretroviral medicines	>95% [85–>95%]	>95% [89–>95%]
Early infant diagnosis	82.8% [68.9–>95%]	65.0% [56.0–73.6%]

HIV COMORBIDITIES

Estimated number of incident tuberculosis cases among people living with HIV (2017)	8000 [5200 –11 000]
People living with HIV who started TB preventive therapy (2017)	...
Cervical cancer screening of women living with HIV	...
People coinfecting with HIV and hepatitis B virus receiving combined treatment (2018)	65.4%
People coinfecting with HIV and hepatitis C virus starting hepatitis C treatment (2018)	7.7%

HIV PREVENTION

Adults aged 15+ years with unsuppressed viral load	0.3%
Knowledge of HIV prevention among young people aged 15–24 years (2014)	
— Women	21%
— Men	25%
Condom use at last sex with a non-marital, non-cohabiting partner (2017)	
— Women	...
— Men	82.9%
Women aged 15–49 years who have their demand for family planning satisfied by modern methods	...
Men aged 15–49 years who are circumcised	Not applicable
Voluntary medical male circumcisions performed according to national standards	Not applicable
People who received PrEP at least once during the reporting period (2018)	125
Harm reduction	
— Use of sterile injecting equipment at last injection (2017)	96.6%
— Needles and syringes distributed per person who injects (2018)	57
— Coverage of opioid substitution therapy (2018)	3.8%
— Naloxone available (2019)	No
— Safe injection rooms available (2019)	Yes

EPIDEMIC ESTIMATES

	2010	2015	2018
New HIV infections			
New HIV infections (all ages)	4100 [4000–4200]	5000 [4900–5100]	5400 [5200–5500]
New HIV infections (0–14)	800 [780–810]	1000 [950–1100]	990 [940–1000]
New HIV infections (women, 15+)	990 [910–1100]	1200 [1100–1300]	1300 [1200–1400]
New HIV infections (men, 15+)	2300 [2200–2400]	2800 [2700–2900]	3100 [2900–3200]
HIV incidence per 1000 population	0.14 [0.14–0.14]	0.16 [0.15–0.16]	0.16 [0.16–0.17]
AIDS-related deaths			
AIDS-related deaths (all ages)	1800 [1700–1900]	1800 [1600–2000]	1300 [1100–1500]
AIDS-related deaths (0–14)	580 [560–590]	<500 [<500–510]	<500 [<500– <500]
AIDS-related deaths (women, 15+)	<500 [<500– <500]	<500 [<500– <500]	<100 [<100– <200]
AIDS-related deaths (men, 15+)	910 [820–1000]	1000 [960–1100]	830 [720–940]
People living with HIV			
People living with HIV (all ages)	30 000 [27 000–32 000]	42 000 [38 000–45 000]	52 000 [48 000–56 000]
People living with HIV (0–14)	2700 [2600–2800]	4300 [4100–4500]	6000 [5600–6300]
People living with HIV (women, 15+)	8700 [7900–9600]	13 000 [11 000–14 000]	16 000 [15 000–17 000]
People living with HIV (men, 15+)	18 000 [16 000–20 000]	25 000 [22 000–28 000]	30 000 [28 000–33 000]
HIV prevalence (15–49)	0.1 [0.1–0.2]	0.2 [0.2–0.2]	0.2 [0.2–0.2]

LAWS AND POLICIES

Laws criminalizing the transmission of, non-disclosure of or exposure to HIV transmission	Yes
Criminalization of sex work among consenting adults	Any criminalization or punitive regulation of sex work
Criminalization of same-sex sexual acts	Yes, imprisonment (up to 14 years)
Drug use or possession for personal use is an offence	...
Criminalization of transgender people	Neither criminalized nor prosecuted
Laws or policies restricting the entry, stay and residence of people living with HIV	No
Parental consent for adolescents to access HIV testing	Yes, for adolescents younger than 16 years
Spousal consent for married women to access sexual and reproductive health services	No
Mandatory HIV testing for marriage, work or residence permits or for certain groups	Yes

STIGMA AND DISCRIMINATION

Percentage of women and men aged 15–49 years who report discriminatory attitudes towards people living with HIV

Percentage of people living with HIV denied health services because of their HIV status in the last 12 months

Percentage of people living with HIV who reported a health-care professional told others about their HIV status without their consent

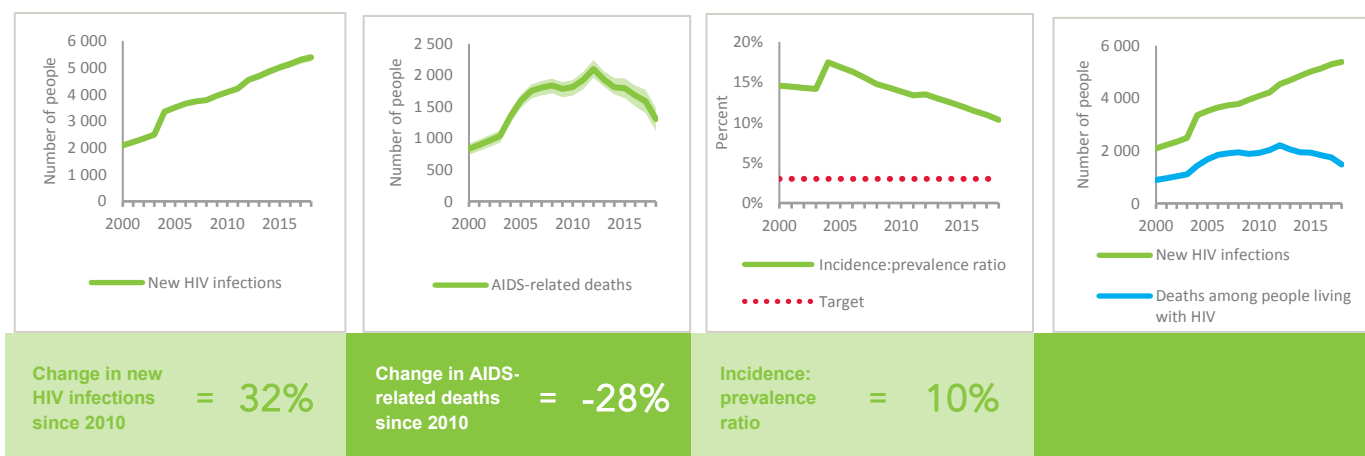
VIOLENCE

Proportion of ever-married or partnered women aged 15–49 years who experienced physical or sexual violence from a male intimate partner in the past 12 months

EXPENDITURES

	Financing sources					Total
	Domestic private	Domestic public	International: PEPFAR	International: Global Fund	International: all others	
Last available report: 2014	...	\$11 631 595	...	\$7 130 099	\$351 422	\$19 113 116

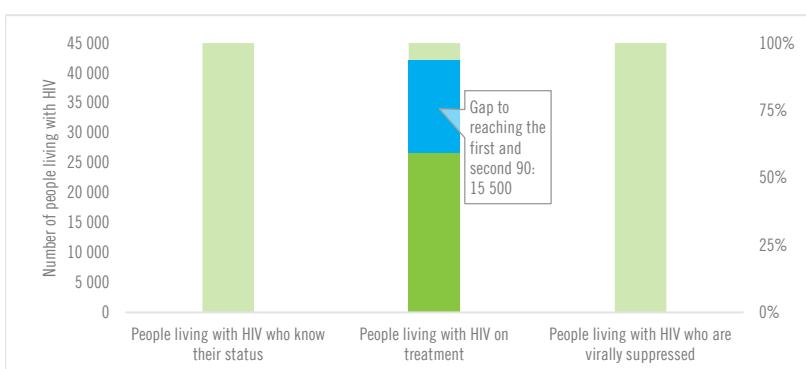
EPIDEMIC TRANSITION METRICS



KEY POPULATIONS

	Sex workers	Gay men and other men who have sex with men	People who inject drugs	Transgender people	Prisoners
Estimated size of population
HIV prevalence	3.2%	3.7%	5.1%	...	0.5%
Know their HIV status
Antiretroviral therapy coverage
Condom use	51.7%	94.6%	45.1%
Coverage of HIV prevention programmes
Avoidance of health care because of stigma and discrimination
Expenditures (0)

HIV TESTING AND TREATMENT CASCADE



	...	51% [47–55%] 26 700	...
All ages	...% [...–...%]	51% [47–55%] 26 700	...% [...–...%]
Children (0–14)	...% [...–...%]	93% [87–>95%] 5 500	...% [...–...%]
Women (15+)	...% [...–...%]	68% [63–73%] 10 700	...% [...–...%]
Men (15+)	...% [...–...%]	34% [31–38%] 10 500	...% [...–...%]

ELIMINATION OF MOTHER-TO-CHILD TRANSMISSION

	2010	2018
Percentage of pregnant women living with HIV accessing antiretroviral medicines	82% [73–93%]	35% [33–38%]
Early infant diagnosis	4.1% [3.6–4.6%]	31.3% [29.3–33.4%]

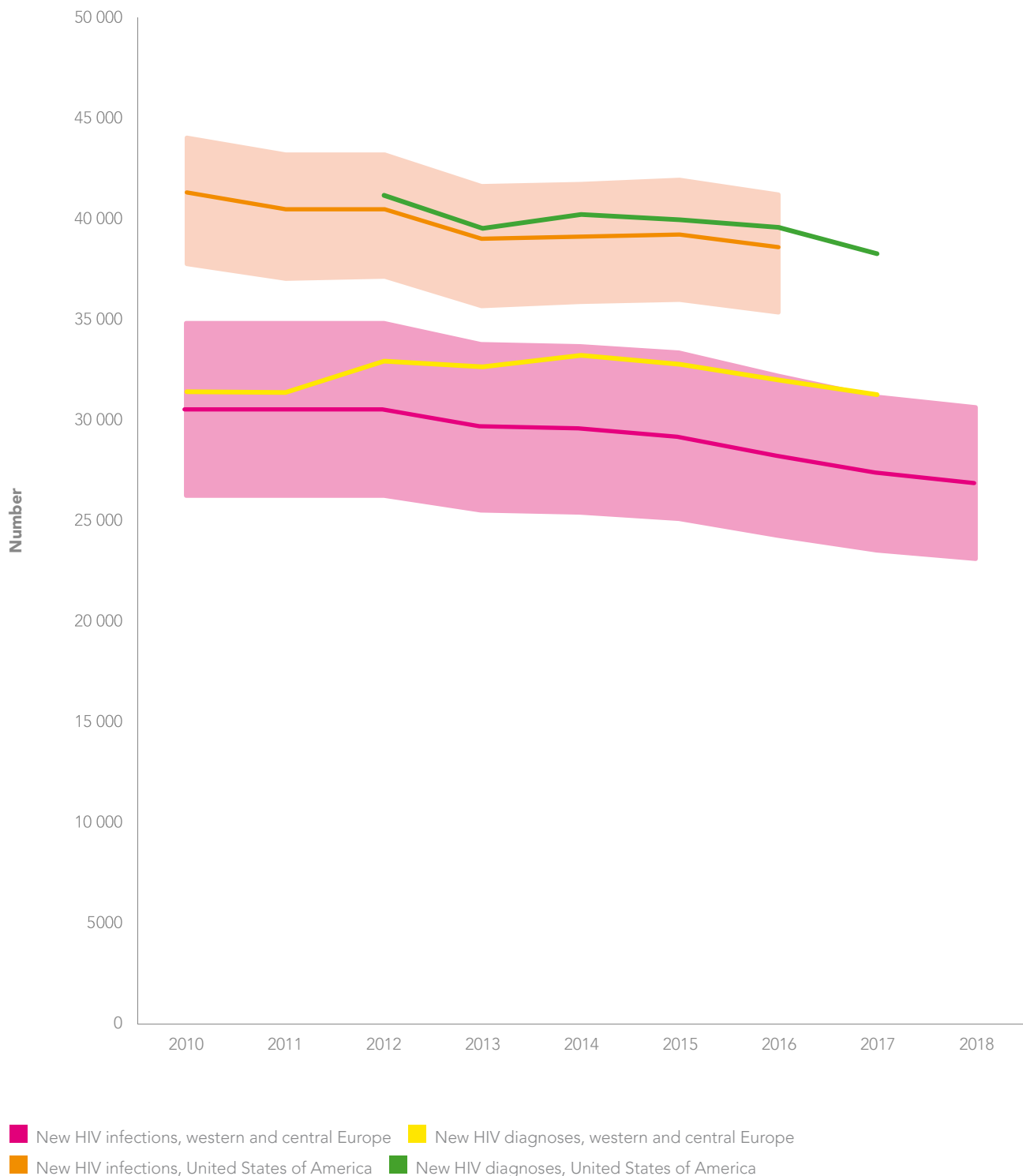
HIV COMORBIDITIES

Estimated number of incident tuberculosis cases among people living with HIV (2017)	1200 [750–1700]
People living with HIV who started TB preventive therapy (2017)	63.7%
Cervical cancer screening of women living with HIV	...
People coinfecting with HIV and hepatitis B virus receiving combined treatment	...
People coinfecting with HIV and hepatitis C virus starting hepatitis C treatment	...

HIV PREVENTION

Adults aged 15+ years with unsuppressed viral load	...
Knowledge of HIV prevention among young people aged 15–24 years	...
— Women	...
— Men	...
Condom use at last sex with a non-marital, non-cohabiting partner	...
— Women	...
— Men	...
Women aged 15–49 years who have their demand for family planning satisfied by modern methods	...
Men aged 15–49 years who are circumcised	Not applicable
Voluntary medical male circumcisions performed according to national standards	Not applicable
People who received PrEP at least once during the reporting period	...
Harm reduction	...
— Use of sterile injecting equipment at last injection (2015)	85.1%
— Needles and syringes distributed per person who injects (2018)	105
— Coverage of opioid substitution therapy	...
— Naloxone available (2019)	No
— Safe injection rooms available (2019)	No

FIGURE 17.1 Estimated new HIV infections and reported new HIV diagnoses in western and central Europe and the United States of America, 2010–2018



Source: Estimates of new HIV infections: UNAIDS estimates, 2019. New HIV diagnoses data for western and central Europe, including European Union countries and Israel, Serbia, Switzerland and Turkey were abstracted from: European Centre for Disease Prevention and Control, World Health Organization (WHO) Regional Office for Europe. HIV/AIDS surveillance in Europe 2018. 2017 data. Copenhagen: WHO Regional Office for Europe; 2018 (<https://ecdc.europa.eu/sites/portal/files/documents/hiv-aids-surveillance-europe-2018.pdf>, accessed 4 July 2019). Trends in new diagnoses and new infections for western and central Europe exclude data for Germany, where data were not reported for 2017. New HIV diagnoses for the United States abstracted from: HIV surveillance report. Diagnoses of HIV infection in the United States and dependent areas, 2017. Volume 29. Atlanta (GA): Centers for Disease Control and Prevention; 2018 (<http://www.cdc.gov/hiv/library/reports/hiv-surveillance.html>, accessed 5 July 2019).

WESTERN AND CENTRAL EUROPE AND NORTH AMERICA

AT A GLANCE

This high-income region appears to be on track to meet the 90–90–90 targets. However, efforts to prevent HIV infections have not achieved sufficient impact.

Western and central Europe as a whole has exceeded the viral load suppression target of 73% of all people living with HIV, but progress is not uniform among countries.

Key populations and their sexual partners accounted for 88% of HIV infections in 2018, with gay men and other men who have sex with men accounting for more than half of all HIV infections.

Comprehensive harm reduction programmes in western and central Europe have pushed new HIV diagnoses among people who inject drugs to an all-time low.

The United States has led the world in the roll-out of PrEP, with more than 130 000 current users in mid-2019, nearly half of the global total.

The high-income region of western and central Europe and North America provides a level of health care to people living with HIV that appears to be on track to meet the 90–90–90 targets. However, efforts to prevent HIV infections have not achieved sufficient impact. Between 2010 and 2016, the decline in annual new HIV infections in the United States was 7%, and in western and central Europe annual new infections fell by 12% between 2010 and 2018 (Figure 17.1). The United States accounted for more than half (57%) of new infections in the region in 2016, the latest year for which data are available.

The annual number of people newly diagnosed in western and central Europe and the United States was higher than the annual number of new HIV infections, indicating that the number of people living with HIV who are undiagnosed has declined over time. When testing coverage is high, changes in new HIV

diagnoses are preceded by earlier changes in the underlying incidence of HIV infection. In western and central Europe, the gap between new HIV infections and diagnoses is wider, although the gap narrowed between 2016 and 2017.

In 2019, the United States launched an ambitious plan to reduce the number of new HIV infections in the country by 75% within five years, and then by at least 90% within 10 years, for an estimated 250 000 total HIV infections averted (1). The plan calls for an intensified use of case reports and other data to focus efforts on the counties and populations in greatest need with evidence-informed HIV prevention and treatment, including pre-exposure prophylaxis (PrEP) for people at higher risk of HIV infection and antiretroviral therapy to achieve viral load suppression among people living with HIV. ■

STATE OF THE EPIDEMIC

FIGURE 17.2 Number of new HIV infections, western and central Europe and North America, 2000–2018

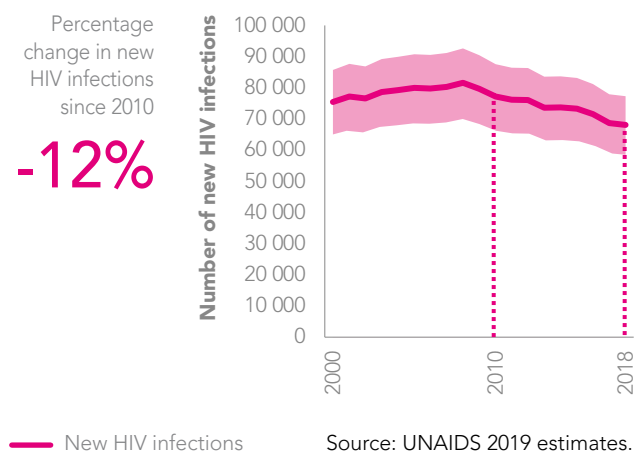


FIGURE 17.3 Number of AIDS-related deaths, western and central Europe and North America, 2000–2018

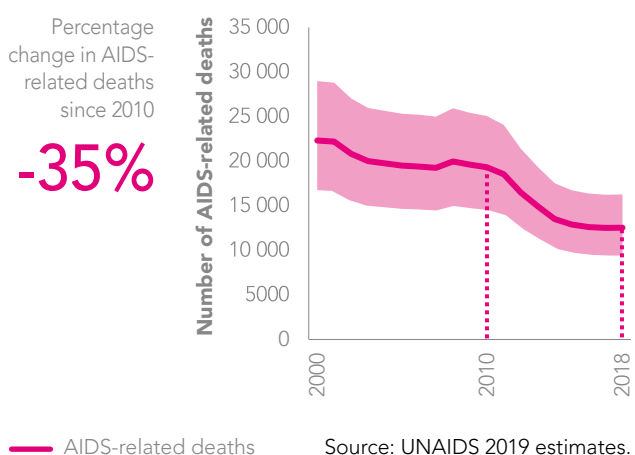
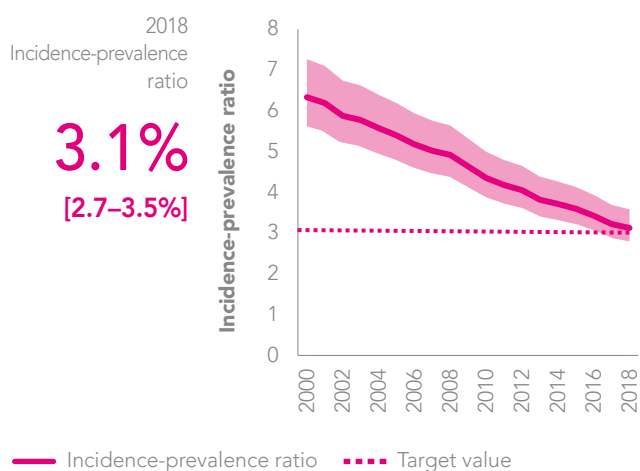


FIGURE 17.4 Incidence-prevalence ratio, western and central Europe and North America, 2000–2018



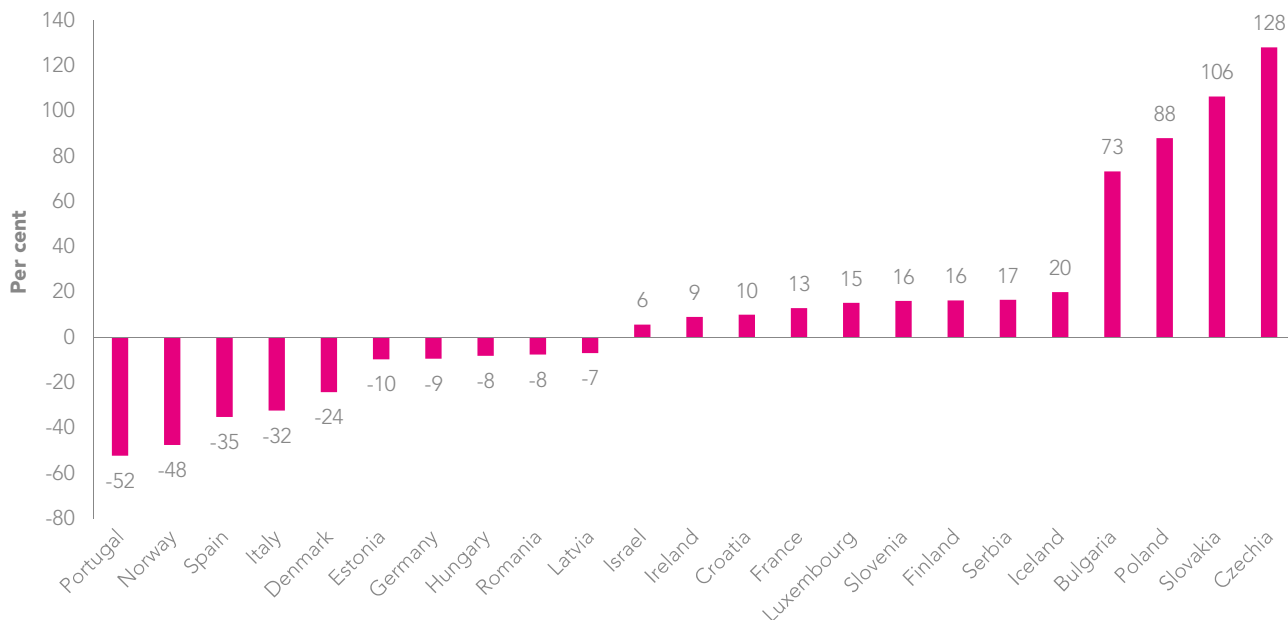
The estimated number of new HIV infections in western and central Europe and North America has declined over the past decade, but the pace of decline is insufficient to reach the region's 2020 target (Figure 17.2). Reductions in AIDS-related deaths have been stronger, reaching 13 000 [9000–16 000] in 2018 (Figure 17.3). The region's incidence-prevalence ratio has steadily declined, to 3.1% [2.7–3.5%] in 2018, meaning that the UNAIDS benchmark of 3.0% has nearly been met (Figure 17.4).

National trends in HIV infections within the region varied. Denmark, Norway, Portugal and Spain have achieved steep declines in the number of annual infections, while Bulgaria, Czechia, Poland and Slovakia have seen annual HIV infections rise precipitously (Figure 17.5). In the cases of Bulgaria, Czechia and Slovakia, each country had less than 500 infections in 2018.

Key populations and their sexual partners accounted for 88% of HIV infections in 2018, with gay men and other men who have sex with men accounting for more than half of all HIV infections (Figure 17.1). In Europe, there is a growing divide between countries in the western and central subregions. In western Europe, new HIV diagnoses among gay men and other men who have sex with men were declining rapidly in several countries, while in eastern Europe there have been increases in new diagnoses among that key population. Median HIV prevalence among gay men and other men who have sex with men among 21 countries that reported data was 6.7%, with six countries reporting HIV prevalence above 10% (Figure 17.6).

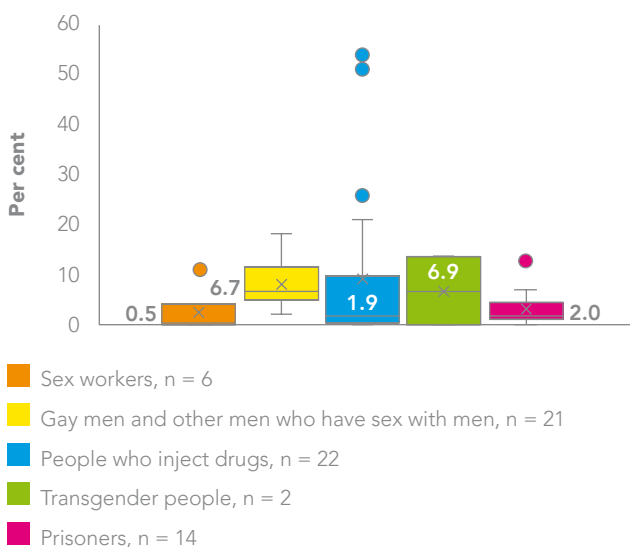
New HIV diagnoses among people who inject drugs are at an all-time low in western and central Europe, representing only 4.6% of all new HIV diagnoses with known transmission mode in 2017, showing the effectiveness of comprehensive harm reduction programmes (2). However, local HIV outbreaks continue to occur, demonstrating the importance of keeping harm reduction at high coverage and addressing new challenges, such as stimulant injecting and chemsex. Median HIV prevalence among people who inject drugs in 22 countries that reported data was 1.9%, with three countries reporting HIV prevalence above 20%. ■

FIGURE 17.5 Percentage change in new HIV infections, by country, western and central Europe and North America, 2010–2018



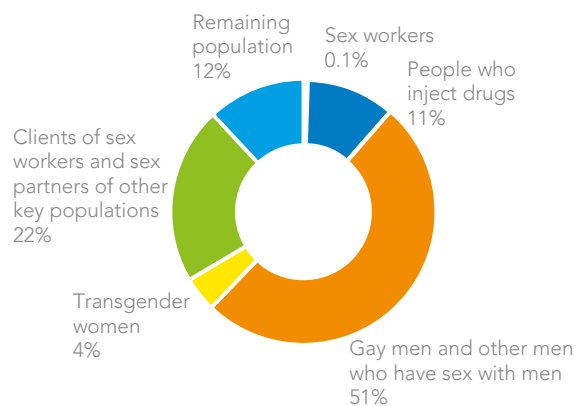
Source: UNAIDS 2019 estimates.

FIGURE 17.6 HIV prevalence among key populations, western and central Europe and North America, 2014–2018



Source: Global AIDS Monitoring, 2014–2018.

FIGURE 17.7 Distribution of new HIV infections (aged 15–49 years), by population group, western and central Europe and North America, 2018



Source: UNAIDS special analysis, 2019.

TABLE 17.1 Estimated size of key populations, western and central Europe and North America, 2018

Country	National adult population (15+)	Sex workers	Sex workers as per cent of adult population (15+)	Gay men and other men who have sex with men	Gay men and other men who have sex with men as per cent of adult population (15+)	People who inject drugs	People who inject drugs as per cent of adult population (15+)	Transgender people	Transgender people as per cent of adult population (15+)	Prisoners	Prisoners as per cent of adult population (15+)
Canada	31 004 000									14 000	0.05
Czechia	8 974 000									22 000	0.24
Estonia	1 088 000									2100	0.20
Israel	6 107 000										
Serbia	7 331 000										
United States of America	265 224 000							1 000 000	0.38		

■ National population size estimate ■ Local population size estimate ■ Insufficient data ■ No data

Sources: Global AIDS Monitoring, 2018; United Nations, Department of Economic and Social Affairs, Population Division. World population prospects: the 2017 revision. 2018 (custom data acquired via website).



An advertisement for pre-exposure prophylaxis in New York City, United States of America.

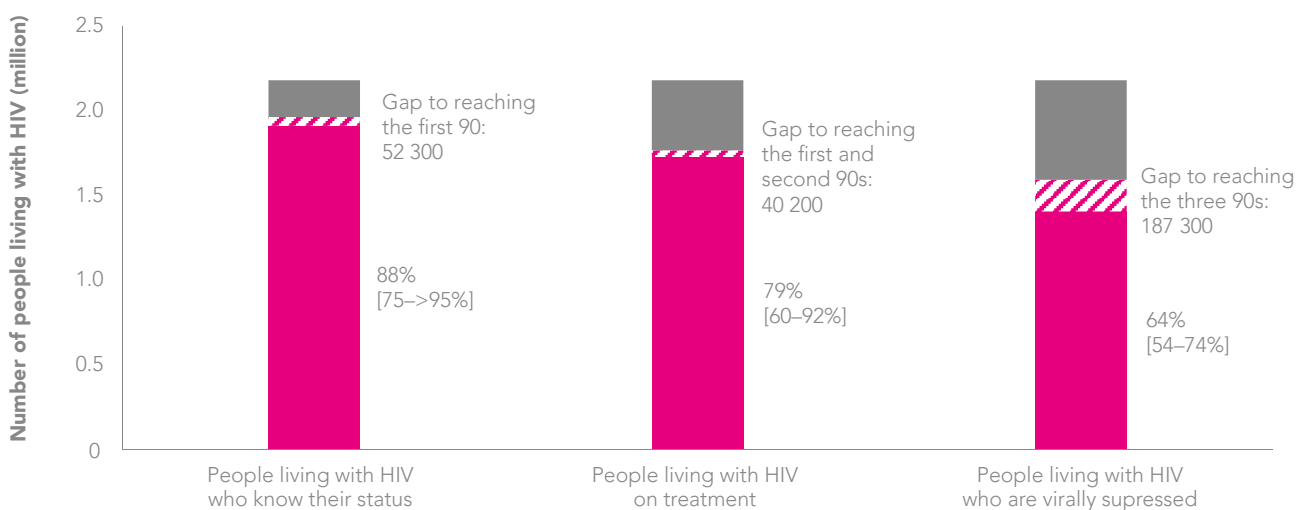
THE CASCADE FROM HIV TESTING TO VIRAL SUPPRESSION

Of the estimated 2.2 million [1.9 million–2.4 million] people living with HIV in the region in 2018, 88% [75–>95%] knew their status, 79% [60–92%] were on treatment and 64% [54–74%] were virally suppressed—progress that appears to be on track to meet the 90–90–90 targets (Figure 17.8). Western and central Europe has exceeded the viral load suppression target of 73% of all people living with HIV (Figure 17.10), but progress varies among countries across the region (Table 17.2). There is a need for more disaggregated data on access to testing and treatment among key populations.

According to the latest available data, viral load suppression in the United States remains worryingly low, although an estimated 76% of people who received an HIV diagnosis in 2016 were linked to HIV medical care within one month (3).

Late HIV diagnoses remain a challenge in western and central Europe. Among adults (aged 15 years and older) newly diagnosed for whom information about CD4 cell count at the time of HIV diagnosis was available, just over half (53%) were late presenters, with CD4 cell counts below 350 cells/mm³, including 32% with advanced HIV infection (CD4 below 200 cells/mm³). The percentage of people newly diagnosed who were late presenters varied across transmission categories and age groups. The percentage of late presenters at diagnosis was highest for people with reported heterosexual transmission (62% for men with heterosexual transmission and 54% for women with heterosexual transmission) and for people who acquired HIV through injecting drug use (55%), and it was lowest for gay men and other men who have sex with men (39%). The percentage of late presenters at diagnosis increased with age, ranging from 34% and 32% among people aged 15–19 years and 20–24 years, respectively, to 66% among those aged 50 years or older (4). ■

FIGURE 17.8 HIV testing and treatment cascade, western and central Europe and North America, 2018



Source: UNAIDS special analysis, 2019; see annex on methods for more details.

TABLE 17.2 90–90–90 country scorecard, western and central Europe and North America, 2018^{1,2}

	First 90: percentage of people living with HIV who know their HIV status			Second 90: percentage of people living with HIV who know their status and who are on treatment			Third 90: percentage of people living with HIV on treatment who have suppressed viral loads			Viral load suppression: percentage of people living with HIV who are virally suppressed		
	All ages	Women (15 years and older)	Men (15 years and older)	All ages	Women (15 years and older)	Men (15 years and older)	All ages	Women (15 years and older)	Men (15 years and older)	All ages	Women (15 years and older)	Men (15 years and older)
Western and central Europe and North America	88			90			81			64		
Andorra												
Austria				93			86					
Belgium												
Bulgaria	83	>95	79	50	36	54	94	>95	94	39	33	40
Canada												
Croatia							90			68		
Cyprus												
Czechia	61			>95						51		
Denmark	90	91	90	95	>95	94	>95			85		
Estonia	83	94	77	71	71	70	90	90	90	53	60	49
Finland	91	91	91	84	83	84	88			67		
France	88	87	88	92	88	93	93	>95	92	75	74	75
Germany	87	88	87	93	94	92	95	95	95	77	79	76
Greece												
Hungary	90	64	95	62	64	61						
Iceland	80	>95	74	>95	>95	>95	95	>95	95	76	92	70
Ireland	90	86	92	89	88	88	95	95	95	76	72	77
Israel	87	90	86									
Italy	92	85	94	87	91	86	87	95	84	70	74	68
Kosovo												
Latvia												
Liechtenstein												
Lithuania												
Luxembourg	86	87	86	89	90	89	89	86	90	68	67	69
Malta							87					
Monaco				>95	>95	>95	>95	>95	>95			
Netherlands	90	>95	88	93	90	93	94	92	94	78	80	78
Norway	>95	>95	>95	84	84	84						
Poland												
Portugal	89			>95								
Romania	87	>95	80	78	73	80	80	80	80	54	57	51
San Marino												
Serbia	86	86	86	76	76	76						
Slovakia	69	51	72	78	94	76	86	85	86	46	41	47
Slovenia												
Spain	86	85	86	93	>95	93	90	93	90	73	76	72
Sweden				>95			95					
Switzerland				>95			>95					
Turkey												
United Kingdom	92			>95			>95			87		
United States of America												

90–90–90: ■ 90% and above ■ 85–89% ■ 70–84% ■ 50–69% ■ Less than 50%

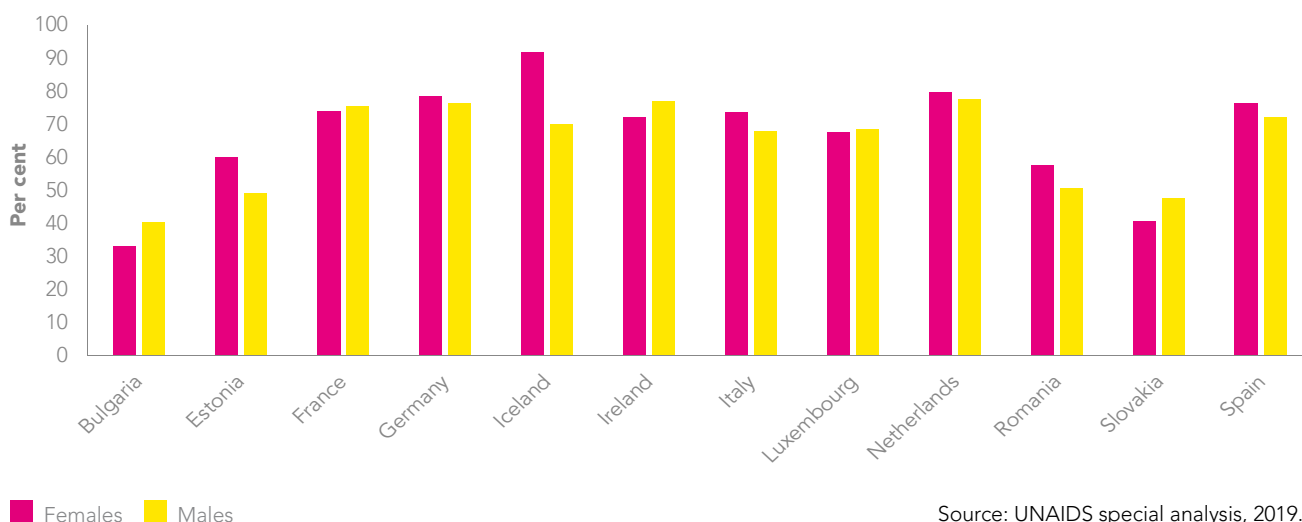
Viral load suppression: ■ 73% and above ■ 65–72% ■ 40–64% ■ 25–39% ■ Less than 25%

1 Selected data for western and central Europe provided by the European Centres for Disease Control and Prevention Dublin Declaration reporting.

2 All estimates are for 2018 except as follows: 2016: Austria, Denmark, France, Italy and Spain; 2017: Germany, Israel, Luxembourg, Netherlands, Portugal, Switzerland and the United Kingdom

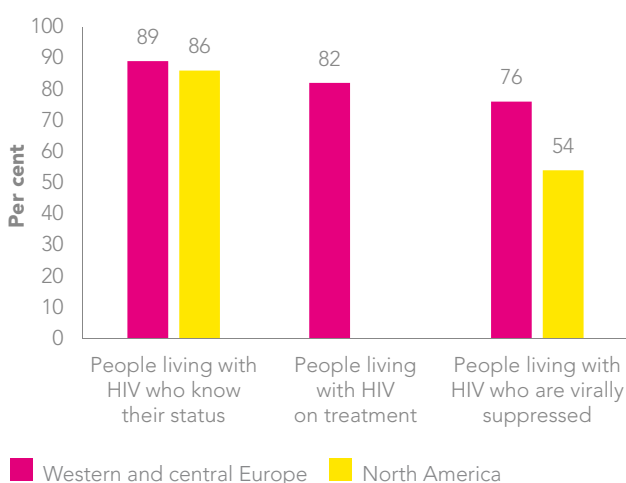
Source: UNAIDS special analysis, 2019.

FIGURE 17.9 Viral load suppression among adults (aged 15 years and older) living with HIV, by sex, western and central Europe, 2018



Source: UNAIDS special analysis, 2019.

FIGURE 17.10 HIV testing and treatment cascade, western and central Europe and North America



Note: Estimates of the HIV testing and treatment cascades are for the latest year of published data (2016 for North America and 2018 for western and central Europe). The estimate of the percentage of people living with HIV on treatment in the United States is not available for 2016, and the value for the area is excluded.

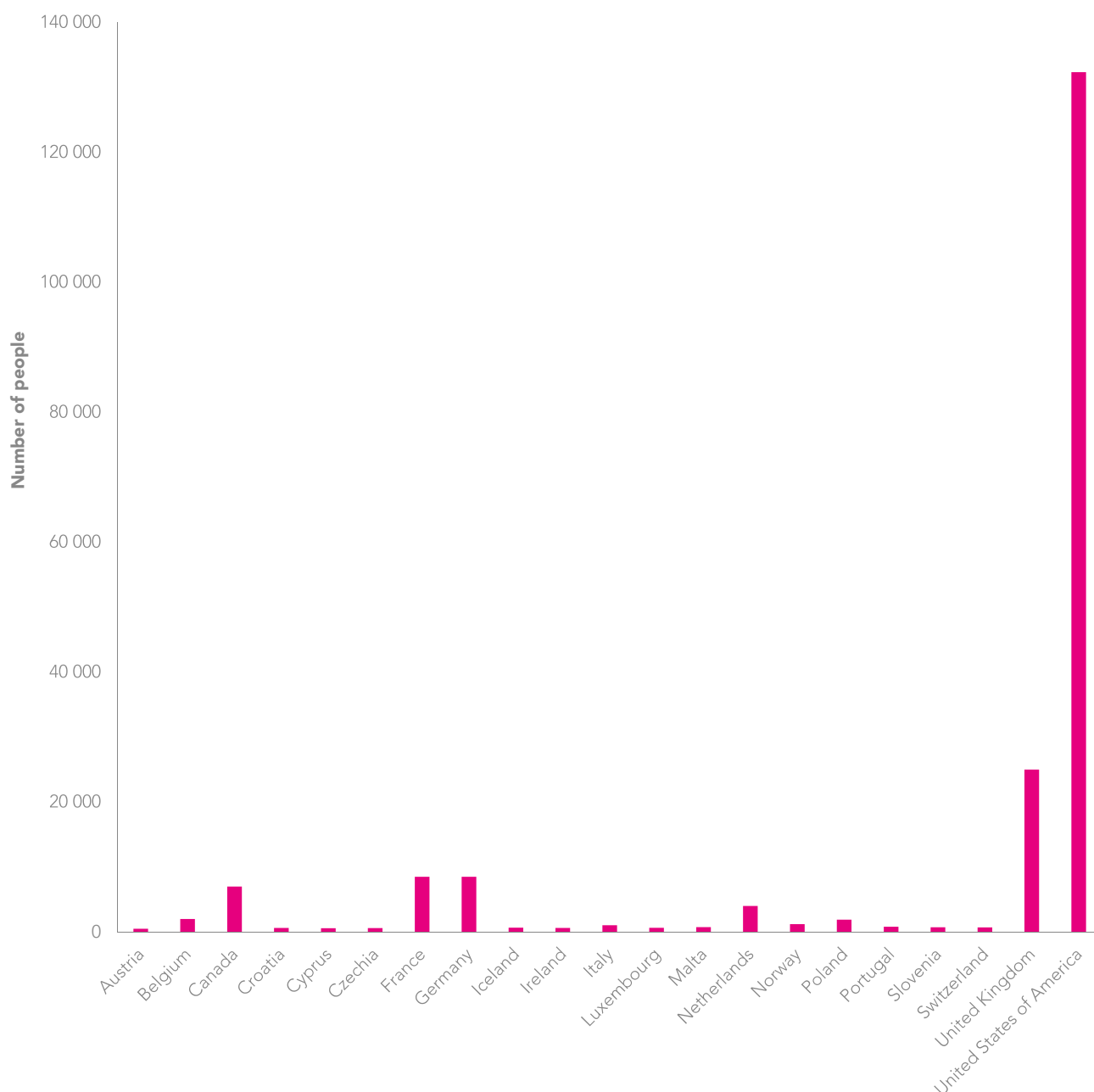
Source: UNAIDS special analysis, 2019; and Monitoring selected national HIV prevention and care objectives by using HIV surveillance data. United States and 6 dependent areas, 2017. Volume 24, number 3. Atlanta (GA): Centers for Disease Control and Prevention; 2019 (<https://www.cdc.gov/hiv/pdf/library/reports/surveillance/cdc-hiv-surveillance-supplemental-report-vol-24-3.pdf>, accessed 5 July 2019).

A COMBINATION APPROACH TO PREVENTION

The United States has led the world in the roll-out of PrEP, with more than 130 000 current users in mid-2019, nearly half of the global total (Figure 17.11). The United Kingdom of Great Britain and Northern Ireland had

about 25 000 active PrEP users in 2019. In San Francisco and London, PrEP scale-up and high rates of viral suppression among people living with HIV have been attributed to a decline in new HIV diagnoses (5, 6). ■

FIGURE 17.11 Number of people taking PrEP at least once during 2018, western and central Europe and North America, 2018



Source: 2019 Global AIDS Monitoring; World Health Organization, UNAIDS, European Centre for Disease Prevention and Control. Pre-exposure prophylaxis in the EU/EEA setting. Meeting notes. Stockholm; 15–16 November 2018; Canada. In: PrEPWatch [Internet]. AVAC; 1 May 2019 (<https://www.prepwatch.org/country/canada/>, accessed 3 July 2019); The HIV situation in Norway as of 31 December 2018. Oslo: Norwegian Institute of Public Health; 2019 (https://www.fhi.no/globalassets/dokumenterfiler/tryksaker/gonore-syfilis-hiv-klamymdia/hivarsoppgjor-2018_050319.pdf, accessed 20 June 2019); and Direct communication with CDC and Gilead: Dawn Smith, Norma Harris and Robertino Mera.

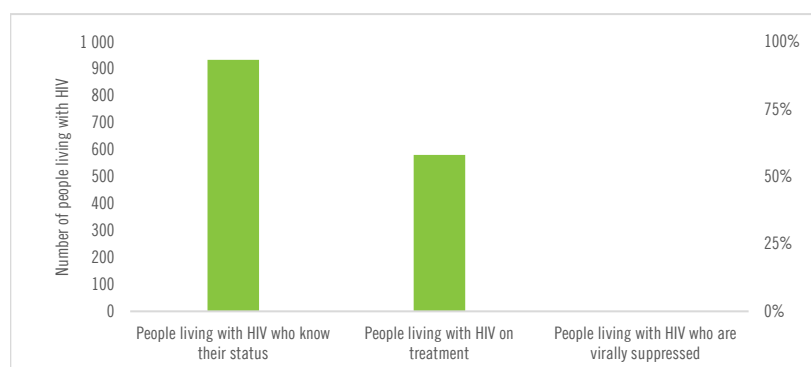
REFERENCES

1. What is “Ending the HIV Epidemic: A Plan for America”? In: hiv.gov [Internet]. 8 July 2019. Washington (DC): US Department of Health & Human Services, Secretary's Minority AIDS Initiative Fund (SMAIF) (<https://www.hiv.gov/federal-response/ending-the-hiv-epidemic/overview>, accessed 19 July 2019).
2. European Monitoring Centre for Drugs and Drug Addiction. European drug report 2019: trends and developments. Luxembourg: Publications Office of the European Union; 2019 (http://www.emcdda.europa.eu/system/files/publications/11364/20191724_TDAT19001ENN_PDF.pdf).
3. HIV in the United States and dependent areas. (<https://www.cdc.gov/hiv/statistics/overview/ataglance.html>).
4. European Centre for Disease Prevention and Control, World Health Organization. HIV/AIDS surveillance in Europe 2018. Copenhagen: World Health Organization Regional Office for Europe; 2018 (<https://ecdc.europa.eu/sites/portal/files/documents/hiv-aids-surveillance-europe-2018.pdf>).
5. Buchbinder SP, Cohen SE, Hecht J, Ksu L, Kohn RP, Raymond HF et al. Getting to zero new HIV diagnoses in San Francisco: what will it take? Abstract 87. Conference on Retroviruses and Opportunistic Infections (CROI), Boston (MA), 4–7 March 2018.
6. Nwokolo N, Whitlock G, McOwan A. Not just PrEP: other reasons for London's HIV decline. *Lancet HIV*. 2017. doi [http://dx.doi.org/10.1016/S2352-3018\(17\)30044-9](http://dx.doi.org/10.1016/S2352-3018(17)30044-9).

KEY POPULATIONS

	Sex workers	Gay men and other men who have sex with men	People who inject drugs	Transgender people	Prisoners
Estimated size of population	3000
HIV prevalence
Know their HIV status
Antiretroviral therapy coverage
Condom use
Coverage of HIV prevention programmes
Avoidance of health care because of stigma and discrimination
Expenditures (0)

HIV TESTING AND TREATMENT CASCADE



	...% [...-...%]	...% [...-...%]	...% [...-...%]
All ages	...% [...-...%]	580	...% [...-...%]
Children (0–14)	...% [...-...%]	20	...% [...-...%]
Women (15+)	...% [...-...%]	170	...% [...-...%]
Men (15+)	...% [...-...%]	390	...% [...-...%]

EXPENDITURES

	Financing sources					Total
	Domestic private	Domestic public	International: PEPFAR	International: Global Fund	International: all others	
Last available report: 2005	...	\$1 110 357	\$2 376 957

HIV COMORBIDITIES

Estimated number of incident tuberculosis cases among people living with HIV (2017)	5 [3–7]
People living with HIV who started TB preventive therapy (2017)	...
Cervical cancer screening of women living with HIV	...
People coinfecting with HIV and hepatitis B virus receiving combined treatment	...
People coinfecting with HIV and hepatitis C virus starting hepatitis C treatment	...

HIV PREVENTION

Adults aged 15+ years with unsuppressed viral load	...
Knowledge of HIV prevention among young people aged 15–24 years (2017)	
— Women	35.1%
— Men	20.1%
Condom use at last sex with a non-marital, non-cohabiting partner (2017)	
— Women	18.1%
— Men	58%
Women aged 15–49 years who have their demand for family planning satisfied by modern methods (2018)	6.3%
Men aged 15–49 years who are circumcised	Not applicable
Voluntary medical male circumcisions performed according to national standards	Not applicable
People who received PrEP at least once during the reporting period	...
Harm reduction	
— Use of sterile injecting equipment at last injection	...
— Needles and syringes distributed per person who injects (2018)	12
— Coverage of opioid substitution therapy (2018)	11%
— Naloxone available (2019)	Yes
— Safe injection rooms available (2019)	No

Note: HIV epidemiological estimates were not available at the time of publication.

LAWS AND POLICIES

Laws criminalizing the transmission of, non-disclosure of or exposure to HIV transmission	Yes
Criminalization of sex work among consenting adults	Any criminalization or punitive regulation of sex work
Criminalization of same-sex sexual acts	Laws penalizing same-sex sexual acts have been decriminalized or never existed
Drug use or possession for personal use is an offence	No
Criminalization of transgender people	Neither criminalized nor prosecuted
Laws or policies restricting the entry, stay and residence of people living with HIV	No
Parental consent for adolescents to access HIV testing	Yes, for adolescents younger than 18 years
Spousal consent for married women to access sexual and reproductive health services	No
Mandatory HIV testing for marriage, work or residence permits or for certain groups	Yes

STIGMA AND DISCRIMINATION

Percentage of women and men aged 15–49 years who report discriminatory attitudes towards people living with HIV **2018**
68.5

Percentage of people living with HIV denied health services because of their HIV status in the last 12 months

Percentage of people living with HIV who reported a health-care professional told others about their HIV status without their consent

VIOLENCE

Proportion of ever-married or partnered women aged 15–49 years who experienced physical or sexual violence from a male intimate partner in the past 12 months

KEY POPULATIONS

	Sex workers	Gay men and other men who have sex with men	People who inject drugs	Transgender people	Prisoners
Estimated size of population
HIV prevalence	2.0%
Know their HIV status	...	93.0%
Antiretroviral therapy coverage	...	74.0%	83.1%
Condom use
Coverage of HIV prevention programmes
Avoidance of health care because of stigma and discrimination
Expenditures (0)

HIV TESTING AND TREATMENT CASCADE



EXPENDITURES

	Financing sources					Total
	Domestic private	Domestic public	International: PEPFAR	International: Global Fund	International: all others	
Last available report:

HIV COMORBIDITIES

Estimated number of incident tuberculosis cases among people living with HIV (2017)	29 [16–45]
People living with HIV who started TB preventive therapy (2017)	...
Cervical cancer screening of women living with HIV	...
People coinfecting with HIV and hepatitis B virus receiving combined treatment	...
People coinfecting with HIV and hepatitis C virus starting hepatitis C treatment	...

HIV PREVENTION

Adults aged 15+ years with unsuppressed viral load	...
Knowledge of HIV prevention among young people aged 15–24 years	...
— Women	...
— Men	...
Condom use at last sex with a non-marital, non-cohabiting partner	...
— Women	...
— Men	...
Women aged 15–49 years who have their demand for family planning satisfied by modern methods	...
Men aged 15–49 years who are circumcised	Not applicable
Voluntary medical male circumcisions performed according to national standards	Not applicable
People who received PrEP at least once during the reporting period (2017)	116
Harm reduction	...
— Use of sterile injecting equipment at last injection	...
— Needles and syringes distributed per person who injects (2016)	464
— Coverage of opioid substitution therapy (2016)	57%
— Naloxone available (2019)	...
— Safe injection rooms available (2019)	...

Note: HIV epidemiological estimates were not available at the time of publication.

LAWS AND POLICIES

Laws criminalizing the transmission of, non-disclosure of or exposure to HIV transmission ...

Criminalization of sex work among consenting adults ...

Criminalization of same-sex sexual acts Laws penalizing same-sex sexual acts have been decriminalized or never existed

Drug use or possession for personal use is an offence ...

Criminalization of transgender people ...

Laws or policies restricting the entry, stay and residence of people living with HIV No

Parental consent for adolescents to access HIV testing ...

Spousal consent for married women to access sexual and reproductive health services ...

Mandatory HIV testing for marriage, work or residence permits or for certain groups ...

STIGMA AND DISCRIMINATION

Percentage of women and men aged 15–49 years who report discriminatory attitudes towards people living with HIV

Percentage of people living with HIV denied health services because of their HIV status in the last 12 months

Percentage of people living with HIV who reported a health-care professional told others about their HIV status without their consent

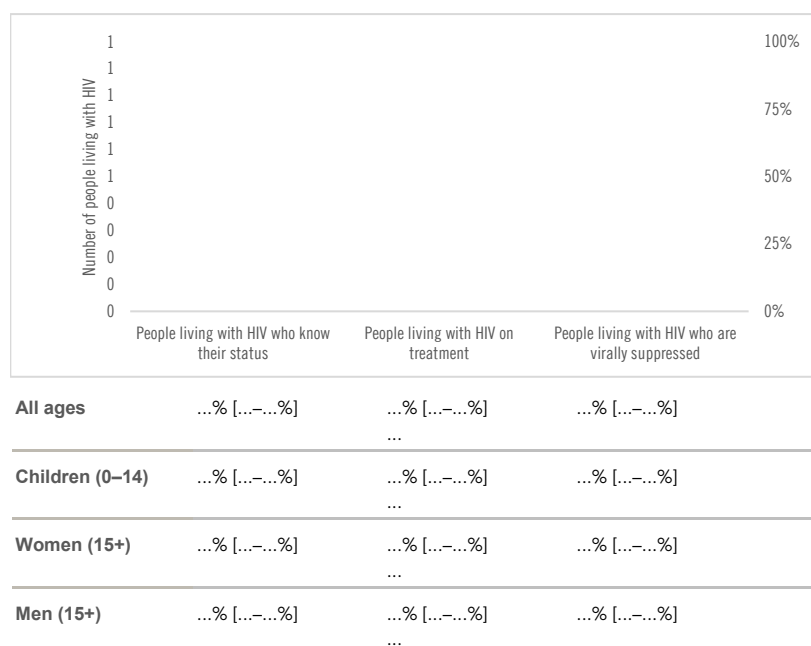
VIOLENCE

Proportion of ever-married or partnered women aged 15–49 years who experienced physical or sexual violence from a male intimate partner in the past 12 months

KEY POPULATIONS

	Sex workers	Gay men and other men who have sex with men	People who inject drugs	Transgender people	Prisoners
Estimated size of population
HIV prevalence	0.7%	12.3%
Know their HIV status
Antiretroviral therapy coverage
Condom use	...	60.7%
Coverage of HIV prevention programmes
Avoidance of health care because of stigma and discrimination
Expenditures (0)

HIV TESTING AND TREATMENT CASCADE



EXPENDITURES

	Financing sources					Total
	Domestic private	Domestic public	International: PEPFAR	International: Global Fund	International: all others	
Last available report: 2010	...	\$159 087 442	\$159 087 442

HIV COMORBIDITIES

Estimated number of incident tuberculosis cases among people living with HIV (2017)	88 [73-100]
People living with HIV who started TB preventive therapy (2017)	...
Cervical cancer screening of women living with HIV	...
People coinfectd with HIV and hepatitis B virus receiving combined treatment	...
People coinfectd with HIV and hepatitis C virus starting hepatitis C treatment	...

HIV PREVENTION

Adults aged 15+ years with unsuppressed viral load	...
Knowledge of HIV prevention among young people aged 15-24 years	...
— Women	...
— Men	...
Condom use at last sex with a non-marital, non-cohabiting partner	...
— Women	...
— Men	...
Women aged 15-49 years who have their demand for family planning satisfied by modern methods	...
Men aged 15-49 years who are circumcised	Not applicable
Voluntary medical male circumcisions performed according to national standards	Not applicable
People who received PrEP at least once during the reporting period	...
Harm reduction	...
— Use of sterile injecting equipment at last injection	...
— Needles and syringes distributed per person who injects (2015)	37
— Coverage of opioid substitution therapy (2016)	27.7%
— Naloxone available (2019)	...
— Safe injection rooms available (2019)	...

Note: HIV epidemiological estimates were not available at the time of publication.

LAWS AND POLICIES

Laws criminalizing the transmission of, non-disclosure of or exposure to HIV transmission ...

Criminalization of sex work among consenting adults ...

Criminalization of same-sex sexual acts Laws penalizing same-sex sexual acts have been decriminalized or never existed

Drug use or possession for personal use is an offence ...

Criminalization of transgender people ...

Laws or policies restricting the entry, stay and residence of people living with HIV No

Parental consent for adolescents to access HIV testing ...

Spousal consent for married women to access sexual and reproductive health services ...

Mandatory HIV testing for marriage, work or residence permits or for certain groups ...

STIGMA AND DISCRIMINATION

Percentage of women and men aged 15–49 years who report discriminatory attitudes towards people living with HIV

Percentage of people living with HIV denied health services because of their HIV status in the last 12 months

Percentage of people living with HIV who reported a health-care professional told others about their HIV status without their consent

VIOLENCE

Proportion of ever-married or partnered women aged 15–49 years who experienced physical or sexual violence from a male intimate partner in the past 12 months

EPIDEMIC ESTIMATES

	2010	2015	2018
New HIV infections			
New HIV infections (all ages)	<100 [<100- <100]	<100 [<100- <100]	<100 [<100- <100]
New HIV infections (0–14)	... [...-...]	... [...-...]	... [...-...]
New HIV infections (women, 15+)	<100 [<100- <100]	<100 [<100- <100]	<100 [<100- <100]
New HIV infections (men, 15+)	<100 [<100- <100]	<100 [<100- <100]	<100 [<100- <100]
HIV incidence per 1000 population	<0.01 [<0.01- <0.01]	0.01 [<0.01- <0.01]	0.01 [<0.01- <0.01]
AIDS-related deaths			
AIDS-related deaths (all ages)	<100 [<100- <100]	<100 [<100- <100]	<100 [<100- <100]
AIDS-related deaths (0–14)	... [...-...]	... [...-...]	... [...-...]
AIDS-related deaths (women, 15+)	<100 [<100- <100]	<100 [<100- <100]	<100 [<100- <100]
AIDS-related deaths (men, 15+)	<100 [<100- <100]	<100 [<100- <100]	<100 [<100- <100]
People living with HIV			
People living with HIV (all ages)	<200 [<200- <200]	<500 [<500- <500]	<500 [<500- <500]
People living with HIV (0–14)	... [...-...]	... [...-...]	... [...-...]
People living with HIV (women, 15+)	<100 [<100- <100]	<100 [<100- <100]	<100 [<100- <100]
People living with HIV (men, 15+)	<200 [<200- <200]	<500 [<200- <500]	<500 [<500- <500]
HIV prevalence (15–49)	<0.1 [<0.1- <0.1]	<0.1 [<0.1- <0.1]	<0.1 [<0.1- <0.1]

LAWS AND POLICIES

Laws criminalizing the transmission of, non-disclosure of or exposure to HIV transmission	...
Criminalization of sex work among consenting adults	...
Criminalization of same-sex sexual acts	Laws penalizing same-sex sexual acts have been decriminalized or never existed
Drug use or possession for personal use is an offence	...
Criminalization of transgender people	...
Laws or policies restricting the entry, stay and residence of people living with HIV	Yes
Parental consent for adolescents to access HIV testing	...
Spousal consent for married women to access sexual and reproductive health services	...
Mandatory HIV testing for marriage, work or residence permits or for certain groups	...

STIGMA AND DISCRIMINATION

Percentage of women and men aged 15–49 years who report discriminatory attitudes towards people living with HIV

Percentage of people living with HIV denied health services because of their HIV status in the last 12 months

Percentage of people living with HIV who reported a health-care professional told others about their HIV status without their consent

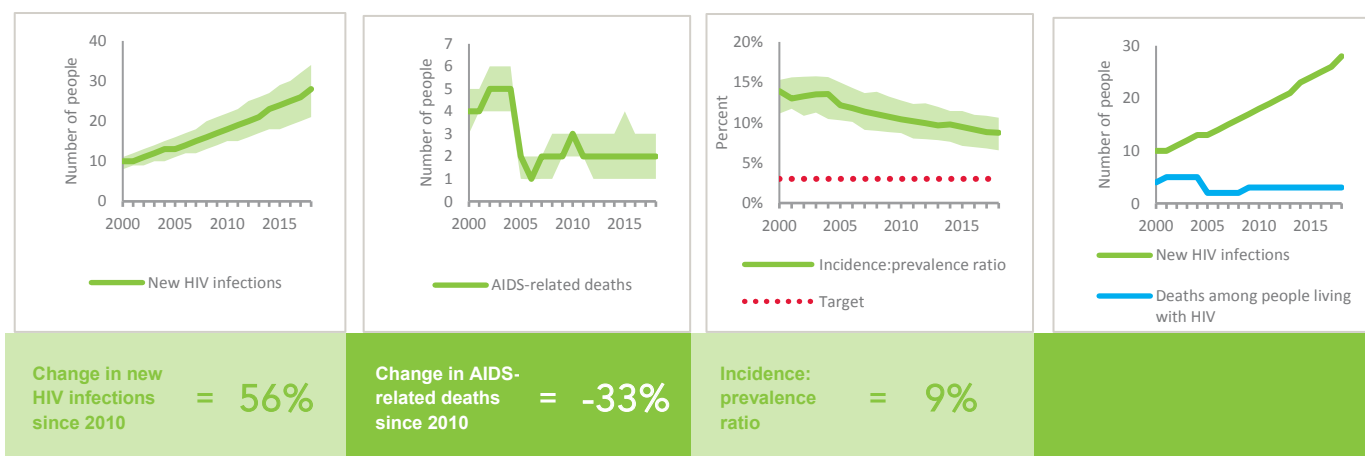
VIOLENCE

Proportion of ever-married or partnered women aged 15–49 years who experienced physical or sexual violence from a male intimate partner in the past 12 months

EXPENDITURES

	Financing sources					Total
	Domestic private	Domestic public	International: PEPFAR	International: Global Fund	International: all others	
Last available report: 2009	...	\$300 000	...	\$2 739 829	\$156 885	\$3 584 302

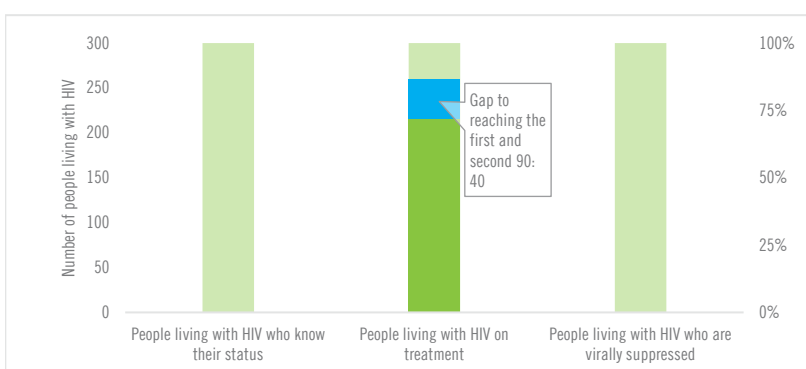
EPIDEMIC TRANSITION METRICS



KEY POPULATIONS

	Sex workers	Gay men and other men who have sex with men	People who inject drugs	Transgender people	Prisoners
Estimated size of population
HIV prevalence	0.0%	1.1%	0.0%
Know their HIV status
Antiretroviral therapy coverage	...	47.8%	1.9%
Condom use	80.4%	62.4%	35.2%
Coverage of HIV prevention programmes
Avoidance of health care because of stigma and discrimination
Expenditures (0)

HIV TESTING AND TREATMENT CASCADE



	...	67% [57–78%] 220	...
All ages	...% [...–...%]		...% [...–...%]
Children (0–14)	...% [...–...%]% [...–...%]
Women (15+)	...% [...–...%]	85% [75–>95%] 40	...% [...–...%]
Men (15+)	...% [...–...%]	64% [52–75%] 170	...% [...–...%]

ELIMINATION OF MOTHER-TO-CHILD TRANSMISSION

	2010	2018
Percentage of pregnant women living with HIV accessing antiretroviral medicines	% [–%]	...% [...–...%]
Early infant diagnosis	...% [...–...%]	...% [...–...%]

HIV COMORBIDITIES

Estimated number of incident tuberculosis cases among people living with HIV (2017)	1 [1–2]
People living with HIV who started TB preventive therapy (2017)	...
Cervical cancer screening of women living with HIV	...
People coinfecting with HIV and hepatitis B virus receiving combined treatment	...
People coinfecting with HIV and hepatitis C virus starting hepatitis C treatment	...

HIV PREVENTION

Adults aged 15+ years with unsuppressed viral load	...
Knowledge of HIV prevention among young people aged 15–24 years	...
— Women	...
— Men	...
Condom use at last sex with a non-marital, non-cohabiting partner	...
— Women	...
— Men	...
Women aged 15–49 years who have their demand for family planning satisfied by modern methods	...
Men aged 15–49 years who are circumcised	Not applicable
Voluntary medical male circumcisions performed according to national standards	Not applicable
People who received PrEP at least once during the reporting period	...
Harm reduction	
— Use of sterile injecting equipment at last injection (2015)	92.7%
— Needles and syringes distributed per person who injects (2016)	142
— Coverage of opioid substitution therapy (2016)	11.3%
— Naloxone available (2019)	...
— Safe injection rooms available (2019)	...

EPIDEMIC ESTIMATES

	2010	2015	2018
New HIV infections			
New HIV infections (all ages)	<500 [<200– <500]	<500 [<500– <500]	<500 [<500– <500]
New HIV infections (0–14)	... [...–...]	... [...–...]	... [...–...]
New HIV infections (women, 15+)	<100 [<100– <100]	<100 [<100– <100]	<100 [<100– <200]
New HIV infections (men, 15+)	<200 [<200– <200]	<500 [<500– <500]	<500 [<500– <500]
HIV incidence per 1000 population	0.03 [0.03–0.03]	0.04 [0.03–0.05]	0.05 [0.04–0.07]
AIDS-related deaths			
AIDS-related deaths (all ages)	<100 [<100– <100]	<100 [<100– <100]	<100 [<100– <100]
AIDS-related deaths (0–14)	... [...–...]	... [...–...]	... [...–...]
AIDS-related deaths (women, 15+)	<100 [<100– <100]	<100 [<100– <100]	<100 [<100– <100]
AIDS-related deaths (men, 15+)	<100 [<100– <100]	<100 [<100– <100]	<100 [<100– <100]
People living with HIV			
People living with HIV (all ages)	1700 [1600–1900]	2700 [2400–3000]	3500 [3000–4100]
People living with HIV (0–14)	... [...–...]	... [...–...]	... [...–...]
People living with HIV (women, 15+)	<500 [<500– <500]	590 [530–650]	750 [650–860]
People living with HIV (men, 15+)	1400 [1300–1500]	2100 [1900–2400]	2800 [2300–3200]
HIV prevalence (15–49)	<0.1 [<0.1– <0.1]	<0.1 [<0.1– <0.1]	<0.1 [<0.1–0.1]

LAWS AND POLICIES

Laws criminalizing the transmission of, non-disclosure of or exposure to HIV transmission	...
Criminalization of sex work among consenting adults	...
Criminalization of same-sex sexual acts	Laws penalizing same-sex sexual acts have been decriminalized or never existed
Drug use or possession for personal use is an offence	...
Criminalization of transgender people	...
Laws or policies restricting the entry, stay and residence of people living with HIV	No
Parental consent for adolescents to access HIV testing	...
Spousal consent for married women to access sexual and reproductive health services	...
Mandatory HIV testing for marriage, work or residence permits or for certain groups	...

STIGMA AND DISCRIMINATION

Percentage of women and men aged 15–49 years who report discriminatory attitudes towards people living with HIV

Percentage of people living with HIV denied health services because of their HIV status in the last 12 months

Percentage of people living with HIV who reported a health-care professional told others about their HIV status without their consent

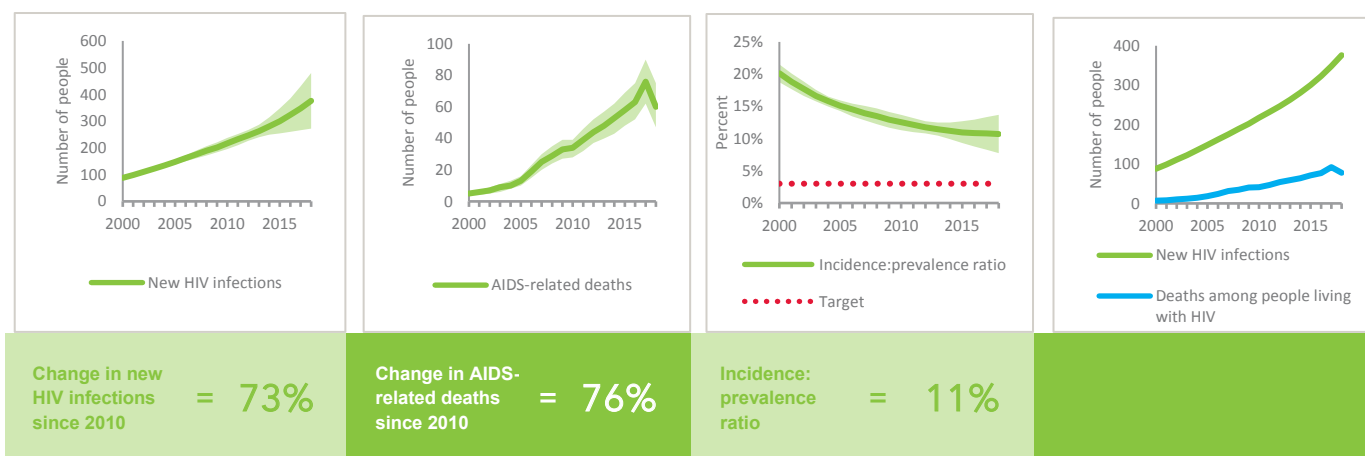
VIOLENCE

Proportion of ever-married or partnered women aged 15–49 years who experienced physical or sexual violence from a male intimate partner in the past 12 months

EXPENDITURES

	Financing sources					Total
	Domestic private	Domestic public	International: PEPFAR	International: Global Fund	International: all others	
Last available report: 2017	\$20 128 659

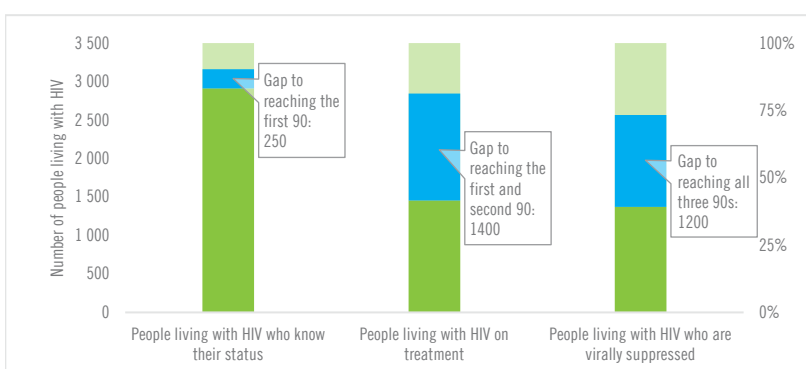
EPIDEMIC TRANSITION METRICS



KEY POPULATIONS

	Sex workers	Gay men and other men who have sex with men	People who inject drugs	Transgender people	Prisoners
Estimated size of population
HIV prevalence	0.3%	3.7%	1.7%	...	1.7%
Know their HIV status	99.6%	98.5%	100%
Antiretroviral therapy coverage	0.2%
Condom use	92.0%	80.5%	34.3%
Coverage of HIV prevention programmes
Avoidance of health care because of stigma and discrimination
Expenditures (2015)	\$358 976	\$199 337	\$473 372

HIV TESTING AND TREATMENT CASCADE



	83% [71– >95%]	41% [35–48%] 1500	39% [33–45%]
All ages			
Children (0–14)	...% [...–...%]	...% [...–...%]% [...–...%]
Women (15+)	>95% [82– >95%]	34% [29–40%] 260	33% [28–38%]
Men (15+)	79% [67–92%]	43% [37–50%] 1200	40% [34–47%]

ELIMINATION OF MOTHER-TO-CHILD TRANSMISSION

	2010	2018
Percentage of pregnant women living with HIV accessing antiretroviral medicines	...% [...–...%]	...% [...–...%]
Early infant diagnosis	...% [...–...%]	...% [...–...%]

HIV COMORBIDITIES

Estimated number of incident tuberculosis cases among people living with HIV (2017)	4 [3–5]
People living with HIV who started TB preventive therapy (2017)	...
Cervical cancer screening of women living with HIV	...
People coinfecting with HIV and hepatitis B virus receiving combined treatment	...
People coinfecting with HIV and hepatitis C virus starting hepatitis C treatment	...

HIV PREVENTION

Adults aged 15+ years with unsuppressed viral load	<0.1%
Knowledge of HIV prevention among young people aged 15–24 years (2016)	
— Women	19.9%
— Men	17.6%
Condom use at last sex with a non-marital, non-cohabiting partner	
— Women	...
— Men	...
Women aged 15–49 years who have their demand for family planning satisfied by modern methods	...
Men aged 15–49 years who are circumcised	Not applicable
Voluntary medical male circumcisions performed according to national standards	Not applicable
People who received PrEP at least once during the reporting period	...
Harm reduction	
— Use of sterile injecting equipment at last injection (2016)	72.9%
— Needles and syringes distributed per person who injects (2017)	52
— Coverage of opioid substitution therapy (2016)	26%
— Naloxone available (2019)	...
— Safe injection rooms available (2019)	...

EPIDEMIC ESTIMATES

	2010	2015	2018
New HIV infections			
New HIV infections (all ages)	<100 [<100– <100]	<100 [<100– <100]	<100 [<100– <100]
New HIV infections (0–14)	... [...–...]	... [...–...]	... [...–...]
New HIV infections (women, 15+)	... [...–...]	... [...–...]	... [...–...]
New HIV infections (men, 15+)	... [...–...]	... [...–...]	... [...–...]
HIV incidence per 1000 population	0.02 [0.02–0.02]	0.02 [0.02–0.02]	0.02 [0.02–0.02]
AIDS-related deaths			
AIDS-related deaths (all ages)	<100 [<100– <100]	<100 [<100– <100]	<100 [<100– <100]
AIDS-related deaths (0–14)	... [...–...]	... [...–...]	... [...–...]
AIDS-related deaths (women, 15+)	... [...–...]	... [...–...]	... [...–...]
AIDS-related deaths (men, 15+)	... [...–...]	... [...–...]	... [...–...]
People living with HIV			
People living with HIV (all ages)	1000 [930–1100]	1400 [1200–1500]	1600 [1400–1700]
People living with HIV (0–14)	... [...–...]	... [...–...]	... [...–...]
People living with HIV (women, 15+)	... [...–...]	... [...–...]	... [...–...]
People living with HIV (men, 15+)	... [...–...]	... [...–...]	... [...–...]
HIV prevalence (15–49)	<0.1 [<0.1– <0.1]	<0.1 [<0.1– <0.1]	<0.1 [<0.1– <0.1]

LAWS AND POLICIES

Laws criminalizing the transmission of, non-disclosure of or exposure to HIV transmission	...
Criminalization of sex work among consenting adults	...
Criminalization of same-sex sexual acts	Laws penalizing same-sex sexual acts have been decriminalized or never existed
Drug use or possession for personal use is an offence	...
Criminalization of transgender people	...
Laws or policies restricting the entry, stay and residence of people living with HIV	No
Parental consent for adolescents to access HIV testing	...
Spousal consent for married women to access sexual and reproductive health services	...
Mandatory HIV testing for marriage, work or residence permits or for certain groups	...

STIGMA AND DISCRIMINATION

Percentage of women and men aged 15–49 years who report discriminatory attitudes towards people living with HIV

Percentage of people living with HIV denied health services because of their HIV status in the last 12 months

Percentage of people living with HIV who reported a health-care professional told others about their HIV status without their consent

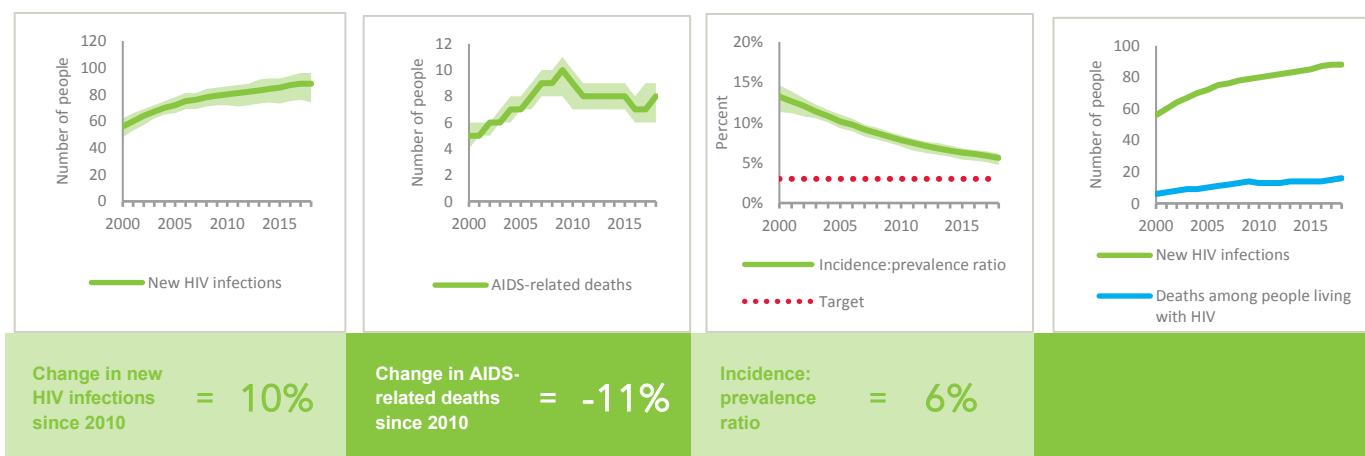
VIOLENCE

Proportion of ever-married or partnered women aged 15–49 years who experienced physical or sexual violence from a male intimate partner in the past 12 months

EXPENDITURES

	Financing sources					Total
	Domestic private	Domestic public	International: PEPFAR	International: Global Fund	International: all others	
Last available report: 2013	...	\$14 362 023	\$14 363 785

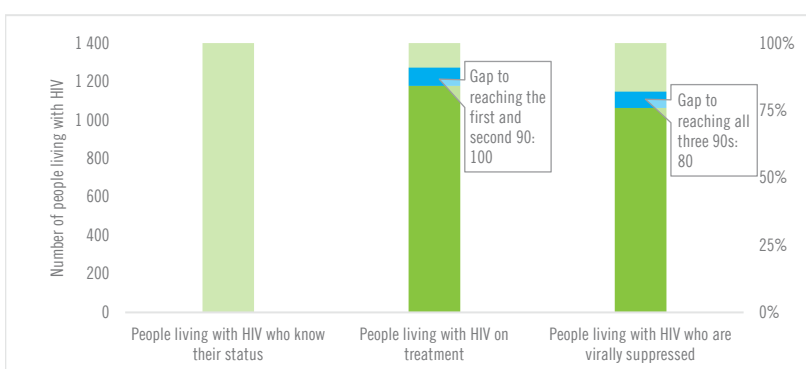
EPIDEMIC TRANSITION METRICS



KEY POPULATIONS

	Sex workers	Gay men and other men who have sex with men	People who inject drugs	Transgender people	Prisoners
Estimated size of population
HIV prevalence	...	2.8%	0.2%
Know their HIV status
Antiretroviral therapy coverage
Condom use	...	45.1%
Coverage of HIV prevention programmes
Avoidance of health care because of stigma and discrimination
Expenditures (0)

HIV TESTING AND TREATMENT CASCADE



	...	75% [67–83%] 1200	68% [61–75%]
All ages	...% [...–...%]		
Children (0–14)	...% [...–...%]	...% [...–...%]	...% [...–...%]
Women (15+)	...% [...–...%]	...% [...–...%]	...% [...–...%]
Men (15+)	...% [...–...%]	...% [...–...%]	...% [...–...%]

ELIMINATION OF MOTHER-TO-CHILD TRANSMISSION

	2010	2018
Percentage of pregnant women living with HIV accessing antiretroviral medicines	...% [...–...%]	...% [...–...%]
Early infant diagnosis	...% [...–...%]	...% [...–...%]

HIV COMORBIDITIES

Estimated number of incident tuberculosis cases among people living with HIV (2017)	8 [4–13]
People living with HIV who started TB preventive therapy (2017)	...
Cervical cancer screening of women living with HIV	...
People coinfecting with HIV and hepatitis B virus receiving combined treatment	...
People coinfecting with HIV and hepatitis C virus starting hepatitis C treatment	...

HIV PREVENTION

Adults aged 15+ years with unsuppressed viral load	<0.1%
Knowledge of HIV prevention among young people aged 15–24 years	...
— Women	...
— Men	...
Condom use at last sex with a non-marital, non-cohabiting partner	...
— Women	...
— Men	...
Women aged 15–49 years who have their demand for family planning satisfied by modern methods	...
Men aged 15–49 years who are circumcised	Not applicable
Voluntary medical male circumcisions performed according to national standards	Not applicable
People who received PrEP at least once during the reporting period	...
Harm reduction	...
— Use of sterile injecting equipment at last injection	...
— Needles and syringes distributed per person who injects	...
— Coverage of opioid substitution therapy (2016)	55%
— Naloxone available (2019)	...
— Safe injection rooms available (2019)	...

EPIDEMIC ESTIMATES

	2010	2015	2018
New HIV infections			
New HIV infections (all ages)	<500 [<200– <500]	<500 [<500– <500]	<500 [<500–580]
New HIV infections (0–14)	... [...–...]	... [...–...]	... [...–...]
New HIV infections (women, 15+)	<100 [<100– <100]	<100 [<100– <100]	<100 [<100– <100]
New HIV infections (men, 15+)	<200 [<200– <500]	<500 [<500– <500]	<500 [<500–520]
HIV incidence per 1000 population	0.02 [0.02–0.02]	0.03 [0.03–0.04]	0.05 [0.04–0.05]
AIDS-related deaths			
AIDS-related deaths (all ages)	<100 [<100– <100]	<100 [<100– <100]	<100 [<100– <100]
AIDS-related deaths (0–14)	... [...–...]	... [...–...]	... [...–...]
AIDS-related deaths (women, 15+)	<100 [<100– <100]	<100 [<100– <100]	<100 [<100– <100]
AIDS-related deaths (men, 15+)	<100 [<100– <100]	<100 [<100– <100]	<100 [<100– <100]
People living with HIV			
People living with HIV (all ages)	1800 [1500–2000]	3100 [2700–3600]	4400 [3700–5000]
People living with HIV (0–14)	... [...–...]	... [...–...]	... [...–...]
People living with HIV (women, 15+)	<500 [<500– <500]	<500 [<500– <500]	<500 [<500–540]
People living with HIV (men, 15+)	1500 [1300–1800]	2700 [2300–3200]	3900 [3200–4500]
HIV prevalence (15–49)	<0.1 [<0.1– <0.1]	<0.1 [<0.1– <0.1]	<0.1 [<0.1– <0.1]

LAWS AND POLICIES

Laws criminalizing the transmission of, non-disclosure of or exposure to HIV transmission	Yes
Criminalization of sex work among consenting adults	...
Criminalization of same-sex sexual acts	Laws penalizing same-sex sexual acts have been decriminalized or never existed
Drug use or possession for personal use is an offence	The law allows possession of a certain amount of drugs
Criminalization of transgender people	Neither criminalized nor prosecuted
Laws or policies restricting the entry, stay and residence of people living with HIV	No
Parental consent for adolescents to access HIV testing	...
Spousal consent for married women to access sexual and reproductive health services	No
Mandatory HIV testing for marriage, work or residence permits or for certain groups	Yes

STIGMA AND DISCRIMINATION

Percentage of women and men aged 15–49 years who report discriminatory attitudes towards people living with HIV

Percentage of people living with HIV denied health services because of their HIV status in the last 12 months

Percentage of people living with HIV who reported a health-care professional told others about their HIV status without their consent

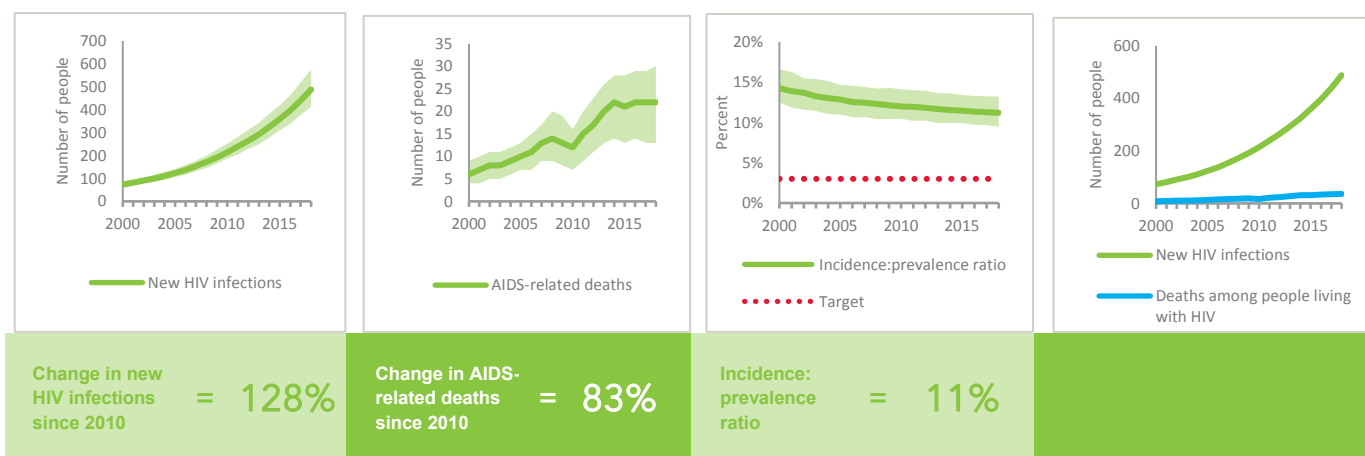
VIOLENCE

Proportion of ever-married or partnered women aged 15–49 years who experienced physical or sexual violence from a male intimate partner in the past 12 months

EXPENDITURES

	Financing sources					Total
	Domestic private	Domestic public	International: PEPFAR	International: Global Fund	International: all others	
Last available report: 2009	\$836 737	\$66 970 753	\$2 340 368	\$70 147 859

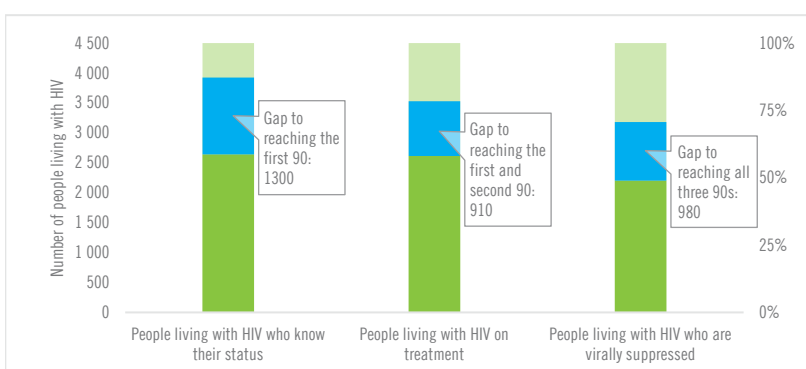
EPIDEMIC TRANSITION METRICS



KEY POPULATIONS

	Sex workers	Gay men and other men who have sex with men	People who inject drugs	Transgender people	Prisoners
Estimated size of population	22 000
HIV prevalence	0.0%	...	0.1%
Know their HIV status	100%	87.7%	55.1%
Antiretroviral therapy coverage	...	95.9%
Condom use	...	43.0%	24.6%
Coverage of HIV prevention programmes
Avoidance of health care because of stigma and discrimination
Expenditures (0)

HIV TESTING AND TREATMENT CASCADE



	2010	2018
All ages	61% [51–69%] 2600	60% [51–68%] 2600
Children (0–14)	... [...–...%] [...–...%] ...
Women (15+)	... [...–...%] 300	60% [54–67%] 300
Men (15+)	... [...–...%] 2300	60% [50–69%] 2300

ELIMINATION OF MOTHER-TO-CHILD TRANSMISSION

	2010	2018
Percentage of pregnant women living with HIV accessing antiretroviral medicines	...% [...–...%]	...% [...–...%]
Early infant diagnosis	...% [...–...%]	...% [...–...%]

HIV COMORBIDITIES

Estimated number of incident tuberculosis cases among people living with HIV (2017)	8 [5–12]
People living with HIV who started TB preventive therapy (2017)	...
Cervical cancer screening of women living with HIV	...
People coinfecting with HIV and hepatitis B virus receiving combined treatment	...
People coinfecting with HIV and hepatitis C virus starting hepatitis C treatment	...

HIV PREVENTION

Adults aged 15+ years with unsuppressed viral load	...
Knowledge of HIV prevention among young people aged 15–24 years	...
— Women	...
— Men	...
Condom use at last sex with a non-marital, non-cohabiting partner	...
— Women	...
— Men	...
Women aged 15–49 years who have their demand for family planning satisfied by modern methods	...
Men aged 15–49 years who are circumcised	Not applicable
Voluntary medical male circumcisions performed according to national standards	Not applicable
People who received PrEP at least once during the reporting period (2018)	70
Harm reduction	
— Use of sterile injecting equipment at last injection (2016)	47.8%
— Needles and syringes distributed per person who injects (2018)	147
— Coverage of opioid substitution therapy (2018)	38.2%
— Naloxone available (2019)	No
— Safe injection rooms available (2019)	No

EPIDEMIC ESTIMATES

	2010	2015	2018
New HIV infections			
New HIV infections (all ages)	<200 [<200- <200]	<200 [<200- <200]	<200 [<200- <200]
New HIV infections (0–14)	... [...-...]	... [...-...]	... [...-...]
New HIV infections (women, 15+)	<100 [<100- <100]	<100 [<100- <100]	<100 [<100- <100]
New HIV infections (men, 15+)	<200 [<200- <200]	<200 [<200- <200]	<200 [<200- <200]
HIV incidence per 1000 population	0.03 [0.03–0.03]	0.02 [0.02–0.02]	0.02 [0.02–0.02]
AIDS-related deaths			
AIDS-related deaths (all ages)	<100 [<100- <100]	<100 [<100- <100]	<100 [<100- <100]
AIDS-related deaths (0–14)	... [...-...]	... [...-...]	... [...-...]
AIDS-related deaths (women, 15+)	<100 [<100- <100]	<100 [<100- <100]	<100 [<100- <100]
AIDS-related deaths (men, 15+)	<100 [<100- <100]	<100 [<100- <100]	<100 [<100- <100]
People living with HIV			
People living with HIV (all ages)	5500 [5000–6200]	6000 [5400–6700]	6200 [5600–7000]
People living with HIV (0–14)	... [...-...]	... [...-...]	... [...-...]
People living with HIV (women, 15+)	1500 [1300–1700]	1600 [1400–1800]	1600 [1400–1800]
People living with HIV (men, 15+)	4000 [3600–4600]	4400 [3900–5000]	4600 [4100–5200]
HIV prevalence (15–49)	0.1 [0.1–0.2]	0.1 [<0.1–0.1]	0.1 [<0.1–0.1]

LAWS AND POLICIES

Laws criminalizing the transmission of, non-disclosure of or exposure to HIV transmission	...
Criminalization of sex work among consenting adults	...
Criminalization of same-sex sexual acts	Laws penalizing same-sex sexual acts have been decriminalized or never existed
Drug use or possession for personal use is an offence	...
Criminalization of transgender people	...
Laws or policies restricting the entry, stay and residence of people living with HIV	No
Parental consent for adolescents to access HIV testing	...
Spousal consent for married women to access sexual and reproductive health services	...
Mandatory HIV testing for marriage, work or residence permits or for certain groups	...

STIGMA AND DISCRIMINATION

Percentage of women and men aged 15–49 years who report discriminatory attitudes towards people living with HIV

Percentage of people living with HIV denied health services because of their HIV status in the last 12 months

Percentage of people living with HIV who reported a health-care professional told others about their HIV status without their consent

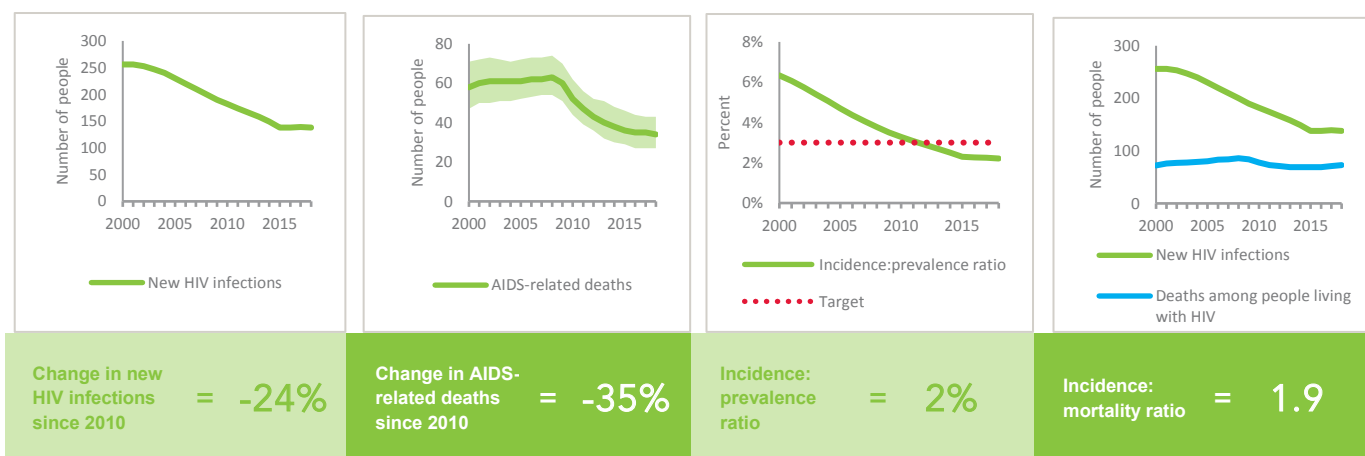
VIOLENCE

Proportion of ever-married or partnered women aged 15–49 years who experienced physical or sexual violence from a male intimate partner in the past 12 months

EXPENDITURES

	Financing sources					Total
	Domestic private	Domestic public	International: PEPFAR	International: Global Fund	International: all others	
Last available report:

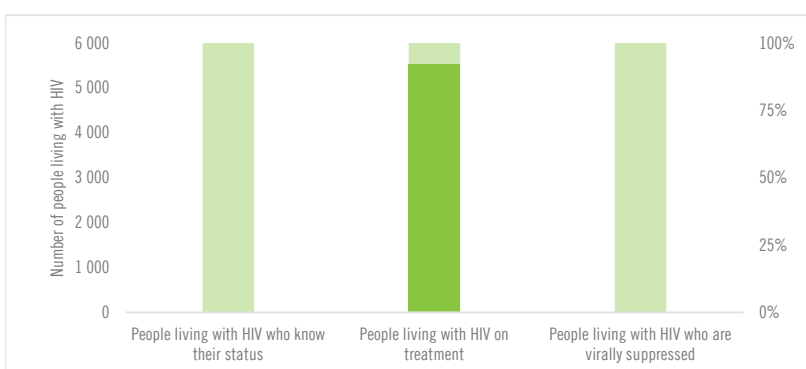
EPIDEMIC TRANSITION METRICS



KEY POPULATIONS

	Sex workers	Gay men and other men who have sex with men	People who inject drugs	Transgender people	Prisoners
Estimated size of population
HIV prevalence	...	5.0%	4.0%
Know their HIV status
Antiretroviral therapy coverage
Condom use
Coverage of HIV prevention programmes
Avoidance of health care because of stigma and discrimination
Expenditures (0)

HIV TESTING AND TREATMENT CASCADE



	2010	2018
All ages	...% [...-...%] 5500	89% [79- >95%] 5500
Children (0-14)	...% [...-...%]% [...-...%] ...
Women (15+)	...% [...-...%] 1500	90% [80- >95%] 1500
Men (15+)	...% [...-...%] 4100	88% [78- >95%] 4100

ELIMINATION OF MOTHER-TO-CHILD TRANSMISSION

	2010	2018
Percentage of pregnant women living with HIV accessing antiretroviral medicines	...% [...-...%]	...% [...-...%]
Early infant diagnosis	...% [...-...%]	...% [...-...%]

HIV COMORBIDITIES

Estimated number of incident tuberculosis cases among people living with HIV (2017)	9 [7-11]
People living with HIV who started TB preventive therapy (2017)	...
Cervical cancer screening of women living with HIV	...
People coinfecting with HIV and hepatitis B virus receiving combined treatment	...
People coinfecting with HIV and hepatitis C virus starting hepatitis C treatment	...

HIV PREVENTION

Adults aged 15+ years with unsuppressed viral load	...
Knowledge of HIV prevention among young people aged 15-24 years	...
— Women	...
— Men	...
Condom use at last sex with a non-marital, non-cohabiting partner	...
— Women	...
— Men	...
Women aged 15-49 years who have their demand for family planning satisfied by modern methods	...
Men aged 15-49 years who are circumcised	Not applicable
Voluntary medical male circumcisions performed according to national standards	Not applicable
People who received PrEP at least once during the reporting period	...
Harm reduction	
— Use of sterile injecting equipment at last injection	...
— Needles and syringes distributed per person who injects	...
— Coverage of opioid substitution therapy (2017)	50%
— Naloxone available (2019)	...
— Safe injection rooms available (2019)	...

EPIDEMIC ESTIMATES

	2010	2015	2018
New HIV infections			
New HIV infections (all ages)	<500 [<500– <500]	<500 [<500– <500]	<500 [<500– <500]
New HIV infections (0–14)	... [...–...]	... [...–...]	... [...–...]
New HIV infections (women, 15+)	<200 [<100– <200]	<200 [<100– <200]	<100 [<100– <200]
New HIV infections (men, 15+)	<500 [<200– <500]	<500 [<200– <500]	<200 [<200– <500]
HIV incidence per 1000 population	0.25 [0.21–0.29]	0.24 [0.2–0.27]	0.23 [0.19–0.27]
AIDS-related deaths			
AIDS-related deaths (all ages)	<200 [<200– <200]	<100 [<100– <200]	<100 [<100– <200]
AIDS-related deaths (0–14)	... [...–...]	... [...–...]	... [...–...]
AIDS-related deaths (women, 15+)	<100 [<100– <100]	<100 [<100– <100]	<100 [<100– <100]
AIDS-related deaths (men, 15+)	<100 [<100– <200]	<100 [<100– <100]	<100 [<100– <100]
People living with HIV			
People living with HIV (all ages)	6000 [5100–6700]	6800 [6000–7600]	7400 [6600–8200]
People living with HIV (0–14)	... [...–...]	... [...–...]	... [...–...]
People living with HIV (women, 15+)	2100 [1800–2400]	2400 [2100–2700]	2600 [2300–2900]
People living with HIV (men, 15+)	3900 [3200–4500]	4400 [3800–5000]	4800 [4100–5300]
HIV prevalence (15–49)	0.7 [0.6–0.8]	0.8 [0.7–0.9]	0.9 [0.7–0.9]

LAWS AND POLICIES

Laws criminalizing the transmission of, non-disclosure of or exposure to HIV transmission	...
Criminalization of sex work among consenting adults	...
Criminalization of same-sex sexual acts	Laws penalizing same-sex sexual acts have been decriminalized or never existed
Drug use or possession for personal use is an offence	...
Criminalization of transgender people	...
Laws or policies restricting the entry, stay and residence of people living with HIV	No
Parental consent for adolescents to access HIV testing	...
Spousal consent for married women to access sexual and reproductive health services	...
Mandatory HIV testing for marriage, work or residence permits or for certain groups	...

STIGMA AND DISCRIMINATION

Percentage of women and men aged 15–49 years who report discriminatory attitudes towards people living with HIV

Percentage of people living with HIV denied health services because of their HIV status in the last 12 months

Percentage of people living with HIV who reported a health-care professional told others about their HIV status without their consent

VIOLENCE

Proportion of ever-married or partnered women aged 15–49 years who experienced physical or sexual violence from a male intimate partner in the past 12 months

EXPENDITURES

	Financing sources					Total
	Domestic private	Domestic public	International: PEPFAR	International: Global Fund	International: all others	
Last available report: 2010	...	\$16 353 142	\$16 353 142

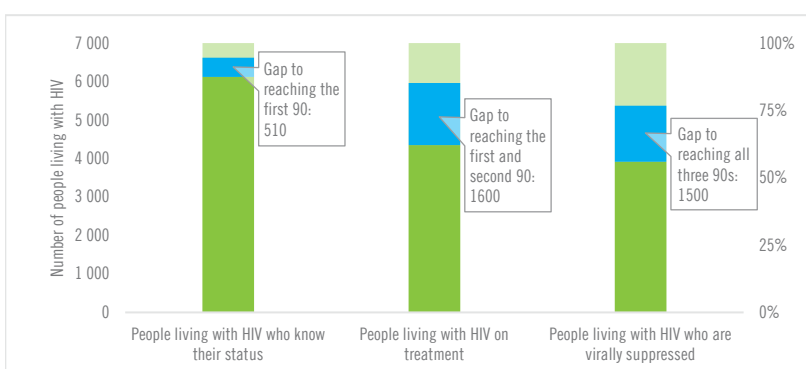
EPIDEMIC TRANSITION METRICS



KEY POPULATIONS

	Sex workers	Gay men and other men who have sex with men	People who inject drugs	Transgender people	Prisoners
Estimated size of population	2100
HIV prevalence	...	5.5%	51.4%	...	13.0%
Know their HIV status	...	58.8%	72.6%
Antiretroviral therapy coverage	90.6%
Condom use	96.7%	53.9%	36.0%
Coverage of HIV prevention programmes
Avoidance of health care because of stigma and discrimination
Expenditures (0)

HIV TESTING AND TREATMENT CASCADE



	83% [74–92%]	59% [53–66%] 4300	53% [48–59%]
All ages			
Children (0–14)	...% [...–...%]	...% [...–...%]% [...–...%]
Women (15+)	94% [83– >95%]	67% [59–74%] 1700	60% [53–67%]
Men (15+)	77% [67–87%]	55% [47–61%] 2600	49% [43–55%]

ELIMINATION OF MOTHER-TO-CHILD TRANSMISSION

	2010	2018
Percentage of pregnant women living with HIV accessing antiretroviral medicines	...% [...–...%]	...% [...–...%]
Early infant diagnosis	...% [...–...%]	...% [...–...%]

HIV COMORBIDITIES

Estimated number of incident tuberculosis cases among people living with HIV (2017)	17 [15–20]
People living with HIV who started TB preventive therapy (2017)	...
Cervical cancer screening of women living with HIV	...
People coinfectd with HIV and hepatitis B virus receiving combined treatment	...
People coinfectd with HIV and hepatitis C virus starting hepatitis C treatment	...

HIV PREVENTION

Adults aged 15+ years with unsuppressed viral load	0.3%
Knowledge of HIV prevention among young people aged 15–24 years	
— Women	...
— Men	...
Condom use at last sex with a non-marital, non-cohabiting partner	
— Women	...
— Men	...
Women aged 15–49 years who have their demand for family planning satisfied by modern methods	...
Men aged 15–49 years who are circumcised	Not applicable
Voluntary medical male circumcisions performed according to national standards	Not applicable
People who received PrEP at least once during the reporting period	...
Harm reduction	
— Use of sterile injecting equipment at last injection (2018)	97.4%
— Needles and syringes distributed per person who injects (2018)	195
— Coverage of opioid substitution therapy (2018)	13.1%
— Naloxone available (2019)	...
— Safe injection rooms available (2019)	...

EPIDEMIC ESTIMATES

	2010	2015	2018
New HIV infections			
New HIV infections (all ages)	<200 [<200– <500]	<200 [<200– <500]	<500 [<200– <500]
New HIV infections (0–14)	... [...–...]	... [...–...]	... [...–...]
New HIV infections (women, 15+)	<100 [<100– <100]	<100 [<100– <100]	<100 [<100– <100]
New HIV infections (men, 15+)	<200 [<100– <200]	<200 [<100– <200]	<200 [<100– <500]
HIV incidence per 1000 population	0.03 [0.02–0.04]	0.03 [0.02–0.04]	0.04 [0.02–0.06]
AIDS-related deaths			
AIDS-related deaths (all ages)	<100 [<100– <100]	<100 [<100– <100]	<100 [<100– <100]
AIDS-related deaths (0–14)	... [...–...]	... [...–...]	... [...–...]
AIDS-related deaths (women, 15+)	<100 [<100– <100]	<100 [<100– <100]	<100 [<100– <100]
AIDS-related deaths (men, 15+)	<100 [<100– <100]	<100 [<100– <100]	<100 [<100– <100]
People living with HIV			
People living with HIV (all ages)	2700 [2200–3500]	3500 [2800–4300]	4000 [3100–4900]
People living with HIV (0–14)	... [...–...]	... [...–...]	... [...–...]
People living with HIV (women, 15+)	750 [580–970]	950 [730–1200]	1100 [830–1300]
People living with HIV (men, 15+)	2000 [1500–2700]	2500 [1900–3200]	2900 [2200–3600]
HIV prevalence (15–49)	<0.1 [<0.1–0.1]	<0.1 [<0.1–0.1]	0.1 [<0.1–0.1]

LAWS AND POLICIES

Laws criminalizing the transmission of, non-disclosure of or exposure to HIV transmission	...
Criminalization of sex work among consenting adults	...
Criminalization of same-sex sexual acts	Laws penalizing same-sex sexual acts have been decriminalized or never existed
Drug use or possession for personal use is an offence	...
Criminalization of transgender people	...
Laws or policies restricting the entry, stay and residence of people living with HIV	No
Parental consent for adolescents to access HIV testing	...
Spousal consent for married women to access sexual and reproductive health services	...
Mandatory HIV testing for marriage, work or residence permits or for certain groups	...

STIGMA AND DISCRIMINATION

Percentage of women and men aged 15–49 years who report discriminatory attitudes towards people living with HIV

Percentage of people living with HIV denied health services because of their HIV status in the last 12 months

Percentage of people living with HIV who reported a health-care professional told others about their HIV status without their consent

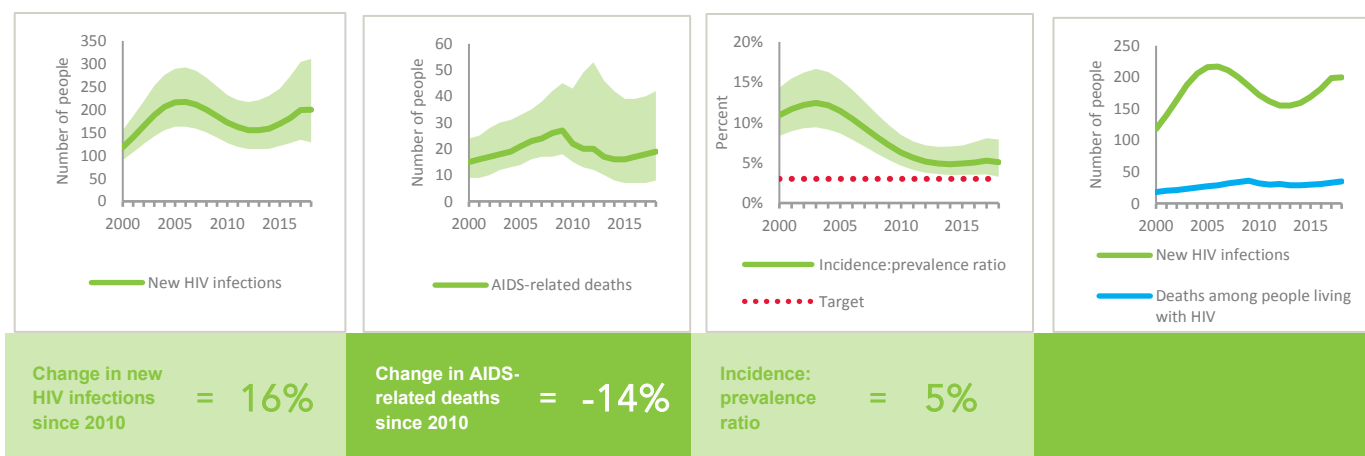
VIOLENCE

Proportion of ever-married or partnered women aged 15–49 years who experienced physical or sexual violence from a male intimate partner in the past 12 months

EXPENDITURES

	Financing sources					Total
	Domestic private	Domestic public	International: PEPFAR	International: Global Fund	International: all others	
Last available report:

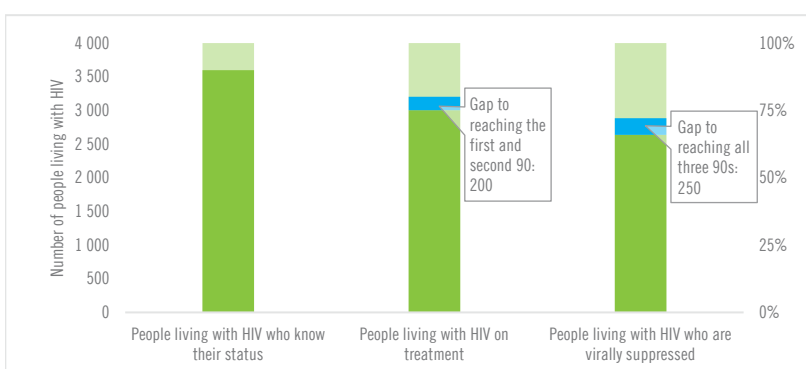
EPIDEMIC TRANSITION METRICS



KEY POPULATIONS

	Sex workers	Gay men and other men who have sex with men	People who inject drugs	Transgender people	Prisoners
Estimated size of population
HIV prevalence	1.2%	...	1.0%
Know their HIV status
Antiretroviral therapy coverage	...	70.0%	54.3%
Condom use
Coverage of HIV prevention programmes
Avoidance of health care because of stigma and discrimination
Expenditures (0)

HIV TESTING AND TREATMENT CASCADE



	91% [72– >95%]	76% [60–95%] 3000	67% [53–83%]
All ages			
Children (0–14)	...% [...–...%]	...% [...–...%]% [...–...%]
Women (15+)	91% [70– >95%]	76% [58–94%] 830	...% [...–...%]
Men (15+)	91% [70– >95%]	76% [59– >95%] 2200	...% [...–...%]

ELIMINATION OF MOTHER-TO-CHILD TRANSMISSION

	2010	2018
Percentage of pregnant women living with HIV accessing antiretroviral medicines	...% [...–...%]	...% [...–...%]
Early infant diagnosis	...% [...–...%]	...% [...–...%]

HIV COMORBIDITIES

Estimated number of incident tuberculosis cases among people living with HIV (2017)	8 [4–13]
People living with HIV who started TB preventive therapy (2017)	...
Cervical cancer screening of women living with HIV	...
People coinfecting with HIV and hepatitis B virus receiving combined treatment	...
People coinfecting with HIV and hepatitis C virus starting hepatitis C treatment	...

HIV PREVENTION

Adults aged 15+ years with unsuppressed viral load	...
Knowledge of HIV prevention among young people aged 15–24 years	...
— Women	...
— Men	...
Condom use at last sex with a non-marital, non-cohabiting partner	...
— Women	...
— Men	...
Women aged 15–49 years who have their demand for family planning satisfied by modern methods	...
Men aged 15–49 years who are circumcised	Not applicable
Voluntary medical male circumcisions performed according to national standards	Not applicable
People who received PrEP at least once during the reporting period	...
Harm reduction	...
— Use of sterile injecting equipment at last injection	...
— Needles and syringes distributed per person who injects (2016)	361
— Coverage of opioid substitution therapy (2017)	30%
— Naloxone available (2019)	...
— Safe injection rooms available (2019)	...

EPIDEMIC ESTIMATES

	2010	2015	2018
New HIV infections			
New HIV infections (all ages)	5500 [4500–6600]	6500 [5300–7700]	6200 [5000–7500]
New HIV infections (0–14)	<100 [<100– <100]	<100 [<100– <100]	<100 [<100– <100]
New HIV infections (women, 15+)	1500 [1300–1800]	1800 [1500–2100]	1700 [1400–2000]
New HIV infections (men, 15+)	4000 [3100–5100]	4600 [3600–5900]	4500 [3400–5700]
HIV incidence per 1000 population	0.08 [0.07–0.1]	0.1 [0.08–0.12]	0.09 [0.08–0.11]
AIDS-related deaths			
AIDS-related deaths (all ages)	600 [<500–780]	<500 [<500–500]	<500 [<500–540]
AIDS-related deaths (0–14)	<100 [<100– <100]	<100 [<100– <100]	<100 [<100– <100]
AIDS-related deaths (women, 15+)	<200 [<100– <200]	<100 [<100– <100]	<100 [<100– <200]
AIDS-related deaths (men, 15+)	<500 [<500–630]	<500 [<500– <500]	<500 [<500– <500]
People living with HIV			
People living with HIV (all ages)	140 000 [120 000–160 000]	160 000 [140 000–190 000]	180 000 [150 000–210 000]
People living with HIV (0–14)	<200 [<200– <500]	<500 [<500– <500]	<500 [<500– <500]
People living with HIV (women, 15+)	33 000 [29 000–38 000]	41 000 [36 000–47 000]	46 000 [40 000–52 000]
People living with HIV (men, 15+)	100 000 [85 000–130 000]	120 000 [99 000–150 000]	130 000 [110 000–160 000]
HIV prevalence (15–49)	0.3 [0.3–0.4]	0.3 [0.3–0.4]	0.3 [0.3–0.4]

LAWS AND POLICIES

Laws criminalizing the transmission of, non-disclosure of or exposure to HIV transmission	...
Criminalization of sex work among consenting adults	...
Criminalization of same-sex sexual acts	Laws penalizing same-sex sexual acts have been decriminalized or never existed
Drug use or possession for personal use is an offence	...
Criminalization of transgender people	...
Laws or policies restricting the entry, stay and residence of people living with HIV	No
Parental consent for adolescents to access HIV testing	...
Spousal consent for married women to access sexual and reproductive health services	...
Mandatory HIV testing for marriage, work or residence permits or for certain groups	...

STIGMA AND DISCRIMINATION

Percentage of women and men aged 15–49 years who report discriminatory attitudes towards people living with HIV

Percentage of people living with HIV denied health services because of their HIV status in the last 12 months

Percentage of people living with HIV who reported a health-care professional told others about their HIV status without their consent

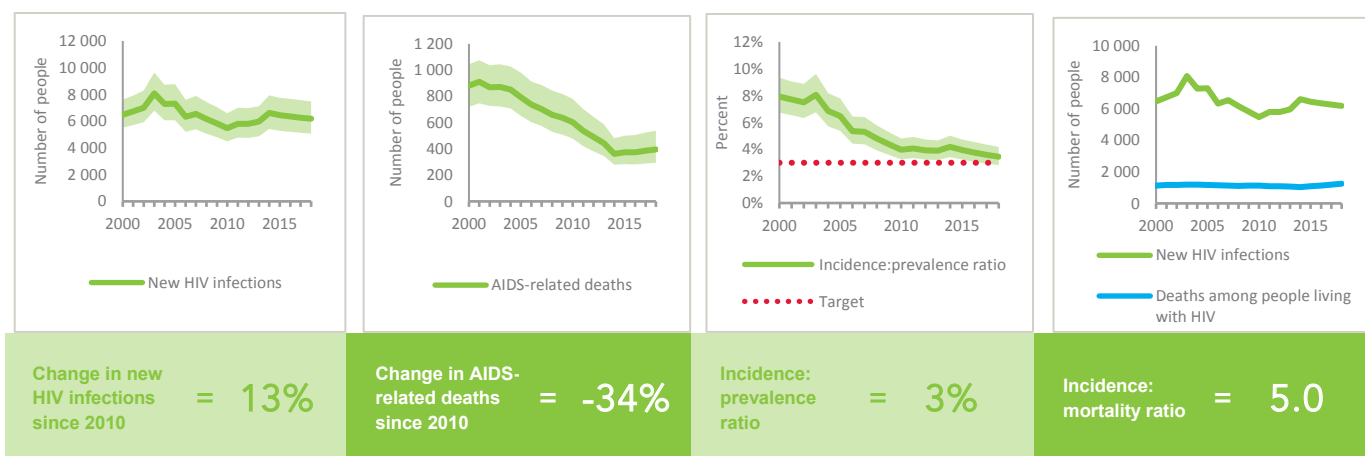
VIOLENCE

Proportion of ever-married or partnered women aged 15–49 years who experienced physical or sexual violence from a male intimate partner in the past 12 months

EXPENDITURES

	Financing sources					Total
	Domestic private	Domestic public	International: PEPFAR	International: Global Fund	International: all others	
Last available report:

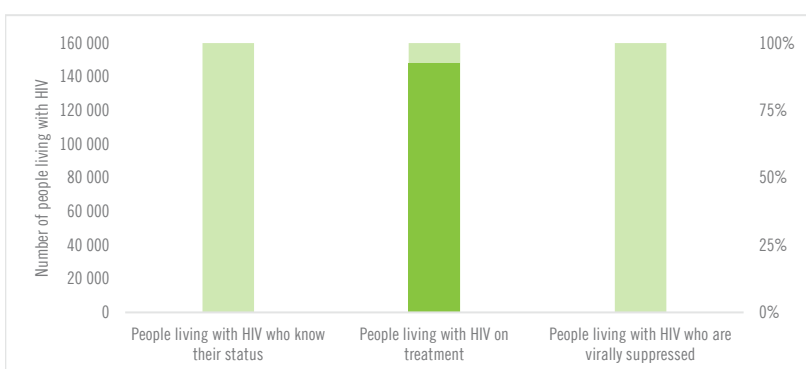
EPIDEMIC TRANSITION METRICS



KEY POPULATIONS

	Sex workers	Gay men and other men who have sex with men	People who inject drugs	Transgender people	Prisoners
Estimated size of population
HIV prevalence	...	14.0%	2.0%
Know their HIV status	...	86.0%	97.5%
Antiretroviral therapy coverage	...	78.0%	90.9%
Condom use	...	44.5%
Coverage of HIV prevention programmes
Avoidance of health care because of stigma and discrimination
Expenditures (0)

HIV TESTING AND TREATMENT CASCADE



	...	83% [69– >95%] 148 000	...
All ages	...% [...-...%]		...% [...-...%]
Children (0–14)	...% [...-...%]% [...-...%]
Women (15+)	...% [...-...%]	75% [65–84%] 34 400	...% [...-...%]
Men (15+)	...% [...-...%]	85% [69– >95%] 114 000	...% [...-...%]

ELIMINATION OF MOTHER-TO-CHILD TRANSMISSION

	2010	2018
Percentage of pregnant women living with HIV accessing antiretroviral medicines	...% [...-...%]	...% [...-...%]
Early infant diagnosis	...% [...-...%]	...% [...-...%]

HIV COMORBIDITIES

Estimated number of incident tuberculosis cases among people living with HIV (2017)	830 [490–1300]
People living with HIV who started TB preventive therapy (2017)	...
Cervical cancer screening of women living with HIV	...
People coinfectd with HIV and hepatitis B virus receiving combined treatment	...
People coinfectd with HIV and hepatitis C virus starting hepatitis C treatment	...

HIV PREVENTION

Adults aged 15+ years with unsuppressed viral load	...
Knowledge of HIV prevention among young people aged 15–24 years	...
— Women	...
— Men	...
Condom use at last sex with a non-marital, non-cohabiting partner	...
— Women	...
— Men	...
Women aged 15–49 years who have their demand for family planning satisfied by modern methods	...
Men aged 15–49 years who are circumcised	Not applicable
Voluntary medical male circumcisions performed according to national standards	Not applicable
People who received PrEP at least once during the reporting period	...
Harm reduction	...
— Use of sterile injecting equipment at last injection	...
— Needles and syringes distributed per person who injects (2015)	115
— Coverage of opioid substitution therapy (2015)	80%
— Naloxone available (2019)	...
— Safe injection rooms available (2019)	...

EPIDEMIC ESTIMATES

	2010	2015	2018
New HIV infections			
New HIV infections (all ages)	2900 [2300–3500]	2900 [2200–3600]	2600 [1900–3200]
New HIV infections (0–14)	<100 [<100– <100]	<100 [<100– <100]	<100 [<100– <100]
New HIV infections (women, 15+)	<500 [<500– <500]	600 [<500–710]	570 [<500–690]
New HIV infections (men, 15+)	2400 [1900–3100]	2300 [1700–3000]	2000 [1400–2600]
HIV incidence per 1000 population	0.04 [0.03–0.04]	0.04 [0.03–0.04]	0.03 [0.02–0.04]
AIDS-related deaths			
AIDS-related deaths (all ages)	<500 [<500–720]	<500 [<500–720]	<500 [<500–670]
AIDS-related deaths (0–14)	<100 [<100– <100]	<100 [<100– <100]	<100 [<100– <100]
AIDS-related deaths (women, 15+)	<100 [<100– <200]	<100 [<100– <100]	<100 [<100– <100]
AIDS-related deaths (men, 15+)	<500 [<500–610]	<500 [<500–650]	<500 [<500–590]
People living with HIV			
People living with HIV (all ages)	69 000 [57 000–81 000]	81 000 [66 000–94 000]	87 000 [71 000–100 000]
People living with HIV (0–14)	<100 [<100– <100]	<100 [<100– <100]	<200 [<100– <200]
People living with HIV (women, 15+)	13 000 [12 000–15 000]	16 000 [14 000–18 000]	17 000 [15 000–20 000]
People living with HIV (men, 15+)	56 000 [45 000–66 000]	65 000 [52 000–77 000]	70 000 [55 000–83 000]
HIV prevalence (15–49)	0.1 [0.1–0.1]	0.1 [0.1–0.1]	0.1 [0.1–0.1]

LAWS AND POLICIES

Laws criminalizing the transmission of, non-disclosure of or exposure to HIV transmission	...
Criminalization of sex work among consenting adults	...
Criminalization of same-sex sexual acts	Laws penalizing same-sex sexual acts have been decriminalized or never existed
Drug use or possession for personal use is an offence	...
Criminalization of transgender people	...
Laws or policies restricting the entry, stay and residence of people living with HIV	No
Parental consent for adolescents to access HIV testing	...
Spousal consent for married women to access sexual and reproductive health services	...
Mandatory HIV testing for marriage, work or residence permits or for certain groups	...

STIGMA AND DISCRIMINATION

Percentage of women and men aged 15–49 years who report discriminatory attitudes towards people living with HIV	
Percentage of people living with HIV denied health services because of their HIV status in the last 12 months	2013 17.5
Percentage of people living with HIV who reported a health-care professional told others about their HIV status without their consent	2013 19.4

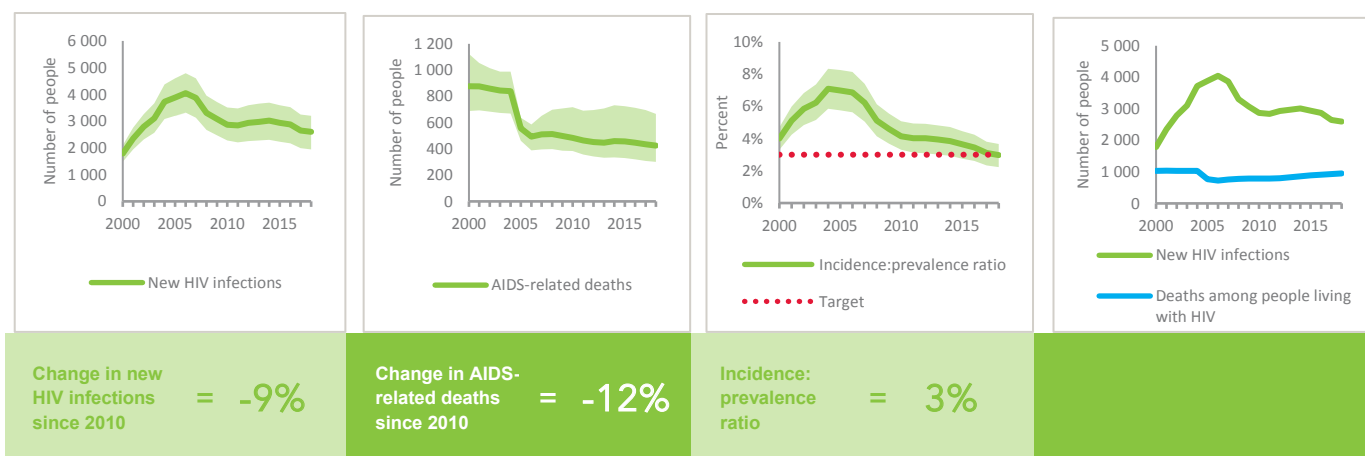
VIOLENCE

Proportion of ever-married or partnered women aged 15–49 years who experienced physical or sexual violence from a male intimate partner in the past 12 months

EXPENDITURES

	Financing sources					Total
	Domestic private	Domestic public	International: PEPFAR	International: Global Fund	International: all others	
Last available report:

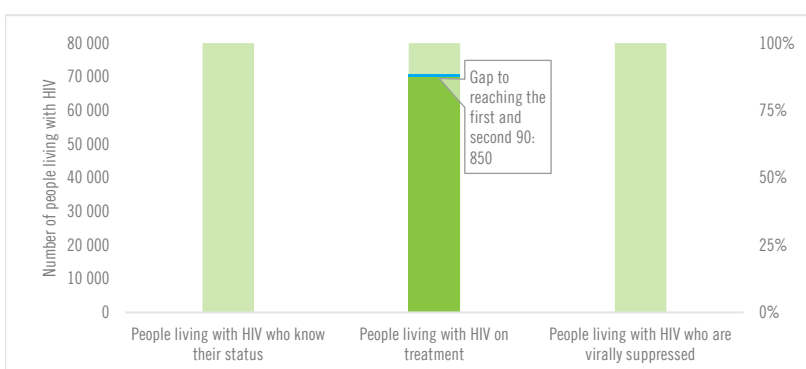
EPIDEMIC TRANSITION METRICS



KEY POPULATIONS

	Sex workers	Gay men and other men who have sex with men	People who inject drugs	Transgender people	Prisoners
Estimated size of population
HIV prevalence	...	6.0%	4.9%
Know their HIV status	...	86.0%	98.8%
Antiretroviral therapy coverage	...	81.8%
Condom use	38.0%
Coverage of HIV prevention programmes
Avoidance of health care because of stigma and discrimination
Expenditures (0)

HIV TESTING AND TREATMENT CASCADE



	...	2010	2018
All ages	...% [...-...%]	80% [65-93%] 69 900	...% [...-...%]
Children (0-14)	...% [...-...%]	...% [...-...%]% [...-...%]
Women (15+)	...% [...-...%]	74% [66-84%] 12 800	...% [...-...%]
Men (15+)	...% [...-...%]	81% [64->95%] 57 000	...% [...-...%]

ELIMINATION OF MOTHER-TO-CHILD TRANSMISSION

	2010	2018
Percentage of pregnant women living with HIV accessing antiretroviral medicines	...% [...-...%]	...% [...-...%]
Early infant diagnosis	...% [...-...%]	...% [...-...%]

HIV COMORBIDITIES

Estimated number of incident tuberculosis cases among people living with HIV (2017)	350 [200-550]
People living with HIV who started TB preventive therapy (2017)	...
Cervical cancer screening of women living with HIV	...
People coinfectd with HIV and hepatitis B virus receiving combined treatment	...
People coinfectd with HIV and hepatitis C virus starting hepatitis C treatment	...

HIV PREVENTION

Adults aged 15+ years with unsuppressed viral load	...
Knowledge of HIV prevention among young people aged 15-24 years	...
— Women	...
— Men	...
Condom use at last sex with a non-marital, non-cohabiting partner	...
— Women	...
— Men	...
Women aged 15-49 years who have their demand for family planning satisfied by modern methods	...
Men aged 15-49 years who are circumcised	Not applicable
Voluntary medical male circumcisions performed according to national standards	Not applicable
People who received PrEP at least once during the reporting period (2017)	2000
Harm reduction	
— Use of sterile injecting equipment at last injection (2015)	90.2%
— Needles and syringes distributed per person who injects	...
— Coverage of opioid substitution therapy (2015)	45.2%
— Naloxone available (2019)	...
— Safe injection rooms available (2019)	...

KEY POPULATIONS

	Sex workers	Gay men and other men who have sex with men	People who inject drugs	Transgender people	Prisoners
Estimated size of population
HIV prevalence	8.5%	...	1.3%
Know their HIV status
Antiretroviral therapy coverage
Condom use	...	73.0%	40.0%	66.0%	...
Coverage of HIV prevention programmes
Avoidance of health care because of stigma and discrimination
Expenditures (0)

HIV TESTING AND TREATMENT CASCADE



	People living with HIV who know their status	People living with HIV on treatment	People living with HIV who are virally suppressed
All ages	...% [...-...%]	...% [...-...%]	...% [...-...%]
Children (0–14)	...% [...-...%]	...% [...-...%]	...% [...-...%]
Women (15+)	...% [...-...%]	...% [...-...%]	...% [...-...%]
Men (15+)	...% [...-...%]	...% [...-...%]	...% [...-...%]

EXPENDITURES

	Financing sources					Total
	Domestic private	Domestic public	International: PEPFAR	International: Global Fund	International: all others	
Last available report: 2008	...	\$96 058 435	\$96 058 435

HIV COMORBIDITIES

Estimated number of incident tuberculosis cases among people living with HIV (2017)	33 [18–51]
People living with HIV who started TB preventive therapy (2017)	...
Cervical cancer screening of women living with HIV	...
People coinfecting with HIV and hepatitis B virus receiving combined treatment	...
People coinfecting with HIV and hepatitis C virus starting hepatitis C treatment	...

HIV PREVENTION

Adults aged 15+ years with unsuppressed viral load	...
Knowledge of HIV prevention among young people aged 15–24 years	...
— Women	...
— Men	...
Condom use at last sex with a non-marital, non-cohabiting partner	...
— Women	...
— Men	...
Women aged 15–49 years who have their demand for family planning satisfied by modern methods	...
Men aged 15–49 years who are circumcised	Not applicable
Voluntary medical male circumcisions performed according to national standards	Not applicable
People who received PrEP at least once during the reporting period (2017)	75
Harm reduction	...
— Use of sterile injecting equipment at last injection (2015)	86%
— Needles and syringes distributed per person who injects (2016)	80
— Coverage of opioid substitution therapy (2016)	57%
— Naloxone available (2019)	...
— Safe injection rooms available (2019)	...

Note: HIV epidemiological estimates were not available at the time of publication.

LAWS AND POLICIES

Laws criminalizing the transmission of, non-disclosure of or exposure to HIV transmission ...

Criminalization of sex work among consenting adults ...

Criminalization of same-sex sexual acts	Laws penalizing same-sex sexual acts have been decriminalized or never existed
---	--

Drug use or possession for personal use is an offence ...

Criminalization of transgender people ...

Laws or policies restricting the entry, stay and residence of people living with HIV No

Parental consent for adolescents to access HIV testing ...

Spousal consent for married women to access sexual and reproductive health services ...

Mandatory HIV testing for marriage, work or residence permits or for certain groups ...

STIGMA AND DISCRIMINATION

Percentage of women and men aged 15–49 years who report discriminatory attitudes towards people living with HIV

Percentage of people living with HIV denied health services because of their HIV status in the last 12 months	2017 11
---	-------------------

Percentage of people living with HIV who reported a health-care professional told others about their HIV status without their consent	2017 15
---	-------------------

VIOLENCE

Proportion of ever-married or partnered women aged 15–49 years who experienced physical or sexual violence from a male intimate partner in the past 12 months

EPIDEMIC ESTIMATES

	2010	2015	2018
New HIV infections			
New HIV infections (all ages)	<500 [<200- <500]	<500 [<500- <500]	<500 [<200- <500]
New HIV infections (0–14)	... [...-...]	... [...-...]	... [...-...]
New HIV infections (women, 15+)	<100 [<100- <100]	<100 [<100- <100]	<100 [<100- <100]
New HIV infections (men, 15+)	<500 [<200- <500]	<500 [<200- <500]	<200 [<200- <500]
HIV incidence per 1000 population	0.02 [0.02–0.03]	0.03 [0.02–0.03]	0.02 [0.02–0.03]
AIDS-related deaths			
AIDS-related deaths (all ages)	<100 [<100- <100]	<100 [<100- <100]	<100 [<100- <100]
AIDS-related deaths (0–14)	... [...-...]	... [...-...]	... [...-...]
AIDS-related deaths (women, 15+)	<100 [<100- <100]	<100 [<100- <100]	<100 [<100- <100]
AIDS-related deaths (men, 15+)	<100 [<100- <100]	<100 [<100- <100]	<100 [<100- <100]
People living with HIV			
People living with HIV (all ages)	2000 [1800–2300]	3100 [2700–3500]	3700 [3200–4200]
People living with HIV (0–14)	... [...-...]	... [...-...]	... [...-...]
People living with HIV (women, 15+)	<500 [<500- <500]	<500 [<500–550]	570 [510–640]
People living with HIV (men, 15+)	1700 [1500–1900]	2600 [2200–3000]	3100 [2600–3500]
HIV prevalence (15–49)	<0.1 [<0.1– <0.1]	<0.1 [<0.1– <0.1]	<0.1 [<0.1– <0.1]

LAWS AND POLICIES

Laws criminalizing the transmission of, non-disclosure of or exposure to HIV transmission	...
Criminalization of sex work among consenting adults	...
Criminalization of same-sex sexual acts	Laws penalizing same-sex sexual acts have been decriminalized or never existed
Drug use or possession for personal use is an offence	...
Criminalization of transgender people	...
Laws or policies restricting the entry, stay and residence of people living with HIV	No
Parental consent for adolescents to access HIV testing	...
Spousal consent for married women to access sexual and reproductive health services	...
Mandatory HIV testing for marriage, work or residence permits or for certain groups	...

STIGMA AND DISCRIMINATION

Percentage of women and men aged 15–49 years who report discriminatory attitudes towards people living with HIV

Percentage of people living with HIV denied health services because of their HIV status in the last 12 months

Percentage of people living with HIV who reported a health-care professional told others about their HIV status without their consent

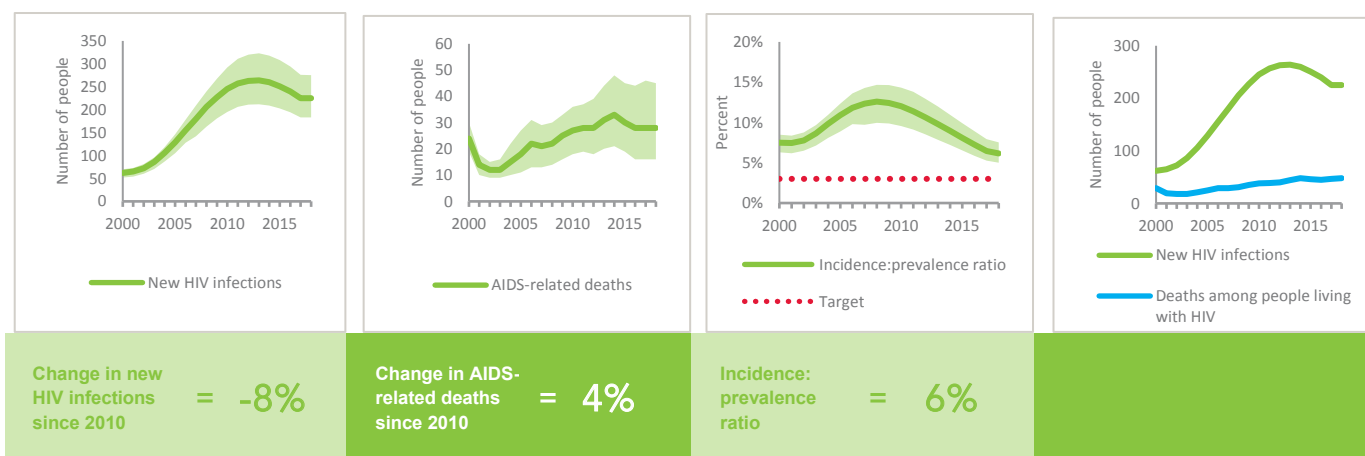
VIOLENCE

Proportion of ever-married or partnered women aged 15–49 years who experienced physical or sexual violence from a male intimate partner in the past 12 months

EXPENDITURES

	Financing sources					Total
	Domestic private	Domestic public	International: PEPFAR	International: Global Fund	International: all others	
Last available report: 2009	...	\$3 496 377	\$3 496 377

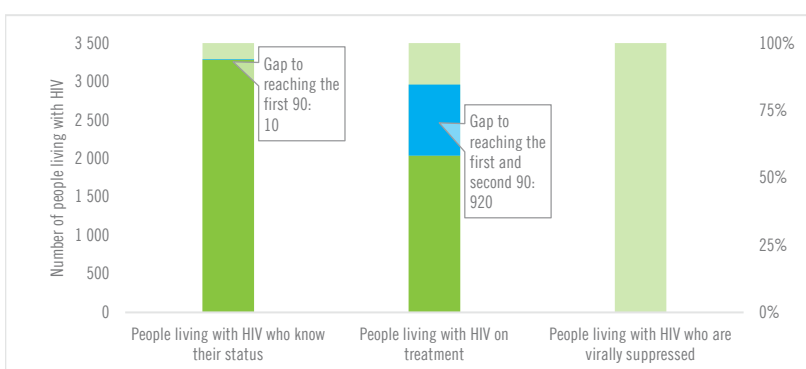
EPIDEMIC TRANSITION METRICS



KEY POPULATIONS

	Sex workers	Gay men and other men who have sex with men	People who inject drugs	Transgender people	Prisoners
Estimated size of population
HIV prevalence	0.2%
Know their HIV status
Antiretroviral therapy coverage
Condom use	22.1%
Coverage of HIV prevention programmes
Avoidance of health care because of stigma and discrimination
Expenditures (0)

HIV TESTING AND TREATMENT CASCADE



	90% [78- >95%]	56% [48-63%] 2000	230
All ages	90% [78- >95%]	56% [48-63%] 2000	230
Children (0-14)
Women (15+)	64% [56-71%]	41% [36-46%] 230	...
Men (15+)	95% [81- >95%]	58% [50-66%] 1800	...

ELIMINATION OF MOTHER-TO-CHILD TRANSMISSION

	2010	2018
Percentage of pregnant women living with HIV accessing antiretroviral medicines	...% [...-...%]	...% [...-...%]
Early infant diagnosis	...% [...-...%]	...% [...-...%]

HIV COMORBIDITIES

Estimated number of incident tuberculosis cases among people living with HIV (2017)	11 [6-18]
People living with HIV who started TB preventive therapy (2017)	...
Cervical cancer screening of women living with HIV	...
People coinfecting with HIV and hepatitis B virus receiving combined treatment	...
People coinfecting with HIV and hepatitis C virus starting hepatitis C treatment	...

HIV PREVENTION

Adults aged 15+ years with unsuppressed viral load	...
Knowledge of HIV prevention among young people aged 15-24 years	...
— Women	...
— Men	...
Condom use at last sex with a non-marital, non-cohabiting partner	...
— Women	...
— Men	...
Women aged 15-49 years who have their demand for family planning satisfied by modern methods	...
Men aged 15-49 years who are circumcised	Not applicable
Voluntary medical male circumcisions performed according to national standards	Not applicable
People who received PrEP at least once during the reporting period	...
Harm reduction	...
— Use of sterile injecting equipment at last injection (2014)	84.9%
— Needles and syringes distributed per person who injects (2017)	21
— Coverage of opioid substitution therapy (2015)	20.6%
— Naloxone available (2019)	...
— Safe injection rooms available (2019)	...

EPIDEMIC ESTIMATES

	2010	2015	2018
New HIV infections			
New HIV infections (all ages)	<100 [<100– <100]	<100 [<100– <100]	<100 [<100– <100]
New HIV infections (0–14)	... [...–...]	... [...–...]	... [...–...]
New HIV infections (women, 15+)	<100 [<100– <100]	<100 [<100– <100]	<100 [<100– <100]
New HIV infections (men, 15+)	<100 [<100– <100]	<100 [<100– <100]	<100 [<100– <100]
HIV incidence per 1000 population	0.05 [0.04–0.05]	0.05 [0.05–0.06]	0.05 [0.05–0.06]
AIDS-related deaths			
AIDS-related deaths (all ages)	<100 [<100– <100]	<100 [<100– <100]	<100 [<100– <100]
AIDS-related deaths (0–14)	... [...–...]	... [...–...]	... [...–...]
AIDS-related deaths (women, 15+)	<100 [<100– <100]	<100 [<100– <100]	<100 [<100– <100]
AIDS-related deaths (men, 15+)	<100 [<100– <100]	<100 [<100– <100]	<100 [<100– <100]
People living with HIV			
People living with HIV (all ages)	<500 [<200– <500]	<500 [<500– <500]	<500 [<500– <500]
People living with HIV (0–14)	... [...–...]	... [...–...]	... [...–...]
People living with HIV (women, 15+)	<100 [<100– <100]	<100 [<100– <100]	<100 [<100– <100]
People living with HIV (men, 15+)	<200 [<200– <200]	<500 [<200– <500]	<500 [<500– <500]
HIV prevalence (15–49)	0.1 [<0.1–0.1]	0.1 [0.1–0.1]	0.1 [0.1–0.1]

LAWS AND POLICIES

Laws criminalizing the transmission of, non-disclosure of or exposure to HIV transmission	...
Criminalization of sex work among consenting adults	...
Criminalization of same-sex sexual acts	Laws penalizing same-sex sexual acts have been decriminalized or never existed
Drug use or possession for personal use is an offence	...
Criminalization of transgender people	...
Laws or policies restricting the entry, stay and residence of people living with HIV	No
Parental consent for adolescents to access HIV testing	...
Spousal consent for married women to access sexual and reproductive health services	...
Mandatory HIV testing for marriage, work or residence permits or for certain groups	...

STIGMA AND DISCRIMINATION

Percentage of women and men aged 15–49 years who report discriminatory attitudes towards people living with HIV

Percentage of people living with HIV denied health services because of their HIV status in the last 12 months

Percentage of people living with HIV who reported a health-care professional told others about their HIV status without their consent

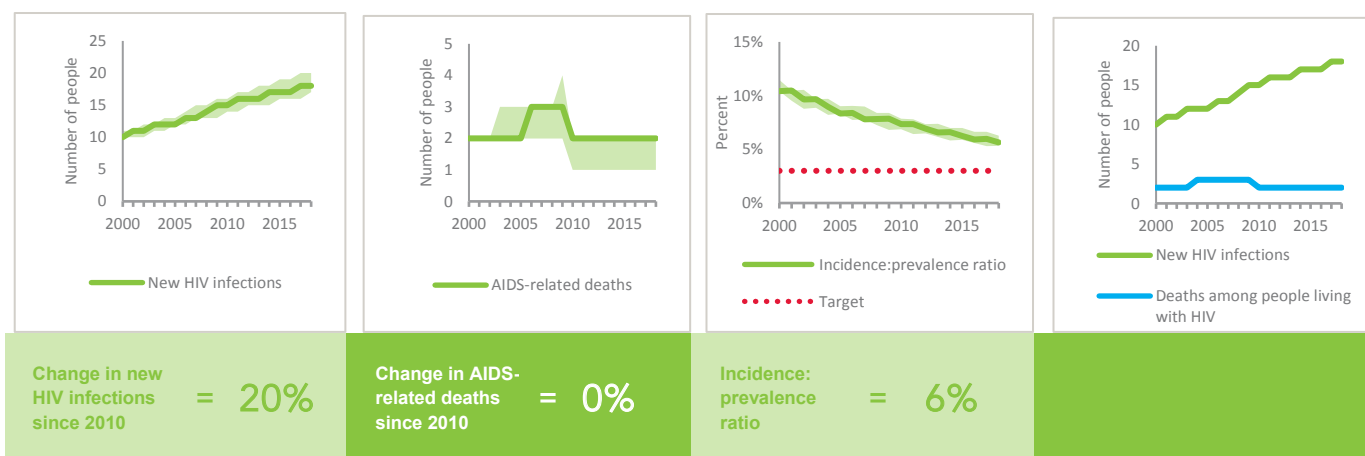
VIOLENCE

Proportion of ever-married or partnered women aged 15–49 years who experienced physical or sexual violence from a male intimate partner in the past 12 months

EXPENDITURES

	Financing sources					Total
	Domestic private	Domestic public	International: PEPFAR	International: Global Fund	International: all others	
Last available report:

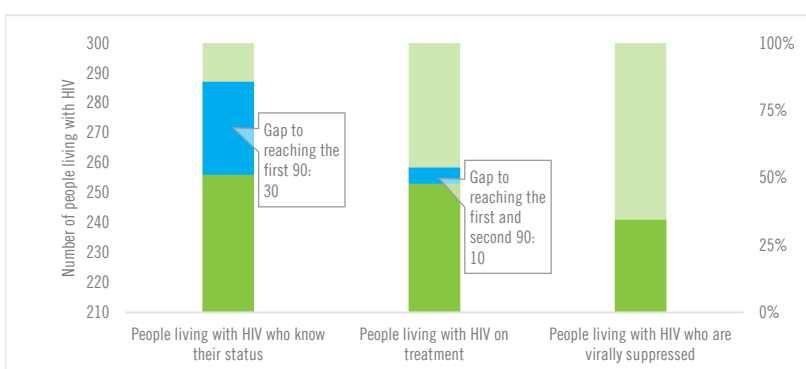
EPIDEMIC TRANSITION METRICS



KEY POPULATIONS

	Sex workers	Gay men and other men who have sex with men	People who inject drugs	Transgender people	Prisoners
Estimated size of population
HIV prevalence
Know their HIV status
Antiretroviral therapy coverage
Condom use
Coverage of HIV prevention programmes
Avoidance of health care because of stigma and discrimination
Expenditures (0)

HIV TESTING AND TREATMENT CASCADE



	80% [72–88%]	79% [71–87%] 250	76% [67–83%]
All ages			
Children (0–14)	...% [...–...%]	...% [...–...%]% [...–...%]
Women (15+)	>95% [87–>95%]	>95% [85–>95%] 80	92% [82–>95%]
Men (15+)	74% [66–82%]	74% [65–81%] 170	70% [62–77%]

ELIMINATION OF MOTHER-TO-CHILD TRANSMISSION

	2010	2018
Percentage of pregnant women living with HIV accessing antiretroviral medicines	...% [...–...%]	...% [...–...%]
Early infant diagnosis	...% [...–...%]	...% [...–...%]

HIV COMORBIDITIES

Estimated number of incident tuberculosis cases among people living with HIV (2017)	0 [0–0]
People living with HIV who started TB preventive therapy (2017)	...
Cervical cancer screening of women living with HIV	...
People coinfecting with HIV and hepatitis B virus receiving combined treatment	...
People coinfecting with HIV and hepatitis C virus starting hepatitis C treatment	...

HIV PREVENTION

Adults aged 15+ years with unsuppressed viral load	<0.1%
Knowledge of HIV prevention among young people aged 15–24 years	
— Women	...
— Men	...
Condom use at last sex with a non-marital, non-cohabiting partner	
— Women	...
— Men	...
Women aged 15–49 years who have their demand for family planning satisfied by modern methods	...
Men aged 15–49 years who are circumcised	Not applicable
Voluntary medical male circumcisions performed according to national standards	Not applicable
People who received PrEP at least once during the reporting period	...
Harm reduction	
— Use of sterile injecting equipment at last injection	...
— Needles and syringes distributed per person who injects	...
— Coverage of opioid substitution therapy	...
— Naloxone available (2019)	...
— Safe injection rooms available (2019)	...

EPIDEMIC ESTIMATES

	2010	2015	2018
New HIV infections			
New HIV infections (all ages)	<500 [<500– <500]	<500 [<500– <500]	<500 [<500– <500]
New HIV infections (0–14)	<100 [<100– <100]	<100 [<100– <100]	<100 [<100– <100]
New HIV infections (women, 15+)	<100 [<100– <200]	<100 [<100– <100]	<100 [<100– <100]
New HIV infections (men, 15+)	<500 [<200– <500]	<500 [<500– <500]	<500 [<500– <500]
HIV incidence per 1000 population	0.07 [0.06–0.08]	0.08 [0.06–0.09]	0.08 [0.06–0.09]
AIDS-related deaths			
AIDS-related deaths (all ages)	<100 [<100– <100]	<100 [<100– <100]	<100 [<100– <100]
AIDS-related deaths (0–14)	<100 [<100– <100]	<100 [<100– <100]	<100 [<100– <100]
AIDS-related deaths (women, 15+)	<100 [<100– <100]	<100 [<100– <100]	<100 [<100– <100]
AIDS-related deaths (men, 15+)	<100 [<100– <100]	<100 [<100– <100]	<100 [<100– <100]
People living with HIV			
People living with HIV (all ages)	4800 [4200–5400]	6200 [5400–6900]	7200 [6200–8000]
People living with HIV (0–14)	<100 [<100– <100]	<100 [<100– <100]	<100 [<100– <100]
People living with HIV (women, 15+)	1900 [1700–2100]	2200 [2000–2500]	2500 [2200–2700]
People living with HIV (men, 15+)	2900 [2400–3300]	4000 [3400–4600]	4700 [4000–5500]
HIV prevalence (15–49)	0.2 [0.1–0.2]	0.2 [0.2–0.2]	0.2 [0.2–0.2]

LAWS AND POLICIES

Laws criminalizing the transmission of, non-disclosure of or exposure to HIV transmission	...
Criminalization of sex work among consenting adults	...
Criminalization of same-sex sexual acts	Laws penalizing same-sex sexual acts have been decriminalized or never existed
Drug use or possession for personal use is an offence	...
Criminalization of transgender people	...
Laws or policies restricting the entry, stay and residence of people living with HIV	No
Parental consent for adolescents to access HIV testing	...
Spousal consent for married women to access sexual and reproductive health services	...
Mandatory HIV testing for marriage, work or residence permits or for certain groups	...

STIGMA AND DISCRIMINATION

Percentage of women and men aged 15–49 years who report discriminatory attitudes towards people living with HIV

Percentage of people living with HIV denied health services because of their HIV status in the last 12 months

Percentage of people living with HIV who reported a health-care professional told others about their HIV status without their consent

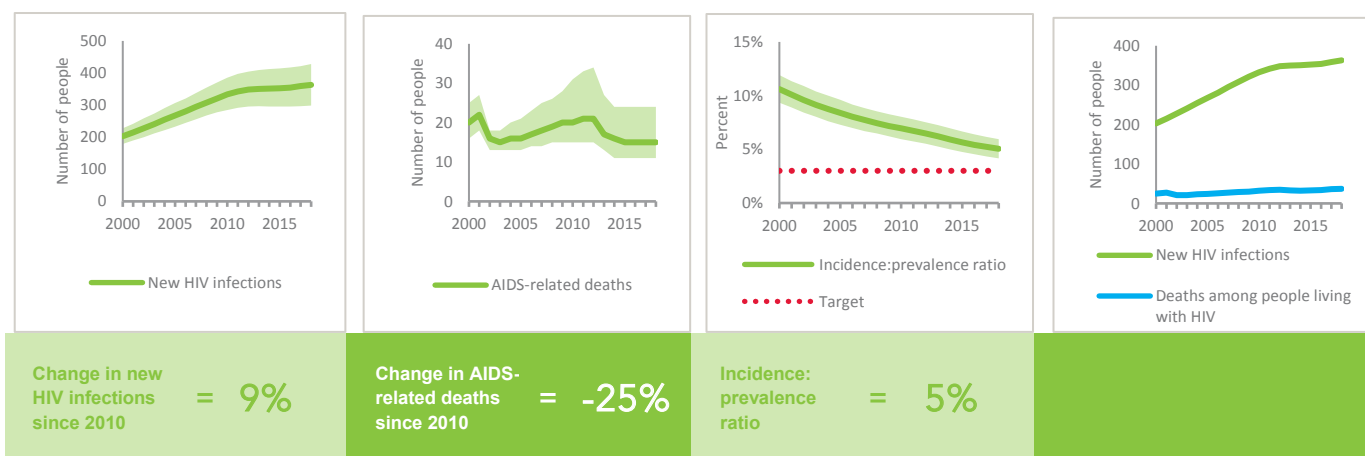
VIOLENCE

Proportion of ever-married or partnered women aged 15–49 years who experienced physical or sexual violence from a male intimate partner in the past 12 months

EXPENDITURES

	Financing sources					Total
	Domestic private	Domestic public	International: PEPFAR	International: Global Fund	International: all others	
Last available report:

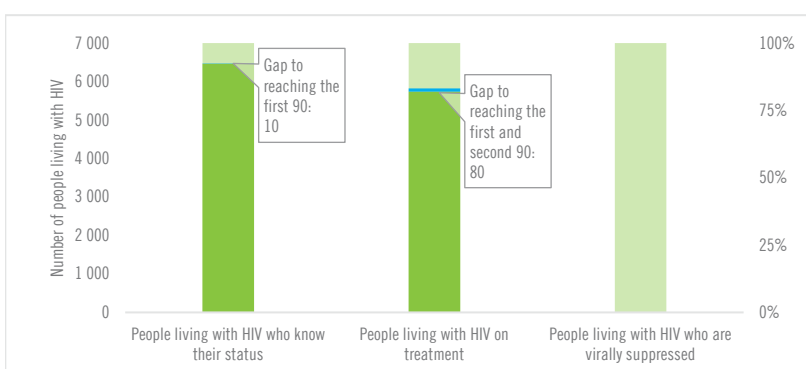
EPIDEMIC TRANSITION METRICS



KEY POPULATIONS

	Sex workers	Gay men and other men who have sex with men	People who inject drugs	Transgender people	Prisoners
Estimated size of population
HIV prevalence	...	7.8%	1.9%
Know their HIV status	...	63.3%
Antiretroviral therapy coverage	...	78.9%
Condom use	80.0%	56.9%
Coverage of HIV prevention programmes	...	26.1%
Avoidance of health care because of stigma and discrimination
Expenditures (0)

HIV TESTING AND TREATMENT CASCADE



	90% [78- >95%]	80% [69-89%] 5700	76% [66-84%]
All ages			
Children (0-14)	...% [...-...%]	...% [...-...%]% [...-...%]
Women (15+)	86% [77- >95%]	76% [68-84%] 1900	72% [64-80%]
Men (15+)	92% [78- >95%]	81% [69-95%] 3800	77% [65-90%]

ELIMINATION OF MOTHER-TO-CHILD TRANSMISSION

	2010	2018
Percentage of pregnant women living with HIV accessing antiretroviral medicines	...% [...-...%]	...% [...-...%]
Early infant diagnosis	...% [...-...%]	...% [...-...%]

HIV COMORBIDITIES

Estimated number of incident tuberculosis cases among people living with HIV (2017)	26 [17-37]
People living with HIV who started TB preventive therapy (2017)	...
Cervical cancer screening of women living with HIV	...
People coinfectd with HIV and hepatitis B virus receiving combined treatment	...
People coinfectd with HIV and hepatitis C virus starting hepatitis C treatment	...

HIV PREVENTION

Adults aged 15+ years with unsuppressed viral load	...
Knowledge of HIV prevention among young people aged 15-24 years	...
— Women	...
— Men	...
Condom use at last sex with a non-marital, non-cohabiting partner	...
— Women	...
— Men	...
Women aged 15-49 years who have their demand for family planning satisfied by modern methods	...
Men aged 15-49 years who are circumcised	Not applicable
Voluntary medical male circumcisions performed according to national standards	Not applicable
People who received PrEP at least once during the reporting period	...
Harm reduction	...
— Use of sterile injecting equipment at last injection	...
— Needles and syringes distributed per person who injects (2017)	168
— Coverage of opioid substitution therapy (2017)	60.5%
— Naloxone available (2019)	...
— Safe injection rooms available (2019)	...

EPIDEMIC ESTIMATES

	2010	2015	2018
New HIV infections			
New HIV infections (all ages)	4600 [3800–5200]	3700 [3000–4200]	3100 [2400–3600]
New HIV infections (0–14)	<100 [<100– <100]	<100 [<100– <100]	<100 [<100– <100]
New HIV infections (women, 15+)	1400 [1200–1600]	1100 [940–1300]	920 [760–1100]
New HIV infections (men, 15+)	3200 [2400–3800]	2600 [1900–3100]	2100 [1500–2600]
HIV incidence per 1000 population	0.08 [0.06–0.09]	0.06 [0.05–0.07]	0.05 [0.04–0.06]
AIDS-related deaths			
AIDS-related deaths (all ages)	830 [620–1100]	690 [500–900]	710 [510–930]
AIDS-related deaths (0–14)	<100 [<100– <100]	<100 [<100– <100]	<100 [<100– <100]
AIDS-related deaths (women, 15+)	<500 [<200– <500]	<200 [<200– <500]	<200 [<200– <500]
AIDS-related deaths (men, 15+)	610 [<500–800]	<500 [<500–690]	500 [<500–700]
People living with HIV			
People living with HIV (all ages)	110 000 [92 000–120 000]	120 000 [110 000–140 000]	130 000 [110 000–140 000]
People living with HIV (0–14)	<200 [<200– <200]	<500 [<200– <500]	<500 [<200– <500]
People living with HIV (women, 15+)	32 000 [27 000–35 000]	37 000 [32 000–41 000]	39 000 [33 000–43 000]
People living with HIV (men, 15+)	75 000 [62 000–88 000]	86 000 [70 000–100 000]	90 000 [74 000–110 000]
HIV prevalence (15–49)	0.3 [0.2–0.3]	0.3 [0.2–0.3]	0.3 [0.2–0.3]

LAWS AND POLICIES

Laws criminalizing the transmission of, non-disclosure of or exposure to HIV transmission	...
Criminalization of sex work among consenting adults	...
Criminalization of same-sex sexual acts	Laws penalizing same-sex sexual acts have been decriminalized or never existed
Drug use or possession for personal use is an offence	...
Criminalization of transgender people	...
Laws or policies restricting the entry, stay and residence of people living with HIV	No
Parental consent for adolescents to access HIV testing	...
Spousal consent for married women to access sexual and reproductive health services	...
Mandatory HIV testing for marriage, work or residence permits or for certain groups	...

STIGMA AND DISCRIMINATION

Percentage of women and men aged 15–49 years who report discriminatory attitudes towards people living with HIV

Percentage of people living with HIV denied health services because of their HIV status in the last 12 months

Percentage of people living with HIV who reported a health-care professional told others about their HIV status without their consent

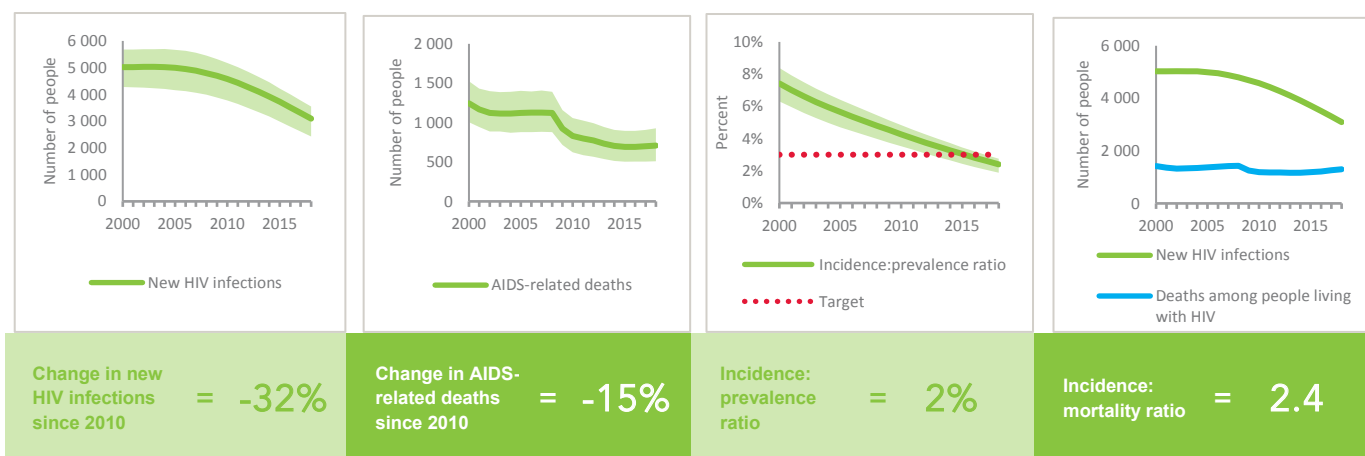
VIOLENCE

Proportion of ever-married or partnered women aged 15–49 years who experienced physical or sexual violence from a male intimate partner in the past 12 months

EXPENDITURES

	Financing sources					Total
	Domestic private	Domestic public	International: PEPFAR	International: Global Fund	International: all others	
Last available report: 2011	...	\$508 145 475	\$508 145 475

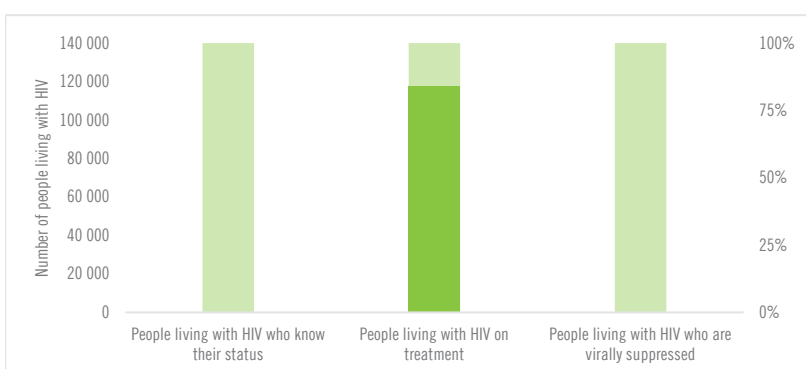
EPIDEMIC TRANSITION METRICS



KEY POPULATIONS

	Sex workers	Gay men and other men who have sex with men	People who inject drugs	Transgender people	Prisoners
Estimated size of population
HIV prevalence	...	9.6%	1.7%
Know their HIV status
Antiretroviral therapy coverage
Condom use	...	62.0%	22.0%	62.2%	...
Coverage of HIV prevention programmes
Avoidance of health care because of stigma and discrimination
Expenditures (0)

HIV TESTING AND TREATMENT CASCADE



	2010	2018
All ages	...% [...-...%] 118 000	91% [78- >95%] 118 000
Children (0-14)	...% [...-...%]% [...-...%] ...
Women (15+)	...% [...-...%] 34 900	90% [77- >95%] 34 900
Men (15+)	...% [...-...%] 82 500	92% [75- >95%] 82 500

ELIMINATION OF MOTHER-TO-CHILD TRANSMISSION

	2010	2018
Percentage of pregnant women living with HIV accessing antiretroviral medicines	...% [...-...%]	...% [...-...%]
Early infant diagnosis	...% [...-...%]	...% [...-...%]

HIV COMORBIDITIES

Estimated number of incident tuberculosis cases among people living with HIV (2017)	470 [270-720]
People living with HIV who started TB preventive therapy (2017)	...
Cervical cancer screening of women living with HIV	...
People coinfecting with HIV and hepatitis B virus receiving combined treatment	...
People coinfecting with HIV and hepatitis C virus starting hepatitis C treatment	...

HIV PREVENTION

Adults aged 15+ years with unsuppressed viral load	...
Knowledge of HIV prevention among young people aged 15-24 years	...
— Women	...
— Men	...
Condom use at last sex with a non-marital, non-cohabiting partner	...
— Women	...
— Men	...
Women aged 15-49 years who have their demand for family planning satisfied by modern methods	...
Men aged 15-49 years who are circumcised	Not applicable
Voluntary medical male circumcisions performed according to national standards	Not applicable
People who received PrEP at least once during the reporting period	...
Harm reduction	...
— Use of sterile injecting equipment at last injection	...
— Needles and syringes distributed per person who injects (2015)	27
— Coverage of opioid substitution therapy (2015)	29.3%
— Naloxone available (2019)	...
— Safe injection rooms available (2019)	...

EPIDEMIC ESTIMATES

	2010	2015	2018
New HIV infections			
New HIV infections (all ages)	<500 [<500– <500]	<500 [<500– <500]	<500 [<500– <500]
New HIV infections (0–14)	... [...–...]	... [...–...]	... [...–...]
New HIV infections (women, 15+)	<200 [<200– <200]	<200 [<100– <200]	<200 [<100– <200]
New HIV infections (men, 15+)	<500 [<500– <500]	<500 [<500– <500]	<500 [<500– <500]
HIV incidence per 1000 population	0.18 [0.18–0.2]	0.18 [0.18–0.2]	0.19 [0.18–0.2]
AIDS-related deaths			
AIDS-related deaths (all ages)	<200 [<200– <200]	<200 [<200– <500]	<100 [<100– <100]
AIDS-related deaths (0–14)	... [...–...]	... [...–...]	... [...–...]
AIDS-related deaths (women, 15+)	<100 [<100– <100]	<100 [<100– <100]	<100 [<100– <100]
AIDS-related deaths (men, 15+)	<200 [<200– <200]	<200 [<200– <200]	<100 [<100– <100]
People living with HIV			
People living with HIV (all ages)	4000 [3500–4500]	4700 [4100–5200]	5300 [4800–5900]
People living with HIV (0–14)	... [...–...]	... [...–...]	... [...–...]
People living with HIV (women, 15+)	1200 [1100–1400]	1400 [1300–1600]	1700 [1500–1800]
People living with HIV (men, 15+)	2800 [2400–3100]	3200 [2800–3600]	3700 [3300–4100]
HIV prevalence (15–49)	0.3 [0.3–0.4]	0.4 [0.3–0.4]	0.4 [0.4–0.5]

LAWS AND POLICIES

Laws criminalizing the transmission of, non-disclosure of or exposure to HIV transmission	Yes
Criminalization of sex work among consenting adults	...
Criminalization of same-sex sexual acts	Laws penalizing same-sex sexual acts have been decriminalized or never existed
Drug use or possession for personal use is an offence	...
Criminalization of transgender people	...
Laws or policies restricting the entry, stay and residence of people living with HIV	No
Parental consent for adolescents to access HIV testing	...
Spousal consent for married women to access sexual and reproductive health services	...
Mandatory HIV testing for marriage, work or residence permits or for certain groups	...

STIGMA AND DISCRIMINATION

Percentage of women and men aged 15–49 years who report discriminatory attitudes towards people living with HIV

Percentage of people living with HIV denied health services because of their HIV status in the last 12 months

Percentage of people living with HIV who reported a health-care professional told others about their HIV status without their consent

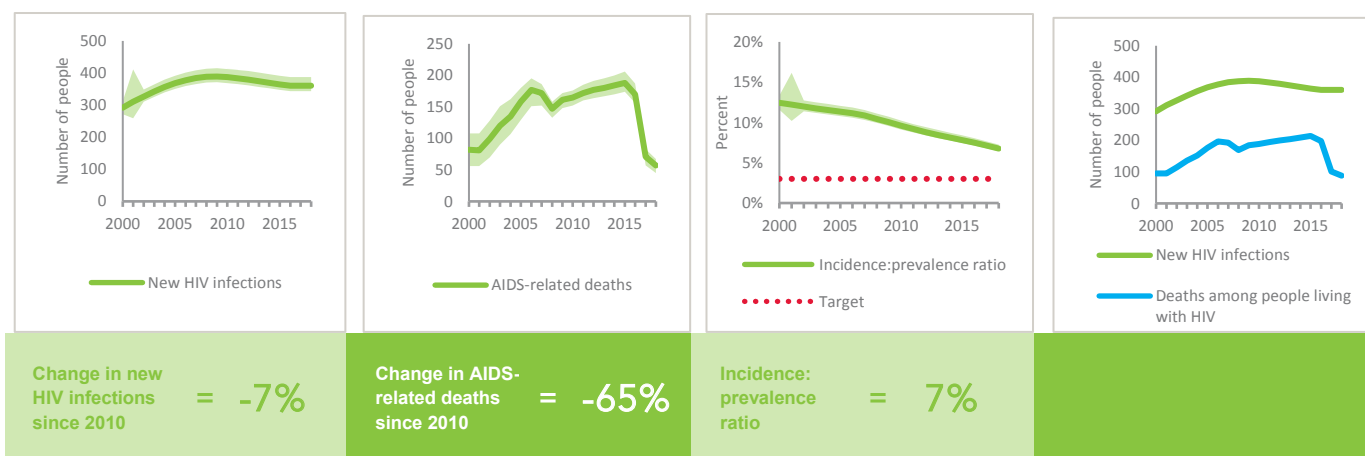
VIOLENCE

Proportion of ever-married or partnered women aged 15–49 years who experienced physical or sexual violence from a male intimate partner in the past 12 months

EXPENDITURES

	Financing sources					Total
	Domestic private	Domestic public	International: PEPFAR	International: Global Fund	International: all others	
Last available report: 2017	\$14 133 472

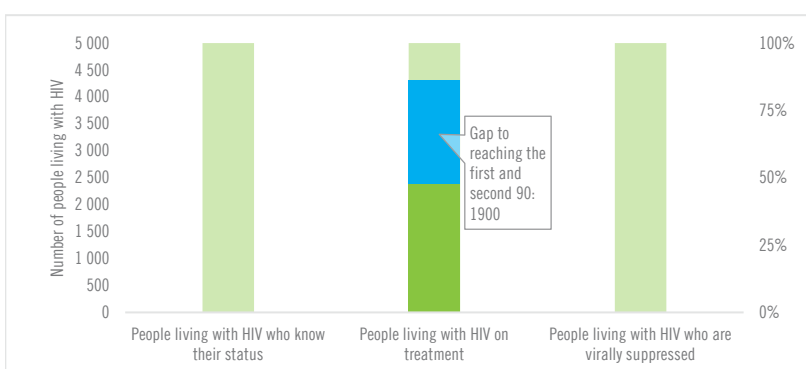
EPIDEMIC TRANSITION METRICS



KEY POPULATIONS

	Sex workers	Gay men and other men who have sex with men	People who inject drugs	Transgender people	Prisoners
Estimated size of population
HIV prevalence	26.0%	...	7.0%
Know their HIV status	...	49.8%	88.8%
Antiretroviral therapy coverage
Condom use	...	51.0%	60.0%
Coverage of HIV prevention programmes
Avoidance of health care because of stigma and discrimination
Expenditures (2016)	\$12 779	\$0	\$84 377

HIV TESTING AND TREATMENT CASCADE



	...	45% [41–50%] 2400	...
All ages	...% [...–...%]	45% [41–50%] 2400	...% [...–...%]
Children (0–14)	...% [...–...%]% [...–...%]
Women (15+)	...% [...–...%]	45% [41–49%] 740	...% [...–...%]
Men (15+)	...% [...–...%]	45% [41–50%] 1600	...% [...–...%]

ELIMINATION OF MOTHER-TO-CHILD TRANSMISSION

	2010	2018
Percentage of pregnant women living with HIV accessing antiretroviral medicines	...% [...–...%]	...% [...–...%]
Early infant diagnosis	...% [...–...%]	...% [...–...%]

HIV COMORBIDITIES

Estimated number of incident tuberculosis cases among people living with HIV (2017)	63 [53–73]
People living with HIV who started TB preventive therapy (2017)	...
Cervical cancer screening of women living with HIV	...
People coinfecting with HIV and hepatitis B virus receiving combined treatment	...
People coinfecting with HIV and hepatitis C virus starting hepatitis C treatment	...

HIV PREVENTION

Adults aged 15+ years with unsuppressed viral load	...
Knowledge of HIV prevention among young people aged 15–24 years	...
— Women	...
— Men	...
Condom use at last sex with a non-marital, non-cohabiting partner	...
— Women	...
— Men	...
Women aged 15–49 years who have their demand for family planning satisfied by modern methods	...
Men aged 15–49 years who are circumcised	Not applicable
Voluntary medical male circumcisions performed according to national standards	Not applicable
People who received PrEP at least once during the reporting period	...
Harm reduction	...
— Use of sterile injecting equipment at last injection	...
— Needles and syringes distributed per person who injects (2016)	93
— Coverage of opioid substitution therapy (2016)	10.4%
— Naloxone available (2019)	...
— Safe injection rooms available (2019)	...

KEY POPULATIONS

	Sex workers	Gay men and other men who have sex with men	People who inject drugs	Transgender people	Prisoners
Estimated size of population
HIV prevalence	11.1%	4.7%	4.7%	...	4.5%
Know their HIV status
Antiretroviral therapy coverage	...	65.5%	21.8%	...	30.7%
Condom use	32.0%
Coverage of HIV prevention programmes
Avoidance of health care because of stigma and discrimination
Expenditures (0)

HIV TESTING AND TREATMENT CASCADE



	People living with HIV who know their status	People living with HIV on treatment	People living with HIV who are virally suppressed
All ages	...% [...-...%]	...% [...-...%]	...% [...-...%]
Children (0–14)	...% [...-...%]	...% [...-...%]	...% [...-...%]
Women (15+)	...% [...-...%]	...% [...-...%]	...% [...-...%]
Men (15+)	...% [...-...%]	...% [...-...%]	...% [...-...%]

EXPENDITURES

	Financing sources					Total
	Domestic private	Domestic public	International: PEPFAR	International: Global Fund	International: all others	
Last available report: 2012	...	\$2 496 551	\$2 496 551

HIV COMORBIDITIES

Estimated number of incident tuberculosis cases among people living with HIV (2017)	50 [42–58]
People living with HIV who started TB preventive therapy (2017)	...
Cervical cancer screening of women living with HIV	...
People coinfecting with HIV and hepatitis B virus receiving combined treatment	...
People coinfecting with HIV and hepatitis C virus starting hepatitis C treatment	...

HIV PREVENTION

Adults aged 15+ years with unsuppressed viral load	...
Knowledge of HIV prevention among young people aged 15–24 years (2014)	
— Women	67.5%
— Men	71.6%
Condom use at last sex with a non-marital, non-cohabiting partner	
— Women	...
— Men	...
Women aged 15–49 years who have their demand for family planning satisfied by modern methods	...
Men aged 15–49 years who are circumcised	Not applicable
Voluntary medical male circumcisions performed according to national standards	Not applicable
People who received PrEP at least once during the reporting period	...
Harm reduction	
— Use of sterile injecting equipment at last injection (2016)	65.9%
— Needles and syringes distributed per person who injects (2017)	28
— Coverage of opioid substitution therapy (2017)	22.2%
— Naloxone available (2019)	...
— Safe injection rooms available (2019)	...

Note: HIV epidemiological estimates were not available at the time of publication.

LAWS AND POLICIES

Laws criminalizing the transmission of, non-disclosure of or exposure to HIV transmission ...

Criminalization of sex work among consenting adults ...

Criminalization of same-sex sexual acts ...
Laws penalizing same-sex sexual acts have been decriminalized or never existed

Drug use or possession for personal use is an offence ...

Criminalization of transgender people ...

Laws or policies restricting the entry, stay and residence of people living with HIV No

Parental consent for adolescents to access HIV testing ...

Spousal consent for married women to access sexual and reproductive health services ...

Mandatory HIV testing for marriage, work or residence permits or for certain groups ...

STIGMA AND DISCRIMINATION

Percentage of women and men aged 15–49 years who report discriminatory attitudes towards people living with HIV

Percentage of people living with HIV denied health services because of their HIV status in the last 12 months

Percentage of people living with HIV who reported a health-care professional told others about their HIV status without their consent

VIOLENCE

Proportion of ever-married or partnered women aged 15–49 years who experienced physical or sexual violence from a male intimate partner in the past 12 months

EPIDEMIC ESTIMATES

	2010	2015	2018
New HIV infections			
New HIV infections (all ages)	<100 [<100– <100]	<100 [<100– <100]	<100 [<100– <100]
New HIV infections (0–14)	... [...–...]	... [...–...]	... [...–...]
New HIV infections (women, 15+)	<100 [<100– <100]	<100 [<100– <100]	<100 [<100– <100]
New HIV infections (men, 15+)	<100 [<100– <100]	<100 [<100– <100]	<100 [<100– <100]
HIV incidence per 1000 population	0.09 [0.08–0.11]	0.1 [0.08–0.12]	0.09 [0.07–0.11]
AIDS-related deaths			
AIDS-related deaths (all ages)	<100 [<100– <100]	<100 [<100– <100]	<100 [<100– <100]
AIDS-related deaths (0–14)	... [...–...]	... [...–...]	... [...–...]
AIDS-related deaths (women, 15+)	<100 [<100– <100]	<100 [<100– <100]	<100 [<100– <100]
AIDS-related deaths (men, 15+)	<100 [<100– <100]	<100 [<100– <100]	<100 [<100– <100]
People living with HIV			
People living with HIV (all ages)	700 [620–780]	1000 [890–1100]	1200 [1000–1300]
People living with HIV (0–14)	... [...–...]	... [...–...]	... [...–...]
People living with HIV (women, 15+)	<200 [<200– <500]	<500 [<500– <500]	<500 [<500– <500]
People living with HIV (men, 15+)	500 [<500–570]	720 [620–820]	830 [710–950]
HIV prevalence (15–49)	0.2 [0.2–0.2]	0.2 [0.2–0.3]	0.3 [0.2–0.3]

LAWS AND POLICIES

Laws criminalizing the transmission of, non-disclosure of or exposure to HIV transmission	...
Criminalization of sex work among consenting adults	...
Criminalization of same-sex sexual acts	Laws penalizing same-sex sexual acts have been decriminalized or never existed
Drug use or possession for personal use is an offence	...
Criminalization of transgender people	...
Laws or policies restricting the entry, stay and residence of people living with HIV	No
Parental consent for adolescents to access HIV testing	...
Spousal consent for married women to access sexual and reproductive health services	...
Mandatory HIV testing for marriage, work or residence permits or for certain groups	...

STIGMA AND DISCRIMINATION

Percentage of women and men aged 15–49 years who report discriminatory attitudes towards people living with HIV

Percentage of people living with HIV denied health services because of their HIV status in the last 12 months

Percentage of people living with HIV who reported a health-care professional told others about their HIV status without their consent

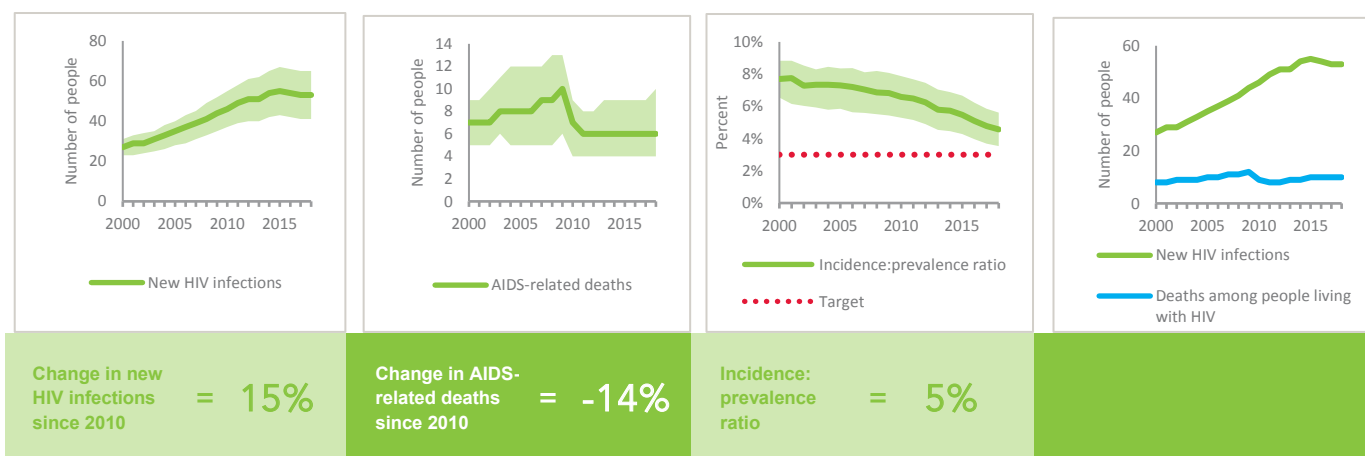
VIOLENCE

Proportion of ever-married or partnered women aged 15–49 years who experienced physical or sexual violence from a male intimate partner in the past 12 months

EXPENDITURES

	Financing sources					Total
	Domestic private	Domestic public	International: PEPFAR	International: Global Fund	International: all others	
Last available report: 2017	\$2 755 676

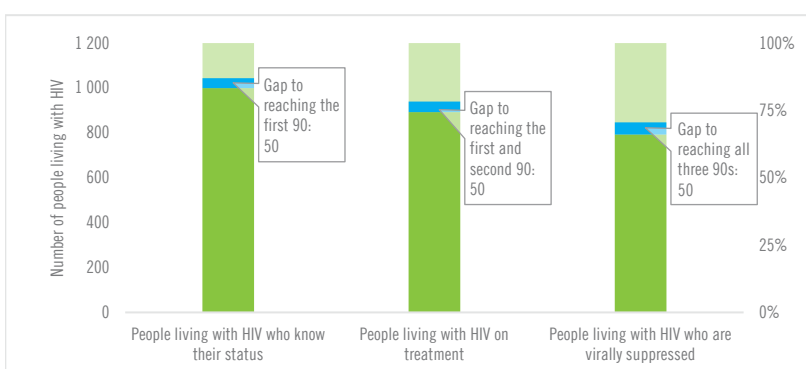
EPIDEMIC TRANSITION METRICS



KEY POPULATIONS

	Sex workers	Gay men and other men who have sex with men	People who inject drugs	Transgender people	Prisoners
Estimated size of population
HIV prevalence	2.6%
Know their HIV status	...	85.0%	85.4%
Antiretroviral therapy coverage	...	78.1%	76.9%	...	73.0%
Condom use
Coverage of HIV prevention programmes
Avoidance of health care because of stigma and discrimination
Expenditures (0)

HIV TESTING AND TREATMENT CASCADE



	86% [75- >95%]	77% [67-86%] 890	68% [60-76%]
All ages			
Children (0-14)	...% [...-...%]	...% [...-...%]% [...-...%]
Women (15+)	87% [76- >95%]	78% [68-87%] 260	67% [59-75%]
Men (15+)	86% [74- >95%]	76% [66-87%] 630	69% [59-78%]

ELIMINATION OF MOTHER-TO-CHILD TRANSMISSION

	2010	2018
Percentage of pregnant women living with HIV accessing antiretroviral medicines	...% [...-...%]	...% [...-...%]
Early infant diagnosis	...% [...-...%]	...% [...-...%]

HIV COMORBIDITIES

Estimated number of incident tuberculosis cases among people living with HIV (2017)	3 [2-5]
People living with HIV who started TB preventive therapy (2017)	...
Cervical cancer screening of women living with HIV	...
People coinfecting with HIV and hepatitis B virus receiving combined treatment	...
People coinfecting with HIV and hepatitis C virus starting hepatitis C treatment	...

HIV PREVENTION

Adults aged 15+ years with unsuppressed viral load	<0.1%
Knowledge of HIV prevention among young people aged 15-24 years	
— Women	...
— Men	...
Condom use at last sex with a non-marital, non-cohabiting partner	
— Women	...
— Men	...
Women aged 15-49 years who have their demand for family planning satisfied by modern methods	...
Men aged 15-49 years who are circumcised	Not applicable
Voluntary medical male circumcisions performed according to national standards	Not applicable
People who received PrEP at least once during the reporting period (2017)	40
Harm reduction	
— Use of sterile injecting equipment at last injection	...
— Needles and syringes distributed per person who injects (2016)	288
— Coverage of opioid substitution therapy (2016)	62%
— Naloxone available (2019)	...
— Safe injection rooms available (2019)	...

KEY POPULATIONS

	Sex workers	Gay men and other men who have sex with men	People who inject drugs	Transgender people	Prisoners
Estimated size of population
HIV prevalence
Know their HIV status
Antiretroviral therapy coverage
Condom use	72.7%	63.0%
Coverage of HIV prevention programmes
Avoidance of health care because of stigma and discrimination
Expenditures (0)

HIV TESTING AND TREATMENT CASCADE



EXPENDITURES

	Financing sources					Total
	Domestic private	Domestic public	International: PEPFAR	International: Global Fund	International: all others	
Last available report:

HIV COMORBIDITIES

Estimated number of incident tuberculosis cases among people living with HIV (2017)	0 [0-0]
People living with HIV who started TB preventive therapy (2017)	...
Cervical cancer screening of women living with HIV	...
People coinfecting with HIV and hepatitis B virus receiving combined treatment	...
People coinfecting with HIV and hepatitis C virus starting hepatitis C treatment	...

HIV PREVENTION

Adults aged 15+ years with unsuppressed viral load	...
Knowledge of HIV prevention among young people aged 15-24 years	...
— Women	...
— Men	...
Condom use at last sex with a non-marital, non-cohabiting partner	...
— Women	...
— Men	...
Women aged 15-49 years who have their demand for family planning satisfied by modern methods	...
Men aged 15-49 years who are circumcised	Not applicable
Voluntary medical male circumcisions performed according to national standards	Not applicable
People who received PrEP at least once during the reporting period (2017)	94
Harm reduction	...
— Use of sterile injecting equipment at last injection	...
— Needles and syringes distributed per person who injects (2017)	200
— Coverage of opioid substitution therapy (2017)	65%
— Naloxone available (2019)	...
— Safe injection rooms available (2019)	...

Note: HIV epidemiological estimates were not available at the time of publication.

LAWS AND POLICIES

Laws criminalizing the transmission of, non-disclosure of or exposure to HIV transmission ...

Criminalization of sex work among consenting adults ...

Criminalization of same-sex sexual acts Laws penalizing same-sex sexual acts have been decriminalized or never existed

Drug use or possession for personal use is an offence ...

Criminalization of transgender people ...

Laws or policies restricting the entry, stay and residence of people living with HIV No

Parental consent for adolescents to access HIV testing ...

Spousal consent for married women to access sexual and reproductive health services ...

Mandatory HIV testing for marriage, work or residence permits or for certain groups ...

STIGMA AND DISCRIMINATION

Percentage of women and men aged 15–49 years who report discriminatory attitudes towards people living with HIV

Percentage of people living with HIV denied health services because of their HIV status in the last 12 months

Percentage of people living with HIV who reported a health-care professional told others about their HIV status without their consent

VIOLENCE

Proportion of ever-married or partnered women aged 15–49 years who experienced physical or sexual violence from a male intimate partner in the past 12 months

EPIDEMIC ESTIMATES

	2010	2015	2018
New HIV infections			
New HIV infections (all ages)	1000 [1000–1000]	640 [640–640]	...
New HIV infections (0–14)	<100 [<100– <100]	<100 [<100– <100]	...
New HIV infections (women, 15+)	<200 [<200– <200]	<200 [<200– <200]	...
New HIV infections (men, 15+)	810 [800–820]	510 [500–520]	...
HIV incidence per 1000 population	0.06 [0.06–0.06]	0.04 [0.04–0.04]	... [...–...]
AIDS-related deaths			
AIDS-related deaths (all ages)	<200 [<200– <500]	<200 [<200– <500]	...
AIDS-related deaths (0–14)	<100 [<100– <100]	<100 [<100– <100]	...
AIDS-related deaths (women, 15+)	<100 [<100– <100]	<100 [<100– <100]	...
AIDS-related deaths (men, 15+)	<200 [<100– <200]	<200 [<100– <200]	...
People living with HIV			
People living with HIV (all ages)	20 000 [19 000–21 000]	23 000 [21 000–24 000]	...
People living with HIV (0–14)	<100 [<100– <100]	<100 [<100– <100]	...
People living with HIV (women, 15+)	3400 [3200–3600]	3900 [3700–4100]	...
People living with HIV (men, 15+)	16 000 [15 000–18 000]	19 000 [17 000–20 000]	...
HIV prevalence (15–49)	0.2 [0.1–0.2]	0.2 [0.1–0.2]	... [...–...]

LAWS AND POLICIES

Laws criminalizing the transmission of, non-disclosure of or exposure to HIV transmission	...
Criminalization of sex work among consenting adults	...
Criminalization of same-sex sexual acts	Laws penalizing same-sex sexual acts have been decriminalized or never existed
Drug use or possession for personal use is an offence	...
Criminalization of transgender people	...
Laws or policies restricting the entry, stay and residence of people living with HIV	No
Parental consent for adolescents to access HIV testing	...
Spousal consent for married women to access sexual and reproductive health services	...
Mandatory HIV testing for marriage, work or residence permits or for certain groups	...

STIGMA AND DISCRIMINATION

Percentage of women and men aged 15–49 years who report discriminatory attitudes towards people living with HIV

Percentage of people living with HIV denied health services because of their HIV status in the last 12 months

Percentage of people living with HIV who reported a health-care professional told others about their HIV status without their consent

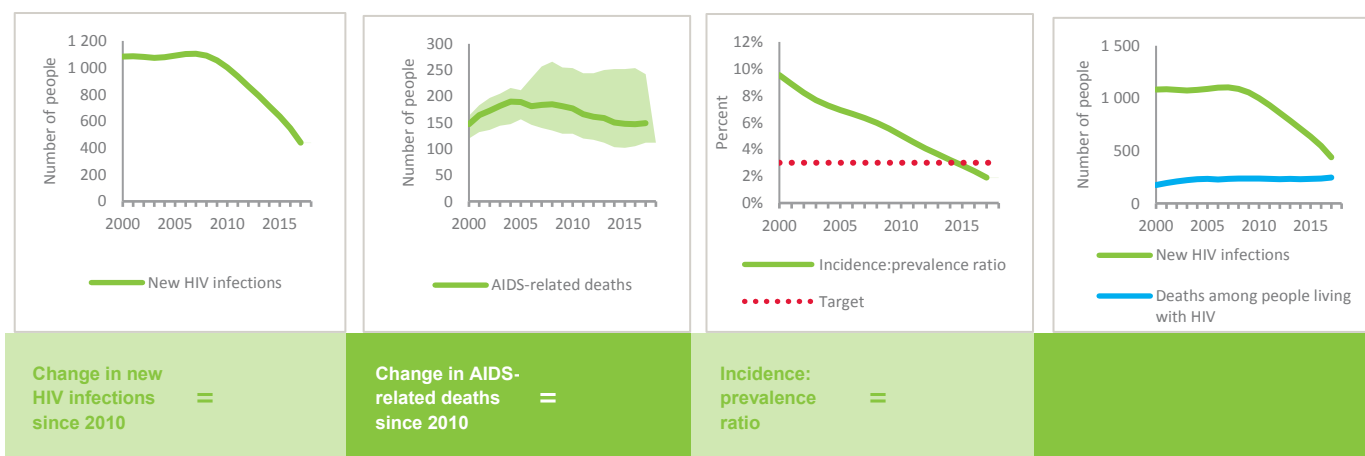
VIOLENCE

Proportion of ever-married or partnered women aged 15–49 years who experienced physical or sexual violence from a male intimate partner in the past 12 months

EXPENDITURES

	Financing sources					Total
	Domestic private	Domestic public	International: PEPFAR	International: Global Fund	International: all others	
Last available report:

EPIDEMIC TRANSITION METRICS



KEY POPULATIONS

	Sex workers	Gay men and other men who have sex with men	People who inject drugs	Transgender people	Prisoners
Estimated size of population
HIV prevalence
Know their HIV status	...	91.0%
Antiretroviral therapy coverage	...	86.1%
Condom use
Coverage of HIV prevention programmes
Avoidance of health care because of stigma and discrimination
Expenditures (0)

HIV TESTING AND TREATMENT CASCADE

	People living with HIV who know their status	People living with HIV on treatment	People living with HIV who are virally suppressed
All ages	...% [...-...%]	...% [...-...%]	...% [...-...%]
Children (0–14)	...% [...-...%]	...% [...-...%]	...% [...-...%]
Women (15+)	...% [...-...%]	...% [...-...%]	...% [...-...%]
Men (15+)	...% [...-...%]	...% [...-...%]	...% [...-...%]

ELIMINATION OF MOTHER-TO-CHILD TRANSMISSION

	2010	2018
Percentage of pregnant women living with HIV accessing antiretroviral medicines	...% [...-...%]	...% [...-...%]
Early infant diagnosis	...% [...-...%]	...% [...-...%]

HIV COMORBIDITIES

Estimated number of incident tuberculosis cases among people living with HIV (2017)	36 [30–42]
People living with HIV who started TB preventive therapy (2017)	...
Cervical cancer screening of women living with HIV	...
People coinfecting with HIV and hepatitis B virus receiving combined treatment	...
People coinfecting with HIV and hepatitis C virus starting hepatitis C treatment	...

HIV PREVENTION

Adults aged 15+ years with unsuppressed viral load	...
Knowledge of HIV prevention among young people aged 15–24 years	...
— Women	...
— Men	...
Condom use at last sex with a non-marital, non-cohabiting partner	...
— Women	...
— Men	...
Women aged 15–49 years who have their demand for family planning satisfied by modern methods	...
Men aged 15–49 years who are circumcised	Not applicable
Voluntary medical male circumcisions performed according to national standards	Not applicable
People who received PrEP at least once during the reporting period	...
Harm reduction	...
— Use of sterile injecting equipment at last injection	...
— Needles and syringes distributed per person who injects	...
— Coverage of opioid substitution therapy	...
— Naloxone available (2019)	...
— Safe injection rooms available (2019)	...

EPIDEMIC ESTIMATES

	2010	2015	2018
New HIV infections			
New HIV infections (all ages)	<500 [<500- <500]	<200 [<200- <500]	<200 [<200- <200]
New HIV infections (0–14)	... [...-...]	... [...-...]	... [...-...]
New HIV infections (women, 15+)	<100 [<100- <100]	<100 [<100- <100]	<100 [<100- <100]
New HIV infections (men, 15+)	<200 [<200- <200]	<200 [<200- <200]	<100 [<100- <200]
HIV incidence per 1000 population	0.05 [0.05–0.05]	0.04 [0.04–0.04]	0.02 [0.02–0.03]
AIDS-related deaths			
AIDS-related deaths (all ages)	<100 [<100- <100]	<100 [<100- <100]	<100 [<100- <100]
AIDS-related deaths (0–14)	... [...-...]	... [...-...]	... [...-...]
AIDS-related deaths (women, 15+)	<100 [<100- <100]	<100 [<100- <100]	<100 [<100- <100]
AIDS-related deaths (men, 15+)	<100 [<100- <100]	<100 [<100- <100]	<100 [<100- <100]
People living with HIV			
People living with HIV (all ages)	4200 [3800–4600]	5400 [4800–5900]	5800 [5200–6300]
People living with HIV (0–14)	... [...-...]	... [...-...]	... [...-...]
People living with HIV (women, 15+)	1200 [1100–1400]	1500 [1400–1700]	1600 [1500–1800]
People living with HIV (men, 15+)	3000 [2700–3300]	3800 [3400–4200]	4100 [3800–4600]
HIV prevalence (15–49)	0.1 [0.1–0.2]	0.1 [0.1–0.2]	0.1 [0.1–0.2]

LAWS AND POLICIES

Laws criminalizing the transmission of, non-disclosure of or exposure to HIV transmission	...
Criminalization of sex work among consenting adults	...
Criminalization of same-sex sexual acts	Laws penalizing same-sex sexual acts have been decriminalized or never existed
Drug use or possession for personal use is an offence	...
Criminalization of transgender people	...
Laws or policies restricting the entry, stay and residence of people living with HIV	No
Parental consent for adolescents to access HIV testing	...
Spousal consent for married women to access sexual and reproductive health services	...
Mandatory HIV testing for marriage, work or residence permits or for certain groups	...

STIGMA AND DISCRIMINATION

Percentage of women and men aged 15–49 years who report discriminatory attitudes towards people living with HIV

Percentage of people living with HIV denied health services because of their HIV status in the last 12 months

Percentage of people living with HIV who reported a health-care professional told others about their HIV status without their consent

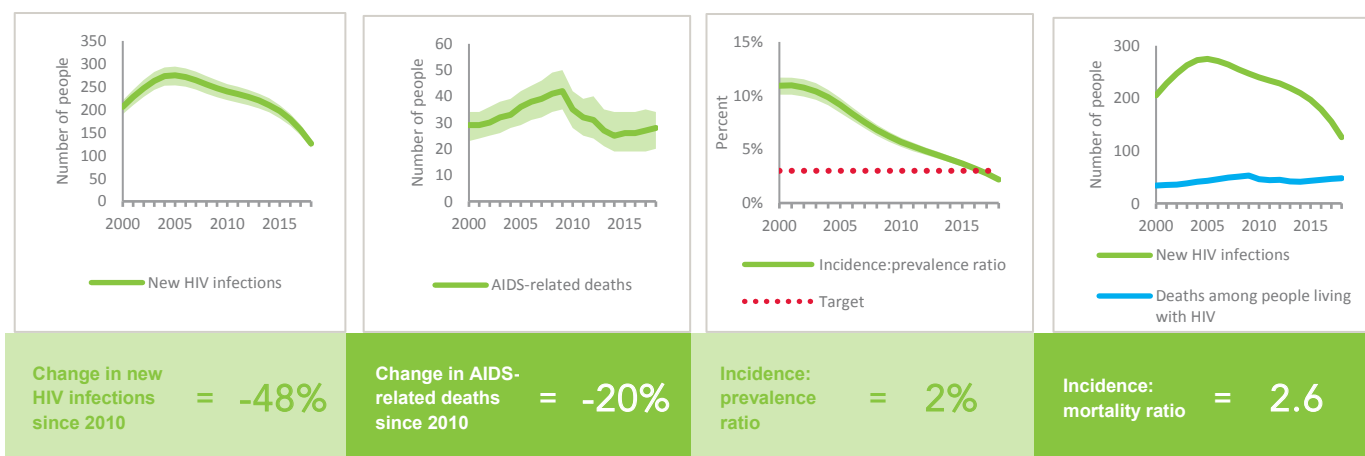
VIOLENCE

Proportion of ever-married or partnered women aged 15–49 years who experienced physical or sexual violence from a male intimate partner in the past 12 months

EXPENDITURES

	Financing sources					Total
	Domestic private	Domestic public	International: PEPFAR	International: Global Fund	International: all others	
Last available report:

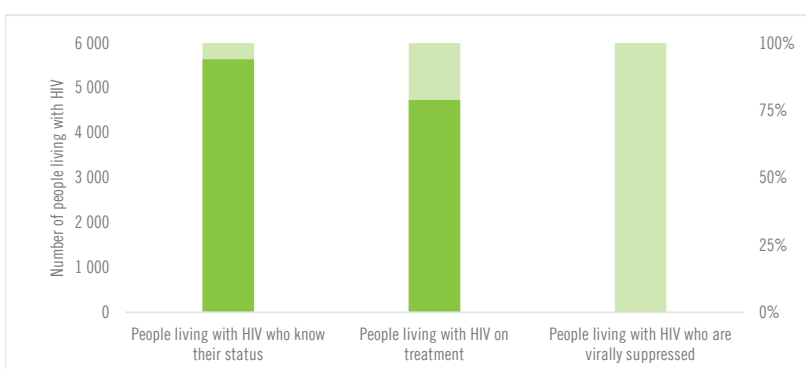
EPIDEMIC TRANSITION METRICS



KEY POPULATIONS

	Sex workers	Gay men and other men who have sex with men	People who inject drugs	Transgender people	Prisoners
Estimated size of population
HIV prevalence
Know their HIV status
Antiretroviral therapy coverage
Condom use
Coverage of HIV prevention programmes
Avoidance of health care because of stigma and discrimination
Expenditures (0)

HIV TESTING AND TREATMENT CASCADE



	2010	2018
All ages	>95% [88- >95%]	82% [74-90%] 4700
Children (0-14)	...% [...-...%]	...% [...-...%] ...
Women (15+)	>95% [87- >95%]	82% [74-90%] 1300
Men (15+)	>95% [89- >95%]	82% [74-90%] 3400

ELIMINATION OF MOTHER-TO-CHILD TRANSMISSION

	2010	2018
Percentage of pregnant women living with HIV accessing antiretroviral medicines	...% [...-...%]	...% [...-...%]
Early infant diagnosis	...% [...-...%]	...% [...-...%]

HIV COMORBIDITIES

Estimated number of incident tuberculosis cases among people living with HIV (2017)	13 [7-21]
People living with HIV who started TB preventive therapy (2017)	...
Cervical cancer screening of women living with HIV	...
People coinfecting with HIV and hepatitis B virus receiving combined treatment	...
People coinfecting with HIV and hepatitis C virus starting hepatitis C treatment	...

HIV PREVENTION

Adults aged 15+ years with unsuppressed viral load	...
Knowledge of HIV prevention among young people aged 15-24 years	...
— Women	...
— Men	...
Condom use at last sex with a non-marital, non-cohabiting partner	...
— Women	...
— Men	...
Women aged 15-49 years who have their demand for family planning satisfied by modern methods	...
Men aged 15-49 years who are circumcised	Not applicable
Voluntary medical male circumcisions performed according to national standards	Not applicable
People who received PrEP at least once during the reporting period	...
Harm reduction	
— Use of sterile injecting equipment at last injection	...
— Needles and syringes distributed per person who injects (2015)	312
— Coverage of opioid substitution therapy (2015)	83%
— Naloxone available (2019)	...
— Safe injection rooms available (2019)	...

EPIDEMIC ESTIMATES

	2010	2015	2018
New HIV infections			
New HIV infections (all ages)	820 [800–880]	1100 [1100–1200]	1500 [1500–1700]
New HIV infections (0–14)	... [...-...]	... [...-...]	... [...-...]
New HIV infections (women, 15+)	... [...-...]	... [...-...]	... [...-...]
New HIV infections (men, 15+)	... [...-...]	... [...-...]	... [...-...]
HIV incidence per 1000 population	0.02 [0.02–0.02]	0.03 [0.03–0.03]	0.04 [0.04–0.04]
AIDS-related deaths			
AIDS-related deaths (all ages)	... [...-...]	... [...-...]	... [...-...]
AIDS-related deaths (0–14)	... [...-...]	... [...-...]	... [...-...]
AIDS-related deaths (women, 15+)	... [...-...]	... [...-...]	... [...-...]
AIDS-related deaths (men, 15+)	... [...-...]	... [...-...]	... [...-...]
People living with HIV			
People living with HIV (all ages)	... [...-...]	... [...-...]	... [...-...]
People living with HIV (0–14)	... [...-...]	... [...-...]	... [...-...]
People living with HIV (women, 15+)	... [...-...]	... [...-...]	... [...-...]
People living with HIV (men, 15+)	... [...-...]	... [...-...]	... [...-...]
HIV prevalence (15–49)	... [...-...]	... [...-...]	... [...-...]

LAWS AND POLICIES

Laws criminalizing the transmission of, non-disclosure of or exposure to HIV transmission	Yes
Criminalization of sex work among consenting adults	...
Criminalization of same-sex sexual acts	Laws penalizing same-sex sexual acts have been decriminalized or never existed
Drug use or possession for personal use is an offence	...
Criminalization of transgender people	...
Laws or policies restricting the entry, stay and residence of people living with HIV	No
Parental consent for adolescents to access HIV testing	...
Spousal consent for married women to access sexual and reproductive health services	...
Mandatory HIV testing for marriage, work or residence permits or for certain groups	...

STIGMA AND DISCRIMINATION

Percentage of women and men aged 15–49 years who report discriminatory attitudes towards people living with HIV

Percentage of people living with HIV denied health services because of their HIV status in the last 12 months

Percentage of people living with HIV who reported a health-care professional told others about their HIV status without their consent

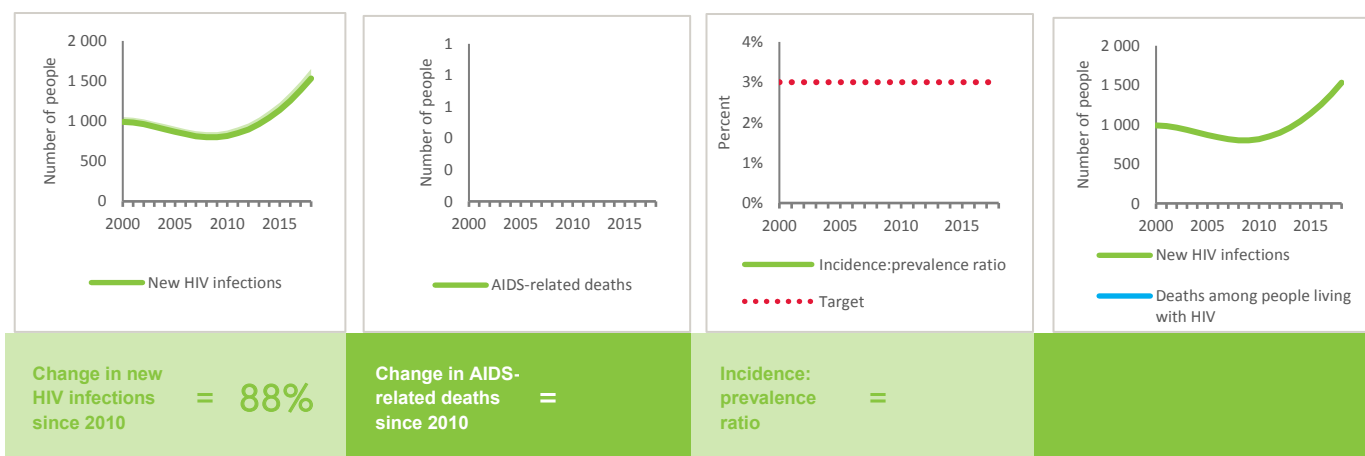
VIOLENCE

Proportion of ever-married or partnered women aged 15–49 years who experienced physical or sexual violence from a male intimate partner in the past 12 months

EXPENDITURES

	Financing sources					Total
	Domestic private	Domestic public	International: PEPFAR	International: Global Fund	International: all others	
Last available report: 2014	...	\$83 684 559	\$83 684 559

EPIDEMIC TRANSITION METRICS



KEY POPULATIONS

	Sex workers	Gay men and other men who have sex with men	People who inject drugs	Transgender people	Prisoners
Estimated size of population
HIV prevalence	...	7.2%	54.0%	...	2.5%
Know their HIV status	...	73.5%	97.2%
Antiretroviral therapy coverage	...	68.3%	46.2%
Condom use
Coverage of HIV prevention programmes
Avoidance of health care because of stigma and discrimination
Expenditures (0)

HIV TESTING AND TREATMENT CASCADE

	People living with HIV who know their status	People living with HIV on treatment	People living with HIV who are virally suppressed
All ages	...% [...-...%]	...% [...-...%]	...% [...-...%]
Children (0–14)	...% [...-...%]	...% [...-...%]	...% [...-...%]
Women (15+)	...% [...-...%]	...% [...-...%]	...% [...-...%]
Men (15+)	...% [...-...%]	...% [...-...%]	...% [...-...%]

ELIMINATION OF MOTHER-TO-CHILD TRANSMISSION

	2010	2018
Percentage of pregnant women living with HIV accessing antiretroviral medicines	...% [...-...%]	...% [...-...%]
Early infant diagnosis	...% [...-...%]	...% [...-...%]

HIV COMORBIDITIES

Estimated number of incident tuberculosis cases among people living with HIV (2017)	160 [90–250]
People living with HIV who started TB preventive therapy (2017)	...
Cervical cancer screening of women living with HIV	...
People coinfecting with HIV and hepatitis B virus receiving combined treatment	...
People coinfecting with HIV and hepatitis C virus starting hepatitis C treatment	...

HIV PREVENTION

Adults aged 15+ years with unsuppressed viral load	...
Knowledge of HIV prevention among young people aged 15–24 years	...
— Women	...
— Men	...
Condom use at last sex with a non-marital, non-cohabiting partner	...
— Women	...
— Men	...
Women aged 15–49 years who have their demand for family planning satisfied by modern methods	...
Men aged 15–49 years who are circumcised	Not applicable
Voluntary medical male circumcisions performed according to national standards	Not applicable
People who received PrEP at least once during the reporting period	...
Harm reduction	...
— Use of sterile injecting equipment at last injection	...
— Needles and syringes distributed per person who injects (2014)	0
— Coverage of opioid substitution therapy (2016)	18%
— Naloxone available (2019)	...
— Safe injection rooms available (2019)	...

EPIDEMIC ESTIMATES

	2010	2015	2018
New HIV infections			
New HIV infections (all ages)	1500 [1300–1700]	1100 [860–1200]	740 [580–850]
New HIV infections (0–14)	<100 [<100– <100]	<100 [<100– <100]	<100 [<100– <100]
New HIV infections (women, 15+)	<500 [<500– <500]	<500 [<500– <500]	<200 [<200– <200]
New HIV infections (men, 15+)	1100 [890–1300]	810 [600–960]	570 [<500–680]
HIV incidence per 1000 population	0.15 [0.12–0.17]	0.1 [0.08–0.12]	0.07 [0.06–0.08]
AIDS-related deaths			
AIDS-related deaths (all ages)	930 [730–1200]	620 [<500–770]	<500 [<500– <500]
AIDS-related deaths (0–14)	<100 [<100– <100]	<100 [<100– <100]	<100 [<100– <100]
AIDS-related deaths (women, 15+)	<500 [<200– <500]	<200 [<200– <200]	<100 [<100– <200]
AIDS-related deaths (men, 15+)	690 [510–910]	<500 [<500–610]	<500 [<200– <500]
People living with HIV			
People living with HIV (all ages)	40 000 [35 000–45 000]	41 000 [35 000–46 000]	41 000 [36 000–46 000]
People living with HIV (0–14)	<100 [<100– <100]	<100 [<100– <100]	<100 [<100– <100]
People living with HIV (women, 15+)	11 000 [9900–13 000]	12 000 [10 000–13 000]	12 000 [10 000–13 000]
People living with HIV (men, 15+)	29 000 [24 000–33 000]	29 000 [25 000–33 000]	29 000 [25 000–34 000]
HIV prevalence (15–49)	0.6 [0.5–0.6]	0.5 [0.5–0.6]	0.5 [0.4–0.5]

LAWS AND POLICIES

Laws criminalizing the transmission of, non-disclosure of or exposure to HIV transmission	...
Criminalization of sex work among consenting adults	...
Criminalization of same-sex sexual acts	Laws penalizing same-sex sexual acts have been decriminalized or never existed
Drug use or possession for personal use is an offence	...
Criminalization of transgender people	...
Laws or policies restricting the entry, stay and residence of people living with HIV	No
Parental consent for adolescents to access HIV testing	...
Spousal consent for married women to access sexual and reproductive health services	...
Mandatory HIV testing for marriage, work or residence permits or for certain groups	...

STIGMA AND DISCRIMINATION

Percentage of women and men aged 15–49 years who report discriminatory attitudes towards people living with HIV	
Percentage of people living with HIV denied health services because of their HIV status in the last 12 months	2013 7.5
Percentage of people living with HIV who reported a health-care professional told others about their HIV status without their consent	2013 11

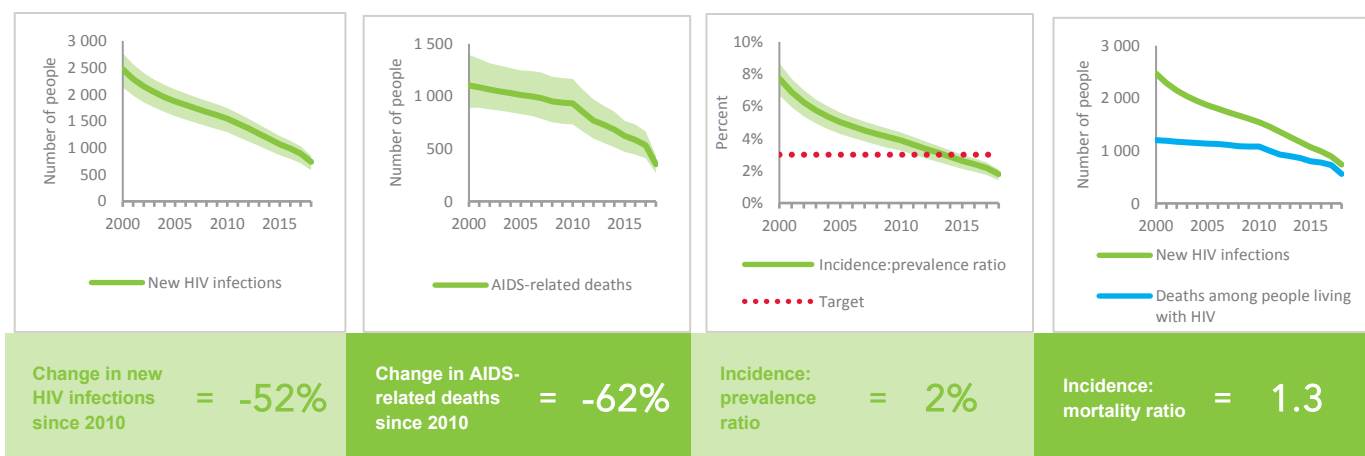
VIOLENCE

Proportion of ever-married or partnered women aged 15–49 years who experienced physical or sexual violence from a male intimate partner in the past 12 months

EXPENDITURES

	Financing sources					Total
	Domestic private	Domestic public	International: PEPFAR	International: Global Fund	International: all others	
Last available report: 2013	...	\$274 577 668	\$274 577 668

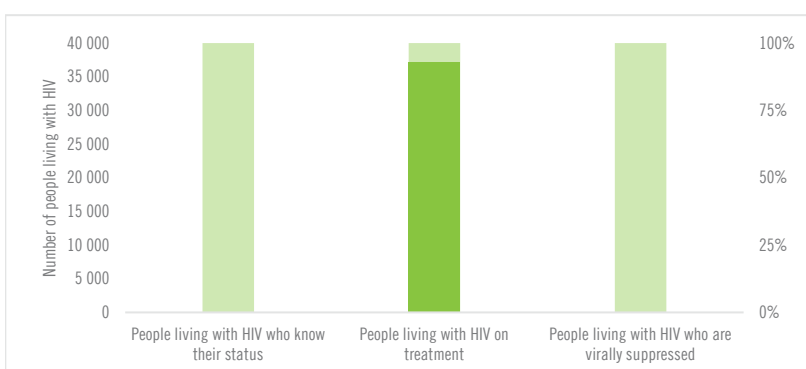
EPIDEMIC TRANSITION METRICS



KEY POPULATIONS

	Sex workers	Gay men and other men who have sex with men	People who inject drugs	Transgender people	Prisoners
Estimated size of population
HIV prevalence	...	5.9%	21.3%
Know their HIV status	...	90.2%
Antiretroviral therapy coverage
Condom use	68.2%	50.1%
Coverage of HIV prevention programmes
Avoidance of health care because of stigma and discrimination
Expenditures (0)

HIV TESTING AND TREATMENT CASCADE



	...	90% [78– >95%] 37 200	...
All ages	...% [...–...%]	90% [78– >95%] 37 200	...% [...–...%]
Children (0–14)	...% [...–...%]% [...–...%]
Women (15+)	...% [...–...%]	91% [80– >95%] 10 700	...% [...–...%]
Men (15+)	...% [...–...%]	90% [76– >95%] 26 400	...% [...–...%]

ELIMINATION OF MOTHER-TO-CHILD TRANSMISSION

	2010	2018
Percentage of pregnant women living with HIV accessing antiretroviral medicines	...% [...–...%]	...% [...–...%]
Early infant diagnosis	...% [...–...%]	...% [...–...%]

HIV COMORBIDITIES

Estimated number of incident tuberculosis cases among people living with HIV (2017)	250 [210–290]
People living with HIV who started TB preventive therapy (2017)	...
Cervical cancer screening of women living with HIV	...
People coinfecting with HIV and hepatitis B virus receiving combined treatment	...
People coinfecting with HIV and hepatitis C virus starting hepatitis C treatment	...

HIV PREVENTION

Adults aged 15+ years with unsuppressed viral load	...
Knowledge of HIV prevention among young people aged 15–24 years	...
— Women	...
— Men	...
Condom use at last sex with a non-marital, non-cohabiting partner	...
— Women	...
— Men	...
Women aged 15–49 years who have their demand for family planning satisfied by modern methods	...
Men aged 15–49 years who are circumcised	Not applicable
Voluntary medical male circumcisions performed according to national standards	Not applicable
People who received PrEP at least once during the reporting period	...
Harm reduction	...
— Use of sterile injecting equipment at last injection	...
— Needles and syringes distributed per person who injects (2014)	116
— Coverage of opioid substitution therapy (2015)	60%
— Naloxone available (2019)	...
— Safe injection rooms available (2019)	...

EPIDEMIC ESTIMATES

	2010	2015	2018
New HIV infections			
New HIV infections (all ages)	850 [720–1000]	810 [680–950]	790 [670–910]
New HIV infections (0–14)	<100 [<100– <100]	<100 [<100– <100]	<100 [<100– <100]
New HIV infections (women, 15+)	<500 [<500– <500]	<500 [<500– <500]	<500 [<500– <500]
New HIV infections (men, 15+)	570 [<500–680]	540 [<500–650]	520 [<500–640]
HIV incidence per 1000 population	0.04 [0.04–0.05]	0.04 [0.03–0.05]	0.04 [0.03–0.05]
AIDS-related deaths			
AIDS-related deaths (all ages)	<200 [<100– <200]	<200 [<100– <200]	<200 [<100– <200]
AIDS-related deaths (0–14)	<100 [<100– <100]	<100 [<100– <100]	<100 [<100– <100]
AIDS-related deaths (women, 15+)	<100 [<100– <100]	<100 [<100– <100]	<100 [<100– <100]
AIDS-related deaths (men, 15+)	<100 [<100– <200]	<100 [<100– <200]	<200 [<100– <200]
People living with HIV			
People living with HIV (all ages)	14 000 [12 000–15 000]	16 000 [15 000–18 000]	18 000 [16 000–20 000]
People living with HIV (0–14)	1100 [1000–1100]	<200 [<200– <200]	<100 [<100– <100]
People living with HIV (women, 15+)	4400 [3900–4800]	5900 [5200–6400]	6500 [5800–7100]
People living with HIV (men, 15+)	8100 [6900–9300]	10 000 [8800–12 000]	11 000 [9800–13 000]
HIV prevalence (15–49)	0.1 [<0.1–0.1]	0.1 [0.1–0.1]	0.1 [0.1–0.2]

LAWS AND POLICIES

Laws criminalizing the transmission of, non-disclosure of or exposure to HIV transmission	Yes
Criminalization of sex work among consenting adults	...
Criminalization of same-sex sexual acts	Laws penalizing same-sex sexual acts have been decriminalized or never existed
Drug use or possession for personal use is an offence	...
Criminalization of transgender people	...
Laws or policies restricting the entry, stay and residence of people living with HIV	No
Parental consent for adolescents to access HIV testing	...
Spousal consent for married women to access sexual and reproductive health services	...
Mandatory HIV testing for marriage, work or residence permits or for certain groups	...

STIGMA AND DISCRIMINATION

Percentage of women and men aged 15–49 years who report discriminatory attitudes towards people living with HIV

Percentage of people living with HIV denied health services because of their HIV status in the last 12 months

Percentage of people living with HIV who reported a health-care professional told others about their HIV status without their consent

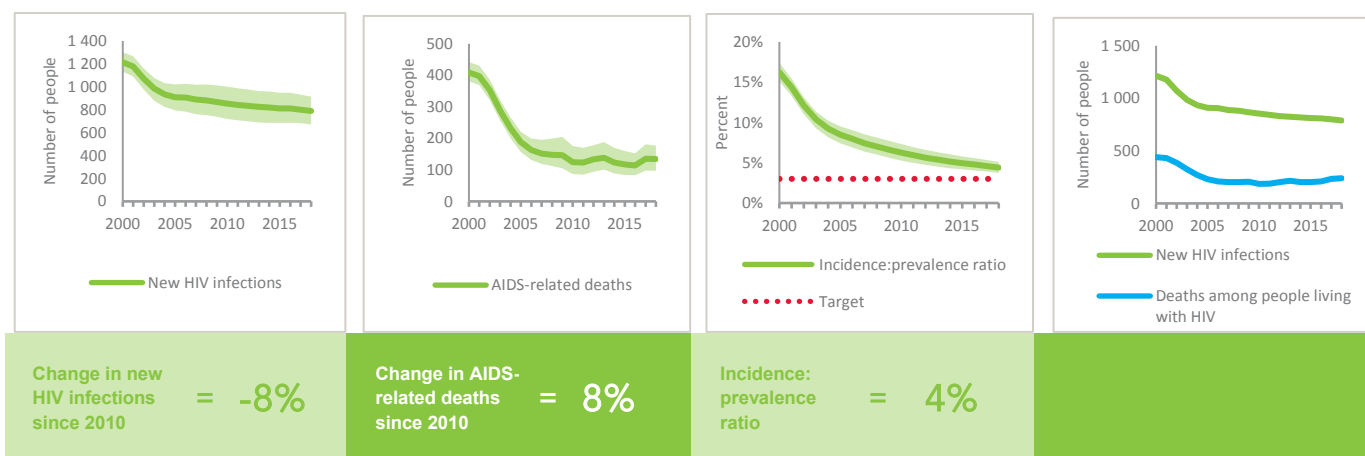
VIOLENCE

Proportion of ever-married or partnered women aged 15–49 years who experienced physical or sexual violence from a male intimate partner in the past 12 months

EXPENDITURES

	Financing sources					Total
	Domestic private	Domestic public	International: PEPFAR	International: Global Fund	International: all others	
Last available report: 2017	\$70 977 789

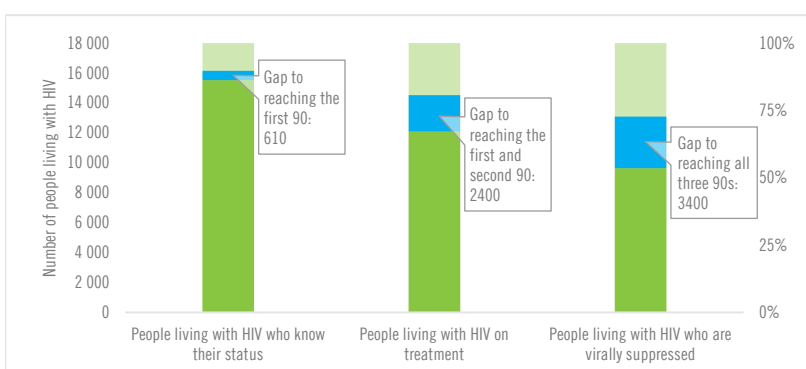
EPIDEMIC TRANSITION METRICS



KEY POPULATIONS

	Sex workers	Gay men and other men who have sex with men	People who inject drugs	Transgender people	Prisoners
Estimated size of population
HIV prevalence	...	18.2%	11.2%	...	1.6%
Know their HIV status	62.0%
Antiretroviral therapy coverage	32.0%	...	66.8%
Condom use	...	56.6%	26.0%
Coverage of HIV prevention programmes
Avoidance of health care because of stigma and discrimination
Expenditures (0)

HIV TESTING AND TREATMENT CASCADE



	87% [77–94%]	67% [60–73%] 12 100	54% [48–59%]
All ages			
Children (0–14)	>95% [91–>95%]	>95% [>95–>95%] 170	>95% [>95–>95%]
Women (15+)	>95% [88–>95%]	72% [64–78%] 4700	57% [51–63%]
Men (15+)	80% [68–91%]	64% [55–72%] 7200	51% [44–58%]

ELIMINATION OF MOTHER-TO-CHILD TRANSMISSION

	2010	2018
Percentage of pregnant women living with HIV accessing antiretroviral medicines	>95% [>95–>95%]	>95% [>95–>95%]
Early infant diagnosis	>95% [>95–>95%]	...% [...–...%]

HIV COMORBIDITIES

Estimated number of incident tuberculosis cases among people living with HIV (2017)	300 [250–350]
People living with HIV who started TB preventive therapy (2017)	...
Cervical cancer screening of women living with HIV	...
People coinfecting with HIV and hepatitis B virus receiving combined treatment	...
People coinfecting with HIV and hepatitis C virus starting hepatitis C treatment	...

HIV PREVENTION

Adults aged 15+ years with unsuppressed viral load	<0.1%
Knowledge of HIV prevention among young people aged 15–24 years	
— Women	...
— Men	...
Condom use at last sex with a non-marital, non-cohabiting partner	
— Women	...
— Men	...
Women aged 15–49 years who have their demand for family planning satisfied by modern methods	...
Men aged 15–49 years who are circumcised	Not applicable
Voluntary medical male circumcisions performed according to national standards	Not applicable
People who received PrEP at least once during the reporting period	...
Harm reduction	
— Use of sterile injecting equipment at last injection (2016)	86.2%
— Needles and syringes distributed per person who injects (2016)	75
— Coverage of opioid substitution therapy (2016)	15%
— Naloxone available (2019)	...
— Safe injection rooms available (2019)	...

EPIDEMIC ESTIMATES

	2010	2015	2018
New HIV infections			
New HIV infections (all ages)	<200 [<200- <500]	<200 [<200- <500]	<500 [<100- <500]
New HIV infections (0–14)	... [...-...]	... [...-...]	... [...-...]
New HIV infections (women, 15+)	<100 [<100- <100]	<100 [<100- <100]	<100 [<100- <100]
New HIV infections (men, 15+)	<200 [<200- <200]	<200 [<200- <500]	<200 [<100- <500]
HIV incidence per 1000 population	0.02 [0.02–0.02]	0.02 [0.01–0.03]	0.02 [<0.01–0.04]
AIDS-related deaths			
AIDS-related deaths (all ages)	<100 [<100- <100]	<100 [<100- <100]	<100 [<100- <100]
AIDS-related deaths (0–14)	... [...-...]	... [...-...]	... [...-...]
AIDS-related deaths (women, 15+)	<100 [<100- <100]	<100 [<100- <100]	<100 [<100- <100]
AIDS-related deaths (men, 15+)	<100 [<100- <100]	<100 [<100- <100]	<100 [<100- <100]
People living with HIV			
People living with HIV (all ages)	1800 [1300–2200]	2600 [1900–3100]	3000 [2200–3800]
People living with HIV (0–14)	... [...-...]	... [...-...]	... [...-...]
People living with HIV (women, 15+)	<500 [<500- <500]	<500 [<500–550]	<500 [<500–610]
People living with HIV (men, 15+)	1400 [1000–1700]	2100 [1600–2600]	2600 [1800–3200]
HIV prevalence (15–49)	<0.1 [<0.1- <0.1]	<0.1 [<0.1- <0.1]	<0.1 [<0.1- <0.1]

LAWS AND POLICIES

Laws criminalizing the transmission of, non-disclosure of or exposure to HIV transmission	Yes
Criminalization of sex work among consenting adults	Any criminalization or punitive regulation of sex work
Criminalization of same-sex sexual acts	Laws penalizing same-sex sexual acts have been decriminalized or never existed
Drug use or possession for personal use is an offence	Possession of drugs for personal use or drug use and/or consumption are specified as criminal offences
Criminalization of transgender people	Neither criminalized nor prosecuted
Laws or policies restricting the entry, stay and residence of people living with HIV	No
Parental consent for adolescents to access HIV testing	Yes, for adolescents younger than 16 years
Spousal consent for married women to access sexual and reproductive health services	No
Mandatory HIV testing for marriage, work or residence permits or for certain groups	Yes

STIGMA AND DISCRIMINATION

Percentage of women and men aged 15–49 years who report discriminatory attitudes towards people living with HIV

Percentage of people living with HIV denied health services because of their HIV status in the last 12 months

Percentage of people living with HIV who reported a health-care professional told others about their HIV status without their consent

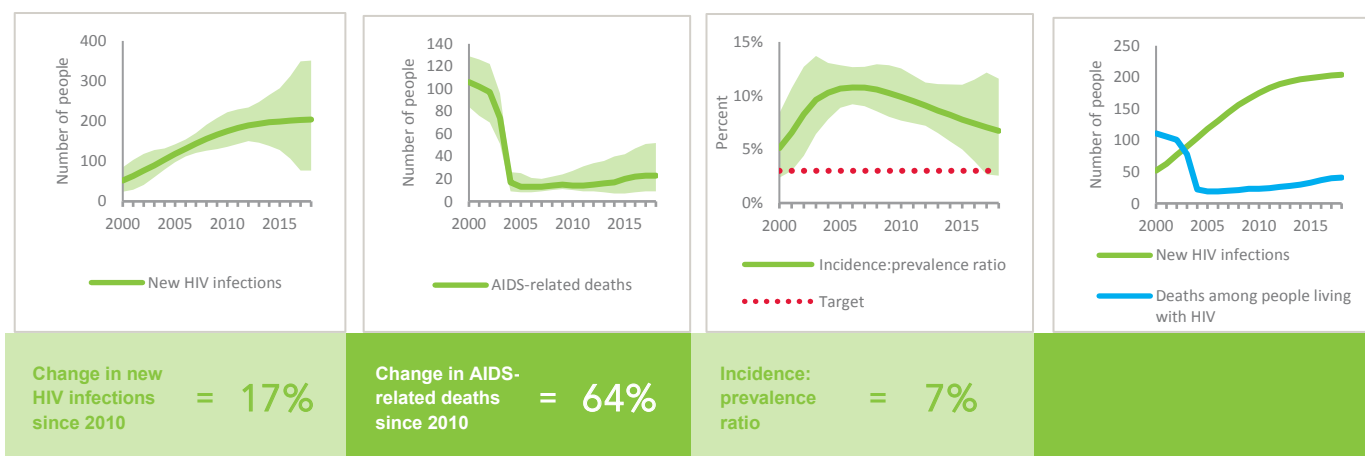
VIOLENCE

Proportion of ever-married or partnered women aged 15–49 years who experienced physical or sexual violence from a male intimate partner in the past 12 months

EXPENDITURES

	Financing sources					Total
	Domestic private	Domestic public	International: PEPFAR	International: Global Fund	International: all others	
Last available report: 2013	\$595	\$1 468 548	...	\$4 813 976	\$1845	\$16 333 869

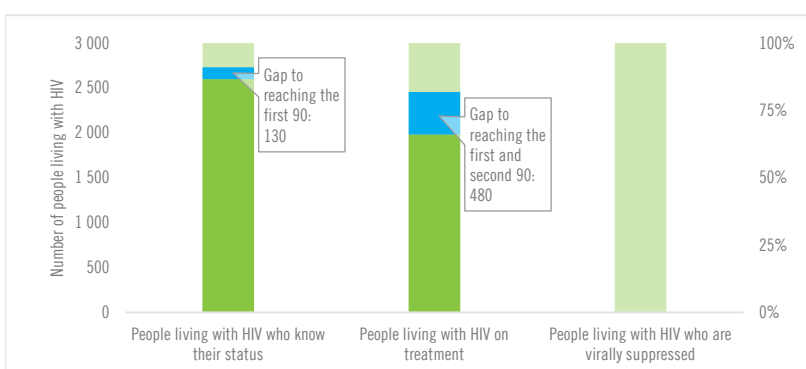
EPIDEMIC TRANSITION METRICS



KEY POPULATIONS

	Sex workers	Gay men and other men who have sex with men	People who inject drugs	Transgender people	Prisoners
Estimated size of population
HIV prevalence
Know their HIV status	64.2%	53.5%	98.8%
Antiretroviral therapy coverage
Condom use
Coverage of HIV prevention programmes
Avoidance of health care because of stigma and discrimination	8.4%	19.0%
Expenditures (0)

HIV TESTING AND TREATMENT CASCADE



	86% [61– >95%]	65% [47–83%] 2000	...% [...–...%]
All ages			
Children (0–14)	...% [...–...%]	...% [...–...%]% [...–...%]
Women (15+)	86% [62– >95%]	65% [47–83%] 310	...% [...–...%]
Men (15+)	86% [60– >95%]	65% [46–82%] 1700	...% [...–...%]

ELIMINATION OF MOTHER-TO-CHILD TRANSMISSION

	2010	2018
Percentage of pregnant women living with HIV accessing antiretroviral medicines	...% [...–...%]	...% [...–...%]
Early infant diagnosis	...% [...–...%]	...% [...–...%]

HIV COMORBIDITIES

Estimated number of incident tuberculosis cases among people living with HIV (2017)	10 [6–14]
People living with HIV who started TB preventive therapy (2017)	...
Cervical cancer screening of women living with HIV	...
People coinfecting with HIV and hepatitis B virus receiving combined treatment	...
People coinfecting with HIV and hepatitis C virus starting hepatitis C treatment	...

HIV PREVENTION

Adults aged 15+ years with unsuppressed viral load	...
Knowledge of HIV prevention among young people aged 15–24 years	...
— Women	...
— Men	...
Condom use at last sex with a non-marital, non-cohabiting partner	...
— Women	...
— Men	...
Women aged 15–49 years who have their demand for family planning satisfied by modern methods	...
Men aged 15–49 years who are circumcised	Not applicable
Voluntary medical male circumcisions performed according to national standards	Not applicable
People who received PrEP at least once during the reporting period	...
Harm reduction	
— Use of sterile injecting equipment at last injection	...
— Needles and syringes distributed per person who injects (2018)	2
— Coverage of opioid substitution therapy (2018)	28.3%
— Naloxone available (2019)	No
— Safe injection rooms available (2019)	No

EPIDEMIC ESTIMATES

	2010	2015	2018
New HIV infections			
New HIV infections (all ages)	<100 [<100– <200]	<200 [<100– <200]	<200 [<100– <500]
New HIV infections (0–14)	... [...–...]	... [...–...]	... [...–...]
New HIV infections (women, 15+)	<100 [<100– <100]	<100 [<100– <100]	<100 [<100– <100]
New HIV infections (men, 15+)	<100 [<100– <100]	<100 [<100– <200]	<200 [<100– <500]
HIV incidence per 1000 population	0.01 [0.01–0.02]	0.02 [0.01–0.04]	0.02 [0.02–0.04]
AIDS-related deaths			
AIDS-related deaths (all ages)	<100 [<100– <100]	<100 [<100– <100]	<100 [<100– <100]
AIDS-related deaths (0–14)	... [...–...]	... [...–...]	... [...–...]
AIDS-related deaths (women, 15+)	<100 [<100– <100]	<100 [<100– <100]	<100 [<100– <100]
AIDS-related deaths (men, 15+)	<100 [<100– <100]	<100 [<100– <100]	<100 [<100– <100]
People living with HIV			
People living with HIV (all ages)	<500 [<500–730]	860 [650–1400]	1200 [910–1900]
People living with HIV (0–14)	... [...–...]	... [...–...]	... [...–...]
People living with HIV (women, 15+)	<100 [<100– <200]	<200 [<200– <500]	<200 [<200– <500]
People living with HIV (men, 15+)	<500 [<500–610]	740 [530–1200]	1000 [750–1600]
HIV prevalence (15–49)	<0.1 [0.1– <0.1]	<0.1 [0.1– <0.1]	<0.1 [0.1– <0.1]

LAWS AND POLICIES

Laws criminalizing the transmission of, non-disclosure of or exposure to HIV transmission	Yes
Criminalization of sex work among consenting adults	...
Criminalization of same-sex sexual acts	Laws penalizing same-sex sexual acts have been decriminalized or never existed
Drug use or possession for personal use is an offence	...
Criminalization of transgender people	...
Laws or policies restricting the entry, stay and residence of people living with HIV	No
Parental consent for adolescents to access HIV testing	...
Spousal consent for married women to access sexual and reproductive health services	...
Mandatory HIV testing for marriage, work or residence permits or for certain groups	...

STIGMA AND DISCRIMINATION

Percentage of women and men aged 15–49 years who report discriminatory attitudes towards people living with HIV

Percentage of people living with HIV denied health services because of their HIV status in the last 12 months

Percentage of people living with HIV who reported a health-care professional told others about their HIV status without their consent

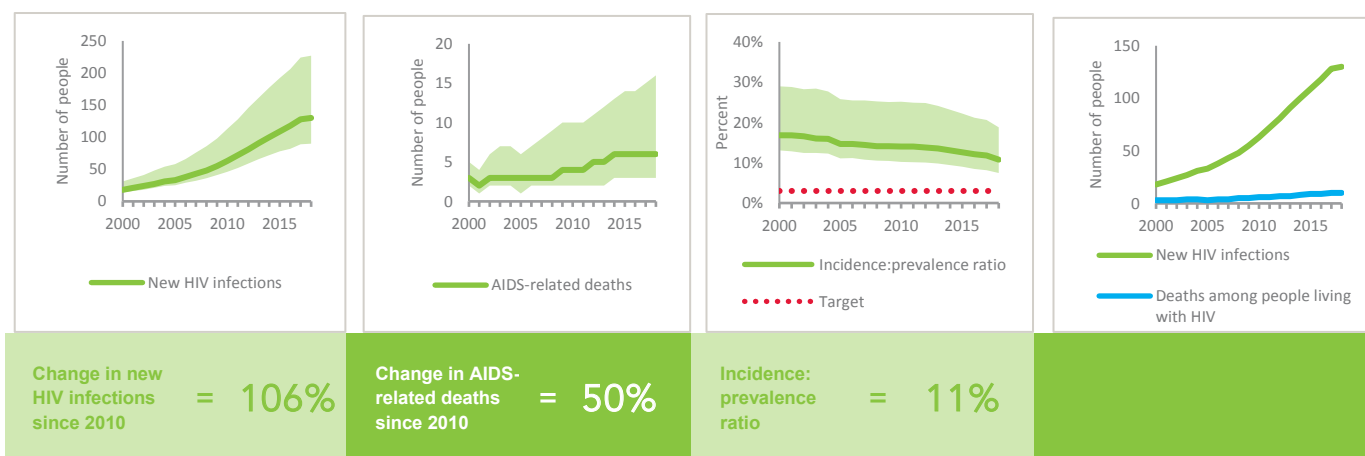
VIOLENCE

Proportion of ever-married or partnered women aged 15–49 years who experienced physical or sexual violence from a male intimate partner in the past 12 months

EXPENDITURES

	Financing sources					Total
	Domestic private	Domestic public	International: PEPFAR	International: Global Fund	International: all others	
Last available report:

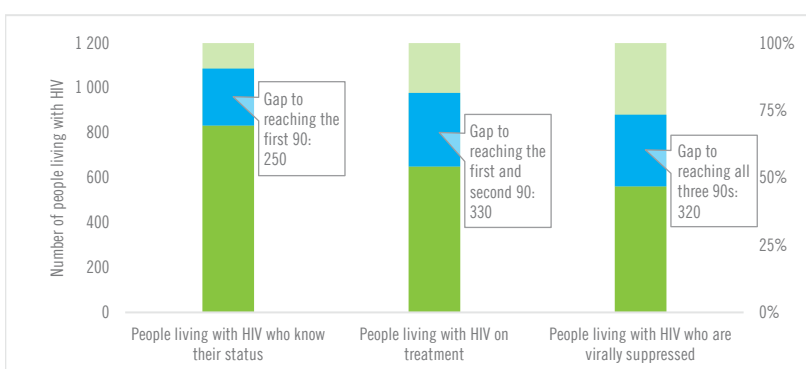
EPIDEMIC TRANSITION METRICS



KEY POPULATIONS

	Sex workers	Gay men and other men who have sex with men	People who inject drugs	Transgender people	Prisoners
Estimated size of population
HIV prevalence	0.0%
Know their HIV status
Antiretroviral therapy coverage
Condom use
Coverage of HIV prevention programmes
Avoidance of health care because of stigma and discrimination
Expenditures (0)

HIV TESTING AND TREATMENT CASCADE



	69% [52- >95%]	54% [40-85%] 650	46% [35-73%]
All ages			
Children (0-14)	...% [...-...%]	...% [...-...%]% [...-...%]
Women (15+)	51% [40-83%]	48% [37-78%] 80	41% [32-67%]
Men (15+)	72% [52- >95%]	55% [39-87%] 570	47% [34-75%]

ELIMINATION OF MOTHER-TO-CHILD TRANSMISSION

	2010	2018
Percentage of pregnant women living with HIV accessing antiretroviral medicines	...% [...-...%]	...% [...-...%]
Early infant diagnosis	...% [...-...%]	...% [...-...%]

HIV COMORBIDITIES

Estimated number of incident tuberculosis cases among people living with HIV (2017)	0 [0-0]
People living with HIV who started TB preventive therapy (2017)	...
Cervical cancer screening of women living with HIV	...
People coinfectd with HIV and hepatitis B virus receiving combined treatment	...
People coinfectd with HIV and hepatitis C virus starting hepatitis C treatment	...

HIV PREVENTION

Adults aged 15+ years with unsuppressed viral load	<0.1%
Knowledge of HIV prevention among young people aged 15-24 years	
— Women	...
— Men	...
Condom use at last sex with a non-marital, non-cohabiting partner	
— Women	...
— Men	...
Women aged 15-49 years who have their demand for family planning satisfied by modern methods	...
Men aged 15-49 years who are circumcised	Not applicable
Voluntary medical male circumcisions performed according to national standards	Not applicable
People who received PrEP at least once during the reporting period	...
Harm reduction	
— Use of sterile injecting equipment at last injection	...
— Needles and syringes distributed per person who injects (2014)	119
— Coverage of opioid substitution therapy	...
— Naloxone available (2019)	...
— Safe injection rooms available (2019)	...

EPIDEMIC ESTIMATES

	2010	2015	2018
New HIV infections			
New HIV infections (all ages)	<100 [<100– <100]	<100 [<100– <200]	<100 [<100– <200]
New HIV infections (0–14)	... [...–...]	... [...–...]	... [...–...]
New HIV infections (women, 15+)	<100 [<100– <100]	<100 [<100– <100]	<100 [<100– <100]
New HIV infections (men, 15+)	<100 [<100– <100]	<100 [<100– <100]	<100 [<100– <200]
HIV incidence per 1000 population	... [...–...]	... [...–...]	... [...–...]
AIDS-related deaths			
AIDS-related deaths (all ages)	<100 [<100– <100]	<100 [<100– <100]	<100 [<100– <100]
AIDS-related deaths (0–14)	... [...–...]	... [...–...]	... [...–...]
AIDS-related deaths (women, 15+)	<100 [<100– <100]	<100 [<100– <100]	<100 [<100– <100]
AIDS-related deaths (men, 15+)	<100 [<100– <100]	<100 [<100– <100]	<100 [<100– <100]
People living with HIV			
People living with HIV (all ages)	... [...–...]	... [...–...]	... [...–...]
People living with HIV (0–14)	... [...–...]	... [...–...]	... [...–...]
People living with HIV (women, 15+)	... [...–...]	... [...–...]	... [...–...]
People living with HIV (men, 15+)	... [...–...]	... [...–...]	... [...–...]
HIV prevalence (15–49)	<0.1 [<0.1– <0.1]	<0.1 [<0.1– <0.1]	<0.1 [<0.1– <0.1]

LAWS AND POLICIES

Laws criminalizing the transmission of, non-disclosure of or exposure to HIV transmission	...
Criminalization of sex work among consenting adults	...
Criminalization of same-sex sexual acts	Laws penalizing same-sex sexual acts have been decriminalized or never existed
Drug use or possession for personal use is an offence	...
Criminalization of transgender people	...
Laws or policies restricting the entry, stay and residence of people living with HIV	No
Parental consent for adolescents to access HIV testing	...
Spousal consent for married women to access sexual and reproductive health services	...
Mandatory HIV testing for marriage, work or residence permits or for certain groups	...

STIGMA AND DISCRIMINATION

Percentage of women and men aged 15–49 years who report discriminatory attitudes towards people living with HIV

Percentage of people living with HIV denied health services because of their HIV status in the last 12 months

Percentage of people living with HIV who reported a health-care professional told others about their HIV status without their consent

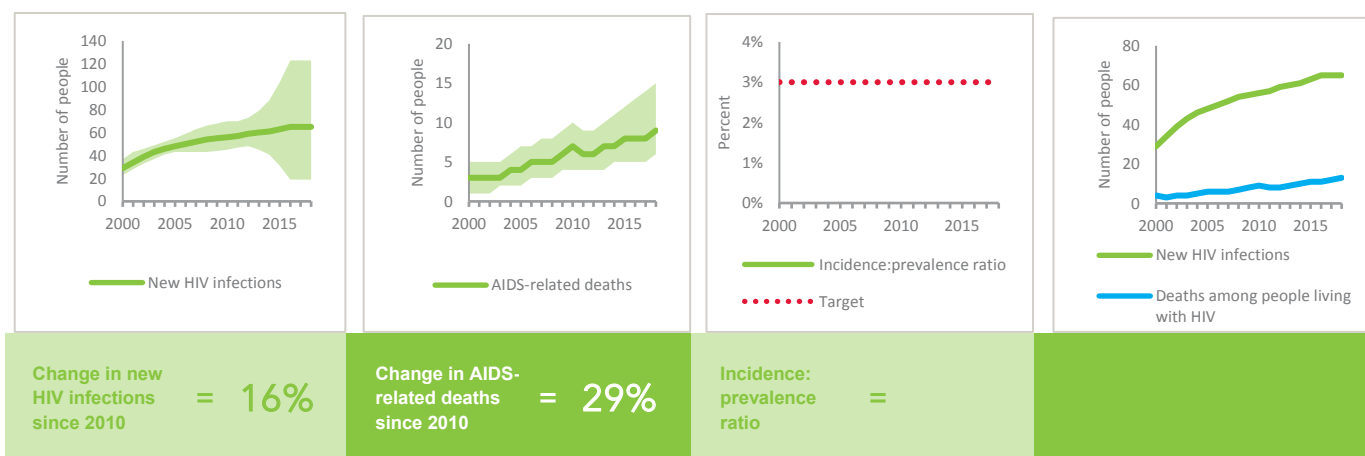
VIOLENCE

Proportion of ever-married or partnered women aged 15–49 years who experienced physical or sexual violence from a male intimate partner in the past 12 months

EXPENDITURES

	Financing sources					Total
	Domestic private	Domestic public	International: PEPFAR	International: Global Fund	International: all others	
Last available report:

EPIDEMIC TRANSITION METRICS



KEY POPULATIONS

	Sex workers	Gay men and other men who have sex with men	People who inject drugs	Transgender people	Prisoners
Estimated size of population
HIV prevalence	...	5.8%
Know their HIV status
Antiretroviral therapy coverage
Condom use	...	54.0%
Coverage of HIV prevention programmes
Avoidance of health care because of stigma and discrimination
Expenditures (0)

HIV TESTING AND TREATMENT CASCADE

	People living with HIV who know their status	People living with HIV on treatment	People living with HIV who are virally suppressed
All ages	...% [...-...%]	...% [...-...%]	...% [...-...%]
Children (0-14)	...% [...-...%]	...% [...-...%]	...% [...-...%]
Women (15+)	...% [...-...%]	...% [...-...%]	...% [...-...%]
Men (15+)	...% [...-...%]	...% [...-...%]	...% [...-...%]

ELIMINATION OF MOTHER-TO-CHILD TRANSMISSION

	2010	2018
Percentage of pregnant women living with HIV accessing antiretroviral medicines	...% [...-...%]	...% [...-...%]
Early infant diagnosis	...% [...-...%]	...% [...-...%]

HIV COMORBIDITIES

Estimated number of incident tuberculosis cases among people living with HIV (2017)	1 [1-1]
People living with HIV who started TB preventive therapy (2017)	...
Cervical cancer screening of women living with HIV	...
People coinfecting with HIV and hepatitis B virus receiving combined treatment	...
People coinfecting with HIV and hepatitis C virus starting hepatitis C treatment	...

HIV PREVENTION

Adults aged 15+ years with unsuppressed viral load	...
Knowledge of HIV prevention among young people aged 15-24 years	...
— Women	...
— Men	...
Condom use at last sex with a non-marital, non-cohabiting partner	...
— Women	...
— Men	...
Women aged 15-49 years who have their demand for family planning satisfied by modern methods	...
Men aged 15-49 years who are circumcised	Not applicable
Voluntary medical male circumcisions performed according to national standards	Not applicable
People who received PrEP at least once during the reporting period (2017)	2
Harm reduction	...
— Use of sterile injecting equipment at last injection	...
— Needles and syringes distributed per person who injects (2016)	117
— Coverage of opioid substitution therapy (2016)	17.1%
— Naloxone available (2019)	...
— Safe injection rooms available (2019)	...

EPIDEMIC ESTIMATES

	2010	2015	2018
New HIV infections			
New HIV infections (all ages)	4700 [4000–5600]	3900 [3100–4800]	3100 [2400–3800]
New HIV infections (0–14)	<100 [<100– <100]	<100 [<100– <100]	<100 [<100– <100]
New HIV infections (women, 15+)	660 [560–750]	550 [<500–650]	<500 [<500–520]
New HIV infections (men, 15+)	4100 [3300–4900]	3300 [2500–4200]	2600 [1900–3300]
HIV incidence per 1000 population	0.1 [0.09–0.12]	0.08 [0.07–0.1]	0.07 [0.05–0.08]
AIDS-related deaths			
AIDS-related deaths (all ages)	1300 [1100–1700]	1200 [910–1500]	... [...–...]
AIDS-related deaths (0–14)	<100 [<100– <100]	<100 [<100– <100]	... [...–...]
AIDS-related deaths (women, 15+)	<200 [<200– <500]	<200 [<200– <200]	... [...–...]
AIDS-related deaths (men, 15+)	1100 [890–1500]	1000 [770–1400]	... [...–...]
People living with HIV			
People living with HIV (all ages)	140 000 [120 000–150 000]	140 000 [130 000–160 000]	150 000 [130 000–170 000]
People living with HIV (0–14)	<100 [<100– <100]	<100 [<100– <200]	<100 [<100– <200]
People living with HIV (women, 15+)	25 000 [23 000–28 000]	27 000 [24 000–29 000]	27 000 [24 000–30 000]
People living with HIV (men, 15+)	110 000 [96 000–130 000]	120 000 [100 000–140 000]	120 000 [100 000–140 000]
HIV prevalence (15–49)	0.4 [0.3–0.4]	0.4 [0.3–0.4]	0.3 [0.3–0.4]

LAWS AND POLICIES

Laws criminalizing the transmission of, non-disclosure of or exposure to HIV transmission	...
Criminalization of sex work among consenting adults	...
Criminalization of same-sex sexual acts	Laws penalizing same-sex sexual acts have been decriminalized or never existed
Drug use or possession for personal use is an offence	...
Criminalization of transgender people	...
Laws or policies restricting the entry, stay and residence of people living with HIV	No
Parental consent for adolescents to access HIV testing	...
Spousal consent for married women to access sexual and reproductive health services	...
Mandatory HIV testing for marriage, work or residence permits or for certain groups	...

STIGMA AND DISCRIMINATION

Percentage of women and men aged 15–49 years who report discriminatory attitudes towards people living with HIV

Percentage of people living with HIV denied health services because of their HIV status in the last 12 months

Percentage of people living with HIV who reported a health-care professional told others about their HIV status without their consent

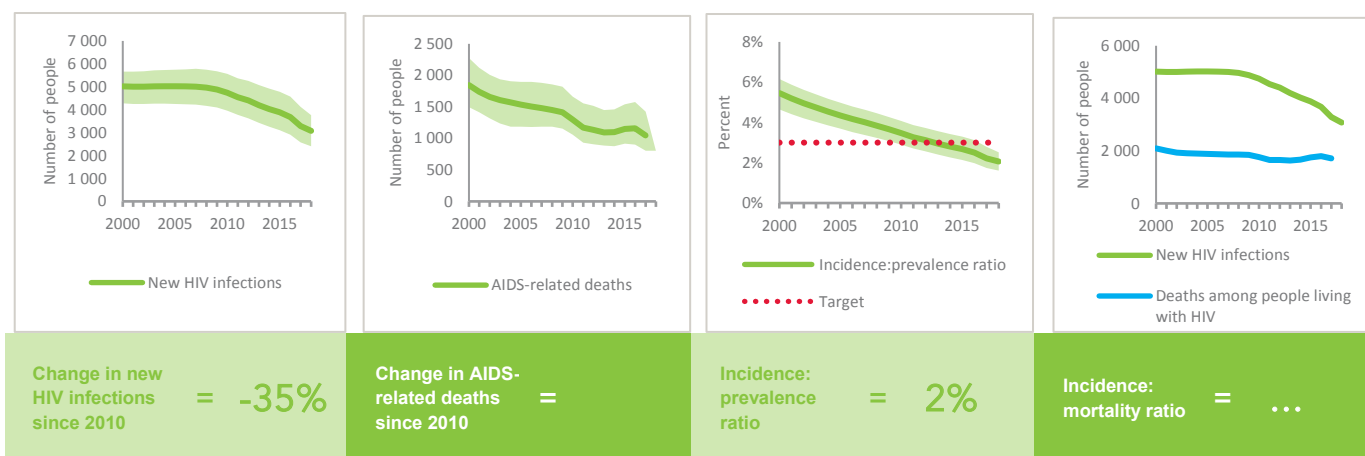
VIOLENCE

Proportion of ever-married or partnered women aged 15–49 years who experienced physical or sexual violence from a male intimate partner in the past 12 months

EXPENDITURES

	Financing sources					Total
	Domestic private	Domestic public	International: PEPFAR	International: Global Fund	International: all others	
Last available report: 2013	...	\$918 865 056	\$919 488 342

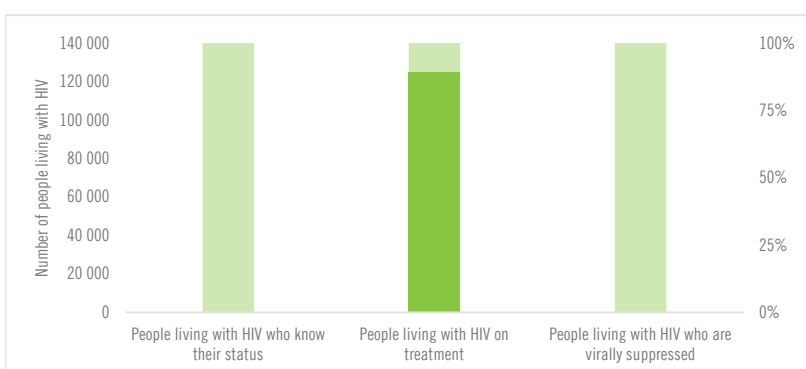
EPIDEMIC TRANSITION METRICS



KEY POPULATIONS

	Sex workers	Gay men and other men who have sex with men	People who inject drugs	Transgender people	Prisoners
Estimated size of population
HIV prevalence	2.0%	11.3%	5.4%
Know their HIV status	...	83.5%	97.6%
Antiretroviral therapy coverage	...	76.8%	91.2%
Condom use
Coverage of HIV prevention programmes
Avoidance of health care because of stigma and discrimination
Expenditures (0)

HIV TESTING AND TREATMENT CASCADE



	...	84% [73–94%] 125 000	...
All ages	...% [...–...%]	84% [73–94%] 125 000	...% [...–...%]
Children (0–14)	...% [...–...%]	...% [...–...%]% [...–...%]
Women (15+)	...% [...–...%]	84% [75–92%] 22 800	...% [...–...%]
Men (15+)	...% [...–...%]	84% [72–>95%] 102 000	...% [...–...%]

ELIMINATION OF MOTHER-TO-CHILD TRANSMISSION

	2010	2018
Percentage of pregnant women living with HIV accessing antiretroviral medicines	...% [...–...%]	...% [...–...%]
Early infant diagnosis	...% [...–...%]	...% [...–...%]

HIV COMORBIDITIES

Estimated number of incident tuberculosis cases among people living with HIV (2017)	370 [310–430]
People living with HIV who started TB preventive therapy (2017)	...
Cervical cancer screening of women living with HIV	...
People coinfecting with HIV and hepatitis B virus receiving combined treatment	...
People coinfecting with HIV and hepatitis C virus starting hepatitis C treatment	...

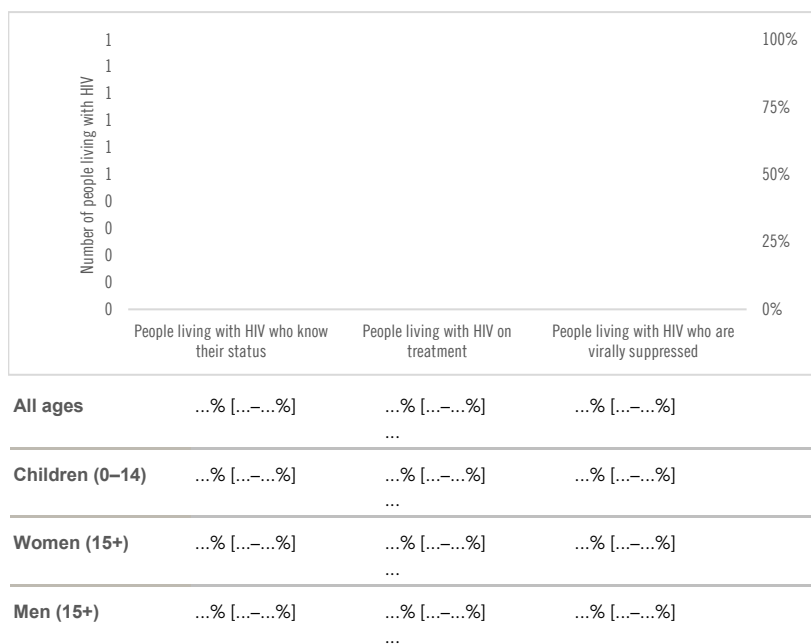
HIV PREVENTION

Adults aged 15+ years with unsuppressed viral load	...
Knowledge of HIV prevention among young people aged 15–24 years	...
— Women	...
— Men	...
Condom use at last sex with a non-marital, non-cohabiting partner	...
— Women	...
— Men	...
Women aged 15–49 years who have their demand for family planning satisfied by modern methods	...
Men aged 15–49 years who are circumcised	Not applicable
Voluntary medical male circumcisions performed according to national standards	Not applicable
People who received PrEP at least once during the reporting period	...
Harm reduction	...
— Use of sterile injecting equipment at last injection	...
— Needles and syringes distributed per person who injects (2015)	130
— Coverage of opioid substitution therapy (2015)	56%
— Naloxone available (2019)	...
— Safe injection rooms available (2019)	...

KEY POPULATIONS

	Sex workers	Gay men and other men who have sex with men	People who inject drugs	Transgender people	Prisoners
Estimated size of population
HIV prevalence	...	2.0%	0.4%	0.1%	...
Know their HIV status
Antiretroviral therapy coverage
Condom use
Coverage of HIV prevention programmes
Avoidance of health care because of stigma and discrimination
Expenditures (0)

HIV TESTING AND TREATMENT CASCADE



EXPENDITURES

	Financing sources					Total
	Domestic private	Domestic public	International: PEPFAR	International: Global Fund	International: all others	
Last available report:

HIV COMORBIDITIES

Estimated number of incident tuberculosis cases among people living with HIV (2017)	24 [14-38]
People living with HIV who started TB preventive therapy (2017)	...
Cervical cancer screening of women living with HIV	...
People coinfectd with HIV and hepatitis B virus receiving combined treatment	...
People coinfectd with HIV and hepatitis C virus starting hepatitis C treatment	...

HIV PREVENTION

Adults aged 15+ years with unsuppressed viral load	...
Knowledge of HIV prevention among young people aged 15-24 years	...
- Women	...
- Men	...
Condom use at last sex with a non-marital, non-cohabiting partner	...
- Women	...
- Men	...
Women aged 15-49 years who have their demand for family planning satisfied by modern methods	...
Men aged 15-49 years who are circumcised	Not applicable
Voluntary medical male circumcisions performed according to national standards	Not applicable
People who received PrEP at least once during the reporting period	...
Harm reduction	...
- Use of sterile injecting equipment at last injection	...
- Needles and syringes distributed per person who injects	...
- Coverage of opioid substitution therapy	...
- Naloxone available (2019)	...
- Safe injection rooms available (2019)	...

Note: HIV epidemiological estimates were not available at the time of publication.

LAWS AND POLICIES

Laws criminalizing the transmission of, non-disclosure of or exposure to HIV transmission ...

Criminalization of sex work among consenting adults ...

Criminalization of same-sex sexual acts Laws penalizing same-sex sexual acts have been decriminalized or never existed

Drug use or possession for personal use is an offence ...

Criminalization of transgender people ...

Laws or policies restricting the entry, stay and residence of people living with HIV No

Parental consent for adolescents to access HIV testing ...

Spousal consent for married women to access sexual and reproductive health services ...

Mandatory HIV testing for marriage, work or residence permits or for certain groups ...

STIGMA AND DISCRIMINATION

Percentage of women and men aged 15–49 years who report discriminatory attitudes towards people living with HIV

Percentage of people living with HIV denied health services because of their HIV status in the last 12 months

Percentage of people living with HIV who reported a health-care professional told others about their HIV status without their consent

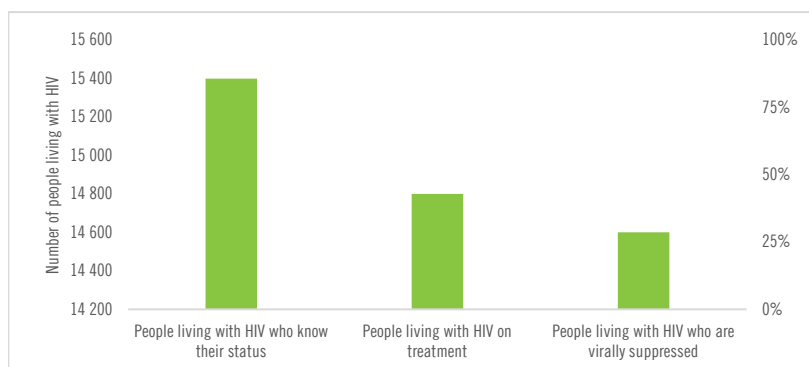
VIOLENCE

Proportion of ever-married or partnered women aged 15–49 years who experienced physical or sexual violence from a male intimate partner in the past 12 months

KEY POPULATIONS

	Sex workers	Gay men and other men who have sex with men	People who inject drugs	Transgender people	Prisoners
Estimated size of population
HIV prevalence	...	15.5%
Know their HIV status	...	91.0%
Antiretroviral therapy coverage	...	87.7%
Condom use	...	76.6%
Coverage of HIV prevention programmes
Avoidance of health care because of stigma and discrimination
Expenditures (0)

HIV TESTING AND TREATMENT CASCADE



	...% [...-...%]	...% [...-...%] 14 800	...% [...-...%]
All ages	...% [...-...%]	...% [...-...%] 14 800	...% [...-...%]
Children (0–14)	...% [...-...%]	...% [...-...%]% [...-...%]
Women (15+)	...% [...-...%]	...% [...-...%]% [...-...%]
Men (15+)	...% [...-...%]	...% [...-...%]% [...-...%]

EXPENDITURES

	Financing sources					Total
	Domestic private	Domestic public	International: PEPFAR	International: Global Fund	International: all others	
Last available report: 2016	...	\$7 179 990	\$7 179 990

HIV COMORBIDITIES

Estimated number of incident tuberculosis cases among people living with HIV (2017)	55 [32–85]
People living with HIV who started TB preventive therapy (2017)	...
Cervical cancer screening of women living with HIV	...
People coinfectd with HIV and hepatitis B virus receiving combined treatment	...
People coinfectd with HIV and hepatitis C virus starting hepatitis C treatment	...

HIV PREVENTION

Adults aged 15+ years with unsuppressed viral load	...
Knowledge of HIV prevention among young people aged 15–24 years	...
— Women	...
— Men	...
Condom use at last sex with a non-marital, non-cohabiting partner	...
— Women	...
— Men	...
Women aged 15–49 years who have their demand for family planning satisfied by modern methods	...
Men aged 15–49 years who are circumcised	Not applicable
Voluntary medical male circumcisions performed according to national standards	Not applicable
People who received PrEP at least once during the reporting period	...
Harm reduction	...
— Use of sterile injecting equipment at last injection	...
— Needles and syringes distributed per person who injects	...
— Coverage of opioid substitution therapy (2015)	67.7%
— Naloxone available (2019)	...
— Safe injection rooms available (2019)	...

Note: HIV epidemiological estimates were not available at the time of publication.

LAWS AND POLICIES

Laws criminalizing the transmission of, non-disclosure of or exposure to HIV transmission ...

Criminalization of sex work among consenting adults ...

Criminalization of same-sex sexual acts Laws penalizing same-sex sexual acts have been decriminalized or never existed

Drug use or possession for personal use is an offence ...

Criminalization of transgender people ...

Laws or policies restricting the entry, stay and residence of people living with HIV No

Parental consent for adolescents to access HIV testing ...

Spousal consent for married women to access sexual and reproductive health services ...

Mandatory HIV testing for marriage, work or residence permits or for certain groups ...

STIGMA AND DISCRIMINATION

Percentage of women and men aged 15–49 years who report discriminatory attitudes towards people living with HIV

Percentage of people living with HIV denied health services because of their HIV status in the last 12 months

Percentage of people living with HIV who reported a health-care professional told others about their HIV status without their consent

VIOLENCE

Proportion of ever-married or partnered women aged 15–49 years who experienced physical or sexual violence from a male intimate partner in the past 12 months

EPIDEMIC ESTIMATES

	2010	2015	2018
New HIV infections			
New HIV infections (all ages)	41 000 [38 000–44 000]	39 000 [36 000–42 000]	...
New HIV infections (0–14)	... [...-...]	... [...-...]	... [...-...]
New HIV infections (women, 15+)	... [...-...]	... [...-...]	... [...-...]
New HIV infections (men, 15+)	... [...-...]	... [...-...]	... [...-...]
HIV incidence per 1000 population	0.14 [0.12–0.15]	0.12 [0.11–0.13]	... [...-...]
AIDS-related deaths			
AIDS-related deaths (all ages)	... [...-...]	... [...-...]	... [...-...]
AIDS-related deaths (0–14)	... [...-...]	... [...-...]	... [...-...]
AIDS-related deaths (women, 15+)	... [...-...]	... [...-...]	... [...-...]
AIDS-related deaths (men, 15+)	... [...-...]	... [...-...]	... [...-...]
People living with HIV			
People living with HIV (all ages)	990 000 [880 000–1 100 000]	1 100 000 [1 000 000–1 200 000]	...
People living with HIV (0–14)	... [...-...]	... [...-...]	... [...-...]
People living with HIV (women, 15+)	... [...-...]	... [...-...]	... [...-...]
People living with HIV (men, 15+)	... [...-...]	... [...-...]	... [...-...]
HIV prevalence (15–49)	0.4 [0.3–0.5]	0.4 [0.3–0.5]	... [...-...]

LAWS AND POLICIES

Laws criminalizing the transmission of, non-disclosure of or exposure to HIV transmission	Yes
Criminalization of sex work among consenting adults	...
Criminalization of same-sex sexual acts	Laws penalizing same-sex sexual acts have been decriminalized or never existed
Drug use or possession for personal use is an offence	...
Criminalization of transgender people	...
Laws or policies restricting the entry, stay and residence of people living with HIV	No
Parental consent for adolescents to access HIV testing	...
Spousal consent for married women to access sexual and reproductive health services	...
Mandatory HIV testing for marriage, work or residence permits or for certain groups	...

STIGMA AND DISCRIMINATION

Percentage of women and men aged 15–49 years who report discriminatory attitudes towards people living with HIV

Percentage of people living with HIV denied health services because of their HIV status in the last 12 months

Percentage of people living with HIV who reported a health-care professional told others about their HIV status without their consent

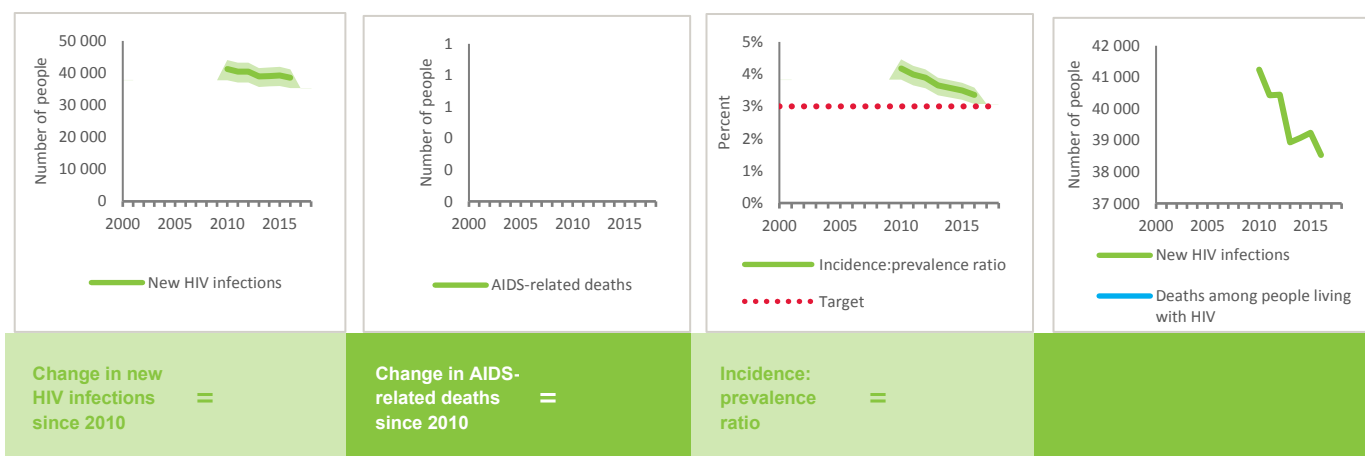
VIOLENCE

Proportion of ever-married or partnered women aged 15–49 years who experienced physical or sexual violence from a male intimate partner in the past 12 months

EXPENDITURES

	Financing sources					Total
	Domestic private	Domestic public	International: PEPFAR	International: Global Fund	International: all others	
Last available report:

EPIDEMIC TRANSITION METRICS



KEY POPULATIONS

	Sex workers	Gay men and other men who have sex with men	People who inject drugs	Transgender people	Prisoners
Estimated size of population	1 000 000	...
HIV prevalence	...	14.5%	3.6%	13.7%	...
Know their HIV status	...	83.6%	94.0%
Antiretroviral therapy coverage
Condom use	...	42.0%
Coverage of HIV prevention programmes
Avoidance of health care because of stigma and discrimination
Expenditures (0)

HIV TESTING AND TREATMENT CASCADE

	People living with HIV who know their status	People living with HIV on treatment	People living with HIV who are virally suppressed
All ages	...% [...-...%]	...% [...-...%]	...% [...-...%]
Children (0–14)	...% [...-...%]	...% [...-...%]	...% [...-...%]
Women (15+)	...% [...-...%]	...% [...-...%]	...% [...-...%]
Men (15+)	...% [...-...%]	...% [...-...%]	...% [...-...%]

ELIMINATION OF MOTHER-TO-CHILD TRANSMISSION

	2010	2018
Percentage of pregnant women living with HIV accessing antiretroviral medicines	...% [...-...%]	...% [...-...%]
Early infant diagnosis	...% [...-...%]	...% [...-...%]

HIV COMORBIDITIES

Estimated number of incident tuberculosis cases among people living with HIV (2017)	550 [470–640]
People living with HIV who started TB preventive therapy (2017)	...
Cervical cancer screening of women living with HIV	...
People coinfectd with HIV and hepatitis B virus receiving combined treatment	...
People coinfectd with HIV and hepatitis C virus starting hepatitis C treatment	...

HIV PREVENTION

Adults aged 15+ years with unsuppressed viral load	...
Knowledge of HIV prevention among young people aged 15–24 years	...
— Women	...
— Men	...
Condom use at last sex with a non-marital, non-cohabiting partner	...
— Women	...
— Men	...
Women aged 15–49 years who have their demand for family planning satisfied by modern methods	...
Men aged 15–49 years who are circumcised	Not applicable
Voluntary medical male circumcisions performed according to national standards	Not applicable
People who received PrEP at least once during the reporting period (2017)	33 273
Harm reduction	...
— Use of sterile injecting equipment at last injection (2014)	35%
— Needles and syringes distributed per person who injects	...
— Coverage of opioid substitution therapy	...
— Naloxone available (2019)	Yes
— Safe injection rooms available (2019)	...



ANNEX ON METHODS



PART I. METHODS FOR DERIVING UNAIDS HIV ESTIMATES

INTRODUCTION

UNAIDS annually provides revised global, regional and country-specific modelled estimates using the best available epidemiological and programmatic data to track the HIV epidemic. Modelled estimates are required because it is impossible to count the exact number of people living with HIV, people who are newly infected with HIV or people who have died from

AIDS-related causes in any country: doing so would require regularly testing every person for HIV and investigating all deaths, which is logistically impossible and ethically problematic. Modelled estimates—and the lower and upper bounds around these estimates—provide a scientifically appropriate way of describing HIV epidemic levels and trends.

PARTNERSHIPS IN DEVELOPING METHODS FOR UNAIDS ESTIMATES

Country teams use UNAIDS-supported software to develop estimates annually. The country teams are primarily comprised of demographers, epidemiologists, monitoring and evaluation specialists, and technical partners.

The software used to produce the estimates is Spectrum, which is developed by Avenir Health, and the Estimates and Projections Package, which is developed by the East–West Center.¹ The UNAIDS Reference Group on Estimates, Modelling and Projections provides technical guidance on the development of the HIV component of the software.²

1 More information on Avenir Health can be found at www.avenirhealth.org. The East–West Center website can be found at www.eastwestcenter.org.

2 For more on the UNAIDS Reference Group on Estimates, Modelling and Projections, please visit www.epidem.org.

A BRIEF DESCRIPTION OF METHODS USED BY UNAIDS TO CREATE ESTIMATES³

For countries where HIV transmission is high enough to sustain an epidemic in the general population, available epidemiological data typically consist of HIV prevalence results from pregnant women attending antenatal clinics and from nationally representative population-based surveys. Many countries have historically conducted HIV sentinel surveillance among women attending antenatal clinics, which requires collecting data from a selection of clinics for a few months every few years. More recently, a number of countries have stopped conducting sentinel surveillance among pregnant women and are now using the data from the routine HIV tests conducted when pregnant women attend antenatal clinics and are tested for HIV. These data avoid the need to conduct a separate surveillance effort, and they provide a complete set of data from all clinics across the country instead of samples from specific sites.

The trends from pregnant women at antenatal clinics, whether done through surveillance or routine data, can be used to inform estimates of national prevalence trends, whereas data from population-based surveys—which are conducted less frequently but have broader geographical coverage and also include men—are more useful for informing estimates of national HIV prevalence levels. Data from these surveys also contribute to estimating age- and sex-specific HIV prevalence and incidence levels and trends. For a few countries in sub-Saharan Africa that have not conducted population-based surveys, HIV prevalence levels are adjusted based on comparisons of antenatal clinic surveillance and population-based survey data from other countries in the region. HIV prevalence trends and numbers of people on antiretroviral therapy are then used to derive an estimate of HIV incidence trends.

Historically, countries with high HIV transmission have produced separate HIV prevalence and incidence trends for rural and urban areas when there are well-established geographical differences in prevalence. To better describe and account for further geographical heterogeneity, an increasing number of countries have produced subnational estimates (e.g., at the level of the province or state) that, in some cases, also account for rural and urban differences. These subnational or

rural–urban estimates and trends are then aggregated to obtain national estimates.

In the remaining countries, where HIV transmission occurs largely among key populations at higher risk of HIV and the epidemic can be described as low-level, the estimates are derived from either surveillance among key populations and the general, low-risk population, or from HIV case reporting data, depending on which data are most reliable in a particular country. In countries with high-quality HIV surveillance data among the key populations, the data from repeated HIV prevalence studies that are focused on key populations are used to derive national estimates and trends. Estimates of the size of key populations are increasingly derived empirically in each country; when studies are not available, they are derived based on regional values and consensus among experts. Other data sources—including HIV case reporting data, population-based surveys and surveillance among pregnant women—are used to estimate the HIV prevalence in the general, low-risk population. The HIV prevalence curves and numbers of people on antiretroviral therapy are then used to derive national HIV incidence trends.

For most countries in western and central Europe and North America—and many countries in Latin America, the Caribbean, and the Middle East and North Africa that have insufficient HIV surveillance or survey data, but that have robust disease reporting systems—HIV case reporting and AIDS-related mortality data from vital registration systems are directly used to inform trends and levels in national HIV prevalence and incidence. These methods also allow countries to take into account evidence of underreporting or reporting delays in HIV case report data, as well as the misclassification of deaths from AIDS-related causes.

In all countries where UNAIDS supports the development of estimates, assumptions about the effectiveness of HIV programme scale-up and patterns of HIV transmission and disease progression are used to obtain the following age- and sex-specific estimates of people living with HIV, people newly infected with HIV, people dying from AIDS-related illness and other important indicators (including treatment programme coverage statistics). These assumptions are based on

³ A full description of the methods used for the 2019 estimates is available in the July 2019 supplement of the journal AIDS.

systematic literature reviews and analyses of raw study data by scientific experts. Demographic population data, including fertility estimates, are derived from the United Nations Population Division's World Population Prospects 2017 data files.

Selected inputs into the model—including the number of people on antiretroviral therapy and the number of women accessing services for the prevention of mother-to-child transmission of HIV by type of regimen—are reviewed and validated in partnership with the United Nations Children's Fund (UNICEF), the World Health Organization (WHO), the Government of the United States of America, the Global Fund to Fight AIDS, Tuberculosis and Malaria, and other partners.

Final country-submitted files containing the modelled outputs are reviewed at UNAIDS to ensure that the results are comparable across regions and countries and over time.

In 2019, sub-national estimates were created and used by more than 25 countries for internal planning purposes. The methods for producing robust sub-national estimates varies by country and depends primarily on the availability of sub-national data. Four methods were used (Mathematical modelling, Model-based geo-statistics, small area estimation and direct estimates from prevalence surveys) to derive the sub-national estimates. The methods to generate robust sub-national estimates are still being refined.

UNCERTAINTY BOUNDS AROUND UNAIDS ESTIMATES

The estimation software calculates uncertainty bounds around each estimate. These bounds define the range within which the true value lies (if it can be measured). Narrow bounds indicate that an estimate is precise, while wide bounds indicate greater uncertainty regarding the estimate.

In countries using HIV surveillance data, the quantity and source of the data available partly determine the precision of the estimates: countries with more HIV surveillance data have smaller ranges than countries with less surveillance data or smaller sample sizes. Countries in which a national population-based survey has been conducted generally have smaller ranges around estimates than countries where such surveys have not been conducted. Countries producing subnational estimates at the provincial level have wider ranges. In countries using HIV case reporting and AIDS-related mortality data, the number of years of data and the magnitude of the cases reported or AIDS-related

deaths observed will contribute to determining the precision of the estimate.

The assumptions required to arrive at the estimate also contribute to the extent of the ranges around the estimates: in brief, the more assumptions, the wider the uncertainty range, since each assumption introduces additional uncertainties. For example, the ranges around the estimates of adult HIV prevalence are smaller than those around the estimates of HIV incidence among children, which require additional data on prevalence among pregnant women and the probability of mother-to-child HIV transmission that have their own additional uncertainty.

UNAIDS is confident that the actual numbers of people living with HIV, people who are newly infected with HIV or people who have died from AIDS-related causes lie within the reported ranges. Over time, more and better data from countries will steadily reduce uncertainty.

IMPROVEMENTS INCLUDED IN THE 2019 UNAIDS ESTIMATES MODEL

Country teams create new Spectrum files every year. The files may differ from one year to the next for two reasons. First, new surveillance and programme data are entered into the model; this can change HIV prevalence and incidence trends over time or antiretroviral therapy coverage rates, including for past years. Second, improvements are incorporated into the model based on the latest available science and statistical methods, which leads to the creation of more accurate trends in

HIV incidence. Due to these improvements to the model and the addition of new data to create the estimates, the results from previous years cannot be compared with the results from this year. A full historical set of estimates are created each year, however, enabling a description of trends over time.

Between the 2018 estimates and the 2019 estimates, the following changes were applied to the model

under the guidance of the UNAIDS Reference Group on Estimates, Modelling and Projections and based on the latest scientific evidence.

New incidence estimation model for generalized epidemics

In 2019, a new model (R-hybrid) was introduced that uses an improved function to estimate the rate of HIV infection during different phases of the HIV epidemic. For estimating infections early in the epidemic, when data were relatively sparse, the new model has a simple structure that follows the consistent pattern across countries of exponential growth, peak and decline. For more recent years the model has more flexibility to follow the increased amount of data to shape the trends in new infections. This new model improves the fit to existing prevalence data, especially for recent routine testing data from antenatal clinics.

The previous incidence estimation model used in generalized epidemics assumed HIV prevalence stabilized at the last observed value. The impact of adopting the R-hybrid model will be minimal in countries with substantial historical surveillance data and recent surveys, but in countries with few data points early in the epidemic or in recent years, the R-hybrid model should improve the fit to available data.

Mortality among people not receiving treatment

Assumptions of the risk of mortality among people not receiving treatment were reduced based on high quality vital registration data where fewer AIDS-related deaths among the untreated HIV positive adults were recorded than predicted by Spectrum.

The impact of this change is lower mortality rates among people not receiving treatment and fewer AIDS-related deaths overall.

Mortality among people receiving antiretroviral therapy

Previously, the model assumed that mortality rates following antiretroviral therapy initiation are constant over time, conditional on age, sex, baseline CD4 count and duration on treatment. However, recent studies have shown that these rates have declined over time,

even after controlling for temporal changes in baseline CD4 count and treatment duration. A temporal reduction in mortality was included in the model as estimated from the leDEA cohort data.

leDEA data were also reanalysed for Latin America, North America, and Asia and the Pacific with improved assumptions about mortality among those lost to follow-up. This resulted in substantially lower mortality rates than previously estimated. In countries with high-quality mortality data, on- and off-treatment mortality were adjusted to match AIDS-related deaths. An option to specify allocation of treatment disproportionately to either those with low CD4 counts or according to eligibility criteria was introduced to better match the low number of AIDS-related mortality data observed in western and central Europe.

Fertility among women living with HIV

The 2019 Spectrum model included updated parameters about the fertility of women living with HIV who were not receiving antiretroviral therapy. The new parameters led to higher fertility among women living with HIV early in the epidemic, before treatment was provided to HIV-positive pregnant women. This adjustment increased historical estimates of children living with HIV.

In the 2019 model, HIV prevalence data from routine testing among pregnant women at antenatal clinics were used to calibrate the estimated births to women living with HIV. This increased the estimates in some countries and decreased the values in others. There is still some work to be done to ensure the country programme data used for this calibration are robust.

Breastfeeding among women living with HIV

New analysis of survey data done in early 2019 found that women who were living with HIV before widespread HIV testing and treatment had shorter breastfeeding duration. The model previously assumed that women who did not know their HIV status had similar breastfeeding patterns as women who were HIV-negative.

In 2019, eight high-burden countries in eastern southern Africa with household surveys from the early 2000s adjusted the breastfeeding duration among

undiagnosed women living with HIV to reflect the new analysis. The impact of this change is reduced mother-to-child transmission during breastfeeding.

Probability of mother-to-child transmission

Analysis conducted for the UNAIDS Reference Group on Estimates, Modelling and Projections found minor updated transmission probabilities based on the latest published literature about the impact of different antiretroviral regimens on mother-to-child transmission. This had minimal impact on the child HIV estimates.

Updated age at initiation of antiretroviral therapy for children

The average age of children starting antiretroviral therapy has changed over the years as children are diagnosed earlier. Data from the IeDEA and CIPHER networks provide data on the average age of children starting antiretroviral therapy in multiple regions around the world. These data are available for each calendar year from 2002 through 2016. The most recent update of these data suggested an increase in the proportion of children under two years of age starting on treatment and a small reduction to the proportion of children older than 10 years of age starting on treatment. This has a small impact on both the number of children living with HIV and on AIDS-related deaths among children.

Retention on treatment of pregnant women

Many countries do not have robust data available on the retention of women on treatment during pregnancy. An analysis conducted for the UNAIDS Reference Group on Estimates, Modelling and Projections suggested that at the time of delivery, only 80% of women were retained on treatment. This estimate was used as a default value for women already on treatment before the pregnancy and for those women who started treatment during the pregnancy. Most of the high-burden countries in eastern and southern Africa updated this assumption to reflect available data. Previously, the default assumption was that 75% of women were retained on treatment at delivery before the pregnancy.

Changes to case surveillance and vital registration model

The age range of requested model inputs of new diagnoses, CD4 count at diagnosis and AIDS-related mortality was changed from all ages to 15 years and older. It was recommended that AIDS-related death estimates (adjusted for incomplete reporting and misclassification) rather than raw AIDS-related deaths from the vital registration system be used in the fitting process. A new function was added to estimate new diagnosis based on age, sex and year. Also, a new r-logistic fitting approach was added. Complementing this new model is another function that provides the user with the ability to determine which model best fits the inputs.

Surveillance data entered into the model

In 2018, Nigeria conducted a large household survey to improve the precision of the estimate of HIV prevalence in the country. The Nigeria AIDS Indicator and Impact Survey (NAIIS) found lower HIV prevalence than previous household surveys. The new survey estimates were included in the Nigeria Spectrum models and previous survey data were removed, resulting in a shift in HIV prevalence to a lower level over the full history of the epidemic. This change also shifted the estimated prevalence in western and central Africa to slightly lower levels.

At the global level, trends in new HIV infections, AIDS-related deaths and people living with HIV are similar to previous estimates, although there are shifts within regions. The number of AIDS-related deaths has shifted downward in all regions due to changes in the models. New HIV infections are slightly flatter than estimated in 2018 in Asia and the Pacific and in eastern Europe and central Asia. Lower estimates of people living with HIV in western and central Africa were offset by higher estimates in Asia and the Pacific.

More detailed information on revisions to the 2019 model and Spectrum generally can be found at www.epidem.org.

PUBLICATION OF COUNTRY-SPECIFIC ESTIMATES

UNAIDS aims to publish estimates for all countries with populations of 250 000 or more (according to the United Nations Population Division 2017 World Population Prospects). For the countries with populations of 250 000 or more that did not submit estimates, UNAIDS developed estimates using the Spectrum software based on published or otherwise available information. These estimates contributed to regional and global totals but were not published as country-specific estimates.

In countries with low-level epidemics, the number of pregnant women living with HIV is difficult to estimate. Many women living with HIV in these countries are sex workers or people who use drugs—or they are the sexual partners of people who use drugs or gay men and other men who have sex with men—making them likely to have different fertility levels than the general population. UNAIDS does not present estimates of mother-to-child HIV transmission, including estimates related to children in some countries that have concentrated epidemics, unless adequate data are available to validate these estimates. UNAIDS also does not publish estimates related to children for countries where the estimated number of pregnant women living with HIV is less than 50.

With regard to reporting incidence trends, if there are not enough historical data to state with confidence whether a decline in incidence has occurred, UNAIDS will only publish data for the most recent year. This is done to prevent users from making inaccurate inferences about trends. Specifically, incidence trends are not published if there are fewer than four data points for the key population or if there have been no data for the past four years for countries using repeated survey or routine testing data. Trends prior to 2000 are not published for countries using case surveillance models if there are no early case surveillance or mortality data available.

Finally, UNAIDS does not publish country estimates when further data or analyses are needed to produce justifiable estimates. More information on the UNAIDS estimates and the individual Spectrum files for most countries can be found in the UNAIDS website. Data from the estimates can be found in the AIDSinfo section of the UNAIDS website (<http://aidsinfo.unaids.org>). ■

PART 2.

METHODS FOR

DERIVING THE

90–90–90 TARGETS

INTRODUCTION

Since 2015, UNAIDS has reported estimates of global, regional and country-specific progress against the 90–90–90 targets. Progress toward these targets is monitored using three basic indicators:

- ▶ Indicator 1 (the first 90): The percentage of people living with HIV who know their HIV status.
- ▶ Indicator 2 (the second 90): The percentage of people living with HIV who know their status and are accessing treatment.

- ▶ Indicator 3 (the third 90): The percentage of people living with HIV on treatment who have suppressed viral loads.

Indicators 2 and 3 can also be expressed as a percentage of all people living with HIV. When numbers or coverage of the treatment target are expressed relative to the total number of people living with HIV, this is called “the HIV testing and treatment cascade.”—therapy Annual estimates of antiretroviral therapy coverage among people living with HIV are available from the time when treatment was first introduced in countries.

DATA SOURCES FOR CONSTRUCTING COUNTRY MEASURES

Country-level progress against the 90–90–90 targets was constructed using reported data from Spectrum, the Global AIDS Monitoring tool and (for selected countries in western and central Europe) the Dublin Declaration monitoring process. Estimates are published for all people and separately, by sex, for children (0 to 14 years) and for adults (15 years and older). Upper and lower ranges of uncertainty for country-level estimates were calculated from the range of estimated numbers of people living with HIV. This range may not fully capture uncertainty in the reported estimates.

A description of the target-related indicators that countries report against is provided in the UNAIDS 2019 Global AIDS Monitoring guidelines (1). Data sources are also briefly described. A summary of the number of countries that are publicly reporting on each measure is provided in Table 18.1, organized by region.

The final set of country measures of progress against the 90–90–90 targets for 2015 through 2018 are available at <http://aidsinfo.unaids.org>. Not all countries were able to report against all three prongs of the 90–90–90 targets: complete treatment cascades are published for 60 countries in 2018, up from 23 in 2015.

Estimates of people living with HIV

All progress measures in this report are based on UNAIDS global, regional and country-specific modelled estimates from Spectrum of the numbers of people living with HIV. Estimates of people living with HIV in 2018 were available for 170 of 193 countries and territories and published for 137. Estimates of people living with HIV are developed for all countries with populations above 250 000.

More details about how UNAIDS derives estimates and uncertainty bounds around the number of people living with HIV can be found in Part 1 of this annex. Published country estimates of people living with HIV (available <http://aidsinfo.unaids.org>) represent 79% of the total global estimated number of people living with HIV in 2018.

Knowledge of HIV status among people living with HIV

Estimates of the number of people living with HIV who know their status were derived using the most recent HIV surveillance, programme data and nationally representative population-based survey data, and from modelled 2018 estimates for 102 countries. Where data were available separately for children (aged 0–14 years) and adults (aged 15 years and older, by sex), the age- and sex-specific measures were first calculated and then aggregated to produce a national measure.

For 74 countries in 2018—primarily outside of eastern and southern Africa and western and central Africa—the number of people living with HIV who knew their HIV status is based on HIV surveillance case notification data, programme registers or modelled estimates derived from case surveillance data. If the estimate from these sources was lower than the number of people accessing antiretroviral therapy, the reported value was excluded. For countries using HIV surveillance or programme data, a country should have included this measure only if the HIV surveillance system had been functioning since at least 2013 and people who have died, emigrated or who otherwise have been lost to follow-up are removed.

Although HIV surveillance systems, including those based on programme registers, can be a reasonably robust source of data to estimate the number of people living with HIV who know their status, biases in the reported numbers may still exist. For example, a country's measure of the knowledge of status may be underestimated if not all people diagnosed are reported to the surveillance system in a timely manner;

the measure also may be overestimated if people are reported to the system or included on a register more than once and these duplicates are not detected. Similarly, if people die or emigrate but are not removed from the system, the number of people living with HIV who are reported to know their HIV status also will be overstated.

For 28 countries in eastern and southern Africa and western and central Africa, estimates of the numbers of people living with HIV who knew their status were derived using a new UNAIDS-supported mathematical model called the First 90 model. This model uses population-based survey and HIV testing service program data—together with country-specific HIV epidemic parameters from the standard UNAIDS Spectrum model—to produce outputs of knowledge of HIV status for adults, by sex. More details on the modelling approach are available in a forthcoming article (currently in press) (2).

Knowledge of HIV status from the First 90 model for eastern and southern Africa and western and central Africa has a number of strengths compared with UNAIDS' previously recommended approach to estimating knowledge of status relying on population survey data and programme treatment coverage data. Most importantly, the new model differentiates in the population survey data those who are aware of their HIV status and those who likely seroconverted after their last HIV-negative test based on national incidence trends. This approach constrains the upper bound of the proportion of people living with HIV ever tested in the survey who likely knew their HIV status at the time of the survey, thus producing a more accurate estimate of the first 90. Results of the proportion of people who know their HIV status from the model are also available by sex, assuming male-to-female testing ratios have remained relatively constant over time. Estimates of knowledge of status by sex for adults are also available since 2010.

An important model limitation, similar to the previously recommended approach, is that caution should be used in interpreting results when the last population-based survey was conducted more than five years ago or if there are concerns about the accuracy of self-reported testing history in the survey. Model results also are only for those aged 15 years and older. UNAIDS continues to recommend that countries conservatively estimate knowledge of status among children as the proportion of children living with HIV on treatment (unless other information from case surveillance data are available). Additional strengths and limitations of the model are described in the forthcoming article referenced earlier in this section.

People accessing antiretroviral therapy

Global and regional measures of antiretroviral therapy numbers are abstracted from country-reported programme data through the UNAIDS-supported Spectrum software, the Global AIDS Monitoring reporting tool, and the Dublin Declaration reporting process. In 2018, 143 countries had publicly available estimates of the number of people on treatment, representing 85% of all people on treatment. For the small number of countries where reported numbers of people on treatment are not available in selected years—primarily in western and central Europe and North America, and in China, India and the Russian Federation—estimates of the number of people on treatment are developed either in consultation with the public health agency responsible for monitoring the national treatment programme or based on published sources.

In partnership with UNICEF, WHO, the Government of the United States, the Global Fund and other partners that support treatment service delivery in countries, UNAIDS annually reviews and validates treatment numbers reported by countries through Global AIDS Monitoring and Spectrum. UNAIDS staff also provide technical assistance and training to country public health and clinical officers to ensure the quality of the treatment data reported. Nevertheless, this measure may overestimate the number of people on treatment if people who transfer from one facility to another are reported by both facilities. Similarly, coverage may be overestimated if people who have died, disengaged from care or emigrated are not identified and removed from treatment registries. Treatment numbers also may be underestimated if not all clinics report the numbers on treatment completely or in a timely manner.

In 2016, UNAIDS completed a triangulation of data to verify the UNAIDS global estimate of people accessing antiretroviral therapy at the end of 2015. Since early 2017, UNAIDS and other international partners have supported more than 15 countries, primarily in sub-Saharan Africa, to verify that the number of people reported to be currently on treatment is accurate. For more details about how confident UNAIDS is in reported treatment numbers, please see *How many people living with HIV access treatment?*⁴

People who have achieved viral suppression

Progress towards the viral suppression target among people on treatment and as a proportion of all people living with HIV was derived from data reported in Spectrum and through the online Global AIDS Monitoring reporting tool and the Dublin Declaration reporting process. For the purposes of reporting, the threshold for suppression is a viral load of less than 1000 copies per ml, although some countries may set lower thresholds or require persons to achieve an undetectable viral load. This guidance also specifies only a person's last test result from the reporting year be submitted, so the reported number suppressed among those tested should represent people and not tests performed.

UNAIDS 2019 Global AIDS Monitoring guidelines were revised from those of 2018 to clarify that countries should report viral load suppression outcomes, regardless of testing coverage. However, viral load testing results will only be published in countries where access to testing is for all or nearly all (>90%) people on treatment or nationally representative (typically 50–90% testing coverage). Table 1 shows the increase in the number of countries able to report on viral load suppression compared to previous years. In 2015, only 26 countries had reliable estimates; in 2018, there were 76 countries with reported data.

For countries with nationally representative but not universally accessible access to treatment, the estimate of viral suppression among those tested (i.e., the third 90) was multiplied by the number of people on treatment to obtain overall viral suppression levels in the country. Countries where testing coverage was 90% or higher reported only the number suppressed among all people on treatment.

A number of challenges exist in using country-reported data to monitor the viral load suppression target. First, routine viral load testing may not be offered at all treatment facilities, and those facilities that do offer it may not be representative of the care available at facilities without viral load testing. By assuming that the percentage of people suppressed among those accessing viral load testing is representative of all people on treatment countries that do not have complete access to testing, the measure may be overestimated or underestimated (depending on the characteristics of the reporting clinics).

4 The document is available at <http://www.unaids.org/en/resources/documents/2016/how-many-people-living-with-HIV-access-treatment>.

TABLE 18.1 Data availability for constructing UNAIDS measures of progress against the 90–90–90 treatment targets

		Asia and the Pacific	Caribbean	Eastern Europe and central Asia	Eastern and southern Africa	Latin America	Middle East and North Africa	Western and central Africa	Western and central Europe and North America	Global
Number of countries		38	16	16	21	17	20	25	40	193
Number of countries in UNAIDS global estimates		28	10	16	20	17	19	24	36	170
Number of countries with publicly available data on estimates of people living with HIV	2015	20	9	12	20	16	15	24	23	139
	2016	20	9	12	20	16	15	24	24	140
	2017	20	9	12	20	16	15	24	23	139
	2018	20	9	12	20	16	15	24	21	137
Number of countries with publicly available data on knowledge of HIV status	2015	8	6	7	20	6	6	18	9	80
	2016	9	6	8	20	8	6	18	18	93
	2017	12	7	9	20	8	6	18	18	98
	2018	15	6	12	20	9	9	18	13	102
Number of countries with publicly available data on treatment	2015	20	9	13	20	16	15	24	21	138
	2016	20	9	13	20	16	15	24	23	140
	2017	21	9	13	20	16	15	24	24	142
	2018	22	9	14	20	16	17	24	21	143
Number of countries with publicly available data on people with suppressed viral load	2015	5	0	5	3	4	4	1	4	26
	2016	5	2	5	8	7	4	1	13	45
	2017	7	4	8	7	8	6	3	12	55
	2018	9	7	11	13	11	9	6	10	76

Source: UNAIDS special analysis, 2019.

Another challenge in measuring the accuracy of viral load suppression estimates is that UNAIDS guidance requests routine (i.e., annual) viral load testing results only for people who are on treatment and eligible for testing. If people newly initiated on treatment achieve viral suppression but have not yet been offered viral load testing, they will be incorrectly counted as not suppressed, and the resulting viral suppression estimate will be understated. UNAIDS also requests countries to only report results from routine viral load testing: if countries report test results primarily

performed because of suspected treatment failure, the number of people virally suppressed in these countries will be underestimated. UNAIDS validates country submissions for quality, but it is not always possible to identify cases where both routine and other types of testing are occurring. Finally, UNAIDS guidance recommends reporting viral load test results only for people on antiretroviral therapy; persons who are not on treatment and naturally suppress the virus will not be included in this measure.

METHODS FOR CONSTRUCTION THE 90–90–90 TREATMENT TARGET AT THE REGIONAL AND GLOBAL LEVELS

All programme data submitted to UNAIDS were validated by UNAIDS and its partners prior to publication. Country-submitted data that did not meet the required validation checks for quality either at the indicator level or across the treatment cascade were not included in the composite regional or global measures.

To estimate regional and global progress against the 90–90–90 targets, UNAIDS imputed missing country data for the first and third 90 targets using a Bayesian hierarchical model with uncertainty based on regional trends, sex differences and country-specific data for those countries reporting data for some but not all years. Additional details on the modelling approach are available in a forthcoming article (4). The proportion of data on knowledge of status and viral load suppression that was imputed by region from 2015 to 2018 are shown in Table 18.2.

Due to large differences in the proportion of people virally suppressed in western and central Europe and the United States for the years in which data were available, sub-regional estimates for North America and western and central Europe were separately calculated and then combined to estimate the western and central Europe and North America regional results at large. Upper and lower ranges of uncertainty around the global and regional estimates of the HIV testing and treatment cascade are provided that reflect uncertainty in the number of people living with HIV and uncertainty (from missing country data) in the number of people who know their HIV status and the number of people who are virally suppressed. Based on reports from data quality reviews prior to 2017, uncertainty from possible overreporting or underreporting of treatment numbers of 0.88 and 1.04 for the lower and upper bounds, respectively, was added to the bounds of treatment

coverage among people living with HIV and the second and third 90s. Upper and lower ranges of uncertainty for the 90s do not capture uncertainty in the reported or missing programme data on the numbers of people who know their HIV status or the number of people on treatment who are virally suppressed.

As in previous years, results of global and regional progress towards the 90–90–90 treatment target presented in this report supersede all previously published estimates. The new approach to modelling the global and regional estimates of the first and third 90s builds on the previous UNAIDS approach, which was to calculate missing -data for countries using the ratio of knowledge of status and treatment for the first 90 and the ratio of the number of people suppressed among those on treatment in the region for countries where data were available. One of the benefits of the new approach is that it can use reported data when they are available to estimate trends in and across the region. Also, it is now possible to measure progress separately among adults by sex.

As with the previous approach, one primary drawback to the model is that it is difficult to quantify the extent to which progress in countries that reported data to UNAIDS is similar to that of countries without data in the region. This is particularly true for viral load suppression estimates, where reported data in some regions—especially in 2015 and 2016—are limited. For example, no countries in the Caribbean in 2015 were able to meet the threshold coverage of 50% testing coverage for reporting estimates of viral load suppression. In Asia and the Pacific, national-level estimates of viral load suppression are not available in any year for India and prior to 2018 for China. As access to viral load testing improves over time, the accuracy of the estimates of the third 90 will improve. ■

TABLE 18.2 Proportion of imputed data used to estimate the regional and global measures of the percentage of people living with HIV who know their HIV status and the percentage of people living with HIV on treatment who are virally suppressed

	Estimates of people living with HIV where knowledge of status is imputed (%)				People living with HIV on treatment where viral suppression is imputed (%)			
	2015	2016	2017	2018	2015	2016	2017	2018
Asia and the Pacific	12	8	10	51	83	84	85	56
Caribbean	7	5	5	18	100	96	63	51
Eastern Europe and central Asia	65	69	68	5	77	76	75	4
Eastern and southern Africa	0	0	0	0	58	33	46	21
Latin America	24	21	20	22	33	29	28	28
Middle East and North Africa	21	25	19	28	63	63	46	37
Western and central Africa	2	2	0	2	99	99	98	47
Western and central Europe and North America	29	4	82	95	33	6	87	98
Global	8	6	10	15	62	46	60	35

Source: UNAIDS special analysis, 2019.

PART 3.

DATA ON KEY POPULATIONS

DISTRIBUTION OF NEW HIV INFECTIONS BY SUBPOPULATION

The distribution of new HIV infections among subpopulations globally and by region was estimated based on data for 177 countries using five data sources.

For countries that model their HIV epidemic based on data from subpopulations, including key populations, the numbers of new infections were extracted from Spectrum 2019 files. This source provided data for sex workers from 59 countries, for people who inject drugs from 37 countries, for gay men and other men who have sex with men from 61 countries, and for transgender people from 19 countries (all of which were located in Latin America, the Caribbean and Asia and the Pacific). Additionally, 22 countries (mostly from Asia and the Pacific) had data from clients of sex workers.

The second source was mode of transmission studies conducted in countries between 2006 and 2012. The proportions of new infections estimated for each subpopulation, calculated by modes of transmission analyses, were multiplied by the number of total new gender-specific adult infections (among those aged 15–49 years) to derive an estimated number of new infections by subpopulation. This source provided data for sex workers from 18 countries, for people who inject drugs from 25 countries, and for gay men and other men who have sex with men from 22 countries.

New HIV infections for European countries with neither of the aforementioned data sources were derived from the European Centre for Disease Prevention and

Control (ECDC) and WHO Regional Office for Europe HIV/AIDS surveillance in Europe 2017–2018 data (4). The proportions of new diagnoses for each region in Europe (western, central and eastern) were applied to UNAIDS estimates of new infections in each country for people who inject drugs, gay men and other men who have sex with men, and transgender people. Data for sex workers were not available from the ECDC report. New HIV infections in China, India, the Russian Federation and the United States were taken from the most recent available national reports of new diagnoses.

New HIV infections among countries without a direct data source were calculated from regional benchmarks. The benchmarks were set by the median proportion of new infections in the specific subpopulation in all available countries in the same region. The majority of these countries were located in sub-Saharan Africa. There were 112 countries that used benchmark values for the sex work estimate, 92 countries for the people who inject drugs estimate, 69 countries for the gay men and other men who have sex with men estimate, and 82 countries for the transgender people estimate.

The calculated proportions of infections for each key population include the sex partners of members of key populations. New infections among sex partners of key populations were estimated using the number of sex partners and transmission probabilities from the literature.

QUALITY OF POPULATION SIZE ESTIMATES

The regional sections of this report include tables on the estimated size of key populations. These data are based on values reported through Global AIDS Monitoring in 2018. A comprehensive review of the data was conducted during this reporting round and therefore estimates should not be compared with data presented in previous UNAIDS' reports. As a result of this process, the estimates reported can be categorized as follows:

- ▶ “National population size estimate” refers to estimates that are empirically derived using one of the following methods: multiplier, capture-recapture, mapping/enumeration, network scale up method (NSUM) or population-based survey, or respondent driven sampling–successive sampling (RDS-SS). Estimates had to be national or a combination of multiple sites with a clear approach to extrapolating to a national estimate.
- ▶ “Local population size estimate” refers to estimates that are empirically derived using one of the before mentioned methods but only for a subnational group of sites that are insufficient for national extrapolation.
- ▶ “Insufficient data” refers either to estimates derived from: expert opinions, Delphi, wisdom of crowds, programmatic results or registry, regional benchmarks or unknown methods or estimates derived prior to 2010. Estimates may or may not be national. ■

REFERENCES

1. Global AIDS monitoring 2019: indicators for monitoring the 2016 United Nations Political Declaration on HIV and AIDS. Geneva: UNAIDS; 2017 (https://www.unaids.org/sites/default/files/media_asset/global-aids-monitoring_en.pdf, accessed 7 July 2019).
2. Maheu-Giroux M, Marsh K, Doyle C, Godin A, Delauney CL, Johnson LF et al. National HIV testing and diagnosis coverage in sub-Saharan Africa: a new modeling tool for estimating the “first 90” from program and survey data. AIDS. 2019. [in press]
3. Johnston LG, Sabin ML, Prybylski D, Sabin K, McFarland W, Baral S et al. Policy and practice: the importance of assessing self-reported HIV status in bio-behavioural surveys. Bull World Health Organ. 2016;94:605-12.
4. HIV infection and AIDS. Annual epidemiological report for 2017. Stockholm: European Centre for Disease Prevention and Control (ECDC); 2019 (https://ecdc.europa.eu/sites/portal/files/documents/AER_for_2017-hiv-infection-aids_1.pdf, accessed 7 July 2019).

Copyright: © 2019

Joint United Nations Programme on HIV/AIDS (UNAIDS)

All rights reserved.

The designations employed and the presentation of the material in this publication do not imply the expression of any opinion whatsoever on the part of UNAIDS concerning the legal status of any country, territory, city or area or of its authorities, or concerning the delimitation of its frontiers or boundaries. UNAIDS does not warrant that the information published in this publication is complete and correct and shall not be liable for any damages incurred as a result of its use.

UNAIDS/JC2959E



UNAIDS
Joint United Nations
Programme on HIV/AIDS

20 Avenue Appia
1211 Geneva 27
Switzerland

+41 22 791 3666

unaids.org