


Android 360° Assessment Programme

Q4 2021



Effitas is a world-leading, independent IT security efficacy testing & assurance company. We are trusted by antimalware vendors across the world.

MANAGEMENT TEAM:

Chris Pickard, Chief Executive Officer
Norbert Biro, Chief Technical Officer

WEBSITE:

www.mrg-effitas.com

TEL:

+44 (0)20 3290 0447

EMAIL:

contact@mrg-effitas.com

TWITTER:

@mrgeffitas

Contents

Introduction	3
Our Mission.....	4
Tests Applied.....	5
Testing Methodology	5
False Positive Tests	6
Samples	6
Malicious In-the-wild Samples.....	6
Simulator samples	7
False positive samples	9
Security Applications Tested.....	9
Test Results.....	10
Overall non-PUA Detection.....	10
PUA Detection.....	11
Trojan Detection	12
Banking Detection	13
SMS Detection	14
Spyware Detection	15
Simulator Detection.....	16
False positive tests	17
Summary.....	17
Conclusions	17

Introduction

MRG Effitas is an independent IT security research company, with a heavy focus on applied malware analysis. Besides conventional AV efficacy testing and providing samples to other players in the AV field, we regularly test APT detection appliances and enterprise grade IT security products, simulating realistic attack scenarios.

Android devices are used by over 2.3 billion people around the globe. As the overall platform philosophy allows an easy-to-opt in platform with no mandated central application distribution platform, Android-based malware has been on a constant rise since the early Gingerbread days. As a result, the market for Android AVs is heaving with applications that promise loud taglines with '100% security'. A quick search on the Play Store for Antivirus products reveals literally hundreds of results – our test aims to help user decisions with a complex test regime with both in-the-wild and artificially crafted simulator samples and results that reflect the real-life efficacy of our test participants.



Our Mission

In providing quarterly certifications, the MRG Effitas 360 Programme is the de facto standard by which security vendors, financial institutions and other corporations can attain the most rigorous and accurate determination of a product's efficacy against current financial malware attacks.

We test over twelve months beginning in Quarter 2 and ending in Quarter 1, at which point (or shortly after) we publish our results. As with all our certification testing, we work with vendors, offering feedback and helping them to improve their product as we go.

Products that pass all tests during a quarter will receive the MRG Effitas certification for Android Efficacy Protection.

More information about the compliance status of this test can be found on the AMTSO website.

<https://www.amtso.org/AMTSO-LS1-TP044>

Tests Applied

MRG Effitas performed an in-depth test of several Android AV applications. The level of protection provided was measured in real-life scenarios with in-the-wild pieces of malware as well as some benign samples to map the shortcomings of the applied detection mechanisms. This report summarises the results of our efficacy tests.

Testing took place on Android 8.0.0 Genymotion emulator images in December 2021 and January 2022, covering a significant portion of user devices on the market. To ensure maximum compatibility for samples that contain native ARM code, the ARM Translation package has also been installed on emulator images. In cases where ARM native libraries have been extensively used and the AV application could not be installed or properly run on an x86 emulator, we opted for stock Nexus 5x devices with Android 8.0.0. To ensure the cleanliness of the testing process, the Play Protect feature has been disabled.

Testing Methodology

Testing methods in earlier iterations of the 360 Android suite involved two independent test types: Early Tests, where samples were checked on the SD card, and Install Tests, which involved an actual installation of the sample.

As of Q4 2021, the standard approach has been changed to reflect a more grounded and realistic take on what is usually a series of test batch runs in a

¹ A full AMTSO-approved test plan can be found on <https://www.mrg-effitas.com/wp-content/uploads/2021/12/MRG-Effitas-360-Degree-Android-Certification-Methodology.pdf>

simulated environment. To reflect the actual performance of Android AV products, we follow the following flow for each sample¹. With this revised methodology, we aim to provide a better understanding of how the individual AV products provide protection and what the limits and potential problems might be.

1. We make sure that the AV product is updated, provided with the latest signatures, and the device is connected to the Internet. Prior to testing, we make sure that the default Play Protect is disabled.
2. The default browser on the device is navigated to a web site with neutral reputation and instructed to download the sample apk. All browser security features are turned off, URL reputation warnings are dismissed.
3. The package is downloaded, and an automated sequence is initiated to install the downloaded package. All warnings are dismissed, and all appearing system dialogs are accepted.

Should the AV display a warning or an alert...

- a. ...in the download phase, the test case is counted as “Detection during download”.
- b. ...after the download has finished, but the application install has not yet started, the test case is counted as “Detection before install”.
- c. ...after the application install has finished, the test case is counted as “Detection after install”.

Should the AV not display a warning or alert to the user, the test case is counted as a Miss.

It should be noted that on Android, installation of a piece of malware does not necessarily mean unwanted consequences for the user, as it is the first launch that kicks in any actual malicious code within. Having started the sample, however, it can have detrimental consequences from a security perspective. After the first launch, a piece of malware requesting SYSTEM_ALERT_WINDOW permission can continuously display a Device Administrator or an Accessibility Admin request screen to the user. In such cases, the user is unable to get rid of the application as they have no access to the launcher, the application drawer or the Settings application to perform an uninstall².

False Positive Tests

To cover all aspects of the efficacy of the participants, a limited set of samples are selected. The samples have been downloaded from a well-known 3rd party app store, exhibiting no malicious behaviour but requiring a varying range of permissions.

² Please note that to mitigate this kind of typical malware behaviour, the Android API design team reviewed the Device Administrator and the Accessibility Admin Request screens to include a

Samples

Malicious In-the-wild Samples

Testing used an initial 152-sample malware set. All samples have been categorized using the following labels.

- **SMS Payment.** The application provides features to send SMS messages to premium rate numbers. Most of the selected samples were able to 'auto-send' messages, as they usually opted for the SEND_SMS permission, resulting in a direct financial loss for the victim.
- **Trojan.** Trojans are applications that display a certain set of features within their description and their overall appearance suggests some expectations regarding their functionality. However, the implemented modules require a wider range of permissions, which do not belong to the advertised functionality. A typical example is a flashlight app that can read the contact list, location information, and send them to the Internet.
- **Spyware.** We classify a sample Spyware if it leaks information that could be used to track the user (as most security-conscious users do not wish to be tracked). Ironically, most ad-propelled applications using aggressive frameworks qualify as spyware, as they leak IMEI, phone number, phone vendor and model etc. to the ad provider network.
- **Financial/banking.** This type of malware aims for direct financial abuse. A typical financial piece of malware detects if the user is logged in to a mobile banking session using either a browser or mobile banking application and, for example, might attempt to display a matching phishing site or to draw an overlay window to fool the user into thinking that the session has ended and that they need to re-

checkbox that can be used to prevent the OS from displaying the screen again. This feature however, made its way only to recent revisions of the Android API.

authenticate. Typically, such samples use permissions to get the task list, combined with the SYSTEM_ALERT_WINDOW permission.

- **PUA.**³ The term 'Potentially Unwanted Applications' denotes applications, which perform actions that are not in alignment with the security-conscious user's intentions. For instance, applications provided with aggressive advertisement modules usually make it possible for ad campaigners to track individual users, even to assign the device with the user's demographic properties through social network ad services. Effitas claims that security-conscious users are sensitive regarding their privacy, and possibly no application feature can make up for the users' private data and browsing habits to be sold over the Internet. A decent AV should let the user know if such an application is about to be installed.

Note that most samples implement several kinds of operation, therefore most samples fall into several categories. An example would be a typical piece of malware that serves malicious ads and, where possible, attempts to obtain the SEND_SMS permission to send premium rate messages.

Our ITW samples are obtained using several sources. As we strive to use fresh malware, the actual mix of samples used in test batches is highly dependent on the then-current activity of malicious threat actors. As a result, in many batches one or more families are represented with several samples, all of them fresh at the time of testing. Consequently, failing to detect that family of samples will result in multiple Misses.

Figure 1. depicts the distribution of test samples.

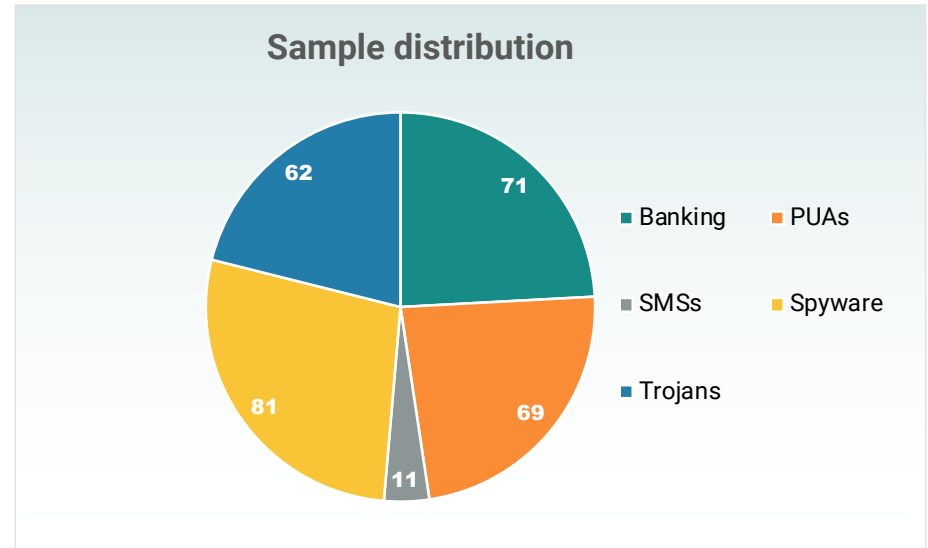


FIGURE 1. IN-THE-WILD SAMPLE DISTRIBUTION

Simulator samples

Simulators are custom samples, introduced into the testing process to put the sophistication of the detection routines to the test. Our simulators were created to simulate the attack model of a 'malicious 3rd party app store providing backdoored applications' type of scenario, which means that counterfeit versions of legitimate applications are provided to the victims (many times pirated application versions can be downloaded free-of-charge). The counterfeit versions are backdoored versions of popular applications,

³ Android applications with a social network integrated advertising module often fall into a kind of 'grey zone' from a detection perspective, as any application can be turned into a PUA, should the

developers include an aggressive advertising module. Hence, we included charts, which handle PUA and non-PUA samples separately.

which, while retaining the functionality of the original application, also include malicious modules.

The samples have been created using a proof-of-concept engine using static smali byte code injection techniques, making no effort to obscure the malicious actions of the injected modules. Many of the simulator samples have been modified to implement Accessibility features, which is a common trait for several malware families.

For testing, we used 5 custom created samples. It is important to stress that these samples have not been collected or observed in-the-wild. Our custom samples implement a well-known method exploiting the accessibility features of the Android API, which has been a popular way to read on-screen messages, SMS tokens, banking details and other sensitive information. Our samples were counterfeit versions of legitimate Android applications, sending SMS messages, keystrokes, passwords, etc. to our custom HTTP web service endpoint.

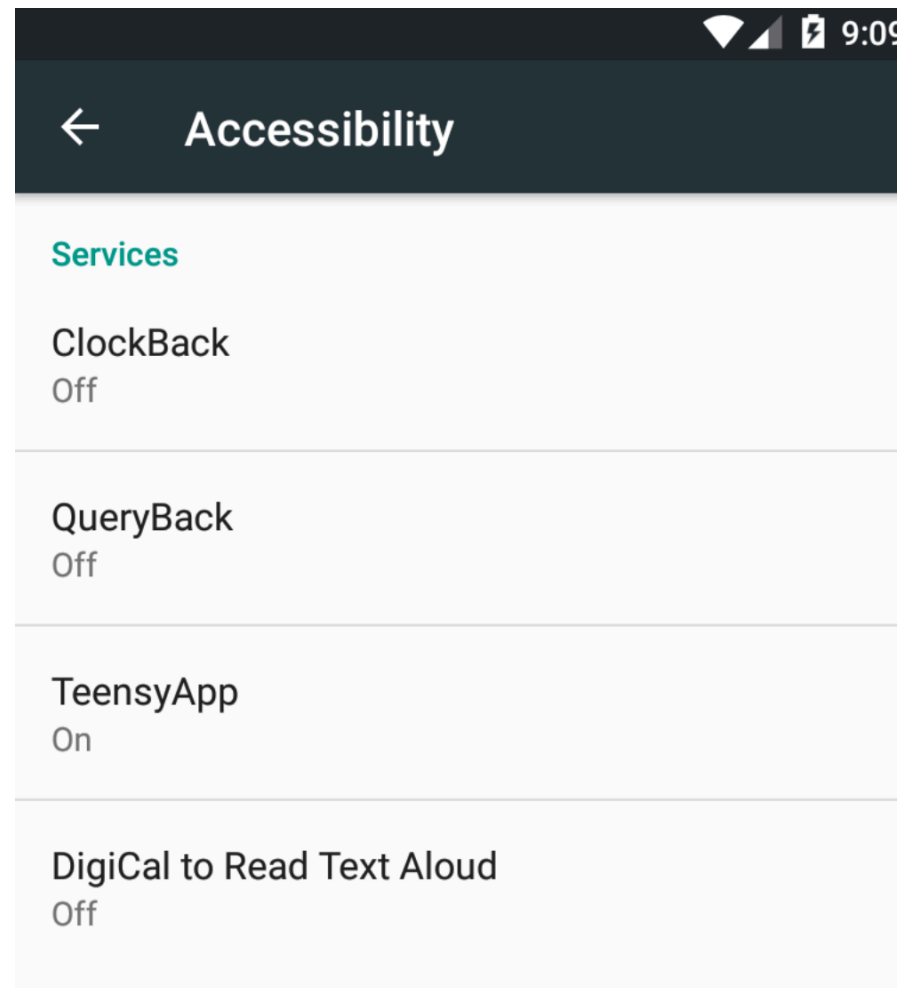


FIGURE 2. COUNTERFEIT APPLICATIONS EXPLOITING THE ACCESSIBILITY FEATURES

False positive samples

For false positive testing, a 10-sample set was used, retrieved from non-malicious 3rd party applications stores. The applications have been selected to cover a wide range of permissions and functionality.

Security Applications Tested

The following security suites have been selected for testing. Besides well-established vendors with considerable reputation and track history, we select smaller vendors with less market share. As the Play Store is heaving with Android security applications, we tend to select AV products with a considerable number of downloads.

Product name	Caption	Play Store URL
AVG	AVG	https://play.google.com/store/apps/details?id=com.antivirus
Avira Mobile Antivirus	Avira	https://play.google.com/store/apps/details?id=com.avira.android
Bitdefender Mobile Security & Antivirus	Bitdefender	https://play.google.com/store/apps/details?id=com.bitdefender.security
Comodo Mobile Security Antivirus	Comodo	https://play.google.com/store/apps/details?id=com.comodo.cisme.antivirus
Mobile Security & Antivirus	ESET	https://play.google.com/store/apps/details?id=com.eset.ems2.gp
Virus Cleaner, Anti-Malware	Malwarebytes	https://play.google.com/store/apps/details?id=org.malwarebytes.antimalware
Norton Security and Antivirus	Norton	https://play.google.com/store/apps/details?id=com.symantec.mobilesecurity
Zemana Antivirus: Anti-Malware & Web Security	Zemana	https://play.google.com/store/apps/details?id=com.zemana.msecurity
Zoner Antivirus	Zoner	https://play.google.com/store/apps/details?id=com.zoner.android.antivirus

TABLE 1. TEST PARTICIPANTS

Test Results

Overall non-PUA Detection

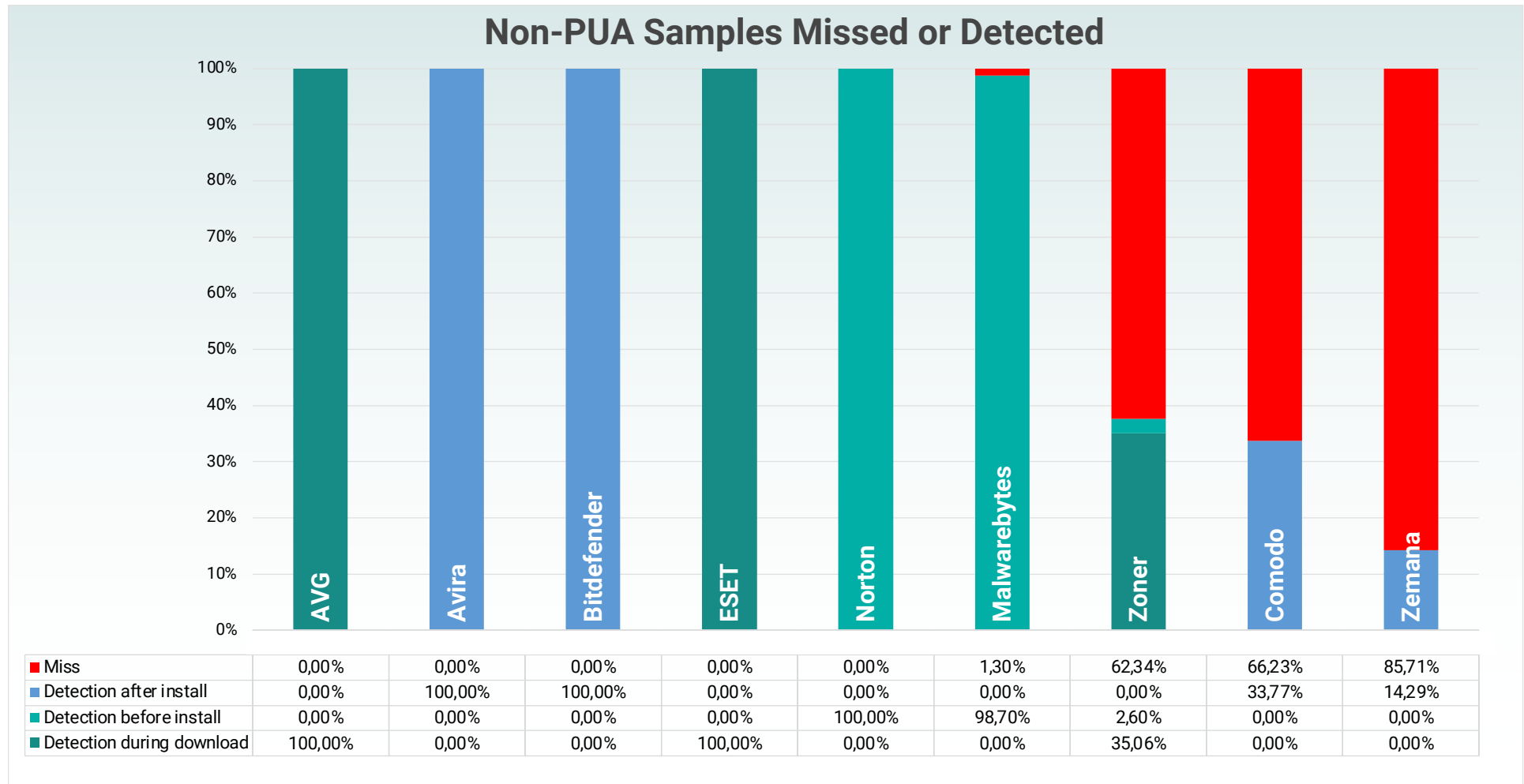


FIGURE 3. SUMMARY, NON-PUA SAMPLES

PUA Detection

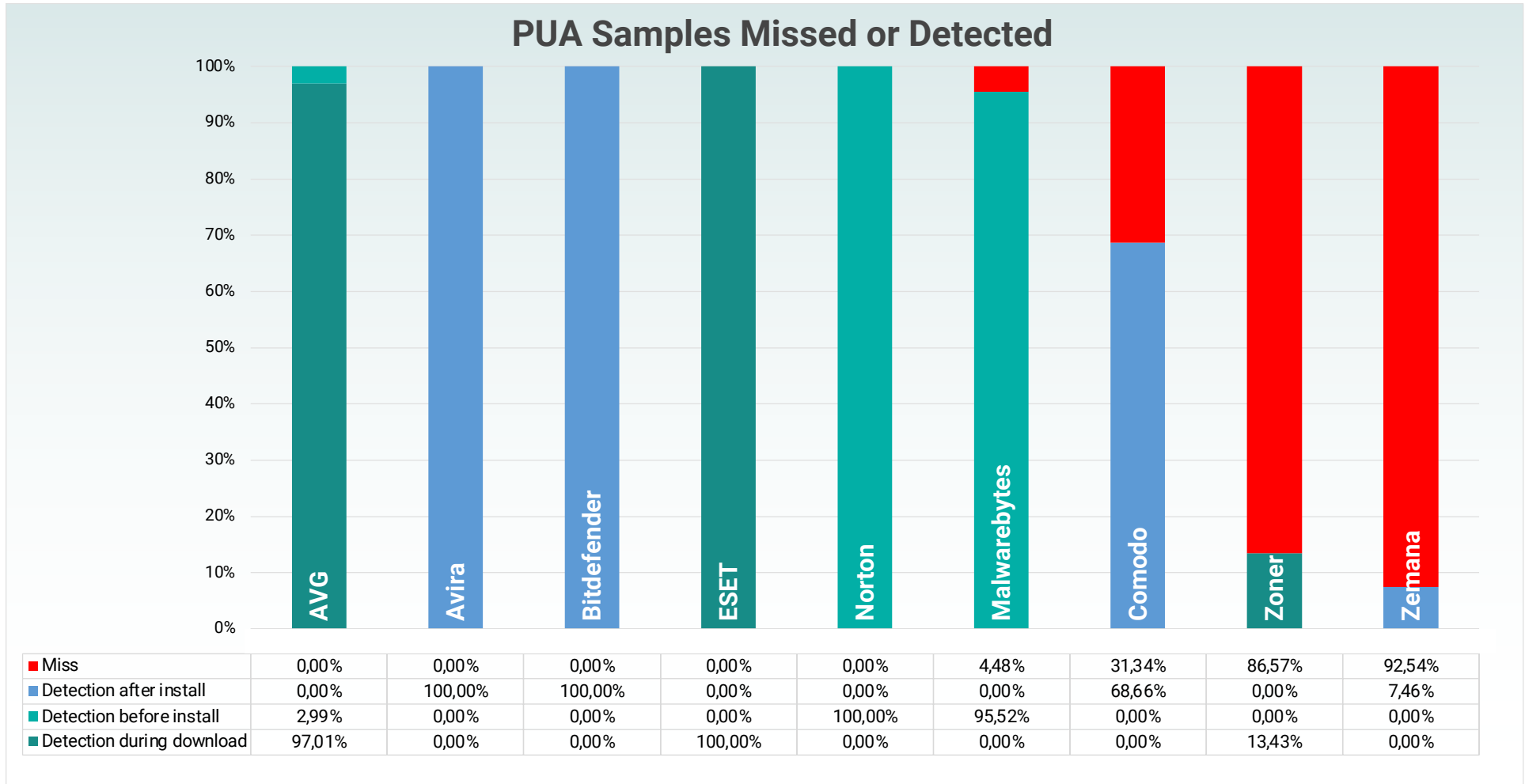


FIGURE 4. SUMMARY, PUA SAMPLES

Trojan Detection

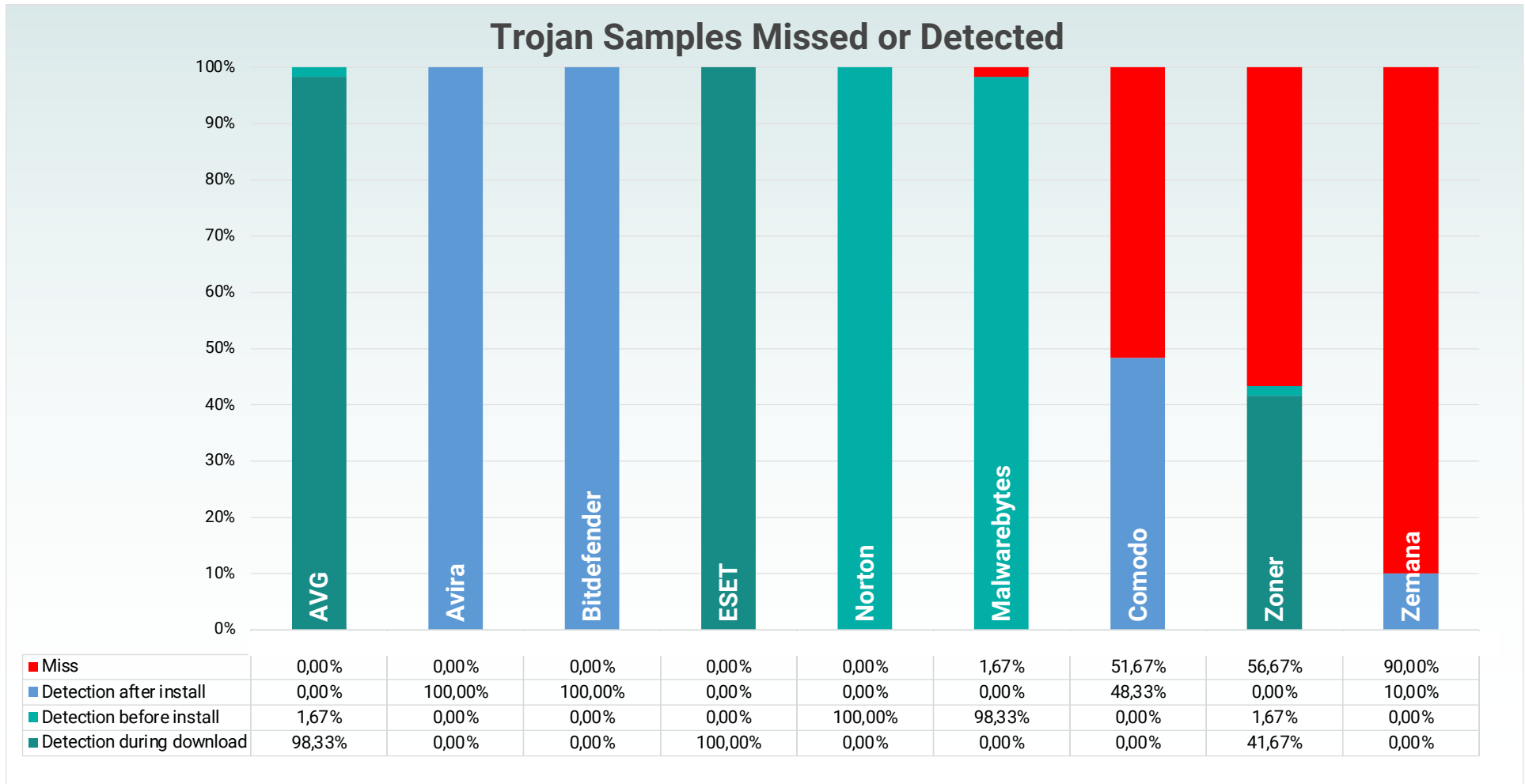


FIGURE 3. SUMMARY, TROJAN SAMPLES

Banking Detection

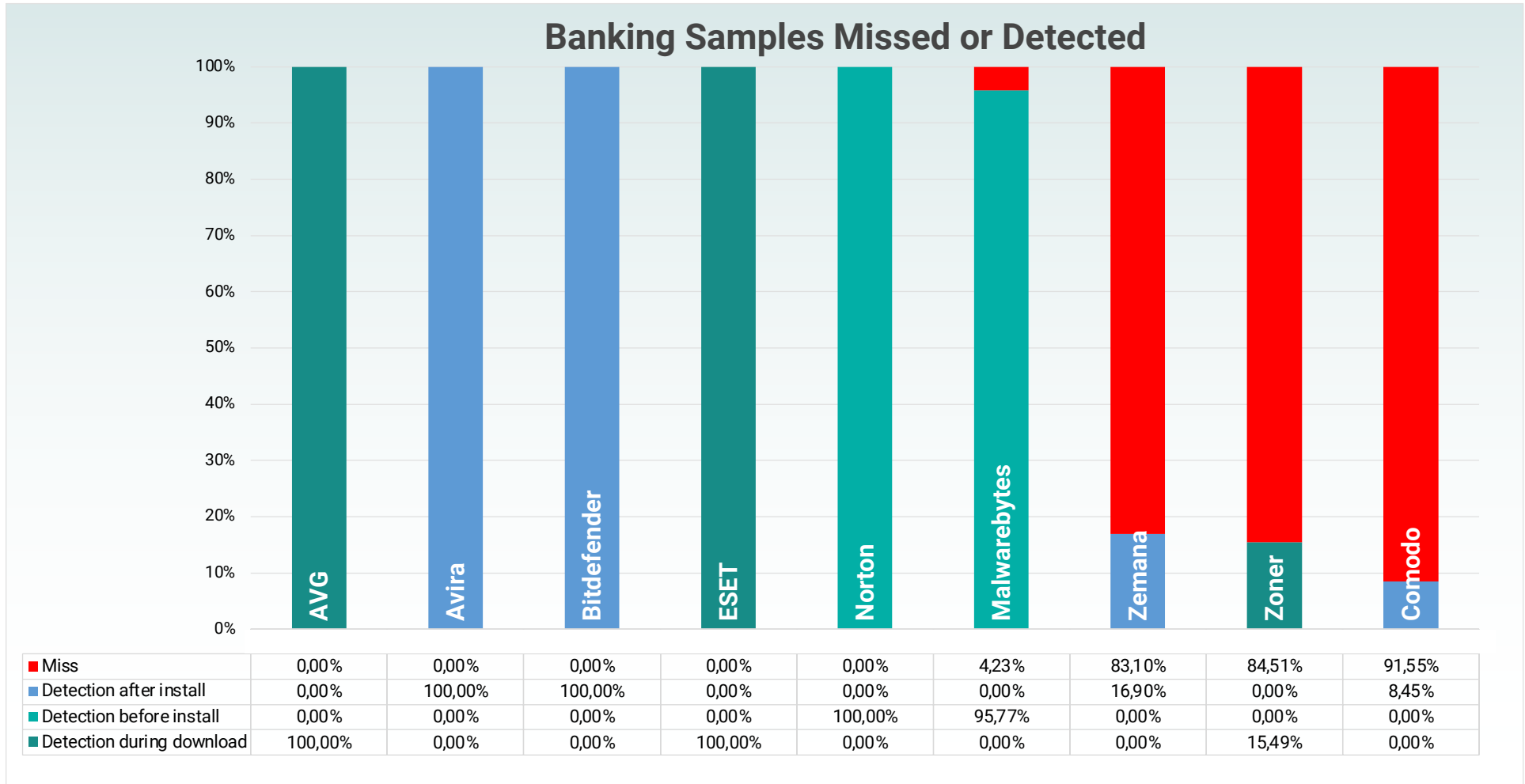


FIGURE 6. SUMMARY, BANKING SAMPLES

SMS Detection

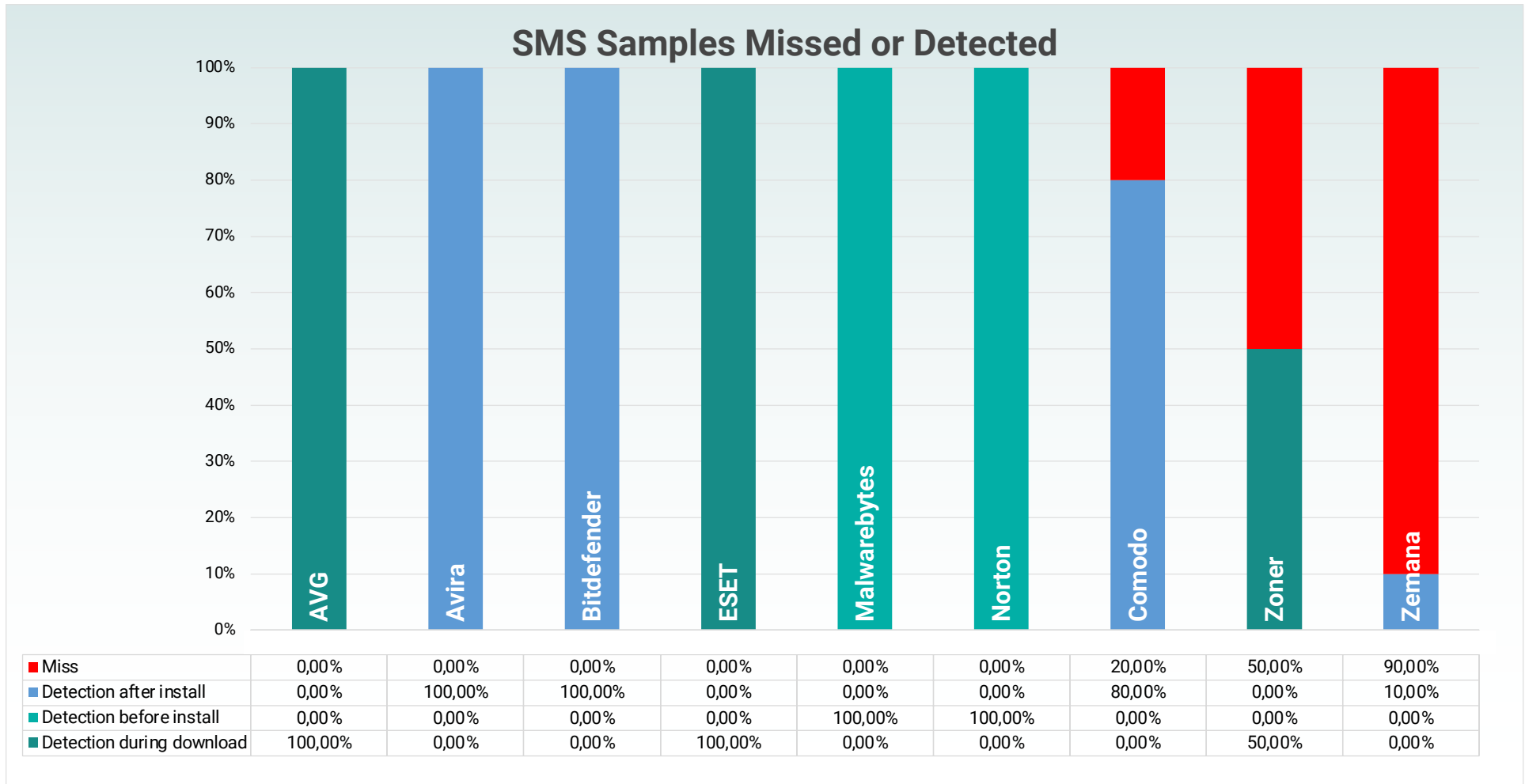


FIGURE 7. SUMMARY, SMS SAMPLES

Spyware Detection

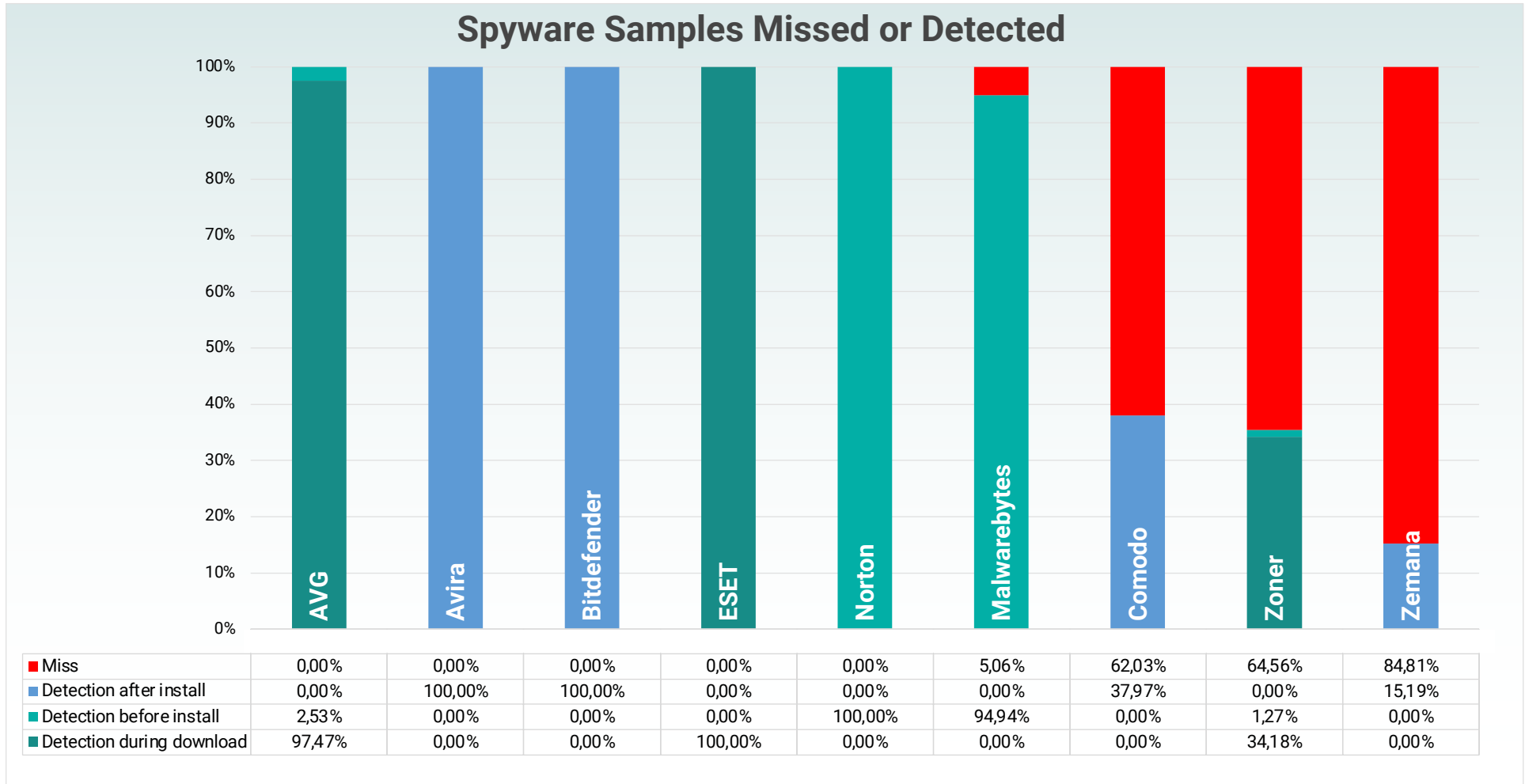


FIGURE 8. SUMMARY, SPYWARE SAMPLES

Simulator Detection

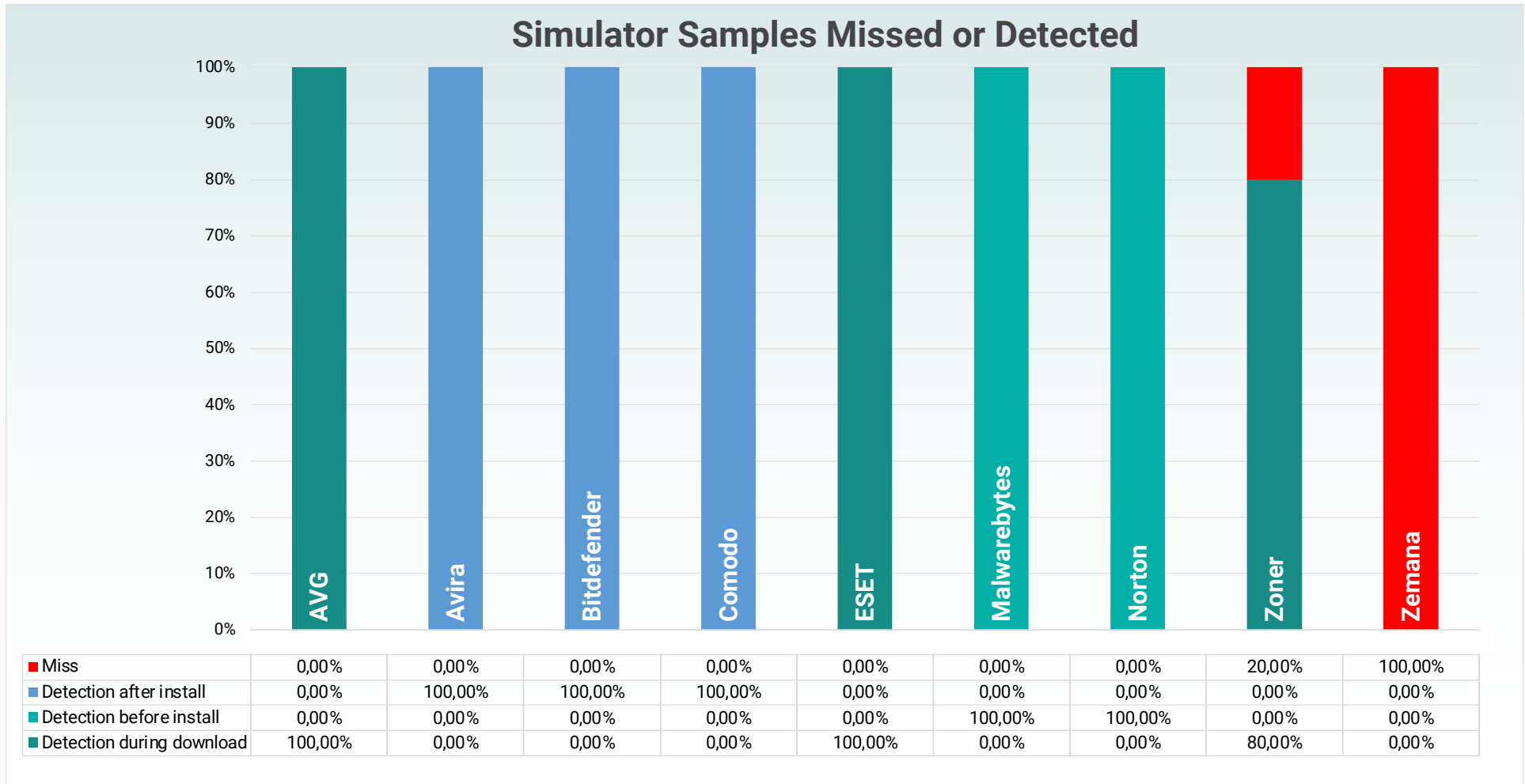


FIGURE 9. SUMMARY, SIMULATOR SAMPLES

False positive tests

In False Positive tests, all participants achieved a perfect score.

Summary

The following AV engines reached a near-perfect rounded 99% detection rate in a non-PUA sample set, therefore, they have been awarded with the MRG Effitas Certificate. Note that in the certification process, no distinction is made on where the detection has taken place.

- AVG
- Avira
- Bitdefender
- ESET
- Norton
- Malwarebytes



Q4 2021

Conclusions

As a result of our testing efforts, a couple of conclusions can be drawn from our time with the AV engines and samples in our test lab.

Detection mechanisms

Our tests confirmed that most AVs use different methods for detection before and after installation. This is because prior to installation, a different set of metadata is available for the AV engine of a file that is stored on an SD card, than what is available after its installation.

This updated methodology clearly highlights a trend of detection mechanisms and their temporal operation. Some AV products detect threats as soon as they are downloaded, others put the emphasis on post-installation detection.

The earlier an AV detects a threat, the better it is from a user perspective. Nevertheless, given that even a successful malware installation can be saved, provided the user is warned before the first tap on the launcher icon and detection takes place shortly after installation, the test case is counted as a Pass in every scenario, where the AV displays a warning to the user.

Vendor reputation and extra services

As of Q4 2021, most of the well-established vendors reached a perfect or near-perfect score in the In-the-Wild categories. From a user perspective, this is all

good news as several viable options are provided, some even without a subscription fee. In the future, we expect that the extra features (VPN, family locator, connections with desktop AV licenses etc.) will have a significant effect on user choice in the future.

As user consciousness evolves, more and more emphasis will be put on early detection, as an effective AV needs to provide functionality to scan the SD card for malicious content.

User data privacy as a “new” AV feature

As of late 2021/early 2022, with the wake of new smartphone privacy features on iOS and Android, Google is seemingly striving towards a more privacy-friendly approach, affecting the use of 3rd party user tracking for large-scale data analytics purposes. Although it should be born in mind that, with regards to the truth behind the tech giant’s claims, a lot of research is still to be done.

However, there is a considerable amount of scepticism within the security community. Many argue that the likes of Google and Apple make a significant amount of revenue selling user data and providing and maintaining ways for data aggregators to access information, therefore, no fundamental change is to be expected. With user privacy currently under the spotlight, we expect that privacy services could offer a new way for AVs to add value for all Android users.

‘AV as another app’

Testing led us to the conclusion that detection for many AVs relies heavily on the metadata of installed packages (hashes, developer certificates, etc.), meaning that, unlike in a Windows based environment, an AV is unable to get an insight into the actual activity of other applications. This behaviour is in alignment with the basic Android security principles, as “AV is another app”. As a result, having already started the freshly installed samples, it is quite hard to get rid of some samples in the in-the-wild test set, making timely and properly displayed detection an absolute must for AV engines.

Simulator detection

Most AV engines, having detected our custom simulator samples in past tests, were able to perform detection purely based on the package signature traits. This means that even though a notification has been displayed for those samples, successful detection has been a result of a mechanism and is heavily prone to false positives. As a result, in our previous Android 360 engagements many AVs had problems with detecting simulator samples.

Our test lab has been contacted on several occasions with claims that the simulators we utilise do not present a lifelike challenge for an AV engine. However, field reports show the presented scenario – when an adversary patches an existing Android application to perform hidden spying activity – is well known technique that has been used for almost a decade⁴. The most famous campaigns using this approach is still the Dark Caracal APT⁵, with an excellent analysis by Lookout⁶.

⁴ https://threatvector.cylance.com/en_us/home/mobile-malware-and-apt-espionage-prolific-pervasive-and-cross-platform.html

⁵ https://en.wikipedia.org/wiki/Dark_Caracal

⁶ <https://www.lookout.com/info/ds-dark-caracal-ty>

Detection notification

While undertaking the 360° Android tests, we have noticed that there are significant differences in terms of user notification. When it comes to a successful detection, efficient and clear user notification is an essential part of both the efficacy of the AV application and the overall user experience.

The tested AVs choose one of the following approaches.

1. A separate activity is launched, usually with a bright red background and a couple of lines describing the nature of the threat presented by the application in question.
2. The Android notification subsystem is utilised to issue an important notification, usually displayed in the status bar and accompanied by an audible signal.

Both approaches have their merits. A separate activity like the first method is harder to dismiss or overlook, and the second method offers a more streamlined Android experience. However, Android provides a lot of options for users to customise notifications, therefore it is possible for the notification to get lost in the clutter. As a result, many of the tested apps opt for the first approach.

Furthermore, applying too many or too frequent notifications in the notification bar might result in important notifications getting lost in the noise. For instance, an AV might wish to inform the user that some background activity is taking place and to make it apparent that the device is provided with protection. However, should the user be accustomed to seeing AV notifications all the time, they might just automatically dismiss the notification as not important. As always, this is a matter of finding the right balance.

As for the wording, the overall design of the displayed notification and the consequent user choice description, there is a significant room for

improvement in many apps. The Android way is to communicate as much information to the user as possible, just enough so that they can make a responsible decision. However, a responsible user must read and process the text displayed on the screen, which presents a significant mental load, especially for the less tech-savvy. As a result, a well-designed GUI can make all the difference for the everyday user, making users' choices more responsible and consequently, their devices more secure.

