



DEPARTMENT OF DEFENSE  
**SEXUAL ASSAULT PREVENTION  
AND RESPONSE OFFICE**



# Catch a Serial Offender (CATCH) Program






# Agenda



## Slide Number

## Topic

3-7		CATCH Program Overview
8-12		Key Roles
13-15		CATCH Procedures



# CATCH Program Overview



- The CATCH a Serial Offender Program (CATCH) is a new, confidential way for Service members and their adult dependents to provide information about their Restricted Report of sexual assault and/or offender to DoD criminal investigators.
- CATCH allows the Department to capture allegations about offenders, assess the information, and then offer victims the opportunity to participate in the military justice process when there are other, similar reports.
- Criminal investigators compare CATCH entries against other CATCH entries, Unrestricted Reports, and other law enforcement databases that collect crime data.



# CATCH Program Overview



- Victims who are eligible to participate in the CATCH Program are adult sexual assault victims (i.e., Service members, Military Service Academy cadets and midshipmen, and their adult dependents) who have filed a Restricted Report. Former Service members and their adult dependents who filed a Restricted Report while in the service are also eligible for the CATCH Program.
- Victims decide their level of involvement in the CATCH Program and can decline to participate at any time, even after being informed that there is a match to information they provided in CATCH.
- Victim confidentiality is the top priority of the CATCH Program:
  - Victims have the final say on whether they will provide information in the CATCH system or whether to convert their Restricted Report to an Unrestricted Report if investigators find a potential match.
  - Investigators will not have access to victims' names, identifying information, or full incident data until after the victims agree to convert to an Unrestricted Report.

# What information is collected?



- Offender (if known):
  - Name, military status, rank/Unit, gender, age, physical description (height, weight, skin tone, hair/eye color), visible scars, tattoos, and/or marks
- Incident information:
  - Date/time, location, weapons/force, threats, alcohol/drugs, any social media use, injuries to the offender, contact with offender
- Vehicle information
- Text field for additional information
- Pictures can be mailed in, if desired
- Victims choose what information to provide

OASD  
DMS CONTROL NUMBER: 0703-XXXX  
DMS EXPIRATION DATE: XXXX/XXXX

CATCH A Serial Offender Program Incident Details											
Please provide as much detail as you feel comfortable with releasing.											
PRIVACY ACT STATEMENT											
<p><b>AUTHORITY:</b> Section 542 of public law 112-251, the National Defense Authorization Act (NDAA), and Systems of Records Notice (SORN) R06686-2.</p> <p><b>RESTRICTED SERIAL OFFENDER SERIAL OFFENSES DATABASE (CATCH):</b></p> <p><b>PRINCIPAL PURPOSE(S):</b> This system will be prepared to enter records of serial offenses including restricted reports for the purpose of detecting serial sexual offenders. Content of other serial offenses could include investigatory reports prepared by MCOs, DOR, Department of Defense (DoD), or other Federal state local, tribal, or foreign law enforcement or investigative agencies. This information will not however be made a part of this system of records and no investigative information will be collected or stored under this system. If an alleged offender is suspected to have committed other sexual offenses, this information will be collected and stored and the opportunity to make an unrestricted report.</p> <p><b>ROUTINE USE(S):</b> The DoD Blanket Routine Uses do not apply. This is by law, a restricted database used exclusively to identify repeat or serial sexual assault offenders. It will be used for no other purpose.</p> <p><b>DISCLOSURE:</b> Voluntary. However, failure to provide the requested information may result in the inability to compare other records of restricted and unrestricted reports to detect serial sexual offenders.</p>											
<p><b>ANNUITY DISCLOSURE NOTICE:</b></p> <p>The public reporting burden for this collection of information, 0703-XXXX, is estimated to average 30 minutes per response, including the time for reviewing instructions, searching existing data sources, gathering and maintaining the data needed, and completing and reviewing the collection of information. Send comments regarding this burden estimate or burden reduction suggestions to the Department of Defense, Washington Headquarters Services, Directorate for Information Operations and Reports, 1215 Jefferson Davis Highway, Suite 1204, Arlington, VA 22202-4302, and also to the Office of Management and Budget, Paperwork Project Director, Paperwork Project, Washington, DC 20503. Respondents should be aware that notwithstanding any other provision of law, no person shall be subject to any penalty for failing to comply with a collection of information if it does not display a currently valid OMB control number.</p>											
<p>1a. Offender First Name: 1b. Offender Last Name: 2. Rank/Grade: 3. Unit:</p>											
<p>4. Gender: 5. Race: 6. Email Address: 7. Phone #: 8. Alias/True/Real/Other Name:</p>											
<p>9. Approx Age: 10. Height: 11. Weight: 12. Eye Color: 13. Hair Color: 14. Facial Hair: 15. Skin Tone: 16. Complexion:</p>											
<p>17. Visible Scars, Marks, Tattoos: 18. Juvenile: <input type="checkbox"/> Yes <input type="checkbox"/> No 19. Service Member (Select One): <input type="checkbox"/> Reserves/National Guard <input type="checkbox"/> Army <input type="checkbox"/> Air Force <input type="checkbox"/> Navy <input type="checkbox"/> USMC <input type="checkbox"/> CIV <input type="checkbox"/> Unknown</p>											
<p>20. Time of Incident: a. Date of Incident: b. Day: c. Month: d. Year: 22. Incident Location (Barracks, Hotel Room, Residence, etc.):</p>											
<p>23. Incident Address: a. Street: b. City: c. State: d. ZIP Code: e. Country:</p>											
<p>24. Additional Details (use the back of the form if you need additional space):</p>											
<p>25. Injuries to Offender (use the back of the form if you need additional space):</p>											
<p>26. Contact With Offender (use the back of the form if you need additional space):</p>											
<p>27. Vehicle Description: a. Year: b. Make: c. Model: d. Color: e. Vehicle Body Style: f. US: Plate State: g. US: Plate #: 28. Motor Reference Number: 29. SOURCEA Rank/Name: 30. SOURCEA Unit:</p>											
<p>31. Type of Weapon/Force: <input type="checkbox"/> Blunt Object <input type="checkbox"/> Knife <input type="checkbox"/> Body Force (Hands, Feet, etc.) <input type="checkbox"/> Motor Vehicle <input type="checkbox"/> Cutting Instrument <input type="checkbox"/> Rifle <input type="checkbox"/> Shotgun <input type="checkbox"/> Explosives <input type="checkbox"/> Fire/Incendiary <input type="checkbox"/> Handgun <input type="checkbox"/> Other: _____ <input type="checkbox"/> Strangulation <input type="checkbox"/> Unknown</p>											
<p>32. Type of Threats: <input type="checkbox"/> Physical <input type="checkbox"/> Verbal <input type="checkbox"/> Unknown <input type="checkbox"/> None</p>											
<p>33. Use of Intoxicants: <input type="checkbox"/> Alcohol <input type="checkbox"/> Drugs <input type="checkbox"/> Unknown <input type="checkbox"/> None</p>											
<p>34. Digital Media: <input type="checkbox"/> Video <input type="checkbox"/> Photographs <input type="checkbox"/> Unknown <input type="checkbox"/> None</p>											
<p>35. Additional Details (e.g., items taken, verbal threats made, etc.):</p>											

DD FORM 0001 (001) 2016 Page of

# Explaining CATCH to Interested Victims



The following are key points for SARCs and VAs to provide eligible Restricted Reporters interested in CATCH:

- The CATCH Program allows you to confidentially provide information about your offender and incident to DoD criminal investigators, without disclosing your identity.
- No personally identifying information about you is collected in the CATCH computer system.
- Military criminal investigators compare information you provide to CATCH with information in law enforcement databases to identify potential repeat offender matches.
- You will be notified of a potential match by a specially-trained CATCH point of contact who is NOT a criminal investigator; you may then decide whether you want to participate in the military justice process.
- The process could be relatively quick if investigators can make a potential match, however you could be contacted over the course of the next 10 years if others make reports about the repeat offender.
- If you have questions about participating in the justice process, we can connect you with a Special Victims Counsel or Victims Legal Counsel that can help you; I cannot answer those kinds of questions.
- Except for looking for potential offender matches, no investigation of your incident will occur without your changing to an Unrestricted Report.
- Your CATCH entry will stay in the system for 10 years.
- You can update your CATCH entry at any time; you can also opt out of the CATCH Program at any time.

# CATCH Program Key Roles



CATCH depends on those supporting the program fulfilling their roles:

## **Advocacy:**

- Sexual Assault Response Coordinators (SARC)
- Sexual Assault Prevention and Response (SAPR) Victim Advocates (VA)

## **Investigation:**

- Military Criminal Investigative Organizations (MCIO) in the MCIO CATCH Program Team

## **Legal:**

- Special Victims' Counsel (SVC)
- Victims' Legal Counsel (VLC)

These roles will be explained more fully on the next slides.

# Key Roles: SARCs and SAPR VAs



- Understand and explain the CATCH Program.
  - Discuss basic information about CATCH with victims using the SARC Talking Points for the CATCH Program.
  - Provide interested victims with the Info Sheet pictured here.
  - If they are interested, issue Restricted Reporters a Username and Password for CATCH system access, but do not give hands-on assistance with the entry. Victims have to use their own computer to submit the CATCH entry. SARCs and SAPR VAs cannot assist victims to fill out the CATCH entry.
  - Let victims know that you are there to help them throughout the process.
- Know your role and program boundaries.
  - Inform victims of the CATCH Program without providing advice on whether they should participate in the program.
  - Refer eligible victims to a Special Victims' Counsel/Victims' Legal Counsel to answer investigatory or legal questions.

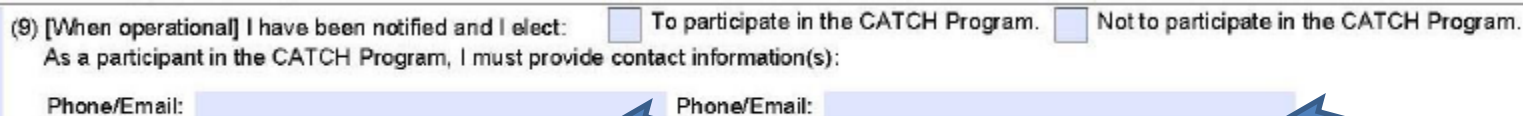




# Key Roles: SARCs and SAPR VAs



- Annotate on the DD Form 2910 victim's CATCH election and obtain contact information for victims electing to participate in CATCH:



(9) [When operational] I have been notified and I elect:  To participate in the CATCH Program.  Not to participate in the CATCH Program.  
As a participant in the CATCH Program, I must provide contact information(s):  
Phone/Email:  Phone/Email:

The image shows a screenshot of a form section with a blue border. A blue arrow on the left points to the election checkboxes. Two blue arrows at the bottom point to the text input fields for contact information.

- Using the DSAID case number, generate a username and password in the CATCH system for the participating victim. You can also print out a “sample” CATCH form so the victim can preview the system’s data points (ensure victim’s CATCH reference number is not on the sample form).
- For victims preferring to fill out and mail in a hard copy CATCH form: Generate a hard copy form with a CATCH “victim reference number” and provide the mailing address for victims.
- Remind victims they can opt-out at any time by contacting their SARC.
- Offer a referral to the SVC/VLC, if eligible, to answer any legal questions the victim may have.

# Key Roles: SARCs and SAPR VAs



- Question: If a victim who previously filed a Restricted Report hears about the CATCH Program and wants to submit a CATCH entry, do they have to fill out a new DD Form 2910 with the CATCH notifications and victim's contact info?**

(9) [When operational] I have been informed about and elect:  To participate in the CATCH Program.  Not to participate in the CATCH Program.  
As a participant in the CATCH Program, I agree to provide the following contact information:  
Phone/Email:  Phone/Email:

- Answer: No, but it may be useful for the SARC to use the blocks on the new DD Form 2910 as follows:**
  - NOW (Before the DSAID File Locker is operational):** Locate the original signed Restricted 2910. Get a new 2910 form, annotate it with the Restricted Reporting DSAID Control Number of the original form, and have the victim fill out ONLY the fields in 1.d.(9) on page 1. Staple both forms together and retain per Service regulations; Use block 11 on Page 2 to document victim CATCH program activity.
  - LATER (After the DSAID File Locker is operational):** Locate the original signed Restricted 2910. Get a new 2910 form, annotate it with the Restricted Reporting DSAID Control Number of the original form, and have the victim fill out ONLY the fields in 1.d.(9) on page 1. Use block 11 on Page 2 to document victim CATCH program activity. Scan in both forms and upload into the DSAID File Locker.

<b>11. After a "MATCH" in the CATCH database, I have elected to:</b>	
a. Convert her/his case to UR: (Victim Initials) <input type="text"/>	Date <input type="text"/>
b. Decline to convert to UR, but agreed to be contacted again if another "MATCH": (SARC) <input type="text"/>	
(SARC Initials) <input type="text"/>	Date <input type="text"/>

# Key Roles: Investigators on MCIO CATCH Program Team



- CATCH Investigators will:
  - Query the entries made in the CATCH database against other entries in the CATCH database, other Unrestricted Reports, and the Law Enforcement Defense Data Exchange (DDEX) to determine if a victim's information can be attributed to any suspects.
  - Contact the respective SAPR CATCH Program POC designated by each Service or NGB headquarters office with potential match information.



# Key Roles: SVC/VLC



- SVC/VLC personnel will:
  - Answer victim's legal questions and concerns about CATCH Program participation, including the implications of changing a Restricted Report to an Unrestricted Report if there is a match and participation in the military justice system.



# CATCH Participation Process for Victims



## CATCH PROGRAM

1 Submit an entry in the CATCH website

2 Military criminal investigators (NCIS, CID, AFOSI) at their Headquarters, **not at your installation**, analyze suspect information that victims submitted into the CATCH Program. If they get a "match," this means that one victim's submission on a suspect matches another victim's submission. Then, the investigators will notify Sexual Assault Prevention and Response (SAPR) personnel of the match.

3 A specially trained CATCH Program representative – which could be the SARC – will contact you. Your identity will remain confidential. The investigators working the CATCH Program do not know victim names and cannot contact you directly.

4 After being notified of a match, you can decide if you'd like to convert to an Unrestricted Report. If you decide to convert your report, tell your SARC. In addition, the SARC will check in with you in 30 days if you haven't contacted him or her before that.

5a If you decide to **convert** your report to an **Unrestricted Report by re-signing the DD Form 2910**, the investigator is given your name at this time. A criminal investigation is now started, and the suspect's commander and your commander are notified.

5b If you choose **not to participate**, you will be asked if you want to be contacted if there is a future match. If you agree, you may be contacted over the next 10 years. If you do not agree, you will not be contacted again.

# Additional CATCH Procedure Details



- CATCH entries will remain active for 10 years. SAFE Kits will also now be retained for 10 years for both Restricted and Unrestricted Reports.
- Each Service and the National Guard Bureau (NGB) will establish their own procedures to determine eligibility for advocacy and legal services, if any, for CATCH victims no longer on Title 10 orders.
- Each Service will assign MCIO investigators/analysts to the “**MCIO CATCH Program Team**” to run inquiries against the CATCH system.
- Each Service and NGB will designate one “**SAPR CATCH Program POC**” to work with the “MCIO CATCH Program Team” to coordinate match notifications.
- If a potential match occurs in the CATCH system, the Services will determine the best contact solution for the victim, which may be the local SARC or another person holding certification through the Defense Sexual Assault Advocate Certification Program.





# Contact Information and Resources



Find CATCH Resources: [www.sapr.mil/catch](http://www.sapr.mil/catch)

- CATCH Program Procedures
- CATCH Program Victim Info Sheet
- SARC CATCH Program Talking Points
- CATCH Timeframes Pocket Card

SARCs with general questions about the CATCH Program (not IT related) can contact:  
**CATCHinformation@ncis.navy.mil**

For SARCs to obtain the CATCH username and password for the victim:  
**https://catch.ncis.navy.mil**

For victims to access the CATCH website:  
**https://profile.ncis.navy.mil** (When the SARC prints out the victim's Username and Password, this website address will also appear.)

CATCH Website IT Support for SARCs – **not intended for victims** as questions and information provided to law enforcement could compromise a Restricted Report  
**NCIS IT support at 571-305-9999, option 2**