

VETERANS BENEFITS ADMINISTRATION
Annual Benefits Report
FISCAL YEAR 2020



VA



U.S. Department
of Veterans Affairs

The Fiscal Year 2020 Annual Benefits Report

This section of the report contains general information on all Veterans Benefits Administration programs as well as information previously contained in the appendix sections. Each of the six primary programs has a separate section, identifiable by a unique color scheme and icon. Links to the files for each section are on page 4 or on the Annual Benefits Report website: benefits.va.gov/reports/annual_benefits_report.

Our mission is to serve as a leading advocate for Servicemembers, Veterans, their families and Survivors, delivering with excellence Veteran-centered and personalized benefits and services that honor their service, assist in their readjustment, enhance their lives, and engender their full trust.



Table of Contents

Table of Contents	3	Louisiana	31
Table of Contents for Each Program's Section	4	Maine	32
Mission, Vision, and VA's Core Values	5	Maryland	33
Mission Statement	5	Massachusetts	34
Vision Statement	5	Michigan	35
I CARE (VA Core Values and Characteristics)	5	Minnesota	36
VA Core Values ("I CARE")	5	Mississippi	37
VA Characteristics:	6	Missouri	38
Purpose and Overview	7	Montana	39
Overview - All Programs	7	Nebraska	40
Total Program Net Outlays (\$millions)	7	Nevada	41
Total Recipients	8	New Hampshire	42
Overview - Compensation	8	New Jersey	43
Overview - Pension and Fiduciary	9	New Mexico	44
Overview - Insurance	9	New York	45
Overview - Home Loan Guaranty	10	North Carolina	46
Overview - Education	10	North Dakota	47
Overview - Veteran Readiness and Employment (VR&E)	11	Ohio	48
Overview - Office of Transition and Economic Development (OTED)	11	Oklahoma	49
Data on Individual States	12	Oregon	50
State Totals	12	Pennsylvania	51
Alabama	13	Rhode Island	52
Alaska	14	South Carolina	53
Arizona	15	South Dakota	54
Arkansas	16	Tennessee	55
California	17	Texas	56
Colorado	18	Utah	57
Connecticut	19	Vermont	58
Delaware	20	Virginia	59
District of Columbia	21	Washington	60
Florida	22	West Virginia	61
Georgia	23	Wisconsin	62
Hawaii	24	Wyoming	63
Idaho	25	Puerto Rico	64
Illinois	26	Philippines	65
Indiana	27	Other Foreign	66
Iowa	28	Regional Office Addresses	67
Kansas	29	District Offices	69
Kentucky	30	Contact Information	69
		Program Jurisdiction Information/Maps	70
		Glossary	72
		Contact Information	79



VA



U.S. Department
of Veterans Affairs
Veterans Benefits
Administration

Table of Contents for Each Program's Section

Each title and icon is a link to the file on the VBA reports website: benefits.va.gov/reports/ABR

Compensation

Program Descriptions	67
Quick Reference	70
Compensation Veteran Data	74
Dependency and Indemnity Compensation (DIC) Data	114
Contact Information	118



Pension and Fiduciary

Program Descriptions	119
Quick Reference	124
Veterans Pension Data	126
Survivors Pension Data	132
Fiduciary Data	138
Contact Information	142



Education

Program Descriptions	143
Quick Reference	150
Education Program Data	152
Contact Information	162



Life Insurance

Program Descriptions	163
Quick Reference	172
Life Insurance Program Data	175
Contact Information	188



Home Loan Guaranty

Program Descriptions	189
Quick Reference	194
Loan Administration Data	205
Contact Information	206



Veteran Readiness and Employment

Program Descriptions	207
Quick Reference	211
VR&E Program Data	214
Contact Information	220



Transition and Economic Development

Program Descriptions	221
Quick Reference	227
Contact Information	230



VETERANS BENEFITS ADMINISTRATION

Mission, Vision, and VA's Core Values

The Veterans Benefits Administration is one of three Administrations forming the U.S. Department of Veterans Affairs. VBA offers a wide range of benefits to our Nation's Veterans, Servicemembers, and their families and survivors.

Mission Statement

The mission of the Veterans Benefits Administration is to serve as a leading advocate for Servicemembers, Veterans, their families and Survivors, delivering with excellence Veteran-centered and personalized benefits and services that honor their service, assist in their readjustment, enhance their lives, and engender their full trust.

Vision Statement

Our vision is to fulfill our Nation's promise to those who serve by delivering the benefits and services they have earned to enable full, independent, and productive lives.

I CARE (VA Core Values and Characteristics)

VA Core Values and Characteristics are applied universally across all of VA and define "who we are." VA's Characteristics define "what we stand for," and help guide how we will perform our core mission; they shape our strategy, and influence resource allocation and other important decisions made within VA.

VA Core Values ("I CARE")

Integrity: Act with high moral principle. Adhere to the highest professional standards. Maintain the trust and confidence of all with whom I engage.

Commitment: Work diligently to serve Veterans and other beneficiaries. Be driven by an earnest belief in VA's mission. Fulfill my individual responsibilities and organizational responsibilities.

Advocacy: Be truly Veteran-centric by identifying, fully considering, and appropriately advancing the interests of Veterans and other beneficiaries.

Respect: Treat all those I serve and with whom I work with dignity and respect. Show respect to earn it.

Excellence: Strive for the highest quality and continuous improvement. Be thoughtful and decisive in leadership, accountable for my actions, willing to admit mistakes, and rigorous in correcting them.



VA



U.S. Department
of Veterans Affairs
Veterans Benefits
Administration

VA Characteristics:

Trustworthy: VA earns the trust of those it serves – every day – through the actions of all employees.

Accessible: VA engages and welcomes Veterans and other beneficiaries, facilitating their use of the entire array of its services. Each interaction will be positive and productive

Quality: VA provides the highest standard of care and services to Veterans and beneficiaries while managing the cost of its programs and being efficient stewards of all resources entrusted to it by the American people.

Innovative: VA prizes curiosity and initiative, encourages creative contributions from all employees, seeks continuous improvement, and adapts to remain at the forefront in knowledge, proficiency, and capability to deliver the highest standard of care and services.

Agile: VA anticipates and adapts quickly to current challenges and new requirements by continuously assessing the environment in which it operates and devising solutions to better serve Veterans, other beneficiaries, and Servicemembers.

Integrated: VA links care and services across the Department; other federal, state, and local agencies; partners; and Veterans Services Organizations to provide useful and understandable programs to Veterans and other beneficiaries. VA's relationship with the Department of Defense is unique, and VA will nurture it for the benefit of Veterans and Servicemembers.



U.S. Department
of Veterans Affairs
Veterans Benefits
Administration



Purpose and Overview

Purpose of VBA's Annual Benefits Report

The Annual Benefits Report (ABR) summarizes the benefit programs delivered by VBA, identifies the current level of program participation, and profiles the beneficiaries. The report is intended to accomplish the following:

- Present a clear, complete, data-driven picture of the extent to which Veterans and their dependents use these benefits, and
- Provide insights into the nature of the benefit programs.

A complete discussion of VBA's performance in administering these programs is contained in the Department's FY 2021 / FY 2019 Annual Performance Plan and Report (APP&R), dated February 2020. The document brings together results from past years and program goals and objectives, and can be accessed through this electronic link: <https://www.va.gov/performance/>.

The VA Strategic Plan FY 2018 – 2024 can be found on the Department's Web site: <https://www.va.gov/oei/docs/VA2018-2024strategicPlan.pdf>.

Veterans Benefits Overview

The Veterans Benefits Administration is one of three administrations comprising the Department of Veterans Affairs. VBA is responsible for administering and delivering an array of federally authorized benefits and services to eligible Veterans and their dependents and survivors. With annual expenditures of \$123 billion, VBA programs have a sweeping impact not only on the Veteran community, but also on the whole of American society. These are programs that touch millions of lives in fundamental ways. Benefits and services administered by VBA fall under six major program areas: Compensation, Pension and Fiduciary, Education, Insurance, Home Loan Guaranty, and Veteran Readiness and Employment. To administer these programs, VBA spent approximately \$3.3 billion during fiscal year 2020.

Overview – All Programs

Total Program Net Outlays (\$millions)

Compensation	\$105,035
Pension and Burial	\$5,089
Education	\$11,166
Insurance	\$126
Home Loan Guaranty	\$68
Veteran Readiness and Employment (VR&E)	\$1,464
Transition and Economic Development	\$81
Total	\$123,029



VA



U.S. Department
of Veterans Affairs
Veterans Benefits
Administration

Total Recipients

Compensation – Number of service-connected compensation and DIC benefit recipients at the end of fiscal year 2020	5,527,195
Pension – Number of non-service-connected disability Veteran and survivor pension recipients at the end of fiscal year 2020	378,670
Fiduciary – Number of beneficiaries who received services from VA’s fiduciary program during fiscal year 2020	162,779
Education – Number of beneficiaries participating in education programs during fiscal year 2020	875,060
Insurance – Number of lives insured at the end of fiscal year 2020	5,631,119
Home Loan Guaranty – Number of loans guaranteed during fiscal year 2020	1,246,817
Veteran Readiness and Employment – Number of participants during fiscal year 2020	123,490

Overview – Compensation



New compensation recipients and estimated annual payments – during FY 2020

Benefit program	Number of recipients	Estimated average individual amount paid annually	Estimated total amount paid annually
Veterans Compensation	258,644	\$13,641	\$3.53 Billion
Survivors DIC ¹	34,065	\$17,175	\$585.05 Million
Total:	292,709	\$14,052	\$4.11 Billion

All compensation recipients and payments – end of FY 2020

Benefit program	Number of recipients	Estimated average individual amount paid annually	Estimated total amount paid annually
Veterans Compensation	5,081,692	\$17,991	\$91.43 Billion
Survivors DIC	445,503	\$16,927	\$7.54 Billion
Total:	5,527,195	\$17,905	\$98.97 Billion

¹ Dependency and Indemnity Compensation and Death Compensation



U.S. Department
of Veterans Affairs
Veterans Benefits
Administration



Overview – Pension and Fiduciary



New pension recipients and estimated annual payments - during FY 2020

Benefit program	Number of recipients	Estimated average individual amount paid annually	Estimated total amount paid annually
Veterans Pension	66,606	\$16,394	\$1.09 Billion
Survivors Pension ²	26,756	\$12,093	\$323.56 Million
Total	93,362	\$15,162	\$1.42 Billion

All pension recipients and payments – end of FY 2020

Benefit program	Number of recipients	Estimated average individual amount paid annually	Estimated total amount paid annually
Veterans Pension	219,587	\$12,717	\$2.79 Billion
Survivors Pension	159,083	\$9,333	\$1.48 Billion
Total	378,670	\$11,296	\$4.28 Billion

Number of beneficiaries who received services from VA's fiduciary program during FY 2020: 162,779

Overview – Insurance



Number of lives insured at the end of FY 2020 by program type

Program	Number of lives
Administered Programs for Veterans	426,500
Veterans' Mortgage Life Insurance	2,570
Veterans' Group Life Insurance	437,549
Servicemembers' Group Life Insurance	2,165,500
Servicemembers' Group Life Insurance Family Coverage (spouses and children)	2,599,000
Total lives insured	5,631,119

Amount of benefits paid during FY 2020 by payment type

Payment type	Amount paid
Death awards	\$1,787,423,164
Dividends	\$40,970,783
Loans	\$23,438,000
Matured endowments	\$122,128,522
Cash surrenders	\$37,373,804
Disability claims	\$2,210,000
Total	\$2,013,544,273

² The term "Survivors" includes surviving spouses and surviving children.



VA



U.S. Department
of Veterans Affairs
Veterans Benefits
Administration

Overview – Home Loan Guaranty



Fiscal year 2020 Home Loan Guaranty program highlights

Loans guaranteed	1,246,817
Interest rate reduction loans	662,065
Total loan amount	\$375,346,777,738
Average amount per loan	\$301,044

Overview – Education



Education program beneficiaries and payments

Program	Beneficiaries	Payments (\$000)
Post-9/11 GI Bill	657,927	\$10,108,335
Montgomery GI Bill - Active Duty (MGIB-AD)	23,712	\$205,248
Montgomery GI Bill - Selected Reserve (MGIB-SR)	41,488	\$108,905
Reserve Educational Assistance Program (REAP)	84	\$4,520
Survivors and Dependents Educational Assistance (DEA)	151,825	\$1,042,921
Post-Vietnam Era Veterans Educational Assistance Program (VEAP)	24	\$69
Total	875,060	\$11,469,998

Education program acronyms

POST 9/11	Post-9/11 Veterans Educational Assistance Program (Post-9/11 GI Bill)
MGIB-AD	All-Volunteer Force Educational Assistance Program (Montgomery GI Bill - Active Duty)
MGIB-SR	Educational Assistance for Members of the Selected Reserve (Montgomery GI Bill - Selected Reserve)
REAP	Reserve Educational Assistance Program
DEA	Survivors and Dependents Educational Assistance
VEAP	Post-Vietnam Era Veterans Educational Assistance Program

These acronyms are provided as a guide to the education program descriptions in the state data on the following pages. For information on each of the programs above refer to the [Education section](#).



U.S. Department
of Veterans Affairs
Veterans Benefits
Administration



Overview – Veteran Readiness and Employment (VR&E)



Veteran Readiness and Employment participants FY 2020

Status	Total
Total applicants	96,957
Eligible applicants	68,216
Completed evaluation (including prior year carry over)	67,853
Entitled applicants (including prior year carry over)	54,546
Entitled applicants (2020 only)	38,903
New plans of service (enrollments)	33,163
Participants	123,490
Rehabilitated	10,732

Overview – Office of Transition and Economic Development (OTED)



OTED Programs in FY2020

Programs		Total
Transition Assistance Program	Attendance	213,343
	Events	70,258
VA Solid Start	Veterans served	123,743
	Veterans Successfully Contacted	69,980
	Veterans served - Veterans with mental health appointment prior to leaving service.	16,688
	Veterans Successfully Contacted - Veterans with mental health appointment prior to leaving service.	12,249
PCPG (Chapter 36) Cases	Total Applications	6,223
	Applications Counseled	3,260



VA



U.S. Department
of Veterans Affairs
Veterans Benefits
Administration

State Totals

Estimated total Veteran population: 19,541,942



Compensation³ – Veterans on the rolls at the end of FY 2020

Number of Veterans ⁴		Estimated total amount paid monthly	Estimated total amount paid annually	
5,081,692		\$7,618,817,604	\$91,425,811,253	
Age 34 and under	Age 35 through 54	Age 55 through 74	Age 75 and over	
581,140	1,586,901	2,179,441	733,930	



Pension³ – Veterans on the rolls at the end of FY 2020

Number of Veterans ⁵		Estimated total amount paid monthly	Estimated total amount paid annually	
219,587		\$232,356,866	\$2,788,282,389	
Age 34 and under	Age 35 through 64	Age 65 through 74	Age 75 and over	
519	29,168	105,899	83,993	



Education – Participants by program during FY 2020

MGIB-AD	MGIB-SR	DEA	VEAP	REAP	Post 9/11	Total participants
23,712	41,488	151,825	0	84	657,927	875,060



Insurance

Life insurance payments during FY 20	Total face value of insurance at the end of FY 20	Total number of policies at the end of FY 20
\$1,170,016,638	\$5,953,201,945	479,122



Home Loan Guaranty – Loans guaranteed during FY 2020

Number of loans	Total amount of loans
1,246,816	\$375,346,777,738



Veteran Readiness and Employment – Participants during FY 2020

Total applicants	Number of new plans of service (enrollments)	Number of entitled applicants	Number of program participants	Number of Veterans rehabilitated through independent living	Number of Veterans rehabilitated by obtaining suitable employment
96,957	32,847	54,546	123,490	438	9,541

³ State and age breakout numbers may not add up to the total number of Veterans because some Veterans are unidentifiable by state and/or by age.

⁴ Total includes 11,739 Veterans and \$18,130,141 in compensation benefits unidentifiable by state.

⁵ Veterans pension only. Total includes 8 Veterans and \$113,424 in pension benefits unidentifiable by state



U.S. Department of Veterans Affairs
Veterans Benefits Administration



Estimated total Veteran population: 362,901

Alabama

Compensation – Veterans on the rolls at the end of FY 2020



Number of Veterans		Estimated total amount paid monthly		Estimated total amount paid annually	
110,941		\$179,951,263		\$2,159,415,152	
Age 34 and under	Age 35 through 54	Age 55 through 74		Age 75 and over	
9,441	34,891	52,155		14,451	

Pension – Veterans on the rolls at the end of FY 2020



Number of Veterans		Estimated total amount paid monthly		Estimated total amount paid annually	
6,023		\$6,353,594		\$76,243,122	
Age 34 and under	Age 35 through 64	Age 65 through 74		Age 75 and over	
17	806	2,935		2,265	

Education – Participants by program during FY 2020



MGIB-AD	MGIB-SR	DEA	VEAP	REAP	Post 9/11	Total participants
483	1,271	6,619	0	2	13,075	21,450

Insurance



Life insurance payments during FY 2020	Total face value of insurance at the end of FY 2020	Total number of policies at the end of FY 2020
\$23,139,722	\$117,738,015	9,899

Home Loan Guaranty – Loans guaranteed during FY 2020



Number of loans	Total amount of loans
23,474	\$5,586,586,631

Veteran Readiness and Employment – Participants during FY 2020



Total applicants	Number of new plans of service (enrollments)	Number of entitled applicants	Number of program participants	Number of Veterans rehabilitated through independent living	Number of Veterans rehabilitated by obtaining suitable employment
1,881	715	1,032	2,605	33	170



VA



U.S. Department of Veterans Affairs
Veterans Benefits Administration

Alaska

Estimated total Veteran population: 69,384



Compensation – Veterans on the rolls at the end of FY 2020

Number of Veterans		Estimated total amount paid monthly		Estimated total amount paid annually	
20,910		\$28,519,362		\$342,232,348	
Age 34 and under	Age 35 through 54	Age 55 through 74	Age 75 and over		
2,421	8,075	8,687	1,727		



Pension – Veterans on the rolls at the end of FY 2020

Number of Veterans		Estimated total amount paid monthly		Estimated total amount paid annually	
253		\$205,068		\$2,460,819	
Age 34 and under	Age 35 through 64	Age 65 through 74	Age 75 and over		
0	39	156	58		



Education – Participants by program during FY 2020

MGIB-AD	MGIB-SR	DEA	VEAP	REAP	Post 9/11	Total participants
27	32	274	0	0	2,373	2,706



Insurance

Life insurance payments during FY 2020	Total face value of insurance at the end of FY 2020	Total number of policies at the end of FY 2020
\$2,004,210	\$10,197,691	832



Home Loan Guaranty – Loans guaranteed during FY 2020

Number of loans	Total amount of loans
6,312	\$2,084,758,934



Veteran Readiness and Employment – Participants during FY 2020

Total applicants	Number of new plans of service (enrollments)	Number of entitled applicants	Number of program participants	Number of Veterans rehabilitated through independent living	Number of Veterans rehabilitated by obtaining suitable employment
423	96	175	620	0	83



Estimated total Veteran population: 504,451

Arizona



Compensation – Veterans on the rolls at the end of FY 2020

Number of Veterans		Estimated total amount paid monthly		Estimated total amount paid annually	
125,397		\$180,392,233		\$2,164,706,791	
Age 34 and under	Age 35 through 54	Age 55 through 74		Age 75 and over	
16,137	37,365	52,621		19,253	



Pension – Veterans on the rolls at the end of FY 2020

Number of Veterans		Estimated total amount paid monthly		Estimated total amount paid annually	
5,041		\$4,924,562		\$59,094,748	
Age 34 and under	Age 35 through 64	Age 65 through 74		Age 75 and over	
13	647	2,572		1,809	



Education – Participants by program during FY 2020

MGIB-AD	MGIB-SR	DEA	VEAP	REAP	Post 9/11	Total participants
1,349	725	5,257	0	0	42,510	49,841



Insurance

Life insurance payments during FY 2020	Total face value of insurance at the end of FY 2020	Total number of policies at the end of FY 2020
\$24,698,488	\$125,669,228	10,141



Home Loan Guaranty – Loans guaranteed during FY 2020

Number of loans	Total amount of loans
54,737	\$15,335,623,803



Veteran Readiness and Employment – Participants during FY 2020

Total applicants	Number of new plans of service (enrollments)	Number of entitled applicants	Number of program participants	Number of Veterans rehabilitated through independent living	Number of Veterans rehabilitated by obtaining suitable employment
2,352	605	1,215	2,069	31	198



VA



U.S. Department of Veterans Affairs
Veterans Benefits Administration

Arkansas

Estimated total Veteran population: 202,517



Compensation – Veterans on the rolls at the end of FY 2020

Number of Veterans		Estimated total amount paid monthly		Estimated total amount paid annually	
54,605		\$92,860,087		\$1,114,321,048	
Age 34 and under	Age 35 through 54	Age 55 through 74	Age 75 and over		
4,924	16,691	25,640	7,349		



Pension – Veterans on the rolls at the end of FY 2020

Number of Veterans		Estimated total amount paid monthly		Estimated total amount paid annually	
3,149		\$3,211,322		\$38,535,862	
Age 34 and under	Age 35 through 64	Age 65 through 74	Age 75 and over		
11	494	1,574	1,070		



Education – Participants by program during FY 2020

MGIB-AD	MGIB-SR	DEA	VEAP	REAP	Post 9/11	Total participants
117	800	2,199	0	2	3,730	6,848



Insurance

Life insurance payments during FY 2020	Total face value of insurance at the end of FY 2020	Total number of policies at the end of FY 2020
\$12,347,358	\$62,825,019	5,340



Home Loan Guaranty – Loans guaranteed during FY 2020

Number of loans	Total amount of loans
9,927	\$2,050,245,919



Veteran Readiness and Employment – Participants during FY 2020

Total applicants	Number of new plans of service (enrollments)	Number of entitled applicants	Number of program participants	Number of Veterans rehabilitated through independent living	Number of Veterans rehabilitated by obtaining suitable employment
824	277	511	987	11	82

Estimated total Veteran population: 1,659,401

California

Compensation – Veterans on the rolls at the end of FY 2020



Number of Veterans		Estimated total amount paid monthly		Estimated total amount paid annually	
430,338		\$645,267,480		\$7,743,209,763	
Age 34 and under	Age 35 through 54	Age 55 through 74		Age 75 and over	
63,015	137,421	164,859		65,031	

Pension – Veterans on the rolls at the end of FY 2020



Number of Veterans		Estimated total amount paid monthly		Estimated total amount paid annually	
20,981		\$23,524,407		\$282,292,884	
Age 34 and under	Age 35 through 64	Age 65 through 74		Age 75 and over	
33	2,292	10,022		8,634	

Education – Participants by program during FY 2020



MGIB-AD	MGIB-SR	DEA	VEAP	REAP	Post 9/11	Total participants
1,175	525	12,380	0	0	70,331	84,411

Insurance



Life insurance payments during FY 2020	Total face value of insurance at the end of FY 2020	Total number of policies at the end of FY 2020
\$100,214,063	\$509,902,631	39,465

Home Loan Guaranty – Loans guaranteed during FY 2020



Number of loans	Total amount of loans
130,659	\$57,357,357,686

Veteran Readiness and Employment – Participants during FY 2020



Total applicants	Number of new plans of service (enrollments)	Number of entitled applicants	Number of program participants	Number of Veterans rehabilitated through independent living	Number of Veterans rehabilitated by obtaining suitable employment
11,917	4,414	7,136	14,861	8	1,096



VA



U.S. Department of Veterans Affairs
Veterans Benefits Administration

Colorado

Estimated total Veteran population: 392,115



Compensation – Veterans on the rolls at the end of FY 2020

Number of Veterans		Estimated total amount paid monthly		Estimated total amount paid annually	
115,569		\$162,377,035		\$1,948,524,420	
Age 34 and under	Age 35 through 54	Age 55 through 74	Age 75 and over		
18,063	40,748	42,397	14,352		



Pension – Veterans on the rolls at the end of FY 2020

Number of Veterans		Estimated total amount paid monthly		Estimated total amount paid annually	
3,128		\$3,302,819		\$39,633,834	
Age 34 and under	Age 35 through 64	Age 65 through 74	Age 75 and over		
11	446	1,557	1,114		



Education – Participants by program during FY 2020

MGIB-AD	MGIB-SR	DEA	VEAP	REAP	Post 9/11	Total participants
478	419	2,750	0	0	22,285	25,932



Insurance

Life insurance payments during FY 2020	Total face value of insurance at the end of FY 2020	Total number of policies at the end of FY 2020
\$18,320,898	\$93,219,191	7,527



Home Loan Guaranty – Loans guaranteed during FY 2020

Number of loans	Total amount of loans
51,305	\$18,220,576,467



Veteran Readiness and Employment – Participants during FY 2020

Total applicants	Number of new plans of service (enrollments)	Number of entitled applicants	Number of program participants	Number of Veterans rehabilitated through independent living	Number of Veterans rehabilitated by obtaining suitable employment
2,707	942	1,580	3,444	0	345

Estimated total Veteran population: 167,453

Connecticut

Compensation – Veterans on the rolls at the end of FY 2020



Number of Veterans		Estimated total amount paid monthly		Estimated total amount paid annually	
30,087		\$39,344,296		\$472,131,550	
Age 34 and under	Age 35 through 54	Age 55 through 74	Age 75 and over		
3,779	8,539	12,494	5,271		

Pension – Veterans on the rolls at the end of FY 2020



Number of Veterans		Estimated total amount paid monthly		Estimated total amount paid annually	
1,298		\$1,281,866		\$15,382,392	
Age 34 and under	Age 35 through 64	Age 65 through 74	Age 75 and over		
8	158	523	609		

Education – Participants by program during FY 2020



MGIB-AD	MGIB-SR	DEA	VEAP	REAP	Post 9/11	Total participants
88	572	478	0	0	4,088	5,226

Insurance



Life insurance payments during FY 2020	Total face value of insurance at the end of FY 2020	Total number of policies at the end of FY 2020
\$13,090,695	\$66,607,214	5,008

Home Loan Guaranty – Loans guaranteed during FY 2020



Number of loans	Total amount of loans
5,712	\$1,630,331,615

Veteran Readiness and Employment – Participants during FY 2020



Total applicants	Number of new plans of service (enrollments)	Number of entitled applicants	Number of program participants	Number of Veterans rehabilitated through independent living	Number of Veterans rehabilitated by obtaining suitable employment
641	258	396	1,195	3	80



VA



U.S. Department of Veterans Affairs
Veterans Benefits Administration

Delaware

Estimated total Veteran population: 70,340



Compensation – Veterans on the rolls at the end of FY 2020

Number of Veterans		Estimated total amount paid monthly		Estimated total amount paid annually	
15,231		\$22,698,770		\$272,385,243	
Age 34 and under	Age 35 through 54	Age 55 through 74	Age 75 and over		
1,234	4,292	7,553	2,150		



Pension – Veterans on the rolls at the end of FY 2020

Number of Veterans		Estimated total amount paid monthly		Estimated total amount paid annually	
359		\$353,235		\$4,238,817	
Age 34 and under	Age 35 through 64	Age 65 through 74	Age 75 and over		
1	55	173	130		



Education – Participants by program during FY 2020

MGIB-AD	MGIB-SR	DEA	VEAP	REAP	Post 9/11	Total participants
17	122	321	0	0	1,603	2,063



Insurance

Life insurance payments during FY 2020	Total face value of insurance at the end of FY 2020	Total number of policies at the end of FY 2020
\$3,907,884	\$19,883,842	1,672



Home Loan Guaranty – Loans guaranteed during FY 2020

Number of loans	Total amount of loans
4,672	\$1,303,158,287



Veteran Readiness and Employment – Participants during FY 2020

Total applicants	Number of new plans of service (enrollments)	Number of entitled applicants	Number of program participants	Number of Veterans rehabilitated through independent living	Number of Veterans rehabilitated by obtaining suitable employment
212	76	110	210	0	22

Estimated total Veteran population: 28,928

District of Columbia

Compensation – Veterans on the rolls at the end of FY 2020



Number of Veterans		Estimated total amount paid monthly		Estimated total amount paid annually	
5,776		\$7,940,113		\$95,281,351	
Age 34 and under	Age 35 through 54	Age 55 through 74	Age 75 and over		
737	2,195	2,143	700		

Pension – Veterans on the rolls at the end of FY 2020



Number of Veterans		Estimated total amount paid monthly		Estimated total amount paid annually	
515		\$454,501		\$5,454,017	
Age 34 and under	Age 35 through 64	Age 65 through 74	Age 75 and over		
1	80	304	130		

Education – Participants by program during FY 2020



MGIB-AD	MGIB-SR	DEA	VEAP	REAP	Post 9/11	Total participants
55	51	416	0	0	4,765	5,287

Insurance



Life insurance payments during FY 2020	Total face value of insurance at the end of FY 2020	Total number of policies at the end of FY 2020
\$1,599,049	\$8,136,177	656

Home Loan Guaranty – Loans guaranteed during FY 2020



Number of loans	Total amount of loans
1,492	\$877,042,808

Veteran Readiness and Employment – Participants during FY 2020



Total applicants	Number of new plans of service (enrollments)	Number of entitled applicants	Number of program participants	Number of Veterans rehabilitated through independent living	Number of Veterans rehabilitated by obtaining suitable employment
159	39	74	174	0	17



VA



U.S. Department of Veterans Affairs
Veterans Benefits Administration

Florida

Estimated total Veteran population: 1,517,442



Compensation – Veterans on the rolls at the end of FY 2020

Number of Veterans		Estimated total amount paid monthly		Estimated total amount paid annually	
401,118		\$587,737,212		\$7,052,846,544	
Age 34 and under	Age 35 through 54	Age 55 through 74	Age 75 and over		
40,267	117,811	179,682	63,351		



Pension – Veterans on the rolls at the end of FY 2020

Number of Veterans		Estimated total amount paid monthly		Estimated total amount paid annually	
18,871		\$21,629,641		\$259,555,692	
Age 34 and under	Age 35 through 64	Age 65 through 74	Age 75 and over		
77	2,561	8,491	7,741		



Education – Participants by program during FY 2020

MGIB-AD	MGIB-SR	DEA	VEAP	REAP	Post 9/11	Total participants
969	1,409	10,604	0	3	48,271	61,256



Insurance

Life insurance payments during FY 2020	Total face value of insurance at the end of FY 2020	Total number of policies at the end of FY 2020
\$98,014,517	\$498,711,037	39,575



Home Loan Guaranty – Loans guaranteed during FY 2020

Number of loans	Total amount of loans
106,115	\$29,561,232,594



Veteran Readiness and Employment – Participants during FY 2020

Total applicants	Number of new plans of service (enrollments)	Number of entitled applicants	Number of program participants	Number of Veterans rehabilitated through independent living	Number of Veterans rehabilitated by obtaining suitable employment
8,149	2,378	4,470	9,280	28	825

Estimated total Veteran population: 696,191

Georgia



Compensation – Veterans on the rolls at the end of FY 2020

Number of Veterans		Estimated total amount paid monthly		Estimated total amount paid annually	
214,966		\$349,582,579		\$4,194,990,953	
Age 34 and under	Age 35 through 54	Age 55 through 74	Age 75 and over		
25,352	73,649	92,730	23,225		



Pension – Veterans on the rolls at the end of FY 2020

Number of Veterans		Estimated total amount paid monthly		Estimated total amount paid annually	
7,993		\$8,624,856		\$103,498,270	
Age 34 and under	Age 35 through 64	Age 65 through 74	Age 75 and over		
33	1,340	4,080	2,539		



Education – Participants by program during FY 2020

MGIB-AD	MGIB-SR	DEA	VEAP	REAP	Post 9/11	Total participants
571	1,552	9,021	0	0	21,751	32,895



Insurance

Life insurance payments during FY 2020	Total face value of insurance at the end of FY 2020	Total number of policies at the end of FY 2020
\$43,240,965	\$220,015,841	18,538



Home Loan Guaranty – Loans guaranteed during FY 2020

Number of loans	Total amount of loans
54,776	\$13,738,209,401



Veteran Readiness and Employment – Participants during FY 2020

Total applicants	Number of new plans of service (enrollments)	Number of entitled applicants	Number of program participants	Number of Veterans rehabilitated through independent living	Number of Veterans rehabilitated by obtaining suitable employment
5,378	1,215	2,356	4,643	2	313



VA



U.S. Department of Veterans Affairs
Veterans Benefits Administration

Hawaii

Estimated total Veteran population: 114,521



Compensation – Veterans on the rolls at the end of FY 2020

Number of Veterans		Estimated total amount paid monthly		Estimated total amount paid annually	
30,380		\$43,357,310		\$520,287,717	
Age 34 and under	Age 35 through 54	Age 55 through 74	Age 75 and over		
3,191	9,609	12,674	4,903		



Pension – Veterans on the rolls at the end of FY 2020

Number of Veterans		Estimated total amount paid monthly		Estimated total amount paid annually	
592		\$502,153		\$6,025,831	
Age 34 and under	Age 35 through 64	Age 65 through 74	Age 75 and over		
1	62	373	156		



Education – Participants by program during FY 2020

MGIB-AD	MGIB-SR	DEA	VEAP	REAP	Post 9/11	Total participants
40	89	457	0	0	4,961	5,547



Insurance

Life insurance payments during FY 2020	Total face value of insurance at the end of FY 2020	Total number of policies at the end of FY 2020
\$9,759,877	\$49,659,565	3,467



Home Loan Guaranty – Loans guaranteed during FY 2020

Number of loans	Total amount of loans
10,795	\$6,248,562,212



Veteran Readiness and Employment – Participants during FY 2020

Total applicants	Number of new plans of service (enrollments)	Number of entitled applicants	Number of program participants	Number of Veterans rehabilitated through independent living	Number of Veterans rehabilitated by obtaining suitable employment
1,211	442	712	1,790	7	124



Estimated total Veteran population: 124,302

Idaho



Compensation – Veterans on the rolls at the end of FY 2020

Number of Veterans		Estimated total amount paid monthly		Estimated total amount paid annually	
35,097		\$47,873,679		\$574,484,154	
Age 34 and under	Age 35 through 54	Age 55 through 74	Age 75 and over		
4,269	10,795	14,793	5,234		



Pension – Veterans on the rolls at the end of FY 2020

Number of Veterans		Estimated total amount paid monthly		Estimated total amount paid annually	
1,267		\$1,253,687		\$15,044,243	
Age 34 and under	Age 35 through 64	Age 65 through 74	Age 75 and over		
1	138	585	543		



Education – Participants by program during FY 2020

MGIB-AD	MGIB-SR	DEA	VEAP	REAP	Post 9/11	Total participants
88	268	702	0	1	3,111	4,170



Insurance

Life insurance payments during FY 2020	Total face value of insurance at the end of FY 2020	Total number of policies at the end of FY 2020
\$5,521,017	\$28,091,677	2,281



Home Loan Guaranty – Loans guaranteed during FY 2020

Number of loans	Total amount of loans
11,619	\$3,312,926,795



Veteran Readiness and Employment – Participants during FY 2020

Total applicants	Number of new plans of service (enrollments)	Number of entitled applicants	Number of program participants	Number of Veterans rehabilitated through independent living	Number of Veterans rehabilitated by obtaining suitable employment
434	179	294	577	0	63



VA



U.S. Department of Veterans Affairs
Veterans Benefits Administration



Compensation – Veterans on the rolls at the end of FY 2020

Number of Veterans		Estimated total amount paid monthly		Estimated total amount paid annually	
107,887		\$159,855,673		\$1,918,268,078	
Age 34 and under	Age 35 through 54	Age 55 through 74	Age 75 and over		
13,425	33,307	46,682	14,469		



Pension – Veterans on the rolls at the end of FY 2020

Number of Veterans		Estimated total amount paid monthly		Estimated total amount paid annually	
6,388		\$6,762,749		\$81,152,993	
Age 34 and under	Age 35 through 64	Age 65 through 74	Age 75 and over		
14	791	3,189	2,394		



Education – Participants by program during FY 2020

MGIB-AD	MGIB-SR	DEA	VEAP	REAP	Post 9/11	Total participants
1,004	2,214	2,495	0	3	14,248	19,964



Insurance

Life insurance payments during FY 2020	Total face value of insurance at the end of FY 2020	Total number of policies at the end of FY 2020
\$39,156,007	\$199,231,027	14,505



Home Loan Guaranty – Loans guaranteed during FY 2020

Number of loans	Total amount of loans
21,975	\$5,381,462,867



Veteran Readiness and Employment – Participants during FY 2020

Total applicants	Number of new plans of service (enrollments)	Number of entitled applicants	Number of program participants	Number of Veterans rehabilitated through independent living	Number of Veterans rehabilitated by obtaining suitable employment
1,467	389	765	1,487	3	152

Estimated total Veteran population: 411,140

Indiana



Compensation – Veterans on the rolls at the end of FY 2020

Number of Veterans		Estimated total amount paid monthly		Estimated total amount paid annually	
96,048		\$111,444,801		\$1,337,337,616	
Age 34 and under	Age 35 through 54	Age 55 through 74	Age 75 and over		
9,666	26,319	45,094	14,964		



Pension – Veterans on the rolls at the end of FY 2020

Number of Veterans		Estimated total amount paid monthly		Estimated total amount paid annually	
3,867		\$4,499,707		\$53,996,484	
Age 34 and under	Age 35 through 64	Age 65 through 74	Age 75 and over		
8	560	1,667	1,632		



Education – Participants by program during FY 2020

MGIB-AD	MGIB-SR	DEA	VEAP	REAP	Post 9/11	Total participants
469	928	1,746	0	1	11,692	14,836



Insurance

Life insurance payments during FY 2020	Total face value of insurance at the end of FY 2020	Total number of policies at the end of FY 2020
\$16,788,775	\$85,423,546	6,922



Home Loan Guaranty – Loans guaranteed during FY 2020

Number of loans	Total amount of loans
20,335	\$4,291,180,724



Veteran Readiness and Employment – Participants during FY 2020

Total applicants	Number of new plans of service (enrollments)	Number of entitled applicants	Number of program participants	Number of Veterans rehabilitated through independent living	Number of Veterans rehabilitated by obtaining suitable employment
1,239	547	846	1,851	12	162



VA



U.S. Department of Veterans Affairs
Veterans Benefits Administration



Compensation – Veterans on the rolls at the end of FY 2020

Number of Veterans		Estimated total amount paid monthly		Estimated total amount paid annually	
44,010		\$52,885,400		\$634,624,805	
Age 34 and under	Age 35 through 54	Age 55 through 74	Age 75 and over		
4,431	11,477	20,239	7,855		



Pension – Veterans on the rolls at the end of FY 2020

Number of Veterans		Estimated total amount paid monthly		Estimated total amount paid annually	
2,142		\$2,118,128		\$25,417,539	
Age 34 and under	Age 35 through 64	Age 65 through 74	Age 75 and over		
3	250	985	904		



Education – Participants by program during FY 2020

MGIB-AD	MGIB-SR	DEA	VEAP	REAP	Post 9/11	Total participants
105	995	779	0	3	4,193	6,075



Insurance

Life insurance payments during FY 2020	Total face value of insurance at the end of FY 2020	Total number of policies at the end of FY 2020
\$11,580,805	\$58,924,694	4,044



Home Loan Guaranty – Loans guaranteed during FY 2020

Number of loans	Total amount of loans
6,455	\$1,412,539,210



Veteran Readiness and Employment – Participants during FY 2020

Total applicants	Number of new plans of service (enrollments)	Number of entitled applicants	Number of program participants	Number of Veterans rehabilitated through independent living	Number of Veterans rehabilitated by obtaining suitable employment
471	268	332	994	3	77

Estimated total Veteran population: 196,821

Kansas

Compensation – Veterans on the rolls at the end of FY 2020



Number of Veterans		Estimated total amount paid monthly		Estimated total amount paid annually	
42,646		\$60,763,976		\$729,167,717	
Age 34 and under	Age 35 through 54	Age 55 through 74	Age 75 and over		
5,061	13,839	18,121	5,622		

Pension – Veterans on the rolls at the end of FY 2020



Number of Veterans		Estimated total amount paid monthly		Estimated total amount paid annually	
1,962		\$2,027,069		\$24,324,823	
Age 34 and under	Age 35 through 64	Age 65 through 74	Age 75 and over		
3	235	913	811		

Education – Participants by program during FY 2020



MGIB-AD	MGIB-SR	DEA	VEAP	REAP	Post 9/11	Total participants
367	451	1,318	0	1	7,048	9,185

Insurance



Life insurance payments during FY 2020	Total face value of insurance at the end of FY 2020	Total number of policies at the end of FY 2020
\$9,286,278	\$47,249,832	3,609

Home Loan Guaranty – Loans guaranteed during FY 2020



Number of loans	Total amount of loans
9,047	\$2,014,172,803

Veteran Readiness and Employment – Participants during FY 2020



Total applicants	Number of new plans of service (enrollments)	Number of entitled applicants	Number of program participants	Number of Veterans rehabilitated through independent living	Number of Veterans rehabilitated by obtaining suitable employment
684	221	386	924	0	78



VA



U.S. Department of Veterans Affairs
Veterans Benefits Administration

Kentucky

Estimated total Veteran population: 288,894



Compensation – Veterans on the rolls at the end of FY 2020

Number of Veterans		Estimated total amount paid monthly		Estimated total amount paid annually	
71,206		\$103,796,836		\$1,245,562,037	
Age 34 and under	Age 35 through 54	Age 55 through 74	Age 75 and over		
6,563	21,470	33,147	10,025		



Pension – Veterans on the rolls at the end of FY 2020

Number of Veterans		Estimated total amount paid monthly		Estimated total amount paid annually	
3,812		\$3,951,038		\$47,412,451	
Age 34 and under	Age 35 through 64	Age 65 through 74	Age 75 and over		
7	582	1,917	1,306		



Education – Participants by program during FY 2020

MGIB-AD	MGIB-SR	DEA	VEAP	REAP	Post 9/11	Total participants
160	843	2,248	0	2	6,201	9,454



Insurance

Life insurance payments during FY 2020	Total face value of insurance at the end of FY 2020	Total number of policies at the end of FY 2020
\$14,062,350	\$71,551,125	6,012



Home Loan Guaranty – Loans guaranteed during FY 2020

Number of loans	Total amount of loans
13,232	\$2,886,545,394



Veteran Readiness and Employment – Participants during FY 2020

Total applicants	Number of new plans of service (enrollments)	Number of entitled applicants	Number of program participants	Number of Veterans rehabilitated through independent living	Number of Veterans rehabilitated by obtaining suitable employment
1,107	509	704	1,713	7	140

Estimated total Veteran population: 287,746

Louisiana

Compensation – Veterans on the rolls at the end of FY 2020



Number of Veterans		Estimated total amount paid monthly		Estimated total amount paid annually	
69,371		\$109,866,205		\$1,318,394,463	
Age 34 and under	Age 35 through 54	Age 55 through 74	Age 75 and over		
6,533	23,216	30,116	9,505		

Pension – Veterans on the rolls at the end of FY 2020



Number of Veterans		Estimated total amount paid monthly		Estimated total amount paid annually	
4,631		\$4,740,380		\$56,884,558	
Age 34 and under	Age 35 through 64	Age 65 through 74	Age 75 and over		
9	724	2,493	1,405		

Education – Participants by program during FY 2020



MGIB-AD	MGIB-SR	DEA	VEAP	REAP	Post 9/11	Total participants
113	1,435	3,043	0	5	5,985	10,581

Insurance



Life insurance payments during FY 2020	Total face value of insurance at the end of FY 2020	Total number of policies at the end of FY 2020
\$17,023,794	\$86,619,355	7,090

Home Loan Guaranty – Loans guaranteed during FY 2020



Number of loans	Total amount of loans
12,752	\$3,026,230,508

Veteran Readiness and Employment – Participants during FY 2020



Total applicants	Number of new plans of service (enrollments)	Number of entitled applicants	Number of program participants	Number of Veterans rehabilitated through independent living	Number of Veterans rehabilitated by obtaining suitable employment
1,283	350	554	1,135	9	99



VA



U.S. Department of Veterans Affairs
Veterans Benefits Administration

Maine

Estimated total Veteran population: 109,566



Compensation – Veterans on the rolls at the end of FY 2020

Number of Veterans		Estimated total amount paid monthly		Estimated total amount paid annually	
29,653		\$47,838,612		\$574,063,345	
Age 34 and under	Age 35 through 54	Age 55 through 74	Age 75 and over		
2,639	7,931	14,025	5,057		



Pension – Veterans on the rolls at the end of FY 2020

Number of Veterans		Estimated total amount paid monthly		Estimated total amount paid annually	
1,211		\$1,062,730		\$12,752,761	
Age 34 and under	Age 35 through 64	Age 65 through 74	Age 75 and over		
6	181	693	331		



Education – Participants by program during FY 2020

MGIB-AD	MGIB-SR	DEA	VEAP	REAP	Post 9/11	Total participants
27	158	784	0	1	1,894	2,864



Insurance

Life insurance payments during FY 2020	Total face value of insurance at the end of FY 2020	Total number of policies at the end of FY 2020
\$6,960,329	\$35,415,088	3,025



Home Loan Guaranty – Loans guaranteed during FY 2020

Number of loans	Total amount of loans
4,447	\$1,068,317,016



Veteran Readiness and Employment – Participants during FY 2020

Total applicants	Number of new plans of service (enrollments)	Number of entitled applicants	Number of program participants	Number of Veterans rehabilitated through independent living	Number of Veterans rehabilitated by obtaining suitable employment
350	148	239	638	2	66

Estimated total Veteran population: 384,662

Maryland

Compensation – Veterans on the rolls at the end of FY 2020



Number of Veterans		Estimated total amount paid monthly		Estimated total amount paid annually	
94,417		\$140,555,169		\$1,686,662,031	
Age 34 and under	Age 35 through 54	Age 55 through 74	Age 75 and over		
9,899	36,129	39,172	9,210		

Pension – Veterans on the rolls at the end of FY 2020



Number of Veterans		Estimated total amount paid monthly		Estimated total amount paid annually	
2,559		\$2,742,253		\$32,907,038	
Age 34 and under	Age 35 through 64	Age 65 through 74	Age 75 and over		
6	341	1,248	964		

Education – Participants by program during FY 2020



MGIB-AD	MGIB-SR	DEA	VEAP	REAP	Post 9/11	Total participants
518	433	2,192	0	1	21,932	25,076

Insurance



Life insurance payments during FY 2020	Total face value of insurance at the end of FY 2020	Total number of policies at the end of FY 2020
\$20,955,557	\$106,624,692	8,324

Home Loan Guaranty – Loans guaranteed during FY 2020



Number of loans	Total amount of loans
35,215	\$13,456,145,946

Veteran Readiness and Employment – Participants during FY 2020



Total applicants	Number of new plans of service (enrollments)	Number of entitled applicants	Number of program participants	Number of Veterans rehabilitated through independent living	Number of Veterans rehabilitated by obtaining suitable employment
2,133	527	900	2,748	3	178



VA



U.S. Department of Veterans Affairs
Veterans Benefits Administration

Massachusetts

Estimated total Veteran population: 314,818



Compensation – Veterans on the rolls at the end of FY 2020

Number of Veterans		Estimated total amount paid monthly		Estimated total amount paid annually	
68,307		\$96,228,052		\$1,154,736,625	
Age 34 and under	Age 35 through 54	Age 55 through 74	Age 75 and over		
8,334	16,522	28,486	14,961		



Pension – Veterans on the rolls at the end of FY 2020

Number of Veterans		Estimated total amount paid monthly		Estimated total amount paid annually	
2,490		\$2,446,103		\$29,353,233	
Age 34 and under	Age 35 through 64	Age 65 through 74	Age 75 and over		
2	247	1,214	1,027		



Education – Participants by program during FY 2020

MGIB-AD	MGIB-SR	DEA	VEAP	REAP	Post 9/11	Total participants
79	766	1,224	0	2	8,931	11,002



Insurance

Life insurance payments during FY 2020	Total face value of insurance at the end of FY 2020	Total number of policies at the end of FY 2020
\$23,103,169	\$117,552,028	9,694



Home Loan Guaranty – Loans guaranteed during FY 2020

Number of loans	Total amount of loans
11,358	\$4,105,712,953



Veteran Readiness and Employment – Participants during FY 2020

Total applicants	Number of new plans of service (enrollments)	Number of entitled applicants	Number of program participants	Number of Veterans rehabilitated through independent living	Number of Veterans rehabilitated by obtaining suitable employment
1,454	963	1,233	3,312	0	157

Estimated total Veteran population: 567,919

Michigan

Compensation – Veterans on the rolls at the end of FY 2020



Number of Veterans		Estimated total amount paid monthly		Estimated total amount paid annually	
115,816		\$169,072,974		\$2,028,875,689	
Age 34 and under	Age 35 through 54	Age 55 through 74	Age 75 and over		
12,530	29,024	55,063	19,185		

Pension – Veterans on the rolls at the end of FY 2020



Number of Veterans		Estimated total amount paid monthly		Estimated total amount paid annually	
7,259		\$8,064,700		\$96,776,398	
Age 34 and under	Age 35 through 64	Age 65 through 74	Age 75 and over		
14	1,042	3,453	2,750		

Education – Participants by program during FY 2020



MGIB-AD	MGIB-SR	DEA	VEAP	REAP	Post 9/11	Total participants
135	934	1,977	0	1	8,742	11,789

Insurance



Life insurance payments during FY 2020	Total face value of insurance at the end of FY 2020	Total number of policies at the end of FY 2020
\$31,205,563	\$158,778,097	13,060

Home Loan Guaranty – Loans guaranteed during FY 2020



Number of loans	Total amount of loans
21,004	\$4,439,102,561

Veteran Readiness and Employment – Participants during FY 2020



Total applicants	Number of new plans of service (enrollments)	Number of entitled applicants	Number of program participants	Number of Veterans rehabilitated through independent living	Number of Veterans rehabilitated by obtaining suitable employment
1,455	506	878	2,984	20	186



VA



U.S. Department of Veterans Affairs
Veterans Benefits Administration

Minnesota

Estimated total Veteran population: 312,843



Compensation – Veterans on the rolls at the end of FY 2020

Number of Veterans		Estimated total amount paid monthly		Estimated total amount paid annually	
100,158		\$99,647,891		\$1,195,774,692	
Age 34 and under	Age 35 through 54	Age 55 through 74	Age 75 and over		
7,760	20,342	46,101	25,944		



Pension – Veterans on the rolls at the end of FY 2020

Number of Veterans		Estimated total amount paid monthly		Estimated total amount paid annually	
2,650		\$2,483,510		\$29,802,122	
Age 34 and under	Age 35 through 64	Age 65 through 74	Age 75 and over		
3	319	1,248	1,080		



Education – Participants by program during FY 2020

MGIB-AD	MGIB-SR	DEA	VEAP	REAP	Post 9/11	Total participants
241	922	1,869	0	1	8,834	11,867



Insurance

Life insurance payments during FY 2020	Total face value of insurance at the end of FY 2020	Total number of policies at the end of FY 2020
\$22,505,851	\$114,512,797	9,343



Home Loan Guaranty – Loans guaranteed during FY 2020

Number of loans	Total amount of loans
15,956	\$4,280,993,283



Veteran Readiness and Employment – Participants during FY 2020

Total applicants	Number of new plans of service (enrollments)	Number of entitled applicants	Number of program participants	Number of Veterans rehabilitated through independent living	Number of Veterans rehabilitated by obtaining suitable employment
762	405	558	1,523	0	145



U.S. Department of Veterans Affairs
Veterans Benefits Administration



Estimated total Veteran population: 185,462

Mississippi

Compensation – Veterans on the rolls at the end of FY 2020



Number of Veterans		Estimated total amount paid monthly		Estimated total amount paid annually	
49,331		\$77,292,898		\$927,514,776	
Age 34 and under	Age 35 through 54	Age 55 through 74	Age 75 and over		
4,179	15,375	23,366	6,409		

Pension – Veterans on the rolls at the end of FY 2020



Number of Veterans		Estimated total amount paid monthly		Estimated total amount paid annually	
2,649		\$2,532,096		\$30,385,149	
Age 34 and under	Age 35 through 64	Age 65 through 74	Age 75 and over		
6	431	1,361	851		

Education – Participants by program during FY 2020



MGIB-AD	MGIB-SR	DEA	VEAP	REAP	Post 9/11	Total participants
85	869	1,842	0	1	4,370	7,167

Insurance



Life insurance payments during FY 2020	Total face value of insurance at the end of FY 2020	Total number of policies at the end of FY 2020
\$10,531,461	\$53,585,489	4,438

Home Loan Guaranty – Loans guaranteed during FY 2020



Number of loans	Total amount of loans
8,527	\$1,831,292,748

Veteran Readiness and Employment – Participants during FY 2020



Total applicants	Number of new plans of service (enrollments)	Number of entitled applicants	Number of program participants	Number of Veterans rehabilitated through independent living	Number of Veterans rehabilitated by obtaining suitable employment
686	179	369	474	3	39



VA



U.S. Department of Veterans Affairs
Veterans Benefits Administration

Missouri

Estimated total Veteran population: 421,490



Compensation – Veterans on the rolls at the end of FY 2020

Number of Veterans		Estimated total amount paid monthly		Estimated total amount paid annually	
102,534		\$144,935,624		\$1,739,227,488	
Age 34 and under	Age 35 through 54	Age 55 through 74	Age 75 and over		
10,360	28,244	47,431	16,486		



Pension – Veterans on the rolls at the end of FY 2020

Number of Veterans		Estimated total amount paid monthly		Estimated total amount paid annually	
5,354		\$5,965,514		\$71,586,174	
Age 34 and under	Age 35 through 64	Age 65 through 74	Age 75 and over		
8	708	2,608	2,030		



Education – Participants by program during FY 2020

MGIB-AD	MGIB-SR	DEA	VEAP	REAP	Post 9/11	Total participants
523	1,107	2,183	0	2	11,608	15,423



Insurance

Life insurance payments during FY 2020	Total face value of insurance at the end of FY 2020	Total number of policies at the end of FY 2020
\$21,216,419	\$107,951,991	8,479



Home Loan Guaranty – Loans guaranteed during FY 2020

Number of loans	Total amount of loans
21,534	\$4,738,600,027



Veteran Readiness and Employment – Participants during FY 2020

Total applicants	Number of new plans of service (enrollments)	Number of entitled applicants	Number of program participants	Number of Veterans rehabilitated through independent living	Number of Veterans rehabilitated by obtaining suitable employment
1,029	388	617	1,538	5	157

Estimated total Veteran population: 89,660

Montana

Compensation – Veterans on the rolls at the end of FY 2020



Number of Veterans		Estimated total amount paid monthly		Estimated total amount paid annually	
24,678		\$33,167,499		\$398,009,983	
Age 34 and under	Age 35 through 54	Age 55 through 74	Age 75 and over		
2,476	7,849	10,655	3,696		

Pension – Veterans on the rolls at the end of FY 2020



Number of Veterans		Estimated total amount paid monthly		Estimated total amount paid annually	
1,104		\$1,066,618		\$12,799,419	
Age 34 and under	Age 35 through 64	Age 65 through 74	Age 75 and over		
0	106	601	397		

Education – Participants by program during FY 2020



MGIB-AD	MGIB-SR	DEA	VEAP	REAP	Post 9/11	Total participants
52	155	353	0	0	1,903	2,463

Insurance



Life insurance payments during FY 2020	Total face value of insurance at the end of FY 2020	Total number of policies at the end of FY 2020
\$4,438,132	\$22,581,813	1,821

Home Loan Guaranty – Loans guaranteed during FY 2020



Number of loans	Total amount of loans
5,622	\$1,583,851,445

Veteran Readiness and Employment – Participants during FY 2020



Total applicants	Number of new plans of service (enrollments)	Number of entitled applicants	Number of program participants	Number of Veterans rehabilitated through independent living	Number of Veterans rehabilitated by obtaining suitable employment
423	217	297	653	1	45



VA



U.S. Department of Veterans Affairs
Veterans Benefits Administration

Nebraska

Estimated total Veteran population: 126,950



Compensation – Veterans on the rolls at the end of FY 2020

Number of Veterans		Estimated total amount paid monthly		Estimated total amount paid annually	
45,093		\$50,433,261		\$605,199,137	
Age 34 and under	Age 35 through 54	Age 55 through 74	Age 75 and over		
3,864	11,514	19,204	10,489		



Pension – Veterans on the rolls at the end of FY 2020

Number of Veterans		Estimated total amount paid monthly		Estimated total amount paid annually	
989		\$1,064,624		\$12,775,490	
Age 34 and under	Age 35 through 64	Age 65 through 74	Age 75 and over		
4	156	501	328		



Education – Participants by program during FY 2020

MGIB-AD	MGIB-SR	DEA	VEAP	REAP	Post 9/11	Total participants
248	318	1,024	0	0	4,501	6,091



Insurance

Life insurance payments during FY 2020	Total face value of insurance at the end of FY 2020	Total number of policies at the end of FY 2020
\$8,066,502	\$41,043,447	3,079



Home Loan Guaranty – Loans guaranteed during FY 2020

Number of loans	Total amount of loans
7,446	\$1,754,295,491



Veteran Readiness and Employment – Participants during FY 2020

Total applicants	Number of new plans of service (enrollments)	Number of entitled applicants	Number of program participants	Number of Veterans rehabilitated through independent living	Number of Veterans rehabilitated by obtaining suitable employment
340	131	231	450	0	46

Estimated total Veteran population: 221,608

Nevada

Compensation – Veterans on the rolls at the end of FY 2020



Number of Veterans		Estimated total amount paid monthly		Estimated total amount paid annually	
62,228		\$99,892,169		\$1,198,706,031	
Age 34 and under	Age 35 through 54	Age 55 through 74	Age 75 and over		
7,650	19,662	26,439	8,474		

Pension – Veterans on the rolls at the end of FY 2020



Number of Veterans		Estimated total amount paid monthly		Estimated total amount paid annually	
2,475		\$2,395,016		\$28,740,192	
Age 34 and under	Age 35 through 64	Age 65 through 74	Age 75 and over		
6	326	1,324	819		

Education – Participants by program during FY 2020



MGIB-AD	MGIB-SR	DEA	VEAP	REAP	Post 9/11	Total participants
133	423	1,091	0	0	4,617	6,264

Insurance



Life insurance payments during FY 2020	Total face value of insurance at the end of FY 2020	Total number of policies at the end of FY 2020
\$10,529,420	\$53,575,102	4,594

Home Loan Guaranty – Loans guaranteed during FY 2020



Number of loans	Total amount of loans
26,529	\$8,441,816,520

Veteran Readiness and Employment – Participants during FY 2020



Total applicants	Number of new plans of service (enrollments)	Number of entitled applicants	Number of program participants	Number of Veterans rehabilitated through independent living	Number of Veterans rehabilitated by obtaining suitable employment
1,400	371	606	1,337	6	90



VA



U.S. Department of Veterans Affairs
Veterans Benefits Administration

New Hampshire

Estimated total Veteran population: 99,248



Compensation – Veterans on the rolls at the end of FY 2020

Number of Veterans		Estimated total amount paid monthly		Estimated total amount paid annually	
22,779		\$30,701,726		\$368,420,710	
Age 34 and under	Age 35 through 54	Age 55 through 74	Age 75 and over		
2,749	6,256	9,998	3,776		



Pension – Veterans on the rolls at the end of FY 2020

Number of Veterans		Estimated total amount paid monthly		Estimated total amount paid annually	
601		\$639,852		\$7,678,228	
Age 34 and under	Age 35 through 64	Age 65 through 74	Age 75 and over		
0	47	268	286		



Education – Participants by program during FY 2020

MGIB-AD	MGIB-SR	DEA	VEAP	REAP	Post 9/11	Total participants
364	381	1,381	0	0	11,956	14,082



Insurance

Life insurance payments during FY 2020	Total face value of insurance at the end of FY 2020	Total number of policies at the end of FY 2020
\$5,630,139	\$28,646,906	2,263



Home Loan Guaranty – Loans guaranteed during FY 2020

Number of loans	Total amount of loans
5,037	\$1,496,413,750



Veteran Readiness and Employment – Participants during FY 2020

Total applicants	Number of new plans of service (enrollments)	Number of entitled applicants	Number of program participants	Number of Veterans rehabilitated through independent living	Number of Veterans rehabilitated by obtaining suitable employment
392	199	282	702	0	33

Estimated total Veteran population: 339,518

New Jersey

Compensation – Veterans on the rolls at the end of FY 2020



Number of Veterans		Estimated total amount paid monthly		Estimated total amount paid annually	
60,027		\$90,912,894		\$1,090,954,730	
Age 34 and under	Age 35 through 54	Age 55 through 74	Age 75 and over		
6,885	15,586	25,857	11,693		

Pension – Veterans on the rolls at the end of FY 2020



Number of Veterans		Estimated total amount paid monthly		Estimated total amount paid annually	
2,459		\$2,976,656		\$35,719,876	
Age 34 and under	Age 35 through 64	Age 65 through 74	Age 75 and over		
2	194	937	1,326		

Education – Participants by program during FY 2020



MGIB-AD	MGIB-SR	DEA	VEAP	REAP	Post 9/11	Total participants
78	838	864	0	0	6,744	8,524

Insurance



Life insurance payments during FY 2020	Total face value of insurance at the end of FY 2020	Total number of policies at the end of FY 2020
\$29,314,635	\$149,156,802	11,385

Home Loan Guaranty – Loans guaranteed during FY 2020



Number of loans	Total amount of loans
12,544	\$3,909,214,764

Veteran Readiness and Employment – Participants during FY 2020



Total applicants	Number of new plans of service (enrollments)	Number of entitled applicants	Number of program participants	Number of Veterans rehabilitated through independent living	Number of Veterans rehabilitated by obtaining suitable employment
1,179	491	777	1,969	74	123



VA



U.S. Department of Veterans Affairs
Veterans Benefits Administration

New Mexico

Estimated total Veteran population: 151,279



Compensation – Veterans on the rolls at the end of FY 2020

Number of Veterans		Estimated total amount paid monthly		Estimated total amount paid annually	
41,290		\$70,869,485		\$850,433,825	
Age 34 and under	Age 35 through 54	Age 55 through 74	Age 75 and over		
3,605	11,861	19,328	6,493		



Pension – Veterans on the rolls at the end of FY 2020

Number of Veterans		Estimated total amount paid monthly		Estimated total amount paid annually	
1,910		\$1,960,521		\$23,526,249	
Age 34 and under	Age 35 through 64	Age 65 through 74	Age 75 and over		
5	263	973	669		



Education – Participants by program during FY 2020

MGIB-AD	MGIB-SR	DEA	VEAP	REAP	Post 9/11	Total participants
233	194	1,316	0	0	2,781	4,524



Insurance

Life insurance payments during FY 2020	Total face value of insurance at the end of FY 2020	Total number of policies at the end of FY 2020
\$11,129,658	\$56,629,198	4,762



Home Loan Guaranty – Loans guaranteed during FY 2020

Number of loans	Total amount of loans
9,499	\$2,340,225,722



Veteran Readiness and Employment – Participants during FY 2020

Total applicants	Number of new plans of service (enrollments)	Number of entitled applicants	Number of program participants	Number of Veterans rehabilitated through independent living	Number of Veterans rehabilitated by obtaining suitable employment
547	234	308	834	14	96

Estimated total Veteran population: 737,765

New York

Compensation – Veterans on the rolls at the end of FY 2020



Number of Veterans		Estimated total amount paid monthly		Estimated total amount paid annually	
133,143		\$199,183,877		\$2,390,206,526	
Age 34 and under	Age 35 through 54	Age 55 through 74	Age 75 and over		
16,438	36,932	57,707	22,062		

Pension – Veterans on the rolls at the end of FY 2020



Number of Veterans		Estimated total amount paid monthly		Estimated total amount paid annually	
8,347		\$8,176,049		\$98,112,584	
Age 34 and under	Age 35 through 64	Age 65 through 74	Age 75 and over		
15	977	3,926	3,427		

Education – Participants by program during FY 2020



MGIB-AD	MGIB-SR	DEA	VEAP	REAP	Post 9/11	Total participants
310	1,123	2,971	0	1	22,007	26,412

Insurance



Life insurance payments during FY 2020	Total face value of insurance at the end of FY 2020	Total number of policies at the end of FY 2020
\$56,763,256	\$288,819,076	22,195

Home Loan Guaranty – Loans guaranteed during FY 2020



Number of loans	Total amount of loans
10,652	\$3,025,350,831

Veteran Readiness and Employment – Participants during FY 2020



Total applicants	Number of new plans of service (enrollments)	Number of entitled applicants	Number of program participants	Number of Veterans rehabilitated through independent living	Number of Veterans rehabilitated by obtaining suitable employment
2,490	781	1,263	3,133	20	248



VA



U.S. Department of Veterans Affairs
Veterans Benefits Administration

North Carolina

Estimated total Veteran population: 698,183



Compensation – Veterans on the rolls at the end of FY 2020

Number of Veterans		Estimated total amount paid monthly		Estimated total amount paid annually	
220,755		\$385,648,263		\$4,627,779,151	
Age 34 and under	Age 35 through 54	Age 55 through 74	Age 75 and over		
27,415	70,270	96,179	26,889		



Pension – Veterans on the rolls at the end of FY 2020

Number of Veterans		Estimated total amount paid monthly		Estimated total amount paid annually	
6,347		\$6,324,377		\$75,892,521	
Age 34 and under	Age 35 through 64	Age 65 through 74	Age 75 and over		
14	829	3,158	2,346		



Education – Participants by program during FY 2020

MGIB-AD	MGIB-SR	DEA	VEAP	REAP	Post 9/11	Total participants
1,009	936	9,434	0	4	19,785	31,168



Insurance

Life insurance payments during FY 2020	Total face value of insurance at the end of FY 2020	Total number of policies at the end of FY 2020
\$52,462,601	\$266,936,766	22,225



Home Loan Guaranty – Loans guaranteed during FY 2020

Number of loans	Total amount of loans
59,387	\$14,607,758,660



Veteran Readiness and Employment – Participants during FY 2020

Total applicants	Number of new plans of service (enrollments)	Number of entitled applicants	Number of program participants	Number of Veterans rehabilitated through independent living	Number of Veterans rehabilitated by obtaining suitable employment
4,709	1,701	2,647	6,447	5	422

Estimated total Veteran population: 53,606

North Dakota

Compensation – Veterans on the rolls at the end of FY 2020



Number of Veterans		Estimated total amount paid monthly		Estimated total amount paid annually	
13,595		\$17,115,035		\$205,380,418	
Age 34 and under	Age 35 through 54	Age 55 through 74	Age 75 and over		
1,367	4,337	5,818	2,072		

Pension – Veterans on the rolls at the end of FY 2020



Number of Veterans		Estimated total amount paid monthly		Estimated total amount paid annually	
388		\$319,166		\$3,829,992	
Age 34 and under	Age 35 through 64	Age 65 through 74	Age 75 and over		
1	43	199	145		

Education – Participants by program during FY 2020



MGIB-AD	MGIB-SR	DEA	VEAP	REAP	Post 9/11	Total participants
40	554	315	0	0	1,522	2,431

Insurance



Life insurance payments during FY 2020	Total face value of insurance at the end of FY 2020	Total number of policies at the end of FY 2020
\$2,624,879	\$13,355,735	1,115

Home Loan Guaranty – Loans guaranteed during FY 2020



Number of loans	Total amount of loans
2,521	\$668,298,631

Veteran Readiness and Employment – Participants during FY 2020



Total applicants	Number of new plans of service (enrollments)	Number of entitled applicants	Number of program participants	Number of Veterans rehabilitated through independent living	Number of Veterans rehabilitated by obtaining suitable employment
164	90	119	310	0	31



VA



U.S. Department of Veterans Affairs
Veterans Benefits Administration

Ohio

Estimated total Veteran population: 741,602



Compensation – Veterans on the rolls at the end of FY 2020

Number of Veterans		Estimated total amount paid monthly		Estimated total amount paid annually	
151,857		\$198,703,605		\$2,384,443,262	
Age 34 and under	Age 35 through 54	Age 55 through 74	Age 75 and over		
17,771	42,117	70,229	21,734		



Pension – Veterans on the rolls at the end of FY 2020

Number of Veterans		Estimated total amount paid monthly		Estimated total amount paid annually	
11,102		\$11,860,035		\$142,320,425	
Age 34 and under	Age 35 through 64	Age 65 through 74	Age 75 and over		
25	1,810	5,690	3,577		



Education – Participants by program during FY 2020

MGIB-AD	MGIB-SR	DEA	VEAP	REAP	Post 9/11	Total participants
308	2,656	2,401	0	7	14,046	19,418



Insurance

Life insurance payments during FY 2020	Total face value of insurance at the end of FY 2020	Total number of policies at the end of FY 2020
\$36,868,495	\$187,591,858	15,317



Home Loan Guaranty – Loans guaranteed during FY 2020

Number of loans	Total amount of loans
29,151	\$6,277,600,485



Veteran Readiness and Employment – Participants during FY 2020

Total applicants	Number of new plans of service (enrollments)	Number of entitled applicants	Number of program participants	Number of Veterans rehabilitated through independent living	Number of Veterans rehabilitated by obtaining suitable employment
2,013	825	1,333	3,072	3	203

Estimated total Veteran population: 295,304

Oklahoma

Compensation – Veterans on the rolls at the end of FY 2020



Number of Veterans		Estimated total amount paid monthly		Estimated total amount paid annually	
103,360		\$175,999,347		\$2,111,992,162	
Age 34 and under	Age 35 through 54	Age 55 through 74	Age 75 and over		
10,063	31,041	44,669	17,587		

Pension – Veterans on the rolls at the end of FY 2020



Number of Veterans		Estimated total amount paid monthly		Estimated total amount paid annually	
3,090		\$3,598,707		\$43,184,480	
Age 34 and under	Age 35 through 64	Age 65 through 74	Age 75 and over		
6	492	1,554	1,038		

Education – Participants by program during FY 2020



MGIB-AD	MGIB-SR	DEA	VEAP	REAP	Post 9/11	Total participants
303	967	3,375	0	6	6,776	11,427

Insurance



Life insurance payments during FY 2020	Total face value of insurance at the end of FY 2020	Total number of policies at the end of FY 2020
\$19,912,177	\$101,315,835	8,865

Home Loan Guaranty – Loans guaranteed during FY 2020



Number of loans	Total amount of loans
14,335	\$3,199,137,355

Veteran Readiness and Employment – Participants during FY 2020



Total applicants	Number of new plans of service (enrollments)	Number of entitled applicants	Number of program participants	Number of Veterans rehabilitated through independent living	Number of Veterans rehabilitated by obtaining suitable employment
1,430	505	833	1,650	6	132



VA



U.S. Department of Veterans Affairs
Veterans Benefits Administration

Oregon

Estimated total Veteran population: 295,278



Compensation – Veterans on the rolls at the end of FY 2020

Number of Veterans		Estimated total amount paid monthly		Estimated total amount paid annually	
79,884		\$116,110,634		\$1,393,327,603	
Age 34 and under	Age 35 through 54	Age 55 through 74	Age 75 and over		
9,318	22,165	34,728	13,666		



Pension – Veterans on the rolls at the end of FY 2020

Number of Veterans		Estimated total amount paid monthly		Estimated total amount paid annually	
4,186		\$4,028,283		\$48,339,394	
Age 34 and under	Age 35 through 64	Age 65 through 74	Age 75 and over		
10	613	2,320	1,243		



Education – Participants by program during FY 2020

MGIB-AD	MGIB-SR	DEA	VEAP	REAP	Post 9/11	Total participants
100	195	1,479	0	1	6,998	8,773



Insurance

Life insurance payments during FY 2020	Total face value of insurance at the end of FY 2020	Total number of policies at the end of FY 2020
\$15,084,084	\$76,749,846	6,273



Home Loan Guaranty – Loans guaranteed during FY 2020

Number of loans	Total amount of loans
21,339	\$6,786,799,023



Veteran Readiness and Employment – Participants during FY 2020

Total applicants	Number of new plans of service (enrollments)	Number of entitled applicants	Number of program participants	Number of Veterans rehabilitated through independent living	Number of Veterans rehabilitated by obtaining suitable employment
1,208	390	710	1,757	1	143

Estimated total Veteran population: 791,912

Pennsylvania

Compensation – Veterans on the rolls at the end of FY 2020



Number of Veterans		Estimated total amount paid monthly		Estimated total amount paid annually	
137,513		\$201,698,216		\$2,420,378,593	
Age 34 and under	Age 35 through 54	Age 55 through 74	Age 75 and over		
14,297	37,207	64,616	21,377		

Pension – Veterans on the rolls at the end of FY 2020



Number of Veterans		Estimated total amount paid monthly		Estimated total amount paid annually	
9,267		\$10,488,780		\$125,865,356	
Age 34 and under	Age 35 through 64	Age 65 through 74	Age 75 and over		
24	1,066	4,054	4,121		

Education – Participants by program during FY 2020



MGIB-AD	MGIB-SR	DEA	VEAP	REAP	Post 9/11	Total participants
203	1,951	2,699	0	3	16,034	20,890

Insurance



Life insurance payments during FY 2020	Total face value of insurance at the end of FY 2020	Total number of policies at the end of FY 2020
\$50,307,495	\$255,971,297	20,764

Home Loan Guaranty – Loans guaranteed during FY 2020



Number of loans	Total amount of loans
22,120	\$5,377,168,625

Veteran Readiness and Employment – Participants during FY 2020



Total applicants	Number of new plans of service (enrollments)	Number of entitled applicants	Number of program participants	Number of Veterans rehabilitated through independent living	Number of Veterans rehabilitated by obtaining suitable employment
1,765	643	980	2,497	8	202



VA



U.S. Department of Veterans Affairs
Veterans Benefits Administration

Rhode Island

Estimated total Veteran population: 62,150



Compensation – Veterans on the rolls at the end of FY 2020

Number of Veterans		Estimated total amount paid monthly	Estimated total amount paid annually	
13,513		\$18,309,485	\$219,713,820	
Age 34 and under	Age 35 through 54	Age 55 through 74	Age 75 and over	
1,459	3,304	6,029	2,720	



Pension – Veterans on the rolls at the end of FY 2020

Number of Veterans		Estimated total amount paid monthly	Estimated total amount paid annually	
615		\$661,065	\$7,932,780	
Age 34 and under	Age 35 through 64	Age 65 through 74	Age 75 and over	
1	64	294	256	



Education – Participants by program during FY 2020

MGIB-AD	MGIB-SR	DEA	VEAP	REAP	Post 9/11	Total participants
15	169	230	0	0	1,365	1,779



Insurance

Life insurance payments during FY 2020	Total face value of insurance at the end of FY 2020	Total number of policies at the end of FY 2020
\$3,755,444	\$19,108,202	1,600



Home Loan Guaranty – Loans guaranteed during FY 2020

Number of loans	Total amount of loans
2,504	\$757,920,805



Veteran Readiness and Employment – Participants during FY 2020

Total applicants	Number of new plans of service (enrollments)	Number of entitled applicants	Number of program participants	Number of Veterans rehabilitated through independent living	Number of Veterans rehabilitated by obtaining suitable employment
253	155	182	595	0	64

Estimated total Veteran population: 397,649

South Carolina

Compensation – Veterans on the rolls at the end of FY 2020



Number of Veterans		Estimated total amount paid monthly		Estimated total amount paid annually	
119,170		\$199,706,327		\$2,396,475,926	
Age 34 and under	Age 35 through 54	Age 55 through 74	Age 75 and over		
12,223	36,953	54,229	15,759		

Pension – Veterans on the rolls at the end of FY 2020



Number of Veterans		Estimated total amount paid monthly		Estimated total amount paid annually	
4,181		\$4,339,417		\$52,073,007	
Age 34 and under	Age 35 through 64	Age 65 through 74	Age 75 and over		
9	554	2,091	1,526		

Education – Participants by program during FY 2020



MGIB-AD	MGIB-SR	DEA	VEAP	REAP	Post 9/11	Total participants
168	770	4,961	0	2	9,962	15,863

Insurance



Life insurance payments during FY 2020	Total face value of insurance at the end of FY 2020	Total number of policies at the end of FY 2020
\$29,442,645	\$149,808,138	12,672

Home Loan Guaranty – Loans guaranteed during FY 2020



Number of loans	Total amount of loans
31,929	\$8,132,774,023

Veteran Readiness and Employment – Participants during FY 2020



Total applicants	Number of new plans of service (enrollments)	Number of entitled applicants	Number of program participants	Number of Veterans rehabilitated through independent living	Number of Veterans rehabilitated by obtaining suitable employment
2,525	861	1,483	3,369	2	283



VA



U.S. Department of Veterans Affairs
Veterans Benefits Administration

South Dakota

Estimated total Veteran population: 65,014



Compensation – Veterans on the rolls at the end of FY 2020

Number of Veterans		Estimated total amount paid monthly		Estimated total amount paid annually	
18,573		\$22,920,169		\$275,042,026	
Age 34 and under	Age 35 through 54	Age 55 through 74	Age 75 and over		
1,621	5,595	8,614	2,740		



Pension – Veterans on the rolls at the end of FY 2020

Number of Veterans		Estimated total amount paid monthly		Estimated total amount paid annually	
757		\$684,130		\$8,209,564	
Age 34 and under	Age 35 through 64	Age 65 through 74	Age 75 and over		
0	94	355	308		



Education – Participants by program during FY 2020

MGIB-AD	MGIB-SR	DEA	VEAP	REAP	Post 9/11	Total participants
49	392	299	0	0	1,818	2,558



Insurance

Life insurance payments during FY 2020	Total face value of insurance at the end of FY 2020	Total number of policies at the end of FY 2020
\$3,962,304	\$20,160,736	1,543



Home Loan Guaranty – Loans guaranteed during FY 2020

Number of loans	Total amount of loans
3,778	\$936,629,639



Veteran Readiness and Employment – Participants during FY 2020

Total applicants	Number of new plans of service (enrollments)	Number of entitled applicants	Number of program participants	Number of Veterans rehabilitated through independent living	Number of Veterans rehabilitated by obtaining suitable employment
199	128	158	497	0	39

Estimated total Veteran population: 456,196

Tennessee

Compensation – Veterans on the rolls at the end of FY 2020



Number of Veterans		Estimated total amount paid monthly		Estimated total amount paid annually	
132,598		\$207,038,917		\$2,484,467,009	
Age 34 and under	Age 35 through 54	Age 55 through 74	Age 75 and over		
14,355	39,752	60,068	18,422		

Pension – Veterans on the rolls at the end of FY 2020



Number of Veterans		Estimated total amount paid monthly		Estimated total amount paid annually	
5,847		\$6,143,958		\$73,727,501	
Age 34 and under	Age 35 through 64	Age 65 through 74	Age 75 and over		
11	794	3,014	2,028		

Education – Participants by program during FY 2020



MGIB-AD	MGIB-SR	DEA	VEAP	REAP	Post 9/11	Total participants
207	637	3,242	0	1	12,346	16,433

Insurance



Life insurance payments during FY 2020	Total face value of insurance at the end of FY 2020	Total number of policies at the end of FY 2020
\$24,916,116	\$126,776,546	10,489

Home Loan Guaranty – Loans guaranteed during FY 2020



Number of loans	Total amount of loans
32,117	\$8,152,584,899

Veteran Readiness and Employment – Participants during FY 2020



Total applicants	Number of new plans of service (enrollments)	Number of entitled applicants	Number of program participants	Number of Veterans rehabilitated through independent living	Number of Veterans rehabilitated by obtaining suitable employment
2,185	617	1,264	2,139	8	153



VA



U.S. Department of Veterans Affairs
Veterans Benefits Administration

Texas

Estimated total Veteran population: 1,573,737



Compensation – Veterans on the rolls at the end of FY 2020

Number of Veterans		Estimated total amount paid monthly		Estimated total amount paid annually	
515,274		\$843,864,058		\$10,126,368,690	
Age 34 and under	Age 35 through 54	Age 55 through 74	Age 75 and over		
69,793	192,760	191,452	61,252		



Pension – Veterans on the rolls at the end of FY 2020

Number of Veterans		Estimated total amount paid monthly		Estimated total amount paid annually	
16,387		\$17,902,256		\$214,827,070	
Age 34 and under	Age 35 through 64	Age 65 through 74	Age 75 and over		
50	2,547	8,197	5,593		



Education – Participants by program during FY 2020

MGIB-AD	MGIB-SR	DEA	VEAP	REAP	Post 9/11	Total participants
2,682	2,010	19,416	0	6	60,979	85,093



Insurance

Life insurance payments during FY 2020	Total face value of insurance at the end of FY 2020	Total number of policies at the end of FY 2020
\$90,461,337	\$460,279,445	38,543



Home Loan Guaranty – Loans guaranteed during FY 2020

Number of loans	Total amount of loans
103,708	\$28,582,968,483



Veteran Readiness and Employment – Participants during FY 2020

Total applicants	Number of new plans of service (enrollments)	Number of entitled applicants	Number of program participants	Number of Veterans rehabilitated through independent living	Number of Veterans rehabilitated by obtaining suitable employment
13,157	4,274	7,126	16,719	85	1,202

Estimated total Veteran population: 134,230

Utah

Compensation – Veterans on the rolls at the end of FY 2020



Number of Veterans		Estimated total amount paid monthly		Estimated total amount paid annually	
34,096		\$48,730,034		\$584,760,408	
Age 34 and under	Age 35 through 54	Age 55 through 74	Age 75 and over		
4,458	11,705	13,255	4,674		

Pension – Veterans on the rolls at the end of FY 2020



Number of Veterans		Estimated total amount paid monthly		Estimated total amount paid annually	
1,306		\$1,630,356		\$19,564,268	
Age 34 and under	Age 35 through 64	Age 65 through 74	Age 75 and over		
3	173	474	656		

Education – Participants by program during FY 2020



MGIB-AD	MGIB-SR	DEA	VEAP	REAP	Post 9/11	Total participants
979	678	1,903	0	3	11,684	15,247

Insurance



Life insurance payments during FY 2020	Total face value of insurance at the end of FY 2020	Total number of policies at the end of FY 2020
\$6,489,131	\$33,017,571	2,628

Home Loan Guaranty – Loans guaranteed during FY 2020



Number of loans	Total amount of loans
15,210	\$4,962,064,269

Veteran Readiness and Employment – Participants during FY 2020



Total applicants	Number of new plans of service (enrollments)	Number of entitled applicants	Number of program participants	Number of Veterans rehabilitated through independent living	Number of Veterans rehabilitated by obtaining suitable employment
708	270	484	975	3	89



VA



U.S. Department of Veterans Affairs
Veterans Benefits Administration

Vermont

Estimated total Veteran population: 42,187



Compensation – Veterans on the rolls at the end of FY 2020

Number of Veterans		Estimated total amount paid monthly		Estimated total amount paid annually	
8,322		\$12,230,733		\$146,768,796	
Age 34 and under	Age 35 through 54	Age 55 through 74	Age 75 and over		
733	2,203	4,005	1,379		



Pension – Veterans on the rolls at the end of FY 2020

Number of Veterans		Estimated total amount paid monthly		Estimated total amount paid annually	
306		\$238,033		\$2,856,396	
Age 34 and under	Age 35 through 64	Age 65 through 74	Age 75 and over		
0	25	162	119		



Education – Participants by program during FY 2020

MGIB-AD	MGIB-SR	DEA	VEAP	REAP	Post 9/11	Total participants
38	95	177	0	0	1,469	1,779



Insurance

Life insurance payments during FY 2020	Total face value of insurance at the end of FY 2020	Total number of policies at the end of FY 2020
\$2,302,818	\$11,717,050	911



Home Loan Guaranty – Loans guaranteed during FY 2020

Number of loans	Total amount of loans
1,243	\$309,403,954



Veteran Readiness and Employment – Participants during FY 2020

Total applicants	Number of new plans of service (enrollments)	Number of entitled applicants	Number of program participants	Number of Veterans rehabilitated through independent living	Number of Veterans rehabilitated by obtaining suitable employment
118	91	106	357	0	8

Estimated total Veteran population: 721,894

Virginia



Compensation – Veterans on the rolls at the end of FY 2020

Number of Veterans		Estimated total amount paid monthly		Estimated total amount paid annually	
214,030		\$320,929,150		\$3,851,149,794	
Age 34 and under	Age 35 through 54	Age 55 through 74	Age 75 and over		
21,427	81,967	89,710	20,923		



Pension – Veterans on the rolls at the end of FY 2020

Number of Veterans		Estimated total amount paid monthly		Estimated total amount paid annually	
4,456		\$4,463,120		\$53,557,437	
Age 34 and under	Age 35 through 64	Age 65 through 74	Age 75 and over		
14	754	2,187	1,501		



Education – Participants by program during FY 2020

MGIB-AD	MGIB-SR	DEA	VEAP	REAP	Post 9/11	Total participants
981	1,103	8,134	0	9	41,232	51,459



Insurance

Life insurance payments during FY 2020	Total face value of insurance at the end of FY 2020	Total number of policies at the end of FY 2020
\$36,377,808	\$185,095,179	14,714



Home Loan Guaranty – Loans guaranteed during FY 2020

Number of loans	Total amount of loans
80,418	\$29,476,385,776



Veteran Readiness and Employment – Participants during FY 2020

Total applicants	Number of new plans of service (enrollments)	Number of entitled applicants	Number of program participants	Number of Veterans rehabilitated through independent living	Number of Veterans rehabilitated by obtaining suitable employment
3,952	886	1,530	3,182	2	213



VA



U.S. Department of Veterans Affairs
Veterans Benefits Administration

Washington

Estimated total Veteran population: 554,533



Compensation – Veterans on the rolls at the end of FY 2020

Number of Veterans		Estimated total amount paid monthly		Estimated total amount paid annually	
150,243		\$210,664,155		\$2,527,969,866	
Age 34 and under	Age 35 through 54	Age 55 through 74	Age 75 and over		
18,823	50,938	61,032	19,445		



Pension – Veterans on the rolls at the end of FY 2020

Number of Veterans		Estimated total amount paid monthly		Estimated total amount paid annually	
4,392		\$4,525,997		\$54,311,970	
Age 34 and under	Age 35 through 64	Age 65 through 74	Age 75 and over		
11	672	2,269	1,440		



Education – Participants by program during FY 2020

MGIB-AD	MGIB-SR	DEA	VEAP	REAP	Post 9/11	Total participants
187	423	3,404	0	1	16,988	21,003



Insurance

Life insurance payments during FY 2020	Total face value of insurance at the end of FY 2020	Total number of policies at the end of FY 2020
\$23,565,610	\$119,904,991	9,561



Home Loan Guaranty – Loans guaranteed during FY 2020

Number of loans	Total amount of loans
52,435	\$18,687,938,497



Veteran Readiness and Employment – Participants during FY 2020

Total applicants	Number of new plans of service (enrollments)	Number of entitled applicants	Number of program participants	Number of Veterans rehabilitated through independent living	Number of Veterans rehabilitated by obtaining suitable employment
2,913	1,034	1,851	3,767	2	340

Estimated total Veteran population: 138,738

West Virginia

Compensation – Veterans on the rolls at the end of FY 2020



Number of Veterans		Estimated total amount paid monthly		Estimated total amount paid annually	
37,389		\$60,638,288		\$727,659,455	
Age 34 and under	Age 35 through 54	Age 55 through 74	Age 75 and over		
2,578	10,567	18,154	6,085		

Pension – Veterans on the rolls at the end of FY 2020



Number of Veterans		Estimated total amount paid monthly		Estimated total amount paid annually	
1,860		\$1,784,648		\$21,415,778	
Age 34 and under	Age 35 through 64	Age 65 through 74	Age 75 and over		
3	282	1,064	511		

Education – Participants by program during FY 2020



MGIB-AD	MGIB-SR	DEA	VEAP	REAP	Post 9/11	Total participants
843	587	1,369	0	1	17,904	20,704

Insurance



Life insurance payments during FY 2020	Total face value of insurance at the end of FY 2020	Total number of policies at the end of FY 2020
\$9,458,136	\$48,124,268	4,141

Home Loan Guaranty – Loans guaranteed during FY 2020



Number of loans	Total amount of loans
4,572	\$1,027,345,743

Veteran Readiness and Employment – Participants during FY 2020



Total applicants	Number of new plans of service (enrollments)	Number of entitled applicants	Number of program participants	Number of Veterans rehabilitated through independent living	Number of Veterans rehabilitated by obtaining suitable employment
372	175	227	637	6	52



VA



U.S. Department of Veterans Affairs
Veterans Benefits Administration

Wisconsin

Estimated total Veteran population: 352,071



Compensation – Veterans on the rolls at the end of FY 2020

Number of Veterans		Estimated total amount paid monthly		Estimated total amount paid annually	
78,706		\$101,498,418		\$1,217,981,019	
Age 34 and under	Age 35 through 54	Age 55 through 74	Age 75 and over		
8,967	21,666	35,619	12,450		



Pension – Veterans on the rolls at the end of FY 2020

Number of Veterans		Estimated total amount paid monthly		Estimated total amount paid annually	
3,709		\$3,822,159		\$45,865,905	
Age 34 and under	Age 35 through 64	Age 65 through 74	Age 75 and over		
8	498	1,809	1,394		



Education – Participants by program during FY 2020

MGIB-AD	MGIB-SR	DEA	VEAP	REAP	Post 9/11	Total participants
131	1,520	1,395	0	3	7,001	10,050



Insurance

Life insurance payments during FY 2020	Total face value of insurance at the end of FY 2020	Total number of policies at the end of FY 2020
\$23,022,504	\$117,141,596	9,212



Home Loan Guaranty – Loans guaranteed during FY 2020

Number of loans	Total amount of loans
14,274	\$3,285,860,476



Veteran Readiness and Employment – Participants during FY 2020

Total applicants	Number of new plans of service (enrollments)	Number of entitled applicants	Number of program participants	Number of Veterans rehabilitated through independent living	Number of Veterans rehabilitated by obtaining suitable employment
692	337	553	1,281	1	125



U.S. Department of Veterans Affairs
Veterans Benefits Administration



Estimated total Veteran population: 47,660

Wyoming

Compensation – Veterans on the rolls at the end of FY 2020



Number of Veterans		Estimated total amount paid monthly		Estimated total amount paid annually	
13,288		\$16,529,909		\$198,358,910	
Age 34 and under	Age 35 through 54	Age 55 through 74	Age 75 and over		
1,317	4,231	5,893	1,845		

Pension – Veterans on the rolls at the end of FY 2020



Number of Veterans		Estimated total amount paid monthly		Estimated total amount paid annually	
312		\$286,194		\$3,434,332	
Age 34 and under	Age 35 through 64	Age 65 through 74	Age 75 and over		
0	57	169	86		

Education – Participants by program during FY 2020



MGIB-AD	MGIB-SR	DEA	VEAP	REAP	Post 9/11	Total participants
65	95	148	0	3	864	1,175

Insurance



Life insurance payments during FY 2020	Total face value of insurance at the end of FY 2020	Total number of policies at the end of FY 2020
\$1,918,309	\$9,760,615	761

Home Loan Guaranty – Loans guaranteed during FY 2020



Number of loans	Total amount of loans
3,673	\$1,010,714,658

Veteran Readiness and Employment – Participants during FY 2020



Total applicants	Number of new plans of service (enrollments)	Number of entitled applicants	Number of program participants	Number of Veterans rehabilitated through independent living	Number of Veterans rehabilitated by obtaining suitable employment
172	89	115	219	0	15



VA



U.S. Department of Veterans Affairs
Veterans Benefits Administration

Puerto Rico

Estimated total Veteran population: 69,493



Compensation – Veterans on the rolls at the end of FY 2020

Number of Veterans		Estimated total amount paid monthly		Estimated total amount paid annually	
28,945		\$57,436,926		\$689,243,110	
Age 34 and under	Age 35 through 54	Age 55 through 74	Age 75 and over		
1,792	7,045	14,731	5,377		



Pension – Veterans on the rolls at the end of FY 2020

Number of Veterans		Estimated total amount paid monthly		Estimated total amount paid annually	
5,940		\$5,397,669		\$64,772,023	
Age 34 and under	Age 35 through 64	Age 65 through 74	Age 75 and over		
0	131	1,607	4,201		



Education – Participants by program during FY 2020

MGIB-AD	MGIB-SR	DEA	VEAP	REAP	Post 9/11	Total participants
22	911	2,142	0	1	2,239	5,315



Insurance

Life insurance payments during FY 2020	Total face value of insurance at the end of FY 2020	Total number of policies at the end of FY 2020
\$5,744,315	\$29,227,846	2,703



Home Loan Guaranty – Loans guaranteed during FY 2020

Number of loans	Total amount of loans
963	\$169,292,142



Veteran Readiness and Employment – Participants during FY 2020

Total applicants	Number of new plans of service (enrollments)	Number of entitled applicants	Number of program participants	Number of Veterans rehabilitated through independent living	Number of Veterans rehabilitated by obtaining suitable employment
506	153	307	532	1	63

Estimated total Veteran population: Included on the "other foreign" page

Philippines

Compensation – Veterans on the rolls at the end of FY 2020



Number of Veterans		Estimated total amount paid monthly		Estimated total amount paid annually	
5,763		\$13,143,631		\$157,723,571	
Age 34 and under	Age 35 through 54	Age 55 through 74	Age 75 and over		
134	1,155	2,937	1,537		

Pension – Veterans on the rolls at the end of FY 2020



Number of Veterans		Estimated total amount paid monthly		Estimated total amount paid annually	
325		\$437,715		\$5,252,580	
Age 34 and under	Age 35 through 64	Age 65 through 74	Age 75 and over		
0	23	147	155		

Education – Participants by program during FY 2020



MGIB-AD	MGIB-SR	DEA	VEAP	REAP	Post 9/11	Total participants
25	0	488	0	0	314	827

Insurance



Life insurance payments during FY 2020	Total face value of insurance at the end of FY 2020	Total number of policies at the end of FY 2020
\$1,247,806	\$6,349,004	573

Home Loan Guaranty – Loans guaranteed during FY 2020



Number of loans	Total amount of loans
0	\$-

Veteran Readiness and Employment – Participants during FY 2020



Total applicants	Number of new plans of service (enrollments)	Number of entitled applicants	Number of program participants	Number of Veterans rehabilitated through independent living	Number of Veterans rehabilitated by obtaining suitable employment
2	0	1	8	0	2



VA



U.S. Department of Veterans Affairs
Veterans Benefits Administration

Other Foreign

Estimated total Veteran population: 87,988



Compensation – Veterans on the rolls at the end of FY 2020

Number of Veterans		Estimated total amount paid monthly		Estimated total amount paid annually	
22,042		\$34,525,720		\$414,308,634	
Age 34 and under	Age 35 through 54	Age 55 through 74	Age 75 and over		
2,135	10,335	8,444	1,126		



Pension – Veterans on the rolls at the end of FY 2020

Number of Veterans		Estimated total amount paid monthly		Estimated total amount paid annually	
114		\$114,325		\$1,371,900	
Age 34 and under	Age 35 through 64	Age 65 through 74	Age 75 and over		
1	17	60	36		



Education – Participants by program during FY 2020

MGIB-AD	MGIB-SR	DEA	VEAP	REAP	Post 9/11	Total participants
0	41	151	0	0	577	769



Insurance

Life insurance payments during FY 2020	Total face value of insurance at the end of FY 2020	Total number of policies at the end of FY 2020
\$2,354,699	\$11,981,024	839



Home Loan Guaranty – Loans guaranteed during FY 2020

Number of loans	Total amount of loans
378	\$148,053,880



Veteran Readiness and Employment – Participants during FY 2020

Total applicants	Number of new plans of service (enrollments)	Number of entitled applicants	Number of program participants	Number of Veterans rehabilitated through independent living	Number of Veterans rehabilitated by obtaining suitable employment
145	23	75	137	0	4

Regional Office Addresses

Anchorage VA Regional Office 1201 North Muldoon Road Anchorage, AK 99504	AK	Hartford VA Regional Office 555 Willard Avenue, Building 2E – Room 5137 Newington, CT 06111-2693 Mailing Address: P.O. Box 310909 Newington, CT 06131	CT	Chicago VA Regional Office 2122 W. Taylor Street Chicago, IL 60612	IL
Montgomery VA Regional Office 345 Perry Hill Road Montgomery, AL 36109-3798	AL	Wilmington VA Regional Office 1601 Kirkwood Highway Wilmington, DE 19805	DE	Indianapolis VA Regional Office 575 North Pennsylvania Street Indianapolis, IN 46204-1526	IN
Little Rock VA Regional Office 2200 Fort Roots Drive, Building 65 North Little Rock, AR 72114-1756	AR	St. Petersburg VA Regional Office 9500 Bay Pines Boulevard St. Petersburg, FL 33708 Mailing Address: P.O. Box 1437 St. Petersburg, FL 33731	FL	Wichita VA Regional Office Robert J. Dole Regional Office 5500 E. Kellogg Avenue Wichita, KS 67218-1698	KS
Phoenix VA Regional Office 3333 North Central Avenue Phoenix, AZ 85012-2405	AZ	Atlanta VA Regional Office 1700 Clairmont Road Atlanta, GA 30033-4032 Mailing Address: P.O. Box 100026 Decatur, GA 30031-7026	GA	Louisville VA Regional Office 321 West Main Street, Suite 390 Louisville, KY 40202-3835	KY
Oakland VA Regional Office Ronald V. Dellums Federal Building 1301 Clay Street – Suite 1400N Oakland, CA 94612-5209	CA	Honolulu VA Regional Office 459 Patterson Road, East Wing Honolulu, HI 96819	HI	New Orleans VA Regional Office 1250 Polydras Street, Rm 200 New Orleans, LA 70113-2692	LA
San Diego VA Regional Office 8810 Rio San Diego Drive San Diego, CA 92108-1508	CA	Des Moines VA Regional Office 210 Walnut Street – Room 1063 Des Moines, IA 50309-9825	IA	Boston VA Regional Office John F. Kennedy Building Government Center – Room 1265 Boston, MA 02203-0393	MA
Los Angeles VA Regional Office Federal Building 11000 Wilshire Boulevard Los Angeles, CA 90024-3602	CA	Boise VA Regional Office 444 West Fort Street Boise, ID 83702	ID	Baltimore VA Regional Office Federal Building 31 Hopkins Plaza – Room 233 Baltimore, MD 21201-0001	MD
Denver VA Regional Office 155 Van Gordon Street Denver, CO 80228	CO			Togus VA Regional Office One VA Center Augusta, ME 04330-6795	ME



VA



U.S. Department
of Veterans Affairs
Veterans Benefits
Administration

Detroit VA Regional Office Patrick V. McNamara Federal Building 477 Michigan Avenue – Room 1400 Detroit, MI 48226-2591	MI	Lincoln VA Regional Office 3800 Village Drive Lincoln, NE 68516-4198 Mailing Address: PO Box 85816 Lincoln, NE 68501-5816	NE	Muskogee VA Regional Office Federal Building 125 South Main Street Muskogee, OK 74401-7025	OK
St. Paul VA Regional Office Bishop Henry Whipple Federal Building One Federal Drive – Fort Snelling St. Paul, MN 55111-4050	MN	Manchester VA Regional Office Norris Cotton Federal Building 275 Chestnut Street Manchester, NH 03101	NH	Portland VA Regional Office 100 SW Main Street, Floor 2 Portland, OR 97204-2998 Mailing Address: 100 SW Main St FL 2 Portland, OR 97204	OR
St. Louis Records Mgmt. Center 4300 Goodfellow Boulevard Building 104 St. Louis, MO 63120-8950	MO	Newark VA Regional Office 20 Washington Place Newark, NJ 07102-3174	NJ	Philadelphia VA Regional Office 5000 Wissahickon Avenue Philadelphia, PA 19144 Mailing Address: P.O. Box 8079 Philadelphia, PA 19101	PA
St. Louis VA Regional Office 9700 Page Avenue St. Louis, MO 63103	MO	Albuquerque VA Regional Office 500 Gold Avenue, South West Albuquerque, NM 87102-3118	NM	Pittsburgh VA Regional Office 1000 Liberty Avenue Pittsburgh, PA 15222-4004	PA
Jackson VA Regional Office 1600 East Woodrow Wilson Avenue Jackson, MS 39216	MS	Reno VA Regional Office 5460 Reno Corporate Drive Reno, NV 89511	NV	San Juan VA Regional Office 50 Carr 165 Guaynabo San Juan, PR 00968-8024	PR
Ft. Harrison VA Regional Office 3633 Veterans Drive Ft. Harrison, MT 59636	MT	Buffalo VA Regional Office 130 South Elmwood Avenue Buffalo, NY 14202-2478	NY	Providence VA Regional Office 380 Westminster Street Providence, RI 02903-3246	RI
Winston-Salem VA Regional Office Federal Building 251 North Main Street Winston-Salem, NC 27155-1000	NC	New York VA Regional Office 245 W. Houston Street New York, NY 10014-4805	NY	Columbia VA Regional Office 6437 Garners Ferry Road Columbia, SC 29209-2495	SC
Fargo VA Regional Office 2101 Elm Street Fargo, ND 58102	ND	Cleveland VA Regional Office Anthony J. Celebrezze Federal Building 1240 East 9th Street Cleveland, OH 44199-2001	OH	Sioux Falls VA Regional Office 2501 West 22nd Street Sioux Falls, SD 57105	SD



U.S. Department
of Veterans Affairs
Veterans Benefits
Administration



Nashville
VA Regional Office
110 Ninth Avenue, South
Nashville, TN 37203-3817

TN

Houston
VA Regional Office
6900 Almeda Road
Houston, TX 77030-4200

TX

Waco
VA Regional Office
One Veterans Plaza
701 Clay Avenue
Waco, TX 76799-0001

TX

Salt Lake City
VA Regional Office
550 Foothill Drive
Salt Lake City, UT 84113

UT

Roanoke
VA Regional Office
210 Franklin Rd, SW
Roanoke, VA 24011

VA

White River Junction
VA Regional Office
215 North Main Street
White River Junction, VT 05001

VT

Seattle
VA Regional Office
Federal Building
915 Second Avenue, Room 1392
Seattle, WA 98174-1060

WA

Milwaukee
VA Regional Office
5400 W. National Avenue
Milwaukee, WI 53214

WI

Huntington
VA Regional Office
640 Fourth Avenue
Huntington, WV 25701-1340

WV

Cheyenne
VA Benefits Office
2360 E. Pershing Blvd.
Cheyenne, WY 82001-5356

WY

The above address is the
Cheyenne benefits office. The
Denver regional office processes
claims for the state of Wyoming.

Manila
VA Regional Office
U.S. Embassy
1501 Roxas Blvd
Pasay City, Philippines 1302
Mailing Address:
PSC 501
DPOAP 96515

TX

UT

VA

District Offices

Northeast District **MO**
Charles F. Prevedel Federal Bldg,
9700 Page Avenue, Suite 301
St. Louis, MO 63132

Southeast District **TN**
3322 West End, Suite 408
Nashville, TN 37203

Continental District **CO**
155 Van Gordon Street
Lakewood, CO 80228

Pacific District **AZ**
3333 North Central Avenue,
Suite 3026
Phoenix, AZ 85012-2402

Centralized Mail Address

**SMS Janesville Facility –
Centralized Mail**
Department of Veterans Affairs
Claims Intake Center
PO Box 5235
Janesville, WI 53547-5235

Contact Information

Compensation Information:
1-800-827-1000

Department of Veterans Affairs
home page
www.va.gov

Veterans Benefits Administration
home page
benefits.va.gov

eBenefits
(Online forms and applications)
ebenefits.va.gov



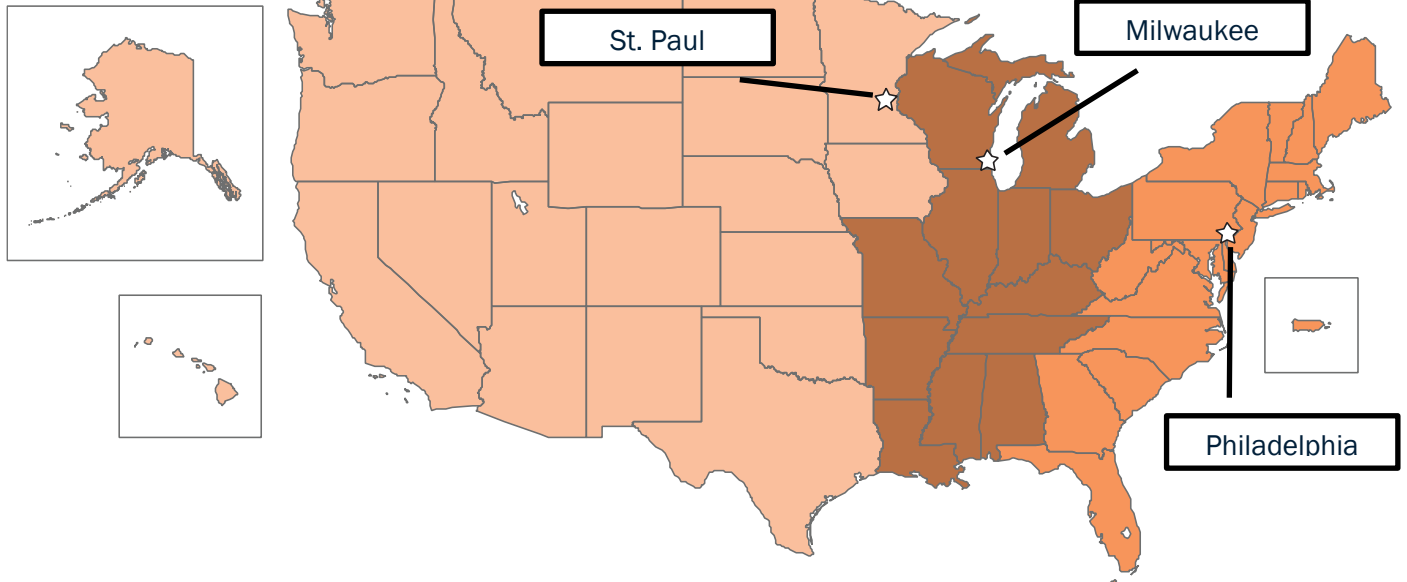
VA



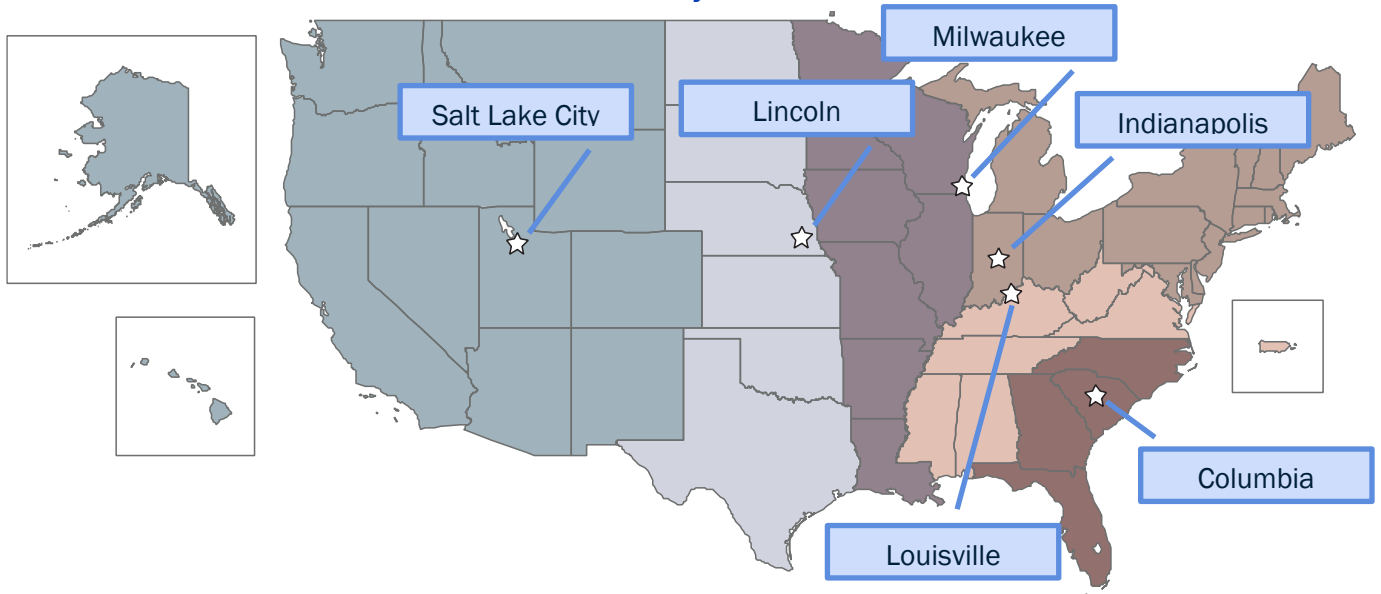
**U.S. Department
of Veterans Affairs**
Veterans Benefits
Administration

Program Jurisdiction Information/Maps

Pension Management Centers



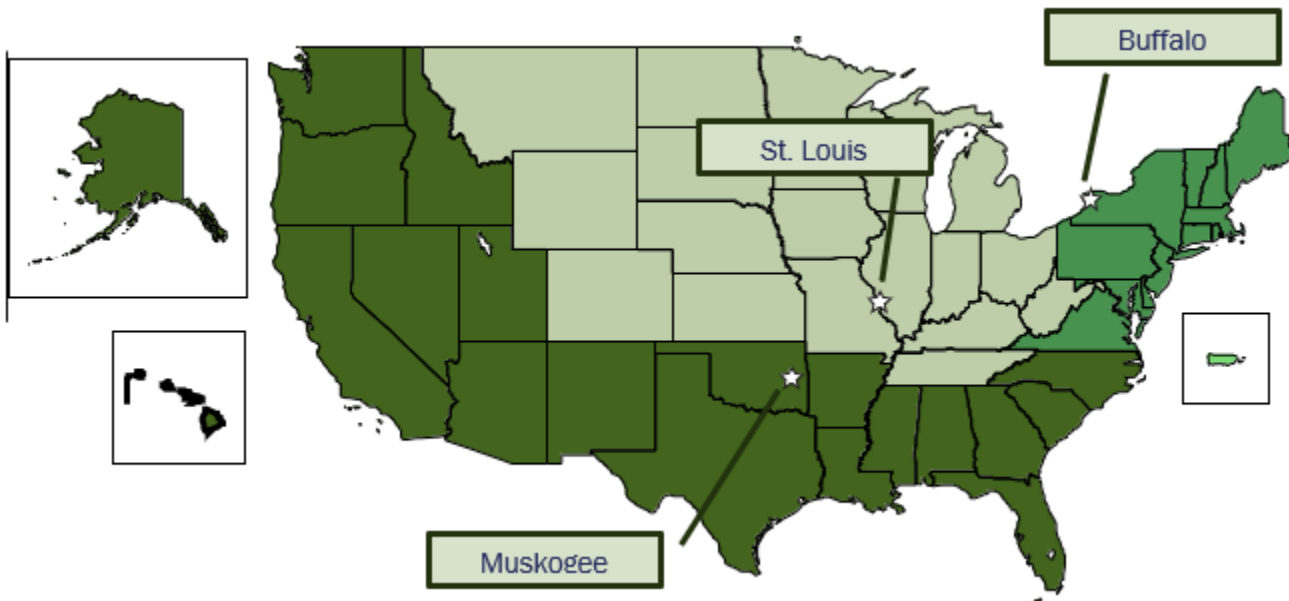
Fiduciary Hubs



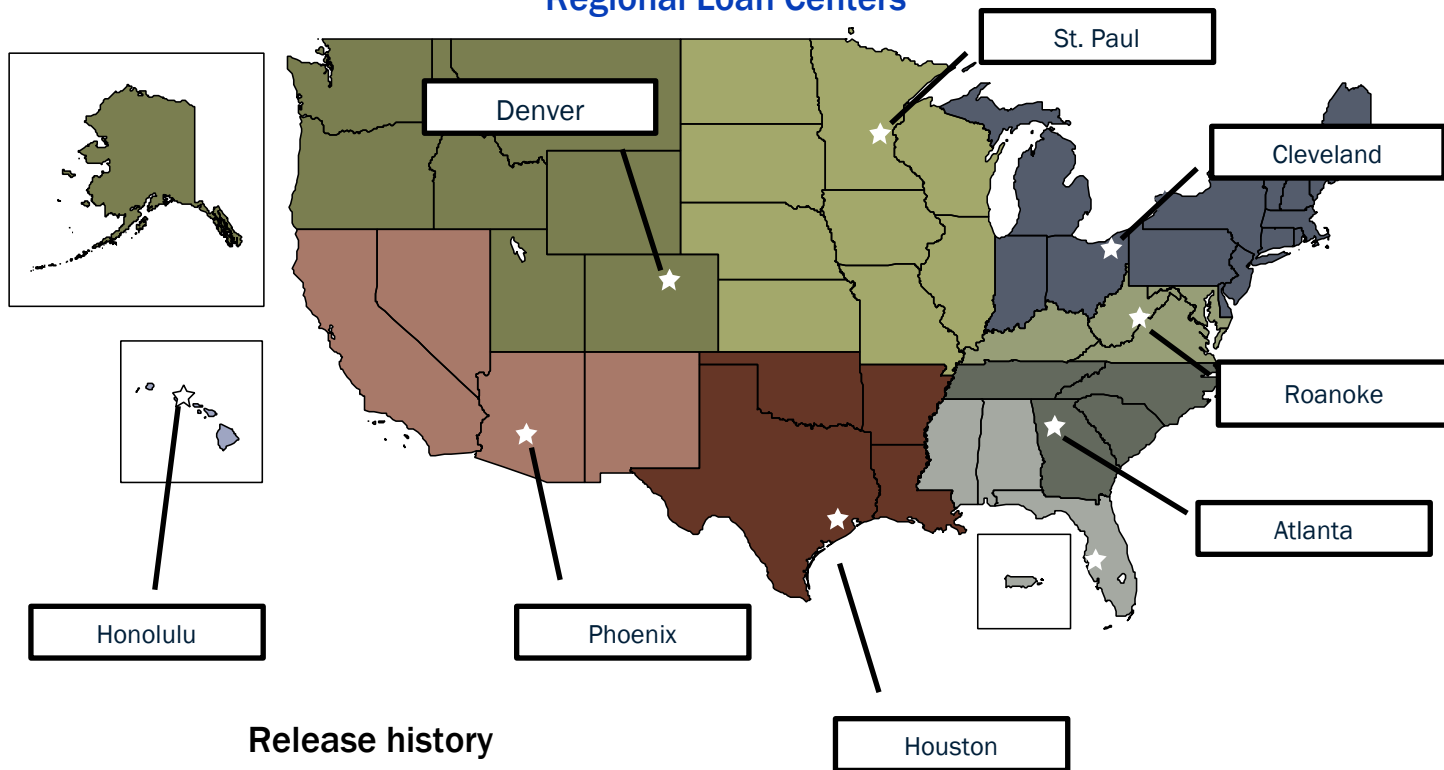
U.S. Department
of Veterans Affairs
Veterans Benefits
Administration



Education Regional Processing Offices



Regional Loan Centers



Release history

Version & Changes	Date
Data as of	09/30/2020



VA



U.S. Department of Veterans Affairs
Veterans Benefits Administration

Glossary

AID AND ATTENDANCE – An additional monetary allowance payable to individuals who are:

In a nursing home or
In need of daily care to help with feeding, dressing, attending to the wants of nature, protecting oneself from hazards of the daily environment, or keeping clean.

APPLICANTS (VR&E) – Veterans or Servicemembers who have applied for Veteran Readiness and Employment (VR&E) services.

BENEFITS DELIVERY AT DISCHARGE (BDD) – Program to assist active duty personnel in filing for VA benefits prior to their separation or retirement from active duty. VBA provides information about VA benefits and assistance in filing benefit claims.

BODY SYSTEMS – Title 38, Code of Federal Regulations, Part 4, classifies the various areas of the body into fifteen (15) different systems as follows:

Musculoskeletal System
Skin
Auditory
Mental Disorders
Digestive System
Neurological Conditions and Convulsive Disorders
Cardiovascular System
Respiratory System
Endocrine System
Genitourinary System
Eye
Infectious Diseases, Immune Disorders, Nutritional Deficiencies
Gynecological Conditions
Dental and Oral Conditions
Hemic and Lymphatic Systems

BUYER STATUS – A first-time homeowner or previous homeowner.

CASH-OUT REFINANCE – This refinancing option is for Veterans and Servicemembers interested in taking cash out of their home equity and can be used to refinance a non-VA loan into a VA loan.

CASH SURRENDER – A policyholder, upon request, receives the cash value that accrued in his/her life insurance policy, and in return surrenders all rights, title, and interest to his/her basic and/or paid-up additional insurance coverage amounts.

CERTIFICATE OF ELIGIBILITY – Verification to the lender that the potential borrower is qualified for a VA-guaranteed loan. The COE can be applied for online through www.ebenefits.va.gov or by contacting the borrower's lender.

CHAPTER 31 BENEFITS – Veteran Readiness and Employment program provides benefits and services to Veterans whose service-connected disabilities limit or prohibit employment options.

CODE OF FEDERAL REGULATIONS (CFR) – VA rules and regulations are contained in Title 38 Code of Federal Regulations (38 CFR). The Secretary of Veterans Affairs is empowered to prescribe all rules and regulations, consistent with existing law, necessary or appropriate to carry out the laws administered by the Department (Section 501, Title 38 USC).

COMBINED DEGREE – The combined degree of disability is expressed as a percentage (from 0 to 100 in increments of 10) and represents the overall disabling effect of a Veteran's service-connected disabilities.

COMPLETED EVALUATION (VR&E) – Eligible Applicants who actively participated in initial evaluation services.

COMPENSABLE ZEROES – Disabilities that are independently evaluated at zero percent disabling but produce an employment handicap to warrant a 10 % combined disability evaluation. This evaluation entitles the Veteran to receive disability compensation payments.

COMPUTER SYSTEMS – VBA derives statistical data about Veterans from multiple sources and from various computer systems: e.g. VBA Data Warehouse, VBA’s Benefits Delivery Network (BDN), the Beneficiary Identification and Records Locator System (BIRLS); and the Board of Veterans’ Appeals Control and Locator System (VACOLS).

DEPENDENTS EDUCATIONAL ASSISTANCE (DEA) – Refers to Dependents Educational Assistance Program (Chapter 35 of the Title 38, U.S. Code). See Survivors and Dependents Educational Assistance.

DEPENDENCY AND INDEMNITY COMPENSATION (DIC) – A monetary death benefit payable to eligible survivors (surviving spouses, children, and/or dependent parents) of Servicemembers who die in service or as a result of a service-connected death.

DEPENDENTS – Qualifying dependents for VA benefit purposes are a Veteran’s spouse and child (natural child, adopted child, or stepchild). A Veteran’s mother or father may also be considered a dependent generally if there is financial need.

DIAGNOSTIC CODES – VBA uses four digit numeric codes to signify specific medical conditions. These numeric codes are in 38 CFR, Part 4.

DIRECT LOAN – A home loan made by the Department of Veterans Affairs directly to Veterans. This is distinct from guaranteed loans, which are made by private lenders and guaranteed by VA.

DISABILITY COMPENSATION – A monetary benefit paid to Veterans for service-connected disability.

PENSION – A monetary benefit paid to wartime Veterans who are age 65 or older, or permanently and totally disabled as the result of a non-service-connected disability. In either case, the Veteran’s annual income must not exceed the limit set by statute in order to qualify for this benefit.

DISCONTINUED (VR&E) – Situations in which termination of all services and benefits received under Chapter 31 is necessary.

DIVIDEND – A payment to policyholders in participating life insurance programs. It is an allocation of program surplus funds representing the return of premiums not needed to pay claims and expenses, and a distribution of earnings from investment. Dividends are issued annually on the policy anniversary date.

DMDC – The Defense Manpower Data Center maintains the largest archive of personnel, manpower, training and financial data in the Department of Defense (DoD).

NO DOWN PAYMENT OPTION – The VA home loan guaranty program allows the Veteran to enter the home buying market with the option of providing no down payment. This option is intended to help the Veteran afford the purchase of a suitable home.

EDUCATIONAL ASSISTANCE – A monetary benefit available to eligible Veterans, dependents, reservists, and Servicemembers while they are in an approved training program.

EDUCATION REHABILITATIONS (VR&E) – Veteran pursues additional education or training instead of obtaining employment after completing his/her training under Chapter 31.

ELIGIBLE APPLICANTS (VR&E) – Servicemembers or Veterans are eligible if they have a qualifying service-connected disability or memorandum rating.

ELIGIBILITY – VA benefits require that the Veteran be discharged from active military service under “other than dishonorable” conditions. In addition to this general requirement, there are specific statutory and regulatory requirements for each of the five benefit programs; some of these requirements are described in the sections of this report dealing with the respective benefit programs.

EMPLOYMENT HANDICAP (EH) (VR&E) – An impairment of a Veteran’s ability to prepare for, obtain, or retain employment consistent with such Veteran’s abilities, aptitudes, and interests if the impairment results in substantial part from a service-connected disability. For Veterans within the 12-year basic period of eligibility and rated at 20 percent or more, a finding of employment handicap results in entitlement to Veteran Readiness and Employment Services.



VA



U.S. Department
of Veterans Affairs
Veterans Benefits
Administration

ENTITLED APPLICANTS (VR&E) – Veterans are determined to be entitled when services are needed to assist them to overcome either an employment handicap or serious employment handicap related to their disabling condition.

ENTITLEMENT (EDU) – The number of months the student is eligible for VA education benefits. This number is usually expressed in months and days the student will be eligible for full-time benefits. Entitlement may vary depending on the education program the individual qualifies under. In no event will entitlement exceed 48 months under any combination of education programs.

ENTITLEMENT (C&P) – Once basic eligibility requirements have been met, decisions on entitlement for C&P benefits are based on statutory and regulatory requirements and the evidence of record that documents these requirements have been met.

FACE VALUE – The dollar amount of life insurance money that would be paid upon the death of the Veteran or at the maturity of the policy, subject to adjustments for indebtedness, dividends, premium overpayments, or “paid-up additions.”

FIDUCIARY – An individual or entity who has been appointed by VA to receive VA benefits on behalf of a beneficiary for the use and benefit of the beneficiary and the beneficiary’s dependents.

FIRST-TIME HOMEOWNER – A Veteran using his home loan entitlement to purchase a home for the first time.

FISCAL YEAR (FY) – Any yearly accounting or budgetary period without regard to its relationship to the calendar year. The Department of Veterans Affairs fiscal year is from October 1 through September 30. The year number of the fiscal year is based on the date on September 30.

FORECAST OF PROGRAM LIABILITIES – Future liabilities represent payments that the government is obligated to deliver in future years. This is much like the obligation of a life insurance company to pay the face amount of a standard policy to beneficiaries at the time of the insured person’s death.

FUNDING FEE – A fee, required by law, charged to Veterans who obtain a VA guaranteed home loan.

FSGLI – Family Servicemembers’ Group Life Insurance was established in 2001 to provide Servicemembers, who have Servicemembers’ Group Life Insurance (SGLI) coverage, the opportunity to have life insurance coverage on their spouses and dependent children.

GI BILL OF RIGHTS – Also known as the Servicemen’s Readjustment Act of 1944 (PL 78-346), which authorized the existence of the Home Loan Guaranty Program.

GUARANTEED LOAN – A loan that is federally backed by the VA home loan provision.

GUARANTY CLAIM AMOUNT – The payment amount calculated for foreclosure, deed-in-lieu, and compromise sale claims based upon total eligible indebtedness, maximum guaranty, and credit to the indebtedness (net value or proceeds from the sale, whichever is greater).

HOUSEBOUND – An additional monetary allowance payable to those individuals who are substantially confined to their home or immediate premises as a result of a permanent disability.

INDIVIDUAL UNEMPLOYABILITY – Veterans unable to secure and follow a substantially gainful occupation by reason of service-connected disability will be rated totally disabled, provided that the Veteran has a single disability rated 60% or more or a combined evaluation of at least 70%, with one disability ratable at 40% or higher.



U.S. Department
of Veterans Affairs
Veterans Benefits
Administration



INTEREST RATE REDUCTION REFINANCE LOAN (IRRRL)

– An IRRRL is a VA-guaranteed loan made to refinance an existing VA-guaranteed loan, generally at a lower interest rate than the existing VA loan, and with lower principal and interest payments than the existing VA loan.

KICKERS (EDU) – Amounts contributed by DoD to an education fund on behalf of participants to encourage enlistment or retention in the Armed Forces. (The military services may use different terms such as “Army College Fund” or “Navy College Fund”, etc.) These amounts are added to any other education benefits to which the person may be entitled. Kickers are applicable only to MGIB-AD, MGIB-SR, VEAP and REAP.

LOAN (INS) – An amount borrowed against the cash value of a permanent plan life insurance policy.

LOAN DEFAULTED-GUARANTY CLAIM PAID – Home Loan Guaranty term used when the borrower defaults on the loan and VA pays the home loan guaranty claim.

LOAN GUARANTY PROGRAM – The benefit program whereby VA guarantees a portion of a loan to lenders to facilitate Veterans obtaining a home.

LOAN LIMITS – The amount a qualified Veteran with full entitlement may be able to borrow without making a down payment. While VA does not set a cap on how much can be borrowed, limits exist on the amount of liability VA can assume, which usually affects the amount of money an institution will lend.

MATURED ENDOWMENT – The face amount of life insurance less any indebtedness that is paid to the insured at maturity of the policy, based on the plan of life insurance. The proceeds may be paid as a lump sum or the insured may request installment payments.

MAXIMUM REHABILITATION GAIN (MRG)

(VR&E) – A Veteran has reached MRG when VR&E is able to measure substantial improvement in the Veteran’s circumstances that is directly attributable to services provided to VR&E. Specifically:

- Services contributed to a Veteran obtaining or maintaining employment that does not meet the criteria for rehabilitation, or
- Services substantially improved the circumstances of a Veteran who is not currently employable in a suitable job.

MGIB-AD – The Montgomery GI Bill-Active Duty Educational Assistance Program (Chapter 30 of Title 38, U.S. Code) which provides educational assistance to persons who served on active duty in the Armed Forces.

MGIB-SR – The Montgomery GI Bill-Selected Reserve Educational Assistance Program (Chapter 1606 of Title 10, U.S. Code) which provides educational assistance to members of the Selected Reserve or the Ready Reserve of any of the reserve components of the Armed Forces.

MISUSE (FID) – Misuse occurs in any case in which the fiduciary receives payment of benefits for the use and benefit of a beneficiary and uses any part of such payment for a use other than the use and benefit of the beneficiary or the beneficiary’s dependents.

NSLI – National Service Life Insurance was established in 1940 to meet the insurance needs of World War II Veterans. The program closed in 1951.

ORIGINAL DISABILITY CLAIM – A Veteran’s first claim for disability benefits, either compensation or pension or both. Any subsequent claim is categorized as a reopened or supplemental claim.



VA



U.S. Department
of Veterans Affairs
Veterans Benefits
Administration

PAID-UP ADDITIONS – Policyholders with participating policies can use their annual dividends to purchase additional life insurance. Established in 1972, this is the only way most policyholders may increase their life insurance coverage amount.

PARTICIPANTS (VR&E) – Veterans in any stage of the vocational rehabilitation process after the applicant and evaluation phases have been completed, including: extended evaluation, independent living, job-ready status, rehabilitation to employment, and interrupted. Participants also include those discontinued and rehabilitated from a plan of service.

PEACETIME VETERANS – Veterans who served during a period of time not statutorily defined as a period of war.

PRISONERS OF WAR (POWs) – Veterans who were forcibly detained (confined) by an enemy, foreign government, or hostile force while serving in the active military, naval or air service.

PREVIOUS HOMEOWNER – A person who has had a previous ownership interest in a home.

PROTECTED PENSION – The pension program, both disability and death, replaced by Section 306 Pension, which in turn was replaced by the current pension program under the provisions of PL 95-588. Veterans and survivors receiving either Protected Pension or Section 306 Pension may continue to receive the benefits as long as they continue to meet the basic entitlement requirements of the respective programs.

PURCHASE LOAN – A loan made solely for the purpose for purchasing a home.

RANGE OF DISABILITIES – A disability is evaluated according to the VA Schedule for Rating Disabilities in Title 38, CFR, and Part 4. Extent of disability is expressed as a percentage from 0% (for conditions that exist but are not disabling to a compensable degree) to 100%, in increments of 10%. Most disabilities, however, do not have every 10% increment from 0 to 100.

RATING SCHEDULE – Title 38, CFR Part 4.

REAP – The Reserve Educational Assistance Program (Chapter 1607 of Title 10, U.S. Code) which provides educational assistance to members of the Guard and Reserves who serve on active duty in support of a contingency operation under federal authority on or after September 11, 2001.

REFINANCE – The replacement of an existing debt obligation with a debt obligation, generally with better terms.

REGIONAL OFFICE (RO) – A VA field office composed of divisions which carry out the functions of VBA. Fifty-six such offices exist throughout the United States, Puerto Rico, and the Philippines.

REHABILITATION (VR&E) – A determination that a Veteran has successfully obtained and maintained suitable employment and/or has successfully completed an independent living program.

RESERVIST – A member of a reserve component of one of the Armed Forces who has potential entitlement to certain VA benefits by reason of his or her reserve status, including educational assistance under Title 10 of the United States Code, Chapter 1606.

RESTORED ENTITLEMENT – Previously used entitlement may be restored when a property secured by a VA loan is sold and the loan is paid in full, or when an eligible Veteran transferee agrees to assume the outstanding balance on a VA loan and substitute his/her entitlement for the same amount originally used on the loan.

SDVI – Service-Disabled Veterans Insurance was established in 1951 to meet the insurance needs of Veterans with service-connected disabilities. SDVI is open to Veterans who received other than dishonorable discharge separated from the service on or after April 25, 1951, and who received a service-connected disability rating of 0% or greater within the last two years.

SECONDARY MARKET – The financial market where mortgages are bought and sold.

SERVICE-CONNECTED – A disease or injury determined to have occurred in or to have been aggravated by military service.



U.S. Department
of Veterans Affairs
Veterans Benefits
Administration



SERIOUS EMPLOYMENT HANDICAP – A significant impairment, caused in whole or in part by a service-connected disability, in the Veteran’s ability to prepare for, obtain, or retain employment consistent with his or her abilities, aptitudes, and interests.

SERVICEMEMBER – An individual who is currently serving on active duty.

SGLI – Servicemembers Group Life Insurance was established in 1965 to meet the insurance needs of Servicemembers.

SPECIALLY ADAPTED HOUSING GRANT (SAH) – A grant to a seriously disabled Veteran to assist in adapting his or her home to accommodate limitations caused by the disability.

SPECIAL HOUSING ADAPTATION (SHA) – A grant available to disabled Veterans and Servicemembers who have blindness in both eyes, or have anatomical loss or loss of use of both hands, or disability due to severe burns that have limited motion of one or more extremities. The grant assists in adapting their homes to accommodate limitations caused by the disabilities.

SUITABLE EMPLOYMENT (VR&E) – Employment that does not aggravate the Veteran’s disabilities, is stable, and is consistent with his or her pattern of abilities, aptitudes, and interests.

SURVIVORS AND DEPENDENTS EDUCATIONAL ASSISTANCE (DEA) – Under Chapter 35 of Title 38, U.S. Code, a monetary educational benefit payable to eligible dependents and survivors of Veterans.

TITLE 38 CODE OF FEDERAL REGULATIONS – Regulations that pertain to Veterans’ benefits.

TOTAL DISABILITY INCOME (INS) – An option available with some insurance policies that provides for monthly payments to policyholders who, prior to their 65th birthday, have incurred a mental or physical disability which prevents them from performing substantially gainful employment.

TOTAL AND PERMANENT DISABILITY – Total ratings are authorized for any disability or combination of disabilities for which the Schedule of Rating Disabilities prescribes a 100% evaluation or, where less than 100%, the requirements for Individual Unemployability are met. Permanence of total disability is considered to exist when the impairment is reasonably certain to continue throughout the life of the disabled Veteran and generally requires no future medical exams.

TSGLI – The Traumatic Injury Protection Program provides automatic traumatic injury coverage to all Servicemembers covered under the Servicemembers’ Group Life Insurance (SGLI) program. Every member who has SGLI also has TSGLI effective December 1, 2005. This coverage applies to active duty members, reservists, funeral honors duty and one-day muster duty. This benefit is also provided retroactively for members (whether they were insured for SGLI or not) who incurred certain severe losses as a result of a traumatic injury between October 7, 2001, and December 1, 2005.

USGLI – United States Government Life Insurance was established in 1919 to meet the insurance needs of World War I Veterans. This program closed in 1951.

VEAP – The Veterans Educational Assistance Program (Chapter 32 of Title 38, U.S. Code) is a contributory educational assistance program for Post-Vietnam Era Veterans.

VETERAN – A person who served in the active military, naval, or air service, and who was discharged or released under conditions other than dishonorable.

VETERANS OPPORTUNITY TO WORK (VOW) TO HIRE HEROES ACT OF 2011 – Provides a seamless transition for Servicemembers, expands education and training opportunities for Veterans, and provides tax credits for employers who hire Veterans with service-connected disabilities.



VA



U.S. Department
of Veterans Affairs
Veterans Benefits
Administration

VETERANS RETRAINING ASSISTANCE PROGRAM (VRAP)

– Part of the Veterans Opportunity to Work (VOW) to Hire Heroes Act of 2011, the Veteran Retraining Assistance Program (VRAP) offered up to 12 months of retraining assistance to unemployed Veterans who are between the ages of 35 and 60 and meet other selected criteria. Training must have been offered at a community college or technical school and lead to an associate's degree or certificate in a high demand field. Authority to pay benefits under this program expired April 1, 2014.

VGLI – Veterans Group Life Insurance was established in 1974 to meet the insurance needs of Veterans after separation from service.

VMLI – Veterans Mortgage Life Insurance was established in 1971 to provide mortgage protection life insurance to severely disabled Veterans who have received grants for the purchase of specially adapted housing.

VR&E – The Veteran Readiness and Employment (VR&E) Program is available to help service-disabled Veterans become employable and live independently.

VRI – Veterans' Reopened Insurance was established in 1965 to provide insurance protection for certain classes of disabled Veterans from World War II and the Korean Conflict. The program closed in 1966.

VSLI – Veterans Special Life Insurance was established in 1951 to meet the insurance needs of Veterans who served during the Korean Conflict and post-Korean era. The program closed in 1956.

ZERO (0) PERCENT DISABILITY – A zero percent disability rating means that a disability exists and is related to the Veteran's service but is not so disabling that it entitles the Veteran to compensation payments. Also called a non-compensable disability.



U.S. Department
of Veterans Affairs
Veterans Benefits
Administration



Contact Information

Department of Veterans Affairs home page	www.va.gov
VA Forms	www.va.gov/vaforms
Frequently Asked Questions	iris.custhelp.va.gov/app/answers/list
Submit a Question	iris.custhelp.va.gov/app/ask
VA Regional Office Location	www.va.gov/find-locations
Veterans Crisis Line	1-800-273-8255 and press 1
Toll Free Number	1-800-827-1000
TTY, Federal Relay	711
Fax Number (inside the U.S.)*:	1-844-531-7818
Fax Number (outside the U.S.)*:	1-248-524-4260

Centralized Mail Address**

U.S. Department of Veterans Affairs
Claims Intake Center
PO Box 4444
Janesville, WI 53547-4444

*Include your full name and VA file number on the fax coversheet.

**Include your full name and VA file number on the inside of mailed correspondence (not on envelope).



VA



U.S. Department
of Veterans Affairs
Veterans Benefits
Administration

VETERANS BENEFITS ADMINISTRATION
Annual Benefits Report

FISCAL YEAR 2020



COMPENSATION



**PENSION &
FIDUCIARY**



INSURANCE



EDUCATION



**HOME LOAN
GUARANTY**



**VETERAN
READINESS &
EMPLOYMENT**

VA



U.S. Department
of Veterans Affairs