



Handbook for Educators



Read Along™

Google

Read Along and Google are trademarks of Google LLC

Objective of this Handbook

In India, 96.8% of children (ages 6-14) go to school, but only 50% of Grade 5 children can read Grade 2 level text in their mother tongue*.

The factors preventing children from achieving minimum proficiency in reading include:

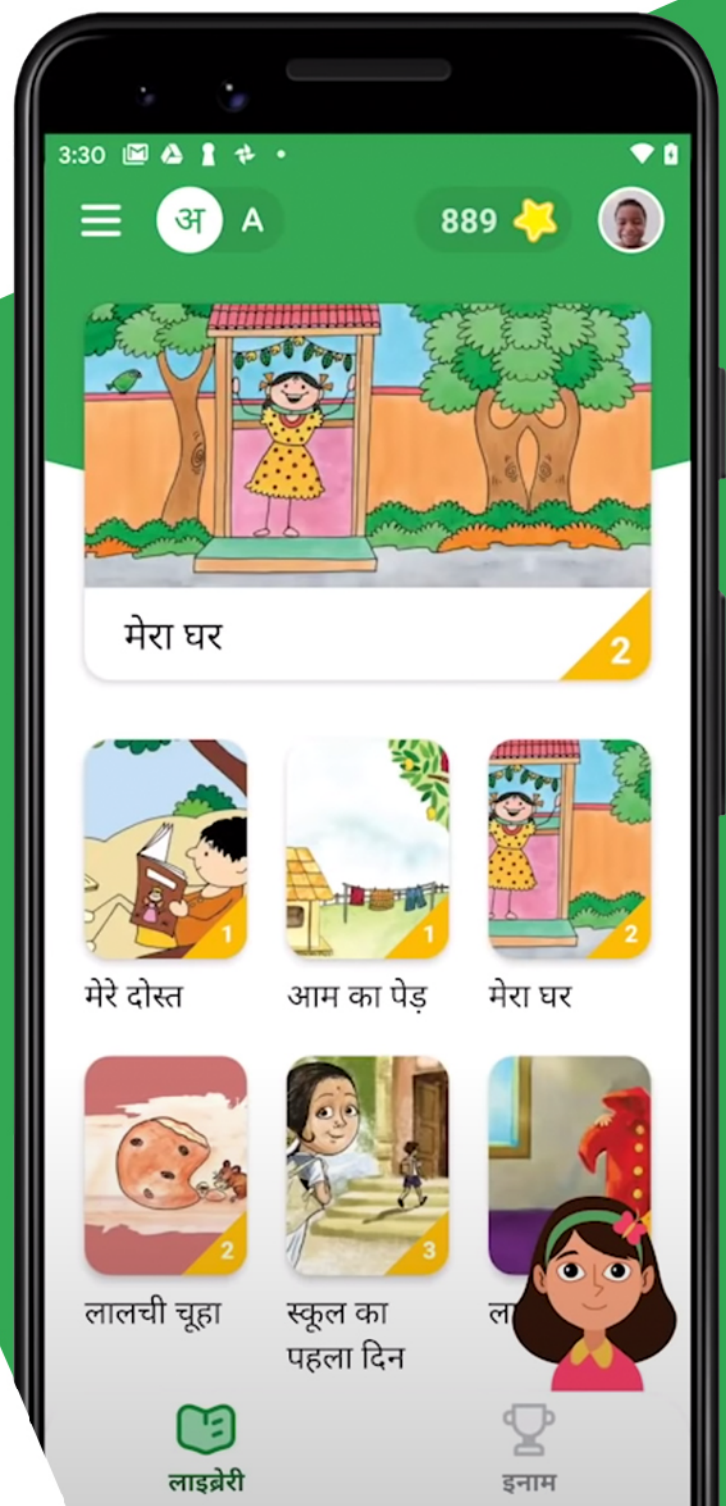
- 1 Lack of resources in small towns & villages
- 2 Lack of access to good quality reading material
- 3 Low literacy among parents

Inability to read has serious long term consequences for these children and their ability to reach their full potential.



At Google, we believe technology can help children around the world, which is why we created Read Along, a free AI-enabled Android app to help children improve their reading skills.

This handbook is designed for teachers and educators to help them use Read Along both inside and outside the classroom to help their students learn and practice reading.



For more information, visit our [website](#).

Introducing Read Along

Read Along is a fun and engaging Android app that encourages young learners ages 5+ to have fun while learning to read.

Using Google's advanced text to speech and voice recognition technologies, Diya, the helpful and friendly in-app reading assistant, helps children by listening and responding to them in real time as they read out loud.

With Read Along, children can practice, gain confidence, and grow a love for reading.





Independent Reading with Friendly Assistance

Children get real time feedback from Diya, the friendly in app assistant, as they read aloud.

Select Stories from a Growing Library

Keep young minds engaged with over 700 unique stories in 10 languages, including English, Hindi, Bengali, Tamil, Telugu, Marathi, Urdu and Arabic.




Playful Learning

Children can collect stars and badges as they read stories and play fun word games.

Learn Without Wi-Fi

After the initial download, the app works offline, relieving worries of unsupervised internet access.



How does Read Along Assist in Reading

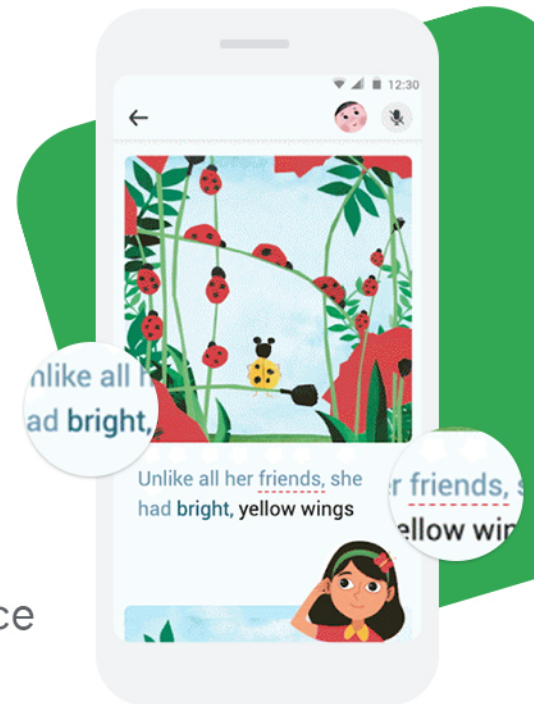
Like a personal reading tutor-Diya assists at every step.

Read Words

Children can tap on any word to hear it pronounced. When they practice reading a word, the app will show them if the word was read correctly by making it blue, and incorrect words with a red dotted line.

Understand Words

For non-native speakers of a language, Diya explains the meaning of a word or the sentence in the native language on tapping for help.



Read with Diya

Diya can read the entire sentence, highlighting each word as it's read so that the child can follow along.

Proactive Feedback

The app tracks the progress on the sentence and proactively offers support if it detects that the child is struggling.

Helping both Students and Teachers

Benefits for Students

Helps Students become Star Readers

Kids can earn stars and badges as they read out loud.



Friendly Assistance

Diya, the in app assistant helps children when they get stuck and offers positive feedback when they read well.



Wide selection of Interesting Tales

Over 700 stories and games to choose from.



[Student Testimonial Video](#)

Benefits for Teachers

Personalised Attention

Read Along provides an opportunity for schools and teachers to provide each student with personalised 1 on 1 support for reading practice.



Effective and Easy to Access

Read Along is fun, engaging and effective with minimal tech investments.



Easy to Track Progress

Teachers can track individual student progress through individual profiles:

- Stars earned
- Minutes read



Incorporating Read Along in your School

Ways to incorporate Read Along both inside and outside the classroom based on the technology adoption of your school. Our 3 key models cover:



Schools without tablet/ chromebook/ smartphone lab



Schools with tablet/ chromebook/ smartphone lab



Schools with smart TVs or projectors



Schools without Tablet, Chromebook or Smartphone Lab



1. Use Read Along in Classroom Activities



Use your own smartphone in class for a group reading activity as a fun, interactive learning session.

[Example](#)

2. Assign as Homework



Introduce parents to Read Along during parent teacher meetings or through social media groups like Whatsapp. Recommend using the app daily for at least 10 minutes.



Assign story reading as homework and ask parents to share the daily report card through social media groups like Whatsapp.



Q&As in school on the stories read for better student engagement.

3. Create a Classroom Competition



Display a physical chart in the classroom and track each child's daily usage and stars earned.



Weekly / monthly rewards can be given to the child with the maximum number of stars.

Schools with Tablet, Chromebook or Smartphone Lab



1. Use Read Along in Language or Remedial Classes



Depending on the number of devices available in your school, you can adopt an individual or shared tablet model.

By setting up individual profiles on the device, you can monitor each child's progress on the app.

Individual Device Model (30 Minute Class) [Reference video](#)

- Each child gets access to one device.
- 2 classes per week, 30 mins per class.
- 30 mins class:
 - 10 minutes for distribution & collection of the device
 - 20 minutes for reading
- 9 months engagement in class (36 - 40 weeks)

Shared Device Model (60 Minute Class) [Reference video](#)

- Two children share a device between themselves .
- 2 classes per week, 60 mins per class.
- 60 mins class:
 - 10 minutes for distribution & collection of the device
 - 20 minutes for reading
 - While student 1 reads on the app, student 2 can do reading related activities
- 9 months engagement in class (36 - 40 weeks)

To get your school started on any of these models, please refer to the [onboarding steps](#).

2. Assign as Homework



Introduce parents to Read Along during parent teacher meetings or through social media groups like Whatsapp. Recommend using the app daily for at least 10 minutes.



Assign story reading as homework and ask parents to share the daily report card through social media groups like Whatsapp.



Q&As in school on the stories read for better student engagement.

3. Create a Classroom Competition



Display a physical chart in the classroom and track each child's daily usage and stars earned.



Weekly / monthly rewards can be given to the child with the maximum number of stars.

Schools with Smart TVs or Projectors



1. Use Read Along in Classroom Activities



Connect a smartphone to the TV or projector available in the school.

Set up individual profiles of your students on the app and monitor each child's progress

2. Assign as Homework



Introduce parents to Read Along during parent teacher meetings or through social media groups like Whatsapp. Recommend using the app daily for at least 10 minutes.



Assign story reading as homework and ask parents to share the daily report card through social media groups like Whatsapp.



Q&As in school on the stories read for better student engagement.

3. Create a Classroom Competition



Display a physical chart in the classroom and track each child's daily usage and stars earned.



Weekly / monthly rewards can be given to the child with the maximum number of stars.

A Step by Step Guide for Setting up Read Along in Classrooms



Step 1. School Infrastructure Requirements

- Access to internet, needed to download the app and add new stories.
- Dedicated tab lab or room where classes can be held and devices can be stored in locked cupboards.
- Multiplug chargers or multi-charging secure trolley to store the devices.
- One dedicated teacher responsible for the safety and charging of devices.

Step 2. Tablet or Chromebook Requirements

- A folding cover for the device for a book like feel.
- Screen guards for protection from daily wear and tear.
- All devices should be numbered to help keep track of them.
- [Optional] Tech interventions in class for teacher and student training (Required in schools where tech interventions have not been used before)
Training involves how to: Switch on a tablet, connect to the internet, navigate the tab, increase/ decrease volume & brightness, download apps etc.
- **Tablets to be accompanied with good headphones with a mic.**

Step 3. Teacher Training on Read Along

- In person or digital 2 way training from the Read Along team.
- Whatsapp & Hangout groups with the Read Along team to answer any additional Q&As.
- Training on profile creation and Diya's role.
- Educating teachers on their role in class as that of an enabler as well as a mentor.

Step 4: Implement Read along in Language Class and Monitor Children's Progress

- Maintain a sheet with the tablet/ chromebook number along with the name of the student to ensure every student gets the same device in each class and the child's reading progress can be monitored.
- Ensure all children get necessary amount of time practicing and there are proper handoffs between children.
- [Optional] Be involved in monitoring or directing what specific books children are reading and give them any 1 on 1 help.
- [Optional] Implement reward systems like star charts to track progress.
- [Optional] Recommend using Read Along at home.



Getting the Most Out of Read Along

When it comes to improving a child's reading, the child, their parents and teachers all have a role to play. Here are some reading related activities each of you can participate in.



Reading Related Activities for Children



Spot the Letter

Children can learn the alphabet by spotting different letters in short stories.



Picture the Story

Show children different pictures and ask them to create their own stories.



Storytime and Questions

Divide children into groups and have them read a story. After this, each group prepares questions from the story for the other group.



Sentences with Alphabets

Each child gets an alphabet and 2 minutes to come up with a word and sentence using that letter.



Read Along Antakshari

Present children with words from the app and have them think of a new word with the last letter of the previous one.



Word Games


Make children identify words on Read Along that they already know.



Story Writing

Children can write stories that they remember from Read Along in their own words.

Activities Parents Can Do with their Children



Rhyme Time

Get children to find rhyming words to the ones they have read in a story.



Spot the Letter

Create letter cards and ask children to find them in the app.



Word Forming

Parents can get their children to add letters together to form new words.



Story Recitals

Parents can get their children to recite their favourite story from the app.

Activities for Teachers



Speed Reading

A game where each child has to read maximum words possible within 20 seconds.



Jumbled and Flashcards

Activities involving word jumbles and flashcards to build vocabulary.



Story after Story

Students are given different stories from the app and made to change the story name by changing the story ending.



Moving the Block

Divide students into groups and give them sets of word puzzles to solve.



Story Chain

Students sit in a circle and each child adds a sentence to a story to create a unique tale.



Word Jumbles and Sentence

Give students jumbled words to organise into a sentence.



Cover Page and Storytelling

Students are given books and made to write their own story based on the cover page.

A Look at the Impact Read Along has had

Impact on learning outcomes from the pilot study by ASER Center in 2018:

Pilot Details

A **3 month** study across **200 villages** in Unnao, Uttar Pradesh with over **1500 children**

Pilot Approach

920 children were placed in a treatment group with the app installed.

600 children were placed in a control group who did not get the app.

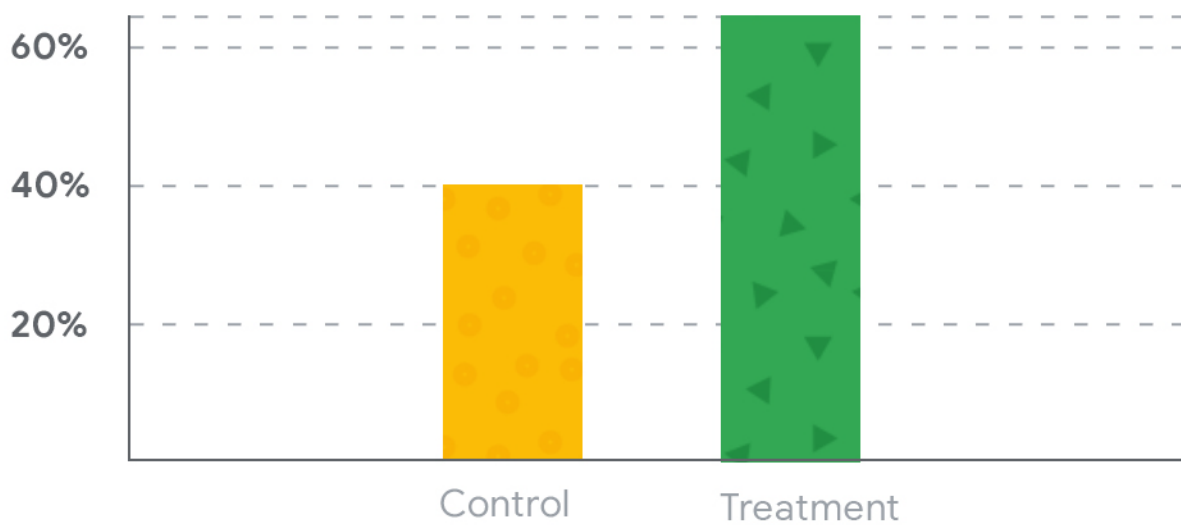
ASER assessed reading levels of children in both groups at the start (baseline), after 45 days and after 90 days (endline)



Key Findings

More participants improved their reading levels in the treatment group.

64% of those in the treatment group saw an increase in scores .



Results of Parent Survey

92%

noticed some improvement in their child's reading skills.

95%

would let their children continue to use the app

Detailed Report [here](#)

Impact on learning outcomes from 3P led assessment across 4 partners



Study Details

We partnered with **4 NGO's**, went to **25 districts** across **5 states and 1 UT**, and worked with **5000+ children**.

Study Approach

ASER assessed reading levels of children in both treatment and control groups at the start (baseline), after 45 days and after 90 days (endline)

Key Findings in Treatment Group

English

32.8%

improved by at least one reading level.

Hindi

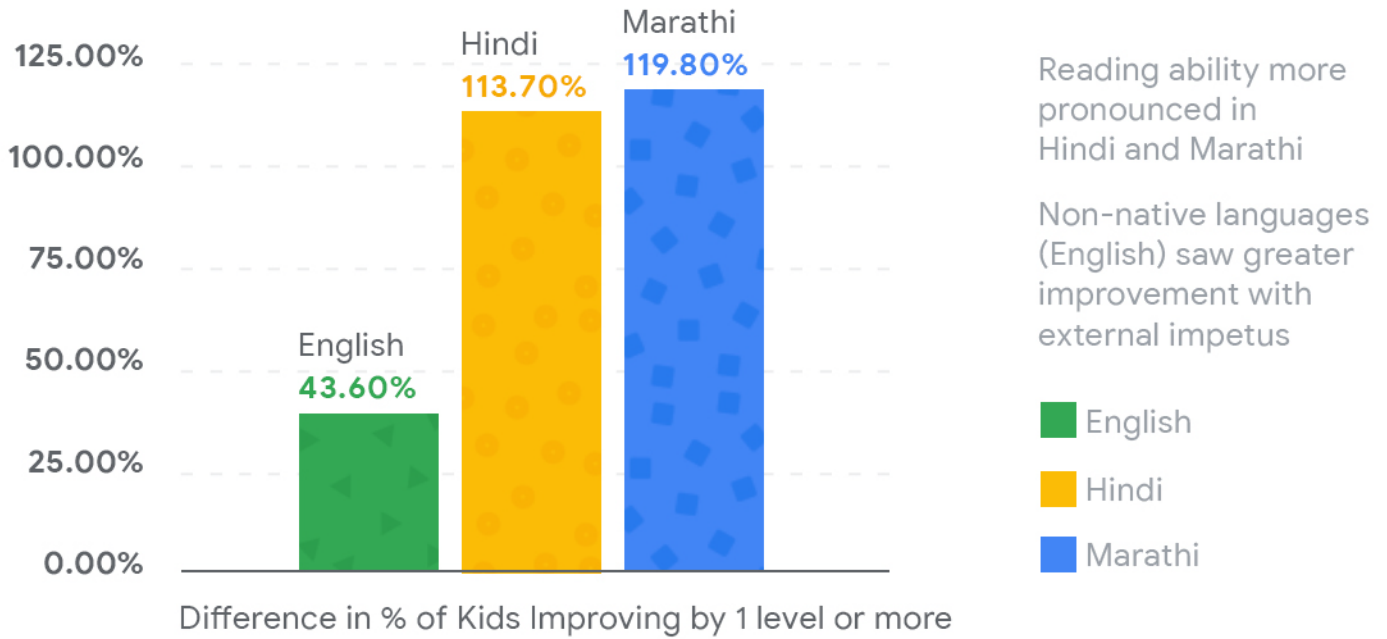
40.6%

improved by at least one reading level.

Marathi

20%

improved by at least one reading level.



Intervention models with NGO Partners





**Learn to read
with the magic
of your voice.**



Read Along™

Google