



SUPPORT OF MILITARY FAMILIES

2021




Click on a state name to find the results for the installations in that state



Support of Military Families – 2021

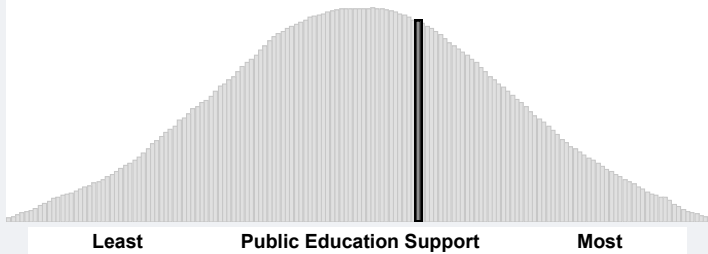
Clear Space Force Station, Alaska

Public Education *




Key: ■ ≤ 33.3% < ■ < 66.7% ≤ ■ (Percentile)

Comparison of all 157 Air Force Installations

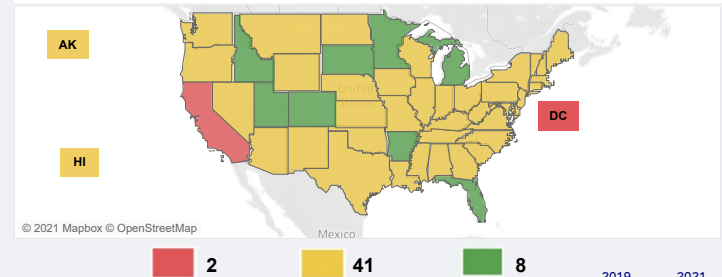


Licensure Portability



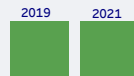
Key: ■ ≤ 1.50 < ■ < 4.00 ≤ ■ (Measure)

Licensure Portability in 50 States and DC



■ 2 ■ 41 ■ 8

Academic Performance Criteria



Graduation Rate



Student Learning Rate



School Climate Criteria

Chronic Absenteeism Rate



Suspension Rate



Service Offering Criteria

Pre-Kindergarten Availability



Student to Counselor Ratio



Student to Mental Health Support Ratio



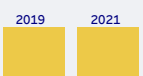
Student to Nurse Ratio



Student to Teacher Ratio



Accounting



Cosmetology



EMS



Engineering



Law



Nursing



Physical Therapy



Psychology



Teaching



Other Professions



Data Source	Most Recent Survey Time Period Utilized	Date Last Updated
State Laws, State Executive Orders, State Bar and Supreme Court Rules (Licensure)	Through May 2021	May 31, 2021

Data Source	Most Recent Survey Time Period Utilized	Date Last Updated
Department of Education - Civil Rights Data Collection District and School Data	SY 2017-2018	October 2020
Department of Education - ED Facts Graduation Rates (District Level and School Level)	SY 2018-2019	November 2020
Department of Education - National Center for Education Statistics Common Core of Data Public Elementary / Secondary School Universe Survey Data	SY 2019-2020	March 2021
Department of Education - National Center for Education Statistics Common Core of Data (School Search)	SY 2018-19 School Details and Enrollment Characteristics SY 2019-20 School Directory Information	April 2020 July 2020
Center for Education Policy Analysis: Stanford Education Data Archive (SEDA)	SY 2008-2009 through SY2017-2018	February 2021

* Public Education is compiled using 60% Academic Performance, 20% School Climate, and 20% Service Offering.

Areas Requiring Additional Support

Public Education

Chronic Absenteeism



Public Education

Graduation Rates



Public Education

Mental Health Support



Licensure Language

Temporary license w/substantial equivalency application Expedited application

Professions

Cosmetology, Engineering, EMS, Accounting, Physical Therapy, Psychology, Teaching, Nursing



Support of Military Families – 2021

Clear Space Force Station, Alaska

Education and Licensure Assessment Narrative

Public Education:

(This assessment is a comparative analysis using colors to graphically display results for all criteria and categories. The colors are assigned using percentiles, divided into thirds, to provide information about a location's relative position compared to all other Department of the Air Force installations assessed)

- Clear SFS received an overall yellow rating for public education as it fell within the middle 33 percent of all Air Force installations assessed
- The areas with the lowest relative ranking which require additional state/community support include chronic absenteeism rate, graduation rate and student to mental health support ratio
- Change from 2019:** Clear's overall education rating did not shift from 2019, however, student to nurse ratio shifted from yellow to green

Licensure Portability:

- The State of Alaska received an overall yellow assessment for licensure portability indicating the State statutes (primarily AS § 08.01.063) contain barriers to licensure and certification portability for military spouses. This assessment is driven by Alaska's substantial equivalence requirement that allows acceptance of another state's license if the requirements for obtaining the license are sufficiently similar to their own State's requirements and precludes acceptance if the requirements are not similar. Additionally, instead of requiring action by the appropriate board, Alaska gives State agencies the discretion to distribute licenses ("may" issue rather than "shall" issue)
- There are no barriers to the Law profession due to their temporary license for military spouses and the absence of supervisory requirements
- If you have additional information or recently made changes to your State's licensure statutes, you can send the updated information to SAF.MRR.Workflow@us.af.mil for consideration and potential changes to the assessment.
- Change from 2019:** No change from the 2019 assessment and no changes to the State's statute

Additional notes:

- The education assessment cross references zip codes within the Military Housing Area (MHA) with zip codes of schools in the surrounding districts. Those school districts with zip codes that fall within the MHA of an installation are included in the analysis. In some locations, school district composition may have changed slightly due to the use of updated District IDs obtained from the Department of Education
- Graduation rates reflect a 4-year graduation, which was determined to be the expectation of Airmen, Guardians, and their families due to frequency of relocation
- The licensure assessment uses a checklist of licensure rules that states should have, and that they should avoid. For example, having a compact or temporary licensing rule and NOT having supervisory requirements are checklist items that lead to green. The Department of the Air Force reviewed state policies and programs intended to eliminate barriers to license portability for military spouses that were in effect as of 31 May 2021

For additional information on Education and Licensure assessment criteria, methodology and data sources, please see the Support of Military Families Background Information provided at www.af.mil under the Support to Families banner. All questions and feedback should be directed to SAF.MRR.Workflow@us.af.mil.

Clear Space Force Station, Alaska

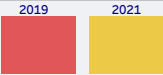
School Districts Map



Support of Military Families – 2021

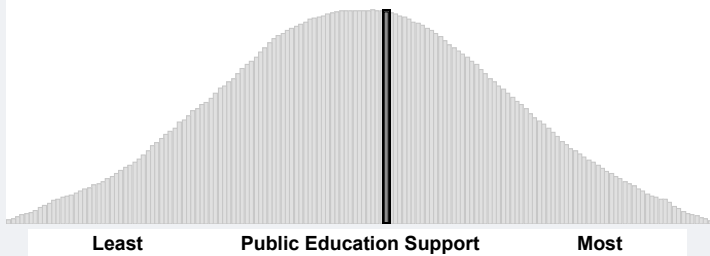
Eielson Air Force Base, Alaska

Public Education *

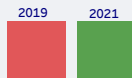


Key: ■ ≤ 33.3% < ■ < 66.7% ≤ ■ (Percentile)

Comparison of all 157 Air Force Installations



Academic Performance Criteria



Graduation Rate



Student Learning Rate



School Climate Criteria



Chronic Absenteeism Rate



Suspension Rate



Service Offering Criteria



Pre-Kindergarten Availability



Student to Counselor Ratio



Student to Mental Health Support Ratio



Student to Nurse Ratio




Student to Teacher Ratio



Data Source	Most Recent Survey Time Period Utilized	Date Last Updated
Department of Education - Civil Rights Data Collection District and School Data	SY 2017-2018	October 2020
Department of Education - ED Facts Graduation Rates (District Level and School Level)	SY 2018-2019	November 2020
Department of Education - National Center for Education Statistics Common Core of Data Public Elementary / Secondary School Universe Survey Data	SY 2019-2020	March 2021
Department of Education - National Center for Education Statistics Common Core of Data (School Search)	SY 2018-19 School Details and Enrollment Characteristics	April 2020
	SY 2019-20 School Directory Information	July 2020
Center for Education Policy Analysis: Stanford Education Data Archive (SEDA)	SY 2008-2009 through SY2017-2018	February 2021

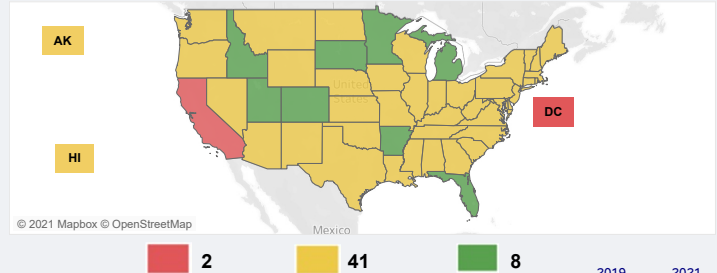
* Public Education is compiled using 60% Academic Performance, 20% School Climate, and 20% Service Offering.

Licensure Portability




Key: ■ ≤ 1.50 < ■ < 4.00 ≤ ■ (Measure)

Licensure Portability in 50 States and DC



Accounting



Cosmetology



EMS



Engineering



Law



Nursing



Physical Therapy



Psychology



Teaching



Other Professions



Data Source	Most Recent Survey Time Period Utilized	Date Last Updated
State Laws, State Executive Orders, State Bar and Supreme Court Rules (Licensure)	Through May 2021	May 31, 2021

Areas Requiring Additional Support

Public Education

Graduation Rates



Public Education

Chronic Absenteeism



Public Education

Student to Teacher



Licensure Language

Temporary license w/substantial equivalency Expedited application

Professions

Cosmetology, Engineering, EMS, Accounting, Physical Therapy, Psychology, Teaching, Nursing



Support of Military Families – 2021

Eielson Air Force Base, Alaska

Education and Licensure Assessment Narrative

Public Education:

(This assessment is a comparative analysis using colors to graphically display results for all criteria and categories. The colors are assigned using percentiles, divided into thirds, to provide information about a location's relative position compared to all other Department of the Air Force installations assessed)

- Eielson AFB received an overall yellow rating for public education as it fell within the middle 33 percent of all Air Force installations assessed
- The areas with the lowest relative ranking which require additional state/community support include graduation rate, chronic absenteeism rate, and student to teacher ratio
- Change from 2019:** Eielson's overall education rating shifted from red to yellow as a result of an improved student learning rate, however, student to nurse ratio decreased from a green to yellow rating

Licensure Portability:

- The State of Alaska received an overall yellow assessment for licensure portability indicating the State statutes (primarily AS § 08.01.063) contain barriers to licensure and certification portability for military spouses. This assessment is driven by Alaska's substantial equivalence requirement that allows acceptance of another state's license if the requirements for obtaining the license are sufficiently similar to their own State's requirements and precludes acceptance if the requirements are not similar. Additionally, instead of requiring action by the appropriate board, Alaska gives State agencies the discretion to distribute licenses ("may" issue rather than "shall" issue)
- There are no barriers to the Law profession due to their temporary license for military spouses and the absence of supervisory requirements
- If you have additional information or recently made changes to your State's licensure statutes, you can send the updated information to SAF.MRR.Workflow@us.af.mil for consideration and potential changes to the assessment.
- Change from 2019:** No change from the 2019 assessment and no changes to the State's statute

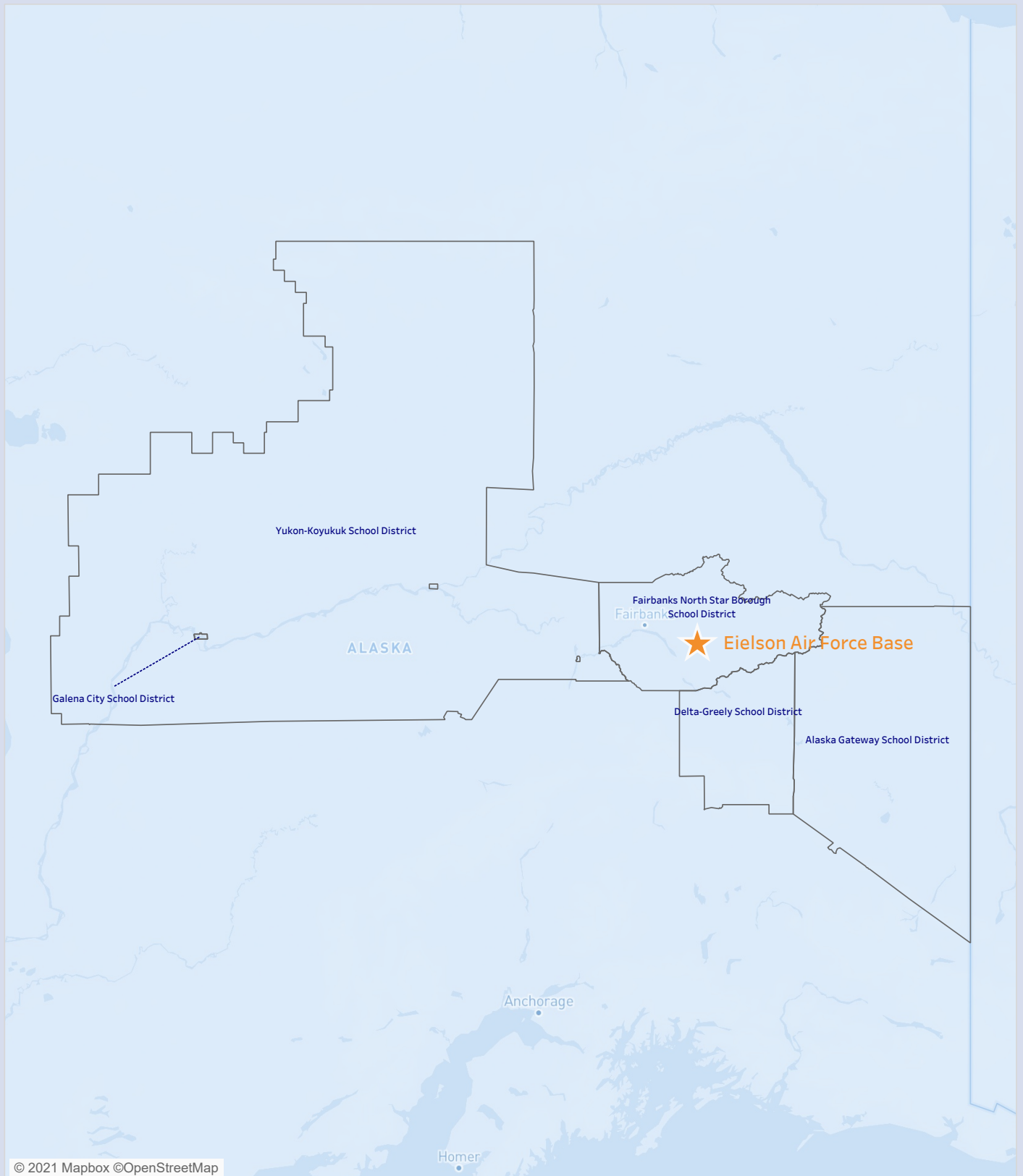
Additional notes:

- The education assessment cross references zip codes within the Military Housing Area (MHA) with zip codes of schools in the surrounding districts. Those school districts with zip codes that fall within the MHA of an installation are included in the analysis. In some locations, school district composition may have changed slightly due to the use of updated District IDs obtained from the Department of Education
- Graduation rates reflect a 4-year graduation, which was determined to be the expectation of Airmen, Guardians, and their families due to frequency of relocation
- The licensure assessment uses a checklist of licensure rules that states should have, and that they should avoid. For example, having a compact or temporary licensing rule and NOT having supervisory requirements are checklist items that lead to green. The Department of the Air Force reviewed state policies and programs intended to eliminate barriers to license portability for military spouses that were in effect as of 31 May 2021

For additional information on Education and Licensure assessment criteria, methodology and data sources, please see the Support of Military Families Background Information provided at www.af.mil under the Support to Families banner. All questions and feedback should be directed to SAF.MRR.Workflow@us.af.mil.

Eielson Air Force Base, Alaska


School Districts Map



Support of Military Families – 2021

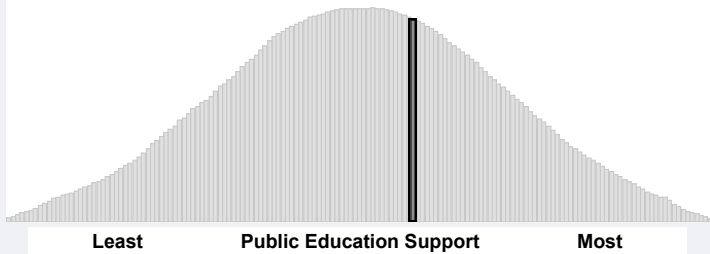
Joint Base Elmendorf-Richardson, Alaska

Public Education *




Key: ■ ≤ 33.3% < ■ < 66.7% ≤ ■ (Percentile)

Comparison of all 157 Air Force Installations

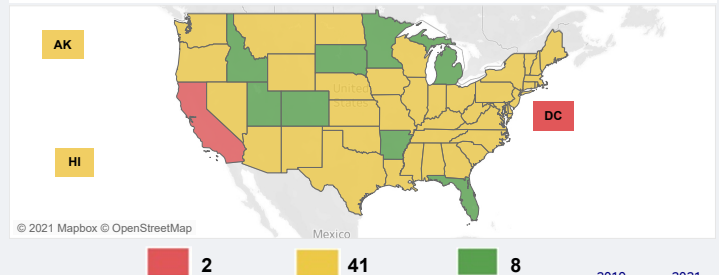


Licensure Portability



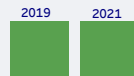
Key: ■ ≤ 1.50 < ■ < 4.00 ≤ ■ (Measure)

Licensure Portability in 50 States and DC



■ 2 ■ 41 ■ 8

Academic Performance Criteria



Graduation Rate



Student Learning Rate



School Climate Criteria

Chronic Absenteeism Rate



Suspension Rate



Service Offering Criteria

Pre-Kindergarten Availability



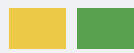
Student to Counselor Ratio



Student to Mental Health Support Ratio



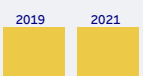
Student to Nurse Ratio



Student to Teacher Ratio



Accounting



Cosmetology



EMS



Engineering



Law



Nursing



Physical Therapy



Psychology



Teaching



Other Professions



Data Source	Most Recent Survey Time Period Utilized	Date Last Updated
State Laws, State Executive Orders, State Bar and Supreme Court Rules (Licensure)	Through May 2021	May 31, 2021

Data Source	Most Recent Survey Time Period Utilized	Date Last Updated
Department of Education - Civil Rights Data Collection District and School Data	SY 2017-2018	October 2020
Department of Education - ED Facts Graduation Rates (District Level and School Level)	SY 2018-2019	November 2020
Department of Education - National Center for Education Statistics Common Core of Data Public Elementary / Secondary School Universe Survey Data	SY 2019-2020	March 2021
Department of Education - National Center for Education Statistics Common Core of Data (School Search)	SY 2018-19 School Details and Enrollment Characteristics SY 2019-20 School Directory Information	April 2020 July 2020
Center for Education Policy Analysis: Stanford Education Data Archive (SEDA)	SY 2008-2009 through SY2017-2018	February 2021

* Public Education is compiled using 60% Academic Performance, 20% School Climate, and 20% Service Offering.

Areas Requiring Additional Support

Public Education

Chronic Absenteeism



Public Education

Graduation Rates



Public Education

Mental Health Support



Licensure Language

Temporary license w/substantial equivalency application Expedited application

Professions

Cosmetology, Engineering, EMS, Accounting, Physical Therapy, Psychology, Teaching, Nursing



Support of Military Families – 2021

Joint Base Elmendorf-Richardson, Alaska

Education and Licensure Assessment Narrative

Public Education:

(This assessment is a comparative analysis using colors to graphically display results for all criteria and categories. The colors are assigned using percentiles, divided into thirds, to provide information about a location's relative position compared to all other Department of the Air Force installations assessed)

- JBER received an overall yellow rating for public education as it fell within the middle 33 percent of all Air Force installations assessed
- The areas with the lowest relative ranking which require additional state/community support include chronic absenteeism rate, graduation rate and student to mental health support ratio
- **Change from 2019:** JBER's overall education rating did not shift from 2019, however, student to nurse ratio shifted from yellow to green

Licensure Portability:

- The State of Alaska received an overall yellow assessment for licensure portability indicating the State statutes (primarily AS § 08.01.063) contain barriers to licensure and certification portability for military spouses. This assessment is driven by Alaska's substantial equivalence requirement that allows acceptance of another state's license if the requirements for obtaining the license are sufficiently similar to their own State's requirements and precludes acceptance if the requirements are not similar. Additionally, instead of requiring action by the appropriate board, Alaska gives State agencies the discretion to distribute licenses ("may" issue rather than "shall" issue)
- There are no barriers to the Law profession due to their temporary license for military spouses and the absence of supervisory requirements
- If you have additional information or recently made changes to your State's licensure statutes, you can send the updated information to SAF.MRR.Workflow@us.af.mil for consideration and potential changes to the assessment.
- **Change from 2019:** No change from the 2019 assessment and no changes to the State's statute

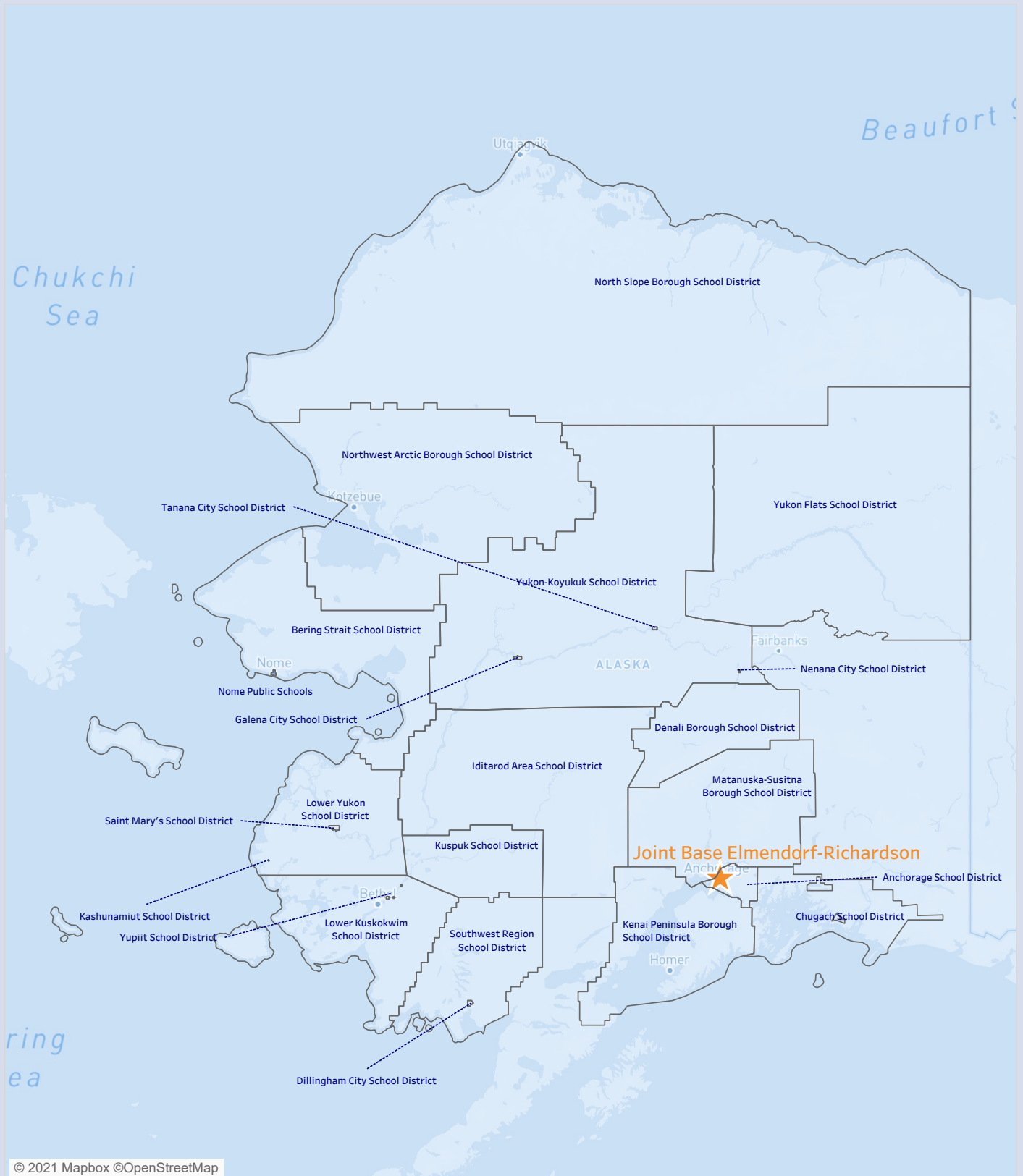
Additional notes:

- The education assessment cross references zip codes within the Military Housing Area (MHA) with zip codes of schools in the surrounding districts. Those school districts with zip codes that fall within the MHA of an installation are included in the analysis. In some locations, school district composition may have changed slightly due to the use of updated District IDs obtained from the Department of Education
- Graduation rates reflect a 4-year graduation, which was determined to be the expectation of Airmen, Guardians, and their families due to frequency of relocation
- The licensure assessment uses a checklist of licensure rules that states should have, and that they should avoid. For example, having a compact or temporary licensing rule and NOT having supervisory requirements are checklist items that lead to green. The Department of the Air Force reviewed state policies and programs intended to eliminate barriers to license portability for military spouses that were in effect as of 31 May 2021

For additional information on Education and Licensure assessment criteria, methodology and data sources, please see the Support of Military Families Background Information provided at www.af.mil under the Support to Families banner. All questions and feedback should be directed to SAF.MRR.Workflow@us.af.mil.

Joint Base Elmendorf-Richardson, Alaska

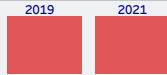
School Districts Map



Support of Military Families – 2021

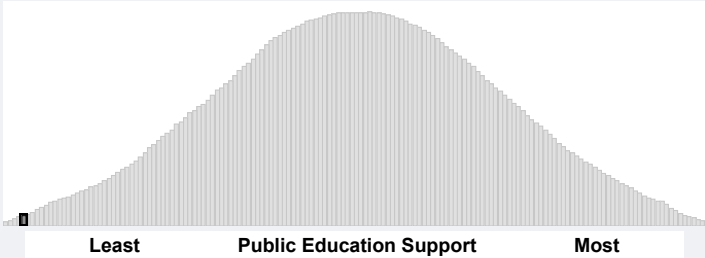
Dannelly Field, Alabama

Public Education *

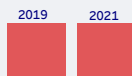


Key: ■ ≤ 33.3% < ■ < 66.7% ≤ ■ (Percentile)

Comparison of all 157 Air Force Installations



Academic Performance Criteria



Graduation Rate



Student Learning Rate



School Climate Criteria



Chronic Absenteeism Rate



Suspension Rate



Service Offering Criteria



Pre-Kindergarten Availability



Student to Counselor Ratio



Student to Mental Health Support Ratio



Student to Nurse Ratio




Student to Teacher Ratio



Data Source	Most Recent Survey Time Period Utilized	Date Last Updated
Department of Education - Civil Rights Data Collection District and School Data	SY 2017-2018	October 2020
Department of Education - ED Facts Graduation Rates (District Level and School Level)	SY 2018-2019	November 2020
Department of Education - National Center for Education Statistics Common Core of Data Public Elementary / Secondary School Universe Survey Data	SY 2019-2020	March 2021
Department of Education - National Center for Education Statistics Common Core of Data (School Search)	SY 2018-19 School Details and Enrollment Characteristics	April 2020
	SY 2019-20 School Directory Information	July 2020
Center for Education Policy Analysis: Stanford Education Data Archive (SEDA)	SY 2008-2009 through SY2017-2018	February 2021

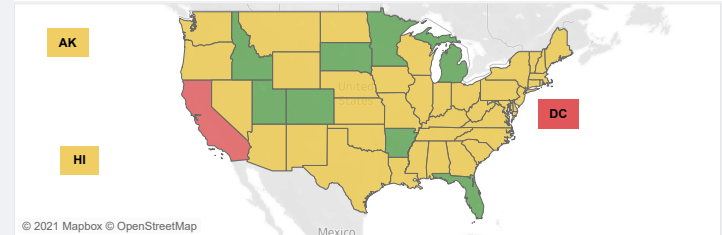
* Public Education is compiled using 60% Academic Performance, 20% School Climate, and 20% Service Offering.

Licensure Portability



Key: ■ ≤ 1.50 < ■ < 4.00 ≤ ■ (Measure)

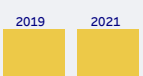
Licensure Portability in 50 States and DC



© 2021 Mapbox © OpenStreetMap



Accounting



Cosmetology



EMS



Engineering



Law



Nursing



Physical Therapy



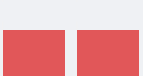
Psychology



Teaching



Other Professions



Data Source	Most Recent Survey Time Period Utilized	Date Last Updated
State Laws, State Executive Orders, State Bar and Supreme Court Rules (Licensure)	Through May 2021	May 31, 2021

Areas Requiring Additional Support

Public Education

Growth Measure



Public Education

Suspension Rate



Public Education

Mental Health Support



Licensure Language

Professions

Statute excludes several other occupations

Other Professions



Support of Military Families – 2021

Dannelly Field, Alabama

Education and Licensure Assessment Narrative

Public Education:

(This assessment is a comparative analysis using colors to graphically display results for all criteria and categories. The colors are assigned using percentiles, divided into thirds, to provide information about a location's relative position compared to all other Department of the Air Force installations assessed)

- Dannelly Field received an overall red rating for public education as it fell within the bottom 33 percent of all Air Force installations assessed
- The areas with the lowest relative ranking which require additional state/community support include student learning rate, suspension rate and student to mental health support ratio
- Change from 2019:** Dannelly Field's overall education rating did not change from 2019, however, the overall service offering rating shifted from yellow to green as did graduation rate

Licensure Portability:

- The State of Alabama received an overall yellow assessment for licensure portability indicating State statutes (primarily Al. Code 1975 § 31-1-6) contain barriers to licensure and certification portability for military spouses. This assessment is driven by Alabama's substantial equivalence requirement that allows acceptance of another state's license if the requirements for obtaining the license are sufficiently similar to their own State's requirements and precludes acceptance if the requirements are not similar. Additionally, statute excludes several occupations from license portability
- Although Alabama has enacted legislation to join the Physical Therapy Compact, as of the time of this assessment, the compact benefits are not yet being provided to military spouses as additional requirements need to be met in order for Alabama to fully receive all of the compact privileges
- There are no barriers to Law and Nursing professions due to their favorable military spouse legislation for lawyers and inclusion in the Nursing Compact
- If you have additional information or recently made changes to your State's licensure statutes, you can send the updated information to SAF.MRR.Workflow@us.af.mil for consideration and potential changes to the assessment
- Change from 2019:** No change from the 2019 assessment although new legislation was passed improving the licensing process for the Teaching profession, joining the Psychology Interjurisdictional Compact, the Audiology/Speech-Language Pathology Interstate Compact, and the Physical Therapy Licensure Compact

Additional notes:

- The education assessment cross references zip codes within the Military Housing Area (MHA) with zip codes of schools in the surrounding districts. Those school districts with zip codes that fall within the MHA of an installation are included in the analysis. In some locations, school district composition may have changed slightly due to the use of updated District IDs obtained from the Department of Education
- Graduation rates reflect a 4-year graduation, which was determined to be the expectation of Airmen, Guardians, and their families due to frequency of relocation
- The licensure assessment uses a checklist of licensure rules that states should have, and that they should avoid. For example, having a compact or temporary licensing rule and NOT having supervisory requirements are checklist items that lead to green. The Department of the Air Force reviewed state policies and programs intended to eliminate barriers to license portability for military spouses that were in effect as of 31 May 2021

For additional information on Education and Licensure assessment criteria, methodology and data sources, please see the Support of Military Families Background Information provided at www.af.mil under the Support to Families banner. All questions and feedback should be directed to SAF.MRR.Workflow@us.af.mil.

Dannelly Field, Alabama

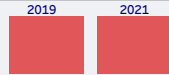
School Districts Map



Support of Military Families – 2021

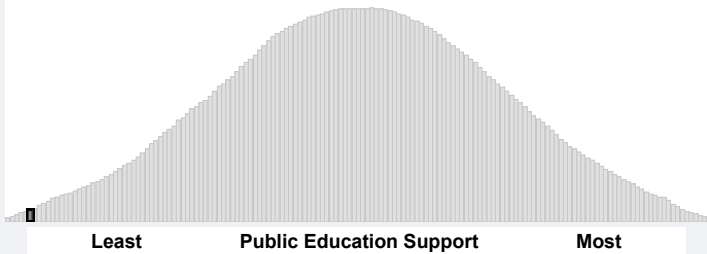
Maxwell Air Force Base, Alabama

Public Education *

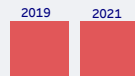


Key: ■ ≤ 33.3% < ■ < 66.7% ≤ ■ (Percentile)

Comparison of all 157 Air Force Installations



Academic Performance Criteria



Graduation Rate



Student Learning Rate



School Climate Criteria



Chronic Absenteeism Rate



Suspension Rate



Service Offering Criteria



Pre-Kindergarten Availability



Student to Counselor Ratio



Student to Mental Health Support Ratio




Student to Nurse Ratio



Student to Teacher Ratio

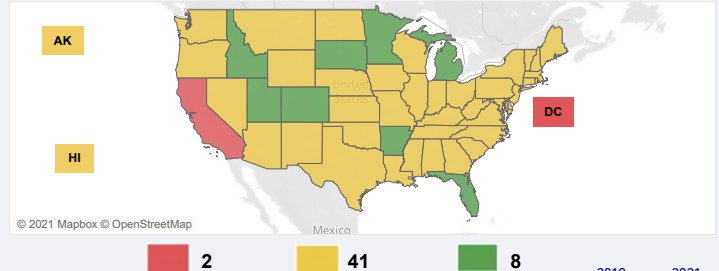


Licensure Portability

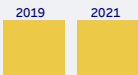


Key: ■ ≤ 1.50 < ■ < 4.00 ≤ ■ (Measure)

Licensure Portability in 50 States and DC



Accounting



Cosmetology



EMS



Engineering



Law



Nursing



Physical Therapy



Psychology



Teaching



Other Professions



Data Source	Most Recent Survey Time Period Utilized	Date Last Updated
State Laws, State Executive Orders, State Bar and Supreme Court Rules (Licensure)	Through May 2021	May 31, 2021

Data Source	Most Recent Survey Time Period Utilized	Date Last Updated
Department of Education - Civil Rights Data Collection District and School Data	SY 2017-2018	October 2020
Department of Education - ED Facts Graduation Rates (District Level and School Level)	SY 2018-2019	November 2020
Department of Education - National Center for Education Statistics Common Core of Data Public Elementary / Secondary School Universe Survey Data	SY 2019-2020	March 2021
Department of Education - National Center for Education Statistics Common Core of Data (School Search)	SY 2018-19 School Details and Enrollment Characteristics SY 2019-20 School Directory Information	April 2020 July 2020
Center for Education Policy Analysis: Stanford Education Data Archive (SEDA)	SY 2008-2009 through SY2017-2018	February 2021

* Public Education is compiled using 60% Academic Performance, 20% School Climate, and 20% Service Offering.

Areas Requiring Additional Support

Public Education

Growth Measure



Public Education

Suspension Rate



Public Education

Mental Health Support



Licensure Language

Professions

Statute excludes several other occupations

Other Professions



Support of Military Families – 2021

Maxwell Air Force Base, Alabama

Education and Licensure Assessment Narrative

Public Education:

(This assessment is a comparative analysis using colors to graphically display results for all criteria and categories. The colors are assigned using percentiles, divided into thirds, to provide information about a location's relative position compared to all other Department of the Air Force installations assessed)

- Maxwell ARB received an overall red rating for public education as it fell within the bottom 33 percent of all Air Force installations assessed
- The areas with the lowest relative ranking which require additional state/community support include student learning rate, suspension rate and student to mental health support ratio
- Change from 2019:** Maxwell's overall education rating did not change from 2019, however, the overall service offering rating shifted from yellow to green as did graduation rate

Licensure Portability:

- The State of Alabama received an overall yellow assessment for licensure portability indicating State statutes (primarily Al. Code 1975 § 31-1-6) contain barriers to licensure and certification portability for military spouses. This assessment is driven by Alabama's substantial equivalence requirement that allows acceptance of another state's license if the requirements for obtaining the license are sufficiently similar to their own State's requirements and precludes acceptance if the requirements are not similar. Additionally, statute excludes several occupations from license portability
- Although Alabama has enacted legislation to join the Physical Therapy Compact, as of the time of this assessment, the compact benefits are not yet being provided to military spouses as additional requirements need to be met in order for Alabama to fully receive all of the compact privileges
- There are no barriers to Law and Nursing professions due to their favorable military spouse legislation for lawyers and inclusion in the Nursing Compact
- If you have additional information or recently made changes to your State's licensure statutes, you can send the updated information to SAF.MRR.Workflow@us.af.mil for consideration and potential changes to the assessment
- Change from 2019:** No change from the 2019 assessment although new legislation was passed improving the licensing process for the Teaching profession, joining the Psychology Interjurisdictional Compact, the Audiology/Speech-Language Pathology Interstate Compact, and the Physical Therapy Licensure Compact

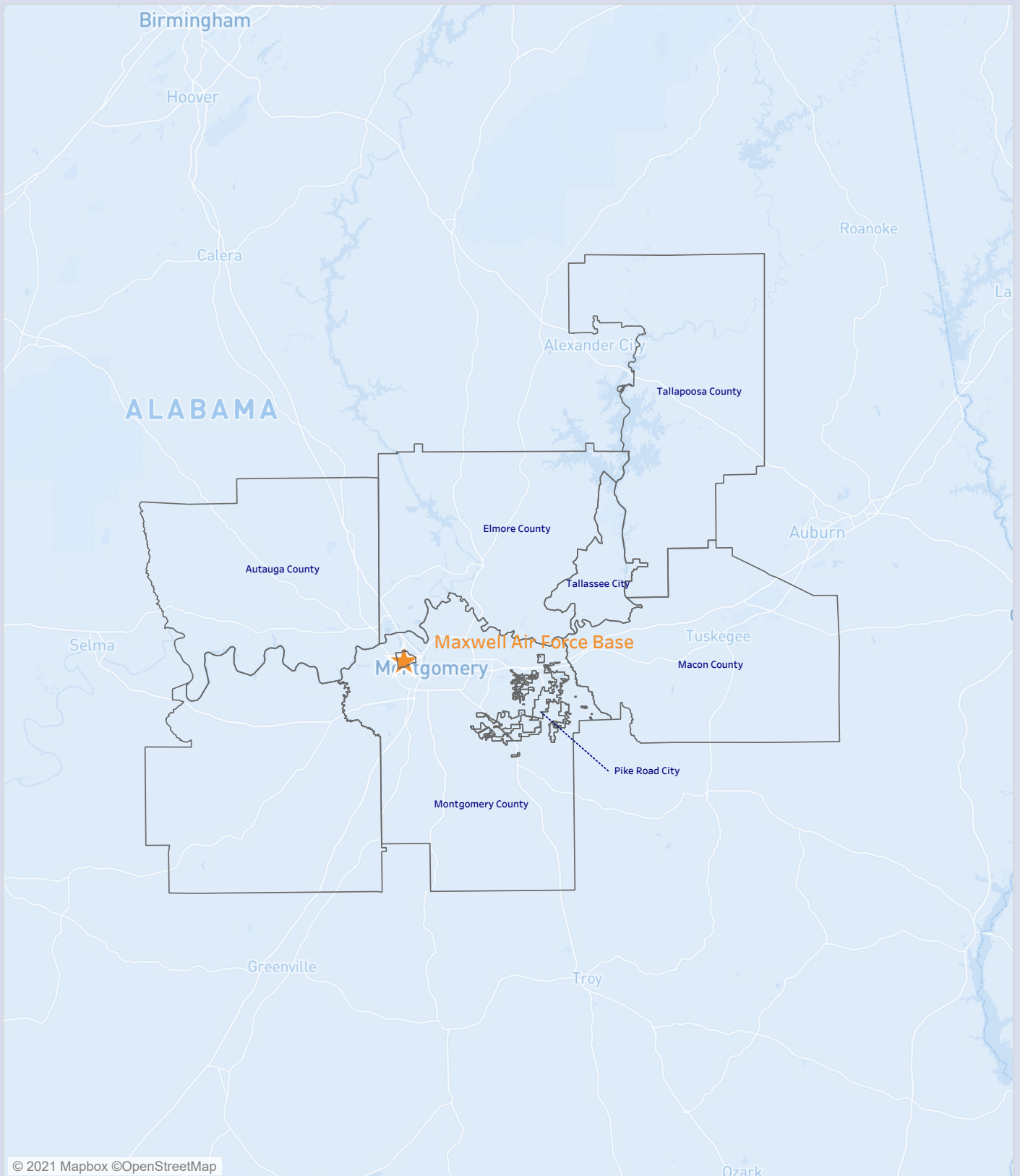
Additional notes:

- The education assessment cross references zip codes within the Military Housing Area (MHA) with zip codes of schools in the surrounding districts. Those school districts with zip codes that fall within the MHA of an installation are included in the analysis. In some locations, school district composition may have changed slightly due to the use of updated District IDs obtained from the Department of Education
- Graduation rates reflect a 4-year graduation, which was determined to be the expectation of Airmen, Guardians, and their families due to frequency of relocation
- The licensure assessment uses a checklist of licensure rules that states should have, and that they should avoid. For example, having a compact or temporary licensing rule and NOT having supervisory requirements are checklist items that lead to green. The Department of the Air Force reviewed state policies and programs intended to eliminate barriers to license portability for military spouses that were in effect as of 31 May 2021

For additional information on Education and Licensure assessment criteria, methodology and data sources, please see the Support of Military Families Background Information provided at www.af.mil under the Support to Families banner. All questions and feedback should be directed to SAF.MRR.Workflow@us.af.mil.

Maxwell Air Force Base, Alabama


School Districts Map



Support of Military Families – 2021

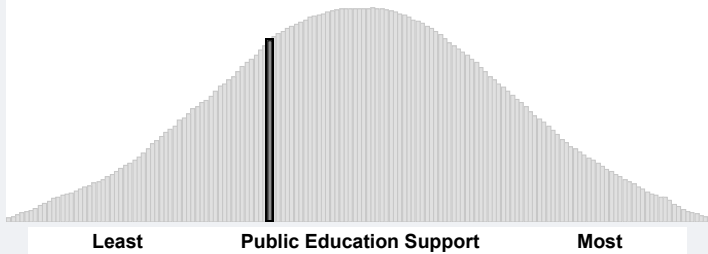
Sumpter Smith Air National Guard Base, Alabama

Public Education *




Key: ■ ≤ 33.3% < ■ < 66.7% ≤ ■ (Percentile)

Comparison of all 157 Air Force Installations

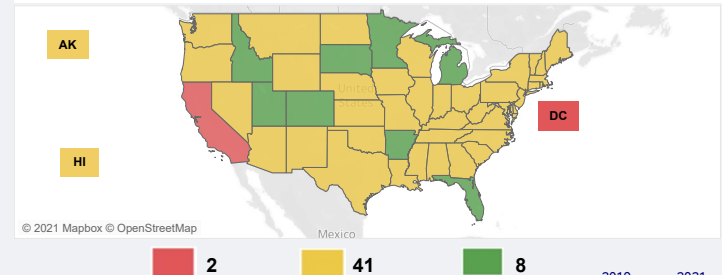


Licensure Portability

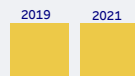


Key: ■ ≤ 1.50 < ■ < 4.00 ≤ ■ (Measure)

Licensure Portability in 50 States and DC



Academic Performance Criteria



Graduation Rate



Student Learning Rate



School Climate Criteria



Chronic Absenteeism Rate



Suspension Rate



Service Offering Criteria



Pre-Kindergarten Availability



Student to Counselor Ratio



Student to Mental Health Support Ratio



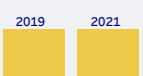
Student to Nurse Ratio



Student to Teacher Ratio



Accounting



Cosmetology



EMS



Engineering



Law



Nursing



Physical Therapy



Psychology



Teaching



Other Professions



Data Source	Most Recent Survey Time Period Utilized	Date Last Updated
State Laws, State Executive Orders, State Bar and Supreme Court Rules (Licensure)	Through May 2021	May 31, 2021

Data Source	Most Recent Survey Time Period Utilized	Date Last Updated
Department of Education - Civil Rights Data Collection District and School Data	SY 2017-2018	October 2020
Department of Education - ED Facts Graduation Rates (District Level and School Level)	SY 2018-2019	November 2020
Department of Education - National Center for Education Statistics Common Core of Data Public Elementary / Secondary School Universe Survey Data	SY 2019-2020	March 2021
Department of Education - National Center for Education Statistics Common Core of Data (School Search)	SY 2018-19 School Details and Enrollment Characteristics SY 2019-20 School Directory Information	April 2020 July 2020
Center for Education Policy Analysis: Stanford Education Data Archive (SEDA)	SY 2008-2009 through SY2017-2018	February 2021

* Public Education is compiled using 60% Academic Performance, 20% School Climate, and 20% Service Offering.

Areas Requiring Additional Support

Public Education

Mental Health Support



Public Education

Suspension Rate



Public Education

Growth Measure



Licensure Language

Professions

Statute excludes several other occupations

Other Professions



Support of Military Families – 2021

Sumpter Smith Air National Guard Base, Alabama

Education and Licensure Assessment Narrative

Public Education:

(This assessment is a comparative analysis using colors to graphically display results for all criteria and categories. The colors are assigned using percentiles, divided into thirds, to provide information about a location's relative position compared to all other Department of the Air Force installations assessed)

- Sumpter Smith ANGB received an overall yellow rating for public education as it fell within the middle 33 percent of all Air Force installations assessed
- The areas with the lowest relative ranking which require additional state/community support include student to mental health support ratio, suspension rate and student learning rate
- Change from 2019:** Sumpter Smith's overall education rating did not shift from 2019, however, pre-kindergarten availability decreased from a green to yellow rating

Licensure Portability:

- The State of Alabama received an overall yellow assessment for licensure portability indicating State statutes (primarily Al. Code 1975 § 31-1-6) contain barriers to licensure and certification portability for military spouses. This assessment is driven by Alabama's substantial equivalence requirement that allows acceptance of another state's license if the requirements for obtaining the license are sufficiently similar to their own State's requirements and precludes acceptance if the requirements are not similar. Additionally, statute excludes several occupations from license portability
- Although Alabama has enacted legislation to join the Physical Therapy Compact, as of the time of this assessment, the compact benefits are not yet being provided to military spouses as additional requirements need to be met in order for Alabama to fully receive all of the compact privileges
- There are no barriers to Law and Nursing professions due to their favorable military spouse legislation for lawyers and inclusion in the Nursing Compact
- If you have additional information or recently made changes to your State's licensure statutes, you can send the updated information to SAF.MRR.Workflow@us.af.mil for consideration and potential changes to the assessment
- Change from 2019:** No change from the 2019 assessment although new legislation was passed improving the licensing process for the Teaching profession, joining the Psychology Interjurisdictional Compact, the Audiology/Speech-Language Pathology Interstate Compact, and the Physical Therapy Licensure Compact

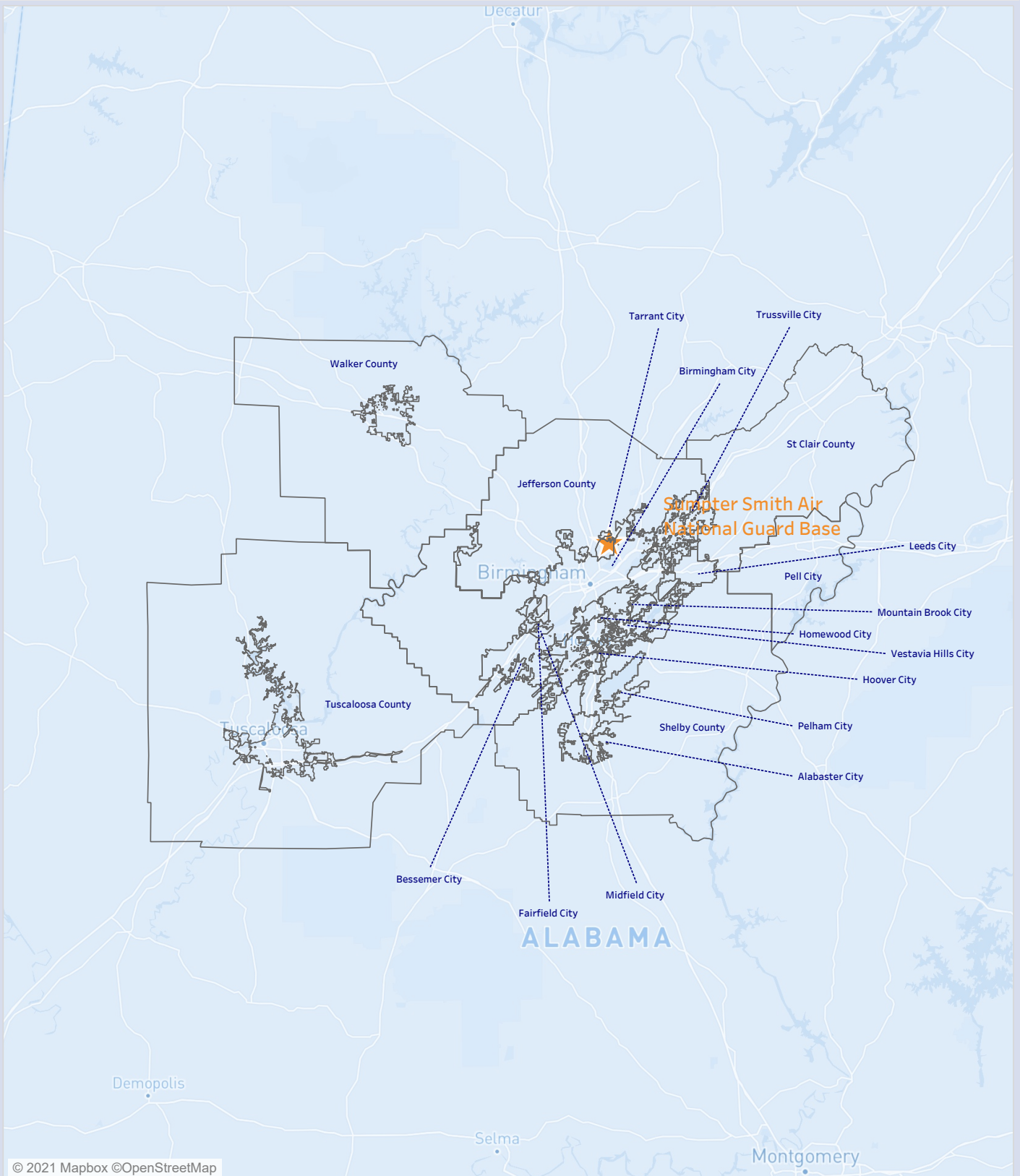
Additional notes:

- The education assessment cross references zip codes within the Military Housing Area (MHA) with zip codes of schools in the surrounding districts. Those school districts with zip codes that fall within the MHA of an installation are included in the analysis. In some locations, school district composition may have changed slightly due to the use of updated District IDs obtained from the Department of Education
- Graduation rates reflect a 4-year graduation, which was determined to be the expectation of Airmen, Guardians, and their families due to frequency of relocation
- The licensure assessment uses a checklist of licensure rules that states should have, and that they should avoid. For example, having a compact or temporary licensing rule and NOT having supervisory requirements are checklist items that lead to green. The Department of the Air Force reviewed state policies and programs intended to eliminate barriers to license portability for military spouses that were in effect as of 31 May 2021

For additional information on Education and Licensure assessment criteria, methodology and data sources, please see the Support of Military Families Background Information provided at www.af.mil under the Support to Families banner. All questions and feedback should be directed to SAF.MRR.Workflow@us.af.mil.

Sumpter Smith Air National Guard Base, Alabama


School Districts Map



Support of Military Families – 2021

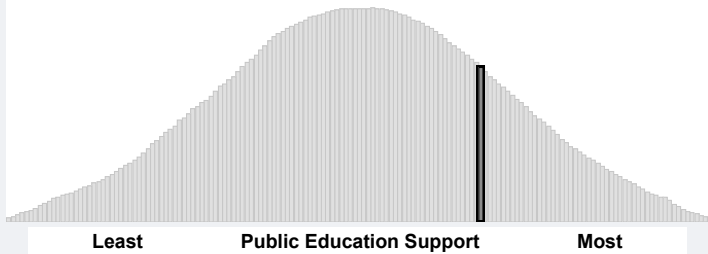
Ebbing Air National Guard Base, Arkansas

Public Education *




Key: ■ ≤ 33.3% < ■ < 66.7% ≤ ■ (Percentile)

Comparison of all 157 Air Force Installations

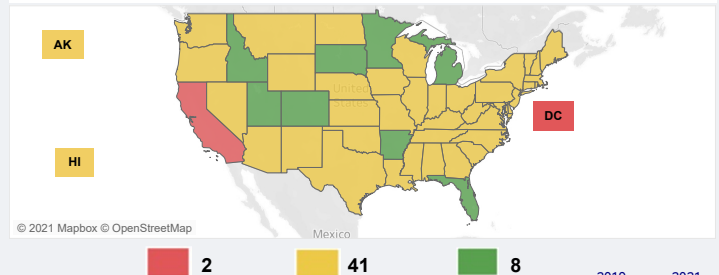


Licensure Portability

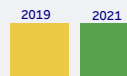


Key: ■ ≤ 1.50 < ■ < 4.00 ≤ ■ (Measure)

Licensure Portability in 50 States and DC



Academic Performance Criteria



Graduation Rate



Student Learning Rate



School Climate Criteria



Chronic Absenteeism Rate



Suspension Rate



Service Offering Criteria



Pre-Kindergarten Availability



Student to Counselor Ratio



Student to Mental Health Support Ratio




Student to Nurse Ratio




Student to Teacher Ratio




Accounting




Cosmetology




EMS




Engineering




Law




Nursing




Physical Therapy




Psychology



Teaching



Other Professions



Data Source	Most Recent Survey Time Period Utilized	Date Last Updated
State Laws, State Executive Orders, State Bar and Supreme Court Rules (Licensure)	Through May 2021	May 31, 2021

Data Source	Most Recent Survey Time Period Utilized	Date Last Updated
Department of Education - Civil Rights Data Collection District and School Data	SY 2017-2018	October 2020
Department of Education - EDfacts Graduation Rates (District Level and School Level)	SY 2018-2019	November 2020
Department of Education - National Center for Education Statistics Common Core of Data Public Elementary / Secondary School Universe Survey Data	SY 2019-2020	March 2021
Department of Education - National Center for Education Statistics Common Core of Data (School Search)	SY 2018-19 School Details and Enrollment Characteristics	April 2020
	SY 2019-20 School Directory Information	July 2020
Center for Education Policy Analysis: Stanford Education Data Archive (SEDA)	SY 2008-2009 through SY2017-2018	February 2021

* Public Education is compiled using 60% Academic Performance, 20% School Climate, and 20% Service Offering.

Areas Requiring Additional Support

Public Education

Suspension Rate



Public Education

Mental Health Support



Public Education

Student to Teacher



Support of Military Families – 2021

Ebbing Air National Guard Base, Arkansas

Education and Licensure Assessment Narrative

Public Education:

(This assessment is a comparative analysis using colors to graphically display results for all criteria and categories. The colors are assigned using percentiles, divided into thirds, to provide information about a location's relative position compared to all other Department of the Air Force installations assessed)

- Ebbing ANGB received an overall green rating for public education as it fell within the top 33 percent of all Air Force installations assessed with a strong student learning rate and service offerings being the driving factors
- The areas with the lowest relative ranking which require additional state/community support include suspension rate, student to mental health support ratio, and student to teacher ratio
- Change from 2019:** Ebbing's overall education rating did not shift from 2019, however, graduation rate and overall academic performance shifted from yellow to green and overall school climate shifted from yellow to red as a result of chronic absenteeism rate shifting from green to yellow

Licensure Portability:

- The State of Arkansas received an overall green assessment for licensure portability indicating the State statutes (primarily SB78) are effective in removing barriers to licensure and certification portability. Licensing entities in Arkansas are required to grant automatic licensure to military spouses holding an occupational license in good standing with a similar scope of practice. All occupations in Arkansas were assessed green
- If you have additional information or recently made changes to your State's licensure statutes, you can send the updated information to SAF.MRR.Workflow@us.af.mil for consideration and potential changes to the assessment.
- Change from 2019:** While the updated language in SB78 is more favorable – only requiring that military spouses hold licenses with a “similar scope of practice” – there was no change from Arkansas' green assessment in 2019

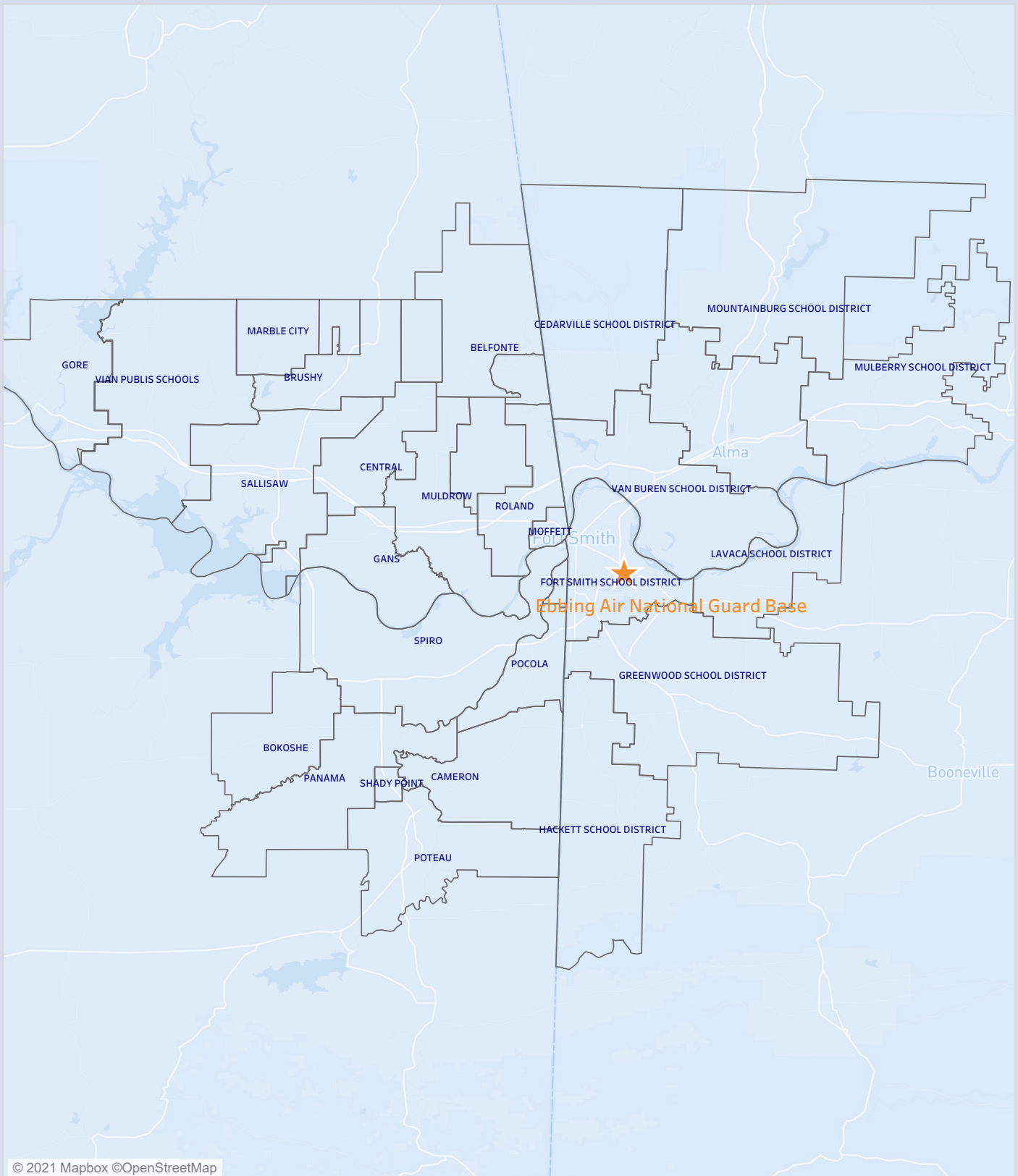
Additional notes:

- The education assessment cross references zip codes within the Military Housing Area (MHA) with zip codes of schools in the surrounding districts. Those school districts with zip codes that fall within the MHA of an installation are included in the analysis. In some locations, school district composition may have changed slightly due to the use of updated District IDs obtained from the Department of Education
- Graduation rates reflect a 4-year graduation, which was determined to be the expectation of Airmen, Guardians, and their families due to frequency of relocation
- The licensure assessment uses a checklist of licensure rules that states should have, and that they should avoid. For example, having a compact or temporary licensing rule and NOT having supervisory requirements are checklist items that lead to green. The Department of the Air Force reviewed state policies and programs intended to eliminate barriers to license portability for military spouses that were in effect as of 31 May 2021

For additional information on Education and Licensure assessment criteria, methodology and data sources, please see the Support of Military Families Background Information provided at www.af.mil under the Support to Families banner. All questions and feedback should be directed to SAF.MRR.Workflow@us.af.mil .

Ebbing Air National Guard Base, Arkansas


School Districts Map



Support of Military Families – 2021

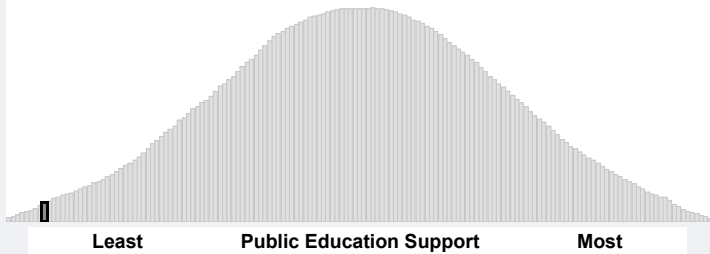
Little Rock Air Force Base, Arkansas

Public Education *

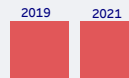


Key: ■ ≤ 33.3% < ■ < 66.7% ≤ ■ (Percentile)

Comparison of all 157 Air Force Installations



Academic Performance Criteria



Graduation Rate



Student Learning Rate



School Climate Criteria



Chronic Absenteeism Rate



Suspension Rate



Service Offering Criteria



Pre-Kindergarten Availability



Student to Counselor Ratio



Student to Mental Health Support Ratio




Student to Nurse Ratio



Student to Teacher Ratio

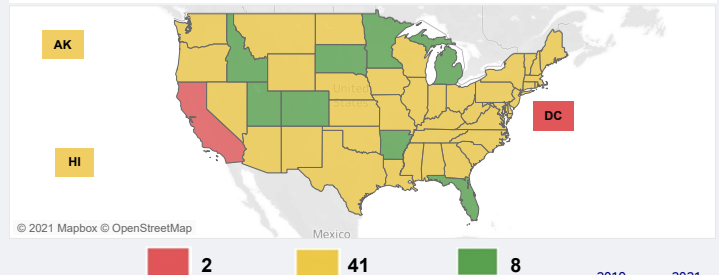


Licensure Portability

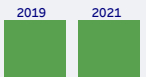


Key: ■ ≤ 1.50 < ■ < 4.00 ≤ ■ (Measure)

Licensure Portability in 50 States and DC



Accounting



Cosmetology



EMS



Engineering



Law



Nursing



Physical Therapy



Psychology



Teaching



Other Professions



Data Source	Most Recent Survey Time Period Utilized	Date Last Updated
State Laws, State Executive Orders, State Bar and Supreme Court Rules (Licensure)	Through May 2021	May 31, 2021

Data Source	Most Recent Survey Time Period Utilized	Date Last Updated
Department of Education - Civil Rights Data Collection District and School Data	SY 2017-2018	October 2020
Department of Education - EDFacts Graduation Rates (District Level and School Level)	SY 2018-2019	November 2020
Department of Education - National Center for Education Statistics Common Core of Data Public Elementary / Secondary School Universe Survey Data	SY 2019-2020	March 2021
Department of Education - National Center for Education Statistics Common Core of Data (School Search)	SY 2018-19 School Details and Enrollment Characteristics SY 2019-20 School Directory Information	April 2020 July 2020
Center for Education Policy Analysis: Stanford Education Data Archive (SEDA)	SY 2008-2009 through SY2017-2018	February 2021

* Public Education is compiled using 60% Academic Performance, 20% School Climate, and 20% Service Offering.

Areas Requiring Additional Support

Public Education

Growth Measure



Public Education

Chronic Absenteeism



Public Education

Suspension Rate



Support of Military Families – 2021

Little Rock Air Force Base, Arkansas

Education and Licensure Assessment Narrative

Public Education:

(This assessment is a comparative analysis using colors to graphically display results for all criteria and categories. The colors are assigned using percentiles, divided into thirds, to provide information about a location's relative position compared to all other Department of the Air Force installations assessed)

- Little Rock AFB received an overall red rating for public education as it fell within the bottom 33 percent of all Air Force installations assessed
- The areas with the lowest relative ranking which require additional state/community support include student learning rate, chronic absenteeism rate, and suspension rate
- **Change from 2019:** Little Rock's overall education rating did not shift from 2019, however, graduation rate and mental health support ratio shifted from yellow to red and student to counselor ratio shifted from yellow to green

Licensure Portability:

- The State of Arkansas received an overall green assessment for licensure portability indicating the State statutes (primarily SB78) are effective in removing barriers to licensure and certification portability. Licensing entities in Arkansas are required to grant automatic licensure to military spouses holding an occupational license in good standing with a similar scope of practice. All occupations in Arkansas were assessed green
- If you have additional information or recently made changes to your State's licensure statutes, you can send the updated information to SAF.MRR.Workflow@us.af.mil for consideration and potential changes to the assessment.
- **Change from 2019:** While the updated language in SB78 is more favorable – only requiring that military spouses hold licenses with a “similar scope of practice” – there was no change from Arkansas' green assessment in 2019

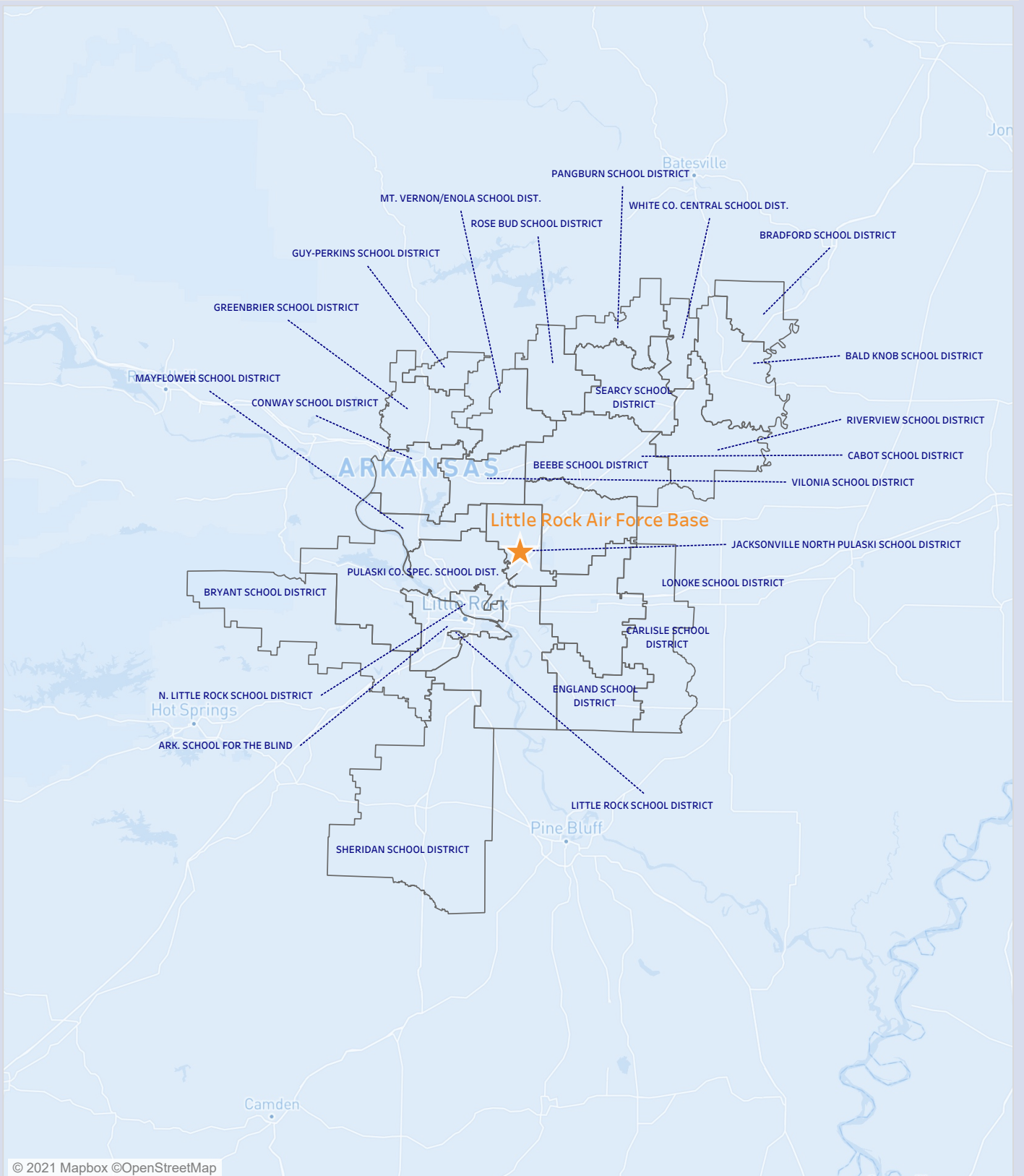
Additional notes:

- The education assessment cross references zip codes within the Military Housing Area (MHA) with zip codes of schools in the surrounding districts. Those school districts with zip codes that fall within the MHA of an installation are included in the analysis. In some locations, school district composition may have changed slightly due to the use of updated District IDs obtained from the Department of Education
- Graduation rates reflect a 4-year graduation, which was determined to be the expectation of Airmen, Guardians, and their families due to frequency of relocation
- The licensure assessment uses a checklist of licensure rules that states should have, and that they should avoid. For example, having a compact or temporary licensing rule and NOT having supervisory requirements are checklist items that lead to green. The Department of the Air Force reviewed state policies and programs intended to eliminate barriers to license portability for military spouses that were in effect as of 31 May 2021

For additional information on Education and Licensure assessment criteria, methodology and data sources, please see the Support of Military Families Background Information provided at www.af.mil under the Support to Families banner. All questions and feedback should be directed to SAF.MRR.Workflow@us.af.mil.

Little Rock Air Force Base, Arkansas


School Districts Map



Support of Military Families – 2021

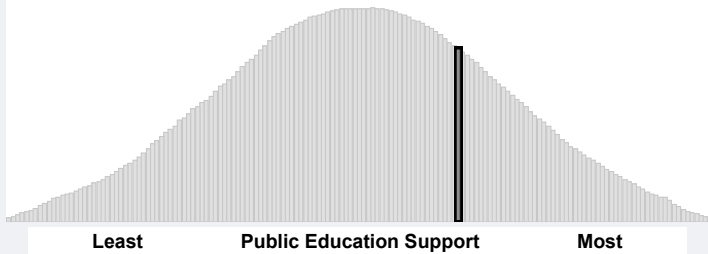
Davis-Monthan Air Force Base, Arizona

Public Education *

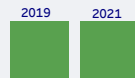


Key: ■ ≤ 33.3% < ■ < 66.7% ≤ ■ (Percentile)

Comparison of all 157 Air Force Installations



Academic Performance Criteria



Graduation Rate



Student Learning Rate



School Climate Criteria



Chronic Absenteeism Rate



Suspension Rate



Service Offering Criteria



Pre-Kindergarten Availability



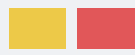
Student to Counselor Ratio



Student to Mental Health Support Ratio




Student to Nurse Ratio



Student to Teacher Ratio

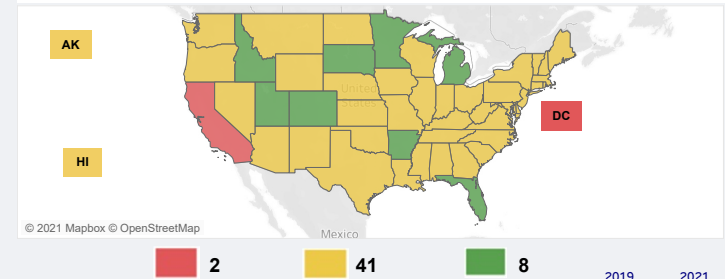


Licensure Portability

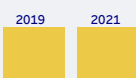


Key: ■ ≤ 1.50 < ■ < 4.00 ≤ ■ (Measure)

Licensure Portability in 50 States and DC



Accounting



Cosmetology



EMS



Engineering



Law



Nursing



Physical Therapy



Psychology



Teaching



Other Professions



Data Source	Most Recent Survey Time Period Utilized	Date Last Updated
State Laws, State Executive Orders, State Bar and Supreme Court Rules (Licensure)	Through May 2021	May 31, 2021

Areas Requiring Additional Support


Public Education

Chronic Absenteeism




Public Education

Student to Counselor



Public Education

Student to Teacher



Licensure Language

Professions

Supervisory Req w/ MS Rule

Law



Data Source	Most Recent Survey Time Period Utilized	Date Last Updated
Department of Education - Civil Rights Data Collection District and School Data	SY 2017-2018	October 2020
Department of Education - EDFacts Graduation Rates (District Level and School Level)	SY 2018-2019	November 2020
Department of Education - National Center for Education Statistics Common Core of Data Public Elementary / Secondary School Universe Survey Data	SY 2019-2020	March 2021
Department of Education - National Center for Education Statistics Common Core of Data (School Search)	SY 2018-19 School Details and Enrollment Characteristics	April 2020
	SY 2019-20 School Directory Information	July 2020
Center for Education Policy Analysis: Stanford Education Data Archive (SEDA)	SY 2008-2009 through SY2017-2018	February 2021

* Public Education is compiled using 60% Academic Performance, 20% School Climate, and 20% Service Offering.

Support of Military Families – 2021

Davis-Monthan Air Force Base, Arizona

Education and Licensure Assessment Narrative

Public Education:

(This assessment is a comparative analysis using colors to graphically display results for all criteria and categories. The colors are assigned using percentiles, divided into thirds, to provide information about a location's relative position compared to all other Department of the Air Force installations assessed)

- Davis-Monthan AFB received an overall yellow rating for public education as it fell within the middle 33 percent of all Air Force installations assessed
- The areas with the lowest relative ranking which require additional state/community support include chronic absenteeism rate, student to counselor and student to teacher ratios
- Change from 2019:** Davis-Monthan's overall education rating did not shift from 2019, however, overall service offering shifted from yellow to red as did student to nurse ratio

Licensure Portability:

- The State of Arizona received an overall yellow assessment for licensure portability indicating the State statutes (primarily HB2569) contain barriers to licensure and certification portability for military spouses. This assessment is driven by Arizona's requirement that an applicant be licensed or certified by another state for at least one year
- There are significant barriers to Law given the military spouse legislation contains supervisory requirements. However, there are no barriers for Physical Therapy and Nursing due to their inclusion in compacts
- If you have additional information or recently made changes to your State's licensure statutes, you can send the updated information to SAF.MRR.Workflow@us.af.mil for consideration and potential changes to the assessment.
- Change from 2019:** Despite SB1149 improving awareness by requiring regulating entities to post a prominent notice outlining the current licensure requirements, the need for military spouses to have been licensed or certified in another state for at least twelve months prevents any change from the previous assessment

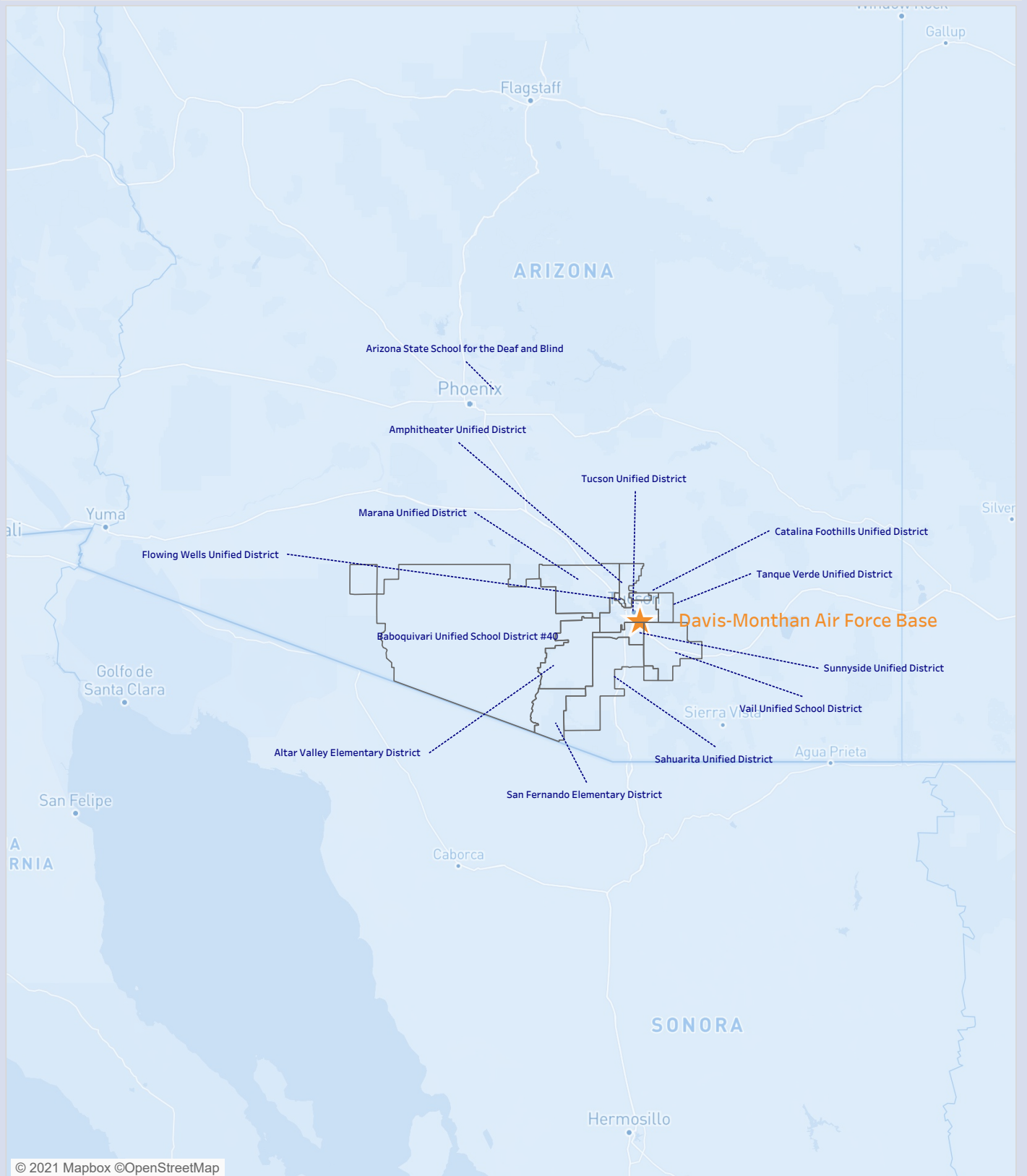
Additional notes:

- The education assessment cross references zip codes within the Military Housing Area (MHA) with zip codes of schools in the surrounding districts. Those school districts with zip codes that fall within the MHA of an installation are included in the analysis. In some locations, school district composition may have changed slightly due to the use of updated District IDs obtained from the Department of Education
- Graduation rates reflect a 4-year graduation, which was determined to be the expectation of Airmen, Guardians, and their families due to frequency of relocation
- The licensure assessment uses a checklist of licensure rules that states should have, and that they should avoid. For example, having a compact or temporary licensing rule and NOT having supervisory requirements are checklist items that lead to green. The Department of the Air Force reviewed state policies and programs intended to eliminate barriers to license portability for military spouses that were in effect as of 31 May 2021

For additional information on Education and Licensure assessment criteria, methodology and data sources, please see the Support of Military Families Background Information provided at www.af.mil under the Support to Families banner. All questions and feedback should be directed to SAF.MRR.Workflow@us.af.mil.

Davis-Monthan Air Force Base, Arizona

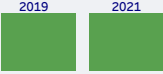
School Districts Map



Support of Military Families – 2021

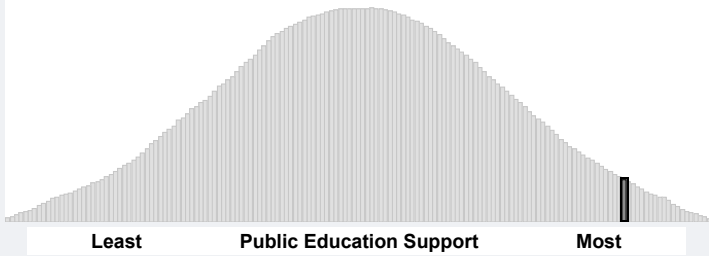
Goldwater Air National Guard Base, Arizona

Public Education *

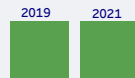


Key: ■ ≤ 33.3% < ■ < 66.7% ≤ ■ (Percentile)

Comparison of all 157 Air Force Installations



Academic Performance Criteria



Graduation Rate



Student Learning Rate



School Climate Criteria



Chronic Absenteeism Rate



Suspension Rate



Service Offering Criteria



Pre-Kindergarten Availability



Student to Counselor Ratio



Student to Mental Health Support Ratio




Student to Nurse Ratio



Student to Teacher Ratio

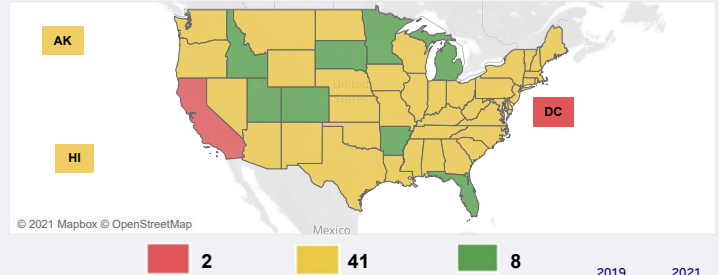


Licensure Portability

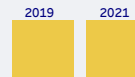


Key: ■ ≤ 1.50 < ■ < 4.00 ≤ ■ (Measure)

Licensure Portability in 50 States and DC



Accounting



Cosmetology



EMS



Engineering



Law



Nursing



Physical Therapy



Psychology



Teaching



Other Professions



Data Source	Most Recent Survey Time Period Utilized	Date Last Updated
State Laws, State Executive Orders, State Bar and Supreme Court Rules (Licensure)	Through May 2021	May 31, 2021

Data Source	Most Recent Survey Time Period Utilized	Date Last Updated
Department of Education - Civil Rights Data Collection District and School Data	SY 2017-2018	October 2020
Department of Education - EDData Graduation Rates (District Level and School Level)	SY 2018-2019	November 2020
Department of Education - National Center for Education Statistics Common Core of Data Public Elementary / Secondary School Universe Survey Data	SY 2019-2020	March 2021
Department of Education - National Center for Education Statistics Common Core of Data (School Search)	SY 2018-19 School Details and Enrollment Characteristics SY 2019-20 School Directory Information	April 2020 July 2020
Center for Education Policy Analysis: Stanford Education Data Archive (SEDA)	SY 2008-2009 through SY2017-2018	February 2021

* Public Education is compiled using 60% Academic Performance, 20% School Climate, and 20% Service Offering.

Areas Requiring Additional Support

Public Education

Student to Counselor



Public Education

Student to Teacher



Public Education

Chronic Absenteeism



Licensure Language

Professions

Supervisory Req w/ MS Rule

Law



Support of Military Families – 2021

Goldwater Air National Guard Base, Arizona

Education and Licensure Assessment Narrative

Public Education:

(This assessment is a comparative analysis using colors to graphically display results for all criteria and categories. The colors are assigned using percentiles, divided into thirds, to provide information about a location's relative position compared to all other Department of the Air Force installations assessed)

- Goldwater ANGB received an overall green rating for public education as it fell within the top 33 percent of all Air Force installations assessed with strong student learning and graduation rates as the driving factors
- The areas with the lowest relative ranking which require additional state/community support include student to counselor ratio, student to teacher ratio, and chronic absenteeism rate
- Change from 2019:** Goldwater's overall education rating did not shift from 2019, however, chronic absenteeism rate and overall school climate shifted from yellow to red. Additionally, pre-kindergarten availability shifted from yellow to green and student to mental health support ratio shifted from green to yellow

Licensure Portability:

- The State of Arizona received an overall yellow assessment for licensure portability indicating the State statutes (primarily HB2569) contain barriers to licensure and certification portability for military spouses. This assessment is driven by Arizona's requirement that an applicant be licensed or certified by another state for at least one year
- There are significant barriers to Law given the military spouse legislation contains supervisory requirements. However, there are no barriers for Physical Therapy and Nursing due to their inclusion in compacts
- If you have additional information or recently made changes to your State's licensure statutes, you can send the updated information to SAF.MRR.Workflow@us.af.mil for consideration and potential changes to the assessment.
- Change from 2019:** Despite SB1149 improving awareness by requiring regulating entities to post a prominent notice outlining the current licensure requirements, the need for military spouses to have been licensed or certified in another state for at least twelve months prevents any change from the previous assessment

Additional notes:

- The education assessment cross references zip codes within the Military Housing Area (MHA) with zip codes of schools in the surrounding districts. Those school districts with zip codes that fall within the MHA of an installation are included in the analysis. In some locations, school district composition may have changed slightly due to the use of updated District IDs obtained from the Department of Education
- Graduation rates reflect a 4-year graduation, which was determined to be the expectation of Airmen, Guardians, and their families due to frequency of relocation
- The licensure assessment uses a checklist of licensure rules that states should have, and that they should avoid. For example, having a compact or temporary licensing rule and NOT having supervisory requirements are checklist items that lead to green. The Department of the Air Force reviewed state policies and programs intended to eliminate barriers to license portability for military spouses that were in effect as of 31 May 2021

For additional information on Education and Licensure assessment criteria, methodology and data sources, please see the Support of Military Families Background Information provided at www.af.mil under the Support to Families banner. All questions and feedback should be directed to SAF.MRR.Workflow@us.af.mil.

Goldwater Air National Guard Base, Arizona

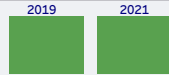
School Districts Map



Support of Military Families – 2021

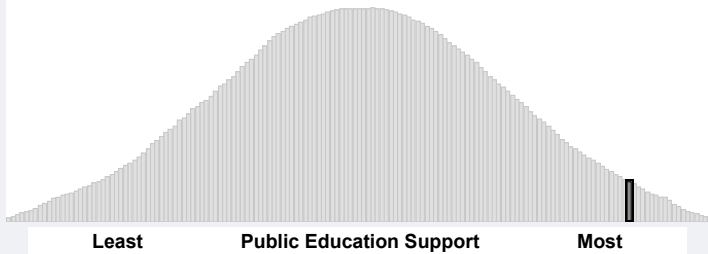
Luke Air Force Base, Arizona

Public Education *

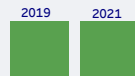


Key: ■ ≤ 33.3% < ■ < 66.7% ≤ ■ (Percentile)

Comparison of all 157 Air Force Installations



Academic Performance Criteria



Graduation Rate



Student Learning Rate



School Climate Criteria



Chronic Absenteeism Rate



Suspension Rate



Service Offering Criteria



Pre-Kindergarten Availability



Student to Counselor Ratio



Student to Mental Health Support Ratio



Student to Nurse Ratio




Student to Teacher Ratio



Data Source	Most Recent Survey Time Period Utilized	Date Last Updated
Department of Education - Civil Rights Data Collection District and School Data	SY 2017-2018	October 2020
Department of Education - ED Facts Graduation Rates (District Level and School Level)	SY 2018-2019	November 2020
Department of Education - National Center for Education Statistics Common Core of Data Public Elementary / Secondary School Universe Survey Data	SY 2019-2020	March 2021
Department of Education - National Center for Education Statistics Common Core of Data (School Search)	SY 2018-19 School Details and Enrollment Characteristics	April 2020
	SY 2019-20 School Directory Information	July 2020
Center for Education Policy Analysis: Stanford Education Data Archive (SEDA)	SY 2008-2009 through SY2017-2018	February 2021

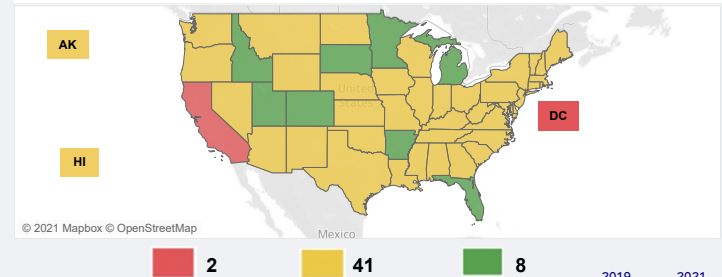
* Public Education is compiled using 60% Academic Performance, 20% School Climate, and 20% Service Offering.

Licensure Portability



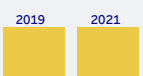
Key: ■ ≤ 1.50 < ■ < 4.00 ≤ ■ (Measure)

Licensure Portability in 50 States and DC



2 41 8

Accounting



Cosmetology



EMS



Engineering



Law



Nursing



Physical Therapy



Psychology



Teaching



Other Professions



Data Source	Most Recent Survey Time Period Utilized	Date Last Updated
State Laws, State Executive Orders, State Bar and Supreme Court Rules (Licensure)	Through May 2021	May 31, 2021

Areas Requiring Additional Support

Public Education

Student to Counselor



Public Education

Student to Teacher



Public Education

Chronic Absenteeism



Licensure Language

Professions

Supervisory Req w/ MS Rule

Law



Support of Military Families – 2021

Luke Air Force Base, Arizona

Education and Licensure Assessment Narrative

Public Education:

(This assessment is a comparative analysis using colors to graphically display results for all criteria and categories. The colors are assigned using percentiles, divided into thirds, to provide information about a location's relative position compared to all other Department of the Air Force installations assessed)

- Luke AFB received an overall green rating for public education as it fell within the top 33 percent of all Air Force installations assessed with strong student learning and graduation rates as the driving factors
- The areas with the lowest relative ranking which require additional state/community support include student to counselor ratio, student to teacher ratio, and chronic absenteeism rate
- **Change from 2019:** Luke's overall education rating did not shift from 2019, however, chronic absenteeism rate and overall school climate shifted from yellow to red, while student to mental health ratio shifted from green to yellow. Additionally, pre-kindergarten availability shifted from yellow to green

Licensure Portability:

- The State of Arizona received an overall yellow assessment for licensure portability indicating the State statutes (primarily HB2569) contain barriers to licensure and certification portability for military spouses. This assessment is driven by Arizona's requirement that an applicant be licensed or certified by another state for at least one year
- There are significant barriers to Law given the military spouse legislation contains supervisory requirements. However, there are no barriers for Physical Therapy and Nursing due to their inclusion in compacts
- If you have additional information or recently made changes to your State's licensure statutes, you can send the updated information to SAF.MRR.Workflow@us.af.mil for consideration and potential changes to the assessment.
- **Change from 2019:** Despite SB1149 improving awareness by requiring regulating entities to post a prominent notice outlining the current licensure requirements, the need for military spouses to have been licensed or certified in another state for at least twelve months prevents any change from the previous assessment

Additional notes:


- The education assessment cross references zip codes within the Military Housing Area (MHA) with zip codes of schools in the surrounding districts. Those school districts with zip codes that fall within the MHA of an installation are included in the analysis. In some locations, school district composition may have changed slightly due to the use of updated District IDs obtained from the Department of Education
- Graduation rates reflect a 4-year graduation, which was determined to be the expectation of Airmen, Guardians, and their families due to frequency of relocation
- The licensure assessment uses a checklist of licensure rules that states should have, and that they should avoid. For example, having a compact or temporary licensing rule and NOT having supervisory requirements are checklist items that lead to green. The Department of the Air Force reviewed state policies and programs intended to eliminate barriers to license portability for military spouses that were in effect as of 31 May 2021

For additional information on Education and Licensure assessment criteria, methodology and data sources, please see the Support of Military Families Background Information provided at www.af.mil under the Support to Families banner. All questions and feedback should be directed to SAF.MRR.Workflow@us.af.mil.

Support of Military Families – 2021

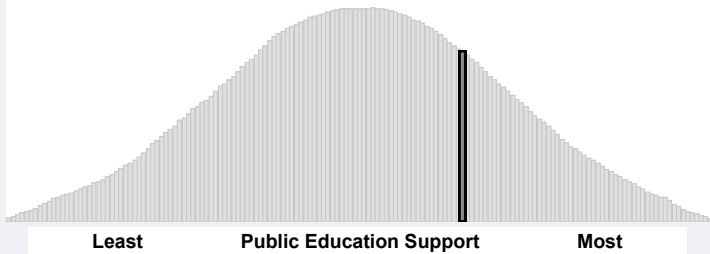
Morris Air National Guard Base, Arizona

Public Education *




Key: ■ ≤ 33.3% < ■ < 66.7% ≤ ■ (Percentile)

Comparison of all 157 Air Force Installations

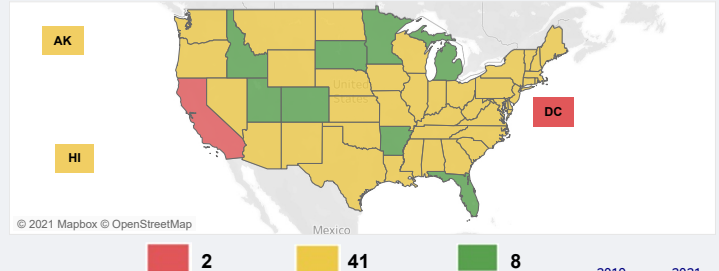


Licensure Portability



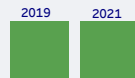
Key: ■ ≤ 1.50 < ■ < 4.00 ≤ ■ (Measure)

Licensure Portability in 50 States and DC



■ 2 ■ 41 ■ 8

Academic Performance Criteria



Graduation Rate



Student Learning Rate



School Climate Criteria



Chronic Absenteeism Rate



Suspension Rate



Service Offering Criteria



Pre-Kindergarten Availability



Student to Counselor Ratio



Student to Mental Health Support Ratio



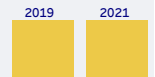
Student to Nurse Ratio



Student to Teacher Ratio



Accounting



Cosmetology



EMS



Engineering



Law



Nursing



Physical Therapy



Psychology



Teaching



Other Professions



Data Source	Most Recent Survey Time Period Utilized	Date Last Updated
State Laws, State Executive Orders, State Bar and Supreme Court Rules (Licensure)	Through May 2021	May 31, 2021

Data Source	Most Recent Survey Time Period Utilized	Date Last Updated
Department of Education - Civil Rights Data Collection District and School Data	SY 2017-2018	October 2020
Department of Education - ED Facts Graduation Rates (District Level and School Level)	SY 2018-2019	November 2020
Department of Education - National Center for Education Statistics Common Core of Data Public Elementary / Secondary School Universe Survey Data	SY 2019-2020	March 2021
Department of Education - National Center for Education Statistics Common Core of Data (School Search)	SY 2018-19 School Details and Enrollment Characteristics	April 2020
	SY 2019-20 School Directory Information	July 2020
Center for Education Policy Analysis: Stanford Education Data Archive (SEDA)	SY 2008-2009 through SY2017-2018	February 2021

* Public Education is compiled using 60% Academic Performance, 20% School Climate, and 20% Service Offering.

Areas Requiring Additional Support

Public Education

Chronic Absenteeism



Public Education

Student to Counselor



Public Education

Student to Teacher



Licensure Language

Professions

Supervisory Req w/ MS Rule

Law



Support of Military Families – 2021

Morris Air National Guard Base, Arizona

Education and Licensure Assessment Narrative

Public Education:

(This assessment is a comparative analysis using colors to graphically display results for all criteria and categories. The colors are assigned using percentiles, divided into thirds, to provide information about a location's relative position compared to all other Department of the Air Force installations assessed)

- Morris ANGB received an overall yellow rating for public education as it fell within the middle 33 percent of all Air Force installations assessed
- The areas with the lowest relative ranking which require additional state/community support include chronic absenteeism rate, student to counselor and student to teacher ratios
- Change from 2019:** Morris' overall education rating did not shift from 2019, however, overall service offering shifted from yellow to red, as did student to nurse ratio

Licensure Portability:

- The State of Arizona received an overall yellow assessment for licensure portability indicating the State statutes (primarily HB2569) contain barriers to licensure and certification portability for military spouses. This assessment is driven by Arizona's requirement that an applicant be licensed or certified by another state for at least one year
- There are significant barriers to Law given the military spouse legislation contains supervisory requirements. However, there are no barriers for Physical Therapy and Nursing due to their inclusion in compacts
- If you have additional information or recently made changes to your State's licensure statutes, you can send the updated information to SAF.MRR.Workflow@us.af.mil for consideration and potential changes to the assessment.
- Change from 2019:** Despite SB1149 improving awareness by requiring regulating entities to post a prominent notice outlining the current licensure requirements, the need for military spouses to have been licensed or certified in another state for at least twelve months prevents any change from the previous assessment

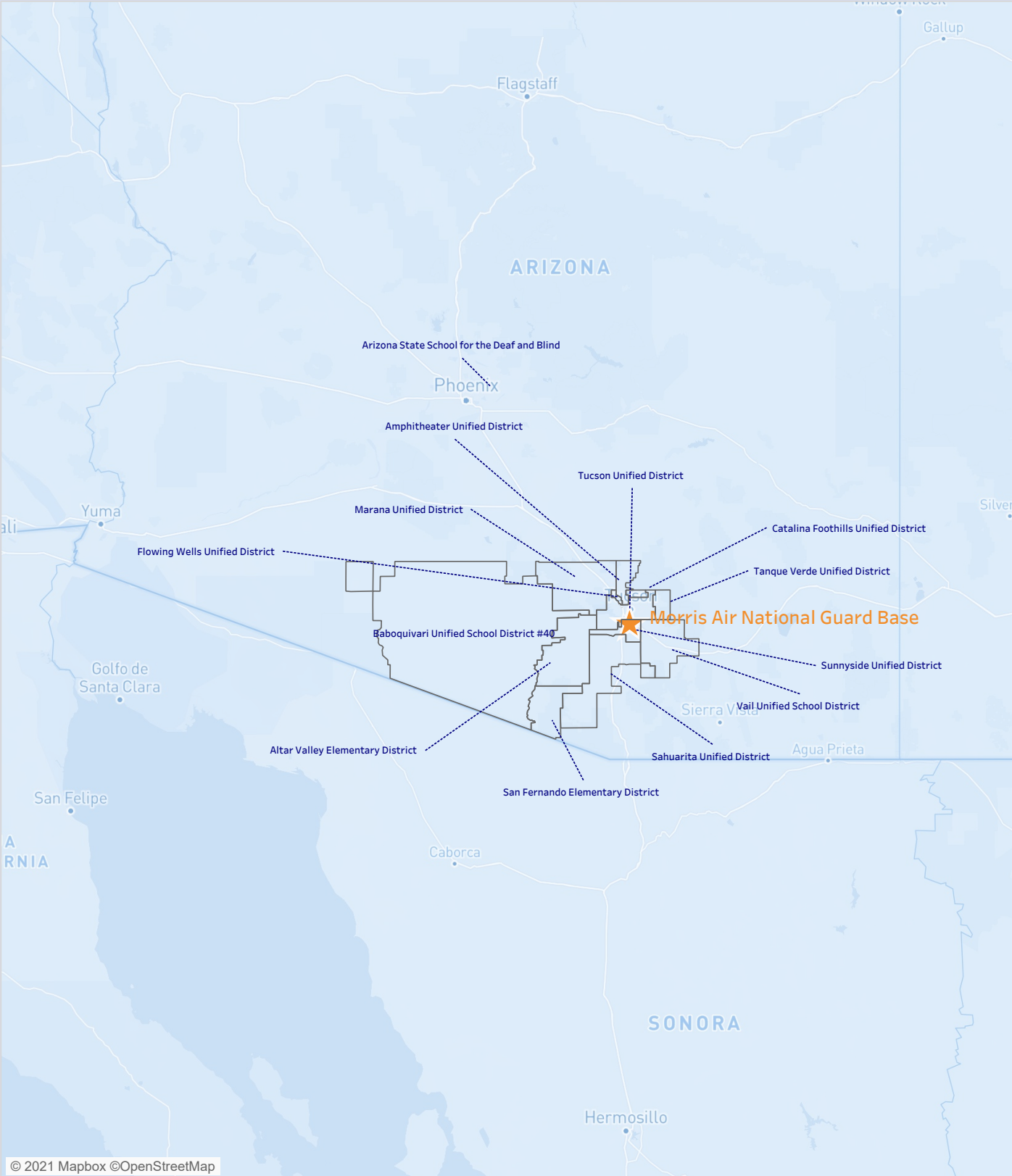
Additional notes:

- The education assessment cross references zip codes within the Military Housing Area (MHA) with zip codes of schools in the surrounding districts. Those school districts with zip codes that fall within the MHA of an installation are included in the analysis. In some locations, school district composition may have changed slightly due to the use of updated District IDs obtained from the Department of Education
- Graduation rates reflect a 4-year graduation, which was determined to be the expectation of Airmen, Guardians, and their families due to frequency of relocation
- The licensure assessment uses a checklist of licensure rules that states should have, and that they should avoid. For example, having a compact or temporary licensing rule and NOT having supervisory requirements are checklist items that lead to green. The Department of the Air Force reviewed state policies and programs intended to eliminate barriers to license portability for military spouses that were in effect as of 31 May 2021

For additional information on Education and Licensure assessment criteria, methodology and data sources, please see the Support of Military Families Background Information provided at www.af.mil under the Support to Families banner. All questions and feedback should be directed to SAF.MRR.Workflow@us.af.mil.

Morris Air National Guard Base, Arizona

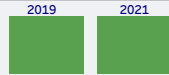
School Districts Map



Support of Military Families – 2021

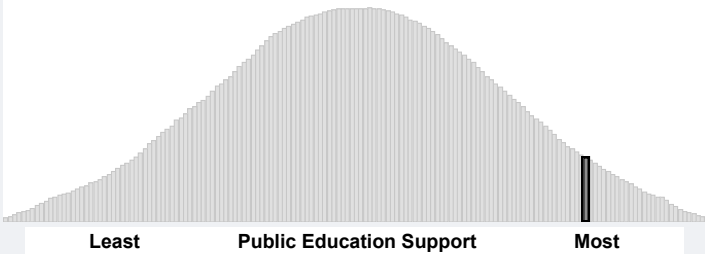
Beale Air Force Base, California

Public Education *



Key: ■ ≤ 33.3% < ■ < 66.7% ≤ ■ (Percentile)

Comparison of all 157 Air Force Installations



Academic Performance Criteria

Graduation Rate

Student Learning Rate

School Climate Criteria

Chronic Absenteeism Rate

Suspension Rate

Service Offering Criteria

Pre-Kindergarten Availability

Student to Counselor Ratio

Student to Mental Health Support Ratio

Student to Nurse Ratio

Student to Teacher Ratio

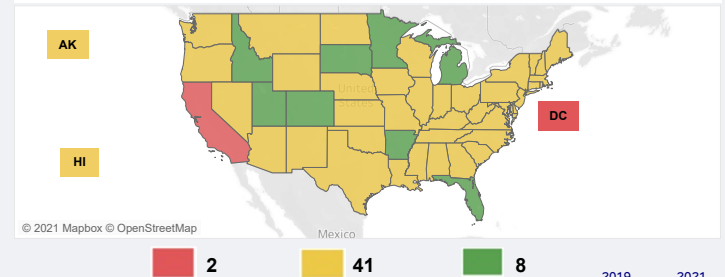
Data Source	Most Recent Survey Time Period Utilized	Date Last Updated
Department of Education - Civil Rights Data Collection District and School Data	SY 2017-2018	October 2020
Department of Education - EDfacts Graduation Rates (District Level and School Level)	SY 2018-2019	November 2020
Department of Education - National Center for Education Statistics Common Core of Data Public Elementary / Secondary School Universe Survey Data	SY 2019-2020	March 2021
Department of Education - National Center for Education Statistics Common Core of Data (School Search)	SY 2018-19 School Details and Enrollment Characteristics	April 2020
	SY 2019-20 School Directory Information	July 2020
Center for Education Policy Analysis: Stanford Education Data Archive (SEDA)	SY 2008-2009 through SY2017-2018	February 2021

* Public Education is compiled using 60% Academic Performance, 20% School Climate, and 20% Service Offering.

Licensure Portability

Key: ■ ≤ 1.50 < ■ < 4.00 ≤ ■ (Measure)

Licensure Portability in 50 States and DC



Accounting

Cosmetology

EMS

Engineering

Law

Nursing

Physical Therapy

Psychology

Teaching

Other Professions

Data Source	Most Recent Survey Time Period Utilized	Date Last Updated
State Laws, State Executive Orders, State Bar and Supreme Court Rules (Licensure)	Through May 2021	May 31, 2021

Areas Requiring Additional Support

Public Education

Student to Teacher

Public Education

Student to Counselor

Public Education

PreK

Licensure Language

Military spouse legislation delegates to professional certifying boards. No temporary license or reciprocity. Written verification from home state plus testing requir..

Professions

Cosmetology, Psychology, Physical Therapy, Law, Other Professions

Support of Military Families – 2021

Beale Air Force Base, California

Education and Licensure Assessment Narrative

Public Education:

(This assessment is a comparative analysis using colors to graphically display results for all criteria and categories. The colors are assigned using percentiles, divided into thirds, to provide information about a location's relative position compared to all other Department of the Air Force installations assessed)

- Beale AFB received an overall green rating for public education as it fell within the top 33 percent of all Air Force installations assessed with strong overall academic performance and school climate as the driving factors
- The areas with the lowest relative ranking which require additional state/community support include student to teacher ratio, student to counselor ratio, and pre-kindergarten availability
- Change from 2019:** Beale's overall education rating did not shift from 2019, however, pre-kindergarten availability shifted from yellow to red

Licensure Portability:

- The State of California received an overall red rating for licensure portability indicating the State statutes (primarily West's Ann.Cal.Bus. & Prof.Code § 115.5) contain significant barriers to licensure and certification portability. This assessment is driven by the decentralized nature of California's legislation delegating responsibilities to the professional certifying boards and the segmented application of temporary and expedited licensing
- There are no barriers for Accounting given the Accountancy Board recognizes all states as substantially equivalent, thus allowing California to grant a practice privilege to transferring military spouses holding an accounting license
- However, barriers remain for Engineering, EMS, Nursing, and Teaching as these occupations still carry restrictions and/or testing requirements that prevent a more favorable assessment
- If you have additional information or recently made changes to your State's licensure statutes, you can send the updated information to SAF.MRR.Workflow@us.af.mil for consideration and potential changes to the assessment.
- Change from 2019:** No change from the 2019 assessment and no changes to the State's statute

Additional notes:

- The education assessment cross references zip codes within the Military Housing Area (MHA) with zip codes of schools in the surrounding districts. Those school districts with zip codes that fall within the MHA of an installation are included in the analysis. In some locations, school district composition may have changed slightly due to the use of updated District IDs obtained from the Department of Education
- Graduation rates reflect a 4-year graduation, which was determined to be the expectation of Airmen, Guardians, and their families due to frequency of relocation
- The licensure assessment uses a checklist of licensure rules that states should have, and that they should avoid. For example, having a compact or temporary licensing rule and NOT having supervisory requirements are checklist items that lead to green. The Department of the Air Force reviewed state policies and programs intended to eliminate barriers to license portability for military spouses that were in effect as of 31 May 2021

For additional information on Education and Licensure assessment criteria, methodology and data sources, please see the Support of Military Families Background Information provided at www.af.mil under the Support to Families banner. All questions and feedback should be directed to SAF.MRR.Workflow@us.af.mil.

Beale Air Force Base, California

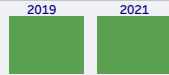
School Districts Map



Support of Military Families – 2021

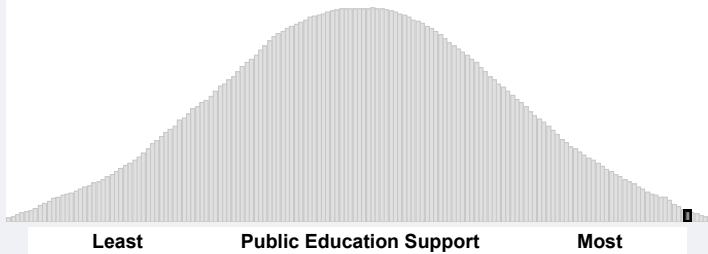
Channel Islands Air National Guard Station, California

Public Education *

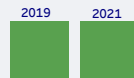


Key: ■ ≤ 33.3% < ■ < 66.7% ≤ ■ (Percentile)

Comparison of all 157 Air Force Installations



Academic Performance Criteria



Graduation Rate



Student Learning Rate



School Climate Criteria



Chronic Absenteeism Rate



Suspension Rate



Service Offering Criteria



Pre-Kindergarten Availability



Student to Counselor Ratio



Student to Mental Health Support Ratio




Student to Nurse Ratio



Student to Teacher Ratio

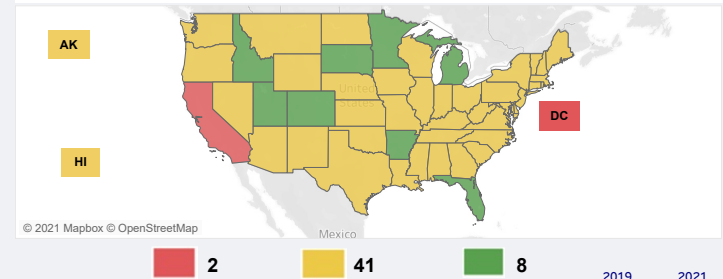


Licensure Portability

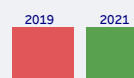


Key: ■ ≤ 1.50 < ■ < 4.00 ≤ ■ (Measure)

Licensure Portability in 50 States and DC



Accounting



Cosmetology



EMS



Engineering



Law



Nursing



Physical Therapy



Psychology



Teaching



Other Professions




Data Source	Most Recent Survey Time Period Utilized	Date Last Updated
State Laws, State Executive Orders, State Bar and Supreme Court Rules (Licensure)	Through May 2021	May 31, 2021

Areas Requiring Additional Support

Public Education

Student to Teacher




Public Education

Student Learning Rate



Public Education

Student to Counselor



Licensure Language

Military spouse legislation delegates to professional certifying boards. No temporary license or reciprocity. Written verification from home state plus testing requir...

Professions

Cosmetology, Psychology, Physical Therapy, Law, Other Professions



Data Source	Most Recent Survey Time Period Utilized	Date Last Updated
Department of Education - Civil Rights Data Collection District and School Data	SY 2017-2018	October 2020
Department of Education - ED Facts Graduation Rates (District Level and School Level)	SY 2018-2019	November 2020
Department of Education - National Center for Education Statistics Common Core of Data Public Elementary / Secondary School Universe Survey Data	SY 2019-2020	March 2021
Department of Education - National Center for Education Statistics Common Core of Data (School Search)	SY 2018-19 School Details and Enrollment Characteristics	April 2020
	SY 2019-20 School Directory Information	July 2020
Center for Education Policy Analysis: Stanford Education Data Archive (SEDA)	SY 2008-2009 through SY2017-2018	February 2021

* Public Education is compiled using 60% Academic Performance, 20% School Climate, and 20% Service Offering.

Support of Military Families – 2021

Channel Islands Air National Guard Station, California

Education and Licensure Assessment Narrative

Public Education:

(This assessment is a comparative analysis using colors to graphically display results for all criteria and categories. The colors are assigned using percentiles, divided into thirds, to provide information about a location's relative position compared to all other Department of the Air Force installations assessed)

- Channel Islands ANGS received an overall green rating for public education as it fell within the top 33 percent of all Air Force installations assessed with strong overall academic performance and school climate as the driving factors
- The areas with the lowest relative ranking which require additional state/community support include student to teacher, student to nurse, and student to counselor ratios
- Change from 2019:** Channel Islands' overall education rating did not shift from 2019, however, pre-kindergarten availability shifted from red to yellow

Licensure Portability:

- The State of California received an overall red rating for licensure portability indicating the State statutes (primarily West's Ann.Cal.Bus. & Prof.Code § 115.5) contain significant barriers to licensure and certification portability. This assessment is driven by the decentralized nature of California's legislation delegating responsibilities to the professional certifying boards and the segmented application of temporary and expedited licensing
- There are no barriers for Accounting given the Accountancy Board recognizes all states as substantially equivalent, thus allowing California to grant a practice privilege to transferring military spouses holding an accounting license
- However, barriers remain for Engineering, EMS, Nursing, and Teaching as these occupations still carry restrictions and/or testing requirements that prevent a more favorable assessment
- If you have additional information or recently made changes to your State's licensure statutes, you can send the updated information to SAF.MRR.Workflow@us.af.mil for consideration and potential changes to the assessment.
- Change from 2019:** No change from the 2019 assessment and no changes to the State's statute

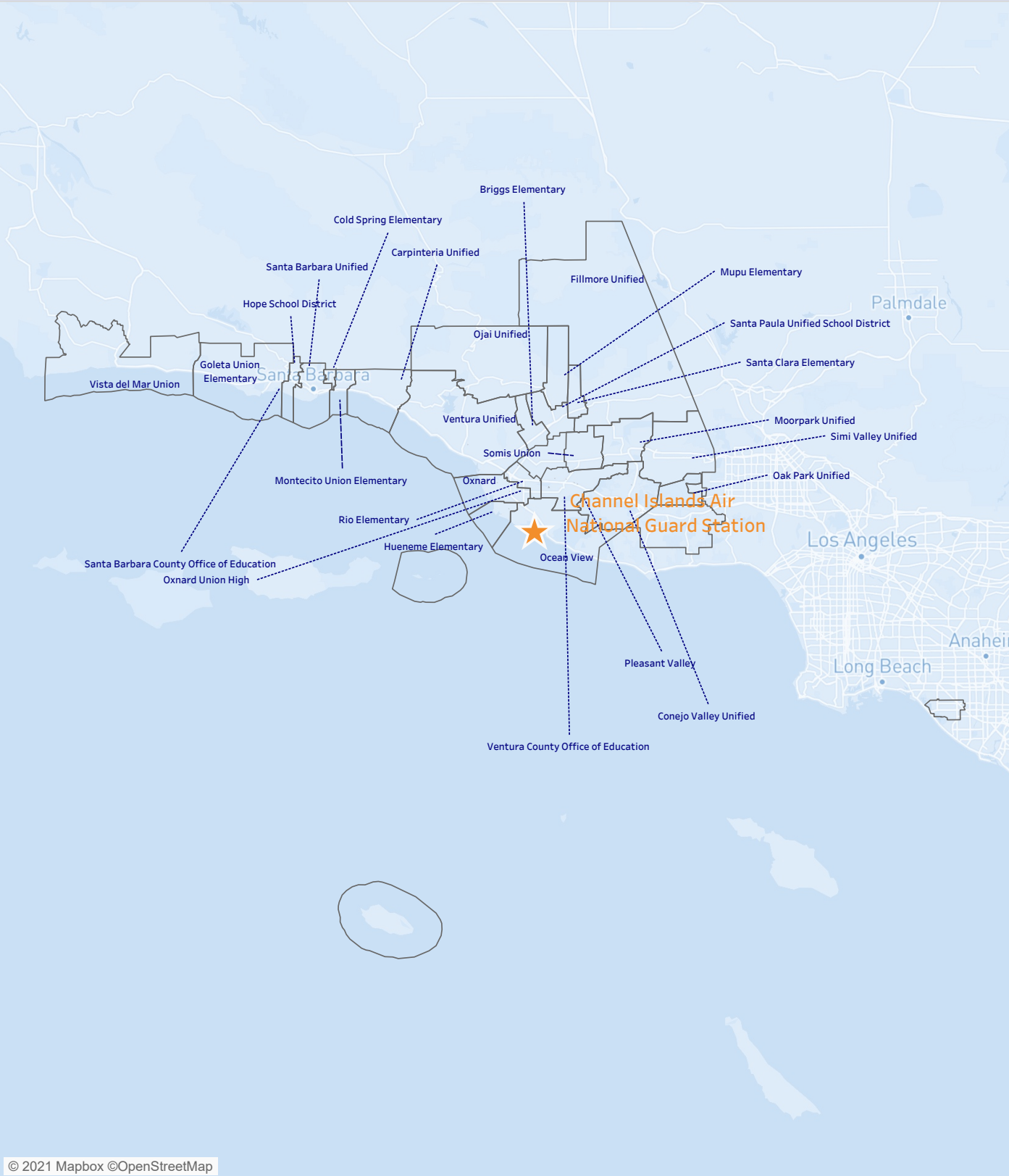
Additional notes:

- The education assessment cross references zip codes within the Military Housing Area (MHA) with zip codes of schools in the surrounding districts. Those school districts with zip codes that fall within the MHA of an installation are included in the analysis. In some locations, school district composition may have changed slightly due to the use of updated District IDs obtained from the Department of Education
- Graduation rates reflect a 4-year graduation, which was determined to be the expectation of Airmen, Guardians, and their families due to frequency of relocation
- The licensure assessment uses a checklist of licensure rules that states should have, and that they should avoid. For example, having a compact or temporary licensing rule and NOT having supervisory requirements are checklist items that lead to green. The Department of the Air Force reviewed state policies and programs intended to eliminate barriers to license portability for military spouses that were in effect as of 31 May 2021

For additional information on Education and Licensure assessment criteria, methodology and data sources, please see the Support of Military Families Background Information provided at www.af.mil under the Support to Families banner. All questions and feedback should be directed to SAF.MRR.Workflow@us.af.mil.

Channel Islands Air National Guard Station, California


School Districts Map



Support of Military Families – 2021

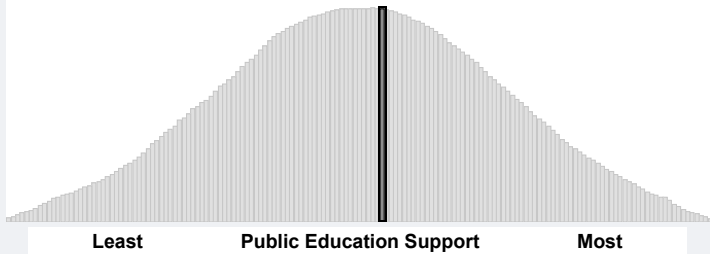
Edwards Air Force Base, California

Public Education *

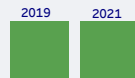


Key: ■ ≤ 33.3% < ■ < 66.7% ≤ ■ (Percentile)

Comparison of all 157 Air Force Installations



Academic Performance Criteria



Graduation Rate



Student Learning Rate



School Climate Criteria



Chronic Absenteeism Rate



Suspension Rate



Service Offering Criteria



Pre-Kindergarten Availability



Student to Counselor Ratio



Student to Mental Health Support Ratio



Student to Nurse Ratio



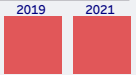
Student to Teacher Ratio



Data Source	Most Recent Survey Time Period Utilized	Date Last Updated
Department of Education - Civil Rights Data Collection District and School Data	SY 2017-2018	October 2020
Department of Education - EDfacts Graduation Rates (District Level and School Level)	SY 2018-2019	November 2020
Department of Education - National Center for Education Statistics Common Core of Data Public Elementary / Secondary School Universe Survey Data	SY 2019-2020	March 2021
Department of Education - National Center for Education Statistics Common Core of Data (School Search)	SY 2018-19 School Details and Enrollment Characteristics	April 2020
	SY 2019-20 School Directory Information	July 2020
Center for Education Policy Analysis: Stanford Education Data Archive (SEDA)	SY 2008-2009 through SY2017-2018	February 2021

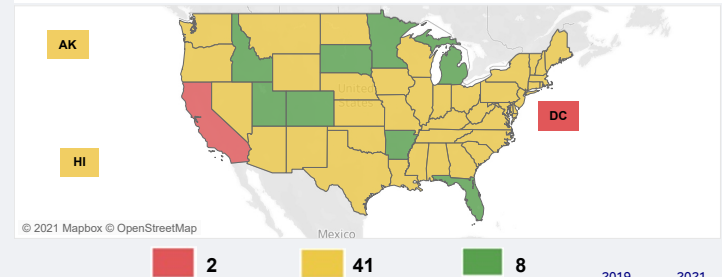
* Public Education is compiled using 60% Academic Performance, 20% School Climate, and 20% Service Offering.

Licensure Portability

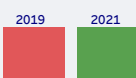


Key: ■ ≤ 1.50 < ■ < 4.00 ≤ ■ (Measure)

Licensure Portability in 50 States and DC



Accounting



Cosmetology



EMS



Engineering



Law



Nursing



Physical Therapy



Psychology



Teaching



Other Professions




Data Source	Most Recent Survey Time Period Utilized	Date Last Updated
State Laws, State Executive Orders, State Bar and Supreme Court Rules (Licensure)	Through May 2021	May 31, 2021

Areas Requiring Additional Support


Public Education

Student to Teacher




Public Education

Student to Counselor



Public Education

PreK



Licensure Language

Military spouse legislation delegates to professional certifying boards. No temporary license or reciprocity. Written verification from home state plus testing requir...

Professions

Cosmetology, Psychology, Physical Therapy, Law, Other Professions



Support of Military Families – 2021

Edwards Air Force Base, California

Education and Licensure Assessment Narrative

Public Education:

(This assessment is a comparative analysis using colors to graphically display results for all criteria and categories. The colors are assigned using percentiles, divided into thirds, to provide information about a location's relative position compared to all other Department of the Air Force installations assessed)

- Edwards AFB received an overall yellow rating for public education as it fell within the middle 33 percent of all Air Force installations assessed
- The areas with the lowest relative ranking which require additional state/community support include student to teacher ratio, student to counselor ratio and pre-kindergarten availability
- Change from 2019:** Edwards' overall education rating did not shift from 2019, however, suspension rate shifted from yellow to green

Licensure Portability:

- The State of California received an overall red rating for licensure portability indicating the State statutes (primarily West's Ann.Cal.Bus. & Prof.Code § 115.5) contain significant barriers to licensure and certification portability. This assessment is driven by the decentralized nature of California's legislation delegating responsibilities to the professional certifying boards and the segmented application of temporary and expedited licensing
- There are no barriers for Accounting given the Accountancy Board recognizes all states as substantially equivalent, thus allowing California to grant a practice privilege to transferring military spouses holding an accounting license
- However, barriers remain for Engineering, EMS, Nursing, and Teaching as these occupations still carry restrictions and/or testing requirements that prevent a more favorable assessment
- If you have additional information or recently made changes to your State's licensure statutes, you can send the updated information to SAF.MRR.Workflow@us.af.mil for consideration and potential changes to the assessment.
- Change from 2019:** No change from the 2019 assessment and no changes to the State's statute

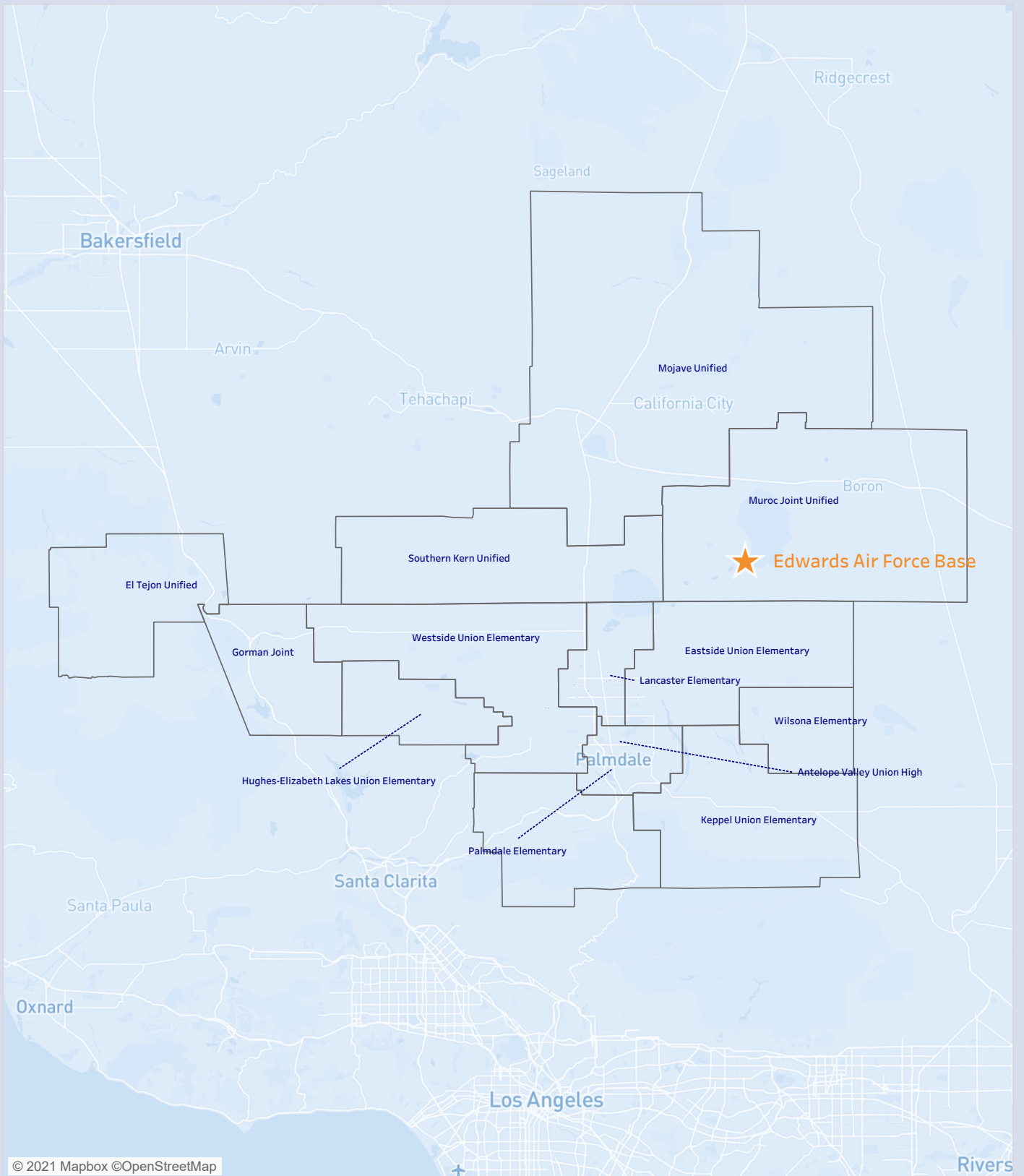
Additional notes:

- The education assessment cross references zip codes within the Military Housing Area (MHA) with zip codes of schools in the surrounding districts. Those school districts with zip codes that fall within the MHA of an installation are included in the analysis. In some locations, school district composition may have changed slightly due to the use of updated District IDs obtained from the Department of Education
- Graduation rates reflect a 4-year graduation, which was determined to be the expectation of Airmen, Guardians, and their families due to frequency of relocation
- The licensure assessment uses a checklist of licensure rules that states should have, and that they should avoid. For example, having a compact or temporary licensing rule and NOT having supervisory requirements are checklist items that lead to green. The Department of the Air Force reviewed state policies and programs intended to eliminate barriers to license portability for military spouses that were in effect as of 31 May 2021

For additional information on Education and Licensure assessment criteria, methodology and data sources, please see the Support of Military Families Background Information provided at www.af.mil under the Support to Families banner. All questions and feedback should be directed to SAF.MRR.Workflow@us.af.mil.

Edwards Air Force Base, California


School Districts Map



Support of Military Families – 2021

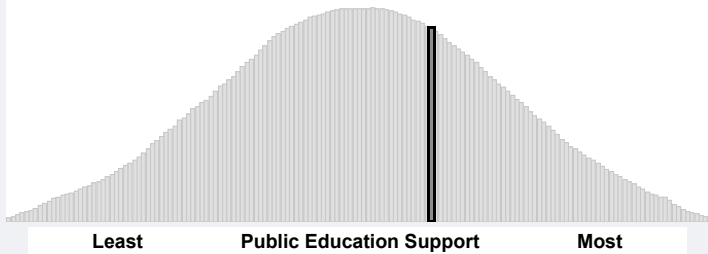
Fresno Air National Guard Base, California

Public Education *

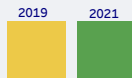


Key: ■ ≤ 33.3% < ■ < 66.7% ≤ ■ (Percentile)

Comparison of all 157 Air Force Installations



Academic Performance Criteria



Graduation Rate



Student Learning Rate



School Climate Criteria



Chronic Absenteeism Rate



Suspension Rate



Service Offering Criteria



Pre-Kindergarten Availability



Student to Counselor Ratio



Student to Mental Health Support Ratio



Student to Nurse Ratio




Student to Teacher Ratio



Data Source	Most Recent Survey Time Period Utilized	Date Last Updated
Department of Education - Civil Rights Data Collection District and School Data	SY 2017-2018	October 2020
Department of Education - ED Facts Graduation Rates (District Level and School Level)	SY 2018-2019	November 2020
Department of Education - National Center for Education Statistics Common Core of Data Public Elementary / Secondary School Universe Survey Data	SY 2019-2020	March 2021
Department of Education - National Center for Education Statistics Common Core of Data (School Search)	SY 2018-19 School Details and Enrollment Characteristics	April 2020
	SY 2019-20 School Directory Information	July 2020
Center for Education Policy Analysis: Stanford Education Data Archive (SEDA)	SY 2008-2009 through SY2017-2018	February 2021

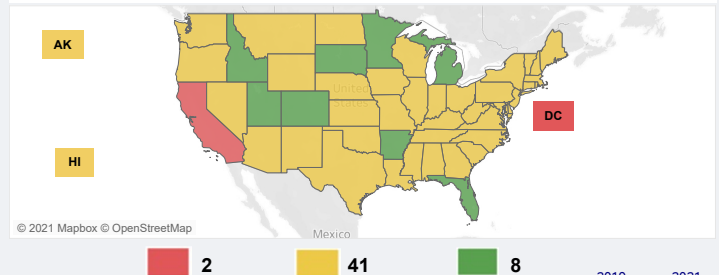
* Public Education is compiled using 60% Academic Performance, 20% School Climate, and 20% Service Offering.

Licensure Portability

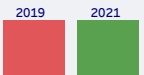


Key: ■ ≤ 1.50 < ■ < 4.00 ≤ ■ (Measure)

Licensure Portability in 50 States and DC



Accounting



Cosmetology



EMS



Engineering



Law



Nursing



Physical Therapy



Psychology



Teaching



Other Professions



Data Source	Most Recent Survey Time Period Utilized	Date Last Updated
State Laws, State Executive Orders, State Bar and Supreme Court Rules (Licensure)	Through May 2021	May 31, 2021

Areas Requiring Additional Support

Public Education

Student to Counselor



Public Education

Student to Teacher



Public Education

Student to Nurse



Licensure Language

Military spouse legislation delegates to professional certifying boards. No temporary license or reciprocity. Written verification from home state plus testing requir..

Professions

Cosmetology, Psychology, Physical Therapy, Law, Other Professions



Support of Military Families – 2021

Fresno Air National Guard Base, California

Education and Licensure Assessment Narrative

Public Education:

(This assessment is a comparative analysis using colors to graphically display results for all criteria and categories. The colors are assigned using percentiles, divided into thirds, to provide information about a location's relative position compared to all other Department of the Air Force installations assessed)

- Fresno ANGB received an overall yellow rating for public education as it fell within the middle 33 percent of all Air Force installations assessed
- The areas with the lowest relative ranking which require additional state/community support include student to counselor, student to teacher and student to nurse ratios
- Change from 2019:** Fresno ANGB's overall education rating did not shift from 2019, however, overall academic performance shifted from yellow to green as student learning rate shifted from red to yellow. Additionally, chronic absenteeism rate and student to mental health support ratio shifted from green to yellow

Licensure Portability:

- The State of California received an overall red rating for licensure portability indicating the State statutes (primarily West's Ann.Cal.Bus. & Prof.Code § 115.5) contain significant barriers to licensure and certification portability. This assessment is driven by the decentralized nature of California's legislation delegating responsibilities to the professional certifying boards and the segmented application of temporary and expedited licensing
- There are no barriers for Accounting given the Accountancy Board recognizes all states as substantially equivalent, thus allowing California to grant a practice privilege to transferring military spouses holding an accounting license
- However, barriers remain for Engineering, EMS, Nursing, and Teaching as these occupations still carry restrictions and/or testing requirements that prevent a more favorable assessment
- If you have additional information or recently made changes to your State's licensure statutes, you can send the updated information to SAF.MRR.Workflow@us.af.mil for consideration and potential changes to the assessment.
- Change from 2019:** No change from the 2019 assessment and no changes to the State's statute

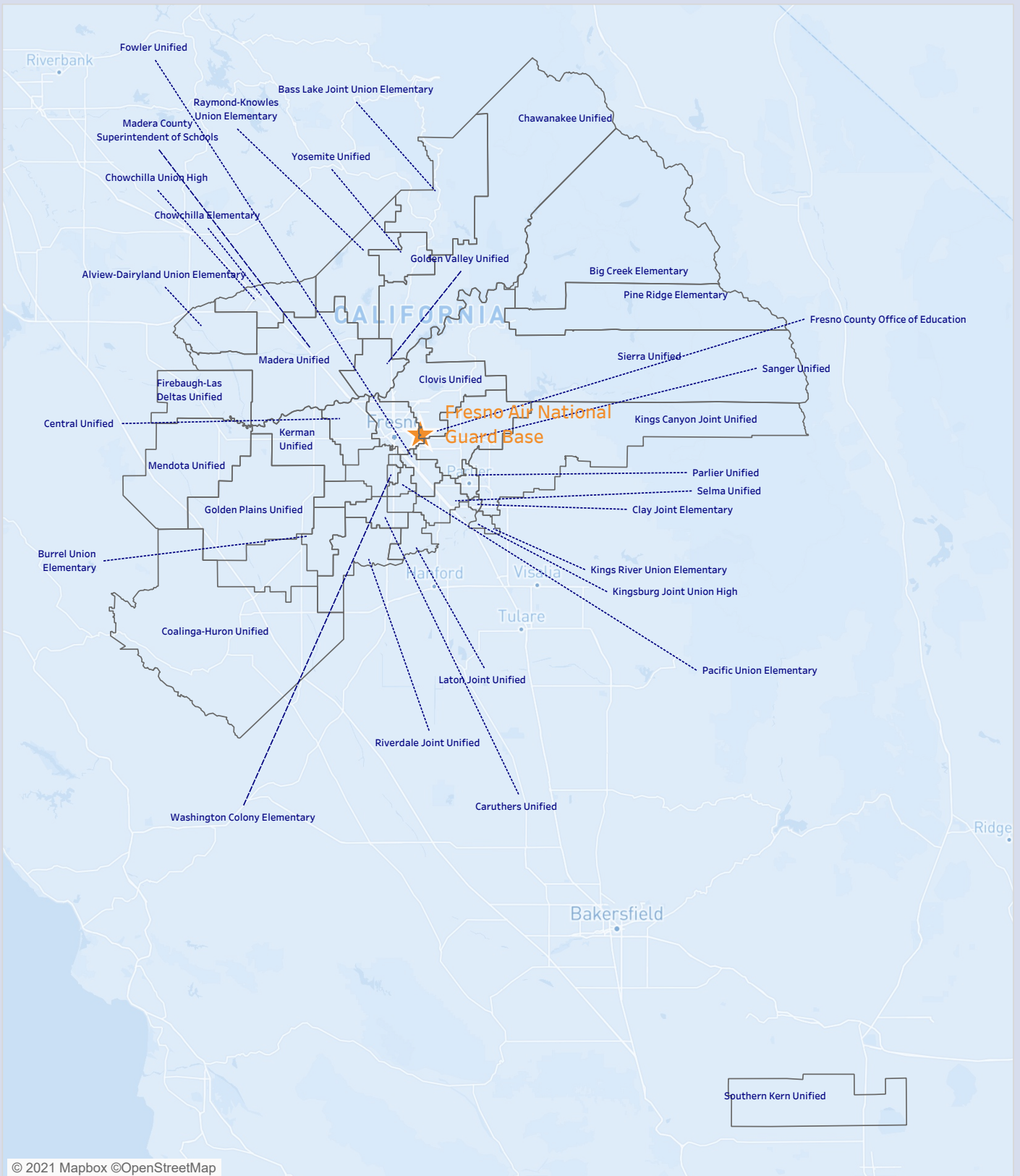
Additional notes:

- The education assessment cross references zip codes within the Military Housing Area (MHA) with zip codes of schools in the surrounding districts. Those school districts with zip codes that fall within the MHA of an installation are included in the analysis. In some locations, school district composition may have changed slightly due to the use of updated District IDs obtained from the Department of Education
- Graduation rates reflect a 4-year graduation, which was determined to be the expectation of Airmen, Guardians, and their families due to frequency of relocation
- The licensure assessment uses a checklist of licensure rules that states should have, and that they should avoid. For example, having a compact or temporary licensing rule and NOT having supervisory requirements are checklist items that lead to green. The Department of the Air Force reviewed state policies and programs intended to eliminate barriers to license portability for military spouses that were in effect as of 31 May 2021

For additional information on Education and Licensure assessment criteria, methodology and data sources, please see the Support of Military Families Background Information provided at www.af.mil under the Support to Families banner. All questions and feedback should be directed to SAF.MRR.Workflow@us.af.mil.

Fresno Air National Guard Base, California


School Districts Map



Support of Military Families – 2021

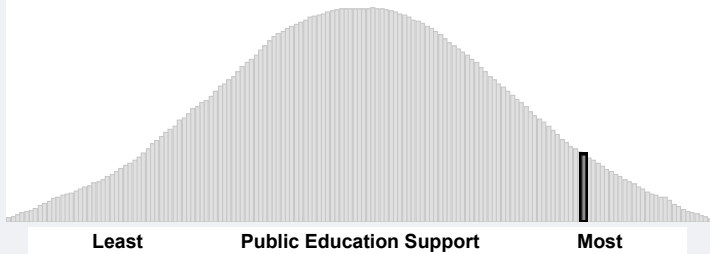
Los Angeles Air Force Base, California

Public Education *

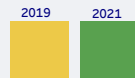


Key: ■ ≤ 33.3% < ■ < 66.7% ≤ ■ (Percentile)

Comparison of all 157 Air Force Installations



Academic Performance Criteria



Graduation Rate



Student Learning Rate



School Climate Criteria



Chronic Absenteeism Rate



Suspension Rate



Service Offering Criteria



Pre-Kindergarten Availability



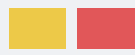
Student to Counselor Ratio



Student to Mental Health Support Ratio



Student to Nurse Ratio



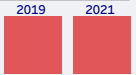
Student to Teacher Ratio



Data Source	Most Recent Survey Time Period Utilized	Date Last Updated
Department of Education - Civil Rights Data Collection District and School Data	SY 2017-2018	October 2020
Department of Education - ED Facts Graduation Rates (District Level and School Level)	SY 2018-2019	November 2020
Department of Education - National Center for Education Statistics Common Core of Data Public Elementary / Secondary School Universe Survey Data	SY 2019-2020	March 2021
Department of Education - National Center for Education Statistics Common Core of Data (School Search)	SY 2018-19 School Details and Enrollment Characteristics	April 2020
	SY 2019-20 School Directory Information	July 2020
Center for Education Policy Analysis: Stanford Education Data Archive (SEDA)	SY 2008-2009 through SY2017-2018	February 2021

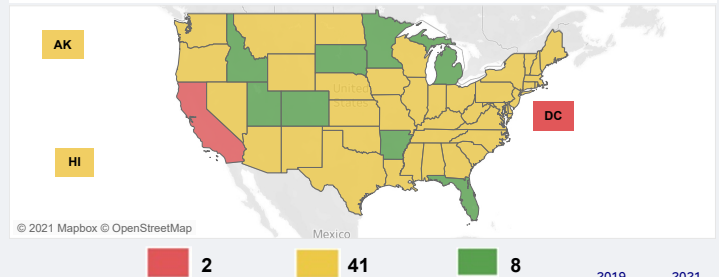
* Public Education is compiled using 60% Academic Performance, 20% School Climate, and 20% Service Offering.

Licensure Portability

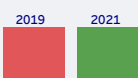


Key: ■ ≤ 1.50 < ■ < 4.00 ≤ ■ (Measure)

Licensure Portability in 50 States and DC



Accounting



Cosmetology



EMS



Engineering



Law



Nursing



Physical Therapy



Psychology



Teaching



Other Professions



Data Source	Most Recent Survey Time Period Utilized	Date Last Updated
State Laws, State Executive Orders, State Bar and Supreme Court Rules (Licensure)	Through May 2021	May 31, 2021

Areas Requiring Additional Support

Public Education

Student to Teacher



Public Education

Student to Counselor



Public Education

Student to Nurse



Licensure Language

Military spouse legislation delegates to professional certifying boards. No temporary license or reciprocity. Written verification from home state plus testing requir...

Professions

Cosmetology, Psychology, Physical Therapy, Law, Other Professions



Support of Military Families – 2021

Los Angeles Air Force Base, California

Education and Licensure Assessment Narrative

Public Education:

(This assessment is a comparative analysis using colors to graphically display results for all criteria and categories. The colors are assigned using percentiles, divided into thirds, to provide information about a location's relative position compared to all other Department of the Air Force installations assessed)

- Los Angeles AFB received an overall green rating for public education as it fell within the top 33 percent of all Air Force installations assessed with a strong student learning rate and overall school climate as the driving factors
- The areas with the lowest relative ranking which require additional state/community support include student to teacher, student to counselor and student to nurse ratios
- **Change from 2019:** Los Angeles' overall education rating did not shift from 2019, however, overall academic performance shifted from yellow to green due to an improved student learning rate. Overall service offerings shifted from yellow to red due to downward shifts in student to nurse and student to mental health support ratios as well as pre-kindergarten availability

Licensure Portability:

- The State of California received an overall red rating for licensure portability indicating the State statutes (primarily West's Ann.Cal.Bus. & Prof.Code § 115.5) contain significant barriers to licensure and certification portability. This assessment is driven by the decentralized nature of California's legislation delegating responsibilities to the professional certifying boards and the segmented application of temporary and expedited licensing
- There are no barriers for Accounting given the Accountancy Board recognizes all states as substantially equivalent, thus allowing California to grant a practice privilege to transferring military spouses holding an accounting license
- However, barriers remain for Engineering, EMS, Nursing, and Teaching as these occupations still carry restrictions and/or testing requirements that prevent a more favorable assessment
- If you have additional information or recently made changes to your State's licensure statutes, you can send the updated information to SAF.MRR.Workflow@us.af.mil for consideration and potential changes to the assessment.
- **Change from 2019:** No change from the 2019 assessment and no changes to the State's statute

Additional notes:

- The education assessment cross references zip codes within the Military Housing Area (MHA) with zip codes of schools in the surrounding districts. Those school districts with zip codes that fall within the MHA of an installation are included in the analysis. In some locations, school district composition may have changed slightly due to the use of updated District IDs obtained from the Department of Education
- Graduation rates reflect a 4-year graduation, which was determined to be the expectation of Airmen, Guardians, and their families due to frequency of relocation
- The licensure assessment uses a checklist of licensure rules that states should have, and that they should avoid. For example, having a compact or temporary licensing rule and NOT having supervisory requirements are checklist items that lead to green. The Department of the Air Force reviewed state policies and programs intended to eliminate barriers to license portability for military spouses that were in effect as of 31 May 2021

For additional information on Education and Licensure assessment criteria, methodology and data sources, please see the Support of Military Families Background Information provided at www.af.mil under the Support to Families banner. All questions and feedback should be directed to SAF.MRR.Workflow@us.af.mil.

Los Angeles Air Force Base, California


School Districts Map



Support of Military Families – 2021

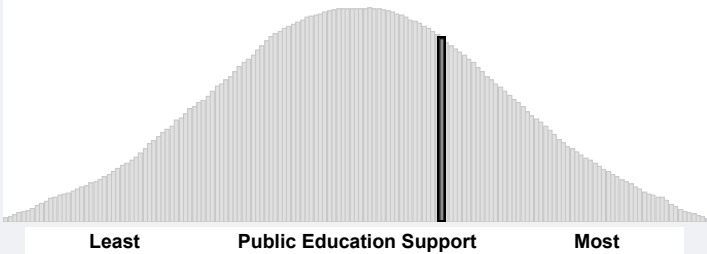
March Air Reserve Base, California

Public Education *



Key: ■ ≤ 33.3% < ■ < 66.7% ≤ ■ (Percentile)

Comparison of all 157 Air Force Installations



Academic Performance Criteria

Graduation Rate

Student Learning Rate

School Climate Criteria

Chronic Absenteeism Rate

Suspension Rate

Service Offering Criteria

Pre-Kindergarten Availability

Student to Counselor Ratio

Student to Mental Health Support Ratio

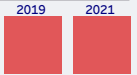
Student to Nurse Ratio

Student to Teacher Ratio

Data Source	Most Recent Survey Time Period Utilized	Date Last Updated
Department of Education - Civil Rights Data Collection District and School Data	SY 2017-2018	October 2020
Department of Education - EDFacts Graduation Rates (District Level and School Level)	SY 2018-2019	November 2020
Department of Education - National Center for Education Statistics Common Core of Data Public Elementary / Secondary School Universe Survey Data	SY 2019-2020	March 2021
Department of Education - National Center for Education Statistics Common Core of Data (School Search)	SY 2018-19 School Details and Enrollment Characteristics	April 2020
	SY 2019-20 School Directory Information	July 2020
Center for Education Policy Analysis: Stanford Education Data Archive (SEDA)	SY 2008-2009 through SY2017-2018	February 2021

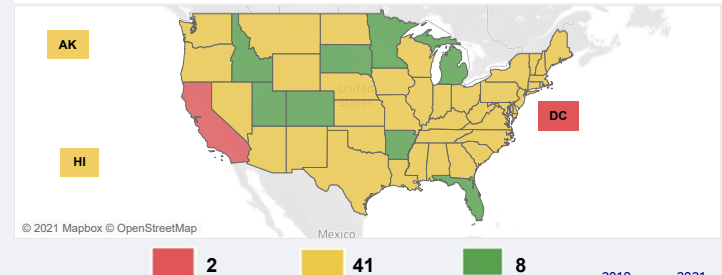
* Public Education is compiled using 60% Academic Performance, 20% School Climate, and 20% Service Offering.

Licensure Portability



Key: ■ ≤ 1.50 < ■ < 4.00 ≤ ■ (Measure)

Licensure Portability in 50 States and DC



Accounting

Cosmetology

EMS

Engineering

Law

Nursing

Physical Therapy

Psychology

Teaching

Other Professions

Data Source	Most Recent Survey Time Period Utilized	Date Last Updated
State Laws, State Executive Orders, State Bar and Supreme Court Rules (Licensure)	Through May 2021	May 31, 2021

Areas Requiring Additional Support

Public Education

Student to Teacher

Public Education

Student to Counselor

Public Education

Student to Nurse

Licensure Language

Military spouse legislation delegates to professional certifying boards. No temporary license or reciprocity. Written verification from home state plus testing requir...

Professions

Cosmetology, Psychology, Physical Therapy, Law, Other Professions

Support of Military Families – 2021

March Air Reserve Base, California

Education and Licensure Assessment Narrative

Public Education:

(This assessment is a comparative analysis using colors to graphically display results for all criteria and categories. The colors are assigned using percentiles, divided into thirds, to provide information about a location's relative position compared to all other Department of the Air Force installations assessed)

- March ARB received an overall yellow rating for public education as it fell within the middle 33 percent of all Air Force installations assessed
- The areas with the lowest relative ranking which require additional state/community support include student to teacher, student to counselor, and student to nurse ratios
- **Change from 2019:** March's overall education rating did not shift from 2019, however, overall academic performance shifted from yellow to green, chronic absenteeism rate shifted from green to yellow, and pre-kindergarten availability shifted from red to yellow

Licensure Portability:

- The State of California received an overall red rating for licensure portability indicating the State statutes (primarily West's Ann.Cal.Bus. & Prof.Code § 115.5) contain significant barriers to licensure and certification portability. This assessment is driven by the decentralized nature of California's legislation delegating responsibilities to the professional certifying boards and the segmented application of temporary and expedited licensing
- There are no barriers for Accounting given the Accountancy Board recognizes all states as substantially equivalent, thus allowing California to grant a practice privilege to transferring military spouses holding an accounting license
- However, barriers remain for Engineering, EMS, Nursing, and Teaching as these occupations still carry restrictions and/or testing requirements that prevent a more favorable assessment
- If you have additional information or recently made changes to your State's licensure statutes, you can send the updated information to SAF.MRR.Workflow@us.af.mil for consideration and potential changes to the assessment.
- **Change from 2019:** No change from the 2019 assessment and no changes to the State's statute

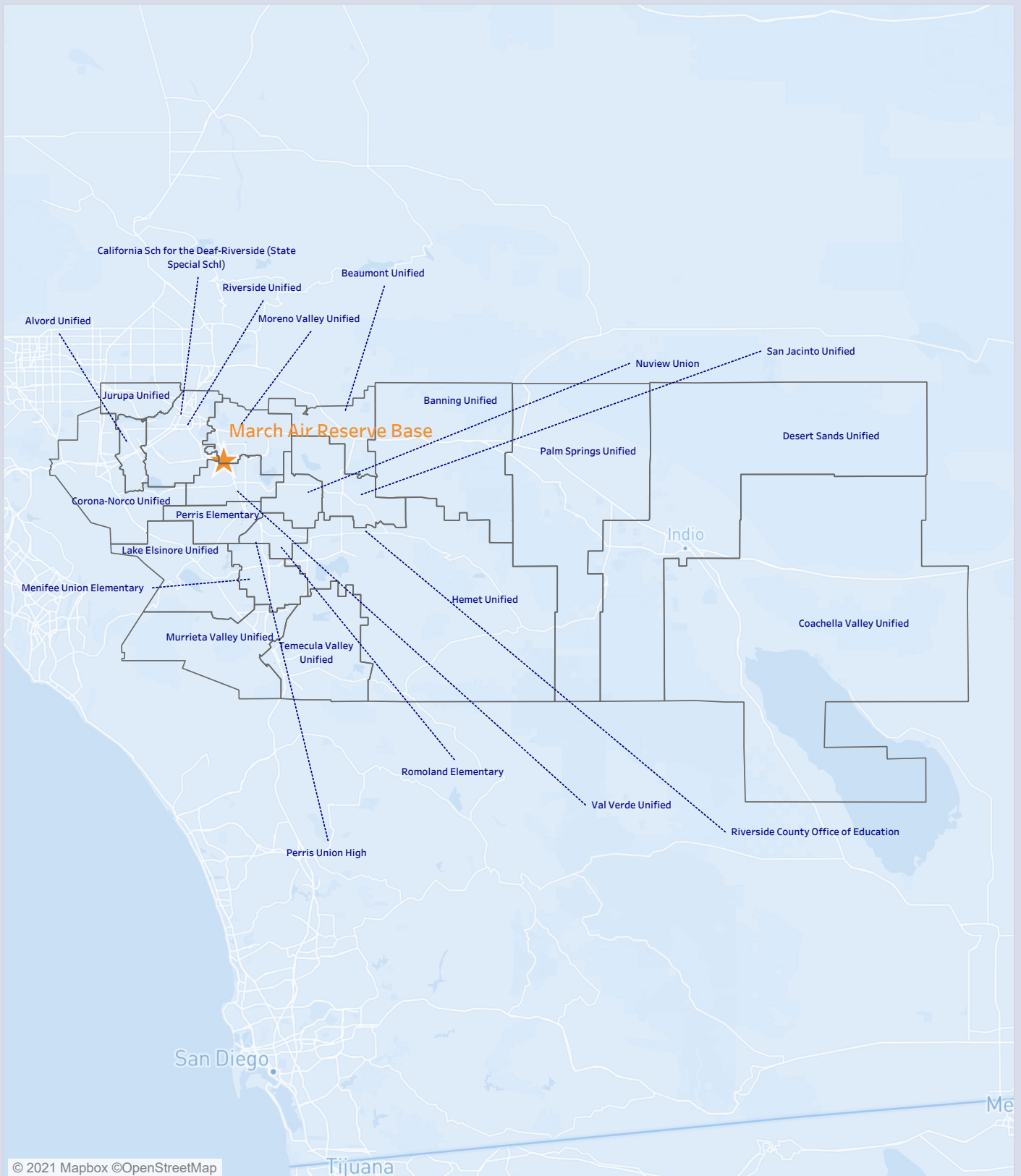
Additional notes:

- The education assessment cross references zip codes within the Military Housing Area (MHA) with zip codes of schools in the surrounding districts. Those school districts with zip codes that fall within the MHA of an installation are included in the analysis. In some locations, school district composition may have changed slightly due to the use of updated District IDs obtained from the Department of Education
- Graduation rates reflect a 4-year graduation, which was determined to be the expectation of Airmen, Guardians, and their families due to frequency of relocation
- The licensure assessment uses a checklist of licensure rules that states should have, and that they should avoid. For example, having a compact or temporary licensing rule and NOT having supervisory requirements are checklist items that lead to green. The Department of the Air Force reviewed state policies and programs intended to eliminate barriers to license portability for military spouses that were in effect as of 31 May 2021

For additional information on Education and Licensure assessment criteria, methodology and data sources, please see the Support of Military Families Background Information provided at www.af.mil under the Support to Families banner. All questions and feedback should be directed to SAF.MRR.Workflow@us.af.mil.

March Air Reserve Base, California

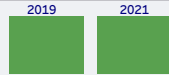
School Districts Map



Support of Military Families – 2021

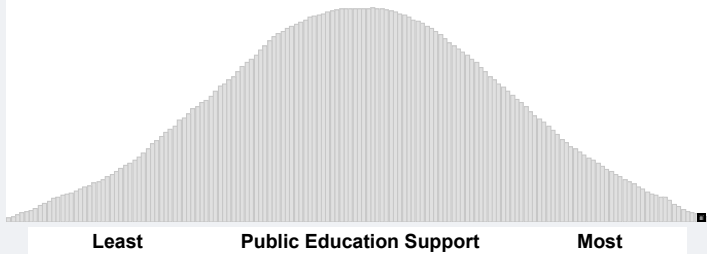
Moffett Federal Airfield, California

Public Education *

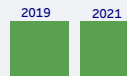


Key: ■ ≤ 33.3% < ■ < 66.7% ≤ ■ (Percentile)

Comparison of all 157 Air Force Installations



Academic Performance Criteria



Graduation Rate



Student Learning Rate



School Climate Criteria



Chronic Absenteeism Rate



Suspension Rate



Service Offering Criteria



Pre-Kindergarten Availability



Student to Counselor Ratio



Student to Mental Health Support Ratio



Student to Nurse Ratio




Student to Teacher Ratio



Data Source	Most Recent Survey Time Period Utilized	Date Last Updated
Department of Education - Civil Rights Data Collection District and School Data	SY 2017-2018	October 2020
Department of Education - EDFacts Graduation Rates (District Level and School Level)	SY 2018-2019	November 2020
Department of Education - National Center for Education Statistics Common Core of Data Public Elementary / Secondary School Universe Survey Data	SY 2019-2020	March 2021
Department of Education - National Center for Education Statistics Common Core of Data (School Search)	SY 2018-19 School Details and Enrollment Characteristics	April 2020
	SY 2019-20 School Directory Information	July 2020
Center for Education Policy Analysis: Stanford Education Data Archive (SEDA)	SY 2008-2009 through SY2017-2018	February 2021

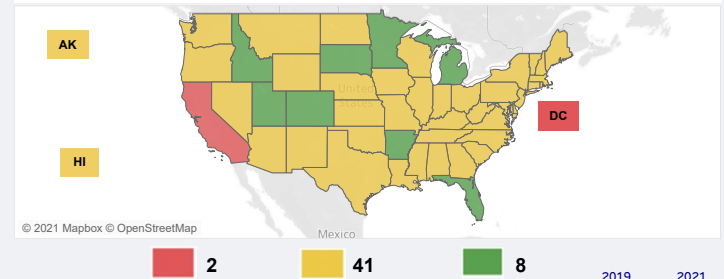
* Public Education is compiled using 60% Academic Performance, 20% School Climate, and 20% Service Offering.

Licensure Portability



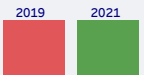
Key: ■ ≤ 1.50 < ■ < 4.00 ≤ ■ (Measure)

Licensure Portability in 50 States and DC




2 41 8

Accounting



Cosmetology




EMS



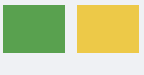
Engineering




Law



Nursing



Physical Therapy



Psychology



Teaching



Other Professions



Data Source	Most Recent Survey Time Period Utilized	Date Last Updated
State Laws, State Executive Orders, State Bar and Supreme Court Rules (Licensure)	Through May 2021	May 31, 2021

Areas Requiring Additional Support

Public Education

Student to Counselor



Public Education

Student to Teacher



Public Education

Student to Nurse



Licensure Language

Military spouse legislation delegates to professional certifying boards. No temporary license or reciprocity. Written verification from home state plus testing requir..

Professions

Cosmetology, Psychology, Physical Therapy, Law, Other Professions



Support of Military Families – 2021

Moffett Federal Airfield, California

Education and Licensure Assessment Narrative

Public Education:

(This assessment is a comparative analysis using colors to graphically display results for all criteria and categories. The colors are assigned using percentiles, divided into thirds, to provide information about a location's relative position compared to all other Department of the Air Force installations assessed)

- Moffett Federal Airfield received an overall green rating for public education as it fell within the top 33 percent of all Air Force installations assessed with strong overall academic performance and school climate as the driving factors
- The areas with the lowest relative ranking which require additional state/community support include student to counselor, student to teacher, and student to nurse ratios
- Change from 2019:** Moffett's overall education rating did not shift from 2019

Licensure Portability:

- The State of California received an overall red rating for licensure portability indicating the State statutes (primarily West's Ann.Cal.Bus. & Prof.Code § 115.5) contain significant barriers to licensure and certification portability. This assessment is driven by the decentralized nature of California's legislation delegating responsibilities to the professional certifying boards and the segmented application of temporary and expedited licensing
- There are no barriers for Accounting given the Accountancy Board recognizes all states as substantially equivalent, thus allowing California to grant a practice privilege to transferring military spouses holding an accounting license
- However, barriers remain for Engineering, EMS, Nursing, and Teaching as these occupations still carry restrictions and/or testing requirements that prevent a more favorable assessment
- If you have additional information or recently made changes to your State's licensure statutes, you can send the updated information to SAF.MRR.Workflow@us.af.mil for consideration and potential changes to the assessment.
- Change from 2019:** No change from the 2019 assessment and no changes to the State's statute

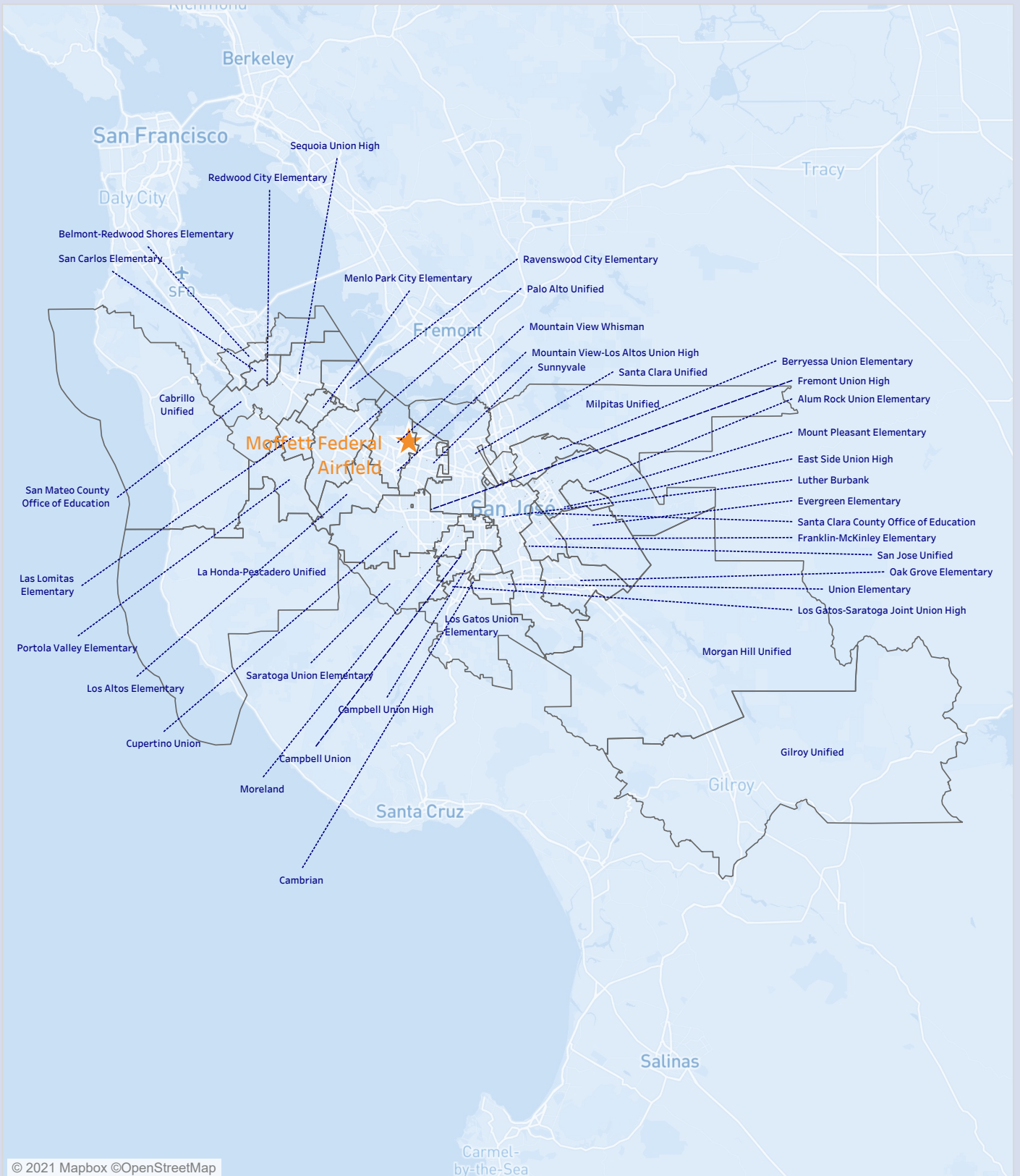
Additional notes:

- The education assessment cross references zip codes within the Military Housing Area (MHA) with zip codes of schools in the surrounding districts. Those school districts with zip codes that fall within the MHA of an installation are included in the analysis. In some locations, school district composition may have changed slightly due to the use of updated District IDs obtained from the Department of Education
- Graduation rates reflect a 4-year graduation, which was determined to be the expectation of Airmen, Guardians, and their families due to frequency of relocation
- The licensure assessment uses a checklist of licensure rules that states should have, and that they should avoid. For example, having a compact or temporary licensing rule and NOT having supervisory requirements are checklist items that lead to green. The Department of the Air Force reviewed state policies and programs intended to eliminate barriers to license portability for military spouses that were in effect as of 31 May 2021

For additional information on Education and Licensure assessment criteria, methodology and data sources, please see the Support of Military Families Background Information provided at www.af.mil under the Support to Families banner. All questions and feedback should be directed to SAF.MRR.Workflow@us.af.mil.

Moffett Federal Airfield, California


School Districts Map



Support of Military Families – 2021

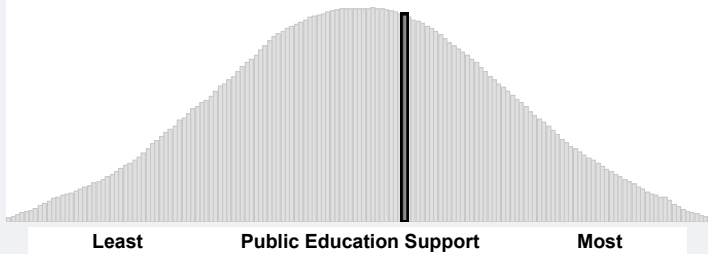
Travis Air Force Base, California

Public Education *

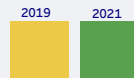


Key: ■ ≤ 33.3% < ■ < 66.7% ≤ ■ (Percentile)

Comparison of all 157 Air Force Installations



Academic Performance Criteria



Graduation Rate



Student Learning Rate



School Climate Criteria



Chronic Absenteeism Rate



Suspension Rate



Service Offering Criteria



Pre-Kindergarten Availability



Student to Counselor Ratio



Student to Mental Health Support Ratio



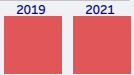
Student to Nurse Ratio



Student to Teacher Ratio

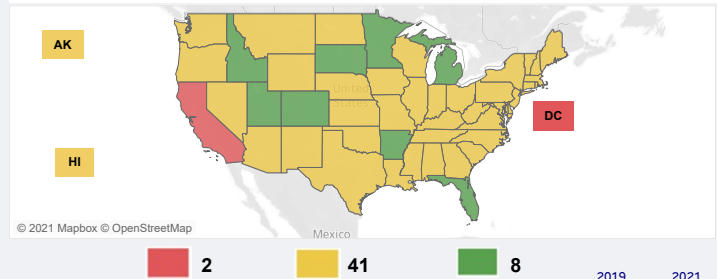


Licensure Portability

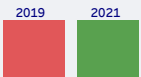


Key: ■ ≤ 1.50 < ■ < 4.00 ≤ ■ (Measure)

Licensure Portability in 50 States and DC



Accounting



Cosmetology



EMS



Engineering



Law



Nursing



Physical Therapy



Psychology



Teaching



Other Professions



Data Source	Most Recent Survey Time Period Utilized	Date Last Updated
State Laws, State Executive Orders, State Bar and Supreme Court Rules (Licensure)	Through May 2021	May 31, 2021

Areas Requiring Additional Support

Public Education

Student to Teacher



Public Education

Student to Counselor



Public Education

PreK



Licensure Language

Military spouse legislation delegates to professional certifying boards. No temporary license or reciprocity. Written verification from home state plus testing requir...

Professions

Cosmetology, Psychology, Physical Therapy, Law, Other Professions



Data Source	Most Recent Survey Time Period Utilized	Date Last Updated
Department of Education - Civil Rights Data Collection District and School Data	SY 2017-2018	October 2020
Department of Education - ED Facts Graduation Rates (District Level and School Level)	SY 2018-2019	November 2020
Department of Education - National Center for Education Statistics Common Core of Data Public Elementary / Secondary School Universe Survey Data	SY 2019-2020	March 2021
Department of Education - National Center for Education Statistics Common Core of Data (School Search)	SY 2018-19 School Details and Enrollment Characteristics SY 2019-20 School Directory Information	April 2020 July 2020
Center for Education Policy Analysis: Stanford Education Data Archive (SEDA)	SY 2008-2009 through SY2017-2018	February 2021

* Public Education is compiled using 60% Academic Performance, 20% School Climate, and 20% Service Offering.

Support of Military Families – 2021

Travis Air Force Base, California

Education and Licensure Assessment Narrative

Public Education:

(This assessment is a comparative analysis using colors to graphically display results for all criteria and categories. The colors are assigned using percentiles, divided into thirds, to provide information about a location's relative position compared to all other Department of the Air Force installations assessed)

- Travis AFB received an overall yellow rating for public education as it fell within the middle 33 percent of all Air Force installations assessed
- The areas with the lowest relative ranking which require additional state/community support include student to teacher and counselor ratios, and pre-kindergarten availability
- Change from 2019:** Travis' overall education rating did not shift from 2019, however, overall academic performance shifted from yellow to green due to an improved student learning rate

Licensure Portability:

- The State of California received an overall red rating for licensure portability indicating the State statutes (primarily West's Ann.Cal.Bus. & Prof.Code § 115.5) contain significant barriers to licensure and certification portability. This assessment is driven by the decentralized nature of California's legislation delegating responsibilities to the professional certifying boards and the segmented application of temporary and expedited licensing
- There are no barriers for Accounting given the Accountancy Board recognizes all states as substantially equivalent, thus allowing California to grant a practice privilege to transferring military spouses holding an accounting license
- However, barriers remain for Engineering, EMS, Nursing, and Teaching as these occupations still carry restrictions and/or testing requirements that prevent a more favorable assessment
- If you have additional information or recently made changes to your State's licensure statutes, you can send the updated information to SAF.MRR.Workflow@us.af.mil for consideration and potential changes to the assessment.
- Change from 2019:** No change from the 2019 assessment and no changes to the State's statute

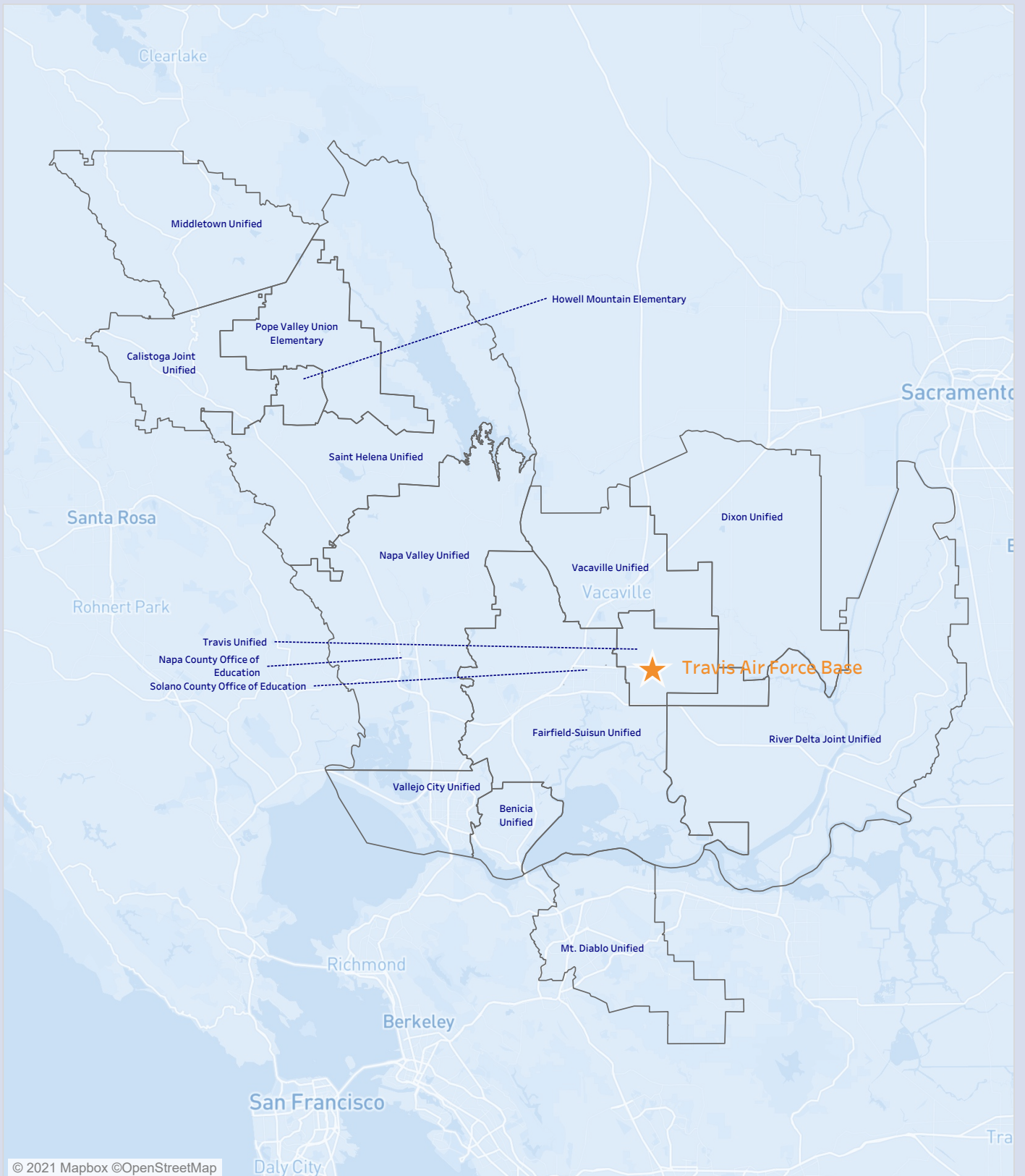
Additional notes:

- The education assessment cross references zip codes within the Military Housing Area (MHA) with zip codes of schools in the surrounding districts. Those school districts with zip codes that fall within the MHA of an installation are included in the analysis. In some locations, school district composition may have changed slightly due to the use of updated District IDs obtained from the Department of Education
- Graduation rates reflect a 4-year graduation, which was determined to be the expectation of Airmen, Guardians, and their families due to frequency of relocation
- The licensure assessment uses a checklist of licensure rules that states should have, and that they should avoid. For example, having a compact or temporary licensing rule and NOT having supervisory requirements are checklist items that lead to green. The Department of the Air Force reviewed state policies and programs intended to eliminate barriers to license portability for military spouses that were in effect as of 31 May 2021

For additional information on Education and Licensure assessment criteria, methodology and data sources, please see the Support of Military Families Background Information provided at www.af.mil under the Support to Families banner. All questions and feedback should be directed to SAF.MRR.Workflow@us.af.mil.

Travis Air Force Base, California

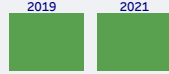
School Districts Map



Support of Military Families – 2021

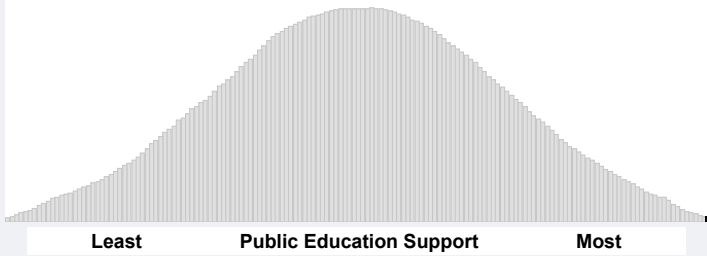
Vandenberg Space Force Base, California

Public Education *

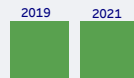


Key: ■ ≤ 33.3% < ■ < 66.7% ≤ ■ (Percentile)

Comparison of all 157 Air Force Installations



Academic Performance Criteria



Graduation Rate



Student Learning Rate



School Climate Criteria



Chronic Absenteeism Rate



Suspension Rate



Service Offering Criteria



Pre-Kindergarten Availability



Student to Counselor Ratio



Student to Mental Health Support Ratio



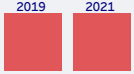
Student to Nurse Ratio



Student to Teacher Ratio

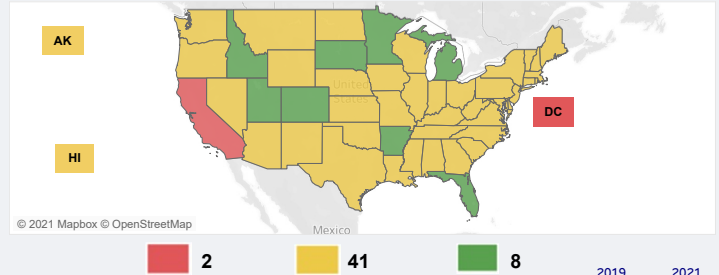


Licensure Portability

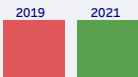


Key: ■ ≤ 1.50 < ■ < 4.00 ≤ ■ (Measure)

Licensure Portability in 50 States and DC



Accounting




Cosmetology




EMS



Engineering



Law



Nursing



Physical Therapy



Psychology



Teaching



Other Professions



Data Source	Most Recent Survey Time Period Utilized	Date Last Updated
State Laws, State Executive Orders, State Bar and Supreme Court Rules (Licensure)	Through May 2021	May 31, 2021

Areas Requiring Additional Support

Public Education

PreK



Public Education

Student to Teacher



Public Education

Student to Counselor



Licensure Language

Military spouse legislation delegates to professional certifying boards. No temporary license or reciprocity. Written verification from home state plus testing requir...

Professions

Cosmetology, Psychology, Physical Therapy, Law, Other Professions



Data Source	Most Recent Survey Time Period Utilized	Date Last Updated
Department of Education - Civil Rights Data Collection District and School Data	SY 2017-2018	October 2020
Department of Education - EDFacts Graduation Rates (District Level and School Level)	SY 2018-2019	November 2020
Department of Education - National Center for Education Statistics Common Core of Data Public Elementary / Secondary School Universe Survey Data	SY 2019-2020	March 2021
Department of Education - National Center for Education Statistics Common Core of Data (School Search)	SY 2018-19 School Details and Enrollment Characteristics SY 2019-20 School Directory Information	April 2020 July 2020
Center for Education Policy Analysis: Stanford Education Data Archive (SEDA)	SY 2008-2009 through SY2017-2018	February 2021

* Public Education is compiled using 60% Academic Performance, 20% School Climate, and 20% Service Offering.

Support of Military Families – 2021

Vandenberg Space Force Base, California

Education and Licensure Assessment Narrative

Public Education:

(This assessment is a comparative analysis using colors to graphically display results for all criteria and categories. The colors are assigned using percentiles, divided into thirds, to provide information about a location's relative position compared to all other Department of the Air Force installations assessed)

- Vandenberg SFB received an overall green rating for public education as it fell within the top 33 percent of all Air Force installations assessed with strong overall academic performance and school climate as the driving factors
- The areas with the lowest relative ranking which require additional state/community support include pre-kindergarten availability and student to teacher and counselor ratios
- Change from 2019:** Vandenberg's overall education rating did not shift from 2019, however, student to nurse ratio shifted from red to yellow, while student to mental health support ratio shifted from green to yellow

Licensure Portability:

- The State of California received an overall red rating for licensure portability indicating the State statutes (primarily West's Ann.Cal.Bus. & Prof.Code § 115.5) contain significant barriers to licensure and certification portability. This assessment is driven by the decentralized nature of California's legislation delegating responsibilities to the professional certifying boards and the segmented application of temporary and expedited licensing
- There are no barriers for Accounting given the Accountancy Board recognizes all states as substantially equivalent, thus allowing California to grant a practice privilege to transferring military spouses holding an accounting license
- However, barriers remain for Engineering, EMS, Nursing, and Teaching as these occupations still carry restrictions and/or testing requirements that prevent a more favorable assessment
- If you have additional information or recently made changes to your State's licensure statutes, you can send the updated information to SAF.MRR.Workflow@us.af.mil for consideration and potential changes to the assessment.
- Change from 2019:** No change from the 2019 assessment and no changes to the State's statute

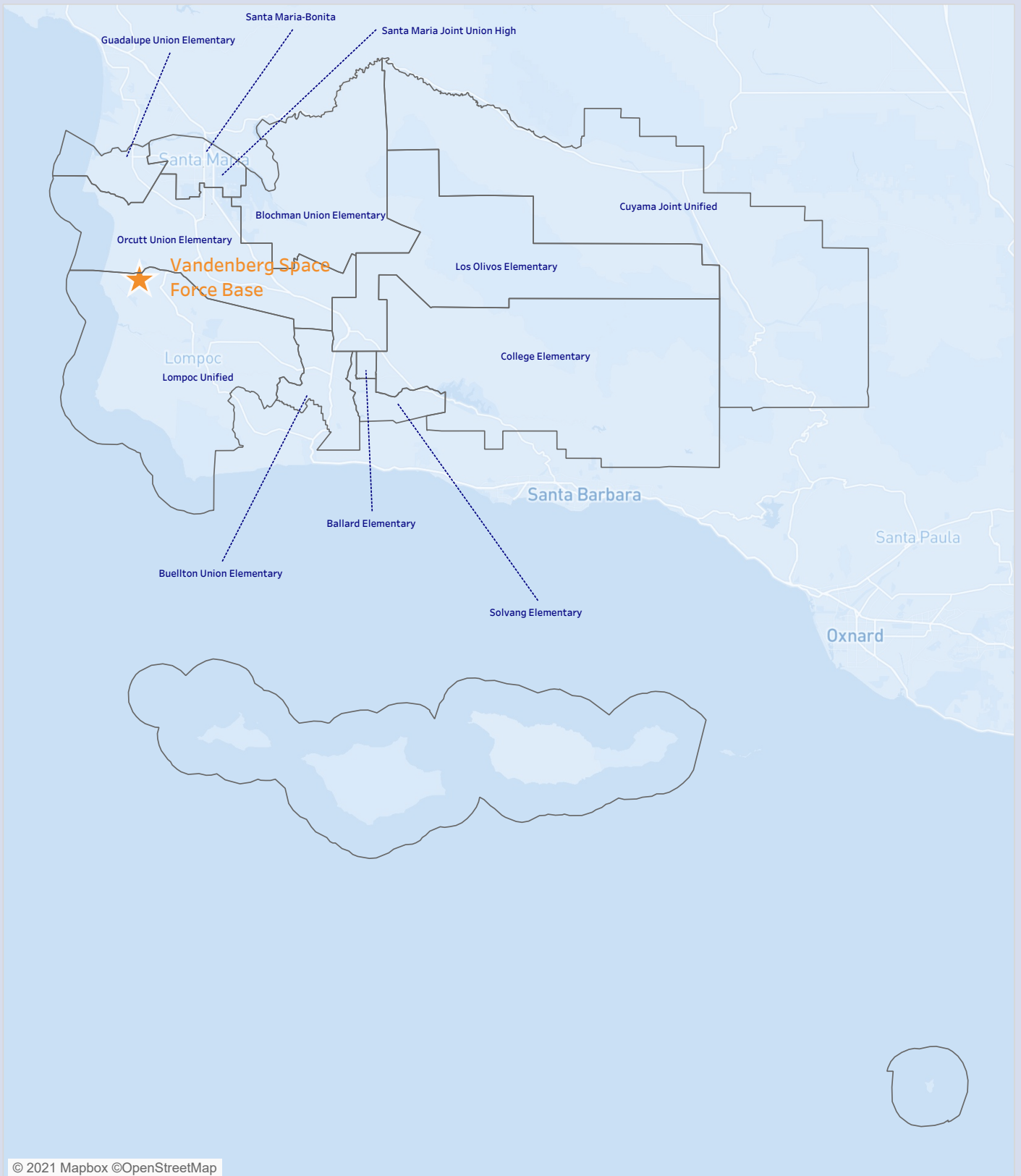
Additional notes:

- The education assessment cross references zip codes within the Military Housing Area (MHA) with zip codes of schools in the surrounding districts. Those school districts with zip codes that fall within the MHA of an installation are included in the analysis. In some locations, school district composition may have changed slightly due to the use of updated District IDs obtained from the Department of Education
- Graduation rates reflect a 4-year graduation, which was determined to be the expectation of Airmen, Guardians, and their families due to frequency of relocation
- The licensure assessment uses a checklist of licensure rules that states should have, and that they should avoid. For example, having a compact or temporary licensing rule and NOT having supervisory requirements are checklist items that lead to green. The Department of the Air Force reviewed state policies and programs intended to eliminate barriers to license portability for military spouses that were in effect as of 31 May 2021

For additional information on Education and Licensure assessment criteria, methodology and data sources, please see the Support of Military Families Background Information provided at www.af.mil under the Support to Families banner. All questions and feedback should be directed to SAF.MRR.Workflow@us.af.mil.

Vandenberg Space Force Base, California


School Districts Map



Support of Military Families – 2021


Buckley Space Force Base, Colorado

Public Education *




Key: ■ ≤ 33.3% < ■ < 66.7% ≤ ■ (Percentile)

Comparison of all 157 Air Force Installations


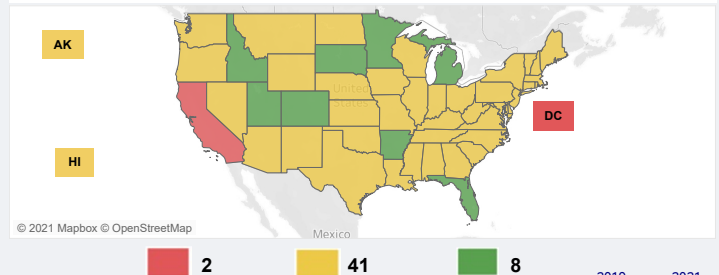


Licensure Portability

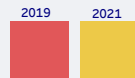


Key: ■ ≤ 1.50 < ■ < 4.00 ≤ ■ (Measure)

Licensure Portability in 50 States and DC



Academic Performance Criteria



Graduation Rate



Student Learning Rate



School Climate Criteria



Chronic Absenteeism Rate



Suspension Rate



Service Offering Criteria



Pre-Kindergarten Availability



Student to Counselor Ratio



Student to Mental Health Support Ratio



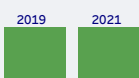
Student to Nurse Ratio



Student to Teacher Ratio



Accounting



Cosmetology



EMS



Engineering



Law



Nursing



Physical Therapy



Psychology



Teaching



Other Professions



Data Source	Most Recent Survey Time Period Utilized	Date Last Updated
State Laws, State Executive Orders, State Bar and Supreme Court Rules (Licensure)	Through May 2021	May 31, 2021

Data Source	Most Recent Survey Time Period Utilized	Date Last Updated
Department of Education - Civil Rights Data Collection District and School Data	SY 2017-2018	October 2020
Department of Education - EDFACTS Graduation Rates (District Level and School Level)	SY 2018-2019	November 2020
Department of Education - National Center for Education Statistics Common Core of Data Public Elementary / Secondary School Universe Survey Data	SY 2019-2020	March 2021
Department of Education - National Center for Education Statistics Common Core of Data (School Search)	SY 2018-19 School Details and Enrollment Characteristics SY 2019-20 School Directory Information	April 2020 July 2020
Center for Education Policy Analysis: Stanford Education Data Archive (SEDA)	SY 2008-2009 through SY2017-2018	February 2021

* Public Education is compiled using 60% Academic Performance, 20% School Climate, and 20% Service Offering.

Areas Requiring Additional Support

Public Education

Chronic Absenteeism



Public Education

Graduation Rates



Public Education

Student to Counselor



Licensure Language

Professions

Statute excludes many occupations

Other Professions



Support of Military Families – 2021

Buckley Space Force Base, Colorado

Education and Licensure Assessment Narrative

Public Education:

(This assessment is a comparative analysis using colors to graphically display results for all criteria and categories. The colors are assigned using percentiles, divided into thirds, to provide information about a location's relative position compared to all other Department of the Air Force installations assessed)

- Buckley SFB received an overall red rating for public education as it fell within the bottom 33 percent of all Air Force installations assessed
- The areas with the lowest relative ranking which require additional state/community support include chronic absenteeism rate, graduation rate, and student to counselor ratio
- Change from 2019:** Buckley's overall education rating did not shift from 2019, however, overall academic performance shifted from red to yellow and pre-kindergarten availability shifted from green to yellow

Licensure Portability:

- The State of Colorado received an overall green assessment for licensure portability indicating the State statutes (primarily C.R.S.A. § 12-20-202) are effective in removing barriers to licensure and certification portability. Military spouses can easily transfer professional licenses and certificates from other states and sustain their careers
- However, barriers remain for Engineering due to substantial equivalence requirements for licensure reciprocity and for All Other Occupations given their exclusion of various occupations (doctors, architect, etc.) from the licensure portability statute
- If you have additional information or recently made changes to your State's licensure statutes, you can send the updated information to SAF.MRR.Workflow@us.af.mil for consideration and potential changes to the assessment.
- Change from 2019:** Colorado improved the temporary licensing process for the Engineering profession (HB 20-1326) and maintained a green assessment overall

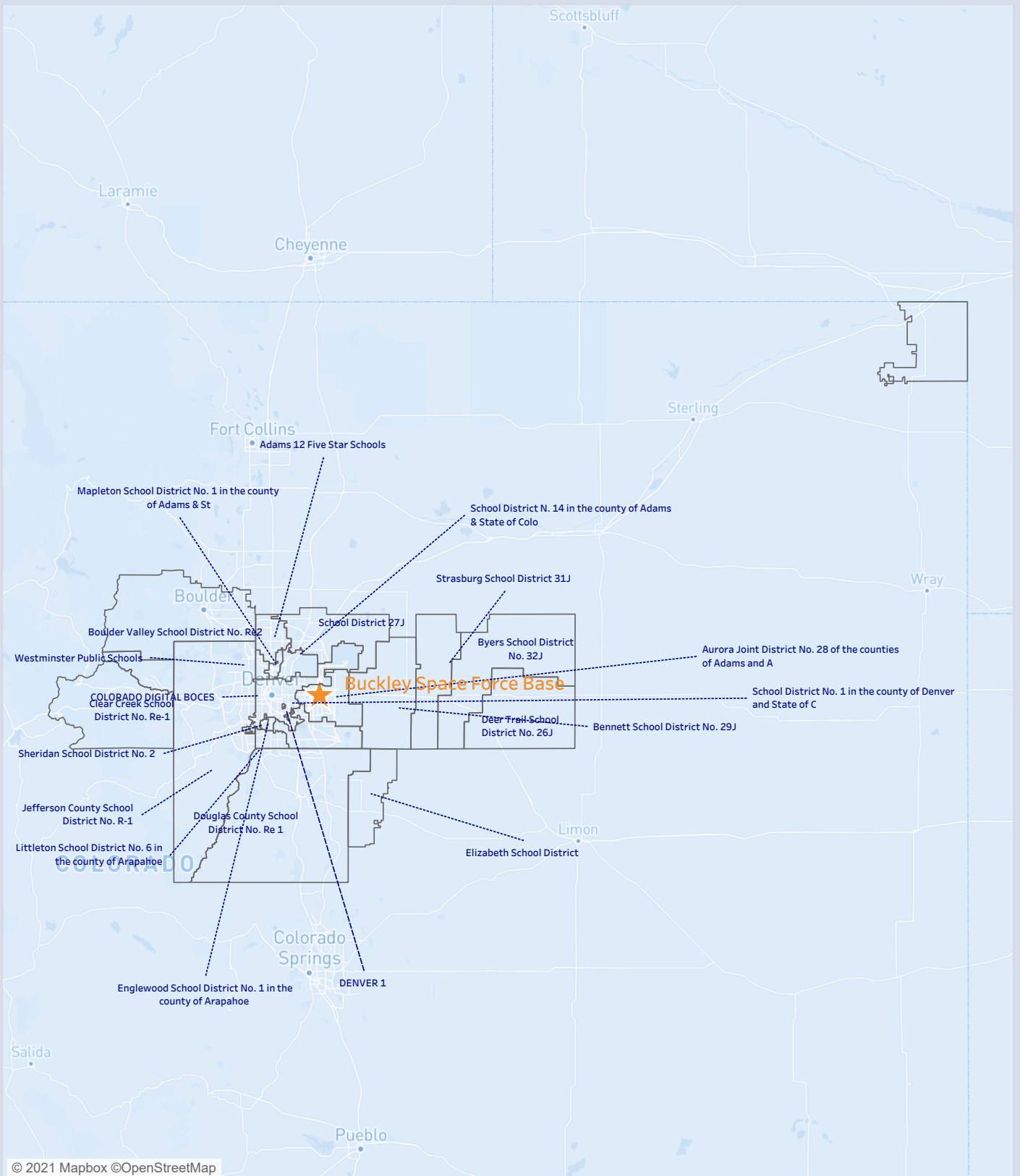
Additional notes:

- The education assessment cross references zip codes within the Military Housing Area (MHA) with zip codes of schools in the surrounding districts. Those school districts with zip codes that fall within the MHA of an installation are included in the analysis. In some locations, school district composition may have changed slightly due to the use of updated District IDs obtained from the Department of Education
- Graduation rates reflect a 4-year graduation, which was determined to be the expectation of Airmen, Guardians, and their families due to frequency of relocation
- The licensure assessment uses a checklist of licensure rules that states should have, and that they should avoid. For example, having a compact or temporary licensing rule and NOT having supervisory requirements are checklist items that lead to green. The Department of the Air Force reviewed state policies and programs intended to eliminate barriers to license portability for military spouses that were in effect as of 31 May 2021

For additional information on Education and Licensure assessment criteria, methodology and data sources, please see the Support of Military Families Background Information provided at www.af.mil under the Support to Families banner. All questions and feedback should be directed to SAF.MRR.Workflow@us.af.mil.

Buckley Space Force Base, Colorado


School Districts Map



Support of Military Families – 2021

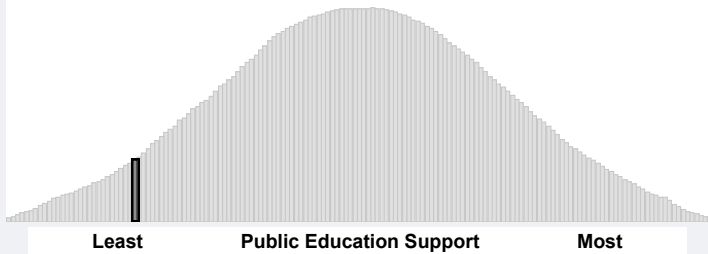
Cheyenne Mountain Space Force Station, Colorado

Public Education *




Key: ■ ≤ 33.3% < ■ < 66.7% ≤ ■ (Percentile)

Comparison of all 157 Air Force Installations


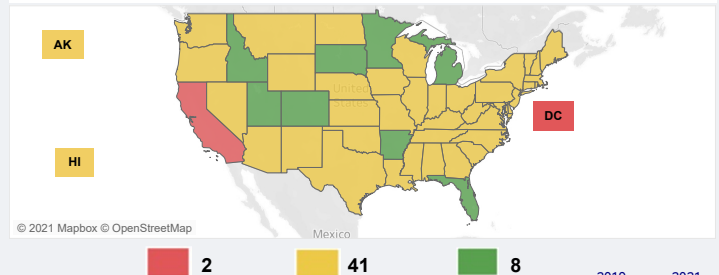


Licensure Portability

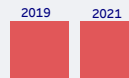


Key: ■ ≤ 1.50 < ■ < 4.00 ≤ ■ (Measure)

Licensure Portability in 50 States and DC



Academic Performance Criteria



Graduation Rate



Student Learning Rate



School Climate Criteria



Chronic Absenteeism Rate



Suspension Rate



Service Offering Criteria



Pre-Kindergarten Availability



Student to Counselor Ratio



Student to Mental Health Support Ratio



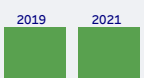
Student to Nurse Ratio



Student to Teacher Ratio



Accounting



Cosmetology



EMS



Engineering



Law



Nursing



Physical Therapy



Psychology



Teaching



Other Professions



Data Source	Most Recent Survey Time Period Utilized	Date Last Updated
State Laws, State Executive Orders, State Bar and Supreme Court Rules (Licensure)	Through May 2021	May 31, 2021

Data Source	Most Recent Survey Time Period Utilized	Date Last Updated
Department of Education - Civil Rights Data Collection District and School Data	SY 2017-2018	October 2020
Department of Education - EDFacts Graduation Rates (District Level and School Level)	SY 2018-2019	November 2020
Department of Education - National Center for Education Statistics Common Core of Data Public Elementary / Secondary School Universe Survey Data	SY 2019-2020	March 2021
Department of Education - National Center for Education Statistics Common Core of Data (School Search)	SY 2018-19 School Details and Enrollment Characteristics SY 2019-20 School Directory Information	April 2020 July 2020
Center for Education Policy Analysis: Stanford Education Data Archive (SEDA)	SY 2008-2009 through SY2017-2018	February 2021

* Public Education is compiled using 60% Academic Performance, 20% School Climate, and 20% Service Offering.

Areas Requiring Additional Support

Public Education

Student to Nurse



Public Education

Chronic Absenteeism



Public Education

Growth Measure



Licensure Language

Professions

Statute excludes many occupations

Other Professions



Support of Military Families – 2021

Cheyenne Mountain Space Force Station, Colorado

Education and Licensure Assessment Narrative

Public Education:

(This assessment is a comparative analysis using colors to graphically display results for all criteria and categories. The colors are assigned using percentiles, divided into thirds, to provide information about a location's relative position compared to all other Department of the Air Force installations assessed)

- Cheyenne Mountain SFS received an overall red rating for public education as it fell within the bottom 33 percent of all Air Force installations assessed
- The areas with the lowest relative ranking which require additional state/community support include student to nurse ratio, chronic absenteeism rate, and student learning rate
- Change from 2019:** Cheyenne's overall education rating did not shift from 2019, however, pre-kindergarten availability shifted from red to yellow

Licensure Portability:

- The State of Colorado received an overall green assessment for licensure portability indicating the State statutes (primarily C.R.S.A. § 12-20-202) are effective in removing barriers to licensure and certification portability. Military spouses can easily transfer professional licenses and certificates from other states and sustain their careers
- However, barriers remain for Engineering due to substantial equivalence requirements for licensure reciprocity and for All Other Occupations given their exclusion of various occupations (doctors, architect, etc.) from the licensure portability statute
- If you have additional information or recently made changes to your State's licensure statutes, you can send the updated information to SAF.MRR.Workflow@us.af.mil for consideration and potential changes to the assessment.
- Change from 2019:** Colorado improved the temporary licensing process for the Engineering profession (HB 20-1326) and maintained a green assessment overall

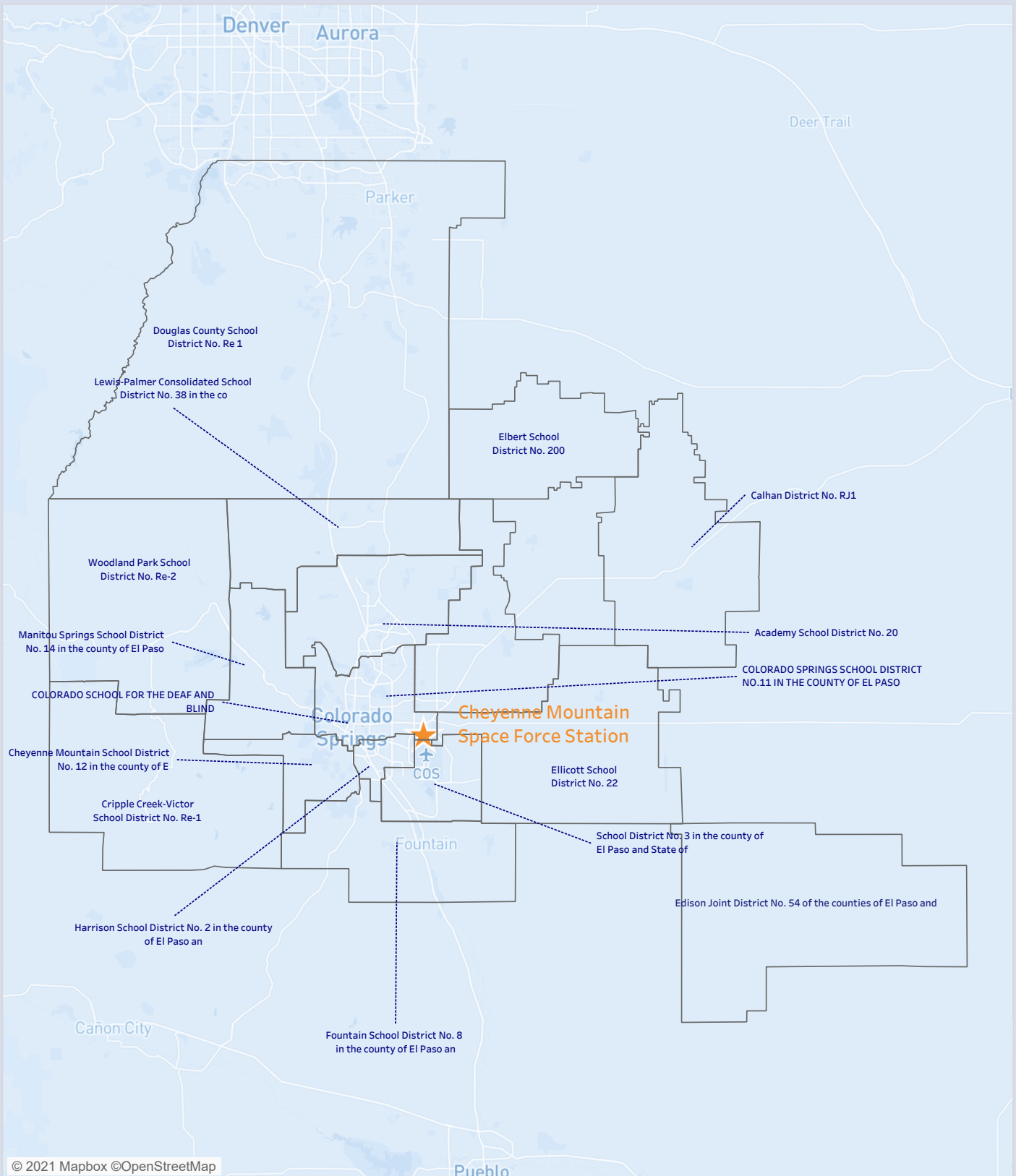
Additional notes:

- The education assessment cross references zip codes within the Military Housing Area (MHA) with zip codes of schools in the surrounding districts. Those school districts with zip codes that fall within the MHA of an installation are included in the analysis. In some locations, school district composition may have changed slightly due to the use of updated District IDs obtained from the Department of Education
- Graduation rates reflect a 4-year graduation, which was determined to be the expectation of Airmen, Guardians, and their families due to frequency of relocation
- The licensure assessment uses a checklist of licensure rules that states should have, and that they should avoid. For example, having a compact or temporary licensing rule and NOT having supervisory requirements are checklist items that lead to green. The Department of the Air Force reviewed state policies and programs intended to eliminate barriers to license portability for military spouses that were in effect as of 31 May 2021

For additional information on Education and Licensure assessment criteria, methodology and data sources, please see the Support of Military Families Background Information provided at www.af.mil under the Support to Families banner. All questions and feedback should be directed to SAF.MRR.Workflow@us.af.mil.

Cheyenne Mountain Space Force Station, Colorado

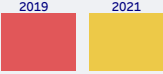
School Districts Map



Support of Military Families – 2021

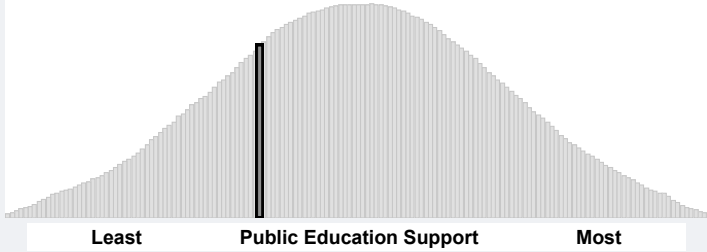
Greeley Air National Guard Station, Colorado

Public Education *

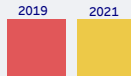


Key: ■ ≤ 33.3% < ■ < 66.7% ≤ ■ (Percentile)

Comparison of all 157 Air Force Installations



Academic Performance Criteria



Graduation Rate



Student Learning Rate



School Climate Criteria



Chronic Absenteeism Rate



Suspension Rate



Service Offering Criteria



Pre-Kindergarten Availability



Student to Counselor Ratio



Student to Mental Health Support Ratio




Student to Nurse Ratio



Student to Teacher Ratio

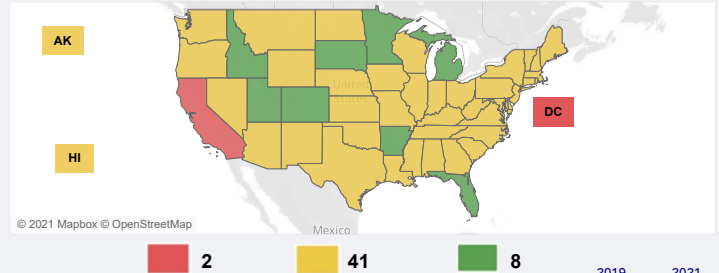


Licensure Portability

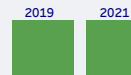


Key: ■ ≤ 1.50 < ■ < 4.00 ≤ ■ (Measure)

Licensure Portability in 50 States and DC



Accounting



Cosmetology



EMS



Engineering



Law



Nursing



Physical Therapy



Psychology



Teaching



Other Professions



Data Source	Most Recent Survey Time Period Utilized	Date Last Updated
State Laws, State Executive Orders, State Bar and Supreme Court Rules (Licensure)	Through May 2021	May 31, 2021

Data Source	Most Recent Survey Time Period Utilized	Date Last Updated
Department of Education - Civil Rights Data Collection District and School Data	SY 2017-2018	October 2020
Department of Education - EDfacts Graduation Rates (District Level and School Level)	SY 2018-2019	November 2020
Department of Education - National Center for Education Statistics Common Core of Data Public Elementary / Secondary School Universe Survey Data	SY 2019-2020	March 2021
Department of Education - National Center for Education Statistics Common Core of Data (School Search)	SY 2018-19 School Details and Enrollment Characteristics	April 2020
	SY 2019-20 School Directory Information	July 2020
Center for Education Policy Analysis: Stanford Education Data Archive (SEDA)	SY 2008-2009 through SY2017-2018	February 2021

* Public Education is compiled using 60% Academic Performance, 20% School Climate, and 20% Service Offering.

Areas Requiring Additional Support

Public Education

Student to Nurse



Public Education

Student to Teacher



Public Education

Chronic Absenteeism



Licensure Language

Professions

Statute excludes many occupations

Other Professions



Support of Military Families – 2021

Greeley Air National Guard Station, Colorado

Education and Licensure Assessment Narrative

Public Education:

(This assessment is a comparative analysis using colors to graphically display results for all criteria and categories. The colors are assigned using percentiles, divided into thirds, to provide information about a location's relative position compared to all other Department of the Air Force installations assessed)

- Greeley ANGS received an overall yellow rating for public education as it fell within the middle 33 percent of all Air Force installations assessed
- The areas with the lowest relative ranking which require additional state/community support include student to nurse and teacher ratios, and chronic absenteeism rate
- Change from 2019:** Greeley's overall education rating shifted from red to yellow as did overall academic performance, however, overall school climate shifted from green to yellow due to a downward shift in the chronic absenteeism rate. Additionally, pre-kindergarten availability shifted from yellow to green while student to mental health support ratio shifted from yellow to red

Licensure Portability:

- The State of Colorado received an overall green assessment for licensure portability indicating the State statutes (primarily C.R.S.A. § 12-20-202) are effective in removing barriers to licensure and certification portability. Military spouses can easily transfer professional licenses and certificates from other states and sustain their careers
- However, barriers remain for Engineering due to substantial equivalence requirements for licensure reciprocity and for All Other Occupations given their exclusion of various occupations (doctors, architect, etc.) from the licensure portability statute
- If you have additional information or recently made changes to your State's licensure statutes, you can send the updated information to SAF.MRR.Workflow@us.af.mil for consideration and potential changes to the assessment.
- Change from 2019:** Colorado improved the temporary licensing process for the Engineering profession (HB 20-1326) and maintained a green assessment overall

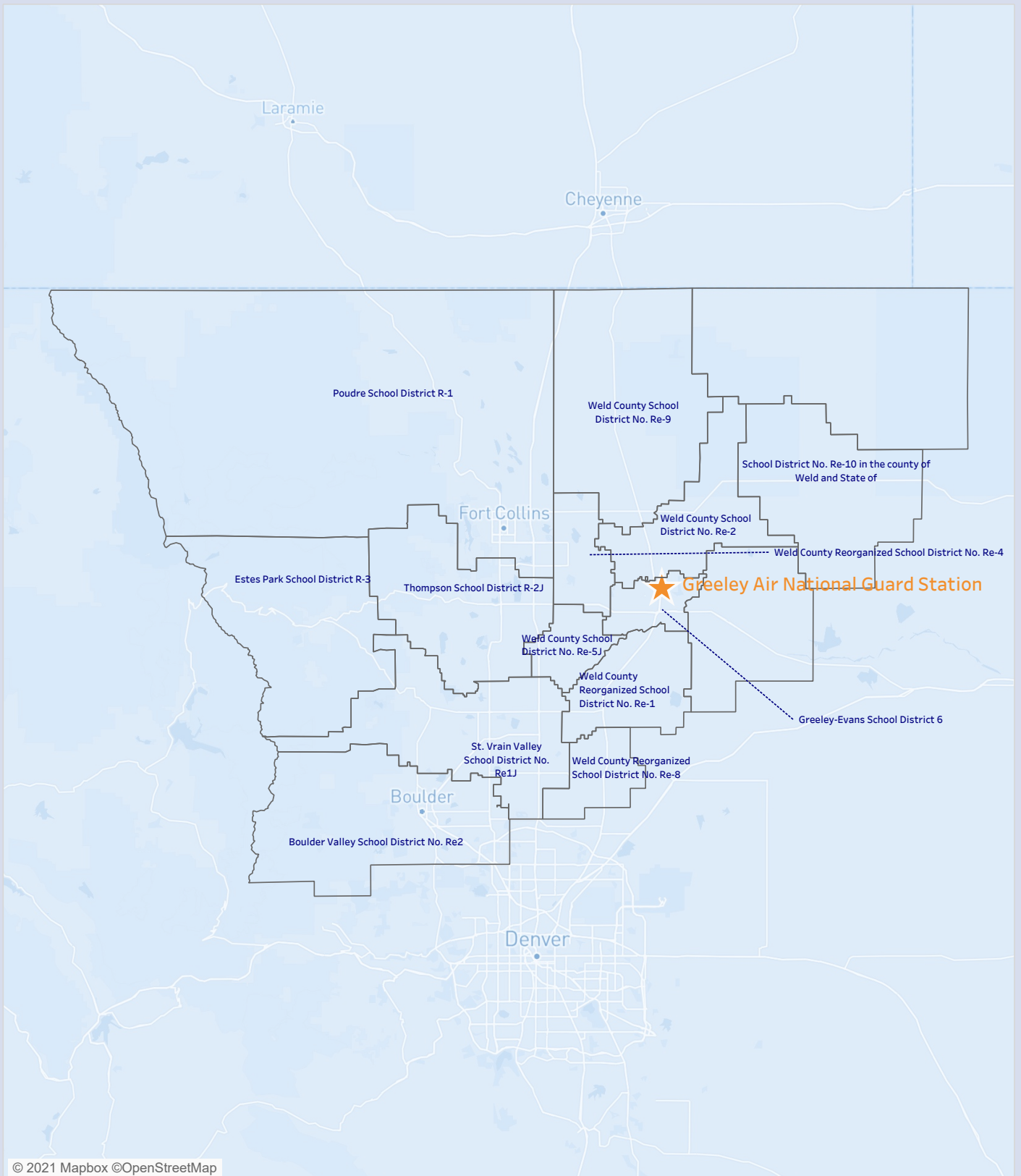
Additional notes:

- The education assessment cross references zip codes within the Military Housing Area (MHA) with zip codes of schools in the surrounding districts. Those school districts with zip codes that fall within the MHA of an installation are included in the analysis. In some locations, school district composition may have changed slightly due to the use of updated District IDs obtained from the Department of Education
- Graduation rates reflect a 4-year graduation, which was determined to be the expectation of Airmen, Guardians, and their families due to frequency of relocation
- The licensure assessment uses a checklist of licensure rules that states should have, and that they should avoid. For example, having a compact or temporary licensing rule and NOT having supervisory requirements are checklist items that lead to green. The Department of the Air Force reviewed state policies and programs intended to eliminate barriers to license portability for military spouses that were in effect as of 31 May 2021

For additional information on Education and Licensure assessment criteria, methodology and data sources, please see the Support of Military Families Background Information provided at www.af.mil under the Support to Families banner. All questions and feedback should be directed to SAF.MRR.Workflow@us.af.mil.

Greeley Air National Guard Station, Colorado


School Districts Map



Support of Military Families – 2021

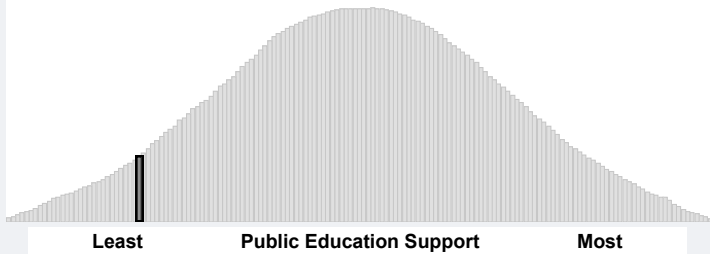
Peterson Space Force Base, Colorado

Public Education *




Key: ■ ≤ 33.3% < ■ < 66.7% ≤ ■ (Percentile)

Comparison of all 157 Air Force Installations


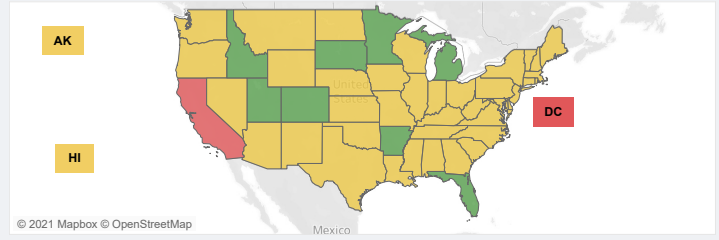


Licensure Portability

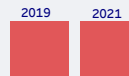


Key: ■ ≤ 1.50 < ■ < 4.00 ≤ ■ (Measure)

Licensure Portability in 50 States and DC



Academic Performance Criteria



Graduation Rate



Student Learning Rate



School Climate Criteria



Chronic Absenteeism Rate



Suspension Rate



Service Offering Criteria



Pre-Kindergarten Availability



Student to Counselor Ratio



Student to Mental Health Support Ratio



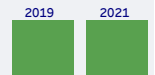
Student to Nurse Ratio



Student to Teacher Ratio



Accounting



Cosmetology



EMS



Engineering



Law



Nursing



Physical Therapy



Psychology



Teaching



Other Professions



Data Source	Most Recent Survey Time Period Utilized	Date Last Updated
State Laws, State Executive Orders, State Bar and Supreme Court Rules (Licensure)	Through May 2021	May 31, 2021

Data Source	Most Recent Survey Time Period Utilized	Date Last Updated
Department of Education - Civil Rights Data Collection District and School Data	SY 2017-2018	October 2020
Department of Education - EDFacts Graduation Rates (District Level and School Level)	SY 2018-2019	November 2020
Department of Education - National Center for Education Statistics Common Core of Data Public Elementary / Secondary School Universe Survey Data	SY 2019-2020	March 2021
Department of Education - National Center for Education Statistics Common Core of Data (School Search)	SY 2018-19 School Details and Enrollment Characteristics SY 2019-20 School Directory Information	April 2020 July 2020
Center for Education Policy Analysis: Stanford Education Data Archive (SEDA)	SY 2008-2009 through SY2017-2018	February 2021

* Public Education is compiled using 60% Academic Performance, 20% School Climate, and 20% Service Offering.

Areas Requiring Additional Support

Public Education

Student to Nurse



Public Education

Chronic Absenteeism



Public Education

Growth Measure



Licensure Language

Professions

Statute excludes many occupations

Other Professions



Support of Military Families – 2021

Peterson Space Force Base, Colorado

Education and Licensure Assessment Narrative

Public Education:

(This assessment is a comparative analysis using colors to graphically display results for all criteria and categories. The colors are assigned using percentiles, divided into thirds, to provide information about a location's relative position compared to all other Department of the Air Force installations assessed)

- Peterson SFB received an overall red rating for public education as it fell within the bottom 33 percent of all Air Force installations assessed
- The areas with the lowest relative ranking which require additional state/community support include student to nurse ratio, chronic absenteeism rate, and student learning rate
- **Change from 2019:** Peterson's overall education rating did not shift from 2019, however, pre-kindergarten availability shifted from red to yellow

Licensure Portability:

- The State of Colorado received an overall green assessment for licensure portability indicating the State statutes (primarily C.R.S.A. § 12-20-202) are effective in removing barriers to licensure and certification portability. Military spouses can easily transfer professional licenses and certificates from other states and sustain their careers
- However, barriers remain for Engineering due to substantial equivalence requirements for licensure reciprocity and for All Other Occupations given their exclusion of various occupations (doctors, architect, etc.) from the licensure portability statute
- If you have additional information or recently made changes to your State's licensure statutes, you can send the updated information to SAF.MRR.Workflow@us.af.mil for consideration and potential changes to the assessment.
- **Change from 2019:** Colorado improved the temporary licensing process for the Engineering profession (HB 20-1326) and maintained a green assessment overall

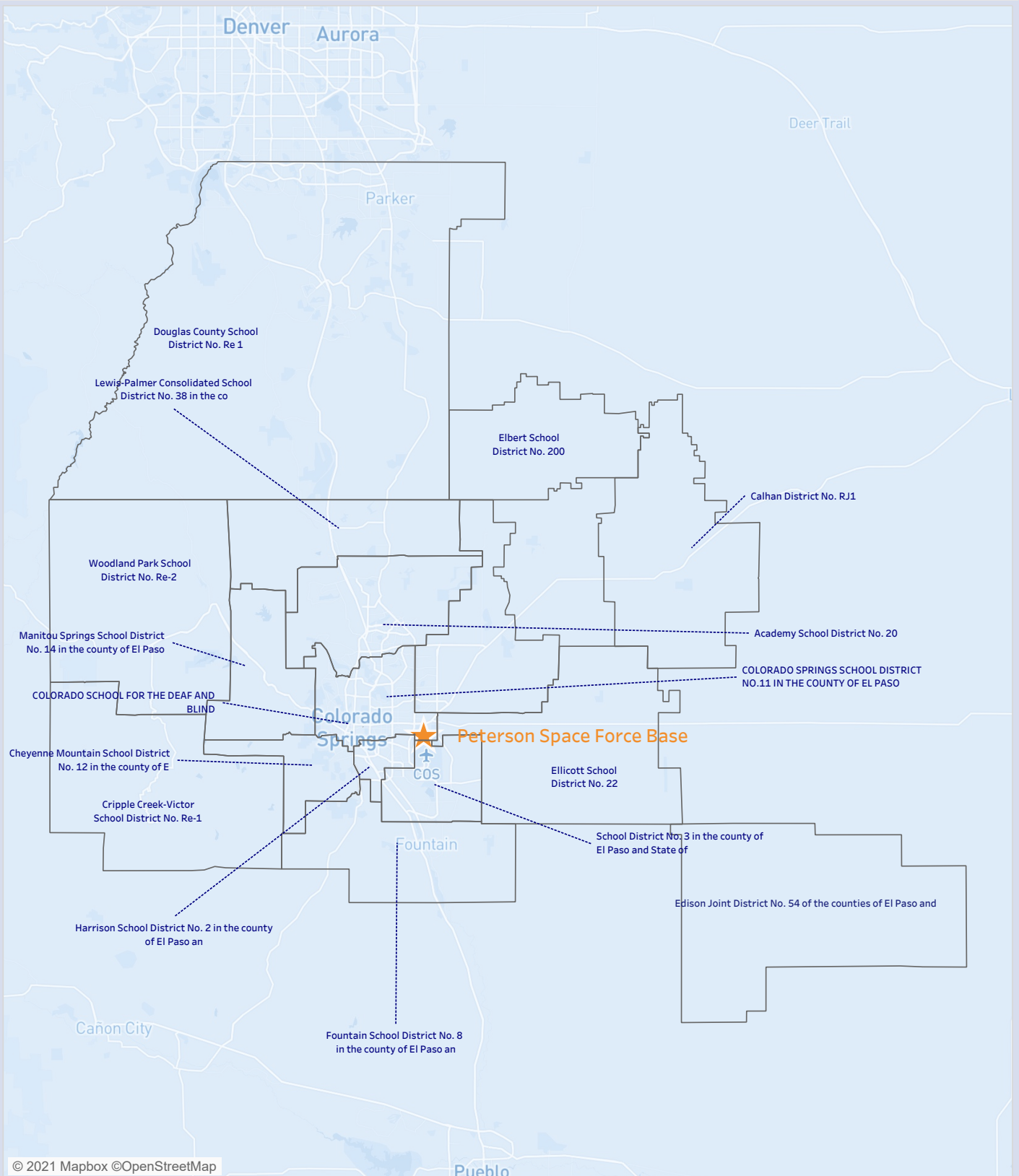
Additional notes:

- The education assessment cross references zip codes within the Military Housing Area (MHA) with zip codes of schools in the surrounding districts. Those school districts with zip codes that fall within the MHA of an installation are included in the analysis. In some locations, school district composition may have changed slightly due to the use of updated District IDs obtained from the Department of Education
- Graduation rates reflect a 4-year graduation, which was determined to be the expectation of Airmen, Guardians, and their families due to frequency of relocation
- The licensure assessment uses a checklist of licensure rules that states should have, and that they should avoid. For example, having a compact or temporary licensing rule and NOT having supervisory requirements are checklist items that lead to green. The Department of the Air Force reviewed state policies and programs intended to eliminate barriers to license portability for military spouses that were in effect as of 31 May 2021

For additional information on Education and Licensure assessment criteria, methodology and data sources, please see the Support of Military Families Background Information provided at www.af.mil under the Support to Families banner. All questions and feedback should be directed to SAF.MRR.Workflow@us.af.mil.

Peterson Space Force Base, Colorado


School Districts Map



Support of Military Families – 2021

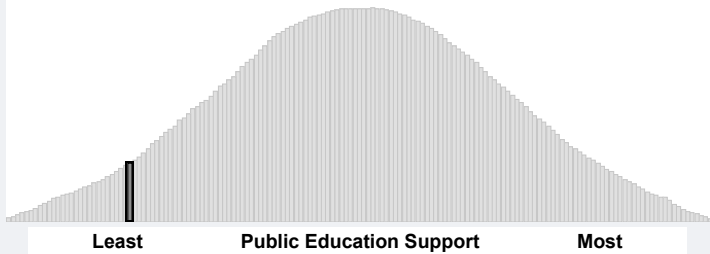
Schriever Space Force Base, Colorado

Public Education *




Key: ■ ≤ 33.3% < ■ < 66.7% ≤ ■ (Percentile)

Comparison of all 157 Air Force Installations

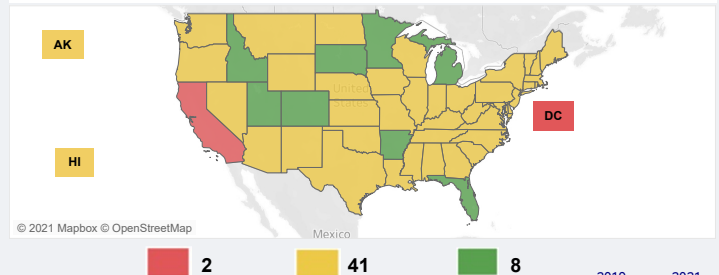


Licensure Portability

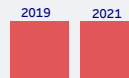


Key: ■ ≤ 1.50 < ■ < 4.00 ≤ ■ (Measure)

Licensure Portability in 50 States and DC



Academic Performance Criteria



Graduation Rate



Student Learning Rate



School Climate Criteria



Chronic Absenteeism Rate



Suspension Rate



Service Offering Criteria



Pre-Kindergarten Availability



Student to Counselor Ratio



Student to Mental Health Support Ratio



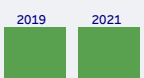
Student to Nurse Ratio



Student to Teacher Ratio



Accounting



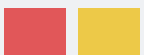
Cosmetology



EMS



Engineering



Law



Nursing



Physical Therapy



Psychology



Teaching



Other Professions



Data Source	Most Recent Survey Time Period Utilized	Date Last Updated
State Laws, State Executive Orders, State Bar and Supreme Court Rules (Licensure)	Through May 2021	May 31, 2021

Data Source	Most Recent Survey Time Period Utilized	Date Last Updated
Department of Education - Civil Rights Data Collection District and School Data	SY 2017-2018	October 2020
Department of Education - EDFacts Graduation Rates (District Level and School Level)	SY 2018-2019	November 2020
Department of Education - National Center for Education Statistics Common Core of Data Public Elementary / Secondary School Universe Survey Data	SY 2019-2020	March 2021
Department of Education - National Center for Education Statistics Common Core of Data (School Search)	SY 2018-19 School Details and Enrollment Characteristics SY 2019-20 School Directory Information	April 2020 July 2020
Center for Education Policy Analysis: Stanford Education Data Archive (SEDA)	SY 2008-2009 through SY2017-2018	February 2021

* Public Education is compiled using 60% Academic Performance, 20% School Climate, and 20% Service Offering.

Areas Requiring Additional Support

Public Education

Student to Nurse



Public Education

Chronic Absenteeism



Public Education

Growth Measure



Licensure Language

Professions

Statute excludes many occupations

Other Professions



Support of Military Families – 2021

Schriever Space Force Base, Colorado

Education and Licensure Assessment Narrative

Public Education:

(This assessment is a comparative analysis using colors to graphically display results for all criteria and categories. The colors are assigned using percentiles, divided into thirds, to provide information about a location's relative position compared to all other Department of the Air Force installations assessed)

- Schriever SFB received an overall red rating for public education as it fell within the bottom 33 percent of all Air Force installations assessed
- The areas with the lowest relative ranking which require additional state/community support include student to nurse ratio, chronic absenteeism rate, and student learning rate
- Change from 2019:** Schriever's overall education rating did not shift from 2019, however, pre-kindergarten availability shifted from red to yellow

Licensure Portability:

- The State of Colorado received an overall green assessment for licensure portability indicating the State statutes (primarily C.R.S.A. § 12-20-202) are effective in removing barriers to licensure and certification portability. Military spouses can easily transfer professional licenses and certificates from other states and sustain their careers
- However, barriers remain for Engineering due to substantial equivalence requirements for licensure reciprocity and for All Other Occupations given their exclusion of various occupations (doctors, architect, etc.) from the licensure portability statute
- If you have additional information or recently made changes to your State's licensure statutes, you can send the updated information to SAF.MRR.Workflow@us.af.mil for consideration and potential changes to the assessment.
- Change from 2019:** Colorado improved the temporary licensing process for the Engineering profession (HB 20-1326) and maintained a green assessment overall

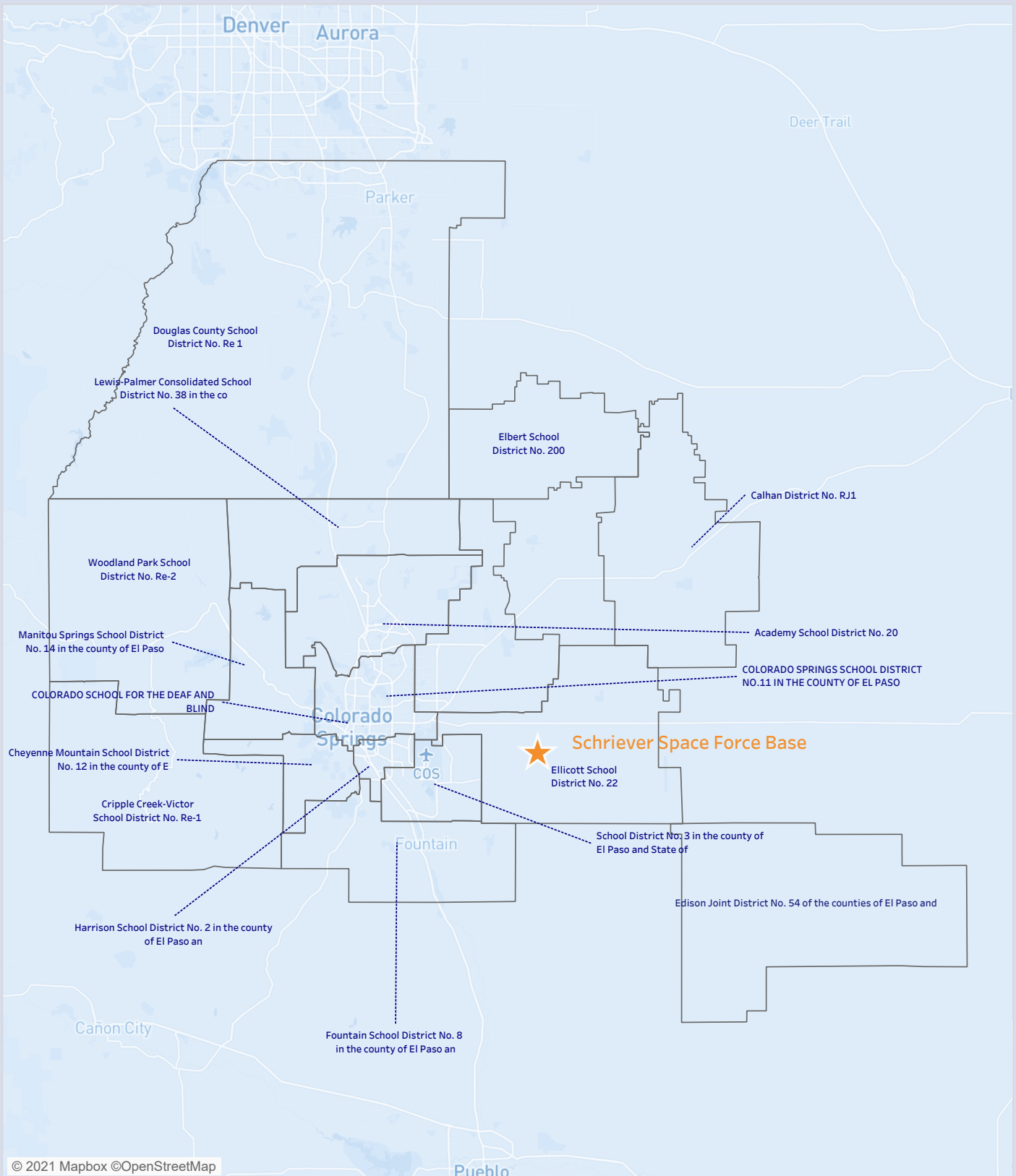
Additional notes:

- The education assessment cross references zip codes within the Military Housing Area (MHA) with zip codes of schools in the surrounding districts. Those school districts with zip codes that fall within the MHA of an installation are included in the analysis. In some locations, school district composition may have changed slightly due to the use of updated District IDs obtained from the Department of Education
- Graduation rates reflect a 4-year graduation, which was determined to be the expectation of Airmen, Guardians, and their families due to frequency of relocation
- The licensure assessment uses a checklist of licensure rules that states should have, and that they should avoid. For example, having a compact or temporary licensing rule and NOT having supervisory requirements are checklist items that lead to green. The Department of the Air Force reviewed state policies and programs intended to eliminate barriers to license portability for military spouses that were in effect as of 31 May 2021

For additional information on Education and Licensure assessment criteria, methodology and data sources, please see the Support of Military Families Background Information provided at www.af.mil under the Support to Families banner. All questions and feedback should be directed to SAF.MRR.Workflow@us.af.mil.

Schriever Space Force Base, Colorado


School Districts Map



Support of Military Families – 2021

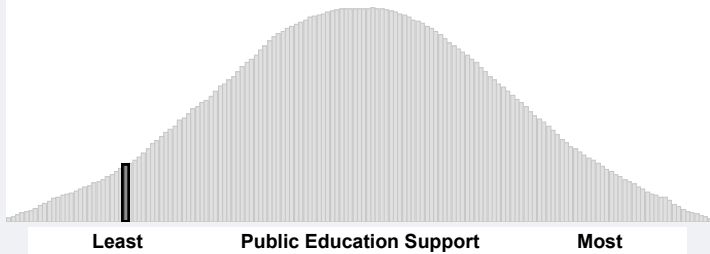
US Air Force Academy, Colorado

Public Education *




Key: ■ ≤ 33.3% < ■ < 66.7% ≤ ■ (Percentile)

Comparison of all 157 Air Force Installations


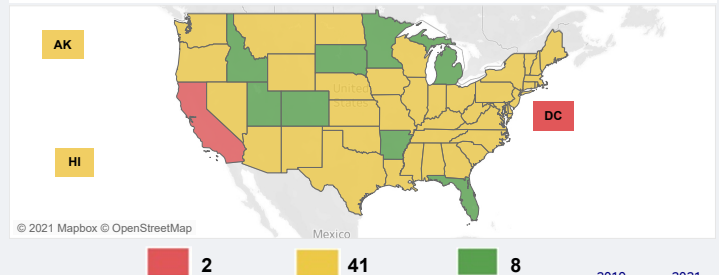


Licensure Portability

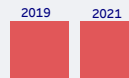


Key: ■ ≤ 1.50 < ■ < 4.00 ≤ ■ (Measure)

Licensure Portability in 50 States and DC



Academic Performance Criteria



Graduation Rate



Student Learning Rate



School Climate Criteria



Chronic Absenteeism Rate



Suspension Rate



Service Offering Criteria



Pre-Kindergarten Availability



Student to Counselor Ratio



Student to Mental Health Support Ratio



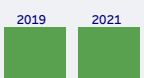
Student to Nurse Ratio



Student to Teacher Ratio



Accounting



Cosmetology



EMS



Engineering



Law



Nursing



Physical Therapy



Psychology



Teaching



Other Professions



Data Source	Most Recent Survey Time Period Utilized	Date Last Updated
State Laws, State Executive Orders, State Bar and Supreme Court Rules (Licensure)	Through May 2021	May 31, 2021

Data Source	Most Recent Survey Time Period Utilized	Date Last Updated
Department of Education - Civil Rights Data Collection District and School Data	SY 2017-2018	October 2020
Department of Education - EDFacts Graduation Rates (District Level and School Level)	SY 2018-2019	November 2020
Department of Education - National Center for Education Statistics Common Core of Data Public Elementary / Secondary School Universe Survey Data	SY 2019-2020	March 2021
Department of Education - National Center for Education Statistics Common Core of Data (School Search)	SY 2018-19 School Details and Enrollment Characteristics SY 2019-20 School Directory Information	April 2020 July 2020
Center for Education Policy Analysis: Stanford Education Data Archive (SEDA)	SY 2008-2009 through SY2017-2018	February 2021

* Public Education is compiled using 60% Academic Performance, 20% School Climate, and 20% Service Offering.

Areas Requiring Additional Support

Public Education

Student to Nurse



Public Education

Chronic Absenteeism



Public Education

Growth Measure



Licensure Language

Professions

Statute excludes many occupations

Other Professions



Support of Military Families – 2021

US Air Force Academy, Colorado

Education and Licensure Assessment Narrative

Public Education:

(This assessment is a comparative analysis using colors to graphically display results for all criteria and categories. The colors are assigned using percentiles, divided into thirds, to provide information about a location's relative position compared to all other Department of the Air Force installations assessed)

- U.S. Air Force Academy received an overall red rating for public education as it fell within the bottom 33 percent of all Air Force installations assessed
- The areas with the lowest relative ranking which require additional state/community support include student to nurse ratio, chronic absenteeism rate, and student learning rate
- Change from 2019:** U.S. Air Force Academy's overall education rating did not shift from 2019, however, pre-kindergarten availability shifted from red to yellow

Licensure Portability:

- The State of Colorado received an overall green assessment for licensure portability indicating the State statutes (primarily C.R.S.A. § 12-20-202) are effective in removing barriers to licensure and certification portability. Military spouses can easily transfer professional licenses and certificates from other states and sustain their careers
- However, barriers remain for Engineering due to substantial equivalence requirements for licensure reciprocity and for All Other Occupations given their exclusion of various occupations (doctors, architect, etc.) from the licensure portability statute
- If you have additional information or recently made changes to your State's licensure statutes, you can send the updated information to SAF.MRR.Workflow@us.af.mil for consideration and potential changes to the assessment.
- Change from 2019:** Colorado improved the temporary licensing process for the Engineering profession (HB 20-1326) and maintained a green assessment overall

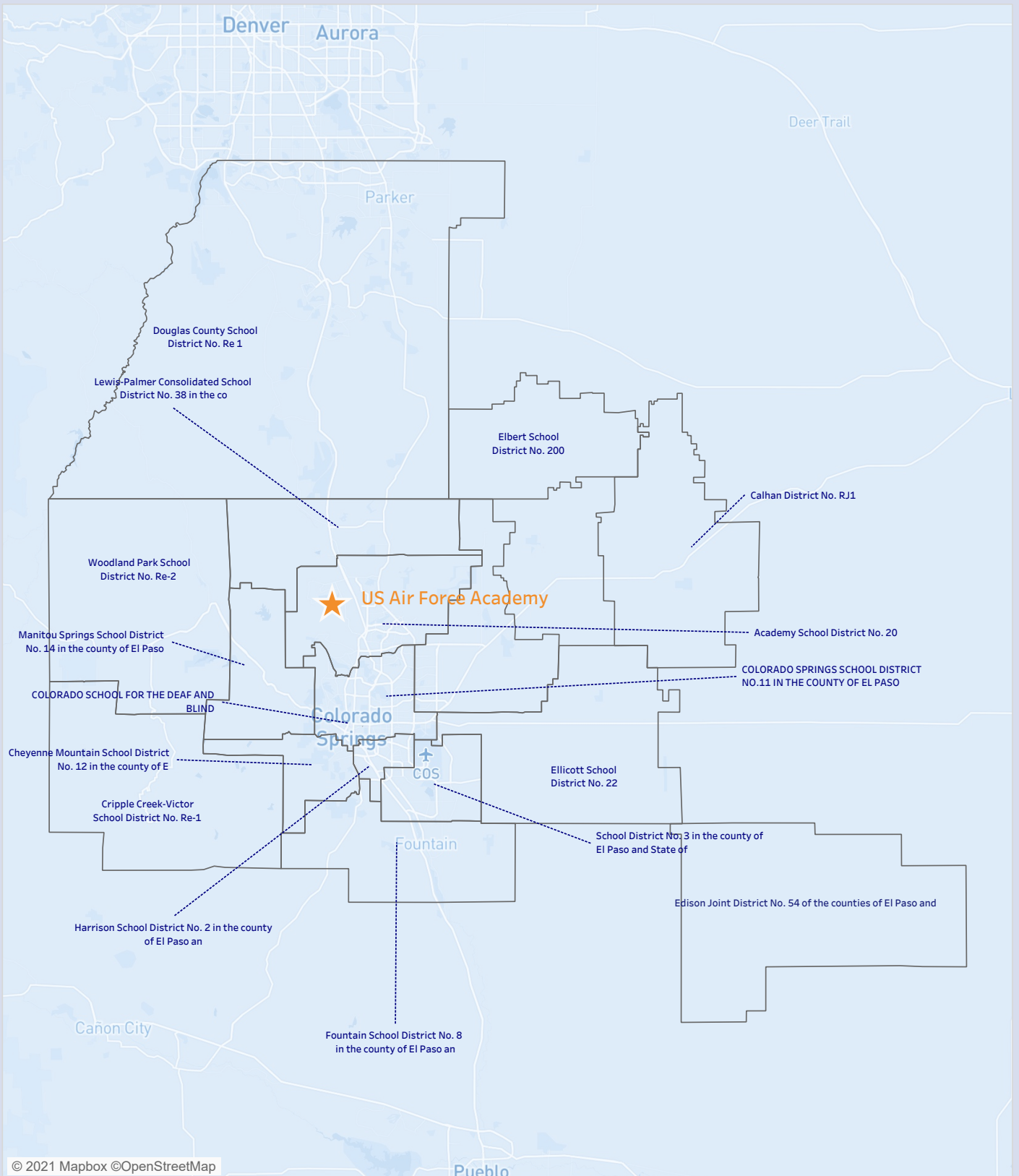
Additional notes:

- The education assessment cross references zip codes within the Military Housing Area (MHA) with zip codes of schools in the surrounding districts. Those school districts with zip codes that fall within the MHA of an installation are included in the analysis. In some locations, school district composition may have changed slightly due to the use of updated District IDs obtained from the Department of Education
- Graduation rates reflect a 4-year graduation, which was determined to be the expectation of Airmen, Guardians, and their families due to frequency of relocation
- The licensure assessment uses a checklist of licensure rules that states should have, and that they should avoid. For example, having a compact or temporary licensing rule and NOT having supervisory requirements are checklist items that lead to green. The Department of the Air Force reviewed state policies and programs intended to eliminate barriers to license portability for military spouses that were in effect as of 31 May 2021

For additional information on Education and Licensure assessment criteria, methodology and data sources, please see the Support of Military Families Background Information provided at www.af.mil under the Support to Families banner. All questions and feedback should be directed to SAF.MRR.Workflow@us.af.mil.

US Air Force Academy, Colorado

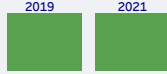
School Districts Map



Support of Military Families – 2021

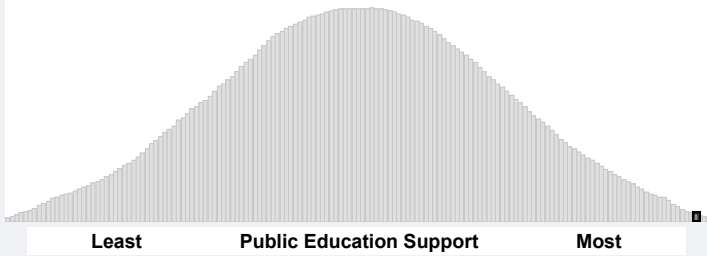
Bradley Air National Guard Base, Connecticut

Public Education *

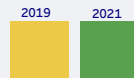


Key: ■ ≤ 33.3% < ■ < 66.7% ≤ ■ (Percentile)

Comparison of all 157 Air Force Installations



Academic Performance Criteria



Graduation Rate



Student Learning Rate



School Climate Criteria



Chronic Absenteeism Rate



Suspension Rate



Service Offering Criteria



Pre-Kindergarten Availability



Student to Counselor Ratio



Student to Mental Health Support Ratio




Student to Nurse Ratio



Student to Teacher Ratio

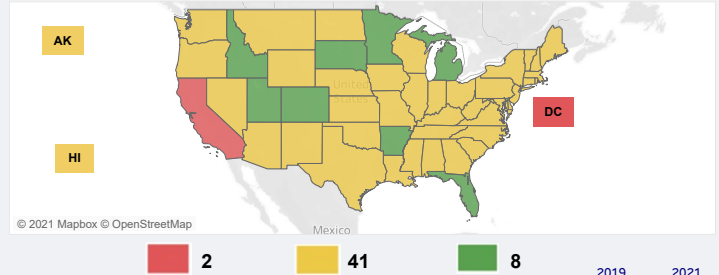


Licensure Portability

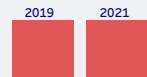


Key: ■ ≤ 1.50 < ■ < 4.00 ≤ ■ (Measure)

Licensure Portability in 50 States and DC



Accounting



Cosmetology



EMS



Engineering



Law



Nursing



Physical Therapy



Psychology



Teaching



Other Professions



Data Source	Most Recent Survey Time Period Utilized	Date Last Updated
State Laws, State Executive Orders, State Bar and Supreme Court Rules (Licensure)	Through May 2021	May 31, 2021

Areas Requiring Additional Support

Public Education

PreK



Public Education

Growth Measure



Public Education

Suspension Rate



Licensure Language

Professions

No statutes for military spouses. No statutes for military spouses. No expedited or temporary license. Substantial equivalence requirement. Previous experien..

Other Professions, Accounting, Cosmetology



Data Source	Most Recent Survey Time Period Utilized	Date Last Updated
Department of Education - Civil Rights Data Collection District and School Data	SY 2017-2018	October 2020
Department of Education - EDFacts Graduation Rates (District Level and School Level)	SY 2018-2019	November 2020
Department of Education - National Center for Education Statistics Common Core of Data Public Elementary / Secondary School Universe Survey Data	SY 2019-2020	March 2021
Department of Education - National Center for Education Statistics Common Core of Data (School Search)	SY 2018-19 School Details and Enrollment Characteristics	April 2020
	SY 2019-20 School Directory Information	July 2020
Center for Education Policy Analysis: Stanford Education Data Archive (SEDA)	SY 2008-2009 through SY2017-2018	February 2021

* Public Education is compiled using 60% Academic Performance, 20% School Climate, and 20% Service Offering.

Support of Military Families – 2021

Bradley Air National Guard Base, Connecticut

Education and Licensure Assessment Narrative

Public Education:

(This assessment is a comparative analysis using colors to graphically display results for all criteria and categories. The colors are assigned using percentiles, divided into thirds, to provide information about a location's relative position compared to all other Department of the Air Force installations assessed)

- Bradley ANGB received an overall green rating for public education as it fell within the top 33 percent of all Air Force installations assessed with a strong graduation rate as well as overall academic performance and school climate as the driving factors
- The areas with the lowest relative ranking which require additional state/community support include pre-kindergarten availability, student learning rate, and suspension rate
- Change from 2019:** Bradley's overall education rating did not shift from 2019, however, overall academic performance shifted from yellow to green, as did chronic absenteeism rate

Licensure Portability:

- The State of Connecticut received an overall yellow assessment for licensure portability indicating the State statutes contain barriers to licensure and certification portability for military spouses. This assessment is driven by the fact specific legislation designated for military spouses is omitted from all statutes. Additionally, Connecticut's licensure policies include substantial equivalence requirements that allow acceptance of another state's license if the requirements for obtaining the license are sufficiently similar to their own State's requirements and precludes acceptance if the requirements are not similar
- Significant barriers remain for Accounting and Cosmetology due to the requirement for applicants to have held a license for four and five years respectively
- However, there are no barriers for EMS given their inclusion in the National Registry of Emergency Medical Technicians and for Accountancy as the Board recognizes all states as substantially equivalent, thus allowing California to grant a practice privilege to transferring military spouses holding an accounting license
- If you have additional information or recently made changes to your State's licensure statutes, you can send the updated information to SAF.MRR.Workflow@us.af.mil for consideration and potential changes to the assessment.
- Change from 2019:** No change from the 2019 assessment and no changes to the State's statute

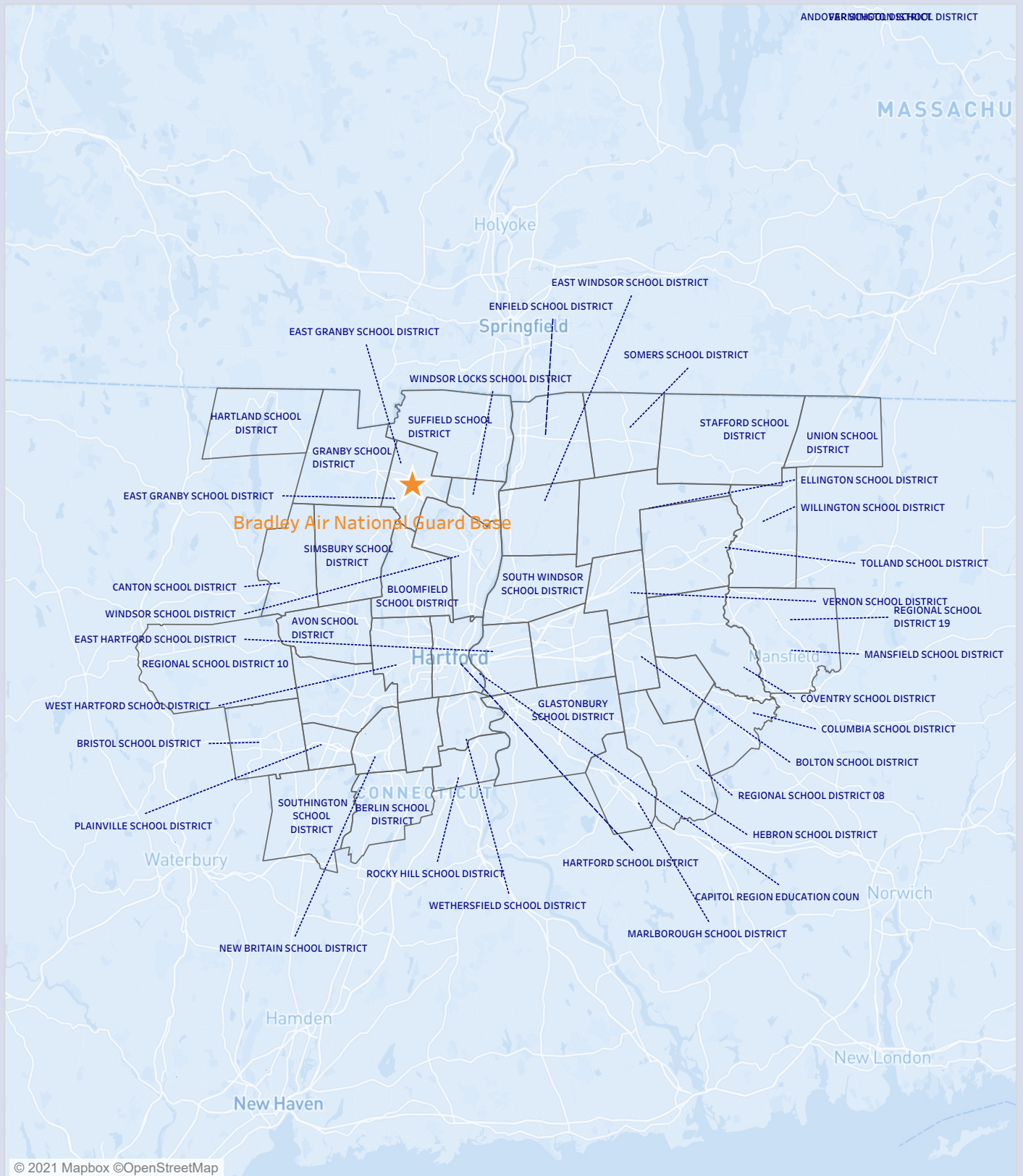
Additional notes:

- The education assessment cross references zip codes within the Military Housing Area (MHA) with zip codes of schools in the surrounding districts. Those school districts with zip codes that fall within the MHA of an installation are included in the analysis. In some locations, school district composition may have changed slightly due to the use of updated District IDs obtained from the Department of Education
- Graduation rates reflect a 4-year graduation, which was determined to be the expectation of Airmen, Guardians, and their families due to frequency of relocation
- The licensure assessment uses a checklist of licensure rules that states should have, and that they should avoid. For example, having a compact or temporary licensing rule and NOT having supervisory requirements are checklist items that lead to green. The Department of the Air Force reviewed state policies and programs intended to eliminate barriers to license portability for military spouses that were in effect as of 31 May 2021

For additional information on Education and Licensure assessment criteria, methodology and data sources, please see the Support of Military Families Background Information provided at www.af.mil under the Support to Families banner. All questions and feedback should be directed to SAF.MRR.Workflow@us.af.mil.

Bradley Air National Guard Base, Connecticut


School Districts Map



Support of Military Families – 2021

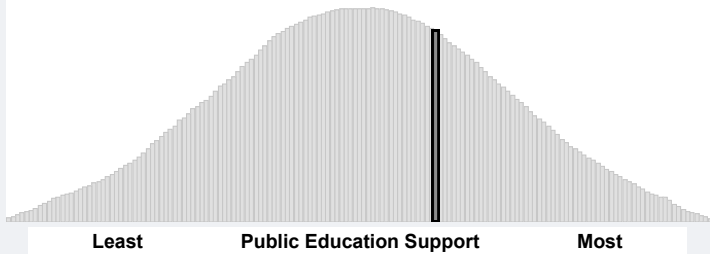
Joint Base Anacostia-Bolling, District of Columbia

Public Education *

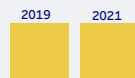


Key: ■ ≤ 33.3% < ■ < 66.7% ≤ ■ (Percentile)

Comparison of all 157 Air Force Installations



Academic Performance Criteria



Graduation Rate



Student Learning Rate



School Climate Criteria



Chronic Absenteeism Rate



Suspension Rate



Service Offering Criteria



Pre-Kindergarten Availability



Student to Counselor Ratio



Student to Mental Health Support Ratio



Student to Nurse Ratio



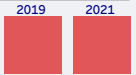
Student to Teacher Ratio



Data Source	Most Recent Survey Time Period Utilized	Date Last Updated
Department of Education - Civil Rights Data Collection District and School Data	SY 2017-2018	October 2020
Department of Education - EDFacts Graduation Rates (District Level and School Level)	SY 2018-2019	November 2020
Department of Education - National Center for Education Statistics Common Core of Data Public Elementary / Secondary School Universe Survey Data	SY 2019-2020	March 2021
Department of Education - National Center for Education Statistics Common Core of Data (School Search)	SY 2018-19 School Details and Enrollment Characteristics	April 2020
	SY 2019-20 School Directory Information	July 2020
Center for Education Policy Analysis: Stanford Education Data Archive (SEDA)	SY 2008-2009 through SY2017-2018	February 2021

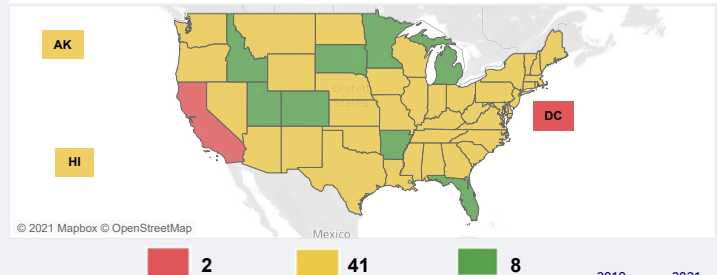
* Public Education is compiled using 60% Academic Performance, 20% School Climate, and 20% Service Offering.

Licensure Portability

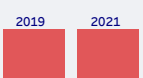


Key: ■ ≤ 1.50 < ■ < 4.00 ≤ ■ (Measure)

Licensure Portability in 50 States and DC



Accounting



Cosmetology



EMS



Engineering



Law



Nursing



Physical Therapy



Psychology



Teaching



Other Professions



Data Source	Most Recent Survey Time Period Utilized	Date Last Updated
State Laws, State Executive Orders, State Bar and Supreme Court Rules (Licensure)	Through May 2021	May 31, 2021

Areas Requiring Additional Support

Public Education

Student to Nurse



Public Education

Chronic Absenteeism



Public Education

Graduation Rates



Licensure Language

Professions

No MS rule, No statutes for military spouses, No statutes for military spouses Reciprocity process available Substantial equivalent requirements, No stat..

Law, Other Professions, Teaching, Accounting, Cosmetology, Psychology



Support of Military Families – 2021

Joint Base Anacostia-Bolling, District of Columbia

Education and Licensure Assessment Narrative

Public Education:

(This assessment is a comparative analysis using colors to graphically display results for all criteria and categories. The colors are assigned using percentiles, divided into thirds, to provide information about a location's relative position compared to all other Department of the Air Force installations assessed)

- JB Anacostia-Bolling received an overall yellow rating for public education as it fell within the middle 33 percent of all Air Force installations assessed
- The areas with the lowest relative ranking which require additional state/community support include student to nurse ratio, chronic absenteeism and graduation rates
- Change from 2019:** JB Anacostia-Bolling's overall education rating did not shift from 2019, however, graduation rate and student to nurse ratio shifted from yellow to red

Licensure Portability:

- The District of Columbia received an overall red assessment for licensure portability indicating statutes contain significant barriers to licensure and certification portability. This assessment is driven by substantial equivalence requirements that allow acceptance of another state's license if the requirements for obtaining the license are sufficiently similar to their own State's requirements and precludes acceptance if the requirements are not similar. Additionally, specific legislation designated for military spouses is absent from the statutes
- There are no barriers for the EMS profession due to their inclusion in the National Registry of Emergency Medical Technicians, however, barriers remain for the Engineering, Nursing, and Physical Therapy professions for having limited avenues available for endorsement and/or reciprocity
- If you have additional information or recently made changes to your State's licensure statutes, you can send the updated information to SAF.MRR.Workflow@us.af.mil for consideration and potential changes to the assessment.
- Change from 2019:** No change from the 2019 assessment and no changes to statute

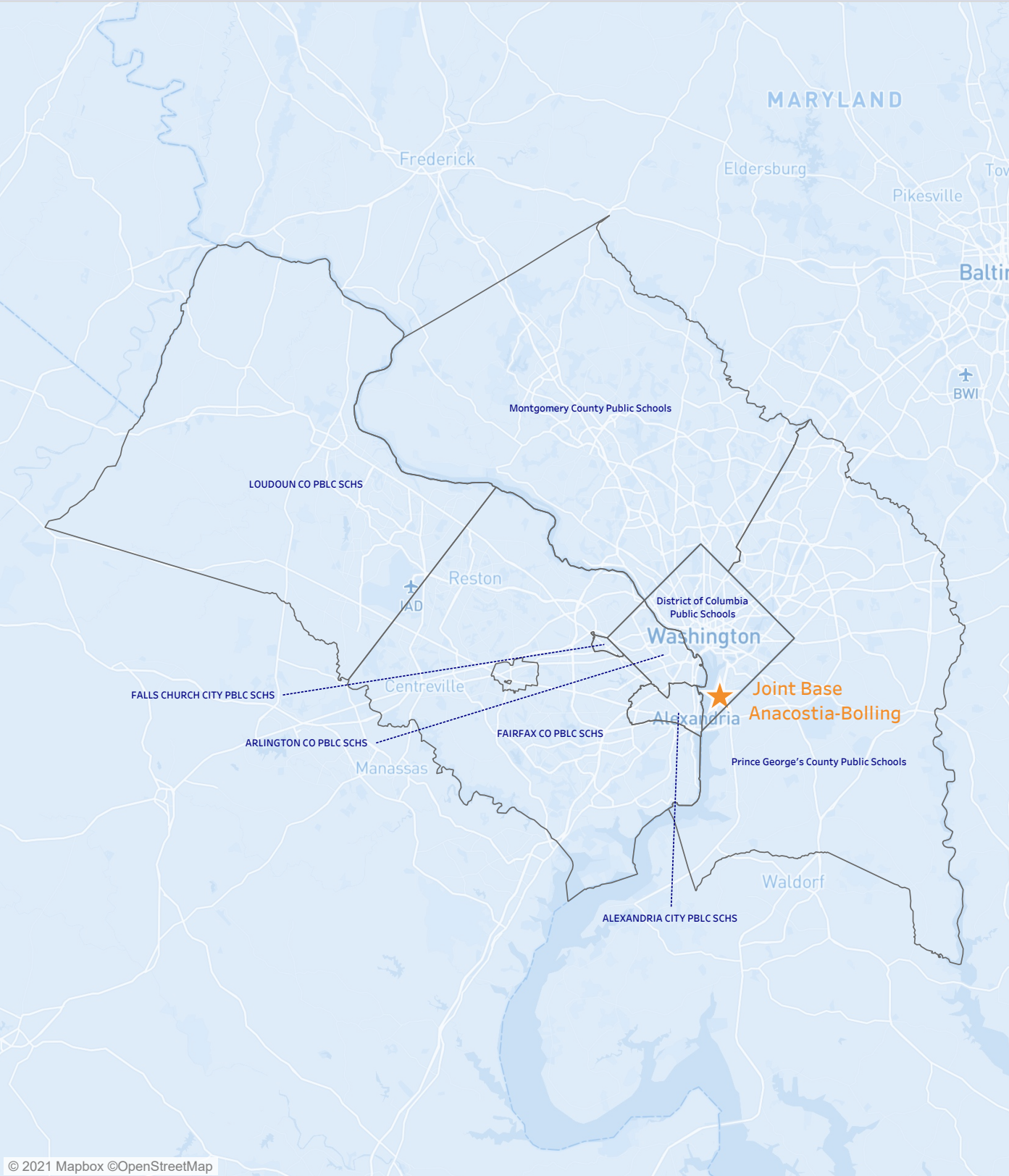
Additional notes:

- The education assessment cross references zip codes within the Military Housing Area (MHA) with zip codes of schools in the surrounding districts. Those school districts with zip codes that fall within the MHA of an installation are included in the analysis. In some locations, school district composition may have changed slightly due to the use of updated District IDs obtained from the Department of Education
- Graduation rates reflect a 4-year graduation, which was determined to be the expectation of Airmen, Guardians, and their families due to frequency of relocation
- The licensure assessment uses a checklist of licensure rules that states should have, and that they should avoid. For example, having a compact or temporary licensing rule and NOT having supervisory requirements are checklist items that lead to green. The Department of the Air Force reviewed state policies and programs intended to eliminate barriers to license portability for military spouses that were in effect as of 31 May 2021

For additional information on Education and Licensure assessment criteria, methodology and data sources, please see the Support of Military Families Background Information provided at www.af.mil under the Support to Families banner. All questions and feedback should be directed to SAF.MRR.Workflow@us.af.mil.

Joint Base Anacostia-Bolling, DC


School Districts Map



Support of Military Families – 2021

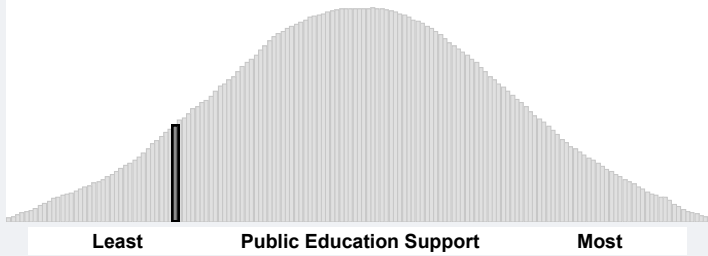
Dover Air Force Base, Delaware

Public Education *




Key: ■ ≤ 33.3% < ■ < 66.7% ≤ ■ (Percentile)

Comparison of all 157 Air Force Installations

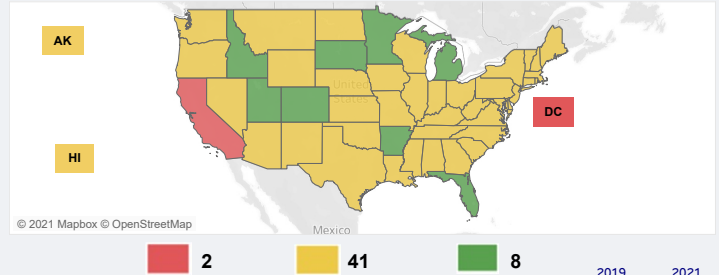


Licensure Portability

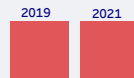


Key: ■ ≤ 1.50 < ■ < 4.00 ≤ ■ (Measure)

Licensure Portability in 50 States and DC



Academic Performance Criteria



Graduation Rate



Student Learning Rate



School Climate Criteria



Chronic Absenteeism Rate



Suspension Rate



Service Offering Criteria



Pre-Kindergarten Availability



Student to Counselor Ratio



Student to Mental Health Support Ratio



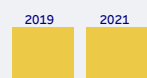
Student to Nurse Ratio



Student to Teacher Ratio



Accounting



Cosmetology



EMS



Engineering



Law



Nursing



Physical Therapy



Psychology



Teaching



Other Professions



Data Source	Most Recent Survey Time Period Utilized	Date Last Updated
State Laws, State Executive Orders, State Bar and Supreme Court Rules (Licensure)	Through May 2021	May 31, 2021

Data Source	Most Recent Survey Time Period Utilized	Date Last Updated
Department of Education - Civil Rights Data Collection District and School Data	SY 2017-2018	October 2020
Department of Education - EDfacts Graduation Rates (District Level and School Level)	SY 2018-2019	November 2020
Department of Education - National Center for Education Statistics Common Core of Data Public Elementary / Secondary School Universe Survey Data	SY 2019-2020	March 2021
Department of Education - National Center for Education Statistics Common Core of Data (School Search)	SY 2018-19 School Details and Enrollment Characteristics SY 2019-20 School Directory Information	April 2020 July 2020
Center for Education Policy Analysis: Stanford Education Data Archive (SEDA)	SY 2008-2009 through SY2017-2018	February 2021

* Public Education is compiled using 60% Academic Performance, 20% School Climate, and 20% Service Offering.

Areas Requiring Additional Support

Public Education

Suspension Rate



Public Education

Growth Measure



Public Education

PreK



Licensure Language

Professions

6 month provisional license Fees not waived Background materials required

Accounting, Cosmetology, EMS, Physical Therapy, Psychology, Teaching



Support of Military Families – 2021

Dover Air Force Base, Delaware

Education and Licensure Assessment Narrative

Public Education:

(This assessment is a comparative analysis using colors to graphically display results for all criteria and categories. The colors are assigned using percentiles, divided into thirds, to provide information about a location's relative position compared to all other Department of the Air Force installations assessed)

- Dover AFB received an overall red rating for public education as it fell within the bottom 33 percent of all Air Force installations assessed
- The areas with the lowest relative ranking which require additional state/community support include suspension rate, student learning rate, and pre-kindergarten availability
- Change from 2019:** Dover's overall education rating did not shift from 2019, however, student to teacher and student to counselor ratios shifted from green to yellow

Licensure Portability:

- The State of Delaware received an overall yellow assessment for licensure portability indicating the State statutes (primarily Del.C. § 8735) contain barriers to licensure and certification portability for military spouses. This assessment is driven by substantial equivalence requirements that allow acceptance of another state's license if the requirements for obtaining the license are sufficiently similar to their own State's requirements and precludes acceptance if the requirements are not similar
- Although Delaware has enacted legislation to join the Physical Therapy Compact, as of the time of this assessment, the compact benefits are not yet provided to military spouses as additional requirements need to be met in order for Delaware to fully receive all of the compact privileges
- However, there are no barriers for Law which provides a temporary license with no supervisory requirements, or for Nursing due to their inclusion in the Nurse Licensure Compact
- If you have additional information or recently made changes to your State's licensure statutes, you can send the updated information to SAF.MRR.Workflow@us.af.mil for consideration and potential changes to the assessment
- Change from 2019:** While Delaware made progress by joining the Physical Therapy Compact, the State's overall assessment remained the same

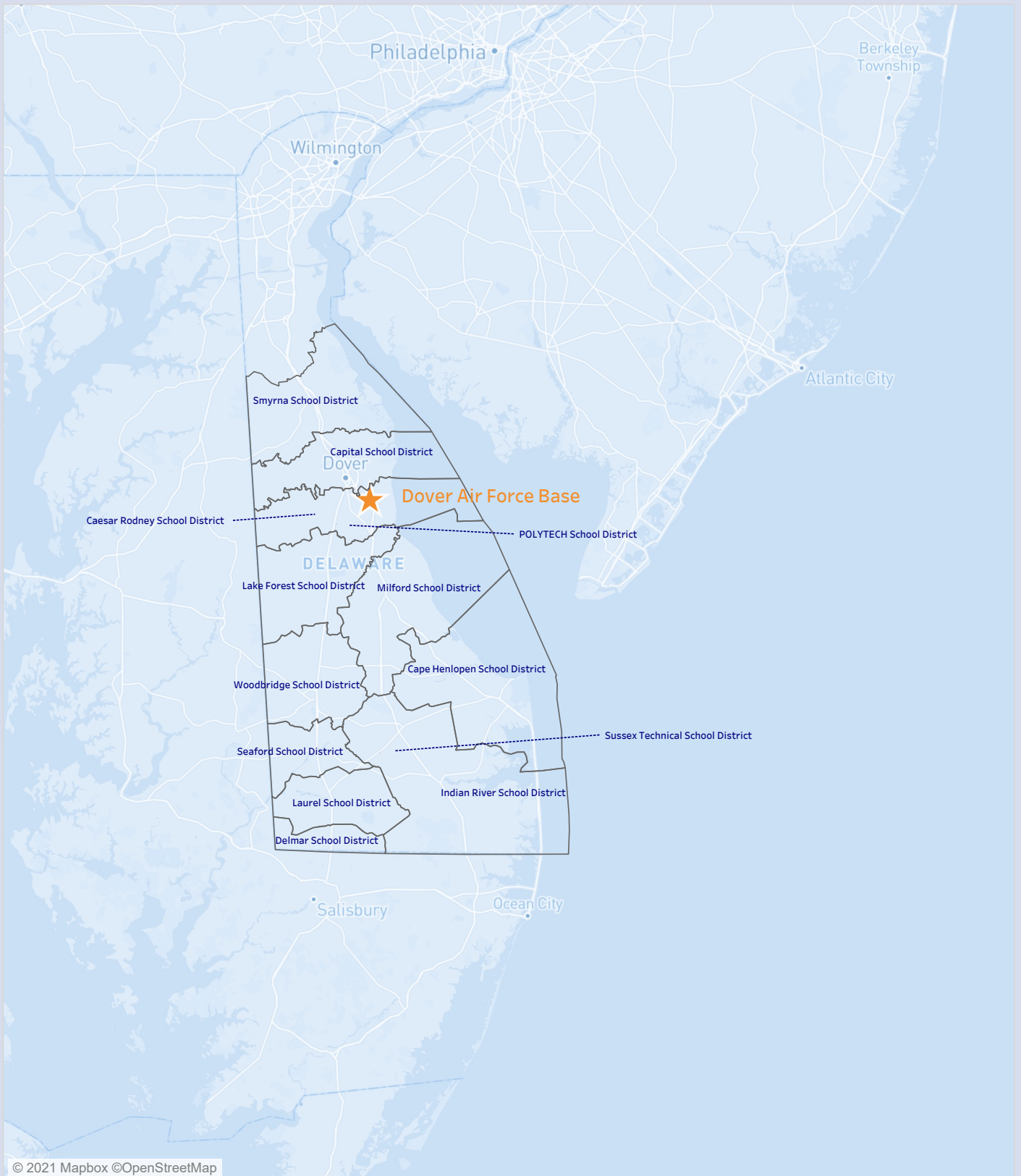
Additional notes:

- The education assessment cross references zip codes within the Military Housing Area (MHA) with zip codes of schools in the surrounding districts. Those school districts with zip codes that fall within the MHA of an installation are included in the analysis. In some locations, school district composition may have changed slightly due to the use of updated District IDs obtained from the Department of Education
- Graduation rates reflect a 4-year graduation, which was determined to be the expectation of Airmen, Guardians, and their families due to frequency of relocation
- The licensure assessment uses a checklist of licensure rules that states should have, and that they should avoid. For example, having a compact or temporary licensing rule and NOT having supervisory requirements are checklist items that lead to green. The Department of the Air Force reviewed state policies and programs intended to eliminate barriers to license portability for military spouses that were in effect as of 31 May 2021

For additional information on Education and Licensure assessment criteria, methodology and data sources, please see the Support of Military Families Background Information provided at www.af.mil under the Support to Families banner. All questions and feedback should be directed to SAF.MRR.Workflow@us.af.mil .

Dover Air Force Base, Delaware

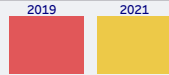
School Districts Map



Support of Military Families – 2021

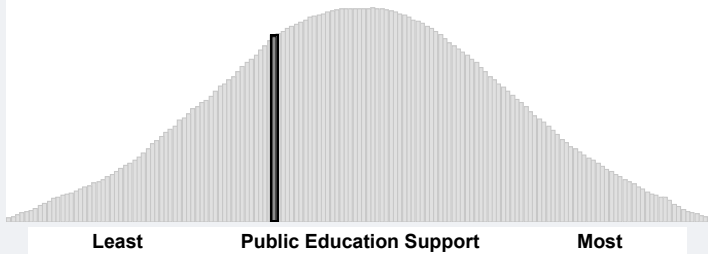
New Castle Air National Guard Base, Delaware

Public Education *

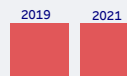


Key: ■ ≤ 33.3% < ■ < 66.7% ≤ ■ (Percentile)

Comparison of all 157 Air Force Installations



Academic Performance Criteria



Graduation Rate



Student Learning Rate



School Climate Criteria



Chronic Absenteeism Rate



Suspension Rate



Service Offering Criteria



Pre-Kindergarten Availability



Student to Counselor Ratio



Student to Mental Health Support Ratio



Student to Nurse Ratio




Student to Teacher Ratio



Data Source	Most Recent Survey Time Period Utilized	Date Last Updated
Department of Education - Civil Rights Data Collection District and School Data	SY 2017-2018	October 2020
Department of Education - ED Facts Graduation Rates (District Level and School Level)	SY 2018-2019	November 2020
Department of Education - National Center for Education Statistics Common Core of Data Public Elementary / Secondary School Universe Survey Data	SY 2019-2020	March 2021
Department of Education - National Center for Education Statistics Common Core of Data (School Search)	SY 2018-19 School Details and Enrollment Characteristics	April 2020
	SY 2019-20 School Directory Information	July 2020
Center for Education Policy Analysis: Stanford Education Data Archive (SEDA)	SY 2008-2009 through SY2017-2018	February 2021

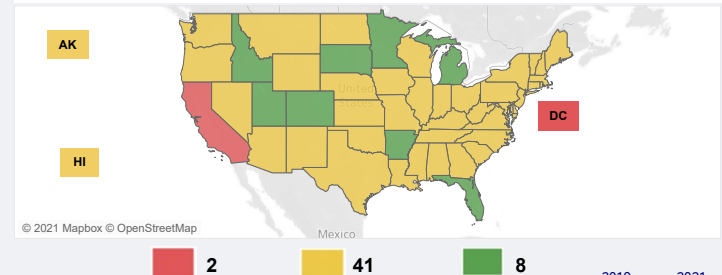
* Public Education is compiled using 60% Academic Performance, 20% School Climate, and 20% Service Offering.

Licensure Portability




Key: ■ ≤ 1.50 < ■ < 4.00 ≤ ■ (Measure)

Licensure Portability in 50 States and DC



Accounting



Cosmetology



EMS



Engineering



Law



Nursing



Physical Therapy



Psychology



Teaching



Other Professions



Data Source	Most Recent Survey Time Period Utilized	Date Last Updated
State Laws, State Executive Orders, State Bar and Supreme Court Rules (Licensure)	Through May 2021	May 31, 2021

Areas Requiring Additional Support

Public Education

Graduation Rates



Public Education

Chronic Absenteeism



Public Education

PreK



Licensure Language

Substantial equivalency requirements Must have 2 years experience in past 5 years

Professions

Accounting, Cosmetology, Engineering, EMS, Physical Therapy, Psychology, Teaching



Support of Military Families – 2021

New Castle Air National Guard Base, Delaware

Education and Licensure Assessment Narrative

Public Education:

(This assessment is a comparative analysis using colors to graphically display results for all criteria and categories. The colors are assigned using percentiles, divided into thirds, to provide information about a location's relative position compared to all other Department of the Air Force installations assessed)

- New Castle Air NGB received an overall yellow rating for public education as it fell within the middle 33 percent of all Air Force installations assessed
- The areas with the lowest relative ranking which require additional state/community support include graduation rate, chronic absenteeism rate, and pre-kindergarten availability
- Change from 2019:** New Castle's overall education rating shifted from red to yellow as did overall school climate. Additionally, student to counselor ratio shifted from yellow to green

Licensure Portability:

- The State of Delaware received an overall yellow assessment for licensure portability indicating the State statutes (primarily Del.C. § 8735) contain barriers to licensure and certification portability for military spouses. This assessment is driven by substantial equivalence requirements that allow acceptance of another state's license if the requirements for obtaining the license are sufficiently similar to their own State's requirements and precludes acceptance if the requirements are not similar
- Although Delaware has enacted legislation to join the Physical Therapy Compact, as of the time of this assessment, the compact benefits are not yet provided to military spouses as additional requirements need to be met in order for Delaware to fully receive all of the compact privileges
- However, there are no barriers for Law which provides a temporary license with no supervisory requirements, or for Nursing due to their inclusion in the Nurse Licensure Compact
- If you have additional information or recently made changes to your State's licensure statutes, you can send the updated information to SAF.MRR.Workflow@us.af.mil for consideration and potential changes to the assessment
- Change from 2019:** While Delaware made progress by joining the Physical Therapy Compact, the State's overall assessment remained the same

Additional notes:

- The education assessment cross references zip codes within the Military Housing Area (MHA) with zip codes of schools in the surrounding districts. Those school districts with zip codes that fall within the MHA of an installation are included in the analysis. In some locations, school district composition may have changed slightly due to the use of updated District IDs obtained from the Department of Education
- Graduation rates reflect a 4-year graduation, which was determined to be the expectation of Airmen, Guardians, and their families due to frequency of relocation
- The licensure assessment uses a checklist of licensure rules that states should have, and that they should avoid. For example, having a compact or temporary licensing rule and NOT having supervisory requirements are checklist items that lead to green. The Department of the Air Force reviewed state policies and programs intended to eliminate barriers to license portability for military spouses that were in effect as of 31 May 2021

For additional information on Education and Licensure assessment criteria, methodology and data sources, please see the Support of Military Families Background Information provided at www.af.mil under the Support to Families banner. All questions and feedback should be directed to SAF.MRR.Workflow@us.af.mil .

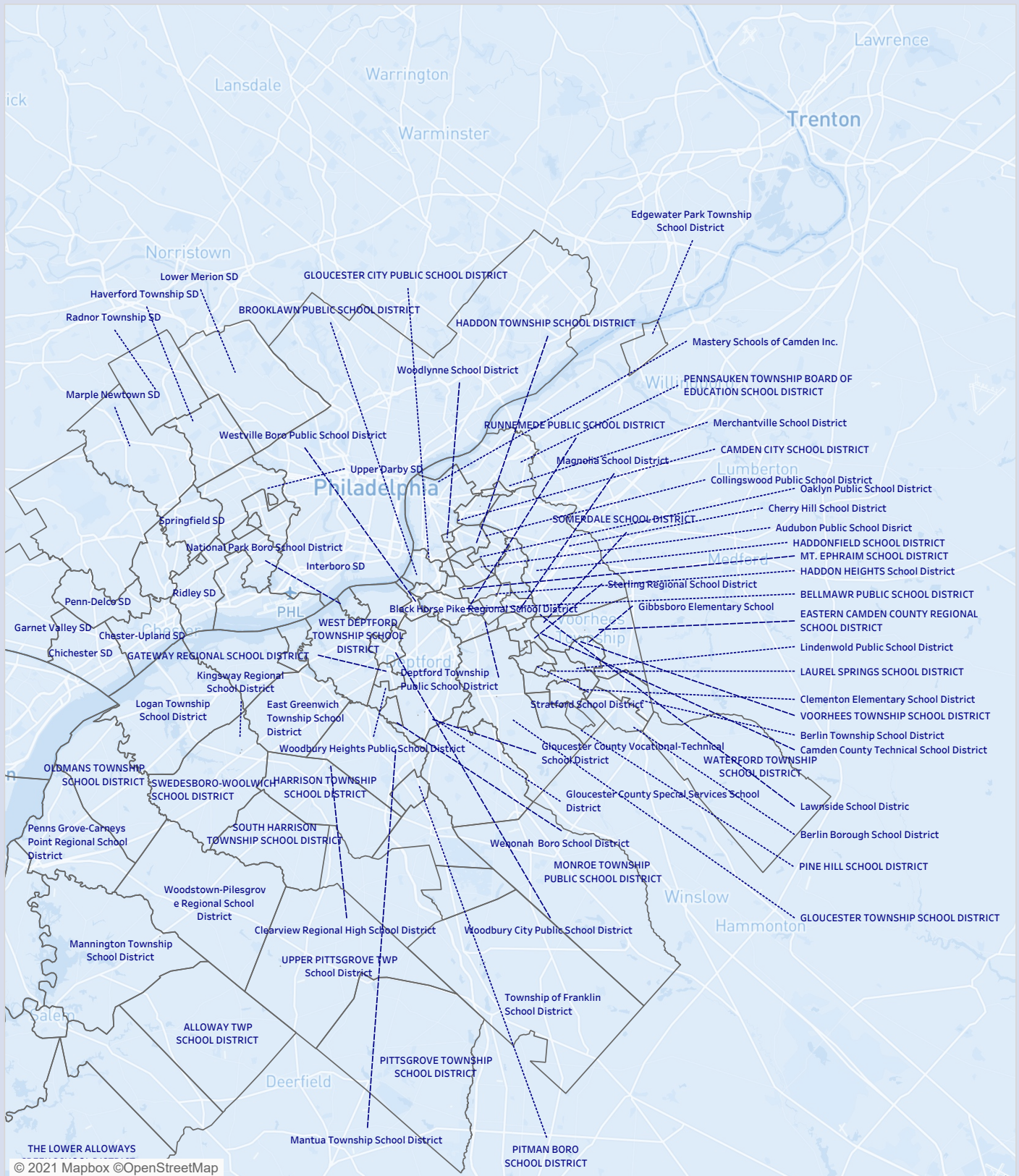
New Castle Air National Guard Base, Delaware

School Districts Map



New Castle Air National Guard Base, Delaware

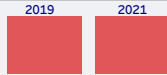
School Districts Map



Support of Military Families – 2021

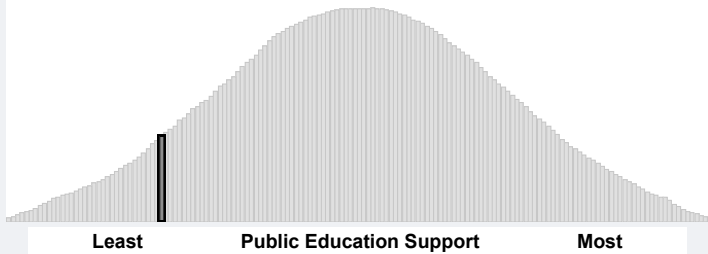
Cape Canaveral Space Force Station, Florida

Public Education *




Key: ■ ≤ 33.3% < ■ < 66.7% ≤ ■ (Percentile)

Comparison of all 157 Air Force Installations

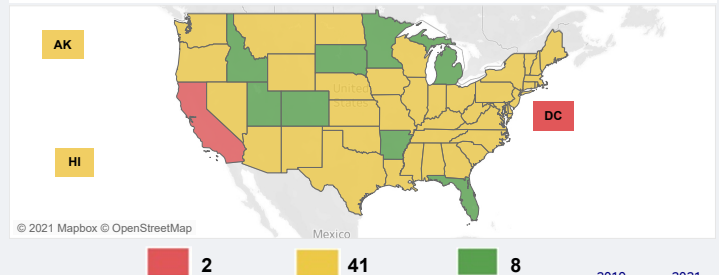


Licensure Portability

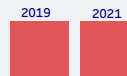


Key: ■ ≤ 1.50 < ■ < 4.00 ≤ ■ (Measure)

Licensure Portability in 50 States and DC



Academic Performance Criteria



Graduation Rate



Student Learning Rate



School Climate Criteria



Chronic Absenteeism Rate



Suspension Rate



Service Offering Criteria



Pre-Kindergarten Availability



Student to Counselor Ratio



Student to Mental Health Support Ratio



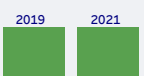
Student to Nurse Ratio



Student to Teacher Ratio



Accounting



Cosmetology



EMS



Engineering



Law



Nursing



Physical Therapy



Psychology



Teaching



Other Professions



Data Source	Most Recent Survey Time Period Utilized	Date Last Updated
State Laws, State Executive Orders, State Bar and Supreme Court Rules (Licensure)	Through May 2021	May 31, 2021

Data Source	Most Recent Survey Time Period Utilized	Date Last Updated
Department of Education - Civil Rights Data Collection District and School Data	SY 2017-2018	October 2020
Department of Education - ED Facts Graduation Rates (District Level and School Level)	SY 2018-2019	November 2020
Department of Education - National Center for Education Statistics Common Core of Data Public Elementary / Secondary School Universe Survey Data	SY 2019-2020	March 2021
Department of Education - National Center for Education Statistics Common Core of Data (School Search)	SY 2018-19 School Details and Enrollment Characteristics	April 2020
	SY 2019-20 School Directory Information	July 2020
Center for Education Policy Analysis: Stanford Education Data Archive (SEDA)	SY 2008-2009 through SY2017-2018	February 2021

* Public Education is compiled using 60% Academic Performance, 20% School Climate, and 20% Service Offering.

Areas Requiring Additional Support

Public Education

Student to Nurse



Public Education

Growth Measure



Public Education

Mental Health Support



Support of Military Families – 2021

Cape Canaveral Space Force Station, Florida

Education and Licensure Assessment Narrative

Public Education:

(This assessment is a comparative analysis using colors to graphically display results for all criteria and categories. The colors are assigned using percentiles, divided into thirds, to provide information about a location's relative position compared to all other Department of the Air Force installations assessed)

- Cape Canaveral SFS received an overall red rating for public education as it fell within the bottom 33 percent of all Air Force installations assessed
- The areas with the lowest relative ranking which require additional state/community support include student to nurse ratio, student learning rate, and student to mental health support ratio
- Change from 2019:** Cape Canaveral's overall education rating did not shift from 2019, however, student to counselor ratio shifted from red to yellow

Licensure Portability:

- The State of Florida received an overall green assessment for licensure portability indicating State statutes (primarily West's F.S.A. § 455.02) are effective in removing barriers to licensure and certification portability. Military spouses can easily transfer professional licenses and certificates from other states and sustain their careers. All occupations were assessed green
- If you have additional information or recently made changes to your State's licensure statutes, you can send the updated information to SAF.MRR.Workflow@us.af.mil for consideration and potential changes to the assessment.
- Change from 2019:** No change from the 2019 assessment and no changes to the state's statute

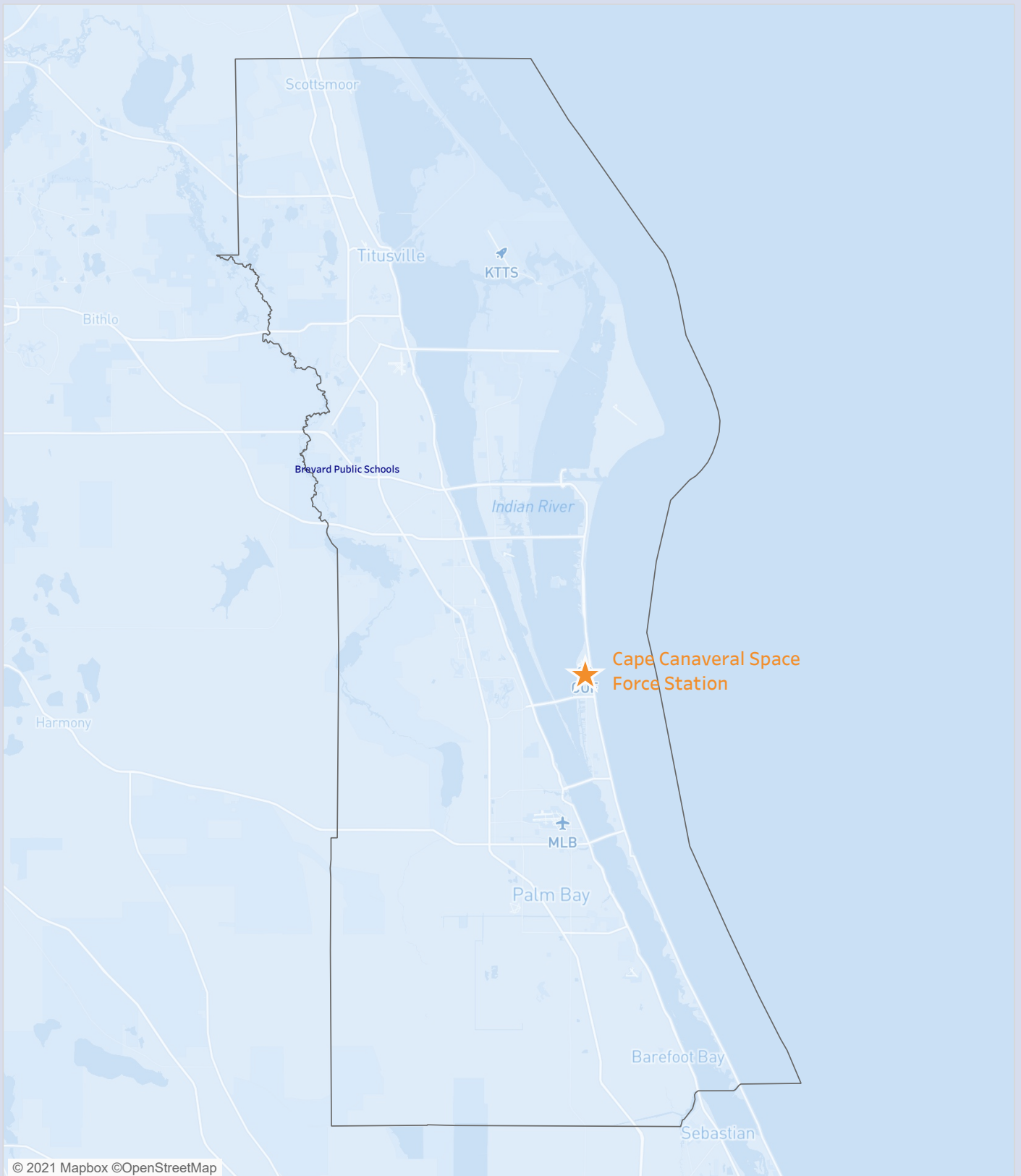
Additional notes:

- The education assessment cross references zip codes within the Military Housing Area (MHA) with zip codes of schools in the surrounding districts. Those school districts with zip codes that fall within the MHA of an installation are included in the analysis. In some locations, school district composition may have changed slightly due to the use of updated District IDs obtained from the Department of Education
- Graduation rates reflect a 4-year graduation, which was determined to be the expectation of Airmen, Guardians, and their families due to frequency of relocation
- The licensure assessment uses a checklist of licensure rules that states should have, and that they should avoid. For example, having a compact or temporary licensing rule and NOT having supervisory requirements are checklist items that lead to green. The Department of the Air Force reviewed state policies and programs intended to eliminate barriers to license portability for military spouses that were in effect as of 31 May 2021

For additional information on Education and Licensure assessment criteria, methodology and data sources, please see the Support of Military Families Background Information provided at www.af.mil under the Support to Families banner. All questions and feedback should be directed to SAF.MRR.Workflow@us.af.mil.

Cape Canaveral Space Force Station, Florida

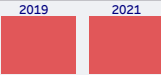
School Districts Map



Support of Military Families – 2021

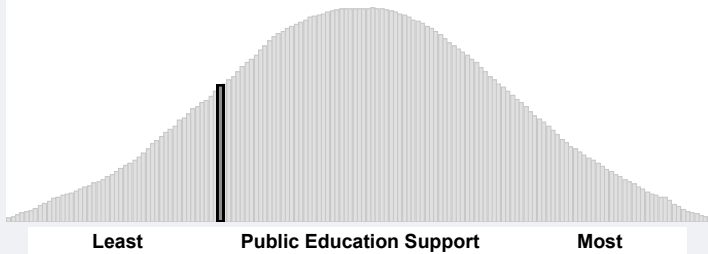
Duke Field, Florida

Public Education *




Key: ■ ≤ 33.3% < ■ < 66.7% ≤ ■ (Percentile)

Comparison of all 157 Air Force Installations

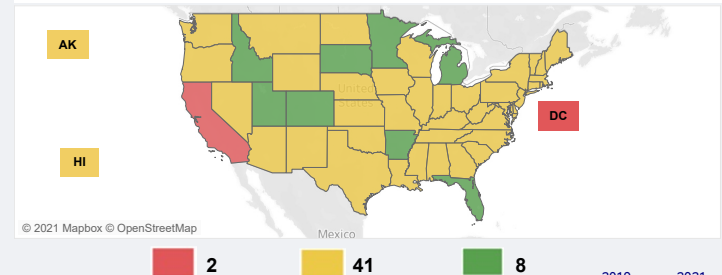


Licensure Portability

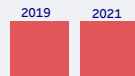


Key: ■ ≤ 1.50 < ■ < 4.00 ≤ ■ (Measure)

Licensure Portability in 50 States and DC



Academic Performance Criteria



Graduation Rate



Student Learning Rate



School Climate Criteria



Chronic Absenteeism Rate



Suspension Rate



Service Offering Criteria



Pre-Kindergarten Availability



Student to Counselor Ratio



Student to Mental Health Support Ratio




Student to Nurse Ratio




Student to Teacher Ratio




Accounting




Cosmetology




EMS




Engineering




Law




Nursing




Physical Therapy




Psychology



Teaching



Other Professions



Data Source	Most Recent Survey Time Period Utilized	Date Last Updated
State Laws, State Executive Orders, State Bar and Supreme Court Rules (Licensure)	Through May 2021	May 31, 2021

Data Source	Most Recent Survey Time Period Utilized	Date Last Updated
Department of Education - Civil Rights Data Collection District and School Data	SY 2017-2018	October 2020
Department of Education - EDfacts Graduation Rates (District Level and School Level)	SY 2018-2019	November 2020
Department of Education - National Center for Education Statistics Common Core of Data Public Elementary / Secondary School Universe Survey Data	SY 2019-2020	March 2021
Department of Education - National Center for Education Statistics Common Core of Data (School Search)	SY 2018-19 School Details and Enrollment Characteristics SY 2019-20 School Directory Information	April 2020 July 2020
Center for Education Policy Analysis: Stanford Education Data Archive (SEDA)	SY 2008-2009 through SY2017-2018	February 2021

* Public Education is compiled using 60% Academic Performance, 20% School Climate, and 20% Service Offering.

Areas Requiring Additional Support

Public Education

Mental Health Support



Public Education

Student Learning Rate



Public Education

Growth Measure



Support of Military Families – 2021

Duke Field, Florida

Education and Licensure Assessment Narrative

Public Education:

(This assessment is a comparative analysis using colors to graphically display results for all criteria and categories. The colors are assigned using percentiles, divided into thirds, to provide information about a location's relative position compared to all other Department of the Air Force installations assessed)

- Duke Field received an overall red rating for public education as it fell within the bottom 33 percent of all Air Force installations assessed
- The areas with the lowest relative ranking which require additional state/community support include student to mental health support and student to nurse ratios, as well as student learning rate
- Change from 2019:** Duke Field's overall education rating did not shift from 2019, however, overall service offering shifted from red to yellow

Licensure Portability:

- The State of Florida received an overall green assessment for licensure portability indicating State statutes (primarily West's F.S.A. § 455.02) are effective in removing barriers to licensure and certification portability. Military spouses can easily transfer professional licenses and certificates from other states and sustain their careers. All occupations were assessed green
- If you have additional information or recently made changes to your State's licensure statutes, you can send the updated information to SAF.MRR.Workflow@us.af.mil for consideration and potential changes to the assessment.
- Change from 2019:** No change from the 2019 assessment and no changes to the state's statute

Additional notes:

- The education assessment cross references zip codes within the Military Housing Area (MHA) with zip codes of schools in the surrounding districts. Those school districts with zip codes that fall within the MHA of an installation are included in the analysis. In some locations, school district composition may have changed slightly due to the use of updated District IDs obtained from the Department of Education
- Graduation rates reflect a 4-year graduation, which was determined to be the expectation of Airmen, Guardians, and their families due to frequency of relocation
- The licensure assessment uses a checklist of licensure rules that states should have, and that they should avoid. For example, having a compact or temporary licensing rule and NOT having supervisory requirements are checklist items that lead to green. The Department of the Air Force reviewed state policies and programs intended to eliminate barriers to license portability for military spouses that were in effect as of 31 May 2021

For additional information on Education and Licensure assessment criteria, methodology and data sources, please see the Support of Military Families Background Information provided at www.af.mil under the Support to Families banner. All questions and feedback should be directed to SAF.MRR.Workflow@us.af.mil.

Duke Field, Florida


School Districts Map



Support of Military Families – 2021

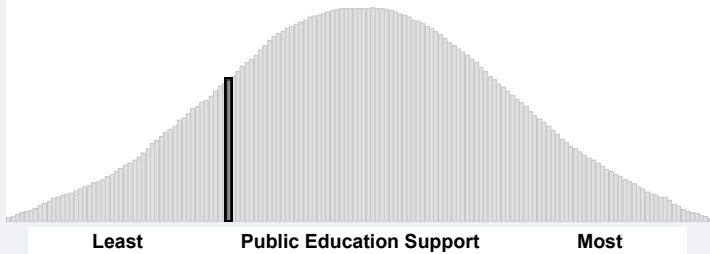
Eglin Air Force Base, Florida

Public Education *




Key: ■ ≤ 33.3% < ■ < 66.7% ≤ ■ (Percentile)

Comparison of all 157 Air Force Installations

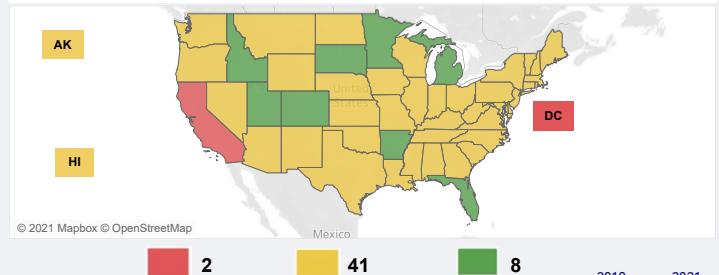


Licensure Portability

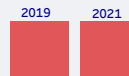


Key: ■ ≤ 1.50 < ■ < 4.00 ≤ ■ (Measure)

Licensure Portability in 50 States and DC



Academic Performance Criteria



Graduation Rate



Student Learning Rate



School Climate Criteria



Chronic Absenteeism Rate



Suspension Rate



Service Offering Criteria



Pre-Kindergarten Availability



Student to Counselor Ratio



Student to Mental Health Support Ratio



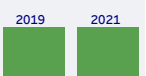
Student to Nurse Ratio



Student to Teacher Ratio



Accounting



Cosmetology



EMS



Engineering



Law



Nursing



Physical Therapy



Psychology



Teaching



Other Professions



Data Source	Most Recent Survey Time Period Utilized	Date Last Updated
State Laws, State Executive Orders, State Bar and Supreme Court Rules (Licensure)	Through May 2021	May 31, 2021

Data Source	Most Recent Survey Time Period Utilized	Date Last Updated
Department of Education - Civil Rights Data Collection District and School Data	SY 2017-2018	October 2020
Department of Education - EDFACTS Graduation Rates (District Level and School Level)	SY 2018-2019	November 2020
Department of Education - National Center for Education Statistics Common Core of Data Public Elementary / Secondary School Universe Survey Data	SY 2019-2020	March 2021
Department of Education - National Center for Education Statistics Common Core of Data (School Search)	SY 2018-19 School Details and Enrollment Characteristics	April 2020
	SY 2019-20 School Directory Information	July 2020
Center for Education Policy Analysis: Stanford Education Data Archive (SEDA)	SY 2008-2009 through SY2017-2018	February 2021

* Public Education is compiled using 60% Academic Performance, 20% School Climate, and 20% Service Offering.

Areas Requiring Additional Support

Public Education

Mental Health Support



Public Education

Student Learning Rate



Public Education

Growth Measure



Support of Military Families – 2021

Eglin Air Force Base, Florida

Education and Licensure Assessment Narrative

Public Education:

(This assessment is a comparative analysis using colors to graphically display results for all criteria and categories. The colors are assigned using percentiles, divided into thirds, to provide information about a location's relative position compared to all other Department of the Air Force installations assessed)

- Eglin AFB received an overall red rating for public education as it fell within the bottom 33 percent of all Air Force installations assessed
- The areas with the lowest relative ranking which require additional state/community support include student to mental health support and student to nurse ratios, as well as student learning rate
- Change from 2019:** Eglin's overall education rating did not shift from 2019, however, overall service offering shifted from red to yellow

Licensure Portability:

- The State of Florida received an overall green assessment for licensure portability indicating State statutes (primarily West's F.S.A. § 455.02) are effective in removing barriers to licensure and certification portability. Military spouses can easily transfer professional licenses and certificates from other states and sustain their careers. All occupations were assessed green
- If you have additional information or recently made changes to your State's licensure statutes, you can send the updated information to SAF.MRR.Workflow@us.af.mil for consideration and potential changes to the assessment.
- Change from 2019:** No change from the 2019 assessment and no changes to the state's statute

Additional notes:

- The education assessment cross references zip codes within the Military Housing Area (MHA) with zip codes of schools in the surrounding districts. Those school districts with zip codes that fall within the MHA of an installation are included in the analysis. In some locations, school district composition may have changed slightly due to the use of updated District IDs obtained from the Department of Education
- Graduation rates reflect a 4-year graduation, which was determined to be the expectation of Airmen, Guardians, and their families due to frequency of relocation
- The licensure assessment uses a checklist of licensure rules that states should have, and that they should avoid. For example, having a compact or temporary licensing rule and NOT having supervisory requirements are checklist items that lead to green. The Department of the Air Force reviewed state policies and programs intended to eliminate barriers to license portability for military spouses that were in effect as of 31 May 2021

For additional information on Education and Licensure assessment criteria, methodology and data sources, please see the Support of Military Families Background Information provided at www.af.mil under the Support to Families banner. All questions and feedback should be directed to SAF.MRR.Workflow@us.af.mil.

Eglin Air Force Base, Florida


School Districts Map



Support of Military Families – 2021

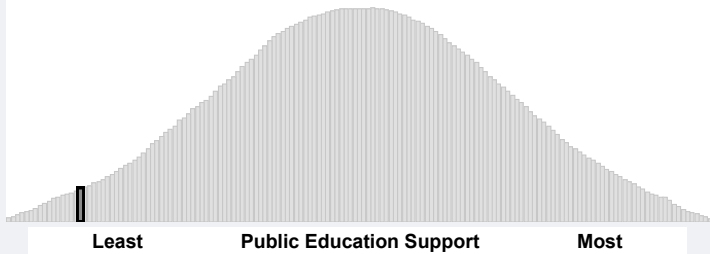
Homestead Air Reserve Base, Florida

Public Education *

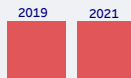


Key: ■ ≤ 33.3% < ■ < 66.7% ≤ ■ (Percentile)

Comparison of all 157 Air Force Installations



Academic Performance Criteria



Graduation Rate



Student Learning Rate



School Climate Criteria



Chronic Absenteeism Rate



Suspension Rate



Service Offering Criteria



Pre-Kindergarten Availability



Student to Counselor Ratio



Student to Mental Health Support Ratio




Student to Nurse Ratio



Student to Teacher Ratio

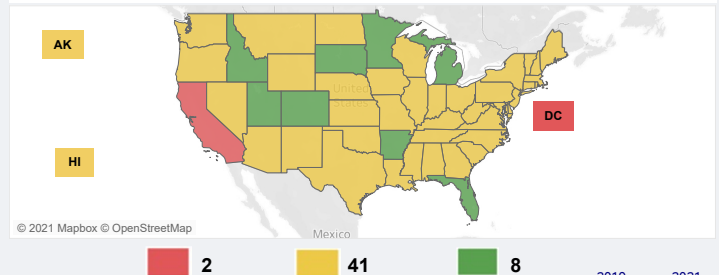


Licensure Portability

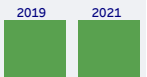


Key: ■ ≤ 1.50 < ■ < 4.00 ≤ ■ (Measure)

Licensure Portability in 50 States and DC



Accounting



Cosmetology



EMS



Engineering



Law



Nursing



Physical Therapy



Psychology



Teaching



Other Professions



Data Source	Most Recent Survey Time Period Utilized	Date Last Updated
State Laws, State Executive Orders, State Bar and Supreme Court Rules (Licensure)	Through May 2021	May 31, 2021

Data Source	Most Recent Survey Time Period Utilized	Date Last Updated
Department of Education - Civil Rights Data Collection District and School Data	SY 2017-2018	October 2020
Department of Education - EDFacts Graduation Rates (District Level and School Level)	SY 2018-2019	November 2020
Department of Education - National Center for Education Statistics Common Core of Data Public Elementary / Secondary School Universe Survey Data	SY 2019-2020	March 2021
Department of Education - National Center for Education Statistics Common Core of Data (School Search)	SY 2018-19 School Details and Enrollment Characteristics SY 2019-20 School Directory Information	April 2020 July 2020
Center for Education Policy Analysis: Stanford Education Data Archive (SEDA)	SY 2008-2009 through SY2017-2018	February 2021

* Public Education is compiled using 60% Academic Performance, 20% School Climate, and 20% Service Offering.

Areas Requiring Additional Support

Public Education

Growth Measure



Public Education

Mental Health Support



Public Education

Student to Nurse



Support of Military Families – 2021

Homestead Air Reserve Base, Florida

Education and Licensure Assessment Narrative

Public Education:

(This assessment is a comparative analysis using colors to graphically display results for all criteria and categories. The colors are assigned using percentiles, divided into thirds, to provide information about a location's relative position compared to all other Department of the Air Force installations assessed)

- Homestead ARB received an overall red rating for public education as it fell within the bottom 33 percent of all Air Force installations assessed
- The areas with the lowest relative ranking which require additional state/community support include student learning rate and student to mental health support and student to nurse ratios
- Change from 2019:** Homestead's overall education rating did not shift from 2019, however, overall service offering shifted from yellow to green as student to teacher ratio shifted from red to yellow. Additionally, overall school climate shifted from green to yellow as suspension rate did the same

Licensure Portability:

- The State of Florida received an overall green assessment for licensure portability indicating State statutes (primarily West's F.S.A. § 455.02) are effective in removing barriers to licensure and certification portability. Military spouses can easily transfer professional licenses and certificates from other states and sustain their careers. All occupations were assessed green
- If you have additional information or recently made changes to your State's licensure statutes, you can send the updated information to SAF.MRR.Workflow@us.af.mil for consideration and potential changes to the assessment.
- Change from 2019:** No change from the 2019 assessment and no changes to the state's statute

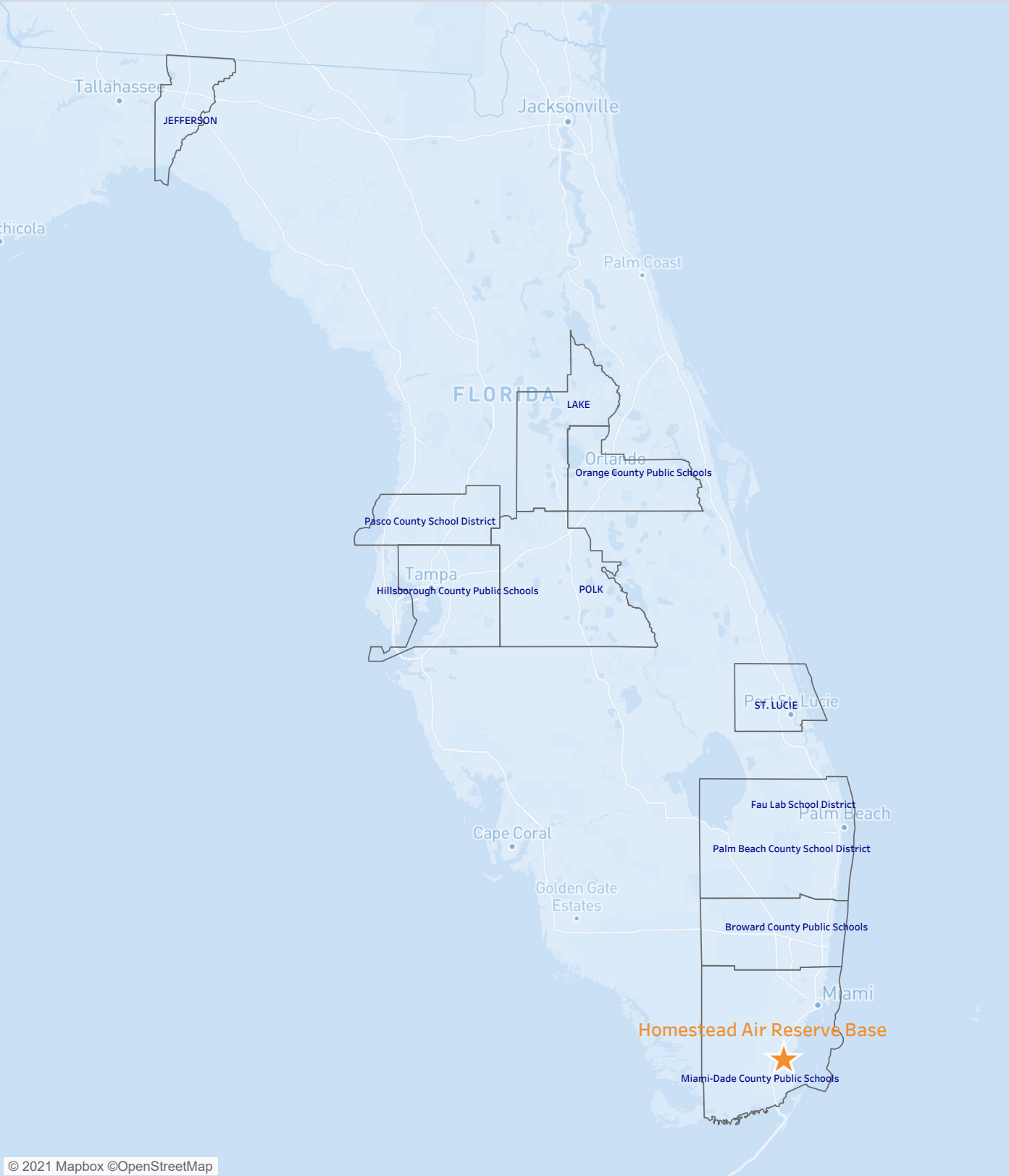
Additional notes:

- The education assessment cross references zip codes within the Military Housing Area (MHA) with zip codes of schools in the surrounding districts. Those school districts with zip codes that fall within the MHA of an installation are included in the analysis. In some locations, school district composition may have changed slightly due to the use of updated District IDs obtained from the Department of Education
- Graduation rates reflect a 4-year graduation, which was determined to be the expectation of Airmen, Guardians, and their families due to frequency of relocation
- The licensure assessment uses a checklist of licensure rules that states should have, and that they should avoid. For example, having a compact or temporary licensing rule and NOT having supervisory requirements are checklist items that lead to green. The Department of the Air Force reviewed state policies and programs intended to eliminate barriers to license portability for military spouses that were in effect as of 31 May 2021

For additional information on Education and Licensure assessment criteria, methodology and data sources, please see the Support of Military Families Background Information provided at www.af.mil under the Support to Families banner. All questions and feedback should be directed to SAF.MRR.Workflow@us.af.mil .

Homestead Air Reserve Base, Florida


School Districts Map



Support of Military Families – 2021

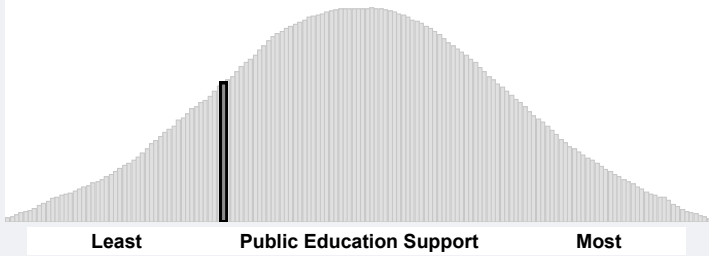
Hurlburt Field, Florida

Public Education *




Key: ■ ≤ 33.3% < ■ < 66.7% ≤ ■ (Percentile)

Comparison of all 157 Air Force Installations

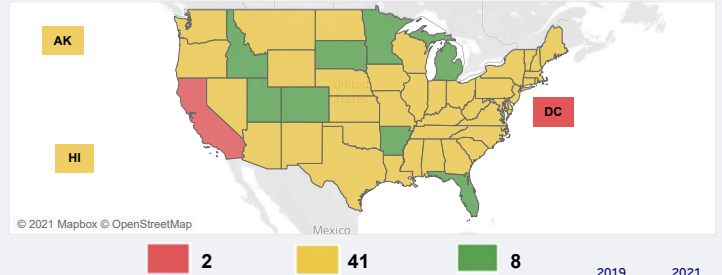


Licensure Portability

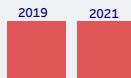


Key: ■ ≤ 1.50 < ■ < 4.00 ≤ ■ (Measure)

Licensure Portability in 50 States and DC



Academic Performance Criteria



Graduation Rate



Student Learning Rate



School Climate Criteria



Chronic Absenteeism Rate



Suspension Rate



Service Offering Criteria




Pre-Kindergarten Availability



Student to Counselor Ratio



Student to Mental Health Support Ratio



Student to Nurse Ratio



Student to Teacher Ratio



Accounting



Cosmetology



EMS



Engineering



Law



Nursing



Physical Therapy



Psychology



Teaching



Other Professions



Data Source	Most Recent Survey Time Period Utilized	Date Last Updated
State Laws, State Executive Orders, State Bar and Supreme Court Rules (Licensure)	Through May 2021	May 31, 2021

Data Source	Most Recent Survey Time Period Utilized	Date Last Updated
Department of Education - Civil Rights Data Collection District and School Data	SY 2017-2018	October 2020
Department of Education - EDfacts Graduation Rates (District Level and School Level)	SY 2018-2019	November 2020
Department of Education - National Center for Education Statistics Common Core of Data Public Elementary / Secondary School Universe Survey Data	SY 2019-2020	March 2021
Department of Education - National Center for Education Statistics Common Core of Data (School Search)	SY 2018-19 School Details and Enrollment Characteristics	April 2020
	SY 2019-20 School Directory Information	July 2020
Center for Education Policy Analysis: Stanford Education Data Archive (SEDA)	SY 2008-2009 through SY2017-2018	February 2021

* Public Education is compiled using 60% Academic Performance, 20% School Climate, and 20% Service Offering.

Areas Requiring Additional Support

Public Education

Mental Health Support



Public Education

Student Learning Rate



Public Education

Growth Measure



Support of Military Families – 2021

Hurlburt Field, Florida

Education and Licensure Assessment Narrative

Public Education:

(This assessment is a comparative analysis using colors to graphically display results for all criteria and categories. The colors are assigned using percentiles, divided into thirds, to provide information about a location's relative position compared to all other Department of the Air Force installations assessed)

- Hurlburt Field received an overall red rating for public education as it fell within the bottom 33 percent of all Air Force installations assessed
- The areas with the lowest relative ranking which require additional state/community support include student to mental health support and student to nurse ratios, as well as student learning rate
- Change from 2019:** Hurlburt's overall education rating did not shift from 2019, however, overall service offering shifted from red to yellow

Licensure Portability:

- The State of Florida received an overall green assessment for licensure portability indicating State statutes (primarily West's F.S.A. § 455.02) are effective in removing barriers to licensure and certification portability. Military spouses can easily transfer professional licenses and certificates from other states and sustain their careers. All occupations were assessed green
- If you have additional information or recently made changes to your State's licensure statutes, you can send the updated information to SAF.MRR.Workflow@us.af.mil for consideration and potential changes to the assessment.
- Change from 2019:** No change from the 2019 assessment and no changes to the state's statute

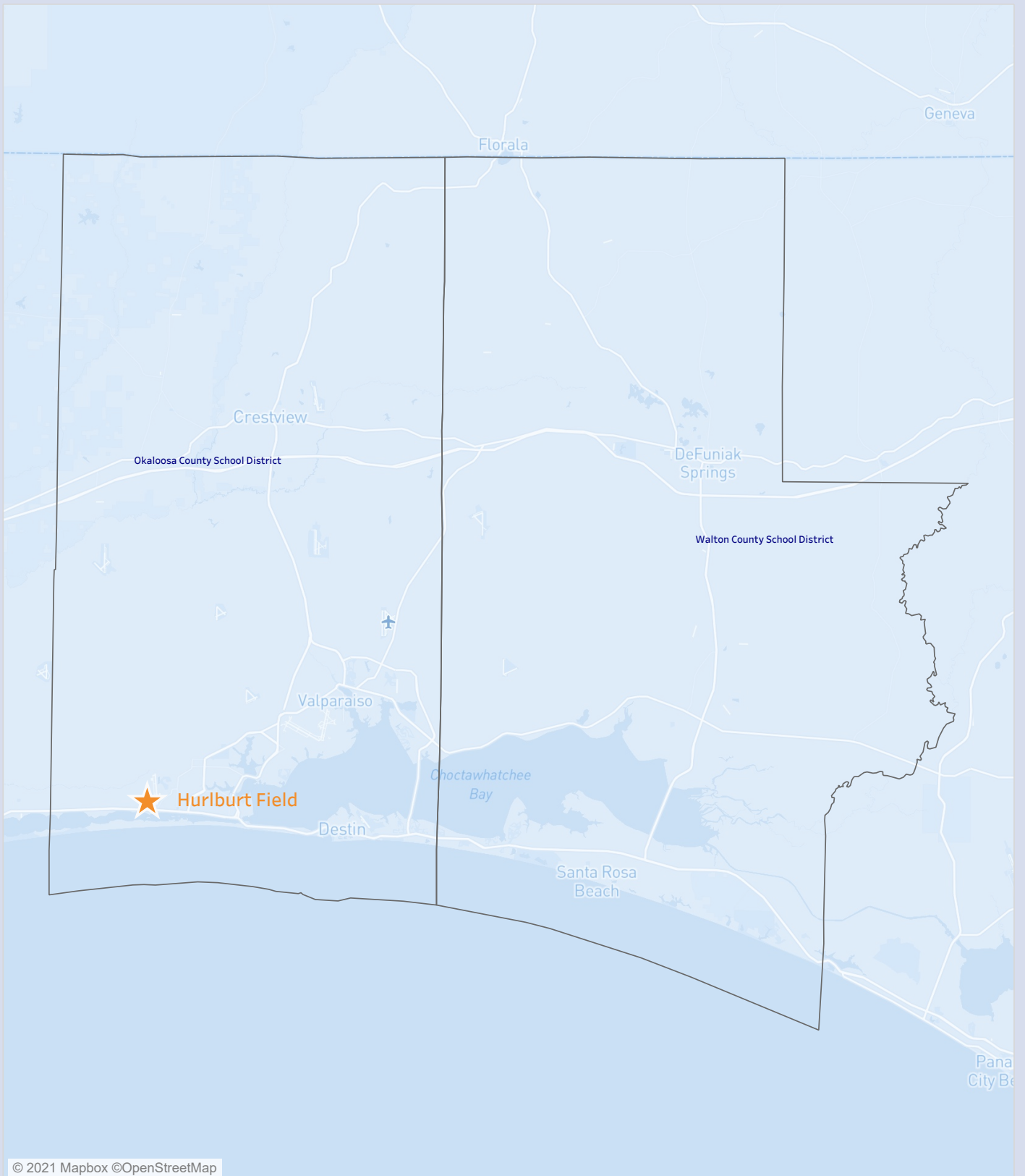
Additional notes:

- The education assessment cross references zip codes within the Military Housing Area (MHA) with zip codes of schools in the surrounding districts. Those school districts with zip codes that fall within the MHA of an installation are included in the analysis. In some locations, school district composition may have changed slightly due to the use of updated District IDs obtained from the Department of Education
- Graduation rates reflect a 4-year graduation, which was determined to be the expectation of Airmen, Guardians, and their families due to frequency of relocation
- The licensure assessment uses a checklist of licensure rules that states should have, and that they should avoid. For example, having a compact or temporary licensing rule and NOT having supervisory requirements are checklist items that lead to green. The Department of the Air Force reviewed state policies and programs intended to eliminate barriers to license portability for military spouses that were in effect as of 31 May 2021

For additional information on Education and Licensure assessment criteria, methodology and data sources, please see the Support of Military Families Background Information provided at www.af.mil under the Support to Families banner. All questions and feedback should be directed to SAF.MRR.Workflow@us.af.mil.

Hurlburt Field, Florida


School Districts Map



Support of Military Families – 2021

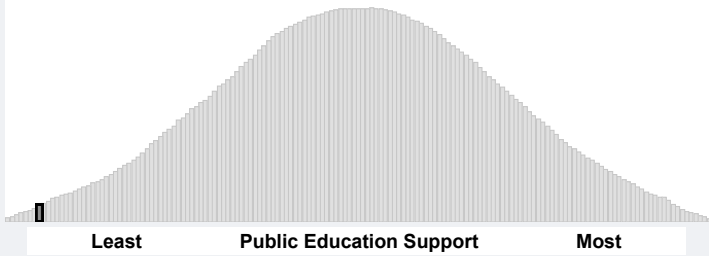
Jacksonville Air National Guard Base, Florida

Public Education *

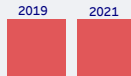


Key: ■ ≤ 33.3% < ■ < 66.7% ≤ ■ (Percentile)

Comparison of all 157 Air Force Installations



Academic Performance Criteria



Graduation Rate



Student Learning Rate



School Climate Criteria



Chronic Absenteeism Rate



Suspension Rate



Service Offering Criteria



Pre-Kindergarten Availability



Student to Counselor Ratio



Student to Mental Health Support Ratio




Student to Nurse Ratio



Student to Teacher Ratio

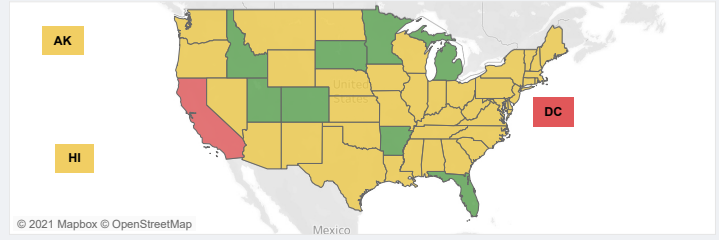


Licensure Portability

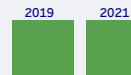


Key: ■ ≤ 1.50 < ■ < 4.00 ≤ ■ (Measure)

Licensure Portability in 50 States and DC



Accounting



Cosmetology



EMS



Engineering



Law



Nursing



Physical Therapy



Psychology



Teaching



Other Professions



Data Source	Most Recent Survey Time Period Utilized	Date Last Updated
State Laws, State Executive Orders, State Bar and Supreme Court Rules (Licensure)	Through May 2021	May 31, 2021

Data Source	Most Recent Survey Time Period Utilized	Date Last Updated
Department of Education - Civil Rights Data Collection District and School Data	SY 2017-2018	October 2020
Department of Education - ED Facts Graduation Rates (District Level and School Level)	SY 2018-2019	November 2020
Department of Education - National Center for Education Statistics Common Core of Data Public Elementary / Secondary School Universe Survey Data	SY 2019-2020	March 2021
Department of Education - National Center for Education Statistics Common Core of Data (School Search)	SY 2018-19 School Details and Enrollment Characteristics	April 2020
	SY 2019-20 School Directory Information	July 2020
Center for Education Policy Analysis: Stanford Education Data Archive (SEDA)	SY 2008-2009 through SY2017-2018	February 2021

* Public Education is compiled using 60% Academic Performance, 20% School Climate, and 20% Service Offering.

Areas Requiring Additional Support

Public Education

Growth Measure



Public Education

Mental Health Support



Public Education

Suspension Rate



Support of Military Families – 2021

Jacksonville Air National Guard Base, Florida

Education and Licensure Assessment Narrative

Public Education:

(This assessment is a comparative analysis using colors to graphically display results for all criteria and categories. The colors are assigned using percentiles, divided into thirds, to provide information about a location's relative position compared to all other Department of the Air Force installations assessed)

- Jacksonville ANGB received an overall red rating for public education as it fell within the bottom 33 percent of all Air Force installations assessed
- The areas with the lowest relative ranking which require additional state/community support include student learning rate, student to mental health support ratio, and suspension rate
- **Change from 2019:** Jacksonville's overall education rating did not shift from 2019, however, graduation rate shifted from red to green, while overall service offering shifted from green to yellow

Licensure Portability:

- The State of Florida received an overall green assessment for licensure portability indicating State statutes (primarily West's F.S.A. § 455.02) are effective in removing barriers to licensure and certification portability. Military spouses can easily transfer professional licenses and certificates from other states and sustain their careers. All occupations were assessed green
- If you have additional information or recently made changes to your State's licensure statutes, you can send the updated information to SAF.MRR.Workflow@us.af.mil for consideration and potential changes to the assessment.
- **Change from 2019:** No change from the 2019 assessment and no changes to the state's statute

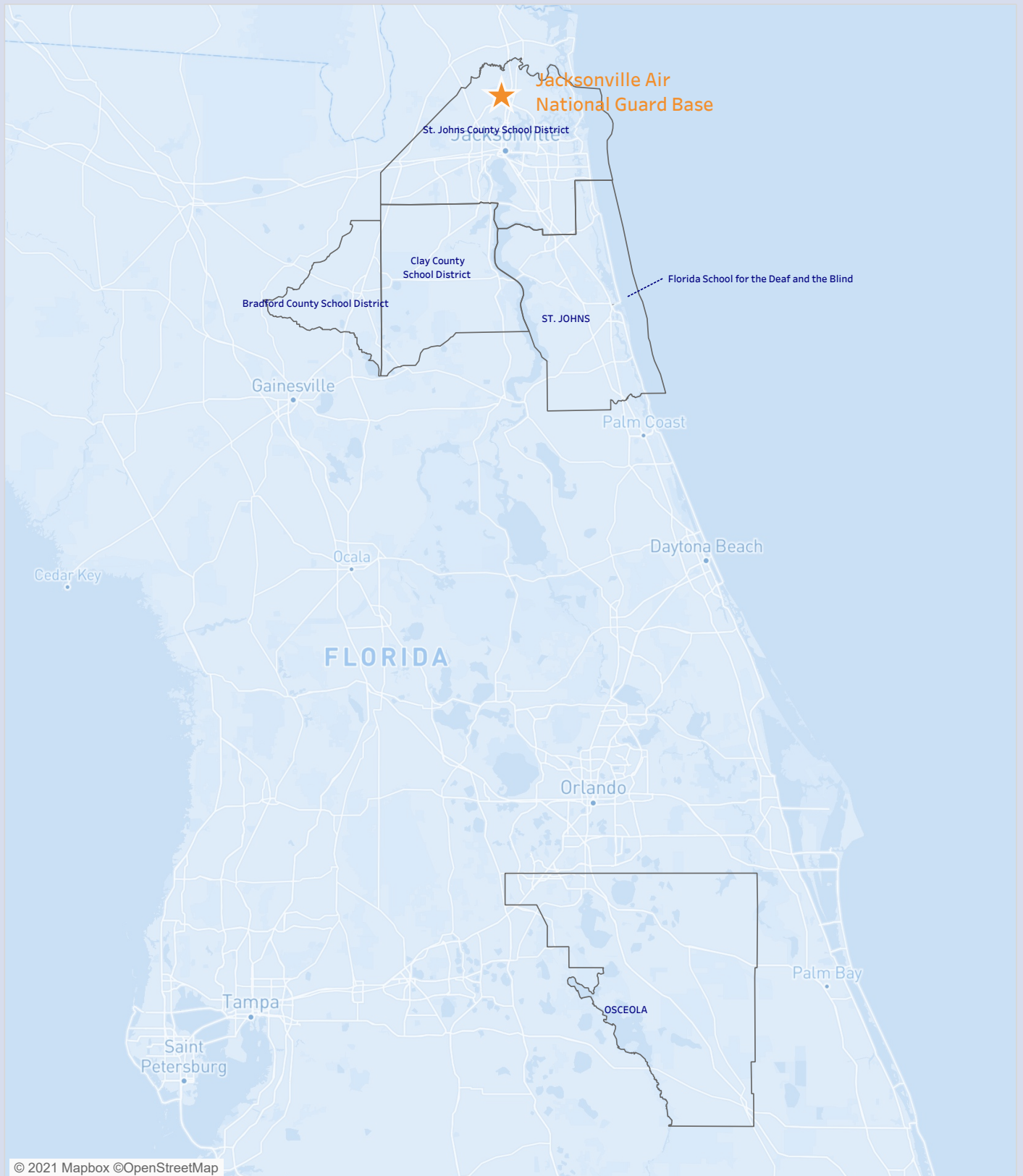
Additional notes:

- The education assessment cross references zip codes within the Military Housing Area (MHA) with zip codes of schools in the surrounding districts. Those school districts with zip codes that fall within the MHA of an installation are included in the analysis. In some locations, school district composition may have changed slightly due to the use of updated District IDs obtained from the Department of Education
- Graduation rates reflect a 4-year graduation, which was determined to be the expectation of Airmen, Guardians, and their families due to frequency of relocation
- The licensure assessment uses a checklist of licensure rules that states should have, and that they should avoid. For example, having a compact or temporary licensing rule and NOT having supervisory requirements are checklist items that lead to green. The Department of the Air Force reviewed state policies and programs intended to eliminate barriers to license portability for military spouses that were in effect as of 31 May 2021

For additional information on Education and Licensure assessment criteria, methodology and data sources, please see the Support of Military Families Background Information provided at www.af.mil under the Support to Families banner. All questions and feedback should be directed to SAF.MRR.Workflow@us.af.mil.

Jacksonville Air National Guard Base, Florida

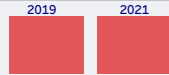
School Districts Map



Support of Military Families – 2021

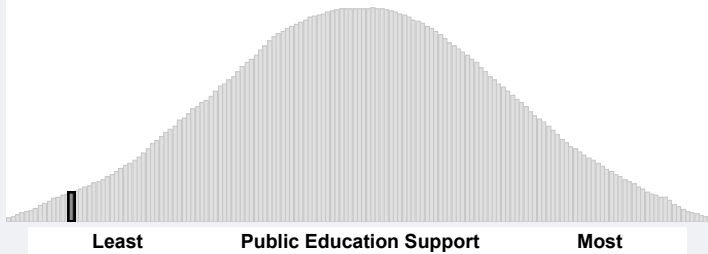
MacDill Air Force Base, Florida

Public Education *

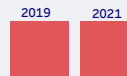


Key: ■ ≤ 33.3% < ■ < 66.7% ≤ ■ (Percentile)

Comparison of all 157 Air Force Installations



Academic Performance Criteria



Graduation Rate



Student Learning Rate



School Climate Criteria

Chronic Absenteeism Rate



Suspension Rate



Service Offering Criteria



Pre-Kindergarten Availability



Student to Counselor Ratio



Student to Mental Health Support Ratio




Student to Nurse Ratio



Student to Teacher Ratio

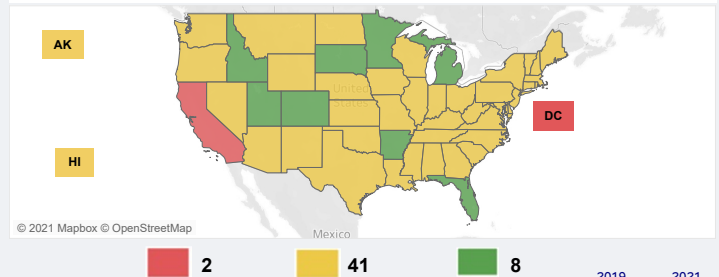


Licensure Portability

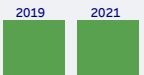


Key: ■ ≤ 1.50 < ■ < 4.00 ≤ ■ (Measure)

Licensure Portability in 50 States and DC



Accounting



Cosmetology



EMS



Engineering



Law



Nursing



Physical Therapy



Psychology



Teaching



Other Professions



Data Source	Most Recent Survey Time Period Utilized	Date Last Updated
State Laws, State Executive Orders, State Bar and Supreme Court Rules (Licensure)	Through May 2021	May 31, 2021

Data Source	Most Recent Survey Time Period Utilized	Date Last Updated
Department of Education - Civil Rights Data Collection District and School Data	SY 2017-2018	October 2020
Department of Education - EDfacts Graduation Rates (District Level and School Level)	SY 2018-2019	November 2020
Department of Education - National Center for Education Statistics Common Core of Data Public Elementary / Secondary School Universe Survey Data	SY 2019-2020	March 2021
Department of Education - National Center for Education Statistics Common Core of Data (School Search)	SY 2018-19 School Details and Enrollment Characteristics SY 2019-20 School Directory Information	April 2020 July 2020
Center for Education Policy Analysis: Stanford Education Data Archive (SEDA)	SY 2008-2009 through SY2017-2018	February 2021

* Public Education is compiled using 60% Academic Performance, 20% School Climate, and 20% Service Offering.

Areas Requiring Additional Support

Public Education

Growth Measure



Public Education

Suspension Rate



Public Education

Chronic Absenteeism



Support of Military Families – 2021

MacDill Air Force Base, Florida

Education and Licensure Assessment Narrative

Public Education:

(This assessment is a comparative analysis using colors to graphically display results for all criteria and categories. The colors are assigned using percentiles, divided into thirds, to provide information about a location's relative position compared to all other Department of the Air Force installations assessed)

- MacDill AFB received an overall red rating for public education as it fell within the bottom 33 percent of all Air Force installations assessed
- The areas with the lowest relative ranking which require additional state/community support include student learning rate, suspension rate, and chronic absenteeism rate
- Change from 2019:** MacDill's overall education rating did not shift from 2019, however, graduation rate, student to nurse and student to counselor ratios all shifted from red to yellow

Licensure Portability:

- The State of Florida received an overall green assessment for licensure portability indicating State statutes (primarily West's F.S.A. § 455.02) are effective in removing barriers to licensure and certification portability. Military spouses can easily transfer professional licenses and certificates from other states and sustain their careers. All occupations were assessed green
- If you have additional information or recently made changes to your State's licensure statutes, you can send the updated information to SAF.MRR.Workflow@us.af.mil for consideration and potential changes to the assessment.
- Change from 2019:** No change from the 2019 assessment and no changes to the state's statute

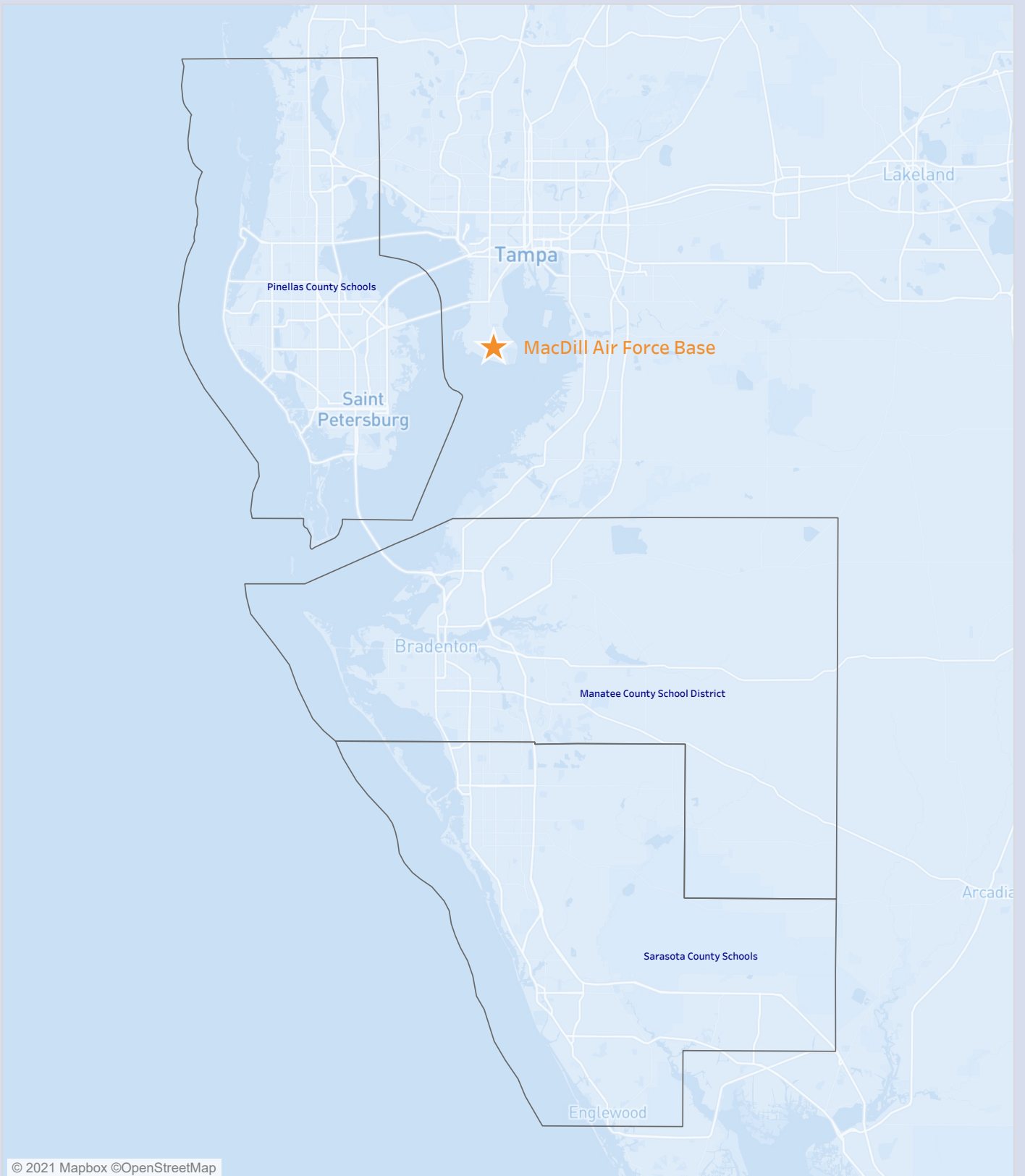
Additional notes:

- The education assessment cross references zip codes within the Military Housing Area (MHA) with zip codes of schools in the surrounding districts. Those school districts with zip codes that fall within the MHA of an installation are included in the analysis. In some locations, school district composition may have changed slightly due to the use of updated District IDs obtained from the Department of Education
- Graduation rates reflect a 4-year graduation, which was determined to be the expectation of Airmen, Guardians, and their families due to frequency of relocation
- The licensure assessment uses a checklist of licensure rules that states should have, and that they should avoid. For example, having a compact or temporary licensing rule and NOT having supervisory requirements are checklist items that lead to green. The Department of the Air Force reviewed state policies and programs intended to eliminate barriers to license portability for military spouses that were in effect as of 31 May 2021

For additional information on Education and Licensure assessment criteria, methodology and data sources, please see the Support of Military Families Background Information provided at www.af.mil under the Support to Families banner. All questions and feedback should be directed to SAF.MRR.Workflow@us.af.mil.

MacDill Air Force Base, Florida


School Districts Map



Support of Military Families – 2021

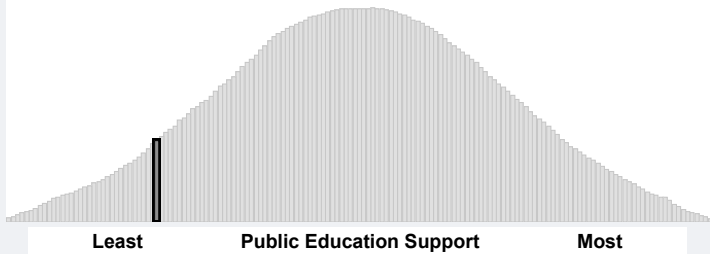
Patrick Space Force Base, Florida

Public Education *




Key: ■ ≤ 33.3% < ■ < 66.7% ≤ ■ (Percentile)

Comparison of all 157 Air Force Installations

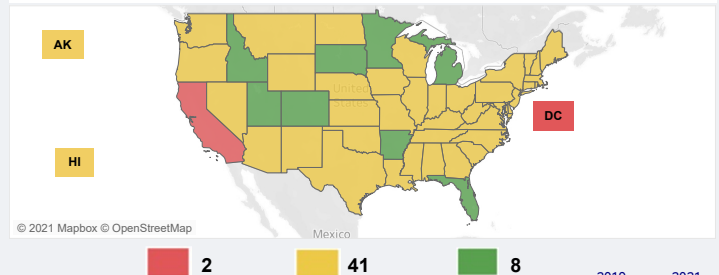


Licensure Portability

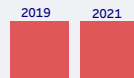


Key: ■ ≤ 1.50 < ■ < 4.00 ≤ ■ (Measure)

Licensure Portability in 50 States and DC



Academic Performance Criteria



Graduation Rate



Student Learning Rate



School Climate Criteria



Chronic Absenteeism Rate



Suspension Rate



Service Offering Criteria



Pre-Kindergarten Availability



Student to Counselor Ratio



Student to Mental Health Support Ratio



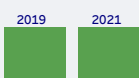
Student to Nurse Ratio



Student to Teacher Ratio



Accounting



Cosmetology



EMS



Engineering



Law



Nursing



Physical Therapy



Psychology



Teaching



Other Professions



Data Source	Most Recent Survey Time Period Utilized	Date Last Updated
State Laws, State Executive Orders, State Bar and Supreme Court Rules (Licensure)	Through May 2021	May 31, 2021

Data Source	Most Recent Survey Time Period Utilized	Date Last Updated
Department of Education - Civil Rights Data Collection District and School Data	SY 2017-2018	October 2020
Department of Education - EDfacts Graduation Rates (District Level and School Level)	SY 2018-2019	November 2020
Department of Education - National Center for Education Statistics Common Core of Data Public Elementary / Secondary School Universe Survey Data	SY 2019-2020	March 2021
Department of Education - National Center for Education Statistics Common Core of Data (School Search)	SY 2018-19 School Details and Enrollment Characteristics	April 2020
	SY 2019-20 School Directory Information	July 2020
Center for Education Policy Analysis: Stanford Education Data Archive (SEDA)	SY 2008-2009 through SY2017-2018	February 2021

* Public Education is compiled using 60% Academic Performance, 20% School Climate, and 20% Service Offering.

Areas Requiring Additional Support

Public Education

Student to Nurse



Public Education

Growth Measure



Public Education

Mental Health Support



Support of Military Families – 2021

Patrick Space Force Base, Florida

Education and Licensure Assessment Narrative

Public Education:

(This assessment is a comparative analysis using colors to graphically display results for all criteria and categories. The colors are assigned using percentiles, divided into thirds, to provide information about a location's relative position compared to all other Department of the Air Force installations assessed)

- Patrick SFB received an overall red rating for public education as it fell within the bottom 33 percent of all Air Force installations assessed
- The areas with the lowest relative ranking which require additional state/community support include student to nurse ratio, student learning rate, and student to mental health support ratio
- Change from 2019:** Patrick's overall education rating did not shift from 2019, however, student to counselor ratio shifted from red to yellow

Licensure Portability:

- The State of Florida received an overall green assessment for licensure portability indicating State statutes (primarily West's F.S.A. § 455.02) are effective in removing barriers to licensure and certification portability. Military spouses can easily transfer professional licenses and certificates from other states and sustain their careers. All occupations were assessed green
- If you have additional information or recently made changes to your State's licensure statutes, you can send the updated information to SAF.MRR.Workflow@us.af.mil for consideration and potential changes to the assessment.
- Change from 2019:** No change from the 2019 assessment and no changes to the state's statute

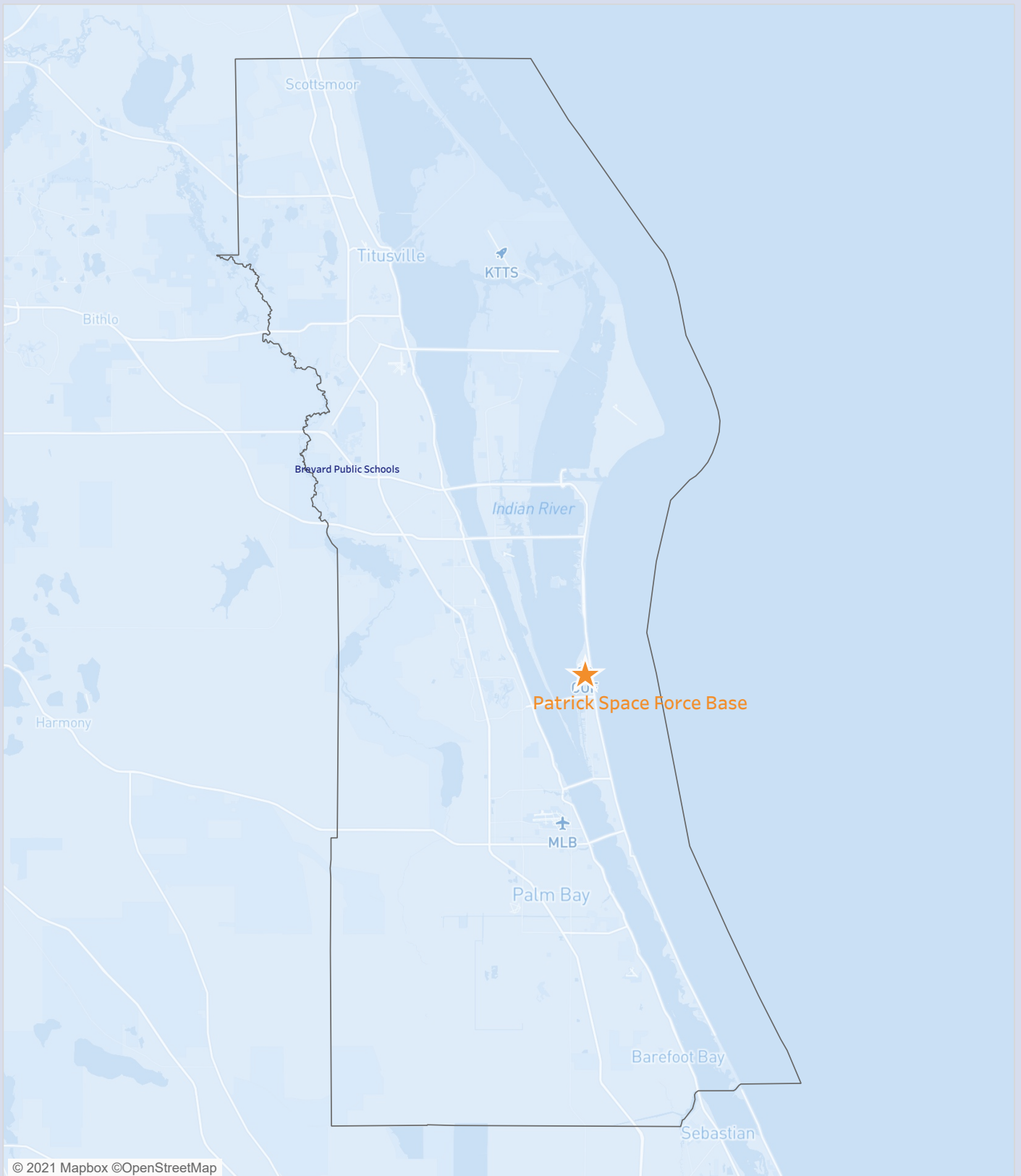
Additional notes:

- The education assessment cross references zip codes within the Military Housing Area (MHA) with zip codes of schools in the surrounding districts. Those school districts with zip codes that fall within the MHA of an installation are included in the analysis. In some locations, school district composition may have changed slightly due to the use of updated District IDs obtained from the Department of Education
- Graduation rates reflect a 4-year graduation, which was determined to be the expectation of Airmen, Guardians, and their families due to frequency of relocation
- The licensure assessment uses a checklist of licensure rules that states should have, and that they should avoid. For example, having a compact or temporary licensing rule and NOT having supervisory requirements are checklist items that lead to green. The Department of the Air Force reviewed state policies and programs intended to eliminate barriers to license portability for military spouses that were in effect as of 31 May 2021

For additional information on Education and Licensure assessment criteria, methodology and data sources, please see the Support of Military Families Background Information provided at www.af.mil under the Support to Families banner. All questions and feedback should be directed to SAF.MRR.Workflow@us.af.mil.

Patrick Space Force Base, Florida


School Districts Map



Support of Military Families – 2021

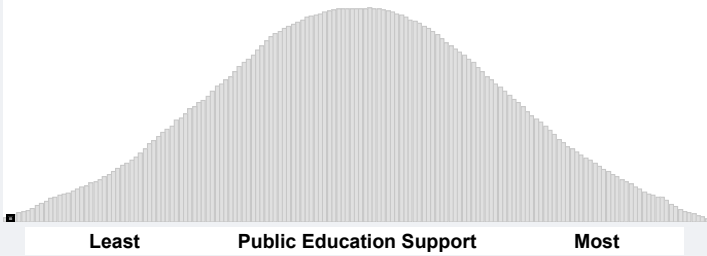
Tyndall Air Force Base, Florida

Public Education *

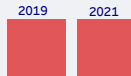


Key: ■ ≤ 33.3% < ■ < 66.7% ≤ ■ (Percentile)

Comparison of all 157 Air Force Installations



Academic Performance Criteria



Graduation Rate



Student Learning Rate



School Climate Criteria



Chronic Absenteeism Rate



Suspension Rate



Service Offering Criteria



Pre-Kindergarten Availability



Student to Counselor Ratio



Student to Mental Health Support Ratio




Student to Nurse Ratio



Student to Teacher Ratio

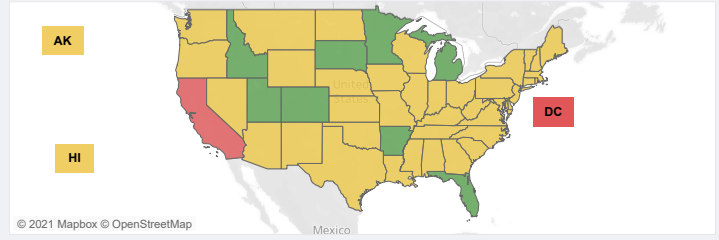


Licensure Portability

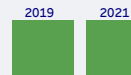


Key: ■ ≤ 1.50 < ■ < 4.00 ≤ ■ (Measure)

Licensure Portability in 50 States and DC



Accounting



Cosmetology



EMS



Engineering



Law



Nursing



Physical Therapy



Psychology



Teaching



Other Professions



Data Source	Most Recent Survey Time Period Utilized	Date Last Updated
State Laws, State Executive Orders, State Bar and Supreme Court Rules (Licensure)	Through May 2021	May 31, 2021

Areas Requiring Additional Support

Public Education

Growth Measure



Public Education

Suspension Rate



Public Education

Chronic Absenteeism



Data Source	Most Recent Survey Time Period Utilized	Date Last Updated
Department of Education - Civil Rights Data Collection District and School Data	SY 2017-2018	October 2020
Department of Education - EDfacts Graduation Rates (District Level and School Level)	SY 2018-2019	November 2020
Department of Education - National Center for Education Statistics Common Core of Data Public Elementary / Secondary School Universe Survey Data	SY 2019-2020	March 2021
Department of Education - National Center for Education Statistics Common Core of Data (School Search)	SY 2018-19 School Details and Enrollment Characteristics	April 2020
	SY 2019-20 School Directory Information	July 2020
Center for Education Policy Analysis: Stanford Education Data Archive (SEDA)	SY 2008-2009 through SY2017-2018	February 2021

* Public Education is compiled using 60% Academic Performance, 20% School Climate, and 20% Service Offering.

Support of Military Families – 2021

Tyndall Air Force Base, Florida

Education and Licensure Assessment Narrative

Public Education:

(This assessment is a comparative analysis using colors to graphically display results for all criteria and categories. The colors are assigned using percentiles, divided into thirds, to provide information about a location's relative position compared to all other Department of the Air Force installations assessed)

- Tyndall AFB received an overall red rating for public education as it fell within the bottom 33 percent of all Air Force installations assessed
- The areas with the lowest relative ranking which require additional state/community support include student learning rate, suspension rate, and chronic absenteeism rate
- Change from 2019:** Tyndall's overall education rating did not shift from 2019, however, student to teacher ratio shifted from red to yellow

Licensure Portability:

- The State of Florida received an overall green assessment for licensure portability indicating State statutes (primarily West's F.S.A. § 455.02) are effective in removing barriers to licensure and certification portability. Military spouses can easily transfer professional licenses and certificates from other states and sustain their careers. All occupations were assessed green
- If you have additional information or recently made changes to your State's licensure statutes, you can send the updated information to SAF.MRR.Workflow@us.af.mil for consideration and potential changes to the assessment.
- Change from 2019:** No change from the 2019 assessment and no changes to the state's statute

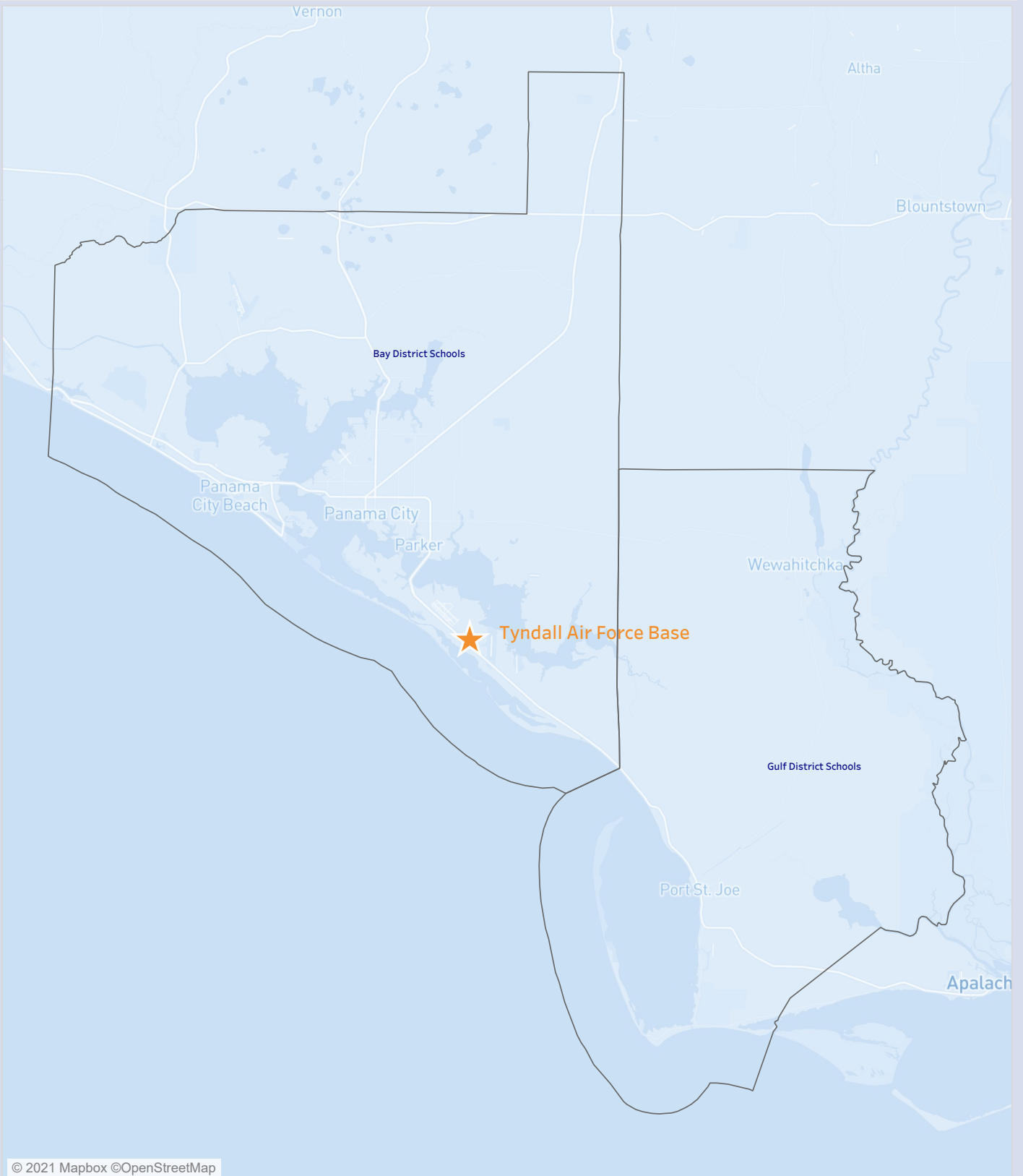
Additional notes:

- The education assessment cross references zip codes within the Military Housing Area (MHA) with zip codes of schools in the surrounding districts. Those school districts with zip codes that fall within the MHA of an installation are included in the analysis. In some locations, school district composition may have changed slightly due to the use of updated District IDs obtained from the Department of Education
- Graduation rates reflect a 4-year graduation, which was determined to be the expectation of Airmen, Guardians, and their families due to frequency of relocation
- The licensure assessment uses a checklist of licensure rules that states should have, and that they should avoid. For example, having a compact or temporary licensing rule and NOT having supervisory requirements are checklist items that lead to green. The Department of the Air Force reviewed state policies and programs intended to eliminate barriers to license portability for military spouses that were in effect as of 31 May 2021

For additional information on Education and Licensure assessment criteria, methodology and data sources, please see the Support of Military Families Background Information provided at www.af.mil under the Support to Families banner. All questions and feedback should be directed to SAF.MRR.Workflow@us.af.mil.

Tyndall Air Force Base, Florida

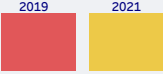
School Districts Map



Support of Military Families – 2021

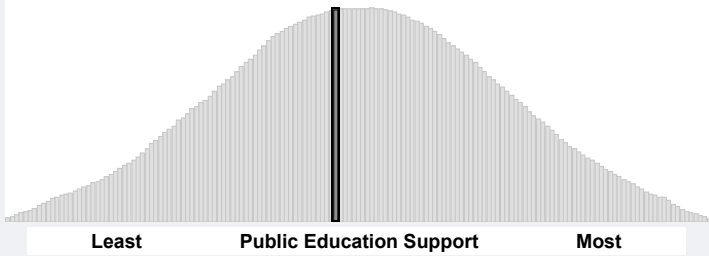
Dobbins Air Reserve Base, Georgia

Public Education *




Key: ■ ≤ 33.3% < ■ < 66.7% ≤ ■ (Percentile)

Comparison of all 157 Air Force Installations

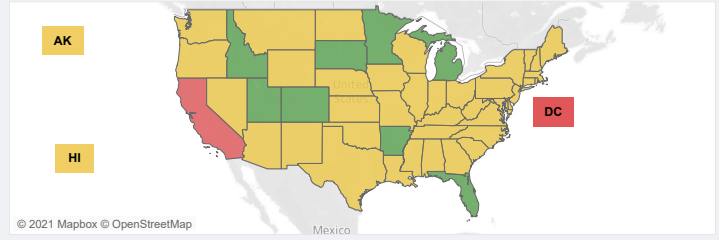


Licensure Portability

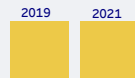


Key: ■ ≤ 1.50 < ■ < 4.00 ≤ ■ (Measure)

Licensure Portability in 50 States and DC



Academic Performance Criteria



Graduation Rate



Student Learning Rate



School Climate Criteria

Chronic Absenteeism Rate



Suspension Rate



Service Offering Criteria



Pre-Kindergarten Availability



Student to Counselor Ratio



Student to Mental Health Support Ratio



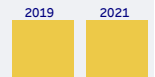
Student to Nurse Ratio



Student to Teacher Ratio



Accounting



Cosmetology



EMS



Engineering



Law



Nursing



Physical Therapy



Psychology



Teaching



Other Professions



Data Source	Most Recent Survey Time Period Utilized	Date Last Updated
State Laws, State Executive Orders, State Bar and Supreme Court Rules (Licensure)	Through May 2021	May 31, 2021

Data Source	Most Recent Survey Time Period Utilized	Date Last Updated
Department of Education - Civil Rights Data Collection District and School Data	SY 2017-2018	October 2020
Department of Education - ED Facts Graduation Rates (District Level and School Level)	SY 2018-2019	November 2020
Department of Education - National Center for Education Statistics Common Core of Data Public Elementary / Secondary School Universe Survey Data	SY 2019-2020	March 2021
Department of Education - National Center for Education Statistics Common Core of Data (School Search)	SY 2018-19 School Details and Enrollment Characteristics	April 2020
	SY 2019-20 School Directory Information	July 2020
Center for Education Policy Analysis: Stanford Education Data Archive (SEDA)	SY 2008-2009 through SY2017-2018	February 2021

* Public Education is compiled using 60% Academic Performance, 20% School Climate, and 20% Service Offering.

Areas Requiring Additional Support

Public Education

Graduation Rates



Public Education

Student to Counselor



Public Education

Suspension Rate



Licensure Language

Professions

Substantial equivalency

Cosmetology, Engineering, Physical Therapy, Psychology, Teaching



Support of Military Families – 2021

Dobbins Air Reserve Base, Georgia

Education and Licensure Assessment Narrative

Public Education:

(This assessment is a comparative analysis using colors to graphically display results for all criteria and categories. The colors are assigned using percentiles, divided into thirds, to provide information about a location's relative position compared to all other Department of the Air Force installations assessed)

- Dobbins ARB received an overall yellow rating for public education as it fell within the middle 33 percent of all Air Force installations assessed
- The areas with the lowest relative ranking which require additional state/community support include graduation rate, student to counselor ratio, and suspension rate
- Change from 2019:** Dobbins' overall education rating shifted from red to yellow as did student to nurse ratio. Student to counselor ratio shifted from yellow to red

Licensure Portability:

- The State of Georgia received an overall yellow assessment for licensure portability indicating State statutes contain barriers to licensure and certification portability for military spouses. This assessment is driven by substantial equivalence requirements that allow acceptance of another state's license if the requirements for obtaining the license are sufficiently similar to their own State's requirements and precludes acceptance if the requirements are not similar
- If you have additional information or recently made changes to your State's licensure statutes, you can send the updated information to SAF.MRR.Workflow@us.af.mil for consideration and potential changes to the assessment
- Change from 2019:** Despite making some improvements and joining multiple compacts (Audiology/Speech-Language Pathology Interstate Compact, Occupational Therapy Licensure Compact, and Licensed Professional Counseling Compact), the substantial equivalence requirement in HB914 prevents any change from the previous assessment

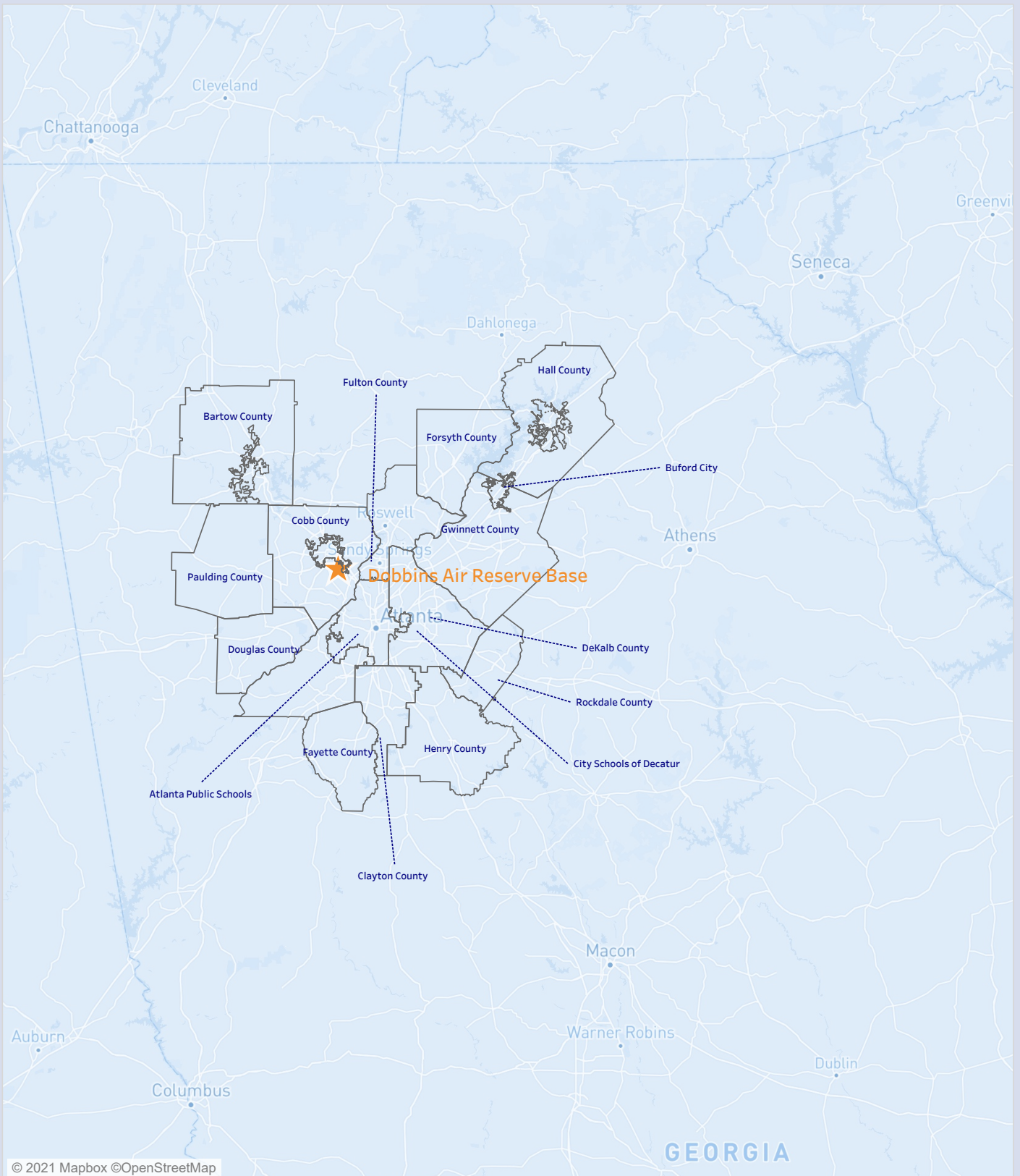
Additional notes:

- The education assessment cross references zip codes within the Military Housing Area (MHA) with zip codes of schools in the surrounding districts. Those school districts with zip codes that fall within the MHA of an installation are included in the analysis. In some locations, school district composition may have changed slightly due to the use of updated District IDs obtained from the Department of Education
- Graduation rates reflect a 4-year graduation, which was determined to be the expectation of Airmen, Guardians, and their families due to frequency of relocation
- The licensure assessment uses a checklist of licensure rules that states should have, and that they should avoid. For example, having a compact or temporary licensing rule and NOT having supervisory requirements are checklist items that lead to green. The Department of the Air Force reviewed state policies and programs intended to eliminate barriers to license portability for military spouses that were in effect as of 31 May 2021

For additional information on Education and Licensure assessment criteria, methodology and data sources, please see the Support of Military Families Background Information provided at www.af.mil under the Support to Families banner. All questions and feedback should be directed to SAF.MRR.Workflow@us.af.mil.

Dobbins Air Reserve Base, Georgia

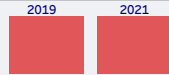
School Districts Map



Support of Military Families – 2021

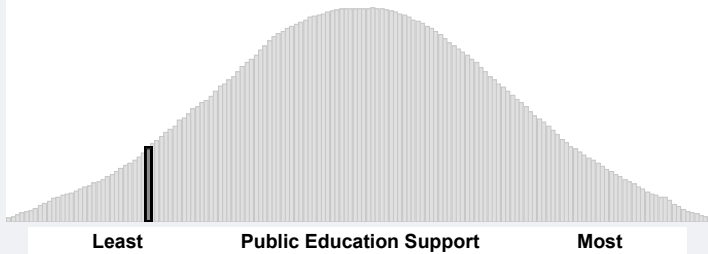
Moody Air Force Base, Georgia

Public Education *




Key: ■ ≤ 33.3% < ■ < 66.7% ≤ ■ (Percentile)

Comparison of all 157 Air Force Installations

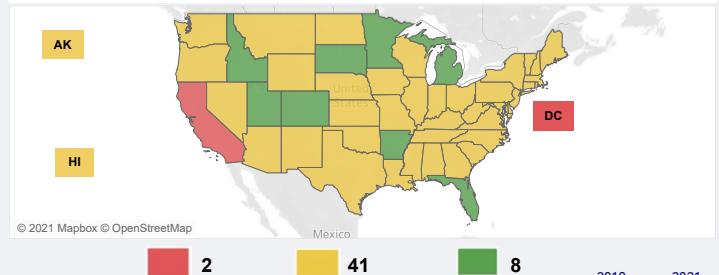


Licensure Portability

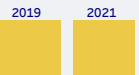


Key: ■ ≤ 1.50 < ■ < 4.00 ≤ ■ (Measure)

Licensure Portability in 50 States and DC



Accounting



Cosmetology



EMS



Engineering



Law



Nursing



Physical Therapy



Psychology



Teaching

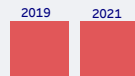


Other Professions



Data Source	Most Recent Survey Time Period Utilized	Date Last Updated
State Laws, State Executive Orders, State Bar and Supreme Court Rules (Licensure)	Through May 2021	May 31, 2021

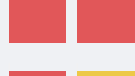
Academic Performance Criteria



Graduation Rate



Student Learning Rate




School Climate Criteria



Chronic Absenteeism Rate



Suspension Rate




Service Offering Criteria



Pre-Kindergarten Availability



Student to Counselor Ratio



Student to Mental Health Support Ratio



Student to Nurse Ratio



Student to Teacher Ratio



Data Source	Most Recent Survey Time Period Utilized	Date Last Updated
Department of Education - Civil Rights Data Collection District and School Data	SY 2017-2018	October 2020
Department of Education - EDFacts Graduation Rates (District Level and School Level)	SY 2018-2019	November 2020
Department of Education - National Center for Education Statistics Common Core of Data Public Elementary / Secondary School Universe Survey Data	SY 2019-2020	March 2021
Department of Education - National Center for Education Statistics Common Core of Data (School Search)	SY 2018-19 School Details and Enrollment Characteristics SY 2019-20 School Directory Information	April 2020 July 2020
Center for Education Policy Analysis: Stanford Education Data Archive (SEDA)	SY 2008-2009 through SY2017-2018	February 2021

* Public Education is compiled using 60% Academic Performance, 20% School Climate, and 20% Service Offering.

Areas Requiring Additional Support

Public Education

Growth Measure



Public Education

Suspension Rate



Public Education

Student to Counselor



Licensure Language

Professions

Substantial equivalency

Cosmetology, Engineering, Physical Therapy, Psychology, Teaching



Support of Military Families – 2021

Moody Air Force Base, Georgia

Education and Licensure Assessment Narrative

Public Education:

(This assessment is a comparative analysis using colors to graphically display results for all criteria and categories. The colors are assigned using percentiles, divided into thirds, to provide information about a location's relative position compared to all other Department of the Air Force installations assessed)

- Moody AFB received an overall red rating for public education as it fell within the bottom 33 percent of all Air Force installations assessed
- The areas with the lowest relative ranking which require additional state/community support include student learning rate, suspension rate, and student to counselor ratio
- Change from 2019:** Moody's overall education rating did not shift from 2019, however, graduation rate shifted from red to green and overall school climate shifted from red to yellow

Licensure Portability:

- The State of Georgia received an overall yellow assessment for licensure portability indicating State statutes contain barriers to licensure and certification portability for military spouses. This assessment is driven by substantial equivalence requirements that allow acceptance of another state's license if the requirements for obtaining the license are sufficiently similar to their own State's requirements and precludes acceptance if the requirements are not similar
- If you have additional information or recently made changes to your State's licensure statutes, you can send the updated information to SAF.MRR.Workflow@us.af.mil for consideration and potential changes to the assessment
- Change from 2019:** Despite making some improvements and joining multiple compacts (Audiology/Speech-Language Pathology Interstate Compact, Occupational Therapy Licensure Compact, and Licensed Professional Counseling Compact), the substantial equivalence requirement in HB914 prevents any change from the previous assessment

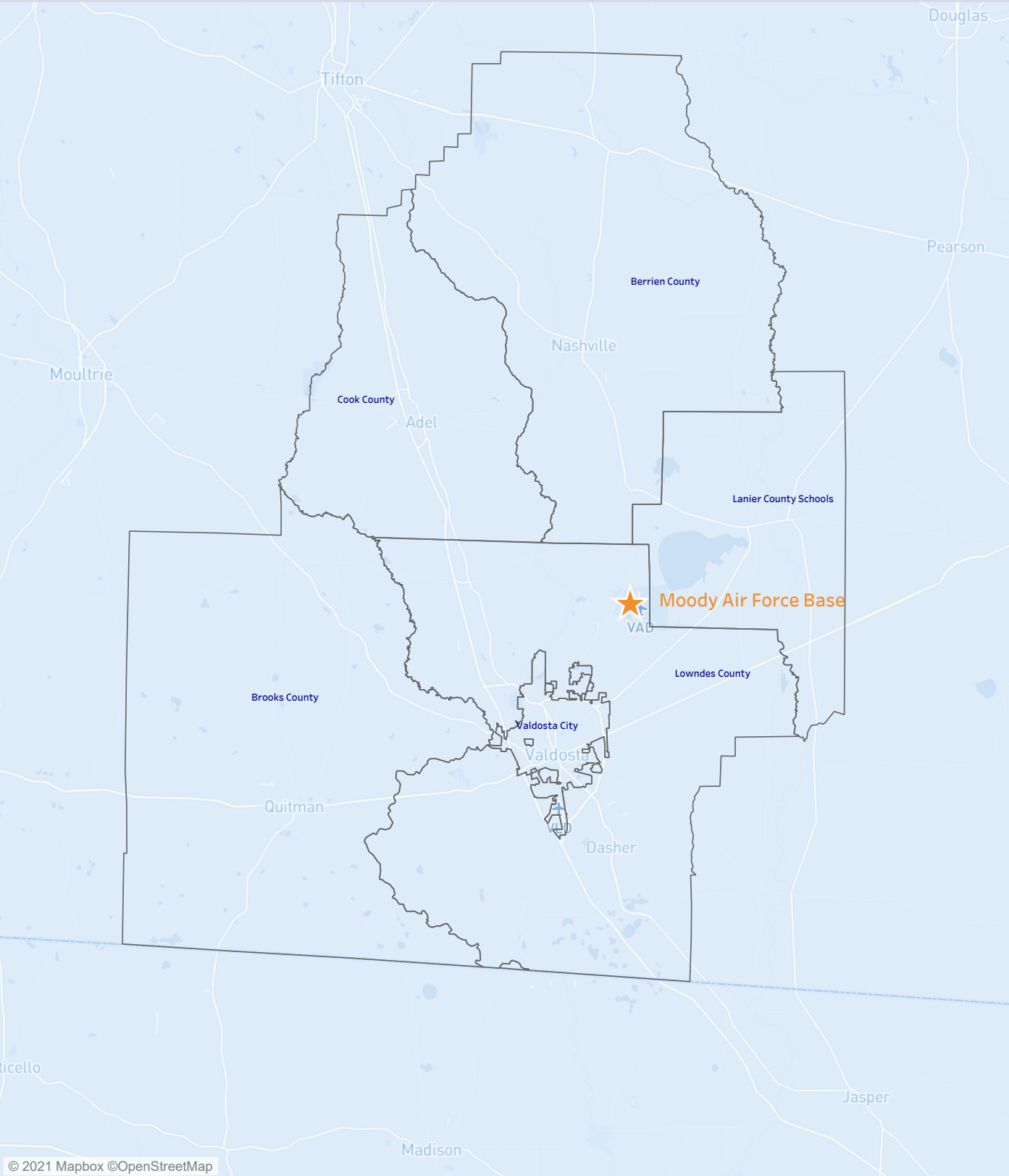
Additional notes:

- The education assessment cross references zip codes within the Military Housing Area (MHA) with zip codes of schools in the surrounding districts. Those school districts with zip codes that fall within the MHA of an installation are included in the analysis. In some locations, school district composition may have changed slightly due to the use of updated District IDs obtained from the Department of Education
- Graduation rates reflect a 4-year graduation, which was determined to be the expectation of Airmen, Guardians, and their families due to frequency of relocation
- The licensure assessment uses a checklist of licensure rules that states should have, and that they should avoid. For example, having a compact or temporary licensing rule and NOT having supervisory requirements are checklist items that lead to green. The Department of the Air Force reviewed state policies and programs intended to eliminate barriers to license portability for military spouses that were in effect as of 31 May 2021

For additional information on Education and Licensure assessment criteria, methodology and data sources, please see the Support of Military Families Background Information provided at www.af.mil under the Support to Families banner. All questions and feedback should be directed to SAF.MRR.Workflow@us.af.mil.

Moody Air Force Base, Georgia

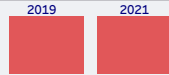
School Districts Map



Support of Military Families – 2021

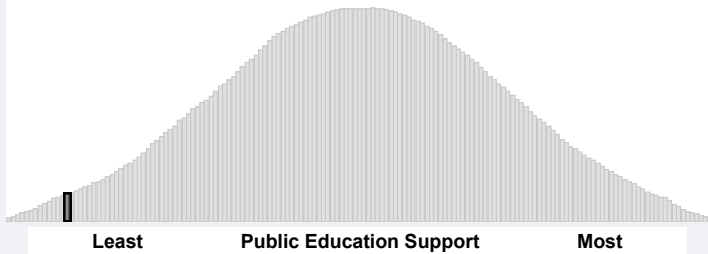
Robins Air Force Base, Georgia

Public Education *

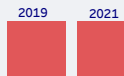


Key: ■ ≤ 33.3% < ■ < 66.7% ≤ ■ (Percentile)

Comparison of all 157 Air Force Installations



Academic Performance Criteria



Graduation Rate



Student Learning Rate



School Climate Criteria



Chronic Absenteeism Rate



Suspension Rate



Service Offering Criteria



Pre-Kindergarten Availability



Student to Counselor Ratio



Student to Mental Health Support Ratio



Student to Nurse Ratio




Student to Teacher Ratio



Data Source	Most Recent Survey Time Period Utilized	Date Last Updated
Department of Education - Civil Rights Data Collection District and School Data	SY 2017-2018	October 2020
Department of Education - EDFacts Graduation Rates (District Level and School Level)	SY 2018-2019	November 2020
Department of Education - National Center for Education Statistics Common Core of Data Public Elementary / Secondary School Universe Survey Data	SY 2019-2020	March 2021
Department of Education - National Center for Education Statistics Common Core of Data (School Search)	SY 2018-19 School Details and Enrollment Characteristics	April 2020
	SY 2019-20 School Directory Information	July 2020
Center for Education Policy Analysis: Stanford Education Data Archive (SEDA)	SY 2008-2009 through SY2017-2018	February 2021

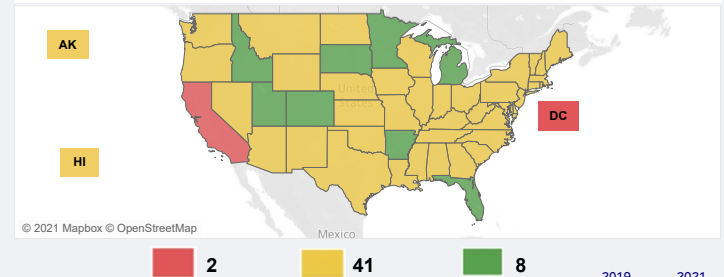
* Public Education is compiled using 60% Academic Performance, 20% School Climate, and 20% Service Offering.

Licensure Portability




Key: ■ ≤ 1.50 < ■ < 4.00 ≤ ■ (Measure)

Licensure Portability in 50 States and DC



2 41 8

Accounting



Cosmetology



EMS



Engineering



Law



Nursing



Physical Therapy



Psychology



Teaching



Other Professions



Data Source	Most Recent Survey Time Period Utilized	Date Last Updated
State Laws, State Executive Orders, State Bar and Supreme Court Rules (Licensure)	Through May 2021	May 31, 2021

Areas Requiring Additional Support

Public Education

Suspension Rate



Public Education

Student Learning Rate



Public Education

Mental Health Support



Licensure Language

Professions

Substantial equivalency

Cosmetology, Engineering, Physical Therapy, Psychology, Teaching



Support of Military Families – 2021

Robins Air Force Base, Georgia

Education and Licensure Assessment Narrative

Public Education:

(This assessment is a comparative analysis using colors to graphically display results for all criteria and categories. The colors are assigned using percentiles, divided into thirds, to provide information about a location's relative position compared to all other Department of the Air Force installations assessed)

- Robins AFB received an overall red rating for public education as it fell within the bottom 33 percent of all Air Force installations assessed
- The areas with the lowest relative ranking which require additional state/community support include suspension rate, student to nurse and student to mental health ratios
- Change from 2019:** Robins' overall education rating did not shift from 2019, however, overall service offering shifted from yellow to green

Licensure Portability:

- The State of Georgia received an overall yellow assessment for licensure portability indicating State statutes contain barriers to licensure and certification portability for military spouses. This assessment is driven by substantial equivalence requirements that allow acceptance of another state's license if the requirements for obtaining the license are sufficiently similar to their own State's requirements and precludes acceptance if the requirements are not similar
- If you have additional information or recently made changes to your State's licensure statutes, you can send the updated information to SAF.MRR.Workflow@us.af.mil for consideration and potential changes to the assessment
- Change from 2019:** Despite making some improvements and joining multiple compacts (Audiology/Speech-Language Pathology Interstate Compact, Occupational Therapy Licensure Compact, and Licensed Professional Counseling Compact), the substantial equivalence requirement in HB914 prevents any change from the previous assessment

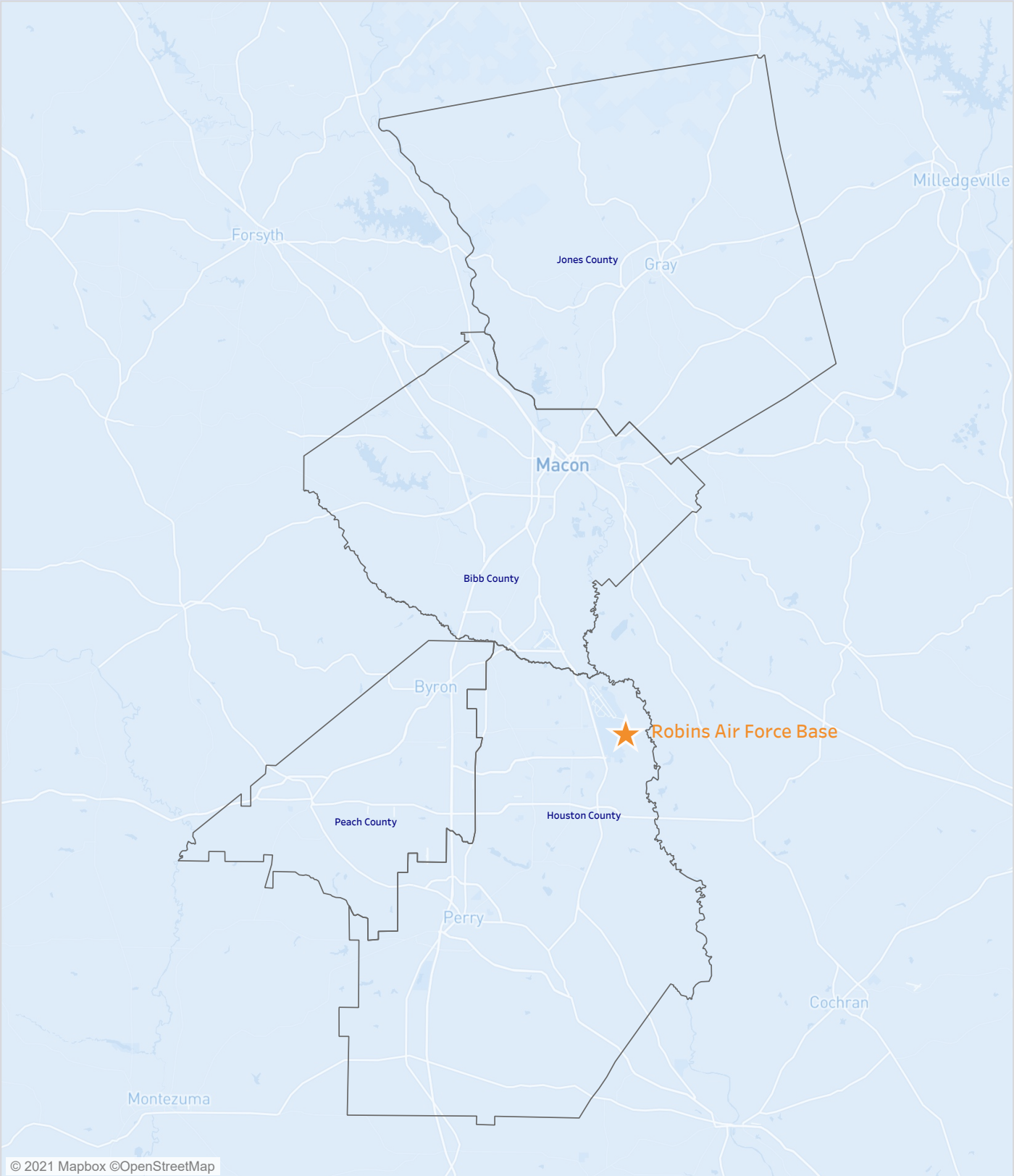
Additional notes:

- The education assessment cross references zip codes within the Military Housing Area (MHA) with zip codes of schools in the surrounding districts. Those school districts with zip codes that fall within the MHA of an installation are included in the analysis. In some locations, school district composition may have changed slightly due to the use of updated District IDs obtained from the Department of Education
- Graduation rates reflect a 4-year graduation, which was determined to be the expectation of Airmen, Guardians, and their families due to frequency of relocation
- The licensure assessment uses a checklist of licensure rules that states should have, and that they should avoid. For example, having a compact or temporary licensing rule and NOT having supervisory requirements are checklist items that lead to green. The Department of the Air Force reviewed state policies and programs intended to eliminate barriers to license portability for military spouses that were in effect as of 31 May 2021

For additional information on Education and Licensure assessment criteria, methodology and data sources, please see the Support of Military Families Background Information provided at www.af.mil under the Support to Families banner. All questions and feedback should be directed to SAF.MRR.Workflow@us.af.mil.

Robins Air Force Base, Georgia

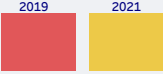
School Districts Map



Support of Military Families – 2021


Savannah Air National Guard Base, Georgia

Public Education *

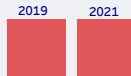


Key: ■ ≤ 33.3% < ■ < 66.7% ≤ ■ (Percentile)

Comparison of all 157 Air Force Installations



Academic Performance Criteria



Graduation Rate



Student Learning Rate



School Climate Criteria



Chronic Absenteeism Rate



Suspension Rate



Service Offering Criteria



Pre-Kindergarten Availability



Student to Counselor Ratio



Student to Mental Health Support Ratio




Student to Nurse Ratio



Student to Teacher Ratio

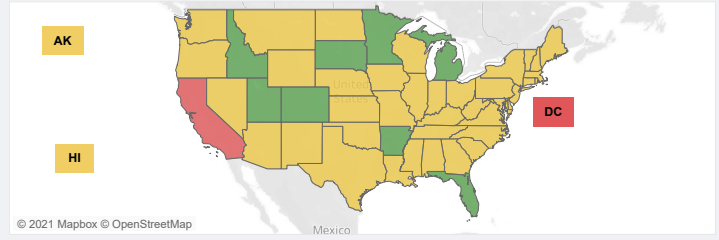


Licensure Portability

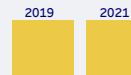


Key: ■ ≤ 1.50 < ■ < 4.00 ≤ ■ (Measure)

Licensure Portability in 50 States and DC



Accounting



Cosmetology



EMS



Engineering



Law



Nursing



Physical Therapy



Psychology



Teaching



Other Professions



Data Source	Most Recent Survey Time Period Utilized	Date Last Updated
State Laws, State Executive Orders, State Bar and Supreme Court Rules (Licensure)	Through May 2021	May 31, 2021

Data Source	Most Recent Survey Time Period Utilized	Date Last Updated
Department of Education - Civil Rights Data Collection District and School Data	SY 2017-2018	October 2020
Department of Education - EDFacts Graduation Rates (District Level and School Level)	SY 2018-2019	November 2020
Department of Education - National Center for Education Statistics Common Core of Data Public Elementary / Secondary School Universe Survey Data	SY 2019-2020	March 2021
Department of Education - National Center for Education Statistics Common Core of Data (School Search)	SY 2018-19 School Details and Enrollment Characteristics	April 2020
	SY 2019-20 School Directory Information	July 2020
Center for Education Policy Analysis: Stanford Education Data Archive (SEDA)	SY 2008-2009 through SY2017-2018	February 2021

* Public Education is compiled using 60% Academic Performance, 20% School Climate, and 20% Service Offering.

Areas Requiring Additional Support

Public Education

Mental Health Support



Public Education

Growth Measure



Public Education

Student to Counselor



Licensure Language

Professions

Substantial equivalency

Cosmetology, Engineering, Physical Therapy, Psychology, Teaching



Support of Military Families – 2021

Savannah Air National Guard Base, Georgia

Education and Licensure Assessment Narrative

Public Education:

(This assessment is a comparative analysis using colors to graphically display results for all criteria and categories. The colors are assigned using percentiles, divided into thirds, to provide information about a location's relative position compared to all other Department of the Air Force installations assessed)

- Savannah ANGB received an overall yellow rating for public education as it fell within the middle 33 percent of all Air Force installations assessed
- The areas with the lowest relative ranking which require additional state/community support include student to mental health support ratio, student learning rate, and student to counselor ratio
- Change from 2019:** Savannah's overall education rating shifted from red to yellow as did graduation rate. Student to counselor ratio shifted from yellow to red

Licensure Portability:

- The State of Georgia received an overall yellow assessment for licensure portability indicating State statutes contain barriers to licensure and certification portability for military spouses. This assessment is driven by substantial equivalence requirements that allow acceptance of another state's license if the requirements for obtaining the license are sufficiently similar to their own State's requirements and precludes acceptance if the requirements are not similar
- If you have additional information or recently made changes to your State's licensure statutes, you can send the updated information to SAF.MRR.Workflow@us.af.mil for consideration and potential changes to the assessment
- Change from 2019:** Despite making some improvements and joining multiple compacts (Audiology/Speech-Language Pathology Interstate Compact, Occupational Therapy Licensure Compact, and Licensed Professional Counseling Compact), the substantial equivalence requirement in HB914 prevents any change from the previous assessment

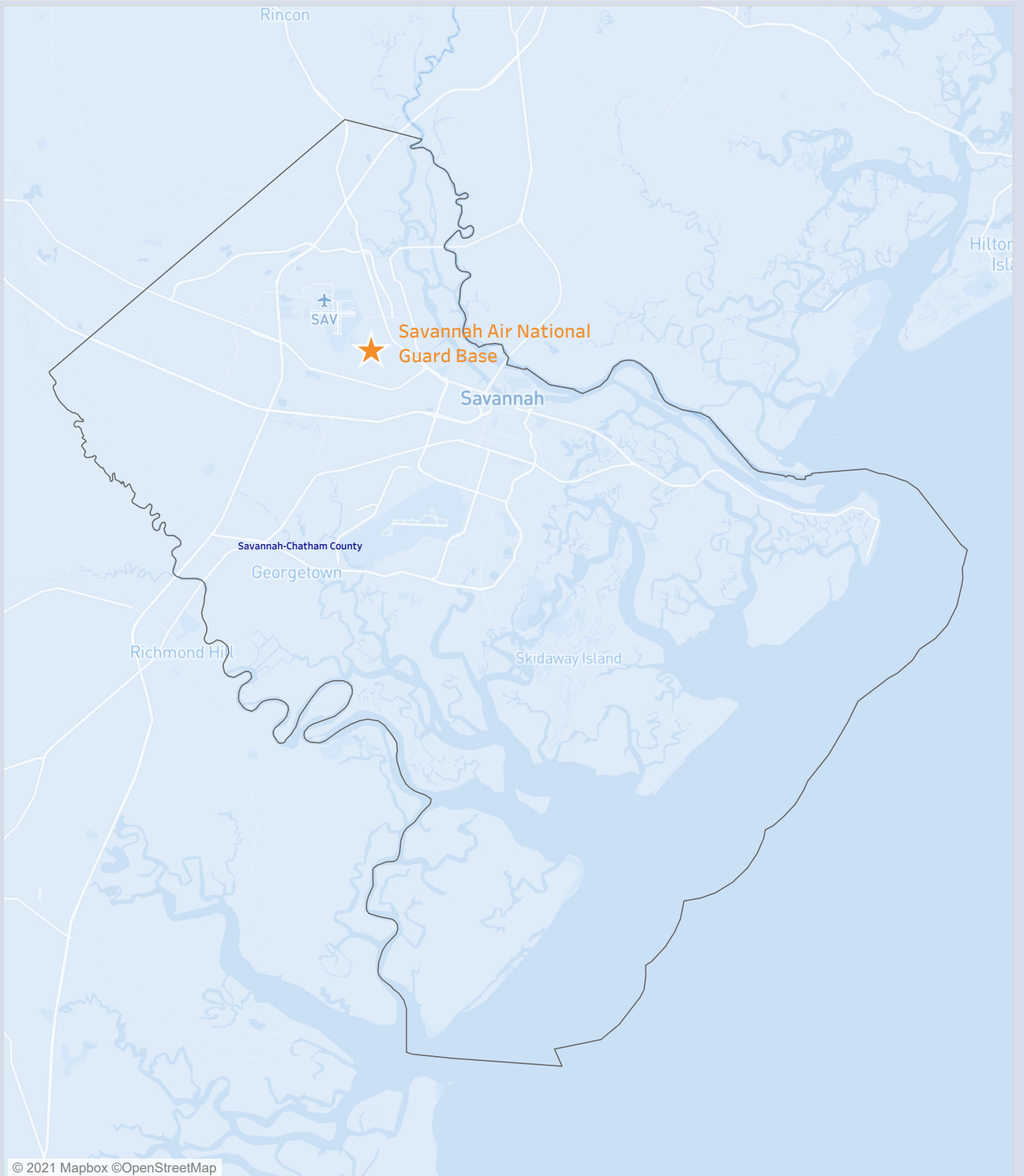
Additional notes:

- The education assessment cross references zip codes within the Military Housing Area (MHA) with zip codes of schools in the surrounding districts. Those school districts with zip codes that fall within the MHA of an installation are included in the analysis. In some locations, school district composition may have changed slightly due to the use of updated District IDs obtained from the Department of Education
- Graduation rates reflect a 4-year graduation, which was determined to be the expectation of Airmen, Guardians, and their families due to frequency of relocation
- The licensure assessment uses a checklist of licensure rules that states should have, and that they should avoid. For example, having a compact or temporary licensing rule and NOT having supervisory requirements are checklist items that lead to green. The Department of the Air Force reviewed state policies and programs intended to eliminate barriers to license portability for military spouses that were in effect as of 31 May 2021

For additional information on Education and Licensure assessment criteria, methodology and data sources, please see the Support of Military Families Background Information provided at www.af.mil under the Support to Families banner. All questions and feedback should be directed to SAF.MRR.Workflow@us.af.mil.

Savannah Air National Guard Base, Georgia


School Districts Map



Support of Military Families – 2021

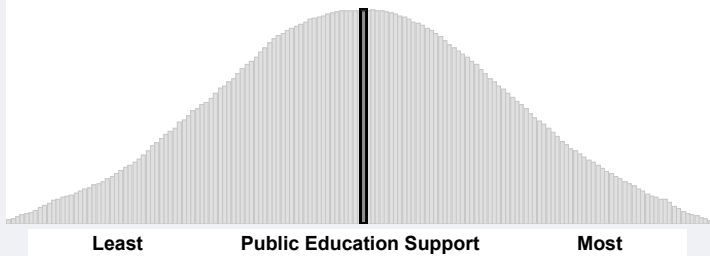
Joint Base Pearl Harbor-Hickam, Hawaii

Public Education *




Key: ■ ≤ 33.3% < ■ < 66.7% ≤ ■ (Percentile)

Comparison of all 157 Air Force Installations

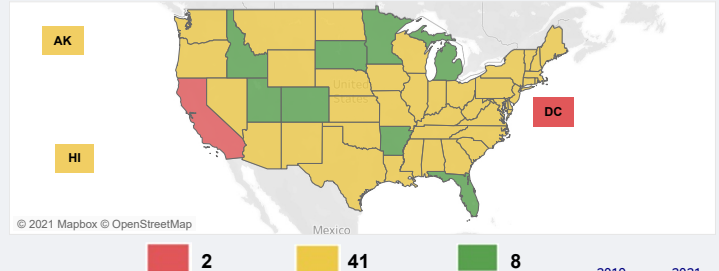


Licensure Portability



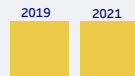
Key: ■ ≤ 1.50 < ■ < 4.00 ≤ ■ (Measure)

Licensure Portability in 50 States and DC



■ 2 ■ 41 ■ 8

Academic Performance Criteria



Graduation Rate



Student Learning Rate



School Climate Criteria



Chronic Absenteeism Rate



Suspension Rate



Service Offering Criteria



Pre-Kindergarten Availability



Student to Counselor Ratio



Student to Mental Health Support Ratio



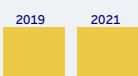
Student to Nurse Ratio



Student to Teacher Ratio



Accounting



Cosmetology



EMS



Engineering



Law



Nursing



Physical Therapy



Psychology



Teaching



Other Professions



Data Source	Most Recent Survey Time Period Utilized	Date Last Updated
State Laws, State Executive Orders, State Bar and Supreme Court Rules (Licensure)	Through May 2021	May 31, 2021

Data Source	Most Recent Survey Time Period Utilized	Date Last Updated
Department of Education - Civil Rights Data Collection District and School Data	SY 2017-2018	October 2020
Department of Education - EDFacts Graduation Rates (District Level and School Level)	SY 2018-2019	November 2020
Department of Education - National Center for Education Statistics Common Core of Data Public Elementary / Secondary School Universe Survey Data	SY 2019-2020	March 2021
Department of Education - National Center for Education Statistics Common Core of Data (School Search)	SY 2018-19 School Details and Enrollment Characteristics	April 2020
	SY 2019-20 School Directory Information	July 2020
Center for Education Policy Analysis: Stanford Education Data Archive (SEDA)	SY 2008-2009 through SY2017-2018	February 2021

* Public Education is compiled using 60% Academic Performance, 20% School Climate, and 20% Service Offering.

Areas Requiring Additional Support

Public Education

Student to Nurse



Public Education

Mental Health Support



Public Education

Graduation Rates



Licensure Language

Professions

Supervisory Req w/ MS Rule

Law



Support of Military Families – 2021

Joint Base Pearl Harbor-Hickam, Hawaii

Education and Licensure Assessment Narrative

Public Education:

(This assessment is a comparative analysis using colors to graphically display results for all criteria and categories. The colors are assigned using percentiles, divided into thirds, to provide information about a location's relative position compared to all other Department of the Air Force installations assessed)

- JB Pearl Harbor-Hickam received an overall yellow rating for public education as it fell within the middle 33 percent of all Air Force installations assessed
- The areas with the lowest relative ranking which require additional state/community support include student to nurse and student to mental health support ratios, and graduation rate
- Change from 2019:** JB Pearl Harbor-Hickam's overall education rating did not shift from 2019, however, pre-kindergarten availability shifted from red to yellow

Licensure Portability:

- The State of Hawaii received an overall yellow assessment for licensure portability indicating State statutes (primarily HRS § 436B-14.7) contain barriers to licensure and certification portability for military spouses. This assessment is driven by substantial equivalence requirements that only allow acceptance of another state's license if the requirements for obtaining the license are sufficiently similar to their own State's requirements and precludes acceptance if the requirements are not similar
- Significant barriers remain for Law due to their supervisory requirements when transferring to the State
- If you have additional information or recently made changes to your State's licensure statutes, you can send the updated information to SAF.MRR.Workflow@us.af.mil for consideration and potential changes to the assessment.
- Change from 2019:** No change from the 2019 assessment and no changes to the State's statute

Additional notes:

- The education assessment cross references zip codes within the Military Housing Area (MHA) with zip codes of schools in the surrounding districts. Those school districts with zip codes that fall within the MHA of an installation are included in the analysis. In some locations, school district composition may have changed slightly due to the use of updated District IDs obtained from the Department of Education
- Graduation rates reflect a 4-year graduation, which was determined to be the expectation of Airmen, Guardians, and their families due to frequency of relocation
- The licensure assessment uses a checklist of licensure rules that states should have, and that they should avoid. For example, having a compact or temporary licensing rule and NOT having supervisory requirements are checklist items that lead to green. The Department of the Air Force reviewed state policies and programs intended to eliminate barriers to license portability for military spouses that were in effect as of 31 May 2021

For additional information on Education and Licensure assessment criteria, methodology and data sources, please see the Support of Military Families Background Information provided at www.af.mil under the Support to Families banner. All questions and feedback should be directed to SAF.MRR.Workflow@us.af.mil.

Joint Base Pearl Harbor-Hickam, Hawaii

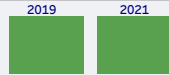
School Districts Map



Support of Military Families – 2021

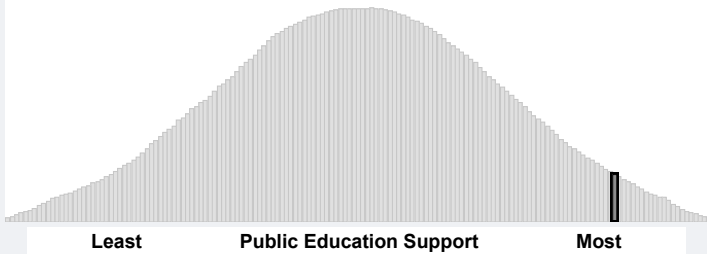
Des Moines Air National Guard Base, Iowa

Public Education *

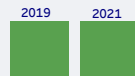


Key: ■ ≤ 33.3% < ■ < 66.7% ≤ ■ (Percentile)

Comparison of all 157 Air Force Installations



Academic Performance Criteria



Graduation Rate



Student Learning Rate



School Climate Criteria



Chronic Absenteeism Rate



Suspension Rate



Service Offering Criteria



Pre-Kindergarten Availability



Student to Counselor Ratio



Student to Mental Health Support Ratio




Student to Nurse Ratio



Student to Teacher Ratio

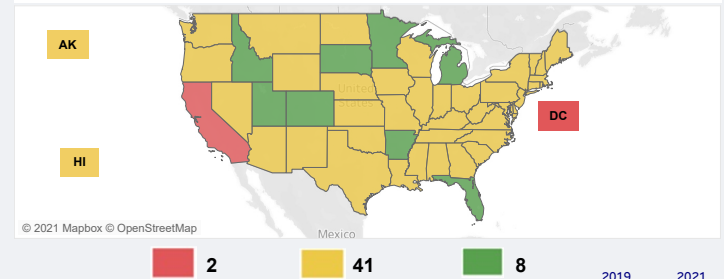


Licensure Portability

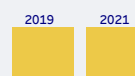


Key: ■ ≤ 1.50 < ■ < 4.00 ≤ ■ (Measure)

Licensure Portability in 50 States and DC



Accounting



Cosmetology



EMS



Engineering



Law



Nursing



Physical Therapy



Psychology



Teaching



Other Professions



Data Source	Most Recent Survey Time Period Utilized	Date Last Updated
State Laws, State Executive Orders, State Bar and Supreme Court Rules (Licensure)	Through May 2021	May 31, 2021

Data Source	Most Recent Survey Time Period Utilized	Date Last Updated
Department of Education - Civil Rights Data Collection District and School Data	SY 2017-2018	October 2020
Department of Education - EDFacts Graduation Rates (District Level and School Level)	SY 2018-2019	November 2020
Department of Education - National Center for Education Statistics Common Core of Data Public Elementary / Secondary School Universe Survey Data	SY 2019-2020	March 2021
Department of Education - National Center for Education Statistics Common Core of Data (School Search)	SY 2018-19 School Details and Enrollment Characteristics SY 2019-20 School Directory Information	April 2020 July 2020
Center for Education Policy Analysis: Stanford Education Data Archive (SEDA)	SY 2008-2009 through SY2017-2018	February 2021

* Public Education is compiled using 60% Academic Performance, 20% School Climate, and 20% Service Offering.

Areas Requiring Additional Support

Public Education

Mental Health Support ■

Public Education

Student to Teacher ■

Public Education

Student to Counselor ■

Licensure Language

Professions

No MS rule

Law ■

Support of Military Families – 2021

Des Moines Air National Guard Base, Iowa

Education and Licensure Assessment Narrative

Public Education:

(This assessment is a comparative analysis using colors to graphically display results for all criteria and categories. The colors are assigned using percentiles, divided into thirds, to provide information about a location's relative position compared to all other Department of the Air Force installations assessed)

- Des Moines ANGB received an overall green rating for public education as it fell within the top 33 percent of all Air Force installations assessed with strong overall academic performance and school climate as the driving factors
- The areas with the lowest relative ranking which require additional state/community support include student to mental health support, student to teacher and student to counselor ratios
- Change from 2019:** Des Moines' overall education rating did not shift from 2019, however, student to counselor ratio shifted from yellow to green

Licensure Portability:

- The State of Iowa received an overall yellow assessment for licensure portability indicating State statutes contain barriers to licensure and certification portability for military spouses. This assessment is driven by the requirement that an applicant be licensed or certified by another state for at least one year prior to license transfer
- Significant barriers remain for Law given the absence of military spouse specific statutes
- However, there are no barriers for Physical Therapy and Nursing due to their inclusion in compacts
- If you have additional information or recently made changes to your State's licensure statutes, you can send the updated information to SAF.MRR.Workflow@us.af.mil for consideration and potential changes to the assessment.
- Change from 2019:** Despite HB2627 removing the substantial equivalence requirements, the need for military spouses to have been licensed or certified in another state for one year prevents any change from the previous assessment

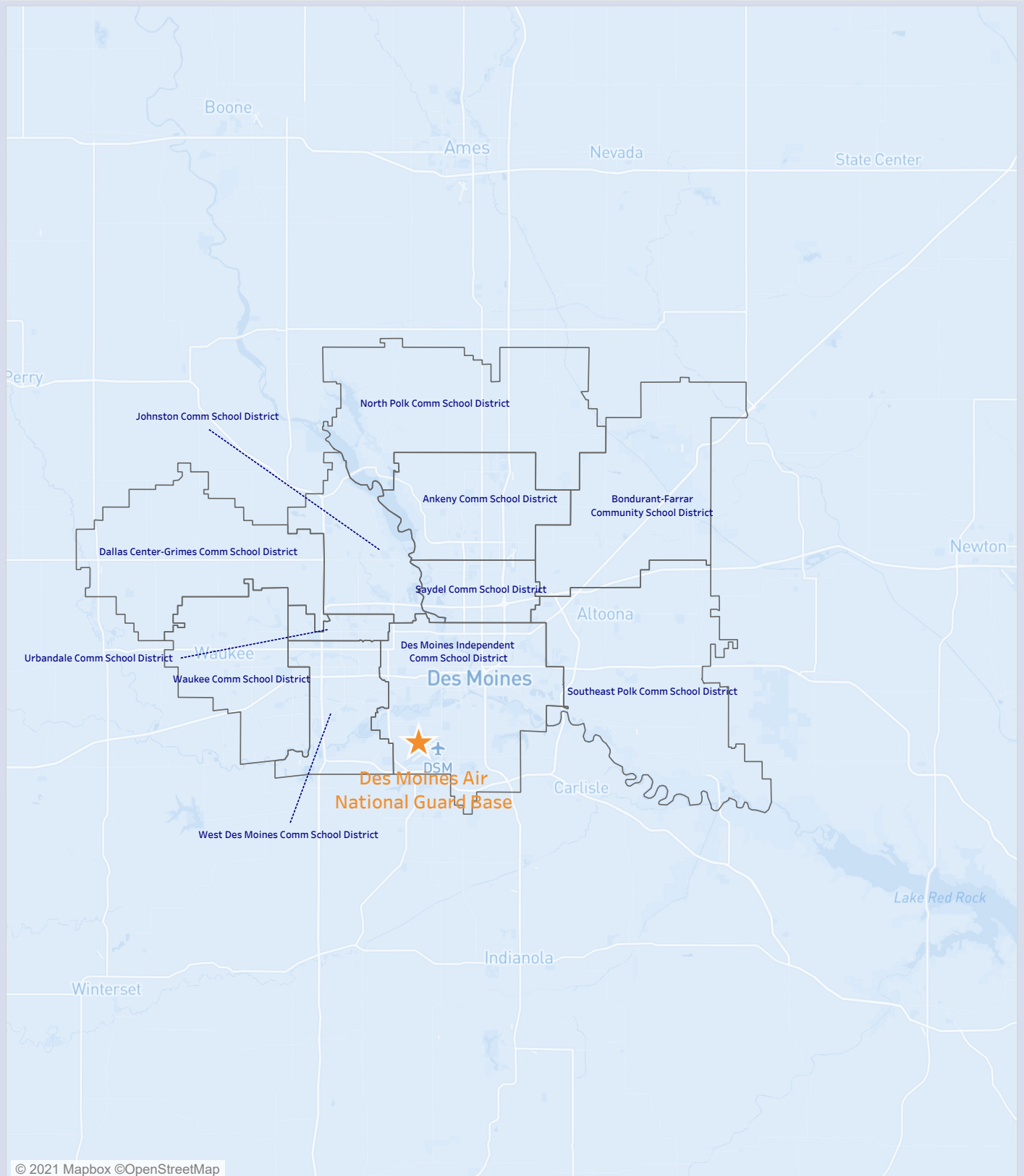
Additional notes:

- The education assessment cross references zip codes within the Military Housing Area (MHA) with zip codes of schools in the surrounding districts. Those school districts with zip codes that fall within the MHA of an installation are included in the analysis. In some locations, school district composition may have changed slightly due to the use of updated District IDs obtained from the Department of Education
- Graduation rates reflect a 4-year graduation, which was determined to be the expectation of Airmen, Guardians, and their families due to frequency of relocation
- The licensure assessment uses a checklist of licensure rules that states should have, and that they should avoid. For example, having a compact or temporary licensing rule and NOT having supervisory requirements are checklist items that lead to green. The Department of the Air Force reviewed state policies and programs intended to eliminate barriers to license portability for military spouses that were in effect as of 31 May 2021

For additional information on Education and Licensure assessment criteria, methodology and data sources, please see the Support of Military Families Background Information provided at www.af.mil under the Support to Families banner. All questions and feedback should be directed to SAF.MRR.Workflow@us.af.mil.

Des Moines Air National Guard Base, Iowa


School Districts Map



Support of Military Families – 2021

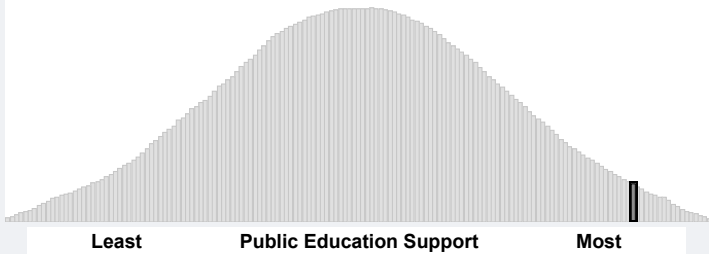
Sioux Gateway Airport Brigadier General “Bud” Day Field, Iowa

Public Education *

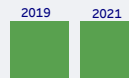


Key: ■ ≤ 33.3% < ■ < 66.7% ≤ ■ (Percentile)

Comparison of all 157 Air Force Installations



Academic Performance Criteria



Graduation Rate



Student Learning Rate



School Climate Criteria



Chronic Absenteeism Rate



Suspension Rate



Service Offering Criteria



Pre-Kindergarten Availability



Student to Counselor Ratio



Student to Mental Health Support Ratio




Student to Nurse Ratio



Student to Teacher Ratio

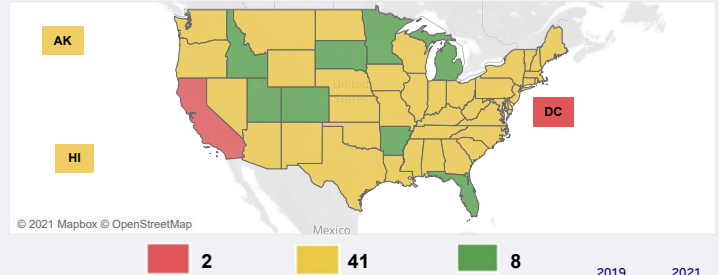


Licensure Portability

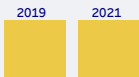


Key: ■ ≤ 1.50 < ■ < 4.00 ≤ ■ (Measure)

Licensure Portability in 50 States and DC



Accounting



Cosmetology



EMS



Engineering



Law



Nursing



Physical Therapy



Psychology



Teaching



Other Professions



Data Source	Most Recent Survey Time Period Utilized	Date Last Updated
State Laws, State Executive Orders, State Bar and Supreme Court Rules (Licensure)	Through May 2021	May 31, 2021

Areas Requiring Additional Support

Public Education

Mental Health Support ■

Public Education

Student to Counselor ■

Public Education

Student to Nurse ■

Licensure Language

Professions

No MS rule

Law ■

Data Source	Most Recent Survey Time Period Utilized	Date Last Updated
Department of Education - Civil Rights Data Collection District and School Data	SY 2017-2018	October 2020
Department of Education - EDFACTS Graduation Rates (District Level and School Level)	SY 2018-2019	November 2020
Department of Education - National Center for Education Statistics Common Core of Data Public Elementary / Secondary School Universe Survey Data	SY 2019-2020	March 2021
Department of Education - National Center for Education Statistics Common Core of Data (School Search)	SY 2018-19 School Details and Enrollment Characteristics	April 2020
	SY 2019-20 School Directory Information	July 2020
Center for Education Policy Analysis: Stanford Education Data Archive (SEDA)	SY 2008-2009 through SY2017-2018	February 2021

* Public Education is compiled using 60% Academic Performance, 20% School Climate, and 20% Service Offering.

Support of Military Families – 2021

Sioux Gateway Airport Brigadier General “Bud” Day Field, Iowa

Education and Licensure Assessment Narrative

Public Education:

(This assessment is a comparative analysis using colors to graphically display results for all criteria and categories. The colors are assigned using percentiles, divided into thirds, to provide information about a location’s relative position compared to all other Department of the Air Force installations assessed)

- Sioux Gateway received an overall green rating for public education as it fell within the top 33 percent of all Air Force installations assessed with strong overall academic performance, school climate, and service offering as the driving factors
- The areas with the lowest relative ranking which require additional state/community support include student to mental health support, student to counselor and student to nurse ratios
- Change from 2019:** Sioux Gateway’s overall education rating did not shift from 2019, however, student learning rate shifted from yellow to green, while chronic absenteeism rate, suspension rate, student to counselor ratio and student to nurse ratio all shifted from green to yellow

Licensure Portability:

- The State of Iowa received an overall yellow assessment for licensure portability indicating State statutes contain barriers to licensure and certification portability for military spouses. This assessment is driven by the requirement that an applicant be licensed or certified by another state for at least one year prior to license transfer
- Significant barriers remain for Law given the absence of military spouse specific statutes
- However, there are no barriers for Physical Therapy and Nursing due to their inclusion in compacts
- If you have additional information or recently made changes to your State’s licensure statutes, you can send the updated information to SAF.MRR.Workflow@us.af.mil for consideration and potential changes to the assessment.
- Change from 2019:** Despite HB2627 removing the substantial equivalence requirements, the need for military spouses to have been licensed or certified in another state for one year prevents any change from the previous assessment

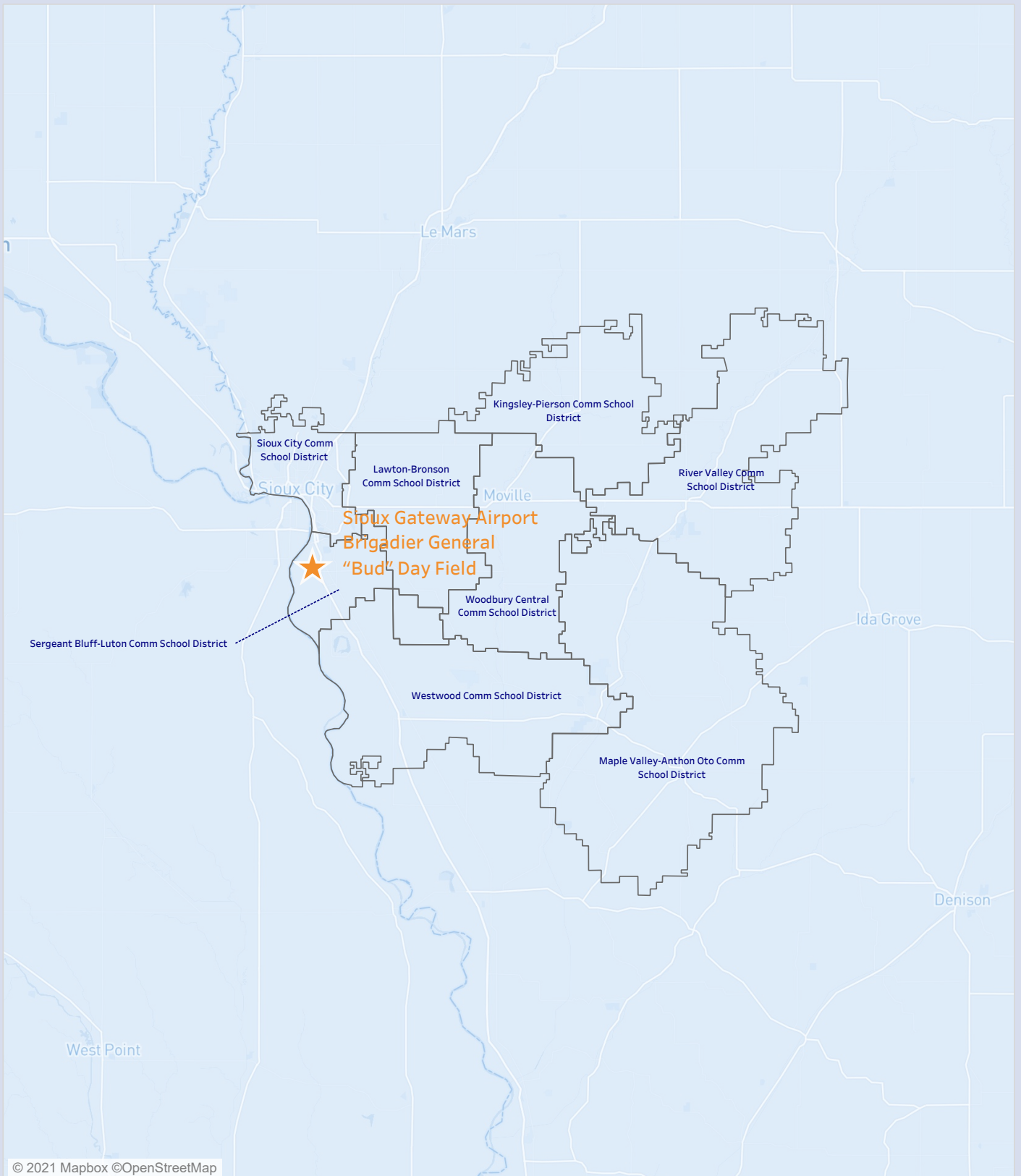
Additional notes:

- The education assessment cross references zip codes within the Military Housing Area (MHA) with zip codes of schools in the surrounding districts. Those school districts with zip codes that fall within the MHA of an installation are included in the analysis. In some locations, school district composition may have changed slightly due to the use of updated District IDs obtained from the Department of Education
- Graduation rates reflect a 4-year graduation, which was determined to be the expectation of Airmen, Guardians, and their families due to frequency of relocation
- The licensure assessment uses a checklist of licensure rules that states should have, and that they should avoid. For example, having a compact or temporary licensing rule and NOT having supervisory requirements are checklist items that lead to green. The Department of the Air Force reviewed state policies and programs intended to eliminate barriers to license portability for military spouses that were in effect as of 31 May 2021

For additional information on Education and Licensure assessment criteria, methodology and data sources, please see the Support of Military Families Background Information provided at www.af.mil under the Support to Families banner. All questions and feedback should be directed to SAF.MRR.Workflow@us.af.mil .

Sioux Gateway Airport Brigadier General "Bud" Day Field, Iowa


School Districts Map



Support of Military Families – 2021

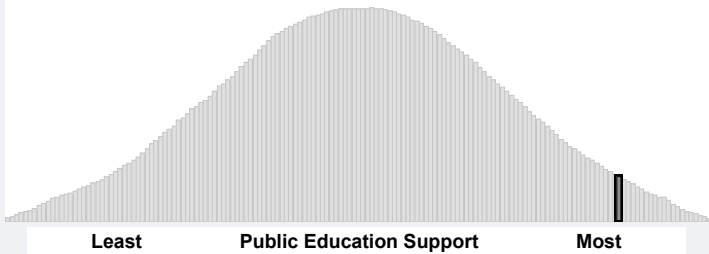
Gowen Field, Idaho

Public Education *

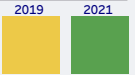


Key: ■ ≤ 33.3% < ■ < 66.7% ≤ ■ (Percentile)

Comparison of all 157 Air Force Installations

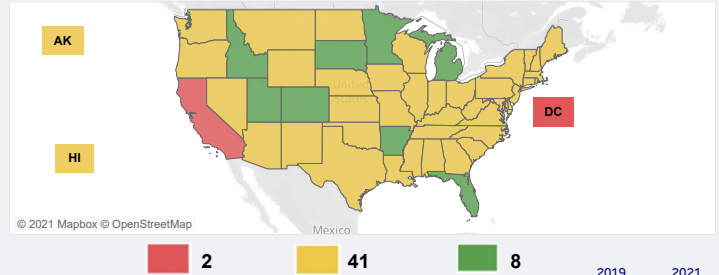


Licensure Portability

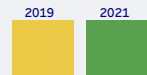


Key: ■ ≤ 1.50 < ■ < 4.00 ≤ ■ (Measure)

Licensure Portability in 50 States and DC



Accounting



Cosmetology



EMS



Engineering



Law



Nursing



Physical Therapy



Psychology



Teaching

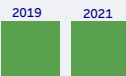


Other Professions



Data Source	Most Recent Survey Time Period Utilized	Date Last Updated
State Laws, State Executive Orders, State Bar and Supreme Court Rules (Licensure)	Through May 2021	May 31, 2021

Academic Performance Criteria



Graduation Rate



Student Learning Rate



School Climate Criteria



Chronic Absenteeism Rate



Suspension Rate



Service Offering Criteria



Pre-Kindergarten Availability



Student to Counselor Ratio



Student to Mental Health Support Ratio



Student to Nurse Ratio



Student to Teacher Ratio



Data Source	Most Recent Survey Time Period Utilized	Date Last Updated
Department of Education - Civil Rights Data Collection District and School Data	SY 2017-2018	October 2020
Department of Education - EDfacts Graduation Rates (District Level and School Level)	SY 2018-2019	November 2020
Department of Education - National Center for Education Statistics Common Core of Data Public Elementary / Secondary School Universe Survey Data	SY 2019-2020	March 2021
Department of Education - National Center for Education Statistics Common Core of Data (School Search)	SY 2018-19 School Details and Enrollment Characteristics	April 2020
	SY 2019-20 School Directory Information	July 2020
Center for Education Policy Analysis: Stanford Education Data Archive (SEDA)	SY 2008-2009 through SY2017-2018	February 2021

* Public Education is compiled using 60% Academic Performance, 20% School Climate, and 20% Service Offering.

Areas Requiring Additional Support

Public Education

Student to Teacher



Public Education

Graduation Rates



Public Education

PreK



Licensure Language

Professions

Supervisory Req w/ MS Rule

Law



Support of Military Families – 2021

Gowen Field, Idaho

Education and Licensure Assessment Narrative

Public Education:

(This assessment is a comparative analysis using colors to graphically display results for all criteria and categories. The colors are assigned using percentiles, divided into thirds, to provide information about a location's relative position compared to all other Department of the Air Force installations assessed)

- Gowen Field received an overall green rating for public education as it fell within the top 33 percent of all Air Force installations assessed with strong student learning rate and overall school climate as the driving factors
- The areas with the lowest relative ranking which require additional state/community support include student to teacher ratio, graduation rate, and pre-kindergarten availability
- Change from 2019:** Gowen Fields' overall education rating did not shift from 2019, however, student to counselor ratio shifted from red to yellow, while pre-kindergarten availability shifted from yellow to red

Licensure Portability:

- The State of Idaho received an overall green assessment for licensure portability indicating State statutes (primarily ID ST § [67-9406]67-9306) are effective in removing barriers to licensure and certification portability. Military spouses can easily transfer professional licenses and certificates from other states and sustain their career
- However, barriers remain for Law given the State has supervisory requirements
- If you have additional information or recently made changes to your State's licensure statutes, you can send the updated information to SAF.MRR.Workflow@us.af.mil for consideration and potential changes to the assessment.
- Change from 2019:** Idaho improved to a green assessment by updating their legislation to require ("shall") licensing authorities to issue and expedite military spouse licenses as opposed to leaving to the agency's discretion ("may")

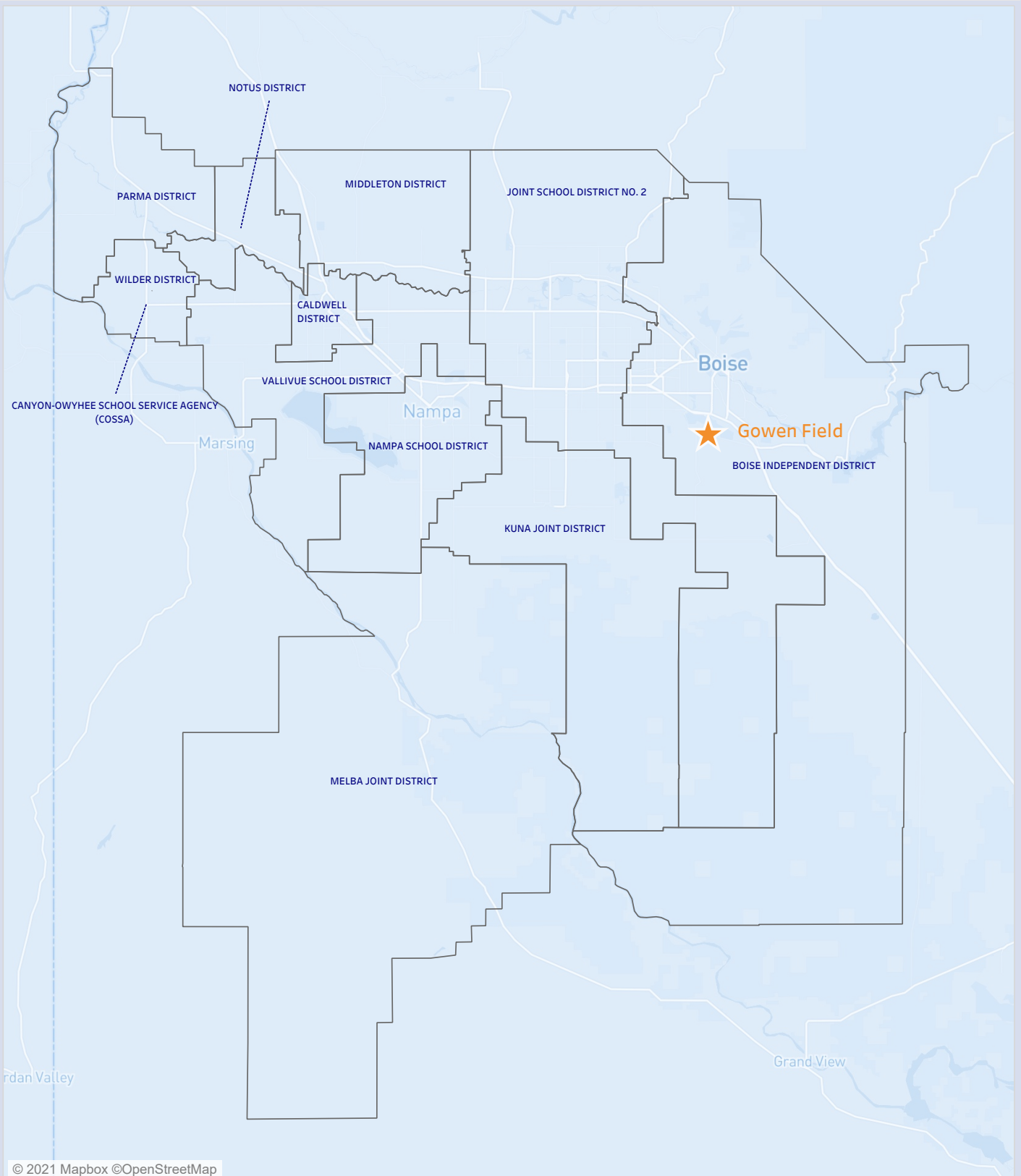
Additional notes:

- The education assessment cross references zip codes within the Military Housing Area (MHA) with zip codes of schools in the surrounding districts. Those school districts with zip codes that fall within the MHA of an installation are included in the analysis. In some locations, school district composition may have changed slightly due to the use of updated District IDs obtained from the Department of Education
- Graduation rates reflect a 4-year graduation, which was determined to be the expectation of Airmen, Guardians, and their families due to frequency of relocation
- The licensure assessment uses a checklist of licensure rules that states should have, and that they should avoid. For example, having a compact or temporary licensing rule and NOT having supervisory requirements are checklist items that lead to green. The Department of the Air Force reviewed state policies and programs intended to eliminate barriers to license portability for military spouses that were in effect as of 31 May 2021

For additional information on Education and Licensure assessment criteria, methodology and data sources, please see the Support of Military Families Background Information provided at www.af.mil under the Support to Families banner. All questions and feedback should be directed to SAF.MRR.Workflow@us.af.mil.

Gowen Field, Idaho

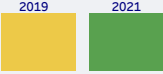
School Districts Map



Support of Military Families – 2021

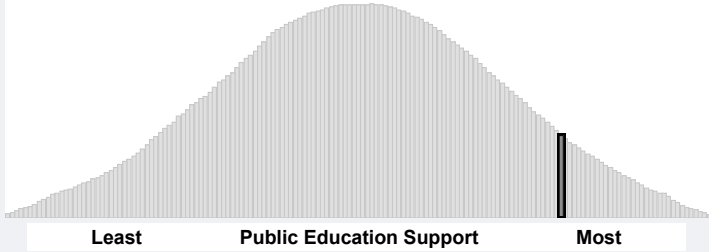
Mountain Home Air Force Base, Idaho

Public Education *

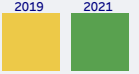


Key: ■ ≤ 33.3% < ■ < 66.7% ≤ ■ (Percentile)

Comparison of all 157 Air Force Installations

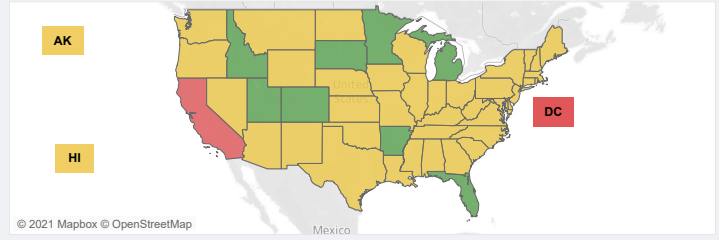


Licensure Portability



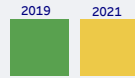
Key: ■ ≤ 1.50 < ■ < 4.00 ≤ ■ (Measure)

Licensure Portability in 50 States and DC



2 41 8

Academic Performance Criteria



Graduation Rate



Student Learning Rate



School Climate Criteria

Chronic Absenteeism Rate



Suspension Rate



Service Offering Criteria

Pre-Kindergarten Availability



Student to Counselor Ratio



Student to Mental Health Support Ratio



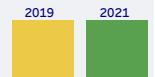
Student to Nurse Ratio



Student to Teacher Ratio



Accounting



Cosmetology



EMS



Engineering



Law



Nursing



Physical Therapy



Psychology



Teaching



Other Professions



Data Source	Most Recent Survey Time Period Utilized	Date Last Updated
State Laws, State Executive Orders, State Bar and Supreme Court Rules (Licensure)	Through May 2021	May 31, 2021

Data Source	Most Recent Survey Time Period Utilized	Date Last Updated
Department of Education - Civil Rights Data Collection District and School Data	SY 2017-2018	October 2020
Department of Education - ED Facts Graduation Rates (District Level and School Level)	SY 2018-2019	November 2020
Department of Education - National Center for Education Statistics Common Core of Data Public Elementary / Secondary School Universe Survey Data	SY 2019-2020	March 2021
Department of Education - National Center for Education Statistics Common Core of Data (School Search)	SY 2018-19 School Details and Enrollment Characteristics	April 2020
	SY 2019-20 School Directory Information	July 2020
Center for Education Policy Analysis: Stanford Education Data Archive (SEDA)	SY 2008-2009 through SY2017-2018	February 2021

* Public Education is compiled using 60% Academic Performance, 20% School Climate, and 20% Service Offering.

Areas Requiring Additional Support

Public Education

Graduation Rates



Public Education

Student to Teacher



Public Education

PreK



Licensure Language

Professions

Supervisory Req w/ MS Rule

Law



Support of Military Families – 2021

Mountain Home Air Force Base, Idaho

Education and Licensure Assessment Narrative

Public Education:

(This assessment is a comparative analysis using colors to graphically display results for all criteria and categories. The colors are assigned using percentiles, divided into thirds, to provide information about a location's relative position compared to all other Department of the Air Force installations assessed)

- Mountain Home AFB received an overall green rating for public education as it fell within the top 33 percent of all Air Force installations assessed with a strong student learning rate as the driving factor
- The areas with the lowest relative ranking which require additional state/community support include graduation rate, student to teacher ratio, and pre-kindergarten availability
- Change from 2019:** Mountain Home's overall education rating shifted from yellow to green due to improvements in chronic absenteeism rate, pre-kindergarten availability, and student to mental health support, student to counselor and student to nurse ratios. Additionally, overall academic performance shifted from green to yellow, as did suspension rate

Licensure Portability:

- The State of Idaho received an overall green assessment for licensure portability indicating State statutes (primarily ID ST § [67-9406]67-9306) are effective in removing barriers to licensure and certification portability. Military spouses can easily transfer professional licenses and certificates from other states and sustain their career
- However, barriers remain for Law given the State has supervisory requirements
- If you have additional information or recently made changes to your State's licensure statutes, you can send the updated information to SAF.MRR.Workflow@us.af.mil for consideration and potential changes to the assessment.
- Change from 2019:** Idaho improved to a green assessment by updating their legislation to require ("shall") licensing authorities to issue and expedite military spouse licenses as opposed to leaving to the agency's discretion ("may")

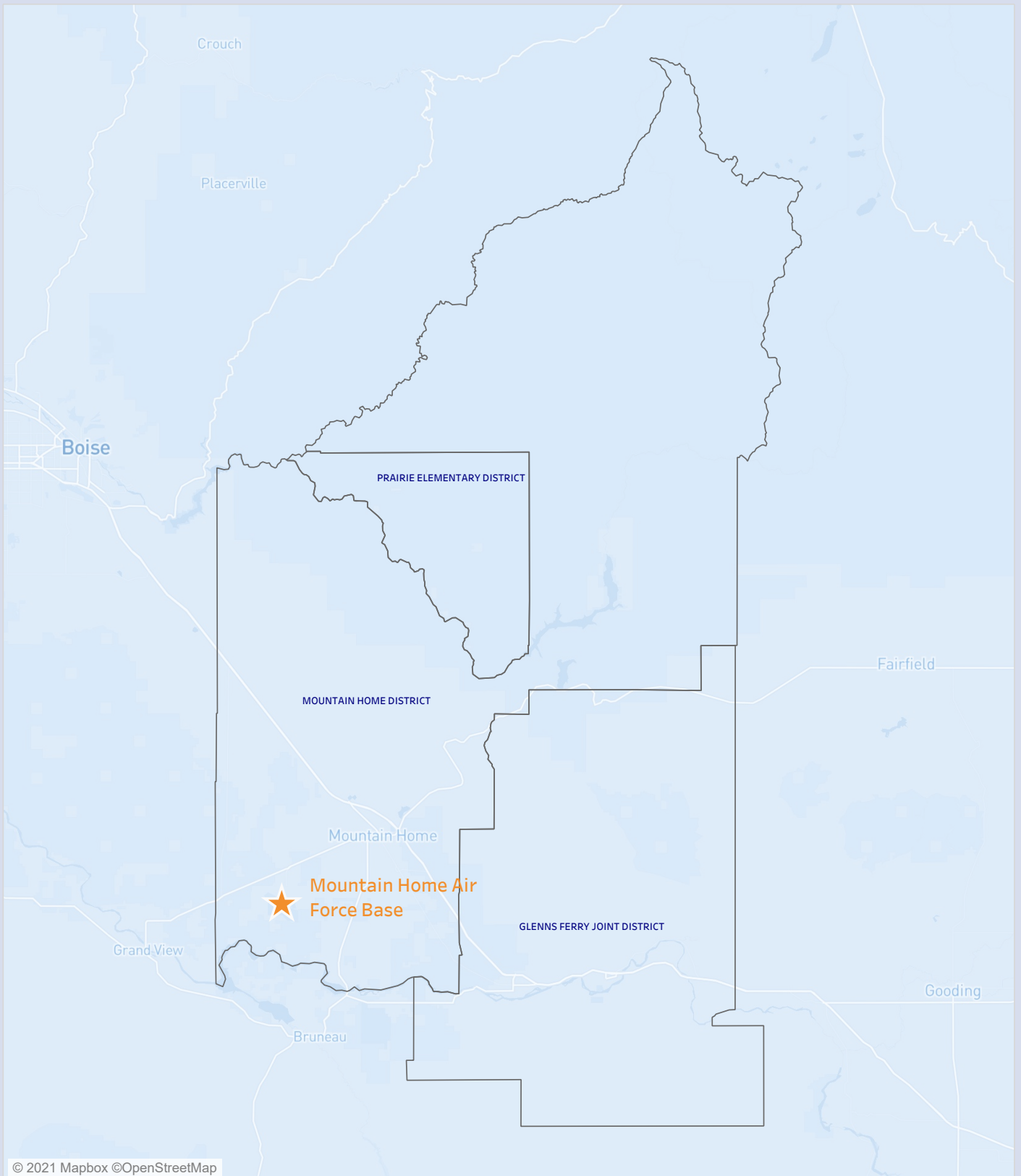
Additional notes:

- The education assessment cross references zip codes within the Military Housing Area (MHA) with zip codes of schools in the surrounding districts. Those school districts with zip codes that fall within the MHA of an installation are included in the analysis. In some locations, school district composition may have changed slightly due to the use of updated District IDs obtained from the Department of Education
- Graduation rates reflect a 4-year graduation, which was determined to be the expectation of Airmen, Guardians, and their families due to frequency of relocation
- The licensure assessment uses a checklist of licensure rules that states should have, and that they should avoid. For example, having a compact or temporary licensing rule and NOT having supervisory requirements are checklist items that lead to green. The Department of the Air Force reviewed state policies and programs intended to eliminate barriers to license portability for military spouses that were in effect as of 31 May 2021

For additional information on Education and Licensure assessment criteria, methodology and data sources, please see the Support of Military Families Background Information provided at www.af.mil under the Support to Families banner. All questions and feedback should be directed to SAF.MRR.Workflow@us.af.mil.

Mountain Home Air Force Base, Idaho

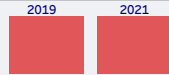
School Districts Map



Support of Military Families – 2021

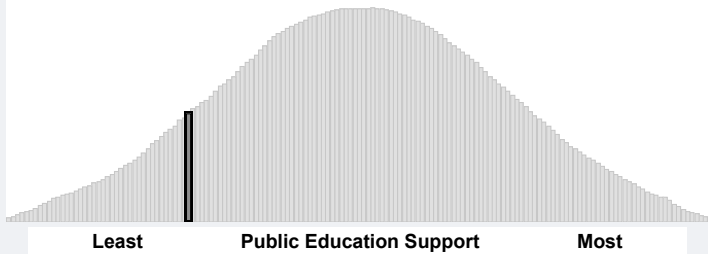
Capital Airport Air National Guard Station, Illinois

Public Education *

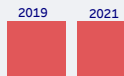


Key: ■ ≤ 33.3% < ■ < 66.7% ≤ ■ (Percentile)

Comparison of all 157 Air Force Installations



Academic Performance Criteria



Graduation Rate



Student Learning Rate



School Climate Criteria



Chronic Absenteeism Rate



Suspension Rate



Service Offering Criteria



Pre-Kindergarten Availability



Student to Counselor Ratio



Student to Mental Health Support Ratio



Student to Nurse Ratio




Student to Teacher Ratio



Data Source	Most Recent Survey Time Period Utilized	Date Last Updated
Department of Education - Civil Rights Data Collection District and School Data	SY 2017-2018	October 2020
Department of Education - EDFacts Graduation Rates (District Level and School Level)	SY 2018-2019	November 2020
Department of Education - National Center for Education Statistics Common Core of Data Public Elementary / Secondary School Universe Survey Data	SY 2019-2020	March 2021
Department of Education - National Center for Education Statistics Common Core of Data (School Search)	SY 2018-19 School Details and Enrollment Characteristics	April 2020
	SY 2019-20 School Directory Information	July 2020
Center for Education Policy Analysis: Stanford Education Data Archive (SEDA)	SY 2008-2009 through SY2017-2018	February 2021

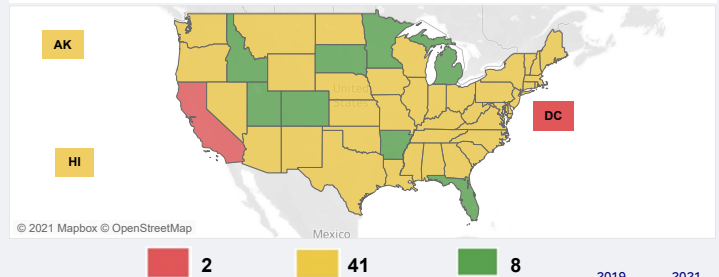
* Public Education is compiled using 60% Academic Performance, 20% School Climate, and 20% Service Offering.

Licensure Portability

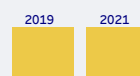


Key: ■ ≤ 1.50 < ■ < 4.00 ≤ ■ (Measure)

Licensure Portability in 50 States and DC



Accounting



Cosmetology



EMS



Engineering



Law



Nursing



Physical Therapy



Psychology



Teaching



Other Professions



Data Source	Most Recent Survey Time Period Utilized	Date Last Updated
State Laws, State Executive Orders, State Bar and Supreme Court Rules (Licensure)	Through May 2021	May 31, 2021

Areas Requiring Additional Support

Public Education

Student to Counselor



Public Education

Growth Measure



Public Education

Graduation Rates



Licensure Language

Professions

Substantial equivalency Temporary license

Accounting, Cosmetology, Engineering, Nursing, Physical Therapy, Teaching



Support of Military Families – 2021

Capital Airport Air National Guard Station, Illinois

Education and Licensure Assessment Narrative

Public Education:

(This assessment is a comparative analysis using colors to graphically display results for all criteria and categories. The colors are assigned using percentiles, divided into thirds, to provide information about a location's relative position compared to all other Department of the Air Force installations assessed)

- Capital Airport ANGS received an overall red rating for public education as it fell within the bottom 33 percent of all Air Force installations assessed
- The areas with the lowest relative ranking which require additional state/community support include, student to counselor ratio, student learning rate, and graduation rate
- Change from 2019:** Capital Airport's overall education rating did not shift from 2019, however, overall service offering shifted from yellow to green as did student to nurse ratio. Additionally, suspension rate shifted from yellow to red

Licensure Portability:

- The State of Illinois received an overall yellow assessment for licensure portability indicating the State statutes (primarily 20 ILCS 5/5-715) contain barriers to licensure and certification portability for military spouses. This assessment is driven by substantial equivalence requirements that allow acceptance of another state's license if the requirements for obtaining the license are sufficiently similar to their own State's requirements and precludes acceptance if the requirements are not similar
- No barriers remain for Law and EMS due to their favorable military spouse Law policy (provides a temporary license with no supervisory requirements) and their inclusion in the National Registry of Emergency Medical Technicians
- If you have additional information or recently made changes to your State's licensure statutes, you can send the updated information to SAF.MRR.Workflow@us.af.mil for consideration and potential changes to the assessment.
- Change from 2019:** Despite 20 ILCS 5/5-715 expediting the licensure process and providing a smoother experience for military spouses, the substantial equivalence requirements prevent a change in assessment

Additional notes:

- The education assessment cross references zip codes within the Military Housing Area (MHA) with zip codes of schools in the surrounding districts. Those school districts with zip codes that fall within the MHA of an installation are included in the analysis. In some locations, school district composition may have changed slightly due to the use of updated District IDs obtained from the Department of Education
- Graduation rates reflect a 4-year graduation, which was determined to be the expectation of Airmen, Guardians, and their families due to frequency of relocation
- The licensure assessment uses a checklist of licensure rules that states should have, and that they should avoid. For example, having a compact or temporary licensing rule and NOT having supervisory requirements are checklist items that lead to green. The Department of the Air Force reviewed state policies and programs intended to eliminate barriers to license portability for military spouses that were in effect as of 31 May 2021

For additional information on Education and Licensure assessment criteria, methodology and data sources, please see the Support of Military Families Background Information provided at www.af.mil under the Support to Families banner. All questions and feedback should be directed to SAF.MRR.Workflow@us.af.mil.

Capital Airport Air National Guard Station, Illinois

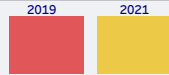
School Districts Map



Support of Military Families – 2021

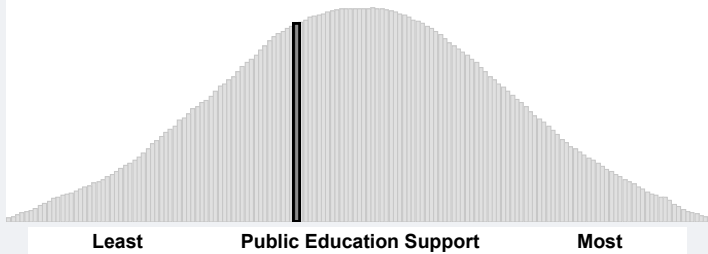
Peoria Air National Guard Base, Illinois

Public Education *

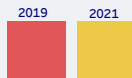


Key: ■ ≤ 33.3% < ■ < 66.7% ≤ ■ (Percentile)

Comparison of all 157 Air Force Installations



Academic Performance Criteria



Graduation Rate



Student Learning Rate



School Climate Criteria



Chronic Absenteeism Rate



Suspension Rate



Service Offering Criteria



Pre-Kindergarten Availability



Student to Counselor Ratio



Student to Mental Health Support Ratio



Student to Nurse Ratio




Student to Teacher Ratio



Data Source	Most Recent Survey Time Period Utilized	Date Last Updated
Department of Education - Civil Rights Data Collection District and School Data	SY 2017-2018	October 2020
Department of Education - EDFacts Graduation Rates (District Level and School Level)	SY 2018-2019	November 2020
Department of Education - National Center for Education Statistics Common Core of Data Public Elementary / Secondary School Universe Survey Data	SY 2019-2020	March 2021
Department of Education - National Center for Education Statistics Common Core of Data (School Search)	SY 2018-19 School Details and Enrollment Characteristics	April 2020
	SY 2019-20 School Directory Information	July 2020
Center for Education Policy Analysis: Stanford Education Data Archive (SEDA)	SY 2008-2009 through SY2017-2018	February 2021

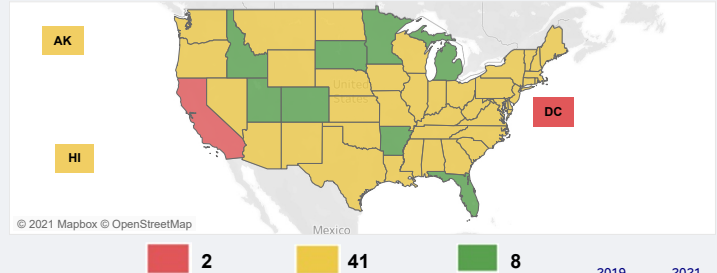
* Public Education is compiled using 60% Academic Performance, 20% School Climate, and 20% Service Offering.

Licensure Portability

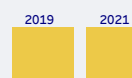


Key: ■ ≤ 1.50 < ■ < 4.00 ≤ ■ (Measure)

Licensure Portability in 50 States and DC



Accounting



Cosmetology



EMS



Engineering



Law



Nursing



Physical Therapy



Psychology



Teaching



Other Professions



Data Source	Most Recent Survey Time Period Utilized	Date Last Updated
State Laws, State Executive Orders, State Bar and Supreme Court Rules (Licensure)	Through May 2021	May 31, 2021

Areas Requiring Additional Support

Public Education

Student to Counselor



Public Education

PreK



Public Education

Graduation Rates



Licensure Language

Professions

Substantial equivalency Temporary license

Accounting, Cosmetology, Engineering, Nursing, Physical Therapy, Teaching



Support of Military Families – 2021

Peoria Air National Guard Base, Illinois

Education and Licensure Assessment Narrative

Public Education:

(This assessment is a comparative analysis using colors to graphically display results for all criteria and categories. The colors are assigned using percentiles, divided into thirds, to provide information about a location's relative position compared to all other Department of the Air Force installations assessed)

- Peoria ANGB received an overall yellow rating for public education as it fell within the middle 33 percent of all Air Force installations assessed
- The areas with the lowest relative ranking which require additional state/community support include student to counselor ratio, pre-kindergarten availability, and graduation rate
- Change from 2019:** Peoria's overall education rating shifted from red to yellow, as did overall academic performance and service offering

Licensure Portability:

- The State of Illinois received an overall yellow assessment for licensure portability indicating the State statutes (primarily 20 ILCS 5/5-715) contain barriers to licensure and certification portability for military spouses. This assessment is driven by substantial equivalence requirements that allow acceptance of another state's license if the requirements for obtaining the license are sufficiently similar to their own State's requirements and precludes acceptance if the requirements are not similar
- No barriers remain for Law and EMS due to their favorable military spouse Law policy (provides a temporary license with no supervisory requirements) and their inclusion in the National Registry of Emergency Medical Technicians
- If you have additional information or recently made changes to your State's licensure statutes, you can send the updated information to SAF.MRR.Workflow@us.af.mil for consideration and potential changes to the assessment.
- Change from 2019:** Despite 20 ILCS 5/5-715 expediting the licensure process and providing a smoother experience for military spouses, the substantial equivalence requirements prevent a change in assessment

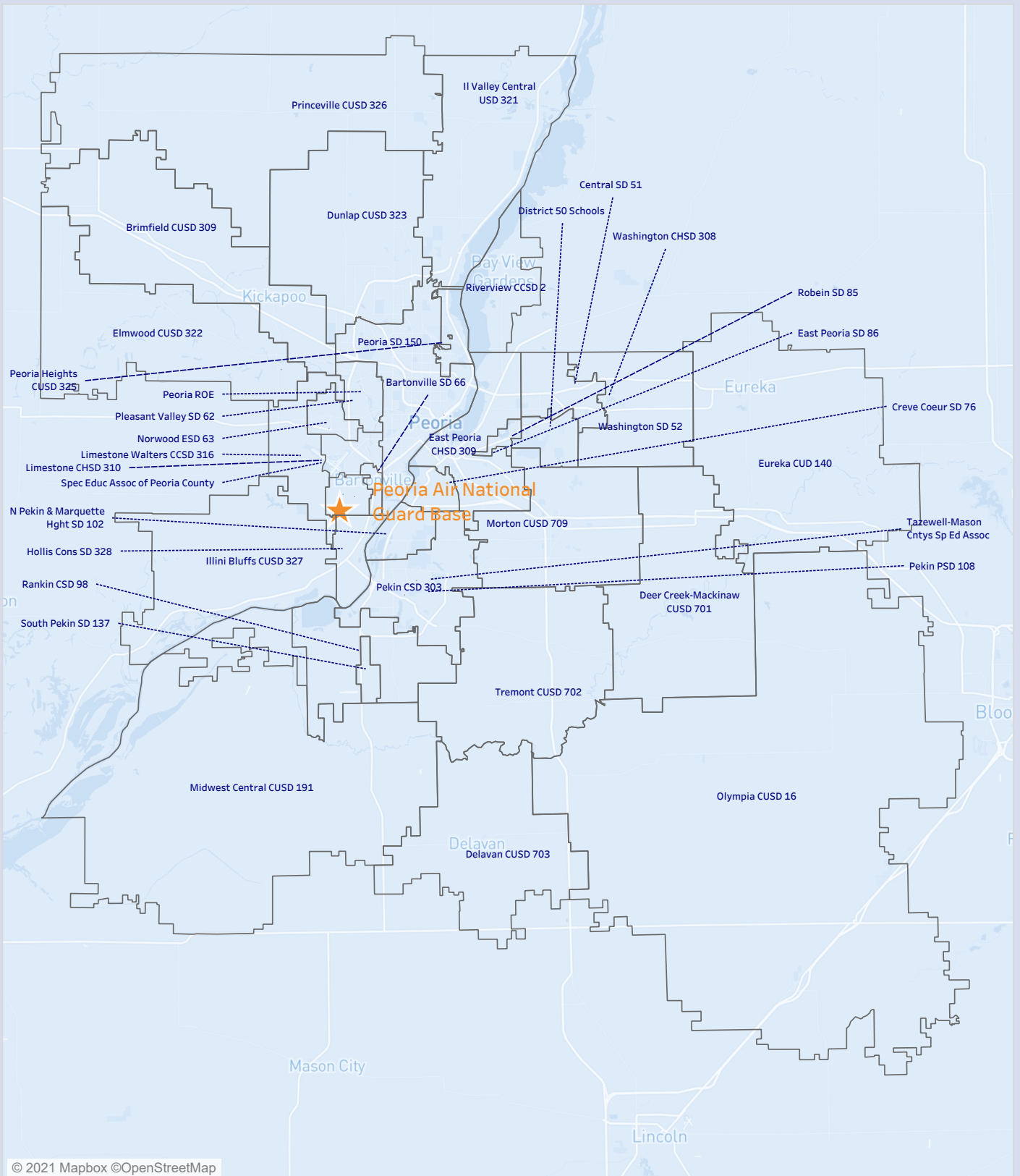
Additional notes:

- The education assessment cross references zip codes within the Military Housing Area (MHA) with zip codes of schools in the surrounding districts. Those school districts with zip codes that fall within the MHA of an installation are included in the analysis. In some locations, school district composition may have changed slightly due to the use of updated District IDs obtained from the Department of Education
- Graduation rates reflect a 4-year graduation, which was determined to be the expectation of Airmen, Guardians, and their families due to frequency of relocation
- The licensure assessment uses a checklist of licensure rules that states should have, and that they should avoid. For example, having a compact or temporary licensing rule and NOT having supervisory requirements are checklist items that lead to green. The Department of the Air Force reviewed state policies and programs intended to eliminate barriers to license portability for military spouses that were in effect as of 31 May 2021

For additional information on Education and Licensure assessment criteria, methodology and data sources, please see the Support of Military Families Background Information provided at www.af.mil under the Support to Families banner. All questions and feedback should be directed to SAF.MRR.Workflow@us.af.mil.

Peoria Air National Guard Base, Illinois

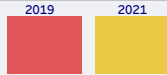
School Districts Map



Support of Military Families – 2021

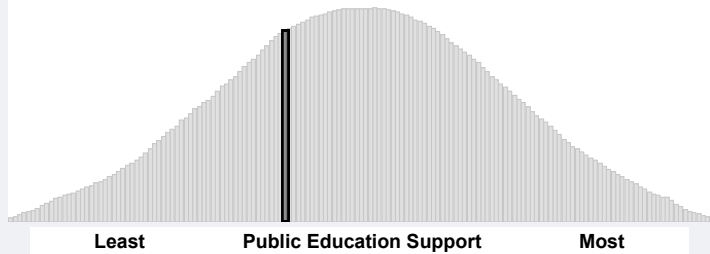
Scott Air Force Base, Illinois

Public Education *

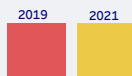


Key: ■ ≤ 33.3% < ■ < 66.7% ≤ ■ (Percentile)

Comparison of all 157 Air Force Installations



Academic Performance Criteria



Graduation Rate



Student Learning Rate



School Climate Criteria



Chronic Absenteeism Rate



Suspension Rate



Service Offering Criteria



Pre-Kindergarten Availability



Student to Counselor Ratio



Student to Mental Health Support Ratio



Student to Nurse Ratio




Student to Teacher Ratio



Data Source	Most Recent Survey Time Period Utilized	Date Last Updated
Department of Education - Civil Rights Data Collection District and School Data	SY 2017-2018	October 2020
Department of Education - EDFacts Graduation Rates (District Level and School Level)	SY 2018-2019	November 2020
Department of Education - National Center for Education Statistics Common Core of Data Public Elementary / Secondary School Universe Survey Data	SY 2019-2020	March 2021
Department of Education - National Center for Education Statistics Common Core of Data (School Search)	SY 2018-19 School Details and Enrollment Characteristics	April 2020
	SY 2019-20 School Directory Information	July 2020
Center for Education Policy Analysis: Stanford Education Data Archive (SEDA)	SY 2008-2009 through SY2017-2018	February 2021

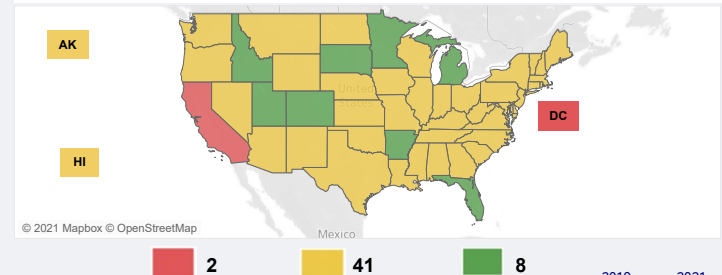
* Public Education is compiled using 60% Academic Performance, 20% School Climate, and 20% Service Offering.

Licensure Portability

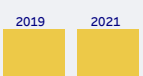


Key: ■ ≤ 1.50 < ■ < 4.00 ≤ ■ (Measure)

Licensure Portability in 50 States and DC



Accounting



Cosmetology



EMS



Engineering



Law



Nursing



Physical Therapy



Psychology



Teaching



Other Professions



Data Source	Most Recent Survey Time Period Utilized	Date Last Updated
State Laws, State Executive Orders, State Bar and Supreme Court Rules (Licensure)	Through May 2021	May 31, 2021

Areas Requiring Additional Support

Public Education

Student to Counselor



Public Education

Suspension Rate



Public Education

Graduation Rates



Licensure Language

Professions

Substantial equivalency Temporary license

Accounting, Cosmetology, Engineering, Nursing, Physical Therapy, Teaching



Support of Military Families – 2021

Scott Air Force Base, Illinois

Education and Licensure Assessment Narrative

Public Education:

(This assessment is a comparative analysis using colors to graphically display results for all criteria and categories. The colors are assigned using percentiles, divided into thirds, to provide information about a location's relative position compared to all other Department of the Air Force installations assessed)

- Scott AFB received an overall yellow rating for public education as it fell within the middle 33 percent of all Air Force installations assessed
- The areas with the lowest relative ranking which require additional state/community support include student to counselor ratio, suspension rate, and graduation rate
- **Change from 2019:** Scott's overall education rating shifted from red to yellow, as did overall academic performance, pre-kindergarten availability, and student to teacher ratio. However, overall school climate shifted from yellow to red

Licensure Portability:

- The State of Illinois received an overall yellow assessment for licensure portability indicating the State statutes (primarily 20 ILCS 5/5-715) contain barriers to licensure and certification portability for military spouses. This assessment is driven by substantial equivalence requirements that allow acceptance of another state's license if the requirements for obtaining the license are sufficiently similar to their own State's requirements and precludes acceptance if the requirements are not similar
- No barriers remain for Law and EMS due to their favorable military spouse Law policy (provides a temporary license with no supervisory requirements) and their inclusion in the National Registry of Emergency Medical Technicians
- If you have additional information or recently made changes to your State's licensure statutes, you can send the updated information to SAF.MRR.Workflow@us.af.mil for consideration and potential changes to the assessment.
- **Change from 2019:** Despite 20 ILCS 5/5-715 expediting the licensure process and providing a smoother experience for military spouses, the substantial equivalence requirements prevent a change in assessment

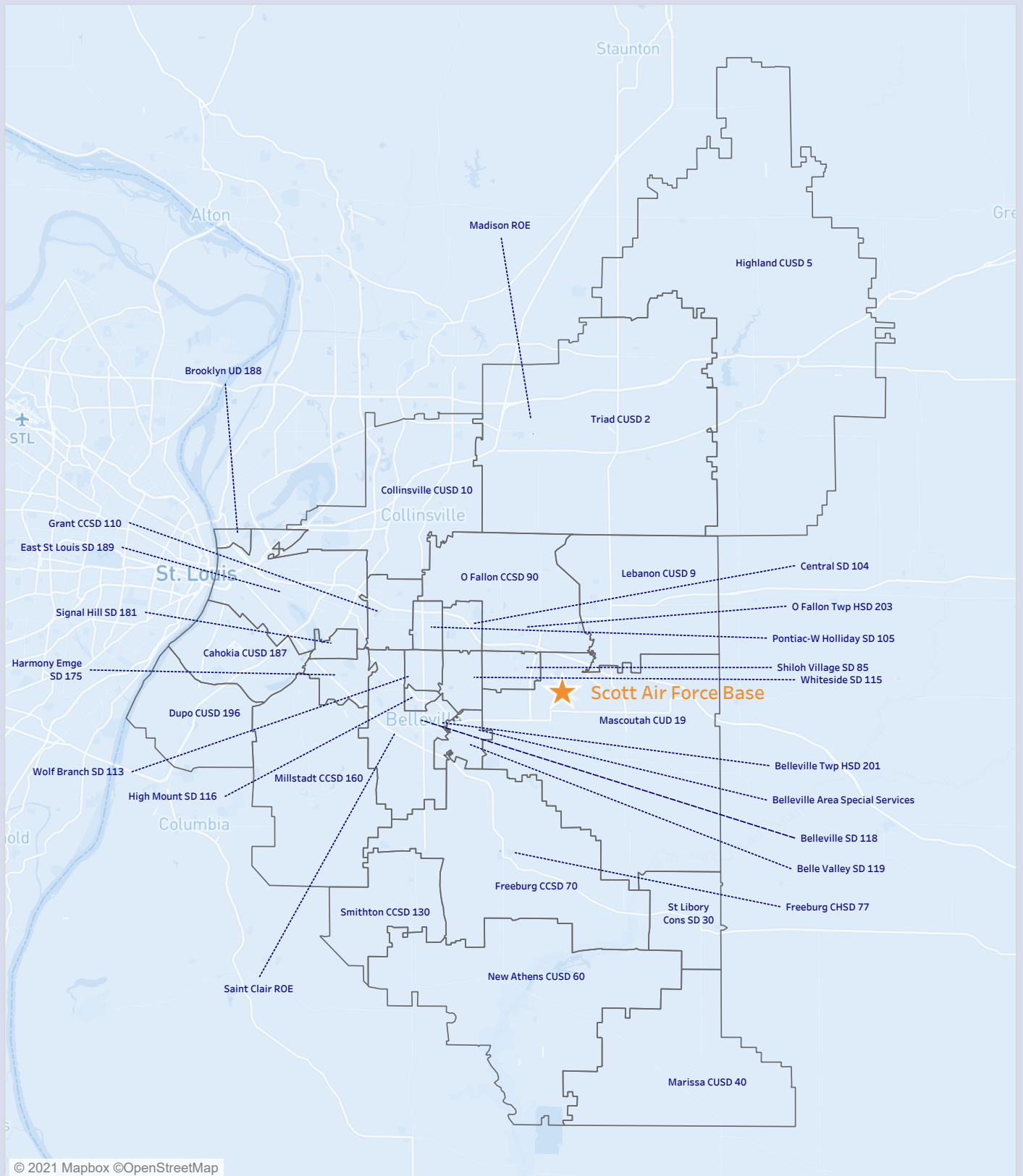
Additional notes:

- The education assessment cross references zip codes within the Military Housing Area (MHA) with zip codes of schools in the surrounding districts. Those school districts with zip codes that fall within the MHA of an installation are included in the analysis. In some locations, school district composition may have changed slightly due to the use of updated District IDs obtained from the Department of Education
- Graduation rates reflect a 4-year graduation, which was determined to be the expectation of Airmen, Guardians, and their families due to frequency of relocation
- The licensure assessment uses a checklist of licensure rules that states should have, and that they should avoid. For example, having a compact or temporary licensing rule and NOT having supervisory requirements are checklist items that lead to green. The Department of the Air Force reviewed state policies and programs intended to eliminate barriers to license portability for military spouses that were in effect as of 31 May 2021

For additional information on Education and Licensure assessment criteria, methodology and data sources, please see the Support of Military Families Background Information provided at www.af.mil under the Support to Families banner. All questions and feedback should be directed to SAF.MRR.Workflow@us.af.mil.

Scott Air Force Base, Illinois

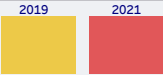
School Districts Map



Support of Military Families – 2021


Fort Wayne Air National Guard Base, Indiana

Public Education *

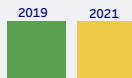


Key: ■ ≤ 33.3% < ■ < 66.7% ≤ ■ (Percentile)

Comparison of all 157 Air Force Installations



Academic Performance Criteria



Graduation Rate



Student Learning Rate



School Climate Criteria

Chronic Absenteeism Rate



Suspension Rate



Service Offering Criteria

Pre-Kindergarten Availability



Student to Counselor Ratio



Student to Mental Health Support Ratio



Student to Nurse Ratio




Student to Teacher Ratio



Data Source	Most Recent Survey Time Period Utilized	Date Last Updated
Department of Education - Civil Rights Data Collection District and School Data	SY 2017-2018	October 2020
Department of Education - EDfacts Graduation Rates (District Level and School Level)	SY 2018-2019	November 2020
Department of Education - National Center for Education Statistics Common Core of Data Public Elementary / Secondary School Universe Survey Data	SY 2019-2020	March 2021
Department of Education - National Center for Education Statistics Common Core of Data (School Search)	SY 2018-19 School Details and Enrollment Characteristics	April 2020
	SY 2019-20 School Directory Information	July 2020
Center for Education Policy Analysis: Stanford Education Data Archive (SEDA)	SY 2008-2009 through SY2017-2018	February 2021

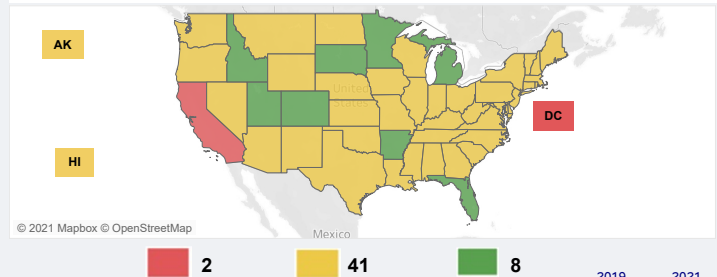
* Public Education is compiled using 60% Academic Performance, 20% School Climate, and 20% Service Offering.

Licensure Portability

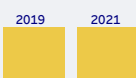


Key: ■ ≤ 1.50 < ■ < 4.00 ≤ ■ (Measure)

Licensure Portability in 50 States and DC



Accounting



Cosmetology



EMS



Engineering



Law



Nursing



Physical Therapy



Psychology



Teaching



Other Professions



Data Source	Most Recent Survey Time Period Utilized	Date Last Updated
State Laws, State Executive Orders, State Bar and Supreme Court Rules (Licensure)	Through May 2021	May 31, 2021

Areas Requiring Additional Support

Public Education

PreK



Public Education

Suspension Rate



Public Education

Student to Counselor



Licensure Language

Professions

Substantial equivalency Issue license

Accounting, Cosmetology, Engineering, Physical Therapy, Psychology, Teaching



Support of Military Families – 2021

Fort Wayne Air National Guard Base, Indiana

Education and Licensure Assessment Narrative

Public Education:

(This assessment is a comparative analysis using colors to graphically display results for all criteria and categories. The colors are assigned using percentiles, divided into thirds, to provide information about a location's relative position compared to all other Department of the Air Force installations assessed)

- Fort Wayne ANGB received an overall red rating for public education as it fell within the bottom 33 percent of all Air Force installations assessed
- The areas with the lowest relative ranking which require additional state/community support include pre-kindergarten availability, suspension rate, and student to counselor ratio
- Change from 2019:** Fort Wayne's overall education rating shifted from yellow to red, as overall academic performance shifted from green to yellow as did student to nurse ratio. Additionally, student to counselor ratio shifted from yellow to red

Licensure Portability:

- The State of Indiana received an overall yellow assessment for licensure portability indicating the State statutes contain barriers to licensure and certification portability for military spouses. This assessment is driven by substantial equivalence requirements that allow acceptance of another state's license if the requirements for obtaining the license are sufficiently similar to their own State's requirements and precludes acceptance if the requirements are not similar
- Although Indiana has enacted legislation to join the Physical Therapy Compact, as of the time of this assessment, the compact benefits are not yet being provided to military spouses as additional requirements need to be met in order for Indiana to fully receive all of the compact privileges
- No barriers remain for EMS and Nursing due to their inclusion in the National Registry for Emergency Medical Technicians and the Nurse Licensure Compact
- If you have additional information or recently made changes to your State's licensure statutes, you can send the updated information to SAF.MRR.Workflow@us.af.mil for consideration and potential changes to the assessment
- Change from 2019:** While Indiana showed progress by joining the Nurse Licensure Compact and the Physical Therapy Compact, along with SB0427 improving provisional licensing, their substantial equivalence requirement prevents a change in assessment

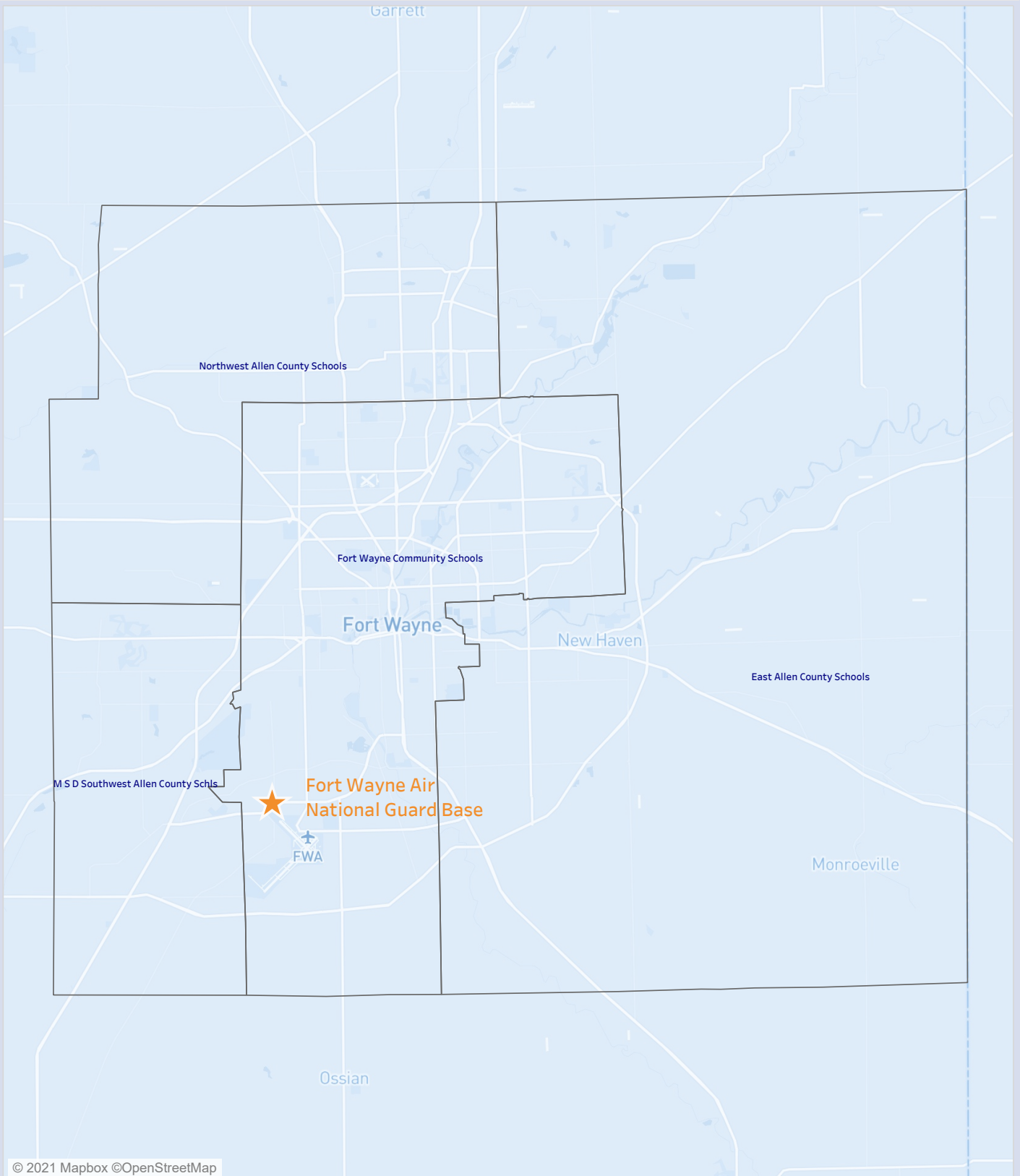
Additional notes:

- The education assessment cross references zip codes within the Military Housing Area (MHA) with zip codes of schools in the surrounding districts. Those school districts with zip codes that fall within the MHA of an installation are included in the analysis. In some locations, school district composition may have changed slightly due to the use of updated District IDs obtained from the Department of Education
- Graduation rates reflect a 4-year graduation, which was determined to be the expectation of Airmen, Guardians, and their families due to frequency of relocation
- The licensure assessment uses a checklist of licensure rules that states should have, and that they should avoid. For example, having a compact or temporary licensing rule and NOT having supervisory requirements are checklist items that lead to green. The Department of the Air Force reviewed state policies and programs intended to eliminate barriers to license portability for military spouses that were in effect as of 31 May 2021

For additional information on Education and Licensure assessment criteria, methodology and data sources, please see the Support of Military Families Background Information provided at www.af.mil under the Support to Families banner. All questions and feedback should be directed to SAF.MRR.Workflow@us.af.mil.

Fort Wayne Air National Guard Base, Indiana


School Districts Map



Support of Military Families – 2021

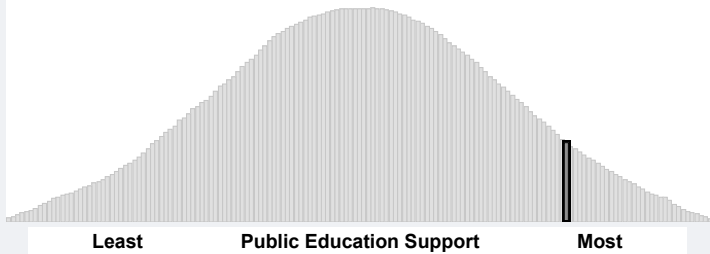
Grissom Air Reserve Base, Indiana

Public Education *




Key: ■ ≤ 33.3% < ■ < 66.7% ≤ ■ (Percentile)

Comparison of all 157 Air Force Installations

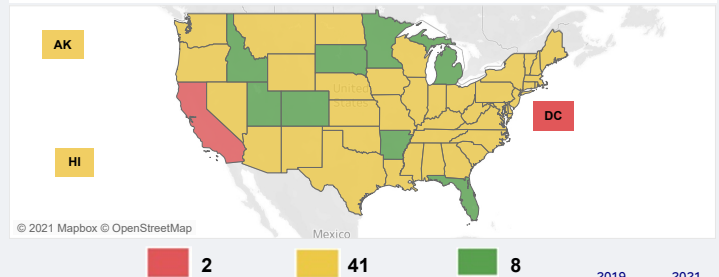


Licensure Portability




Key: ■ ≤ 1.50 < ■ < 4.00 ≤ ■ (Measure)

Licensure Portability in 50 States and DC



Accounting




Cosmetology



EMS



Engineering



Law



Nursing



Physical Therapy



Psychology



Teaching

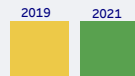


Other Professions



Data Source	Most Recent Survey Time Period Utilized	Date Last Updated
State Laws, State Executive Orders, State Bar and Supreme Court Rules (Licensure)	Through May 2021	May 31, 2021

Academic Performance Criteria



Graduation Rate



Student Learning Rate



School Climate Criteria



Chronic Absenteeism Rate



Suspension Rate



Service Offering Criteria



Pre-Kindergarten Availability



Student to Counselor Ratio



Student to Mental Health Support Ratio



Student to Nurse Ratio



Student to Teacher Ratio



Data Source	Most Recent Survey Time Period Utilized	Date Last Updated
Department of Education - Civil Rights Data Collection District and School Data	SY 2017-2018	October 2020
Department of Education - ED Facts Graduation Rates (District Level and School Level)	SY 2018-2019	November 2020
Department of Education - National Center for Education Statistics Common Core of Data Public Elementary / Secondary School Universe Survey Data	SY 2019-2020	March 2021
Department of Education - National Center for Education Statistics Common Core of Data (School Search)	SY 2018-19 School Details and Enrollment Characteristics	April 2020
	SY 2019-20 School Directory Information	July 2020
Center for Education Policy Analysis: Stanford Education Data Archive (SEDA)	SY 2008-2009 through SY2017-2018	February 2021

* Public Education is compiled using 60% Academic Performance, 20% School Climate, and 20% Service Offering.

Areas Requiring Additional Support

Public Education

Student to Counselor



Public Education

Student to Teacher



Public Education

PreK



Licensure Language

Professions

Substantial equivalency Issue license

Accounting, Cosmetology, Engineering, Physical Therapy, Psychology, Teaching



Support of Military Families – 2021

Grissom Air Reserve Base, Indiana

Education and Licensure Assessment Narrative

Public Education:

(This assessment is a comparative analysis using colors to graphically display results for all criteria and categories. The colors are assigned using percentiles, divided into thirds, to provide information about a location's relative position compared to all other Department of the Air Force installations assessed)

- Grissom ARB received an overall green rating for public education as it fell within the top 33 percent of all Air Force installations assessed with strong overall academic performance as the driving factor
- The areas with the lowest relative ranking which require additional state/community support include student to counselor and student to teacher ratios, and pre-kindergarten availability
- Change from 2019:** Grissom's overall education rating did not shift from 2019, however, overall academic performance shifted from yellow to green, while suspension rate shifted from green to yellow. Additionally, student to teacher ratio shifted from red to yellow

Licensure Portability:

- The State of Indiana received an overall yellow assessment for licensure portability indicating the State statutes contain barriers to licensure and certification portability for military spouses. This assessment is driven by substantial equivalence requirements that allow acceptance of another state's license if the requirements for obtaining the license are sufficiently similar to their own State's requirements and precludes acceptance if the requirements are not similar
- Although Indiana has enacted legislation to join the Physical Therapy Compact, as of the time of this assessment, the compact benefits are not yet being provided to military spouses as additional requirements need to be met in order for Indiana to fully receive all of the compact privileges
- No barriers remain for EMS and Nursing due to their inclusion in the National Registry for Emergency Medical Technicians and the Nurse Licensure Compact
- If you have additional information or recently made changes to your State's licensure statutes, you can send the updated information to SAF.MRR.Workflow@us.af.mil for consideration and potential changes to the assessment
- Change from 2019:** While Indiana showed progress by joining the Nurse Licensure Compact and the Physical Therapy Compact, along with SB0427 improving provisional licensing, their substantial equivalence requirement prevents a change in assessment

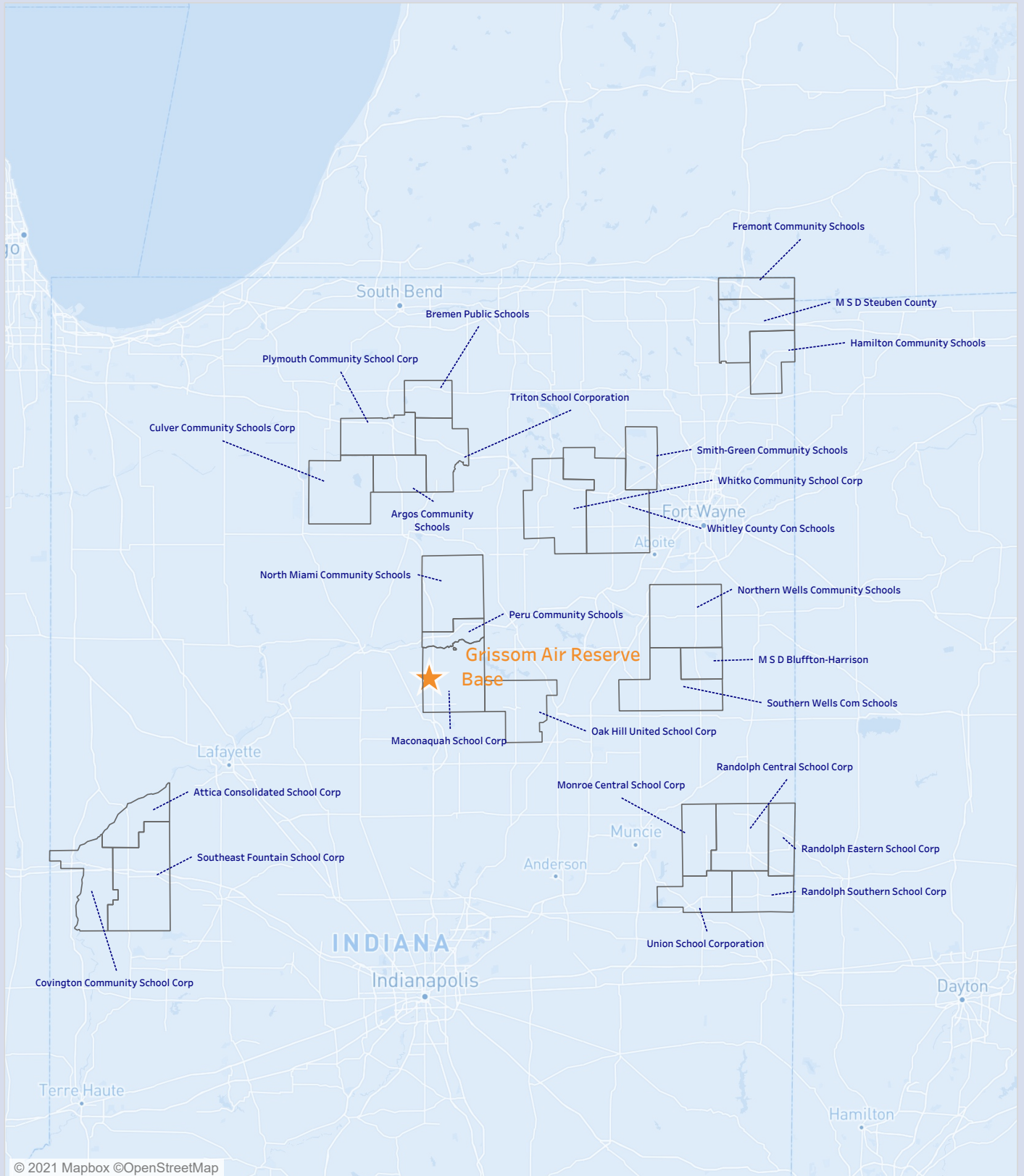
Additional notes:

- The education assessment cross references zip codes within the Military Housing Area (MHA) with zip codes of schools in the surrounding districts. Those school districts with zip codes that fall within the MHA of an installation are included in the analysis. In some locations, school district composition may have changed slightly due to the use of updated District IDs obtained from the Department of Education
- Graduation rates reflect a 4-year graduation, which was determined to be the expectation of Airmen, Guardians, and their families due to frequency of relocation
- The licensure assessment uses a checklist of licensure rules that states should have, and that they should avoid. For example, having a compact or temporary licensing rule and NOT having supervisory requirements are checklist items that lead to green. The Department of the Air Force reviewed state policies and programs intended to eliminate barriers to license portability for military spouses that were in effect as of 31 May 2021

For additional information on Education and Licensure assessment criteria, methodology and data sources, please see the Support of Military Families Background Information provided at www.af.mil under the Support to Families banner. All questions and feedback should be directed to SAF.MRR.Workflow@us.af.mil.

Grissom Air Reserve Base, Indiana


School Districts Map



Support of Military Families – 2021

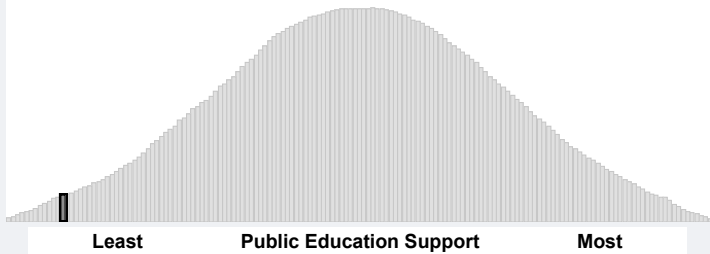
Hulman Field Air National Guard Base, Indiana

Public Education *

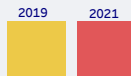


Key: ■ ≤ 33.3% < ■ < 66.7% ≤ ■ (Percentile)

Comparison of all 157 Air Force Installations



Academic Performance Criteria



Graduation Rate



Student Learning Rate



School Climate Criteria



Chronic Absenteeism Rate



Suspension Rate



Service Offering Criteria



Pre-Kindergarten Availability



Student to Counselor Ratio



Student to Mental Health Support Ratio



Student to Nurse Ratio




Student to Teacher Ratio



Data Source	Most Recent Survey Time Period Utilized	Date Last Updated
Department of Education - Civil Rights Data Collection District and School Data	SY 2017-2018	October 2020
Department of Education - EDFacts Graduation Rates (District Level and School Level)	SY 2018-2019	November 2020
Department of Education - National Center for Education Statistics Common Core of Data Public Elementary / Secondary School Universe Survey Data	SY 2019-2020	March 2021
Department of Education - National Center for Education Statistics Common Core of Data (School Search)	SY 2018-19 School Details and Enrollment Characteristics SY 2019-20 School Directory Information	April 2020 July 2020
Center for Education Policy Analysis: Stanford Education Data Archive (SEDA)	SY 2008-2009 through SY2017-2018	February 2021

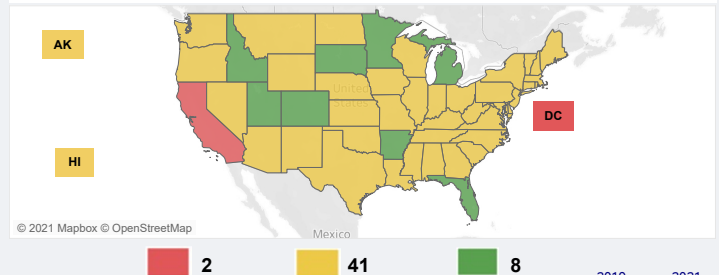
* Public Education is compiled using 60% Academic Performance, 20% School Climate, and 20% Service Offering.

Licensure Portability




Key: ■ ≤ 1.50 < ■ < 4.00 ≤ ■ (Measure)

Licensure Portability in 50 States and DC



© 2021 Mapbox © OpenStreetMap

Accounting



Cosmetology



EMS



Engineering



Law



Nursing



Physical Therapy



Psychology



Teaching



Other Professions



Data Source	Most Recent Survey Time Period Utilized	Date Last Updated
State Laws, State Executive Orders, State Bar and Supreme Court Rules (Licensure)	Through May 2021	May 31, 2021

Areas Requiring Additional Support

Public Education

PreK



Public Education

Mental Health Support



Public Education

Growth Measure



Licensure Language

Professions

Substantial equivalency Issue license

Accounting, Cosmetology, Engineering, Physical Therapy, Psychology, Teaching



Support of Military Families – 2021

Hulman Field Air National Guard Base, Indiana

Education and Licensure Assessment Narrative

Public Education:

(This assessment is a comparative analysis using colors to graphically display results for all criteria and categories. The colors are assigned using percentiles, divided into thirds, to provide information about a location's relative position compared to all other Department of the Air Force installations assessed)

- Hulman Field ANGB received an overall red rating for public education as it fell within the bottom 33 percent of all Air Force installations assessed
- The areas with the lowest relative ranking which require additional state/community support include pre-kindergarten availability, student to mental health support ratio, and student learning rate
- Change from 2019:** Hulman's overall education rating did not shift from 2019, however, overall service offering shifted from red to yellow, but overall academic performance and school climate shifted from yellow to red

Licensure Portability:

- The State of Indiana received an overall yellow assessment for licensure portability indicating the State statutes contain barriers to licensure and certification portability for military spouses. This assessment is driven by substantial equivalence requirements that allow acceptance of another state's license if the requirements for obtaining the license are sufficiently similar to their own State's requirements and precludes acceptance if the requirements are not similar
- Although Indiana has enacted legislation to join the Physical Therapy Compact, as of the time of this assessment, the compact benefits are not yet being provided to military spouses as additional requirements need to be met in order for Indiana to fully receive all of the compact privileges
- No barriers remain for EMS and Nursing due to their inclusion in the National Registry for Emergency Medical Technicians and the Nurse Licensure Compact
- If you have additional information or recently made changes to your State's licensure statutes, you can send the updated information to SAF.MRR.Workflow@us.af.mil for consideration and potential changes to the assessment
- Change from 2019:** While Indiana showed progress by joining the Nurse Licensure Compact and the Physical Therapy Compact, along with SB0427 improving provisional licensing, their substantial equivalence requirement prevents a change in assessment

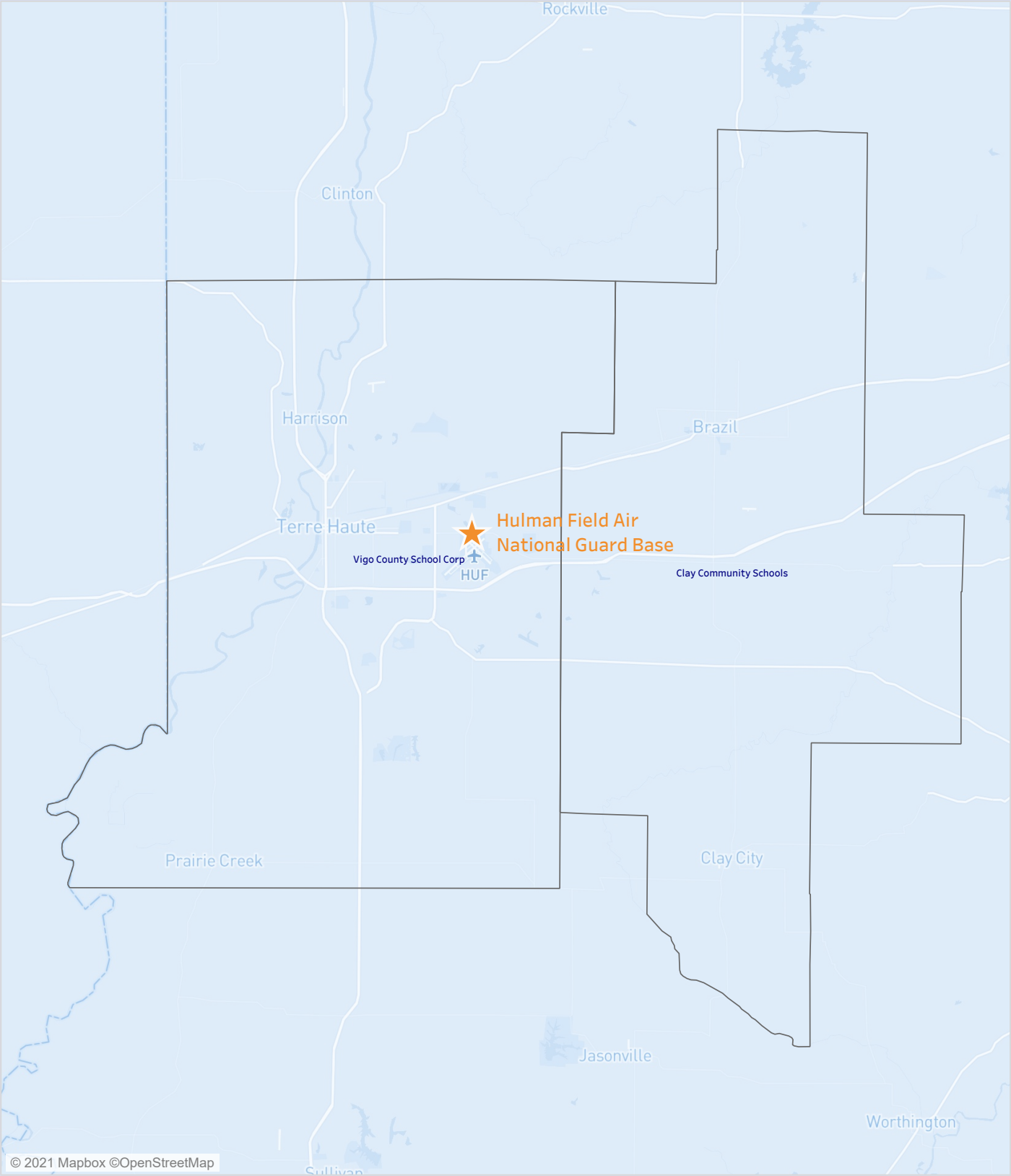
Additional notes:

- The education assessment cross references zip codes within the Military Housing Area (MHA) with zip codes of schools in the surrounding districts. Those school districts with zip codes that fall within the MHA of an installation are included in the analysis. In some locations, school district composition may have changed slightly due to the use of updated District IDs obtained from the Department of Education
- Graduation rates reflect a 4-year graduation, which was determined to be the expectation of Airmen, Guardians, and their families due to frequency of relocation
- The licensure assessment uses a checklist of licensure rules that states should have, and that they should avoid. For example, having a compact or temporary licensing rule and NOT having supervisory requirements are checklist items that lead to green. The Department of the Air Force reviewed state policies and programs intended to eliminate barriers to license portability for military spouses that were in effect as of 31 May 2021

For additional information on Education and Licensure assessment criteria, methodology and data sources, please see the Support of Military Families Background Information provided at www.af.mil under the Support to Families banner. All questions and feedback should be directed to SAF.MRR.Workflow@us.af.mil .

Hulman Field Air National Guard Base, Indiana

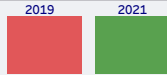
School Districts Map



Support of Military Families – 2021

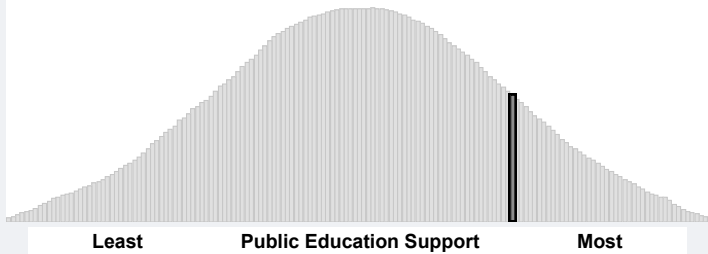
Forbes Field Air National Guard Base, Kansas

Public Education *

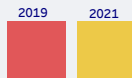


Key: ■ ≤ 33.3% < ■ < 66.7% ≤ ■ (Percentile)

Comparison of all 157 Air Force Installations



Academic Performance Criteria



Graduation Rate



Student Learning Rate



School Climate Criteria

Chronic Absenteeism Rate



Suspension Rate



Service Offering Criteria

Pre-Kindergarten Availability



Student to Counselor Ratio



Student to Mental Health Support Ratio



Student to Nurse Ratio




Student to Teacher Ratio



Data Source	Most Recent Survey Time Period Utilized	Date Last Updated
Department of Education - Civil Rights Data Collection District and School Data	SY 2017-2018	October 2020
Department of Education - EDFacts Graduation Rates (District Level and School Level)	SY 2018-2019	November 2020
Department of Education - National Center for Education Statistics Common Core of Data Public Elementary / Secondary School Universe Survey Data	SY 2019-2020	March 2021
Department of Education - National Center for Education Statistics Common Core of Data (School Search)	SY 2018-19 School Details and Enrollment Characteristics SY 2019-20 School Directory Information	April 2020 July 2020
Center for Education Policy Analysis: Stanford Education Data Archive (SEDA)	SY 2008-2009 through SY2017-2018	February 2021

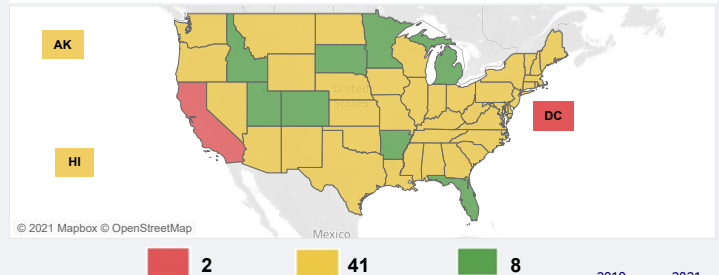
* Public Education is compiled using 60% Academic Performance, 20% School Climate, and 20% Service Offering.

Licensure Portability




Key: ■ ≤ 1.50 < ■ < 4.00 ≤ ■ (Measure)

Licensure Portability in 50 States and DC



Accounting



Cosmetology



EMS



Engineering



Law



Nursing



Physical Therapy



Psychology



Teaching



Other Professions



Data Source	Most Recent Survey Time Period Utilized	Date Last Updated
State Laws, State Executive Orders, State Bar and Supreme Court Rules (Licensure)	Through May 2021	May 31, 2021

Areas Requiring Additional Support

Public Education

Graduation Rates



Public Education

Chronic Absenteeism



Public Education

Suspension Rate



Licensure Language

Professions

Supervisory Req w/ MS Rule

Law



Support of Military Families – 2021

Forbes Field Air National Guard Base, Kansas

Education and Licensure Assessment Narrative

Public Education:

(This assessment is a comparative analysis using colors to graphically display results for all criteria and categories. The colors are assigned using percentiles, divided into thirds, to provide information about a location's relative position compared to all other Department of the Air Force installations assessed)

- Forbes Field ANGB received an overall green rating for public education as it fell within the top 33 percent of all Air Force installations assessed with strong overall service offering as the driving factor
- The areas with the lowest relative ranking which require additional state/community support include graduation rate, chronic absenteeism rate, and suspension rate
- Change from 2019:** Forbes Field's overall education rating shifted from red to green as overall academic performance and overall school climate shifted from red to yellow

Licensure Portability:

- The State of Kansas received an overall yellow assessment for licensure portability indicating the State statutes (primarily K.S.A. 48-3406) contain barriers to licensure and certification portability for military spouses. This assessment is driven by substantial equivalence requirements that allow acceptance of another state's license if the requirements for obtaining the license are sufficiently similar to their own State's requirements and precludes acceptance if the requirements are not similar. Additionally, the state has significant background document requirements
- Although Kansas has enacted legislation to join the Physical Therapy Compact, as of the time of this assessment, the compact benefits are not yet being provided to military spouses as additional requirements need to be met in order for Kansas to fully receive all of the compact privileges
- Significant barriers remain for Law due to the absence of military spouse specific statutes, however, no barriers remain for Nursing due to their inclusion in the Nurse Licensure Compact
- If you have additional information or recently made changes to your State's licensure statutes, you can send the updated information to SAF.MRR.Workflow@us.af.mil for consideration and potential changes to the assessment
- Change from 2019:** Although Kansas joined the Audiology/Speech-Language Pathology Interstate Compact, there was no change from the 2019 assessment

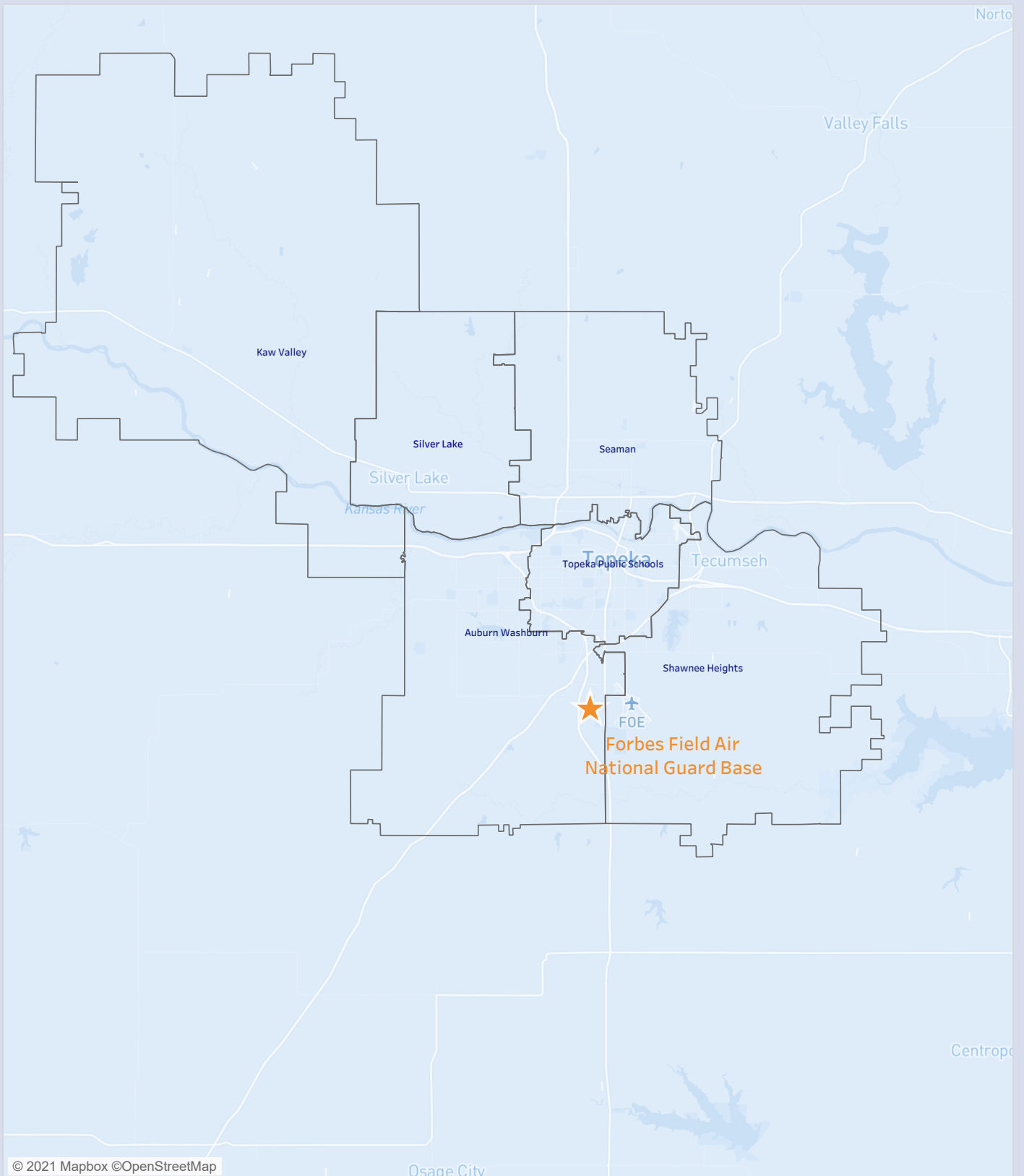
Additional notes:

- The education assessment cross references zip codes within the Military Housing Area (MHA) with zip codes of schools in the surrounding districts. Those school districts with zip codes that fall within the MHA of an installation are included in the analysis. In some locations, school district composition may have changed slightly due to the use of updated District IDs obtained from the Department of Education
- Graduation rates reflect a 4-year graduation, which was determined to be the expectation of Airmen, Guardians, and their families due to frequency of relocation
- The licensure assessment uses a checklist of licensure rules that states should have, and that they should avoid. For example, having a compact or temporary licensing rule and NOT having supervisory requirements are checklist items that lead to green. The Department of the Air Force reviewed state policies and programs intended to eliminate barriers to license portability for military spouses that were in effect as of 31 May 2021

For additional information on Education and Licensure assessment criteria, methodology and data sources, please see the Support of Military Families Background Information provided at www.af.mil under the Support to Families banner. All questions and feedback should be directed to SAF.MRR.Workflow@us.af.mil.

Forbes Field Air National Guard Base, Kansas

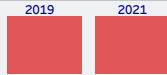
School Districts Map



Support of Military Families – 2021

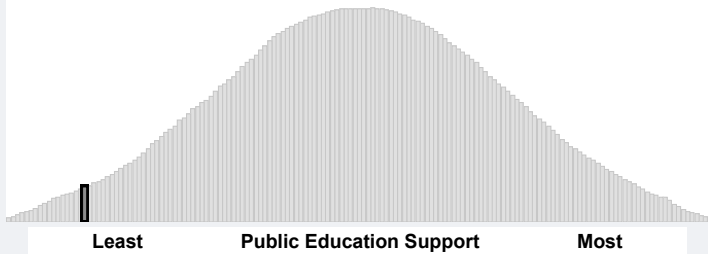
McConnell Air Force Base, Kansas

Public Education *

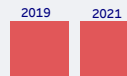


Key: ■ ≤ 33.3% < ■ < 66.7% ≤ ■ (Percentile)

Comparison of all 157 Air Force Installations



Academic Performance Criteria



Graduation Rate



Student Learning Rate



School Climate Criteria



Chronic Absenteeism Rate



Suspension Rate



Service Offering Criteria



Pre-Kindergarten Availability



Student to Counselor Ratio



Student to Mental Health Support Ratio




Student to Nurse Ratio



Student to Teacher Ratio

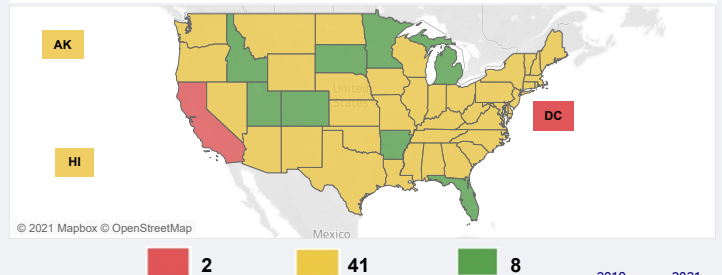


Licensure Portability




Key: ■ ≤ 1.50 < ■ < 4.00 ≤ ■ (Measure)

Licensure Portability in 50 States and DC



Accounting



Cosmetology



EMS



Engineering



Law



Nursing



Physical Therapy



Psychology



Teaching



Other Professions



Data Source	Most Recent Survey Time Period Utilized	Date Last Updated
State Laws, State Executive Orders, State Bar and Supreme Court Rules (Licensure)	Through May 2021	May 31, 2021

Data Source	Most Recent Survey Time Period Utilized	Date Last Updated
Department of Education - Civil Rights Data Collection District and School Data	SY 2017-2018	October 2020
Department of Education - EDFacts Graduation Rates (District Level and School Level)	SY 2018-2019	November 2020
Department of Education - National Center for Education Statistics Common Core of Data Public Elementary / Secondary School Universe Survey Data	SY 2019-2020	March 2021
Department of Education - National Center for Education Statistics Common Core of Data (School Search)	SY 2018-19 School Details and Enrollment Characteristics	April 2020
	SY 2019-20 School Directory Information	July 2020
Center for Education Policy Analysis: Stanford Education Data Archive (SEDA)	SY 2008-2009 through SY2017-2018	February 2021

* Public Education is compiled using 60% Academic Performance, 20% School Climate, and 20% Service Offering.

Areas Requiring Additional Support

Public Education

PreK



Public Education

Growth Measure



Public Education

Suspension Rate



Licensure Language

Professions

Supervisory Req w/ MS Rule

Law



Support of Military Families – 2021

McConnell Air Force Base, Kansas

Education and Licensure Assessment Narrative

Public Education:

(This assessment is a comparative analysis using colors to graphically display results for all criteria and categories. The colors are assigned using percentiles, divided into thirds, to provide information about a location's relative position compared to all other Department of the Air Force installations assessed)

- McConnell AFB received an overall red rating for public education as it fell within the bottom 33 percent of all Air Force installations assessed
- The areas with the lowest relative ranking which require additional state/community support include pre-kindergarten availability, student learning rate, and suspension rate
- Change from 2019:** McConnell's overall education rating did not shift from 2019

Licensure Portability:

- The State of Kansas received an overall yellow assessment for licensure portability indicating the State statutes (primarily K.S.A. 48-3406) contain barriers to licensure and certification portability for military spouses. This assessment is driven by substantial equivalence requirements that allow acceptance of another state's license if the requirements for obtaining the license are sufficiently similar to their own State's requirements and precludes acceptance if the requirements are not similar. Additionally, the state has significant background document requirements
- Although Kansas has enacted legislation to join the Physical Therapy Compact, as of the time of this assessment, the compact benefits are not yet being provided to military spouses as additional requirements need to be met in order for Kansas to fully receive all of the compact privileges
- Significant barriers remain for Law due to the absence of military spouse specific statutes, however, no barriers remain for Nursing due to their inclusion in the Nurse Licensure Compact
- If you have additional information or recently made changes to your State's licensure statutes, you can send the updated information to SAF.MRR.Workflow@us.af.mil for consideration and potential changes to the assessment
- Change from 2019:** Although Kansas joined the Audiology/Speech-Language Pathology Interstate Compact, there was no change from the 2019 assessment

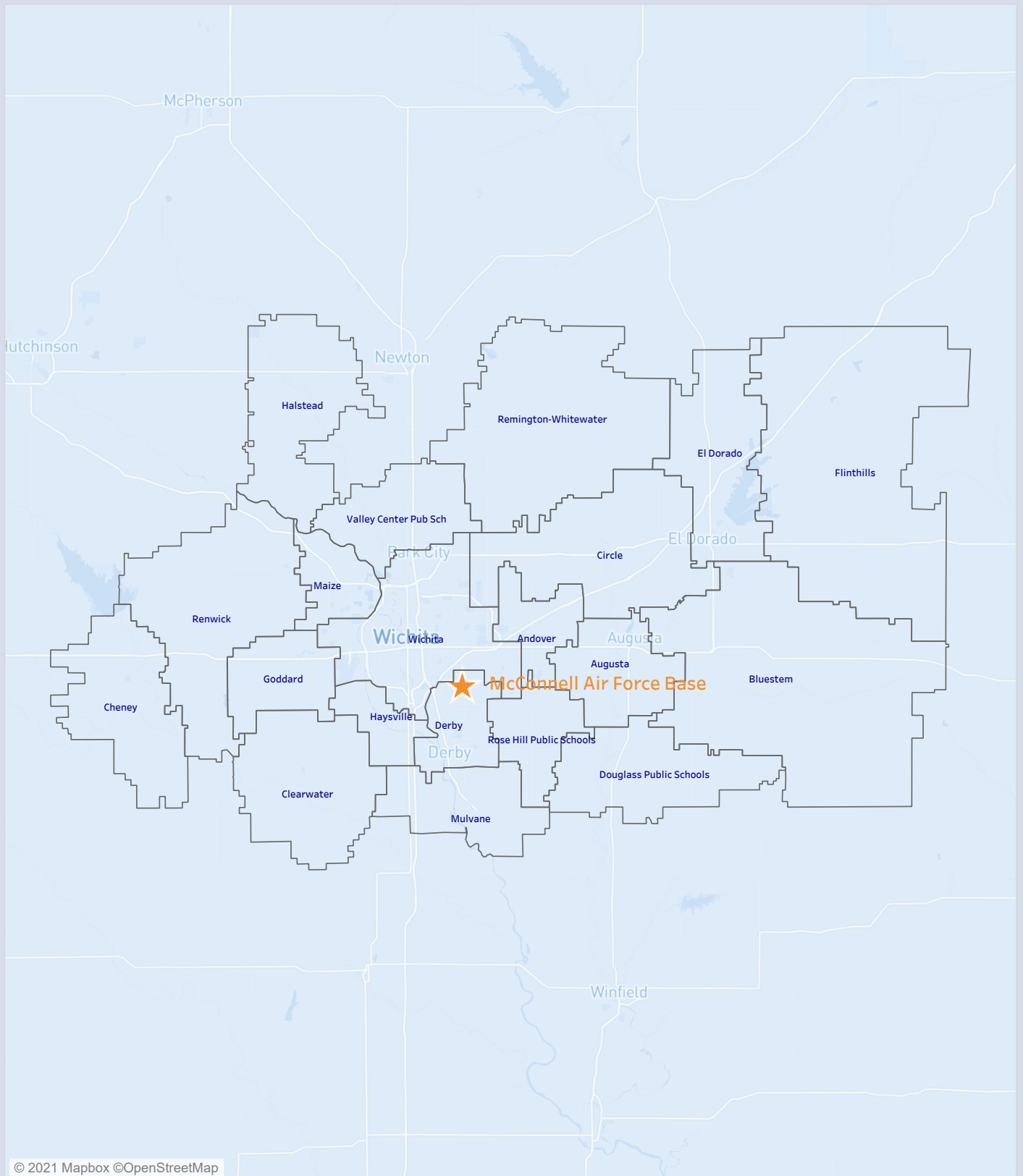
Additional notes:

- The education assessment cross references zip codes within the Military Housing Area (MHA) with zip codes of schools in the surrounding districts. Those school districts with zip codes that fall within the MHA of an installation are included in the analysis. In some locations, school district composition may have changed slightly due to the use of updated District IDs obtained from the Department of Education
- Graduation rates reflect a 4-year graduation, which was determined to be the expectation of Airmen, Guardians, and their families due to frequency of relocation
- The licensure assessment uses a checklist of licensure rules that states should have, and that they should avoid. For example, having a compact or temporary licensing rule and NOT having supervisory requirements are checklist items that lead to green. The Department of the Air Force reviewed state policies and programs intended to eliminate barriers to license portability for military spouses that were in effect as of 31 May 2021

For additional information on Education and Licensure assessment criteria, methodology and data sources, please see the Support of Military Families Background Information provided at www.af.mil under the Support to Families banner. All questions and feedback should be directed to SAF.MRR.Workflow@us.af.mil .

McConnell Air Force Base, Kansas

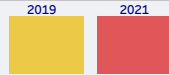
School Districts Map



Support of Military Families – 2021

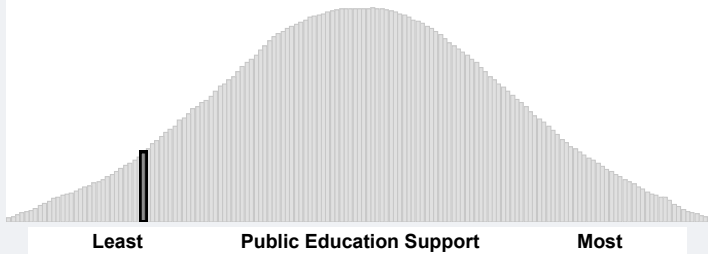
Louisville Air National Guard Base, Kentucky

Public Education *




Key: ■ ≤ 33.3% < ■ < 66.7% ≤ ■ (Percentile)

Comparison of all 157 Air Force Installations

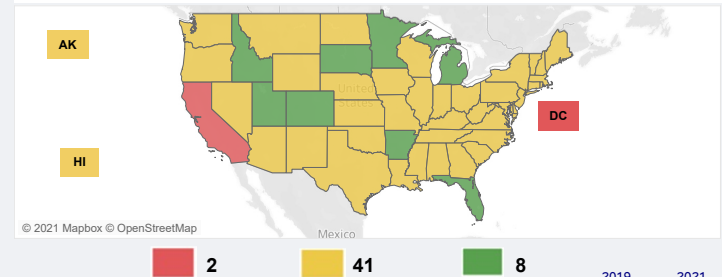


Licensure Portability




Key: ■ ≤ 1.50 < ■ < 4.00 ≤ ■ (Measure)

Licensure Portability in 50 States and DC



Accounting



Cosmetology



EMS



Engineering



Law



Nursing



Physical Therapy



Psychology



Teaching

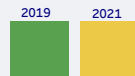


Other Professions



Data Source	Most Recent Survey Time Period Utilized	Date Last Updated
State Laws, State Executive Orders, State Bar and Supreme Court Rules (Licensure)	Through May 2021	May 31, 2021

Academic Performance Criteria



Graduation Rate




Student Learning Rate



School Climate Criteria



Chronic Absenteeism Rate



Suspension Rate



Service Offering Criteria



Pre-Kindergarten Availability



Student to Counselor Ratio



Student to Mental Health Support Ratio



Student to Nurse Ratio



Student to Teacher Ratio



Data Source	Most Recent Survey Time Period Utilized	Date Last Updated
Department of Education - Civil Rights Data Collection District and School Data	SY 2017-2018	October 2020
Department of Education - ED Facts Graduation Rates (District Level and School Level)	SY 2018-2019	November 2020
Department of Education - National Center for Education Statistics Common Core of Data Public Elementary / Secondary School Universe Survey Data	SY 2019-2020	March 2021
Department of Education - National Center for Education Statistics Common Core of Data (School Search)	SY 2018-19 School Details and Enrollment Characteristics	April 2020
	SY 2019-20 School Directory Information	July 2020
Center for Education Policy Analysis: Stanford Education Data Archive (SEDA)	SY 2008-2009 through SY2017-2018	February 2021

* Public Education is compiled using 60% Academic Performance, 20% School Climate, and 20% Service Offering.

Areas Requiring Additional Support

Public Education

Suspension Rate



Public Education

Student Learning Rate



Public Education

Chronic Absenteeism



Licensure Language

Professions

Substantial equivalency Temporary license

Accounting, Cosmetology, Engineering, EMS, Psychology, Teaching



Support of Military Families – 2021

Louisville Air National Guard Base, Kentucky

Education and Licensure Assessment Narrative

Public Education:

(This assessment is a comparative analysis using colors to graphically display results for all criteria and categories. The colors are assigned using percentiles, divided into thirds, to provide information about a location's relative position compared to all other Department of the Air Force installations assessed)

- Louisville ANGB received an overall red rating for public education as it fell within the bottom 33 percent of all Air Force installations assessed
- The areas with the lowest relative ranking which require additional state/community support include suspension rate, student to nurse ratio, and chronic absenteeism rate
- Change from 2019:** Louisville's overall education rating shifted from yellow to red as did overall school climate. Additionally, overall academic performance shifted from green to yellow

Licensure Portability:

- The State of Kentucky received an overall yellow assessment for licensure portability indicating the State statutes (primarily KRS § 12.245) contain barriers to licensure and certification portability for military spouses. This assessment is driven by substantial equivalence requirements that allow acceptance of another state's license if the requirements for obtaining the license are sufficiently similar to their own State's requirements and precludes acceptance if the requirements are not similar. Even though the onus is on the occupational board to prove equivalency, the substantial equivalence requirement still stands, and documentation must be provided by the applicant
- No barriers remain for Law, Nursing and Physical Therapy due to their favorable military spouse legislation for lawyers (temporary license available for military spouses and no supervisory requirements) and their inclusion in the NLC Compact and PT Compact
- If you have additional information or recently made changes to your State's licensure statutes, you can send the updated information to SAF.MRR.Workflow@us.af.mil for consideration and potential changes to the assessment.
- Change from 2019:** Despite joining the Psychology Interjurisdictional Compact and the Audiology/Speech-Language Pathology Interstate Compact, there were no changes to the state's statute and no change from the 2019 assessment

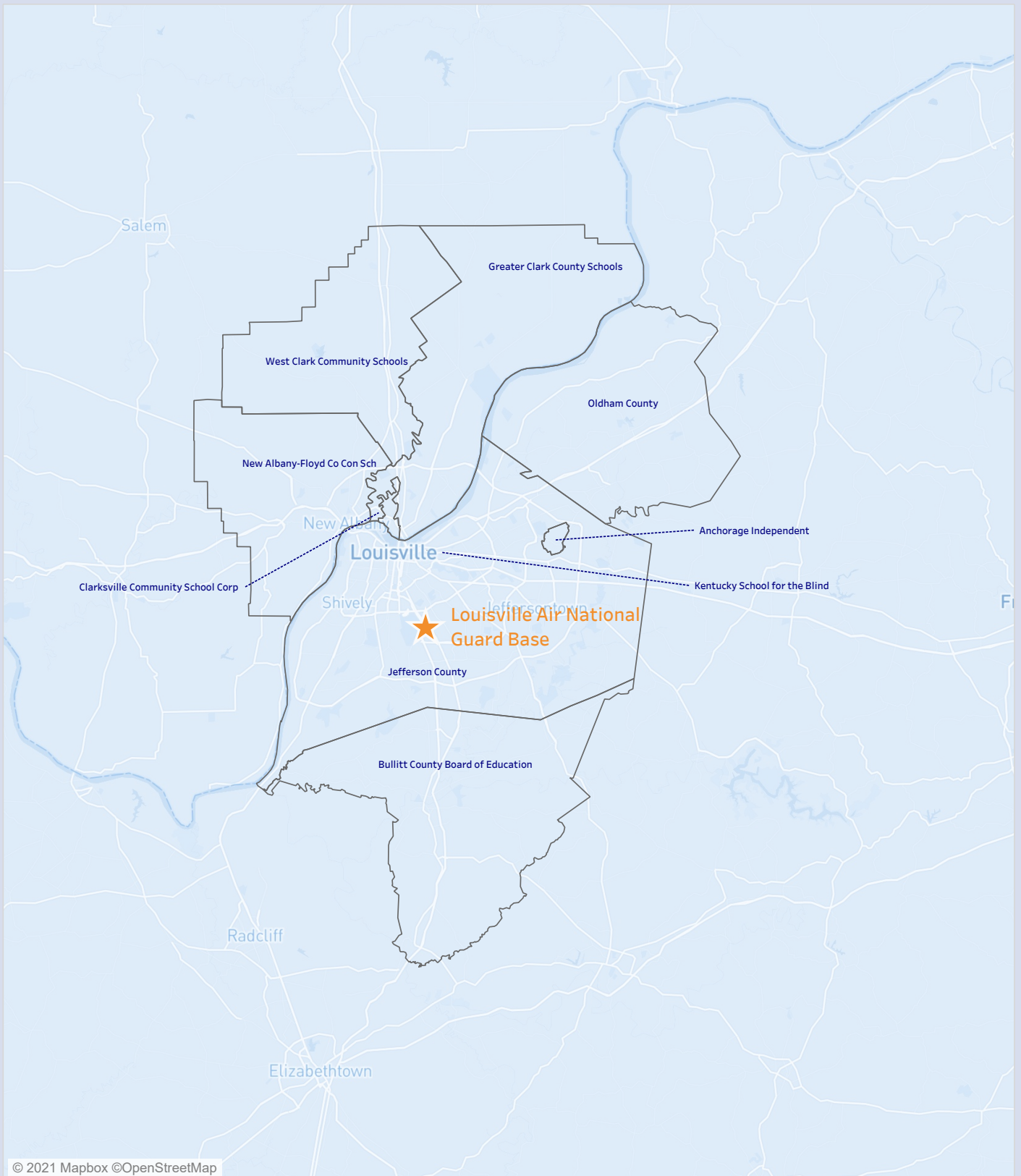
Additional notes:

- The education assessment cross references zip codes within the Military Housing Area (MHA) with zip codes of schools in the surrounding districts. Those school districts with zip codes that fall within the MHA of an installation are included in the analysis. In some locations, school district composition may have changed slightly due to the use of updated District IDs obtained from the Department of Education
- Graduation rates reflect a 4-year graduation, which was determined to be the expectation of Airmen, Guardians, and their families due to frequency of relocation
- The licensure assessment uses a checklist of licensure rules that states should have, and that they should avoid. For example, having a compact or temporary licensing rule and NOT having supervisory requirements are checklist items that lead to green. The Department of the Air Force reviewed state policies and programs intended to eliminate barriers to license portability for military spouses that were in effect as of 31 May 2021

For additional information on Education and Licensure assessment criteria, methodology and data sources, please see the Support of Military Families Background Information provided at www.af.mil under the Support to Families banner. All questions and feedback should be directed to SAF.MRR.Workflow@us.af.mil .

Louisville Air National Guard Base, Kentucky


School Districts Map



Support of Military Families – 2021

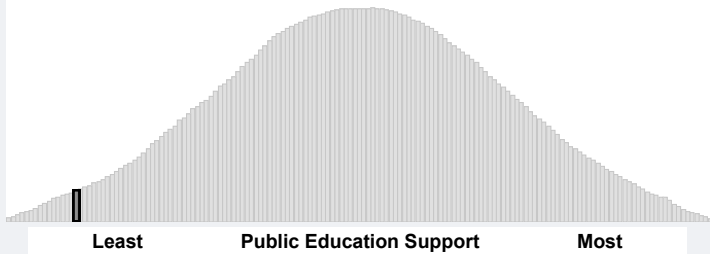
Barksdale Air Force Base, Louisiana

Public Education *

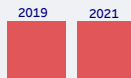


Key: ■ ≤ 33.3% < ■ < 66.7% ≤ ■ (Percentile)

Comparison of all 157 Air Force Installations



Academic Performance Criteria



Graduation Rate



Student Learning Rate



School Climate Criteria



Chronic Absenteeism Rate



Suspension Rate



Service Offering Criteria



Pre-Kindergarten Availability



Student to Counselor Ratio



Student to Mental Health Support Ratio




Student to Nurse Ratio



Student to Teacher Ratio

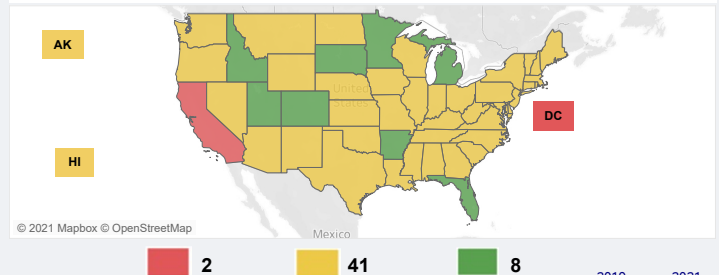


Licensure Portability

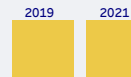


Key: ■ ≤ 1.50 < ■ < 4.00 ≤ ■ (Measure)

Licensure Portability in 50 States and DC



Accounting



Cosmetology



EMS



Engineering



Law



Nursing



Physical Therapy



Psychology



Teaching



Other Professions



Data Source	Most Recent Survey Time Period Utilized	Date Last Updated
State Laws, State Executive Orders, State Bar and Supreme Court Rules (Licensure)	Through May 2021	May 31, 2021

Data Source	Most Recent Survey Time Period Utilized	Date Last Updated
Department of Education - Civil Rights Data Collection District and School Data	SY 2017-2018	October 2020
Department of Education - EDFacts Graduation Rates (District Level and School Level)	SY 2018-2019	November 2020
Department of Education - National Center for Education Statistics Common Core of Data Public Elementary / Secondary School Universe Survey Data	SY 2019-2020	March 2021
Department of Education - National Center for Education Statistics Common Core of Data (School Search)	SY 2018-19 School Details and Enrollment Characteristics SY 2019-20 School Directory Information	April 2020 July 2020
Center for Education Policy Analysis: Stanford Education Data Archive (SEDA)	SY 2008-2009 through SY2017-2018	February 2021

* Public Education is compiled using 60% Academic Performance, 20% School Climate, and 20% Service Offering.

Areas Requiring Additional Support

Public Education

Graduation Rates



Public Education

Suspension Rate



Public Education

Mental Health Support



Licensure Language

Professions

No MS rule

Law



Support of Military Families – 2021

Barksdale Air Force Base, Louisiana

Education and Licensure Assessment Narrative

Public Education:

(This assessment is a comparative analysis using colors to graphically display results for all criteria and categories. The colors are assigned using percentiles, divided into thirds, to provide information about a location's relative position compared to all other Department of the Air Force installations assessed)

- Barksdale AFB received an overall red rating for public education as it fell within the bottom 33 percent of all Air Force installations assessed
- The areas with the lowest relative ranking which require additional state/community support include graduation rate, suspension rate, and student to mental health support ratio
- Change from 2019:** Barksdale's overall education rating did not shift from 2019

Licensure Portability:

- The State of Louisiana received an overall yellow rating for licensure portability indicating the State statutes (primarily HB 613) contain barriers to licensure and certification portability for military spouses. This assessment is driven by the requirement that an applicant be licensed or certified by another state for at least one year
- No barriers remain for EMS, Nursing and Physical Therapy due to their participation in the National EMT Registry, NLC Compact, and PT Compact respectively
- If you have additional information or recently made changes to your State's licensure statutes, you can send the updated information to SAF.MRR.Workflow@us.af.mil for consideration and potential changes to the assessment.
- Change from 2019:** While Louisiana removed the requirement for substantial equivalence, a change in assessment was not reflected due to the requirement that an applicant be licensed or certified by another state for at least one year

Additional notes:

- The education assessment cross references zip codes within the Military Housing Area (MHA) with zip codes of schools in the surrounding districts. Those school districts with zip codes that fall within the MHA of an installation are included in the analysis. In some locations, school district composition may have changed slightly due to the use of updated District IDs obtained from the Department of Education
- Graduation rates reflect a 4-year graduation, which was determined to be the expectation of Airmen, Guardians, and their families due to frequency of relocation
- The licensure assessment uses a checklist of licensure rules that states should have, and that they should avoid. For example, having a compact or temporary licensing rule and NOT having supervisory requirements are checklist items that lead to green. The Department of the Air Force reviewed state policies and programs intended to eliminate barriers to license portability for military spouses that were in effect as of 31 May 2021

For additional information on Education and Licensure assessment criteria, methodology and data sources, please see the Support of Military Families Background Information provided at www.af.mil under the Support to Families banner. All questions and feedback should be directed to SAF.MRR.Workflow@us.af.mil .

Barksdale Air Force Base, Louisiana


School Districts Map



Support of Military Families – 2021

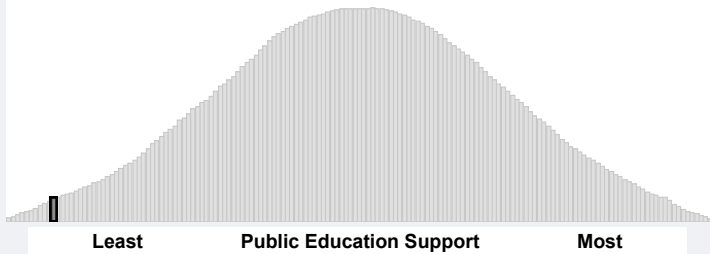
NAS Joint Reserve Base New Orleans, Louisiana

Public Education *

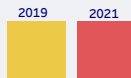


Key: ■ ≤ 33.3% < ■ < 66.7% ≤ ■ (Percentile)

Comparison of all 157 Air Force Installations



Academic Performance Criteria



Graduation Rate



Student Learning Rate



School Climate Criteria

Chronic Absenteeism Rate



Suspension Rate



Service Offering Criteria

Pre-Kindergarten Availability



Student to Counselor Ratio



Student to Mental Health Support Ratio




Student to Nurse Ratio



Student to Teacher Ratio

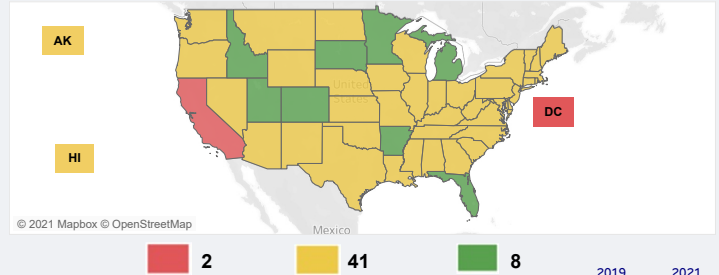


Licensure Portability

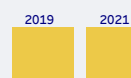


Key: ■ ≤ 1.50 < ■ < 4.00 ≤ ■ (Measure)

Licensure Portability in 50 States and DC



Accounting



Cosmetology



EMS



Engineering



Law



Nursing



Physical Therapy



Psychology



Teaching



Other Professions



Data Source	Most Recent Survey Time Period Utilized	Date Last Updated
State Laws, State Executive Orders, State Bar and Supreme Court Rules (Licensure)	Through May 2021	May 31, 2021

Data Source	Most Recent Survey Time Period Utilized	Date Last Updated
Department of Education - Civil Rights Data Collection District and School Data	SY 2017-2018	October 2020
Department of Education - EDFacts Graduation Rates (District Level and School Level)	SY 2018-2019	November 2020
Department of Education - National Center for Education Statistics Common Core of Data Public Elementary / Secondary School Universe Survey Data	SY 2019-2020	March 2021
Department of Education - National Center for Education Statistics Common Core of Data (School Search)	SY 2018-19 School Details and Enrollment Characteristics	April 2020
	SY 2019-20 School Directory Information	July 2020
Center for Education Policy Analysis: Stanford Education Data Archive (SEDA)	SY 2008-2009 through SY2017-2018	February 2021

* Public Education is compiled using 60% Academic Performance, 20% School Climate, and 20% Service Offering.

Areas Requiring Additional Support

Public Education

Graduation Rates



Public Education

Suspension Rate



Public Education

Student to Counselor



Licensure Language

Professions

No MS rule

Law



Support of Military Families – 2021

NAS Joint Reserve Base New Orleans, Louisiana

Education and Licensure Assessment Narrative

Public Education:

(This assessment is a comparative analysis using colors to graphically display results for all criteria and categories. The colors are assigned using percentiles, divided into thirds, to provide information about a location's relative position compared to all other Department of the Air Force installations assessed)

- NAS JRB New Orleans received an overall red rating for public education as it fell within the bottom 33 percent of all Air Force installations assessed
- The areas with the lowest relative ranking which require additional state/community support include graduation, suspension and student to counselor rates
- Change from 2019:** NAS JRB New Orleans' overall education rating did not shift from 2019, however, overall academic opportunity shifted from yellow to red as student learning rate shifted from green to yellow. Chronic absenteeism rate did improve from red to yellow and student to mental health support ratio improved from yellow to green

Licensure Portability:

- The State of Louisiana received an overall yellow rating for licensure portability indicating the State statutes (primarily HB 613) contain barriers to licensure and certification portability for military spouses. This assessment is driven by the requirement that an applicant be licensed or certified by another state for at least one year
- No barriers remain for EMS, Nursing and Physical Therapy due to their participation in the National EMT Registry, NLC Compact, and PT Compact respectively
- If you have additional information or recently made changes to your State's licensure statutes, you can send the updated information to SAF.MRR.Workflow@us.af.mil for consideration and potential changes to the assessment.
- Change from 2019:** While Louisiana removed the requirement for substantial equivalence, a change in assessment was not reflected due to the requirement that an applicant be licensed or certified by another state for at least one year

Additional notes:

- The education assessment cross references zip codes within the Military Housing Area (MHA) with zip codes of schools in the surrounding districts. Those school districts with zip codes that fall within the MHA of an installation are included in the analysis. In some locations, school district composition may have changed slightly due to the use of updated District IDs obtained from the Department of Education
- Graduation rates reflect a 4-year graduation, which was determined to be the expectation of Airmen, Guardians, and their families due to frequency of relocation
- The licensure assessment uses a checklist of licensure rules that states should have, and that they should avoid. For example, having a compact or temporary licensing rule and NOT having supervisory requirements are checklist items that lead to green. The Department of the Air Force reviewed state policies and programs intended to eliminate barriers to license portability for military spouses that were in effect as of 31 May 2021

For additional information on Education and Licensure assessment criteria, methodology and data sources, please see the Support of Military Families Background Information provided at www.af.mil under the Support to Families banner. All questions and feedback should be directed to SAF.MRR.Workflow@us.af.mil.

NAS Joint Reserve Base New Orleans, Louisiana


School Districts Map



Support of Military Families – 2021

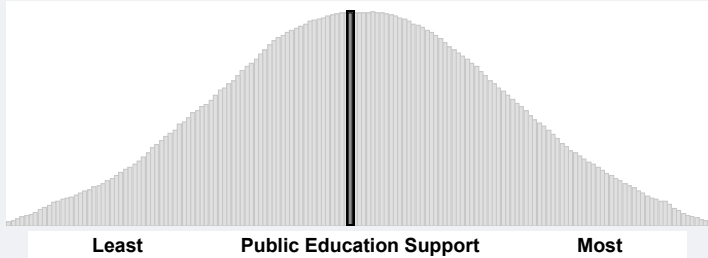
Barnes Air National Guard Base, Massachusetts

Public Education *

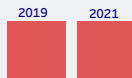


Key: ■ ≤ 33.3% < ■ < 66.7% ≤ ■ (Percentile)

Comparison of all 157 Air Force Installations



Academic Performance Criteria



Graduation Rate



Student Learning Rate



School Climate Criteria



Chronic Absenteeism Rate



Suspension Rate



Service Offering Criteria



Pre-Kindergarten Availability



Student to Counselor Ratio



Student to Mental Health Support Ratio



Student to Nurse Ratio




Student to Teacher Ratio



Data Source	Most Recent Survey Time Period Utilized	Date Last Updated
Department of Education - Civil Rights Data Collection District and School Data	SY 2017-2018	October 2020
Department of Education - EDFacts Graduation Rates (District Level and School Level)	SY 2018-2019	November 2020
Department of Education - National Center for Education Statistics Common Core of Data Public Elementary / Secondary School Universe Survey Data	SY 2019-2020	March 2021
Department of Education - National Center for Education Statistics Common Core of Data (School Search)	SY 2018-19 School Details and Enrollment Characteristics	April 2020
	SY 2019-20 School Directory Information	July 2020
Center for Education Policy Analysis: Stanford Education Data Archive (SEDA)	SY 2008-2009 through SY2017-2018	February 2021

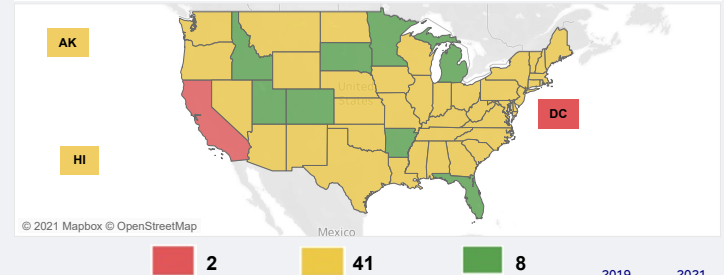
* Public Education is compiled using 60% Academic Performance, 20% School Climate, and 20% Service Offering.

Licensure Portability




Key: ■ ≤ 1.50 < ■ < 4.00 ≤ ■ (Measure)

Licensure Portability in 50 States and DC



Accounting



Cosmetology



EMS



Engineering



Law



Nursing



Physical Therapy



Psychology



Teaching



Other Professions



Data Source	Most Recent Survey Time Period Utilized	Date Last Updated
State Laws, State Executive Orders, State Bar and Supreme Court Rules (Licensure)	Through May 2021	May 31, 2021

Areas Requiring Additional Support

Public Education

Growth Measure



Public Education

Graduation Rates



Public Education

Chronic Absenteeism



Licensure Language

Substantial equivalency Temporary license Expedited license

Professions

Cosmetology, Engineering, Teaching, Accounting, Physical Therapy, Psychology, Nursing



Support of Military Families – 2021

Barnes Air National Guard Base, Massachusetts

Education and Licensure Assessment Narrative

Public Education:

(This assessment is a comparative analysis using colors to graphically display results for all criteria and categories. The colors are assigned using percentiles, divided into thirds, to provide information about a location's relative position compared to all other Department of the Air Force installations assessed)

- Barnes ANGB received an overall yellow rating for public education as it fell within the middle 33 percent of all Air Force installations assessed
- The areas with the lowest relative ranking which require additional state/community support include student learning, graduation, and chronic absenteeism rates
- Change from 2019:** Barnes' overall education rating did not shift from 2019, however, overall school climate shifted from yellow to green due to an improved chronic absenteeism rate. Additionally, graduation rate shifted from yellow to red

Licensure Portability:

- The State of Massachusetts received an overall yellow rating for licensure portability indicating the State statutes (primarily M.G.L.A. 112 § 1B) contain barriers to licensure and certification portability for military spouses. This assessment is driven by substantial equivalence requirements that allow acceptance of another state's license if the requirements for obtaining the license are sufficiently similar to their own State's requirements and precludes acceptance if the requirements are not similar. It is noted that pending HB 3648 is aiming to remove these requirements
- Significant barriers remain for not having a military spouse rule for the Law occupation
- If you have additional information or recently made changes to your State's licensure statutes, you can send the updated information to SAF.MRR.Workflow@us.af.mil for consideration and potential changes to the assessment.
- Change from 2019:** Despite making progress on the policy for temporary licensing, the substantial equivalence requirement prevents any change from the previous assessment

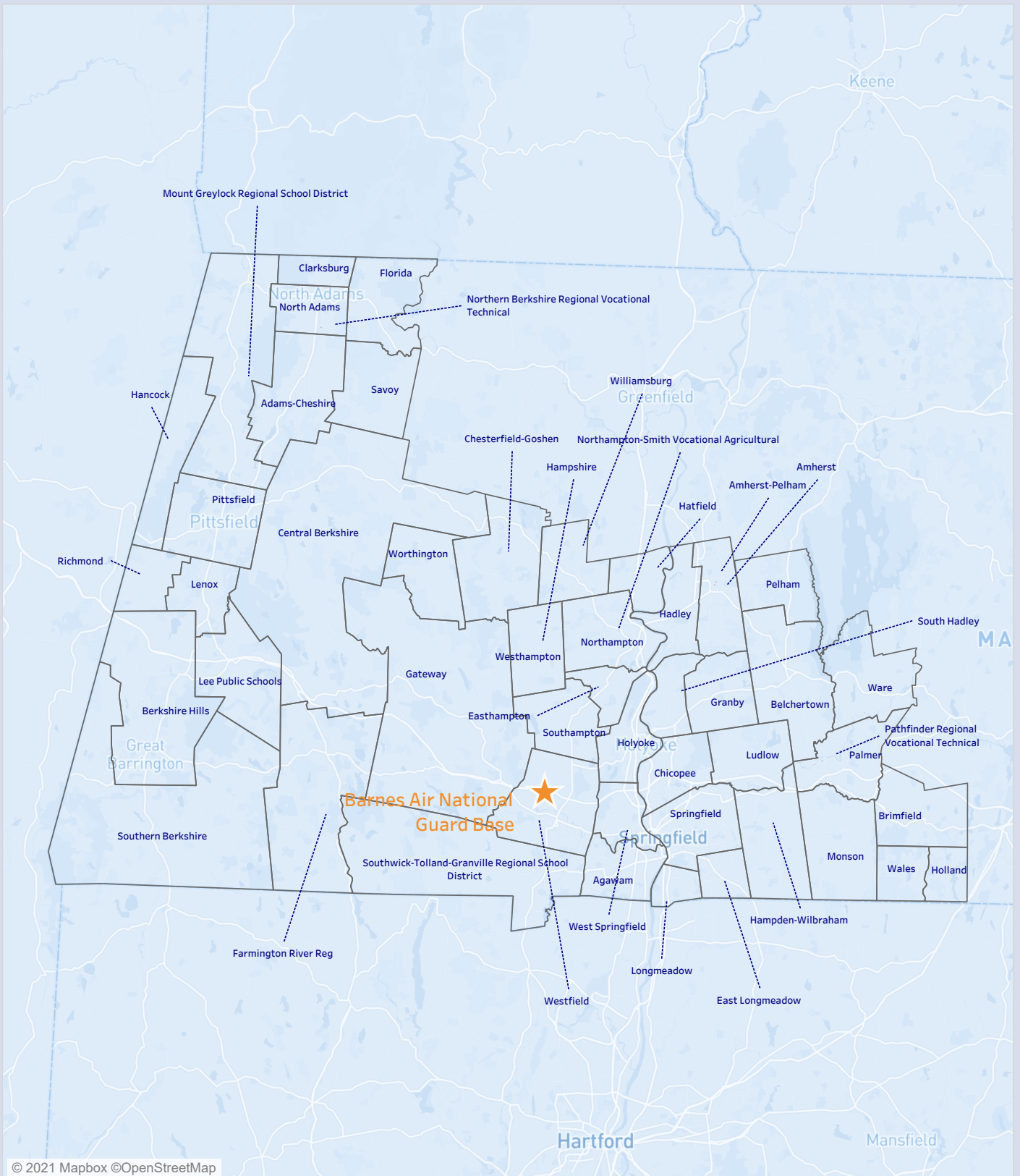
Additional notes:

- The education assessment cross references zip codes within the Military Housing Area (MHA) with zip codes of schools in the surrounding districts. Those school districts with zip codes that fall within the MHA of an installation are included in the analysis. In some locations, school district composition may have changed slightly due to the use of updated District IDs obtained from the Department of Education
- Graduation rates reflect a 4-year graduation, which was determined to be the expectation of Airmen, Guardians, and their families due to frequency of relocation
- The licensure assessment uses a checklist of licensure rules that states should have, and that they should avoid. For example, having a compact or temporary licensing rule and NOT having supervisory requirements are checklist items that lead to green. The Department of the Air Force reviewed state policies and programs intended to eliminate barriers to license portability for military spouses that were in effect as of 31 May 2021

For additional information on Education and Licensure assessment criteria, methodology and data sources, please see the Support of Military Families Background Information provided at www.af.mil under the Support to Families banner. All questions and feedback should be directed to SAF.MRR.Workflow@us.af.mil.

Barnes Air National Guard Base, Massachusetts

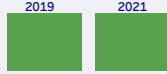
School Districts Map



Support of Military Families – 2021

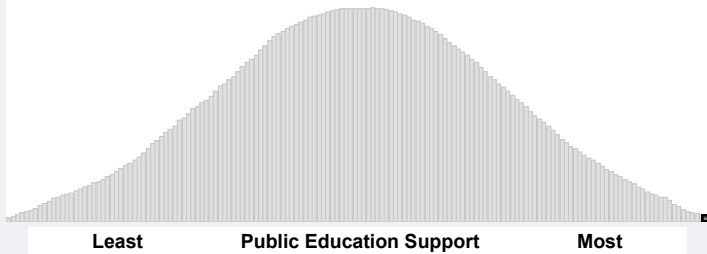
Hanscom Air Force Base, Massachusetts

Public Education *

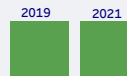


Key: ■ ≤ 33.3% < ■ < 66.7% ≤ ■ (Percentile)

Comparison of all 157 Air Force Installations



Academic Performance Criteria



Graduation Rate



Student Learning Rate



School Climate Criteria



Chronic Absenteeism Rate



Suspension Rate



Service Offering Criteria



Pre-Kindergarten Availability



Student to Counselor Ratio



Student to Mental Health Support Ratio




Student to Nurse Ratio



Student to Teacher Ratio

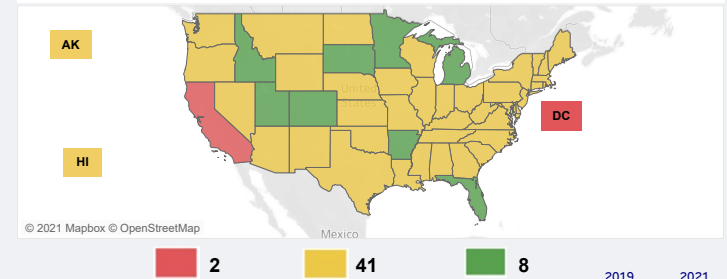


Licensure Portability




Key: ■ ≤ 1.50 < ■ < 4.00 ≤ ■ (Measure)

Licensure Portability in 50 States and DC



Accounting



Cosmetology



EMS



Engineering



Law



Nursing



Physical Therapy



Psychology



Teaching



Other Professions



Data Source	Most Recent Survey Time Period Utilized	Date Last Updated
State Laws, State Executive Orders, State Bar and Supreme Court Rules (Licensure)	Through May 2021	May 31, 2021

Data Source	Most Recent Survey Time Period Utilized	Date Last Updated
Department of Education - Civil Rights Data Collection District and School Data	SY 2017-2018	October 2020
Department of Education - EDFacts Graduation Rates (District Level and School Level)	SY 2018-2019	November 2020
Department of Education - National Center for Education Statistics Common Core of Data Public Elementary / Secondary School Universe Survey Data	SY 2019-2020	March 2021
Department of Education - National Center for Education Statistics Common Core of Data (School Search)	SY 2018-19 School Details and Enrollment Characteristics SY 2019-20 School Directory Information	April 2020 July 2020
Center for Education Policy Analysis: Stanford Education Data Archive (SEDA)	SY 2008-2009 through SY2017-2018	February 2021

* Public Education is compiled using 60% Academic Performance, 20% School Climate, and 20% Service Offering.

Areas Requiring Additional Support

Public Education

Growth Measure



Public Education

PreK



Public Education

Student to Teacher



Licensure Language

Professions

Substantial equivalency Temporary license Expedited license

Cosmetology, Engineering, Teaching, Accounting, Physical Therapy, Psychology, Nursing



Support of Military Families – 2021

Hanscom Air Force Base, Massachusetts

Education and Licensure Assessment Narrative

Public Education:

(This assessment is a comparative analysis using colors to graphically display results for all criteria and categories. The colors are assigned using percentiles, divided into thirds, to provide information about a location's relative position compared to all other Department of the Air Force installations assessed)

- Hanscom AFB received an overall green rating for public education as it fell within the top 33 percent of all Air Force installations assessed with strong overall academic performance, school climate and service offering as the driving factors
- The areas with the lowest relative ranking which may require additional state/community support include student learning rate, pre-kindergarten availability, and student to teacher ratio
- Change from 2019:** Hanscom's overall education rating did not shift from 2019, however, student to counselor ratio shifted from yellow to green and pre-kindergarten availability shifted from green to yellow

Licensure Portability:

- The State of Massachusetts received an overall yellow rating for licensure portability indicating the State statutes (primarily M.G.L.A. 112 § 1B) contain barriers to licensure and certification portability for military spouses. This assessment is driven by substantial equivalence requirements that allow acceptance of another state's license if the requirements for obtaining the license are sufficiently similar to their own State's requirements and precludes acceptance if the requirements are not similar. It is noted that pending HB 3648 is aiming to remove these requirements
- Significant barriers remain for not having a military spouse rule for the Law occupation
- If you have additional information or recently made changes to your State's licensure statutes, you can send the updated information to SAF.MRR.Workflow@us.af.mil for consideration and potential changes to the assessment.
- Change from 2019:** Despite making progress on the policy for temporary licensing, the substantial equivalence requirement prevents any change from the previous assessment

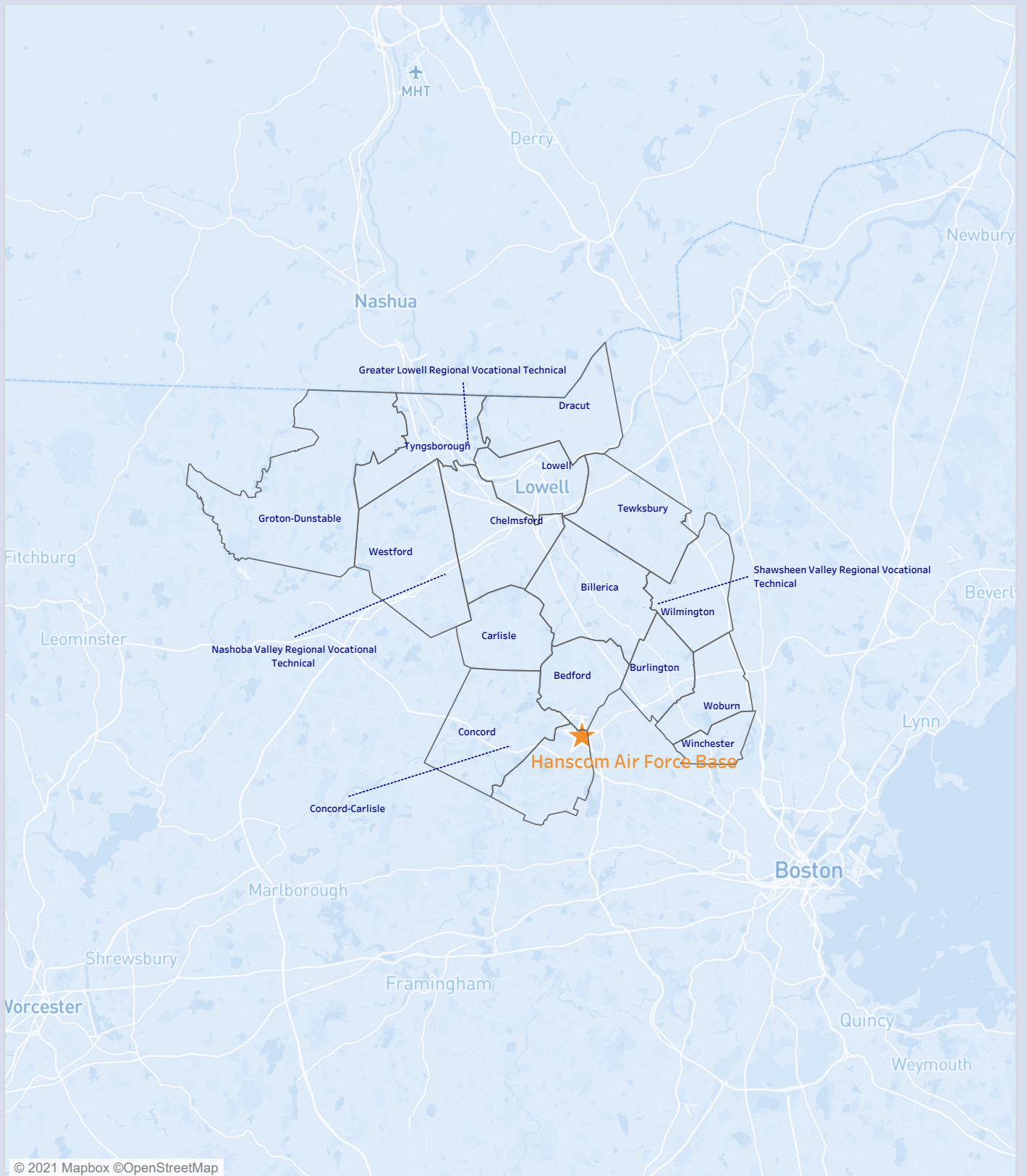
Additional notes:

- The education assessment cross references zip codes within the Military Housing Area (MHA) with zip codes of schools in the surrounding districts. Those school districts with zip codes that fall within the MHA of an installation are included in the analysis. In some locations, school district composition may have changed slightly due to the use of updated District IDs obtained from the Department of Education
- Graduation rates reflect a 4-year graduation, which was determined to be the expectation of Airmen, Guardians, and their families due to frequency of relocation
- The licensure assessment uses a checklist of licensure rules that states should have, and that they should avoid. For example, having a compact or temporary licensing rule and NOT having supervisory requirements are checklist items that lead to green. The Department of the Air Force reviewed state policies and programs intended to eliminate barriers to license portability for military spouses that were in effect as of 31 May 2021

For additional information on Education and Licensure assessment criteria, methodology and data sources, please see the Support of Military Families Background Information provided at www.af.mil under the Support to Families banner. All questions and feedback should be directed to SAF.MRR.Workflow@us.af.mil.

Hanscom Air Force Base, Massachusetts

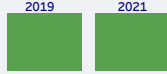
School Districts Map



Support of Military Families – 2021

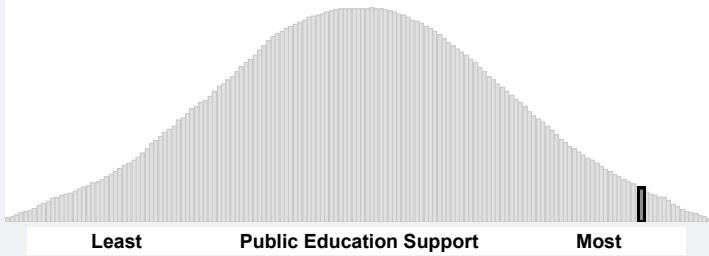
Joint Base Cape Cod - Otis Air National Guard Base, Massachusetts

Public Education *

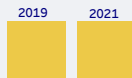


Key: ■ ≤ 33.3% < ■ < 66.7% ≤ ■ (Percentile)

Comparison of all 157 Air Force Installations



Academic Performance Criteria



Graduation Rate



Student Learning Rate



School Climate Criteria



Chronic Absenteeism Rate



Suspension Rate



Service Offering Criteria



Pre-Kindergarten Availability



Student to Counselor Ratio



Student to Mental Health Support Ratio




Student to Nurse Ratio



Student to Teacher Ratio

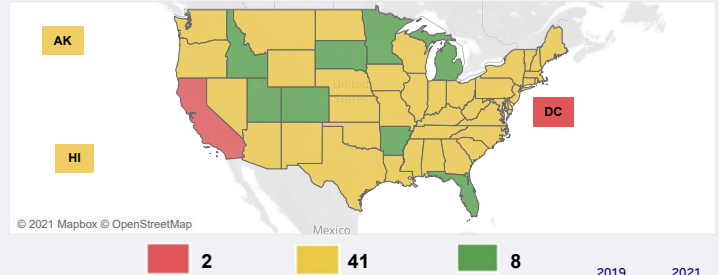


Licensure Portability

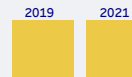


Key: ■ ≤ 1.50 < ■ < 4.00 ≤ ■ (Measure)

Licensure Portability in 50 States and DC



Accounting



Cosmetology



EMS



Engineering



Law



Nursing



Physical Therapy



Psychology



Teaching



Other Professions



Data Source	Most Recent Survey Time Period Utilized	Date Last Updated
State Laws, State Executive Orders, State Bar and Supreme Court Rules (Licensure)	Through May 2021	May 31, 2021

Data Source	Most Recent Survey Time Period Utilized	Date Last Updated
Department of Education - Civil Rights Data Collection District and School Data	SY 2017-2018	October 2020
Department of Education - EDfacts Graduation Rates (District Level and School Level)	SY 2018-2019	November 2020
Department of Education - National Center for Education Statistics Common Core of Data Public Elementary / Secondary School Universe Survey Data	SY 2019-2020	March 2021
Department of Education - National Center for Education Statistics Common Core of Data (School Search)	SY 2018-19 School Details and Enrollment Characteristics SY 2019-20 School Directory Information	April 2020 July 2020
Center for Education Policy Analysis: Stanford Education Data Archive (SEDA)	SY 2008-2009 through SY2017-2018	February 2021

* Public Education is compiled using 60% Academic Performance, 20% School Climate, and 20% Service Offering.

Areas Requiring Additional Support

Public Education

Growth Measure ■

Public Education

PreK ■

Public Education

Chronic Absenteeism ■

Licensure Language

Substantial equivalency Temporary license Expedited license

Professions

Cosmetology, Engineering, Teaching, Accounting, Physical Therapy, Psychology, Nursing

Support of Military Families – 2021

Joint Base Cape Cod - Otis Air National Guard Base, Massachusetts

Education and Licensure Assessment Narrative

Public Education:

(This assessment is a comparative analysis using colors to graphically display results for all criteria and categories. The colors are assigned using percentiles, divided into thirds, to provide information about a location's relative position compared to all other Department of the Air Force installations assessed)

- JB Cape Cod – Otis ANGB received an overall green rating for public education as it fell within the top 33 percent of all Air Force installations assessed with strong overall school climate and service offering as the driving factors
- The areas with the lowest relative ranking which may require additional state/community support include student learning rate, pre-kindergarten availability, and chronic absenteeism rate
- Change from 2019:** JB Cape Cod – Otis's overall education rating did not shift from 2019

Licensure Portability:

- The State of Massachusetts received an overall yellow rating for licensure portability indicating the State statutes (primarily M.G.L.A. 112 § 1B) contain barriers to licensure and certification portability for military spouses. This assessment is driven by substantial equivalence requirements that allow acceptance of another state's license if the requirements for obtaining the license are sufficiently similar to their own State's requirements and precludes acceptance if the requirements are not similar. It is noted that pending HB 3648 is aiming to remove these requirements
- Significant barriers remain for not having a military spouse rule for the Law occupation
- If you have additional information or recently made changes to your State's licensure statutes, you can send the updated information to SAF.MRR.Workflow@us.af.mil for consideration and potential changes to the assessment.
- Change from 2019:** Despite making progress on the policy for temporary licensing, the substantial equivalence requirement prevents any change from the previous assessment

Additional notes:

- The education assessment cross references zip codes within the Military Housing Area (MHA) with zip codes of schools in the surrounding districts. Those school districts with zip codes that fall within the MHA of an installation are included in the analysis. In some locations, school district composition may have changed slightly due to the use of updated District IDs obtained from the Department of Education
- Graduation rates reflect a 4-year graduation, which was determined to be the expectation of Airmen, Guardians, and their families due to frequency of relocation
- The licensure assessment uses a checklist of licensure rules that states should have, and that they should avoid. For example, having a compact or temporary licensing rule and NOT having supervisory requirements are checklist items that lead to green. The Department of the Air Force reviewed state policies and programs intended to eliminate barriers to license portability for military spouses that were in effect as of 31 May 2021

For additional information on Education and Licensure assessment criteria, methodology and data sources, please see the Support of Military Families Background Information provided at www.af.mil under the Support to Families banner. All questions and feedback should be directed to SAF.MRR.Workflow@us.af.mil.

Joint Base Cape Cod - Otis Air National Guard Base, Massachusetts


School Districts Map



Support of Military Families – 2021

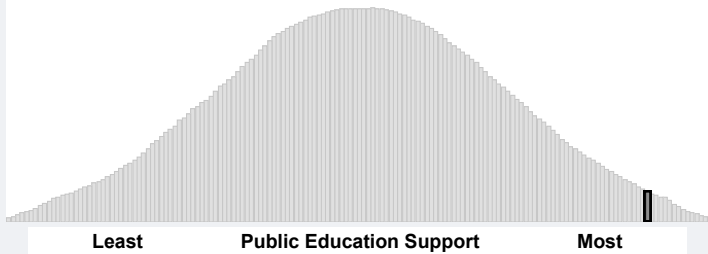
Joint Base Cape Cod Space Force Station, Massachusetts

Public Education *

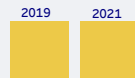


Key: ■ ≤ 33.3% < ■ < 66.7% ≤ ■ (Percentile)

Comparison of all 157 Air Force Installations



Academic Performance Criteria



Graduation Rate



Student Learning Rate



School Climate Criteria



Chronic Absenteeism Rate



Suspension Rate



Service Offering Criteria



Pre-Kindergarten Availability



Student to Counselor Ratio



Student to Mental Health Support Ratio




Student to Nurse Ratio



Student to Teacher Ratio

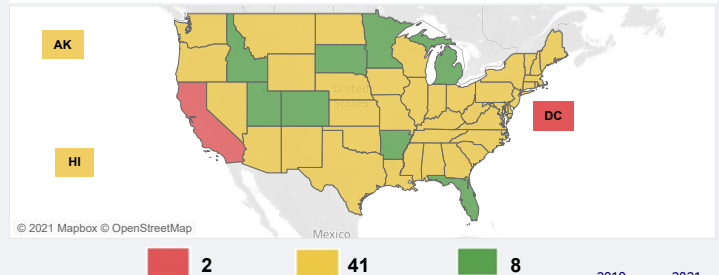


Licensure Portability



Key: ■ ≤ 1.50 < ■ < 4.00 ≤ ■ (Measure)

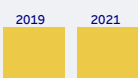
Licensure Portability in 50 States and DC



© 2021 Mapbox © OpenStreetMap



Accounting



Cosmetology



EMS



Engineering



Law



Nursing



Physical Therapy



Psychology



Teaching



Other Professions



Data Source	Most Recent Survey Time Period Utilized	Date Last Updated
State Laws, State Executive Orders, State Bar and Supreme Court Rules (Licensure)	Through May 2021	May 31, 2021

Data Source	Most Recent Survey Time Period Utilized	Date Last Updated
Department of Education - Civil Rights Data Collection District and School Data	SY 2017-2018	October 2020
Department of Education - EDFacts Graduation Rates (District Level and School Level)	SY 2018-2019	November 2020
Department of Education - National Center for Education Statistics Common Core of Data Public Elementary / Secondary School Universe Survey Data	SY 2019-2020	March 2021
Department of Education - National Center for Education Statistics Common Core of Data (School Search)	SY 2018-19 School Details and Enrollment Characteristics SY 2019-20 School Directory Information	April 2020 July 2020
Center for Education Policy Analysis: Stanford Education Data Archive (SEDA)	SY 2008-2009 through SY2017-2018	February 2021

* Public Education is compiled using 60% Academic Performance, 20% School Climate, and 20% Service Offering.

Areas Requiring Additional Support

Public Education

Growth Measure ■

Public Education

PreK ■

Public Education

Chronic Absenteeism ■

Licensure Language

Substantial equivalency Temporary license Expedited license

Professions

Cosmetology, Engineering, Teaching, Accounting, Physical Therapy, Psychology, Nursing



Support of Military Families – 2021

Joint Base Cape Cod Space Force Station, Massachusetts

Education and Licensure Assessment Narrative

Public Education:

(This assessment is a comparative analysis using colors to graphically display results for all criteria and categories. The colors are assigned using percentiles, divided into thirds, to provide information about a location's relative position compared to all other Department of the Air Force installations assessed)

- JB Cape Cod SFS received an overall green rating for public education as it fell within the top 33 percent of all Air Force installations assessed with strong overall school climate and service offering as the driving factors
- The areas with the lowest relative ranking which may require additional state/community support include student learning rate, pre-kindergarten availability, and chronic absenteeism rate
- Change from 2019:** JB Cape Cod's overall education rating did not shift from 2019

Licensure Portability:

- The State of Massachusetts received an overall yellow rating for licensure portability indicating the State statutes (primarily M.G.L.A. 112 § 1B) contain barriers to licensure and certification portability for military spouses. This assessment is driven by substantial equivalence requirements that allow acceptance of another state's license if the requirements for obtaining the license are sufficiently similar to their own State's requirements and precludes acceptance if the requirements are not similar. It is noted that pending HB 3648 is aiming to remove these requirements
- Significant barriers remain for not having a military spouse rule for the Law occupation
- If you have additional information or recently made changes to your State's licensure statutes, you can send the updated information to SAF.MRR.Workflow@us.af.mil for consideration and potential changes to the assessment.
- Change from 2019:** Despite making progress on the policy for temporary licensing, the substantial equivalence requirement prevents any change from the previous assessment

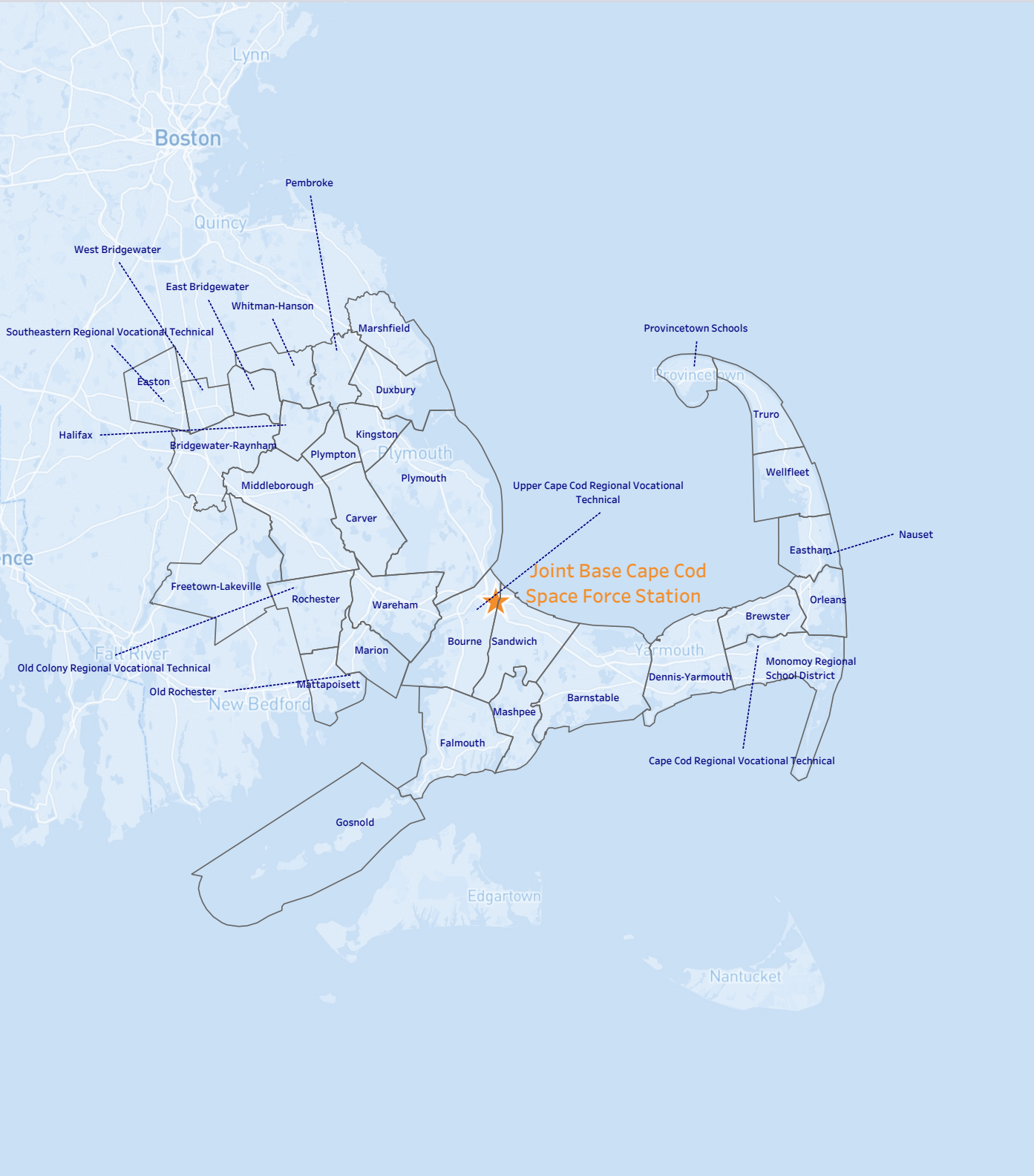
Additional notes:

- The education assessment cross references zip codes within the Military Housing Area (MHA) with zip codes of schools in the surrounding districts. Those school districts with zip codes that fall within the MHA of an installation are included in the analysis. In some locations, school district composition may have changed slightly due to the use of updated District IDs obtained from the Department of Education
- Graduation rates reflect a 4-year graduation, which was determined to be the expectation of Airmen, Guardians, and their families due to frequency of relocation
- The licensure assessment uses a checklist of licensure rules that states should have, and that they should avoid. For example, having a compact or temporary licensing rule and NOT having supervisory requirements are checklist items that lead to green. The Department of the Air Force reviewed state policies and programs intended to eliminate barriers to license portability for military spouses that were in effect as of 31 May 2021

For additional information on Education and Licensure assessment criteria, methodology and data sources, please see the Support of Military Families Background Information provided at www.af.mil under the Support to Families banner. All questions and feedback should be directed to SAF.MRR.Workflow@us.af.mil.

Joint Base Cape Cod Space Force Station, Massachusetts


School Districts Map



Support of Military Families – 2021


Westover Air Reserve Base, Massachusetts

Public Education *




Key: ■ ≤ 33.3% < ■ < 66.7% ≤ ■ (Percentile)

Comparison of all 157 Air Force Installations

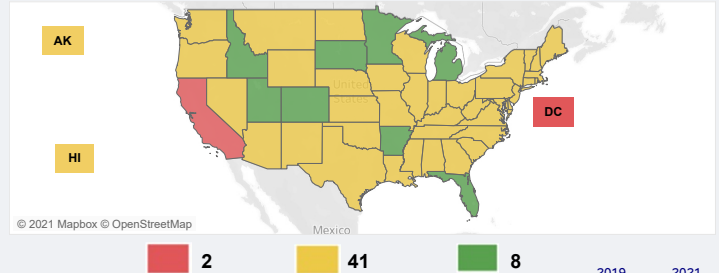


Licensure Portability

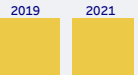


Key: ■ ≤ 1.50 < ■ < 4.00 ≤ ■ (Measure)

Licensure Portability in 50 States and DC



Accounting



Cosmetology



EMS



Engineering



Law



Nursing



Physical Therapy



Psychology



Teaching

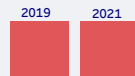


Other Professions



Data Source	Most Recent Survey Time Period Utilized	Date Last Updated
State Laws, State Executive Orders, State Bar and Supreme Court Rules (Licensure)	Through May 2021	May 31, 2021

Academic Performance Criteria



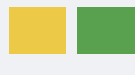
Graduation Rate



Student Learning Rate



School Climate Criteria



Chronic Absenteeism Rate



Suspension Rate



Service Offering Criteria



Pre-Kindergarten Availability



Student to Counselor Ratio



Student to Mental Health Support Ratio



Student to Nurse Ratio



Student to Teacher Ratio



Data Source	Most Recent Survey Time Period Utilized	Date Last Updated
Department of Education - Civil Rights Data Collection District and School Data	SY 2017-2018	October 2020
Department of Education - EDFacts Graduation Rates (District Level and School Level)	SY 2018-2019	November 2020
Department of Education - National Center for Education Statistics Common Core of Data Public Elementary / Secondary School Universe Survey Data	SY 2019-2020	March 2021
Department of Education - National Center for Education Statistics Common Core of Data (School Search)	SY 2018-19 School Details and Enrollment Characteristics	April 2020
	SY 2019-20 School Directory Information	July 2020
Center for Education Policy Analysis: Stanford Education Data Archive (SEDA)	SY 2008-2009 through SY2017-2018	February 2021

* Public Education is compiled using 60% Academic Performance, 20% School Climate, and 20% Service Offering.

Areas Requiring Additional Support

Public Education

Growth Measure



Public Education

Graduation Rates



Public Education

Chronic Absenteeism



Licensure Language

Substantial equivalency Temporary license Expedited license

Professions

Cosmetology, Engineering, Teaching, Accounting, Physical Therapy, Psychology, Nursing



Support of Military Families – 2021

Westover Air Reserve Base, Massachusetts

Education and Licensure Assessment Narrative

Public Education:

(This assessment is a comparative analysis using colors to graphically display results for all criteria and categories. The colors are assigned using percentiles, divided into thirds, to provide information about a location's relative position compared to all other Department of the Air Force installations assessed)

- Westover ARB received an overall yellow rating for public education as it fell within the middle 33 percent of all Air Force installations assessed
- The areas with the lowest relative ranking which require additional state/community support include student learning, graduation, and chronic absenteeism rates
- **Change from 2019:** Westover's overall education rating did not shift from 2019, however, overall school climate shifted from yellow to green due to an improved chronic absenteeism rate. Additionally, graduation rate shifted from yellow to red

Licensure Portability:

- The State of Massachusetts received an overall yellow rating for licensure portability indicating the State statutes (primarily M.G.L.A. 112 § 1B) contain barriers to licensure and certification portability for military spouses. This assessment is driven by substantial equivalence requirements that allow acceptance of another state's license if the requirements for obtaining the license are sufficiently similar to their own State's requirements and precludes acceptance if the requirements are not similar. It is noted that pending HB 3648 is aiming to remove these requirements
- Significant barriers remain for not having a military spouse rule for the Law occupation
- If you have additional information or recently made changes to your State's licensure statutes, you can send the updated information to SAF.MRR.Workflow@us.af.mil for consideration and potential changes to the assessment.
- **Change from 2019:** Despite making progress on the policy for temporary licensing, the substantial equivalence requirement prevents any change from the previous assessment

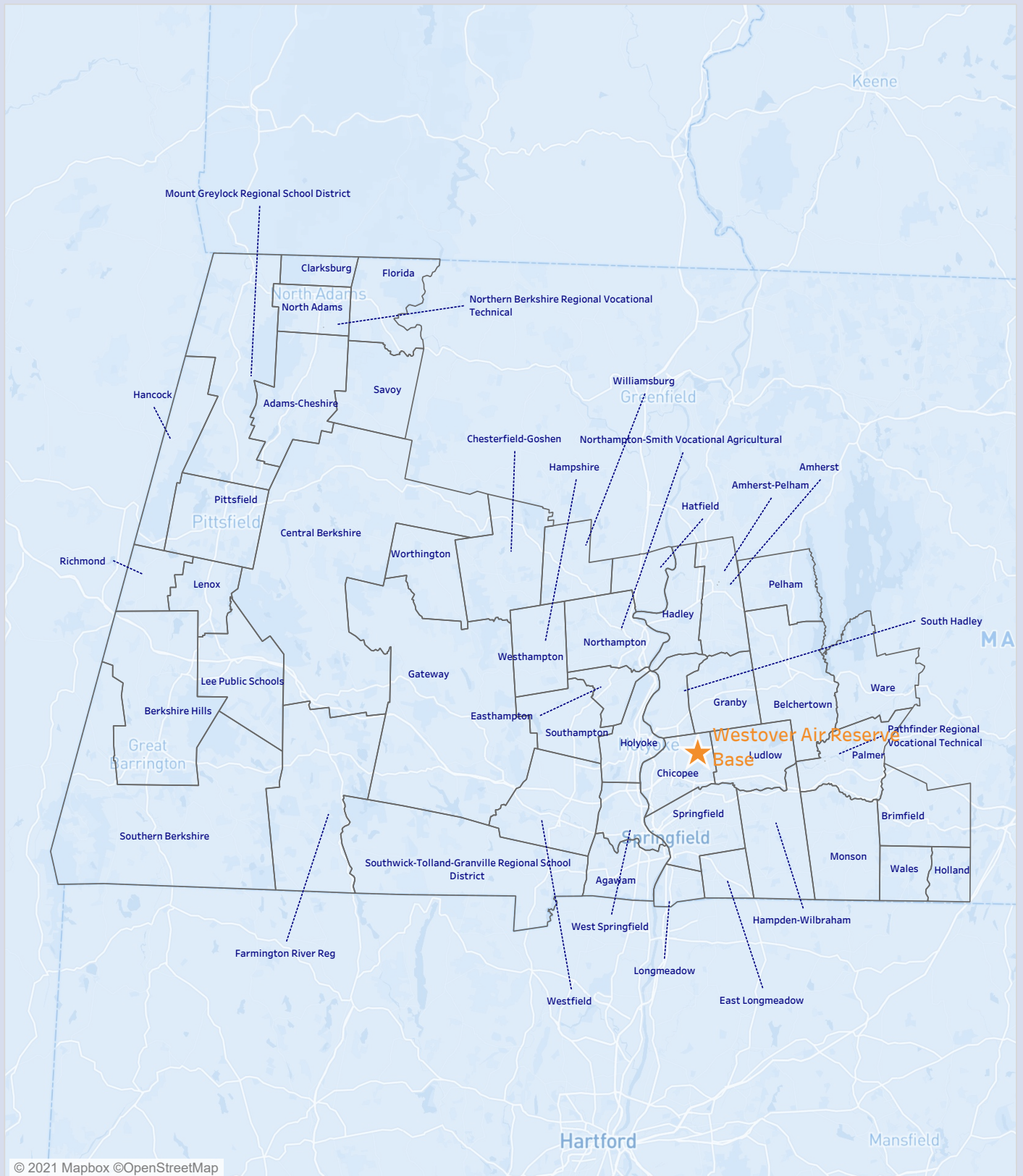
Additional notes:

- The education assessment cross references zip codes within the Military Housing Area (MHA) with zip codes of schools in the surrounding districts. Those school districts with zip codes that fall within the MHA of an installation are included in the analysis. In some locations, school district composition may have changed slightly due to the use of updated District IDs obtained from the Department of Education
- Graduation rates reflect a 4-year graduation, which was determined to be the expectation of Airmen, Guardians, and their families due to frequency of relocation
- The licensure assessment uses a checklist of licensure rules that states should have, and that they should avoid. For example, having a compact or temporary licensing rule and NOT having supervisory requirements are checklist items that lead to green. The Department of the Air Force reviewed state policies and programs intended to eliminate barriers to license portability for military spouses that were in effect as of 31 May 2021

For additional information on Education and Licensure assessment criteria, methodology and data sources, please see the Support of Military Families Background Information provided at www.af.mil under the Support to Families banner. All questions and feedback should be directed to SAF.MRR.Workflow@us.af.mil.

Westover Air Reserve Base, Massachusetts


School Districts Map



Support of Military Families – 2021

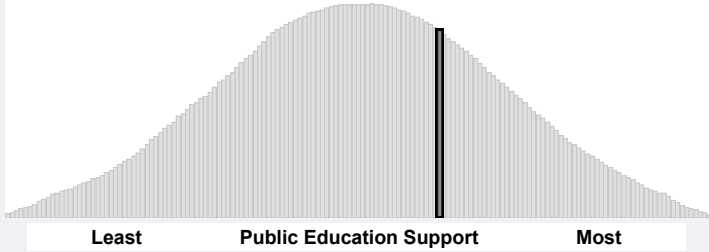
Joint Base Andrews, Maryland

Public Education *

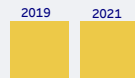


Key: ■ ≤ 33.3% < ■ < 66.7% ≤ ■ (Percentile)

Comparison of all 157 Air Force Installations



Academic Performance Criteria



Graduation Rate



Student Learning Rate



School Climate Criteria



Chronic Absenteeism Rate



Suspension Rate



Service Offering Criteria



Pre-Kindergarten Availability



Student to Counselor Ratio



Student to Mental Health Support Ratio




Student to Nurse Ratio



Student to Teacher Ratio

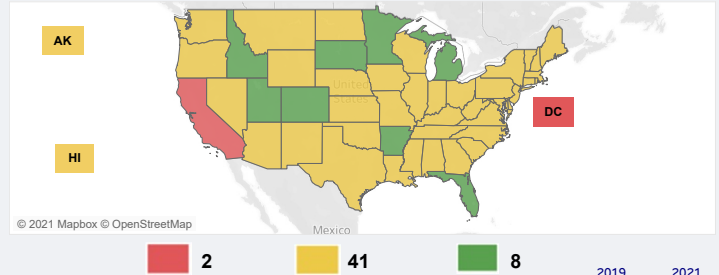


Licensure Portability

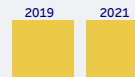


Key: ■ ≤ 1.50 < ■ < 4.00 ≤ ■ (Measure)

Licensure Portability in 50 States and DC



Accounting



Cosmetology



EMS



Engineering



Law



Nursing



Physical Therapy



Psychology



Teaching



Other Professions



Data Source	Most Recent Survey Time Period Utilized	Date Last Updated
State Laws, State Executive Orders, State Bar and Supreme Court Rules (Licensure)	Through May 2021	May 31, 2021

Data Source	Most Recent Survey Time Period Utilized	Date Last Updated
Department of Education - Civil Rights Data Collection District and School Data	SY 2017-2018	October 2020
Department of Education - ED Facts Graduation Rates (District Level and School Level)	SY 2018-2019	November 2020
Department of Education - National Center for Education Statistics Common Core of Data Public Elementary / Secondary School Universe Survey Data	SY 2019-2020	March 2021
Department of Education - National Center for Education Statistics Common Core of Data (School Search)	SY 2018-19 School Details and Enrollment Characteristics	April 2020
	SY 2019-20 School Directory Information	July 2020
Center for Education Policy Analysis: Stanford Education Data Archive (SEDA)	SY 2008-2009 through SY2017-2018	February 2021

* Public Education is compiled using 60% Academic Performance, 20% School Climate, and 20% Service Offering.

Areas Requiring Additional Support

Public Education

Student to Nurse



Public Education

Chronic Absenteeism



Public Education

Graduation Rates



Licensure Language

Professions

Current certification as a National Registry EMT (no additional burdens), No statutes for military spouses, No statutes for military spouses Reciprocity available ..

EMS, Other Professions, Engineering, Teaching, Physical Therapy, Accounting, Cosmetology, Psychology



Support of Military Families – 2021

Joint Base Andrews, Maryland

Education and Licensure Assessment Narrative

Public Education:

(This assessment is a comparative analysis using colors to graphically display results for all criteria and categories. The colors are assigned using percentiles, divided into thirds, to provide information about a location's relative position compared to all other Department of the Air Force installations assessed)

- JB Andrews received an overall yellow rating for public education as it fell within the middle 33 percent of all Air Force installations assessed
- The areas with the lowest relative ranking which require additional state/community support include student to nurse ratio, chronic absenteeism rate, and graduation rate
- Change from 2019:** JB Andrews' overall education rating did not shift from 2019, however, graduation rate and student to nurse ratio shifted from yellow to red

Licensure Portability:

- The State of Maryland received an overall yellow assessment for licensure portability indicating the State statutes (SB 280) contain barriers to licensure and certification portability for military spouses. This assessment is driven by the requirement for a military spouse to hold a license in good standing for at least one year
- Although Maryland has enacted legislation to join the Physical Therapy Compact, as of the time of this assessment, the compact benefits are not yet being provided to military spouses as additional requirements need to be met in order for Maryland to fully receive all of the compact privileges
- No barriers remain for Law and Nursing due to their favorable military spouse legislation for lawyers (temporary license available for military spouses and no supervisory requirements) and their inclusion in the NLC Compact
- If you have additional information or recently made changes to your State's licensure statutes, you can send the updated information to SAF.MRR.Workflow@us.af.mil for consideration and potential changes to the assessment
- Change from 2019:** Despite making progress by removing the substantial equivalence requirements and joining four compacts (Psychology Interjurisdictional Compact, Audiology/Speech-Language Pathology Interstate Compact, Occupational Therapy Licensure Compact, and the Licensed Professional Counseling Compact), the need to hold a license in good standing for at least one year prevents any change from the previous assessment

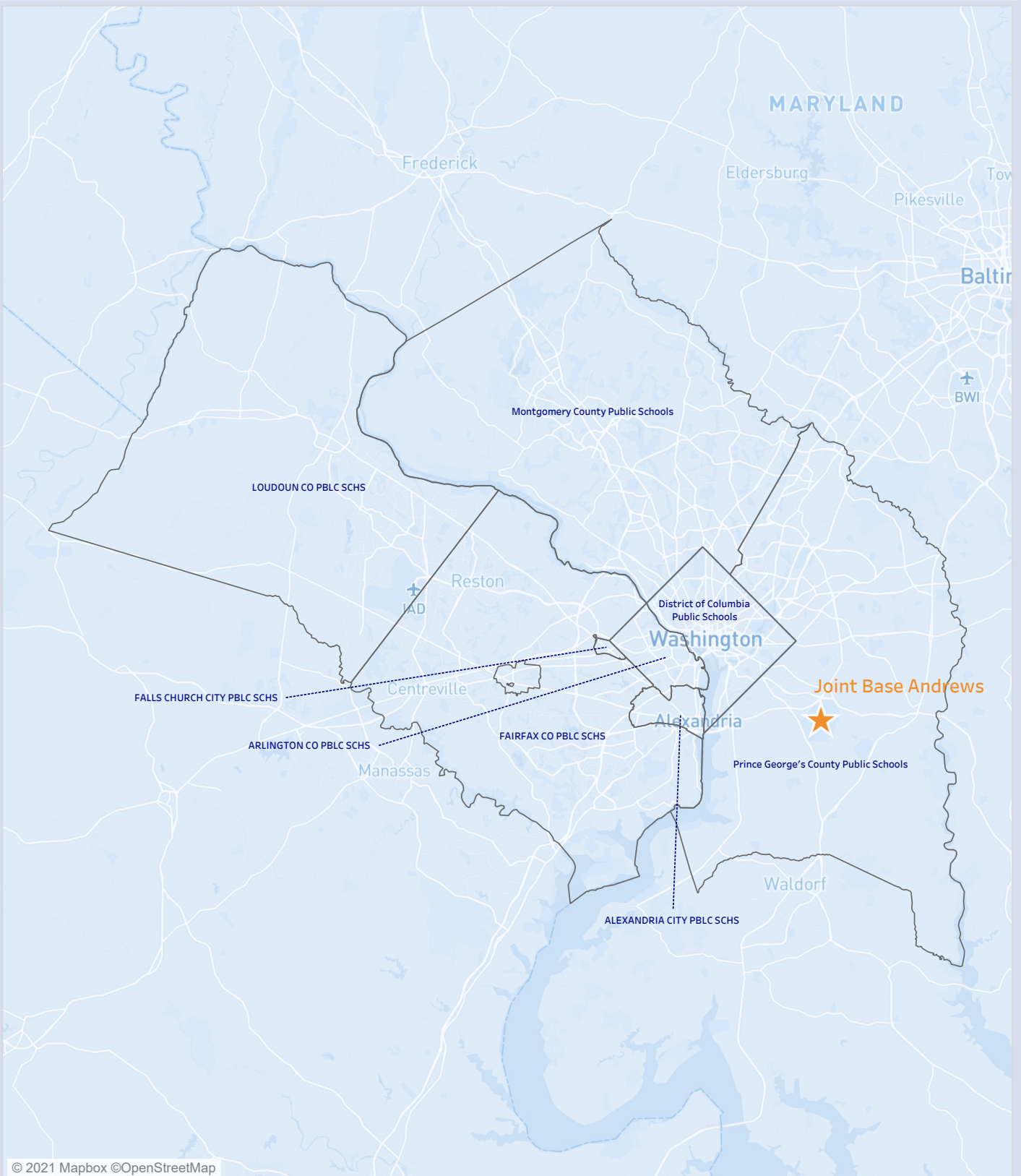
Additional notes:

- The education assessment cross references zip codes within the Military Housing Area (MHA) with zip codes of schools in the surrounding districts. Those school districts with zip codes that fall within the MHA of an installation are included in the analysis. In some locations, school district composition may have changed slightly due to the use of updated District IDs obtained from the Department of Education
- Graduation rates reflect a 4-year graduation, which was determined to be the expectation of Airmen, Guardians, and their families due to frequency of relocation
- The licensure assessment uses a checklist of licensure rules that states should have, and that they should avoid. For example, having a compact or temporary licensing rule and NOT having supervisory requirements are checklist items that lead to green. The Department of the Air Force reviewed state policies and programs intended to eliminate barriers to license portability for military spouses that were in effect as of 31 May 2021

For additional information on Education and Licensure assessment criteria, methodology and data sources, please see the Support of Military Families Background Information provided at www.af.mil under the Support to Families banner. All questions and feedback should be directed to SAF.MRR.Workflow@us.af.mil .

Joint Base Andrews, Maryland


School Districts Map



Support of Military Families – 2021

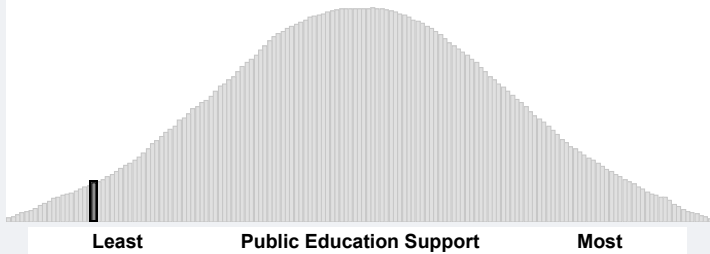
Warfield Air National Guard Base, Maryland

Public Education *

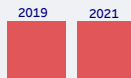


Key: ■ ≤ 33.3% < ■ < 66.7% ≤ ■ (Percentile)

Comparison of all 157 Air Force Installations



Academic Performance Criteria



Graduation Rate



Student Learning Rate



School Climate Criteria



Chronic Absenteeism Rate



Suspension Rate



Service Offering Criteria



Pre-Kindergarten Availability



Student to Counselor Ratio



Student to Mental Health Support Ratio



Student to Nurse Ratio




Student to Teacher Ratio



Data Source	Most Recent Survey Time Period Utilized	Date Last Updated
Department of Education - Civil Rights Data Collection District and School Data	SY 2017-2018	October 2020
Department of Education - ED Facts Graduation Rates (District Level and School Level)	SY 2018-2019	November 2020
Department of Education - National Center for Education Statistics Common Core of Data Public Elementary / Secondary School Universe Survey Data	SY 2019-2020	March 2021
Department of Education - National Center for Education Statistics Common Core of Data (School Search)	SY 2018-19 School Details and Enrollment Characteristics	April 2020
	SY 2019-20 School Directory Information	July 2020
Center for Education Policy Analysis: Stanford Education Data Archive (SEDA)	SY 2008-2009 through SY2017-2018	February 2021

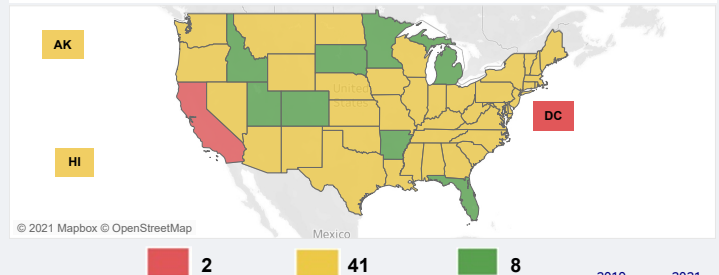
* Public Education is compiled using 60% Academic Performance, 20% School Climate, and 20% Service Offering.

Licensure Portability




Key: ■ ≤ 1.50 < ■ < 4.00 ≤ ■ (Measure)

Licensure Portability in 50 States and DC



Accounting



Cosmetology



EMS



Engineering



Law



Nursing



Physical Therapy



Psychology



Teaching



Other Professions



Data Source	Most Recent Survey Time Period Utilized	Date Last Updated
State Laws, State Executive Orders, State Bar and Supreme Court Rules (Licensure)	Through May 2021	May 31, 2021

Areas Requiring Additional Support

Public Education

Growth Measure



Public Education

Chronic Absenteeism



Public Education

PreK



Licensure Language

Professions

Substantial equivalency Temporary license

Accounting, Cosmetology, Engineering, EMS, Physical Therapy, Psychology, Teaching



Support of Military Families – 2021

Warfield Air National Guard Base, Maryland

Education and Licensure Assessment Narrative

Public Education:

(This assessment is a comparative analysis using colors to graphically display results for all criteria and categories. The colors are assigned using percentiles, divided into thirds, to provide information about a location's relative position compared to all other Department of the Air Force installations assessed)

- Warfield ANGB received an overall red rating for public education as it fell within the bottom 33 percent of all Air Force installations assessed
- The areas with the lowest relative ranking which require additional state/community support include student learning rate, chronic absenteeism rate, and pre-kindergarten availability
- **Change from 2019:** Warfield's overall education rating did not shift from 2019, however, overall service offering shifted from green to yellow as did student to teacher ratio. Additionally, pre-kindergarten availability shifted from yellow to red

Licensure Portability:

- The State of Maryland received an overall yellow assessment for licensure portability indicating the State statutes (SB 280) contain barriers to licensure and certification portability for military spouses. This assessment is driven by the requirement for a military spouse to hold a license in good standing for at least one year
- Although Maryland has enacted legislation to join the Physical Therapy Compact, as of the time of this assessment, the compact benefits are not yet being provided to military spouses as additional requirements need to be met in order for Maryland to fully receive all of the compact privileges
- No barriers remain for Law and Nursing due to their favorable military spouse legislation for lawyers (temporary license available for military spouses and no supervisory requirements) and their inclusion in the NLC Compact
- If you have additional information or recently made changes to your State's licensure statutes, you can send the updated information to SAF.MRR.Workflow@us.af.mil for consideration and potential changes to the assessment
- **Change from 2019:** Despite making progress by removing the substantial equivalence requirements and joining four compacts (Psychology Interjurisdictional Compact, Audiology/Speech-Language Pathology Interstate Compact, Occupational Therapy Licensure Compact, and the Licensed Professional Counseling Compact), the need to hold a license in good standing for at least one year prevents any change from the previous assessment

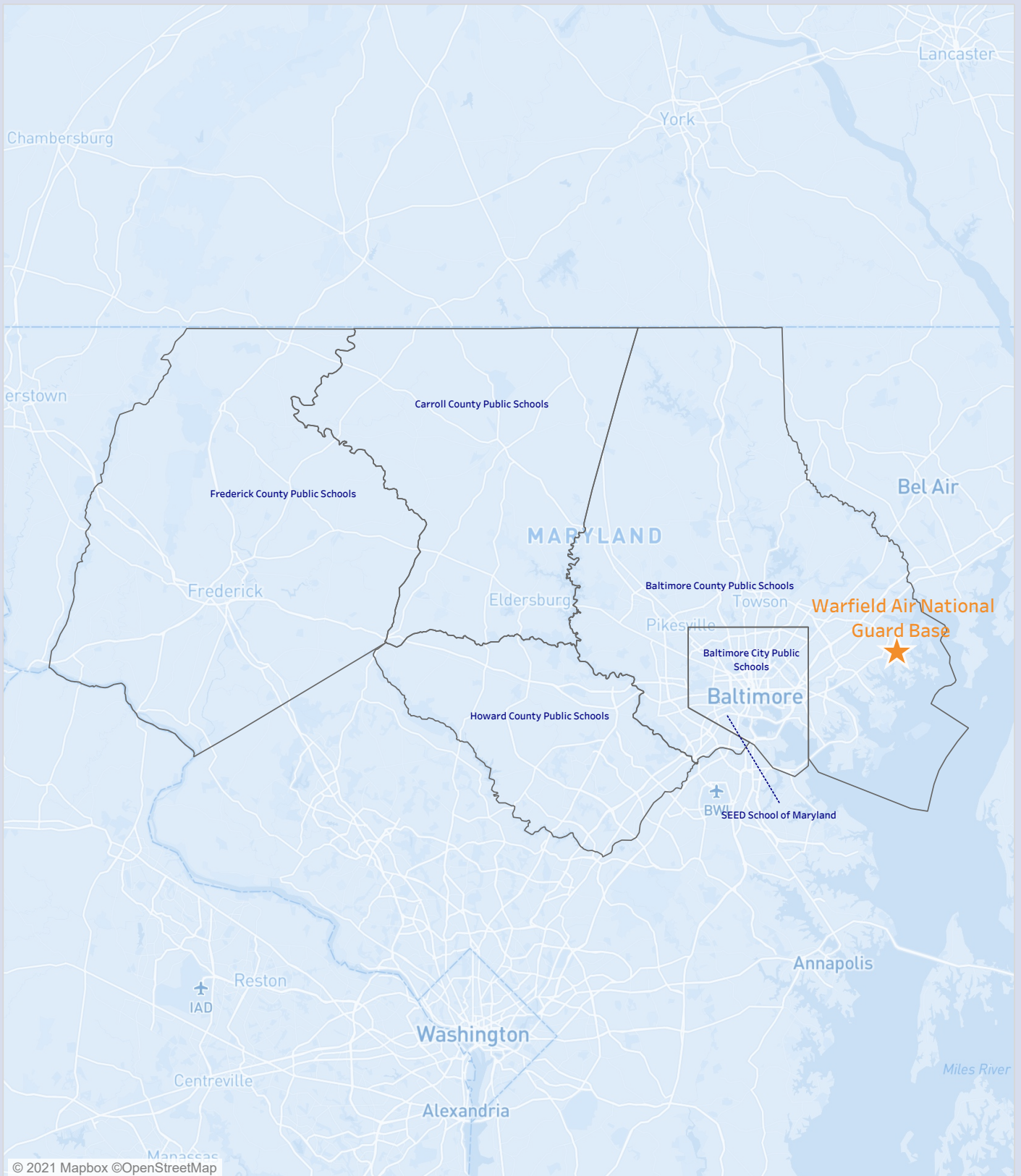
Additional notes:

- The education assessment cross references zip codes within the Military Housing Area (MHA) with zip codes of schools in the surrounding districts. Those school districts with zip codes that fall within the MHA of an installation are included in the analysis. In some locations, school district composition may have changed slightly due to the use of updated District IDs obtained from the Department of Education
- Graduation rates reflect a 4-year graduation, which was determined to be the expectation of Airmen, Guardians, and their families due to frequency of relocation
- The licensure assessment uses a checklist of licensure rules that states should have, and that they should avoid. For example, having a compact or temporary licensing rule and NOT having supervisory requirements are checklist items that lead to green. The Department of the Air Force reviewed state policies and programs intended to eliminate barriers to license portability for military spouses that were in effect as of 31 May 2021

For additional information on Education and Licensure assessment criteria, methodology and data sources, please see the Support of Military Families Background Information provided at www.af.mil under the Support to Families banner. All questions and feedback should be directed to SAF.MRR.Workflow@us.af.mil.

Warfield Air National Guard Base, Maryland

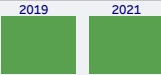
School Districts Map



Support of Military Families – 2021

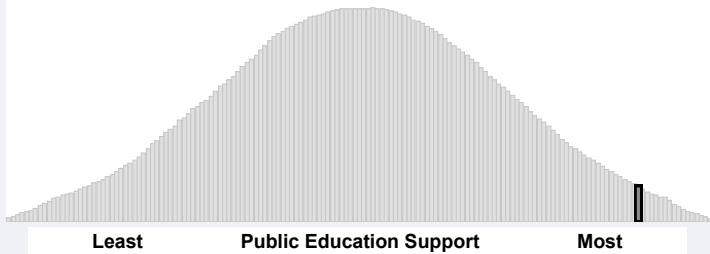
Bangor Air National Guard Base, Maine

Public Education *

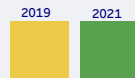


Key: ■ ≤ 33.3% < ■ < 66.7% ≤ ■ (Percentile)

Comparison of all 157 Air Force Installations



Academic Performance Criteria



Graduation Rate



Student Learning Rate



School Climate Criteria



Chronic Absenteeism Rate



Suspension Rate



Service Offering Criteria



Pre-Kindergarten Availability



Student to Counselor Ratio



Student to Mental Health Support Ratio



Student to Nurse Ratio




Student to Teacher Ratio



Data Source	Most Recent Survey Time Period Utilized	Date Last Updated
Department of Education - Civil Rights Data Collection District and School Data	SY 2017-2018	October 2020
Department of Education - EDFacts Graduation Rates (District Level and School Level)	SY 2018-2019	November 2020
Department of Education - National Center for Education Statistics Common Core of Data Public Elementary / Secondary School Universe Survey Data	SY 2019-2020	March 2021
Department of Education - National Center for Education Statistics Common Core of Data (School Search)	SY 2018-19 School Details and Enrollment Characteristics SY 2019-20 School Directory Information	April 2020 July 2020
Center for Education Policy Analysis: Stanford Education Data Archive (SEDA)	SY 2008-2009 through SY2017-2018	February 2021

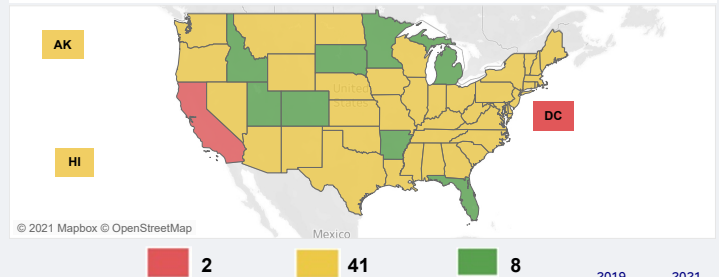
* Public Education is compiled using 60% Academic Performance, 20% School Climate, and 20% Service Offering.

Licensure Portability

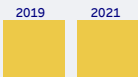


Key: ■ ≤ 1.50 < ■ < 4.00 ≤ ■ (Measure)

Licensure Portability in 50 States and DC



Accounting



Cosmetology



EMS



Engineering



Law



Nursing



Physical Therapy



Psychology



Teaching



Other Professions



Data Source	Most Recent Survey Time Period Utilized	Date Last Updated
State Laws, State Executive Orders, State Bar and Supreme Court Rules (Licensure)	Through May 2021	May 31, 2021

Areas Requiring Additional Support

Public Education

Graduation Rates



Public Education

PreK



Public Education

Mental Health Support



Licensure Language

Professions

No MS rule, Supervisory requirement for temporary or conditional psychologist licenses

Law, Psychology



Support of Military Families – 2021

Bangor Air National Guard Base, Maine

Education and Licensure Assessment Narrative

Public Education:

(This assessment is a comparative analysis using colors to graphically display results for all criteria and categories. The colors are assigned using percentiles, divided into thirds, to provide information about a location's relative position compared to all other Department of the Air Force installations assessed)

- Bangor ANGB received an overall green rating for public education as it fell within the top 33 percent of all Air Force installations assessed with strong overall school climate and service offering as the driving factors
- The areas with the lowest relative ranking which require additional state/community support include graduation rate, pre-kindergarten availability, and student to mental health support ratio
- Change from 2019:** Bangor's overall education rating did not shift from 2019, however, student learning rate improved from yellow to green

Licensure Portability:

- The State of Maine received an overall yellow rating for licensure portability indicating the state statutes (primarily 10 M.R.S.A. § 8011) contain barriers to licensure and certification portability for military spouses. This assessment is driven by the requirement for a "comparable" license to receive endorsement and/or a temporary license. Additionally, instead of requiring action by the appropriate board, Maine gives State agencies the discretion to endorse licensure acquisition and distribute temporary licenses, providing licensing boards' greater discretion in refusing temporary licensing
- No barriers remain for Engineering due to availability of a temporary license for that occupation; and EMS and Nursing due to participation in the National EMT Registry and NLC Compact respectively
- If you have additional information or recently made changes to your State's licensure statutes, you can send the updated information to SAF.MRR.Workflow@us.af.mil for consideration and potential changes to the assessment.
- Change from 2019:** No change from the 2019 assessment and no changes to the State's statute

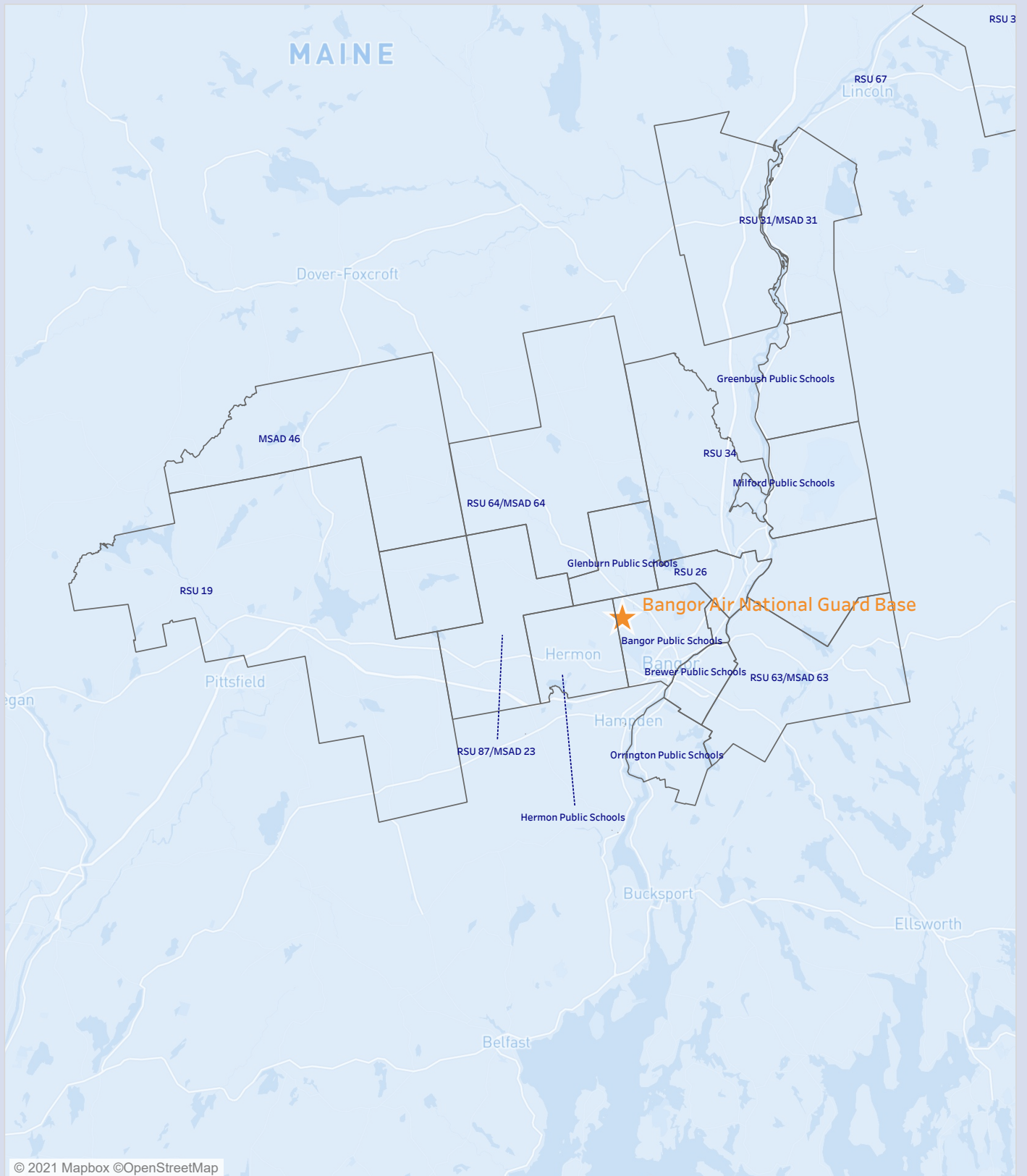
Additional notes:

- The education assessment cross references zip codes within the Military Housing Area (MHA) with zip codes of schools in the surrounding districts. Those school districts with zip codes that fall within the MHA of an installation are included in the analysis. In some locations, school district composition may have changed slightly due to the use of updated District IDs obtained from the Department of Education
- Graduation rates reflect a 4-year graduation, which was determined to be the expectation of Airmen, Guardians, and their families due to frequency of relocation
- The licensure assessment uses a checklist of licensure rules that states should have, and that they should avoid. For example, having a compact or temporary licensing rule and NOT having supervisory requirements are checklist items that lead to green. The Department of the Air Force reviewed state policies and programs intended to eliminate barriers to license portability for military spouses that were in effect as of 31 May 2021

For additional information on Education and Licensure assessment criteria, methodology and data sources, please see the Support of Military Families Background Information provided at www.af.mil under the Support to Families banner. All questions and feedback should be directed to SAF.MRR.Workflow@us.af.mil.

Bangor Air National Guard Base, Maine

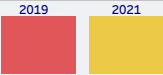
School Districts Map



Support of Military Families – 2021

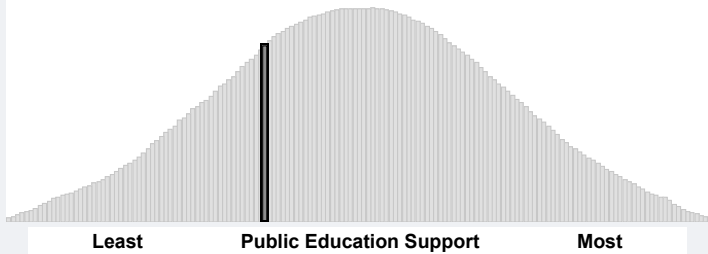
Alpena Combat Readiness Training Center, Michigan

Public Education *

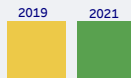


Key: ■ ≤ 33.3% < ■ < 66.7% ≤ ■ (Percentile)

Comparison of all 157 Air Force Installations



Academic Performance Criteria



Graduation Rate



Student Learning Rate



School Climate Criteria



Chronic Absenteeism Rate



Suspension Rate



Service Offering Criteria



Pre-Kindergarten Availability



Student to Counselor Ratio



Student to Mental Health Support Ratio



Student to Nurse Ratio




Student to Teacher Ratio



Data Source	Most Recent Survey Time Period Utilized	Date Last Updated
Department of Education - Civil Rights Data Collection District and School Data	SY 2017-2018	October 2020
Department of Education - EDfacts Graduation Rates (District Level and School Level)	SY 2018-2019	November 2020
Department of Education - National Center for Education Statistics Common Core of Data Public Elementary / Secondary School Universe Survey Data	SY 2019-2020	March 2021
Department of Education - National Center for Education Statistics Common Core of Data (School Search)	SY 2018-19 School Details and Enrollment Characteristics	April 2020
	SY 2019-20 School Directory Information	July 2020
Center for Education Policy Analysis: Stanford Education Data Archive (SEDA)	SY 2008-2009 through SY2017-2018	February 2021

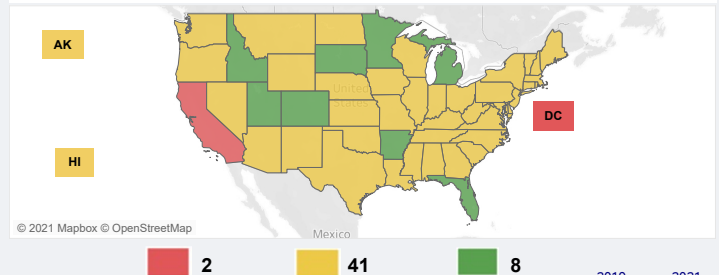
* Public Education is compiled using 60% Academic Performance, 20% School Climate, and 20% Service Offering.

Licensure Portability

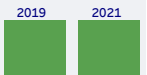


Key: ■ ≤ 1.50 < ■ < 4.00 ≤ ■ (Measure)

Licensure Portability in 50 States and DC



Accounting



Cosmetology



EMS



Engineering



Law



Nursing



Physical Therapy



Psychology



Teaching



Other Professions



Data Source	Most Recent Survey Time Period Utilized	Date Last Updated
State Laws, State Executive Orders, State Bar and Supreme Court Rules (Licensure)	Through May 2021	May 31, 2021

Areas Requiring Additional Support

Public Education

Student to Nurse



Public Education

Student to Counselor



Public Education

Student to Teacher



Support of Military Families – 2021

Alpena Combat Readiness Training Center, Michigan

Education and Licensure Assessment Narrative

Public Education:

(This assessment is a comparative analysis using colors to graphically display results for all criteria and categories. The colors are assigned using percentiles, divided into thirds, to provide information about a location's relative position compared to all other Department of the Air Force installations assessed)

- Alpena Combat Readiness Training Center received an overall yellow rating for public education as it fell within the middle 33 percent of all Air Force installations assessed
- The areas with the lowest relative ranking which require additional state/community support include student to nurse, student to counselor, and student to teacher ratios
- Change from 2019:** Alpena's overall education rating shifted from red to yellow as academic performance shifted from yellow to green due to an improved student learning rate. Additionally, student to mental health support ratio shifted from red to yellow

Licensure Portability:

- The State of Michigan received an overall green rating for licensure portability indicating the State statutes (primarily M.C.L.A. 339.213) are effective in removing barriers to licensure and certification portability. Military spouses can easily transfer professional licenses and certificates from other states and sustain their careers
- If you have additional information or recently made changes to your State's licensure statutes, you can send the updated information to SAF.MRR.Workflow@us.af.mil for consideration and potential changes to the assessment.
- Change from 2019:** No change from the 2019 assessment and no changes to the State's statute

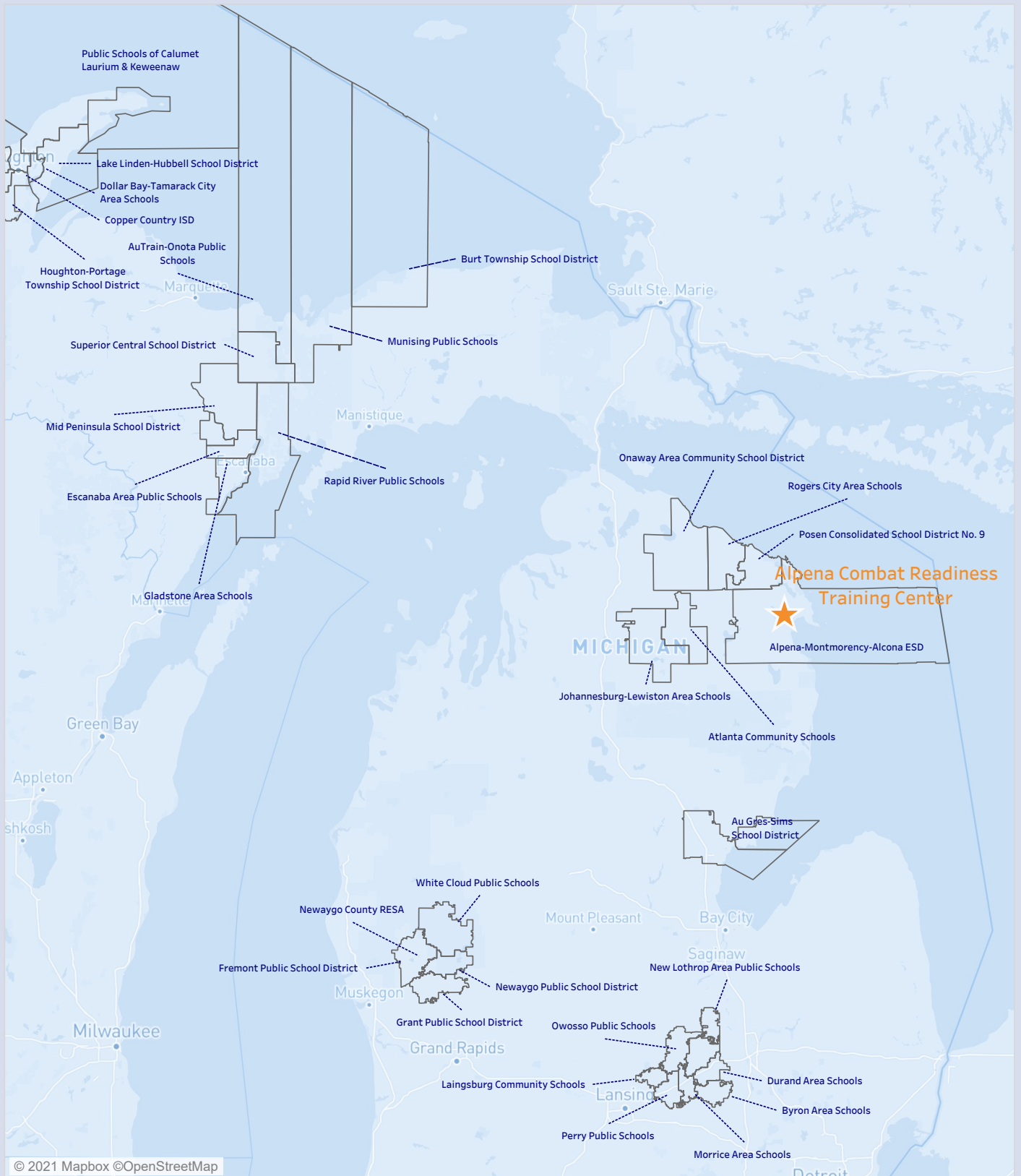
Additional notes:

- The education assessment cross references zip codes within the Military Housing Area (MHA) with zip codes of schools in the surrounding districts. Those school districts with zip codes that fall within the MHA of an installation are included in the analysis. In some locations, school district composition may have changed slightly due to the use of updated District IDs obtained from the Department of Education
- Graduation rates reflect a 4-year graduation, which was determined to be the expectation of Airmen, Guardians, and their families due to frequency of relocation
- The licensure assessment uses a checklist of licensure rules that states should have, and that they should avoid. For example, having a compact or temporary licensing rule and NOT having supervisory requirements are checklist items that lead to green. The Department of the Air Force reviewed state policies and programs intended to eliminate barriers to license portability for military spouses that were in effect as of 31 May 2021

For additional information on Education and Licensure assessment criteria, methodology and data sources, please see the Support of Military Families Background Information provided at www.af.mil under the Support to Families banner. All questions and feedback should be directed to SAF.MRR.Workflow@us.af.mil .

Alpena Combat Readiness Training Center, Michigan

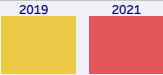
School Districts Map



Support of Military Families – 2021

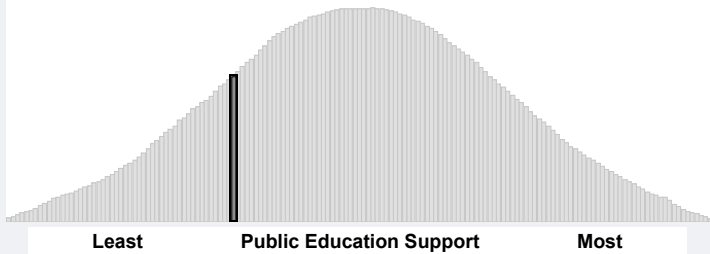
Battle Creek Air National Guard Base, Michigan

Public Education *




Key: ■ ≤ 33.3% < ■ < 66.7% ≤ ■ (Percentile)

Comparison of all 157 Air Force Installations

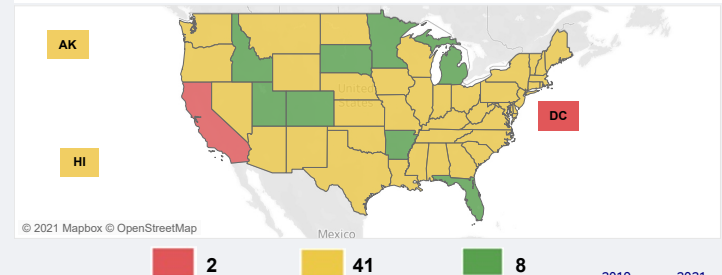


Licensure Portability

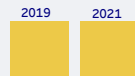


Key: ■ ≤ 1.50 < ■ < 4.00 ≤ ■ (Measure)

Licensure Portability in 50 States and DC



Academic Performance Criteria



Graduation Rate



Student Learning Rate



School Climate Criteria



Chronic Absenteeism Rate



Suspension Rate



Service Offering Criteria



Pre-Kindergarten Availability



Student to Counselor Ratio



Student to Mental Health Support Ratio



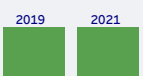
Student to Nurse Ratio



Student to Teacher Ratio



Accounting



Cosmetology



EMS



Engineering



Law



Nursing



Physical Therapy



Psychology



Teaching



Other Professions



Data Source	Most Recent Survey Time Period Utilized	Date Last Updated
State Laws, State Executive Orders, State Bar and Supreme Court Rules (Licensure)	Through May 2021	May 31, 2021

Data Source	Most Recent Survey Time Period Utilized	Date Last Updated
Department of Education - Civil Rights Data Collection District and School Data	SY 2017-2018	October 2020
Department of Education - EDfacts Graduation Rates (District Level and School Level)	SY 2018-2019	November 2020
Department of Education - National Center for Education Statistics Common Core of Data Public Elementary / Secondary School Universe Survey Data	SY 2019-2020	March 2021
Department of Education - National Center for Education Statistics Common Core of Data (School Search)	SY 2018-19 School Details and Enrollment Characteristics SY 2019-20 School Directory Information	April 2020 July 2020
Center for Education Policy Analysis: Stanford Education Data Archive (SEDA)	SY 2008-2009 through SY2017-2018	February 2021

* Public Education is compiled using 60% Academic Performance, 20% School Climate, and 20% Service Offering.

Areas Requiring Additional Support

Public Education

Student to Nurse



Public Education

Graduation Rates



Public Education

Student to Counselor



Support of Military Families – 2021

Battle Creek Air National Guard Base, Michigan

Education and Licensure Assessment Narrative

Public Education:

(This assessment is a comparative analysis using colors to graphically display results for all criteria and categories. The colors are assigned using percentiles, divided into thirds, to provide information about a location's relative position compared to all other Department of the Air Force installations assessed)

- Battle Creek ANGB received an overall red rating for public education as it fell within the bottom 33 percent of all Air Force installations assessed
- The areas with the lowest relative ranking which require additional state/community support include student to nurse ratio, graduation rate, and student to counselor ratios
- **Change from 2019:** Battle Creek's overall education rating shifted from yellow to red as overall school climate shifted from yellow to red due to the same shift in suspension rate. Additionally, pre-kindergarten availability shifted from green to red

Licensure Portability:

- The State of Michigan received an overall green rating for licensure portability indicating the State statutes (primarily M.C.L.A. 339.213) are effective in removing barriers to licensure and certification portability. Military spouses can easily transfer professional licenses and certificates from other states and sustain their careers
- If you have additional information or recently made changes to your State's licensure statutes, you can send the updated information to SAF.MRR.Workflow@us.af.mil for consideration and potential changes to the assessment.
- **Change from 2019:** No change from the 2019 assessment and no changes to the State's statute

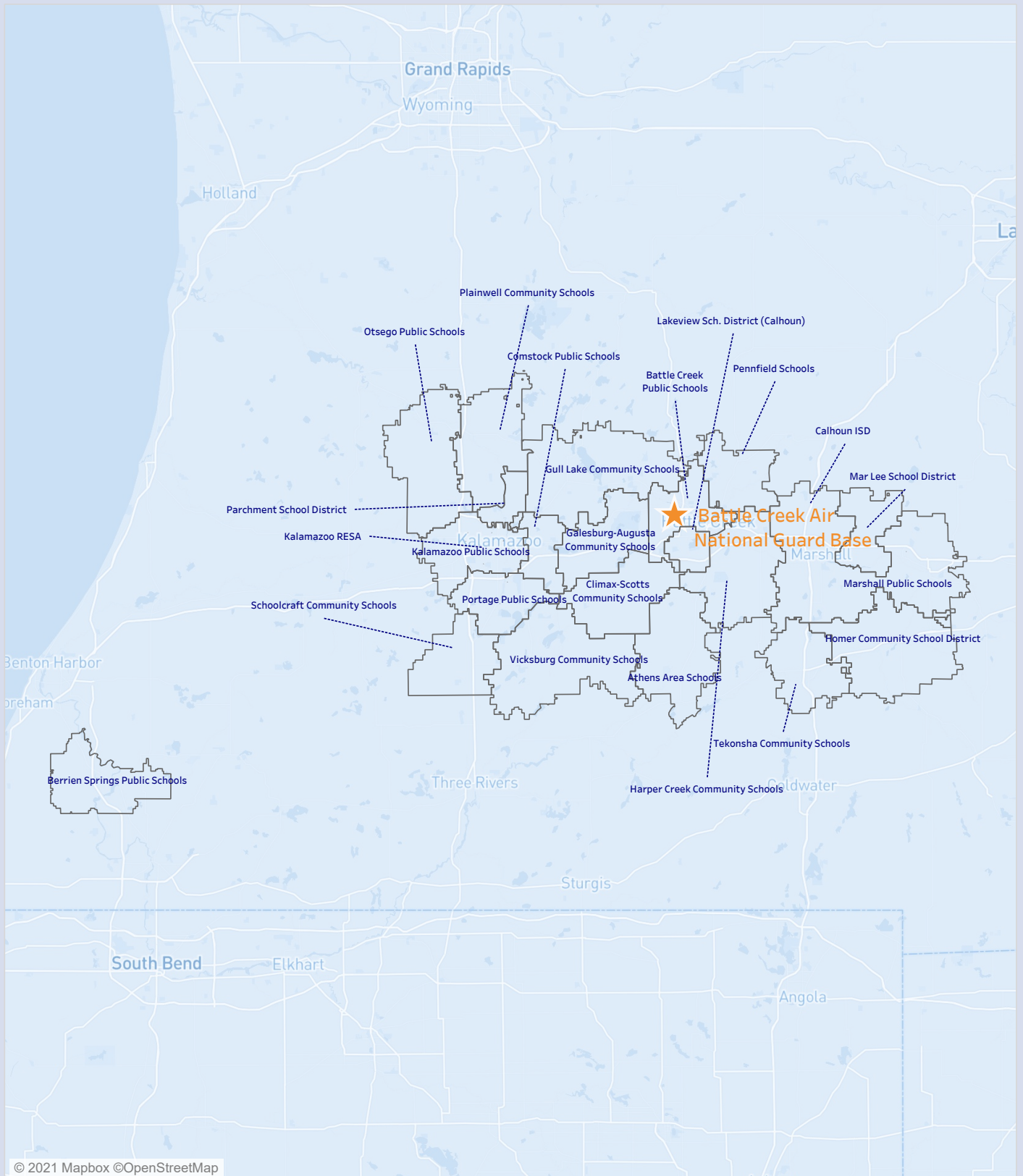
Additional notes:

- The education assessment cross references zip codes within the Military Housing Area (MHA) with zip codes of schools in the surrounding districts. Those school districts with zip codes that fall within the MHA of an installation are included in the analysis. In some locations, school district composition may have changed slightly due to the use of updated District IDs obtained from the Department of Education
- Graduation rates reflect a 4-year graduation, which was determined to be the expectation of Airmen, Guardians, and their families due to frequency of relocation
- The licensure assessment uses a checklist of licensure rules that states should have, and that they should avoid. For example, having a compact or temporary licensing rule and NOT having supervisory requirements are checklist items that lead to green. The Department of the Air Force reviewed state policies and programs intended to eliminate barriers to license portability for military spouses that were in effect as of 31 May 2021

For additional information on Education and Licensure assessment criteria, methodology and data sources, please see the Support of Military Families Background Information provided at www.af.mil under the Support to Families banner. All questions and feedback should be directed to SAF.MRR.Workflow@us.af.mil.

Battle Creek Air National Guard Base, Michigan


School Districts Map



Support of Military Families – 2021

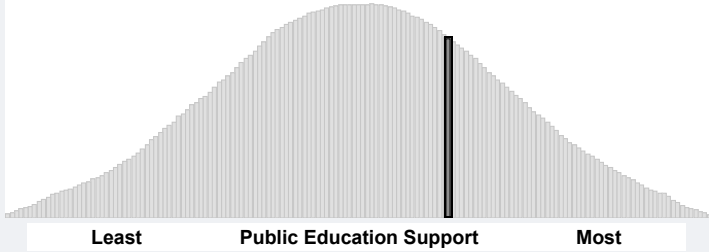
Selfridge Air National Guard Base, Michigan

Public Education *



Key: ■ ≤ 33.3% < ■ < 66.7% ≤ ■ (Percentile)

Comparison of all 157 Air Force Installations



Academic Performance Criteria

Graduation Rate

Student Learning Rate

School Climate Criteria

Chronic Absenteeism Rate

Suspension Rate

Service Offering Criteria

Pre-Kindergarten Availability

Student to Counselor Ratio

Student to Mental Health Support Ratio


Student to Nurse Ratio

Student to Teacher Ratio

Data Source	Most Recent Survey Time Period Utilized	Date Last Updated
Department of Education - Civil Rights Data Collection District and School Data	SY 2017-2018	October 2020
Department of Education - ED Facts Graduation Rates (District Level and School Level)	SY 2018-2019	November 2020
Department of Education - National Center for Education Statistics Common Core of Data Public Elementary / Secondary School Universe Survey Data	SY 2019-2020	March 2021
Department of Education - National Center for Education Statistics Common Core of Data (School Search)	SY 2018-19 School Details and Enrollment Characteristics	April 2020
	SY 2019-20 School Directory Information	July 2020
Center for Education Policy Analysis: Stanford Education Data Archive (SEDA)	SY 2008-2009 through SY2017-2018	February 2021

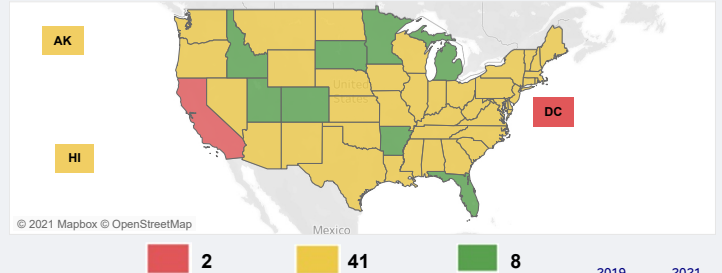
* Public Education is compiled using 60% Academic Performance, 20% School Climate, and 20% Service Offering.

Licensure Portability



Key: ■ ≤ 1.50 < ■ < 4.00 ≤ ■ (Measure)

Licensure Portability in 50 States and DC



Accounting

Cosmetology

EMS

Engineering

Law

Nursing

Physical Therapy

Psychology

Teaching

Other Professions

Data Source	Most Recent Survey Time Period Utilized	Date Last Updated
State Laws, State Executive Orders, State Bar and Supreme Court Rules (Licensure)	Through May 2021	May 31, 2021

Areas Requiring Additional Support

Public Education

Student to Nurse

Public Education

Student to Counselor

Public Education

Student to Teacher

Support of Military Families – 2021

Selfridge Air National Guard Base, Michigan

Education and Licensure Assessment Narrative

Public Education:

(This assessment is a comparative analysis using colors to graphically display results for all criteria and categories. The colors are assigned using percentiles, divided into thirds, to provide information about a location's relative position compared to all other Department of the Air Force installations assessed)

- Selfridge ANGB received an overall yellow rating for public education as it fell within the middle 33 percent of all Air Force installations assessed
- The areas with the lowest relative ranking which require additional state/community support include student to nurse, student to counselor, and student to teacher ratios
- Change from 2019:** Selfridge's overall education rating did not shift from 2019, however, overall academic performance shifted from yellow to green due to an improved student learning rate. Additionally, overall service offering shifted from yellow to red

Licensure Portability:

- The State of Michigan received an overall green rating for licensure portability indicating the State statutes (primarily M.C.L.A. 339.213) are effective in removing barriers to licensure and certification portability. Military spouses can easily transfer professional licenses and certificates from other states and sustain their careers
- If you have additional information or recently made changes to your State's licensure statutes, you can send the updated information to SAF.MRR.Workflow@us.af.mil for consideration and potential changes to the assessment.
- Change from 2019:** No change from the 2019 assessment and no changes to the State's statute

Additional notes:

- The education assessment cross references zip codes within the Military Housing Area (MHA) with zip codes of schools in the surrounding districts. Those school districts with zip codes that fall within the MHA of an installation are included in the analysis. In some locations, school district composition may have changed slightly due to the use of updated District IDs obtained from the Department of Education
- Graduation rates reflect a 4-year graduation, which was determined to be the expectation of Airmen, Guardians, and their families due to frequency of relocation
- The licensure assessment uses a checklist of licensure rules that states should have, and that they should avoid. For example, having a compact or temporary licensing rule and NOT having supervisory requirements are checklist items that lead to green. The Department of the Air Force reviewed state policies and programs intended to eliminate barriers to license portability for military spouses that were in effect as of 31 May 2021

For additional information on Education and Licensure assessment criteria, methodology and data sources, please see the Support of Military Families Background Information provided at www.af.mil under the Support to Families banner. All questions and feedback should be directed to SAF.MRR.Workflow@us.af.mil.

Selfridge Air National Guard Base, Michigan


School Districts Map



Support of Military Families – 2021

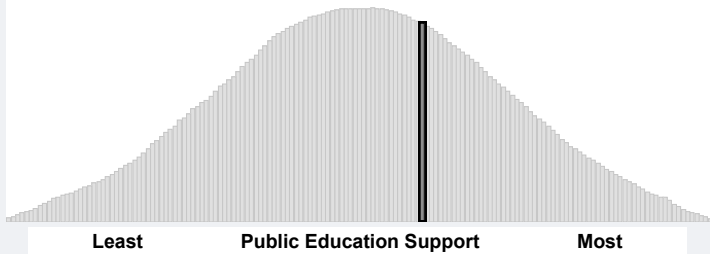
Duluth Air National Guard Base, Minnesota

Public Education *




Key: ■ ≤ 33.3% < ■ < 66.7% ≤ ■ (Percentile)

Comparison of all 157 Air Force Installations

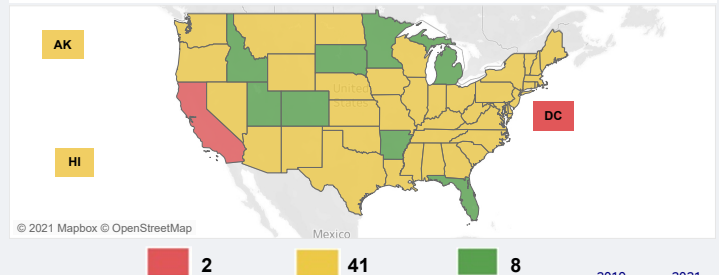


Licensure Portability

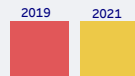


Key: ■ ≤ 1.50 < ■ < 4.00 ≤ ■ (Measure)

Licensure Portability in 50 States and DC



Academic Performance Criteria



Graduation Rate



Student Learning Rate



School Climate Criteria



Chronic Absenteeism Rate



Suspension Rate



Service Offering Criteria



Pre-Kindergarten Availability



Student to Counselor Ratio



Student to Mental Health Support Ratio



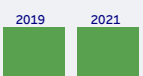
Student to Nurse Ratio



Student to Teacher Ratio



Accounting



Cosmetology



EMS



Engineering



Law



Nursing



Physical Therapy



Psychology



Teaching



Other Professions



Data Source	Most Recent Survey Time Period Utilized	Date Last Updated
State Laws, State Executive Orders, State Bar and Supreme Court Rules (Licensure)	Through May 2021	May 31, 2021

Data Source	Most Recent Survey Time Period Utilized	Date Last Updated
Department of Education - Civil Rights Data Collection District and School Data	SY 2017-2018	October 2020
Department of Education - EDFacts Graduation Rates (District Level and School Level)	SY 2018-2019	November 2020
Department of Education - National Center for Education Statistics Common Core of Data Public Elementary / Secondary School Universe Survey Data	SY 2019-2020	March 2021
Department of Education - National Center for Education Statistics Common Core of Data (School Search)	SY 2018-19 School Details and Enrollment Characteristics	April 2020
	SY 2019-20 School Directory Information	July 2020
Center for Education Policy Analysis: Stanford Education Data Archive (SEDA)	SY 2008-2009 through SY2017-2018	February 2021

* Public Education is compiled using 60% Academic Performance, 20% School Climate, and 20% Service Offering.

Areas Requiring Additional Support

Public Education

Student to Counselor



Public Education

Growth Measure



Public Education

Chronic Absenteeism



Licensure Language

Professions

No MS rule

Law



Support of Military Families – 2021

Duluth Air National Guard Base, Minnesota

Education and Licensure Assessment Narrative

Public Education:

(This assessment is a comparative analysis using colors to graphically display results for all criteria and categories. The colors are assigned using percentiles, divided into thirds, to provide information about a location's relative position compared to all other Department of the Air Force installations assessed)

- Duluth ANGB received an overall yellow rating for public education as it fell within the middle 33 percent of all Air Force installations assessed
- The areas with the lowest relative ranking which require additional state/community support include student to counselor ratio, student learning rate, and chronic absenteeism rate
- Change from 2019:** Duluth's overall education rating did not shift from 2019, however, overall academic performance shifted from red to yellow due to an improved student learning rate. Additionally, student to mental health support ratio shifted from yellow to green but student to counselor ratio shifted from yellow to red

Licensure Portability:

- The State of Minnesota received an overall green assessment for licensure portability indicating the State statutes (primarily M.S.A. § 197.4552) are effective in removing barriers to licensure and certification portability. Military spouses can easily transfer professional licenses and certificates from other states and sustain their careers
- Significant barriers remain for Law given the state does not have military spouse specific legislation in place
- If you have additional information or recently made changes to your State's licensure statutes, you can send the updated information to SAF.MRR.Workflow@us.af.mil for consideration and potential changes to the assessment.
- Change from 2019:** No change from the 2019 assessment and no changes to the State's statute

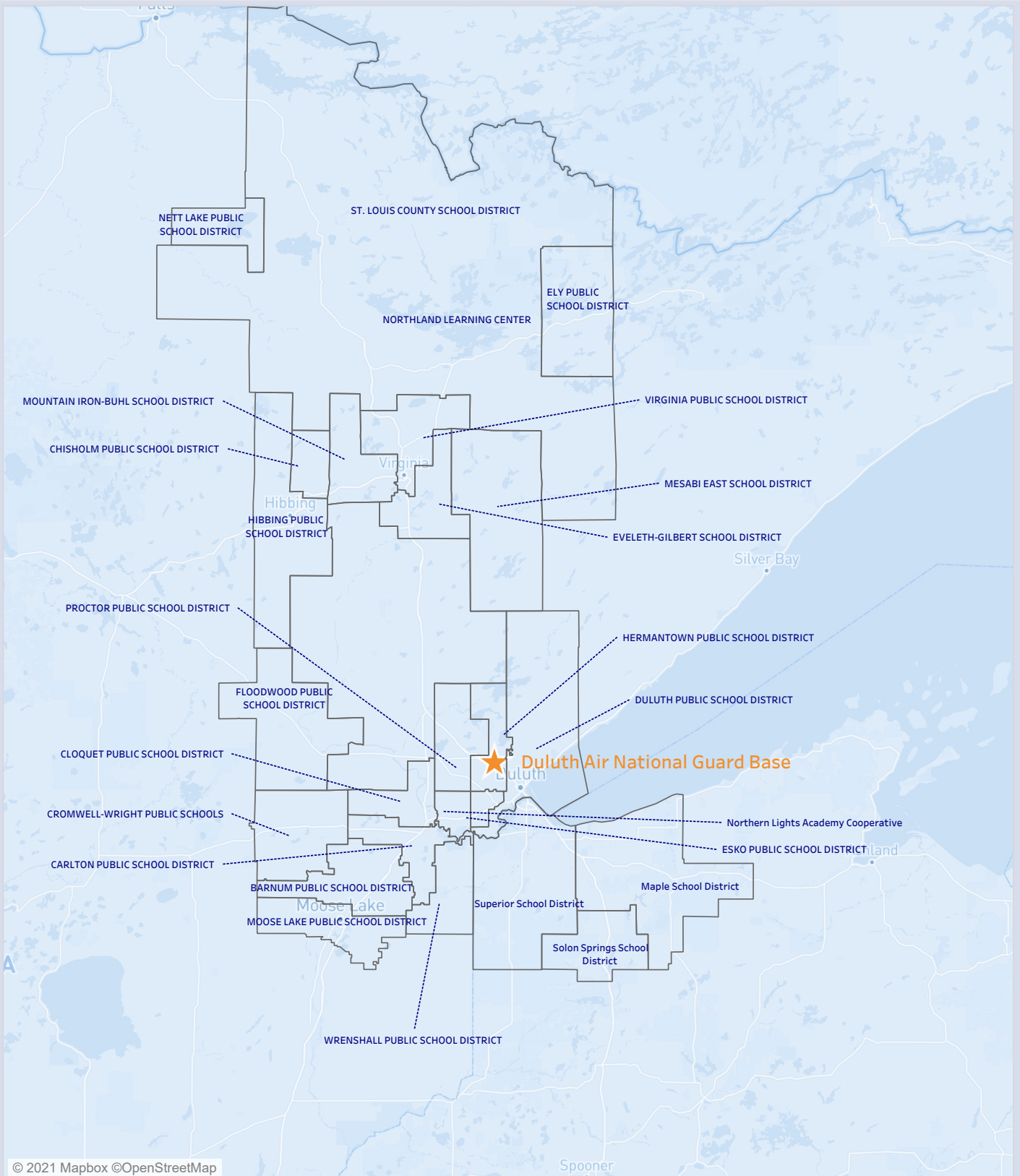
Additional notes:

- The education assessment cross references zip codes within the Military Housing Area (MHA) with zip codes of schools in the surrounding districts. Those school districts with zip codes that fall within the MHA of an installation are included in the analysis. In some locations, school district composition may have changed slightly due to the use of updated District IDs obtained from the Department of Education
- Graduation rates reflect a 4-year graduation, which was determined to be the expectation of Airmen, Guardians, and their families due to frequency of relocation
- The licensure assessment uses a checklist of licensure rules that states should have, and that they should avoid. For example, having a compact or temporary licensing rule and NOT having supervisory requirements are checklist items that lead to green. The Department of the Air Force reviewed state policies and programs intended to eliminate barriers to license portability for military spouses that were in effect as of 31 May 2021

For additional information on Education and Licensure assessment criteria, methodology and data sources, please see the Support of Military Families Background Information provided at www.af.mil under the Support to Families banner. All questions and feedback should be directed to SAF.MRR.Workflow@us.af.mil .

Duluth Air National Guard Base, Minnesota


School Districts Map



Support of Military Families – 2021

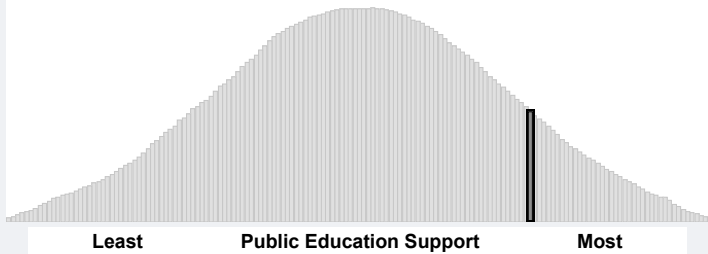
Minneapolis-St. Paul Joint Air Reserve Station, Minnesota

Public Education *



Key: ■ ≤ 33.3% < ■ < 66.7% ≤ ■ (Percentile)

Comparison of all 157 Air Force Installations



Academic Performance Criteria

Graduation Rate

Student Learning Rate

School Climate Criteria

Chronic Absenteeism Rate

Suspension Rate

Service Offering Criteria

Pre-Kindergarten Availability

Student to Counselor Ratio

Student to Mental Health Support Ratio


Student to Nurse Ratio

Student to Teacher Ratio

Data Source	Most Recent Survey Time Period Utilized	Date Last Updated
Department of Education - Civil Rights Data Collection District and School Data	SY 2017-2018	October 2020
Department of Education - EDfacts Graduation Rates (District Level and School Level)	SY 2018-2019	November 2020
Department of Education - National Center for Education Statistics Common Core of Data Public Elementary / Secondary School Universe Survey Data	SY 2019-2020	March 2021
Department of Education - National Center for Education Statistics Common Core of Data (School Search)	SY 2018-19 School Details and Enrollment Characteristics	April 2020
	SY 2019-20 School Directory Information	July 2020
Center for Education Policy Analysis: Stanford Education Data Archive (SEDA)	SY 2008-2009 through SY2017-2018	February 2021

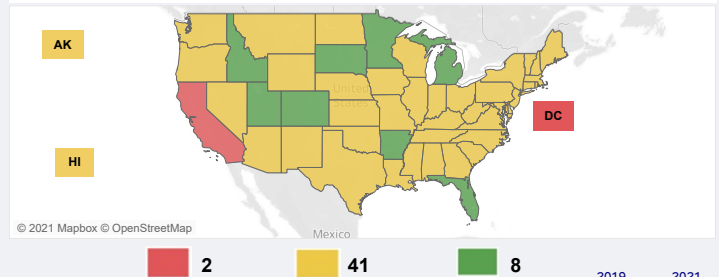
* Public Education is compiled using 60% Academic Performance, 20% School Climate, and 20% Service Offering.

Licensure Portability



Key: ■ ≤ 1.50 < ■ < 4.00 ≤ ■ (Measure)

Licensure Portability in 50 States and DC



Accounting

Cosmetology

EMS

Engineering

Law

Nursing

Physical Therapy

Psychology

Teaching

Other Professions

Data Source	Most Recent Survey Time Period Utilized	Date Last Updated
State Laws, State Executive Orders, State Bar and Supreme Court Rules (Licensure)	Through May 2021	May 31, 2021

Areas Requiring Additional Support

Public Education

Student to Counselor

Public Education

Student Learning Rate

Public Education

Student to Teacher

Licensure Language

Professions

No MS rule

Law

Support of Military Families – 2021

Minneapolis-St. Paul Joint Air Reserve Station, Minnesota

Education and Licensure Assessment Narrative

Public Education:

(This assessment is a comparative analysis using colors to graphically display results for all criteria and categories. The colors are assigned using percentiles, divided into thirds, to provide information about a location's relative position compared to all other Department of the Air Force installations assessed)

- Minneapolis-St. Paul JARS received an overall green rating for public education as it fell within the top 33 percent of all Air Force installations assessed with strong overall school climate as the driving factor
- The areas with the lowest relative ranking which require additional state/community support include student to counselor, student to teacher, and student to nurse ratios
- Change from 2019:** Minneapolis-St. Paul's overall education rating did not shift from 2019, however, pre-kindergarten availability shifted from yellow to green

Licensure Portability:

- The State of Minnesota received an overall green assessment for licensure portability indicating the State statutes (primarily M.S.A. § 197.4552) are effective in removing barriers to licensure and certification portability. Military spouses can easily transfer professional licenses and certificates from other states and sustain their careers
- Significant barriers remain for Law given the state does not have military spouse specific legislation in place
- If you have additional information or recently made changes to your State's licensure statutes, you can send the updated information to SAF.MRR.Workflow@us.af.mil for consideration and potential changes to the assessment.
- Change from 2019:** No change from the 2019 assessment and no changes to the State's statute

Additional notes:

- The education assessment cross references zip codes within the Military Housing Area (MHA) with zip codes of schools in the surrounding districts. Those school districts with zip codes that fall within the MHA of an installation are included in the analysis. In some locations, school district composition may have changed slightly due to the use of updated District IDs obtained from the Department of Education
- Graduation rates reflect a 4-year graduation, which was determined to be the expectation of Airmen, Guardians, and their families due to frequency of relocation
- The licensure assessment uses a checklist of licensure rules that states should have, and that they should avoid. For example, having a compact or temporary licensing rule and NOT having supervisory requirements are checklist items that lead to green. The Department of the Air Force reviewed state policies and programs intended to eliminate barriers to license portability for military spouses that were in effect as of 31 May 2021

For additional information on Education and Licensure assessment criteria, methodology and data sources, please see the Support of Military Families Background Information provided at www.af.mil under the Support to Families banner. All questions and feedback should be directed to SAF.MRR.Workflow@us.af.mil .

Minneapolis-St. Paul Joint Air Reserve Station, Minnesota


School Districts Map



Support of Military Families – 2021

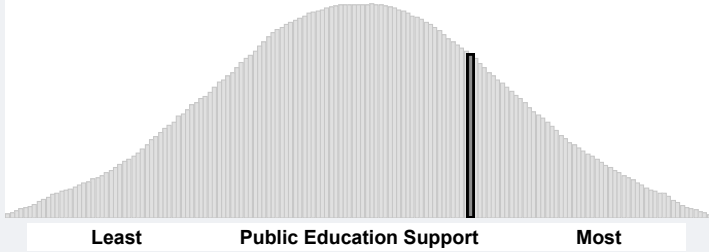
Jefferson Barracks Air National Guard Station, Missouri

Public Education *




Key: ■ ≤ 33.3% < ■ < 66.7% ≤ ■ (Percentile)

Comparison of all 157 Air Force Installations


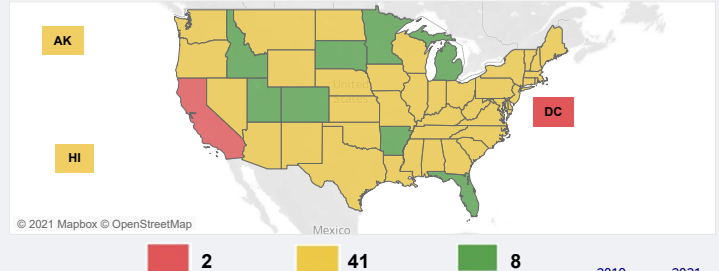


Licensure Portability

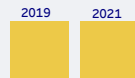


Key: ■ ≤ 1.50 < ■ < 4.00 ≤ ■ (Measure)

Licensure Portability in 50 States and DC



Academic Performance Criteria



Graduation Rate



Student Learning Rate



School Climate Criteria

Chronic Absenteeism Rate



Suspension Rate



Service Offering Criteria



Pre-Kindergarten Availability



Student to Counselor Ratio



Student to Mental Health Support Ratio




Student to Nurse Ratio



Student to Teacher Ratio



Accounting



Cosmetology



EMS



Engineering



Law



Nursing



Physical Therapy



Psychology



Teaching



Other Professions



Data Source	Most Recent Survey Time Period Utilized	Date Last Updated
State Laws, State Executive Orders, State Bar and Supreme Court Rules (Licensure)	Through May 2021	May 31, 2021

Data Source	Most Recent Survey Time Period Utilized	Date Last Updated
Department of Education - Civil Rights Data Collection District and School Data	SY 2017-2018	October 2020
Department of Education - EDFacts Graduation Rates (District Level and School Level)	SY 2018-2019	November 2020
Department of Education - National Center for Education Statistics Common Core of Data Public Elementary / Secondary School Universe Survey Data	SY 2019-2020	March 2021
Department of Education - National Center for Education Statistics Common Core of Data (School Search)	SY 2018-19 School Details and Enrollment Characteristics SY 2019-20 School Directory Information	April 2020 July 2020
Center for Education Policy Analysis: Stanford Education Data Archive (SEDA)	SY 2008-2009 through SY2017-2018	February 2021

* Public Education is compiled using 60% Academic Performance, 20% School Climate, and 20% Service Offering.

Areas Requiring Additional Support

Public Education

Suspension Rate



Public Education

Growth Measure



Public Education

PreK



Licensure Language

Professions

Substantial equivalency Temporary license May have addtl reqs

Cosmetology, Engineering, Teaching



Support of Military Families – 2021

Jefferson Barracks Air National Guard Station, Missouri

Education and Licensure Assessment Narrative

Public Education:

(This assessment is a comparative analysis using colors to graphically display results for all criteria and categories. The colors are assigned using percentiles, divided into thirds, to provide information about a location's relative position compared to all other Department of the Air Force installations assessed)

- Jefferson Barracks ANGS received an overall yellow rating for public education as it fell within the middle 33 percent of all Air Force installations assessed
- The areas with the lowest relative ranking which require additional state/community support include suspension rate, student learning rate, and pre-kindergarten availability
- **Change from 2019:** Jefferson Barracks' overall education rating did not shift from 2019, however, student to mental health support ratio shifted from yellow to green while student to teacher ratio shifted from green to yellow

Licensure Portability:

- The State of Missouri received an overall yellow assessment for licensure portability indicating the State statutes (primarily V.A.M.S. 324.009) contain barriers to licensure and certification portability for military spouses. This assessment is driven by Missouri's requirement that an applicant be licensed or certified by another state for at least one year
- No barriers remain for Law, EMS, Nursing and Physical Therapy due to their favorable military spouse legislation for lawyers (temporary license available for military spouses and no supervisory requirements) and their inclusion in the National Registry of Emergency Medical Technicians, the Nurse Licensure Compact and the Physical Therapy Compact
- If you have additional information or recently made changes to your State's licensure statutes, you can send the updated information to SAF.MRR.Workflow@us.af.mil for consideration and potential changes to the assessment.
- **Change from 2019:** Despite making progress by removing the substantial equivalence requirements, the need to hold a license in good standing for at least one year prevents any change from the previous assessment

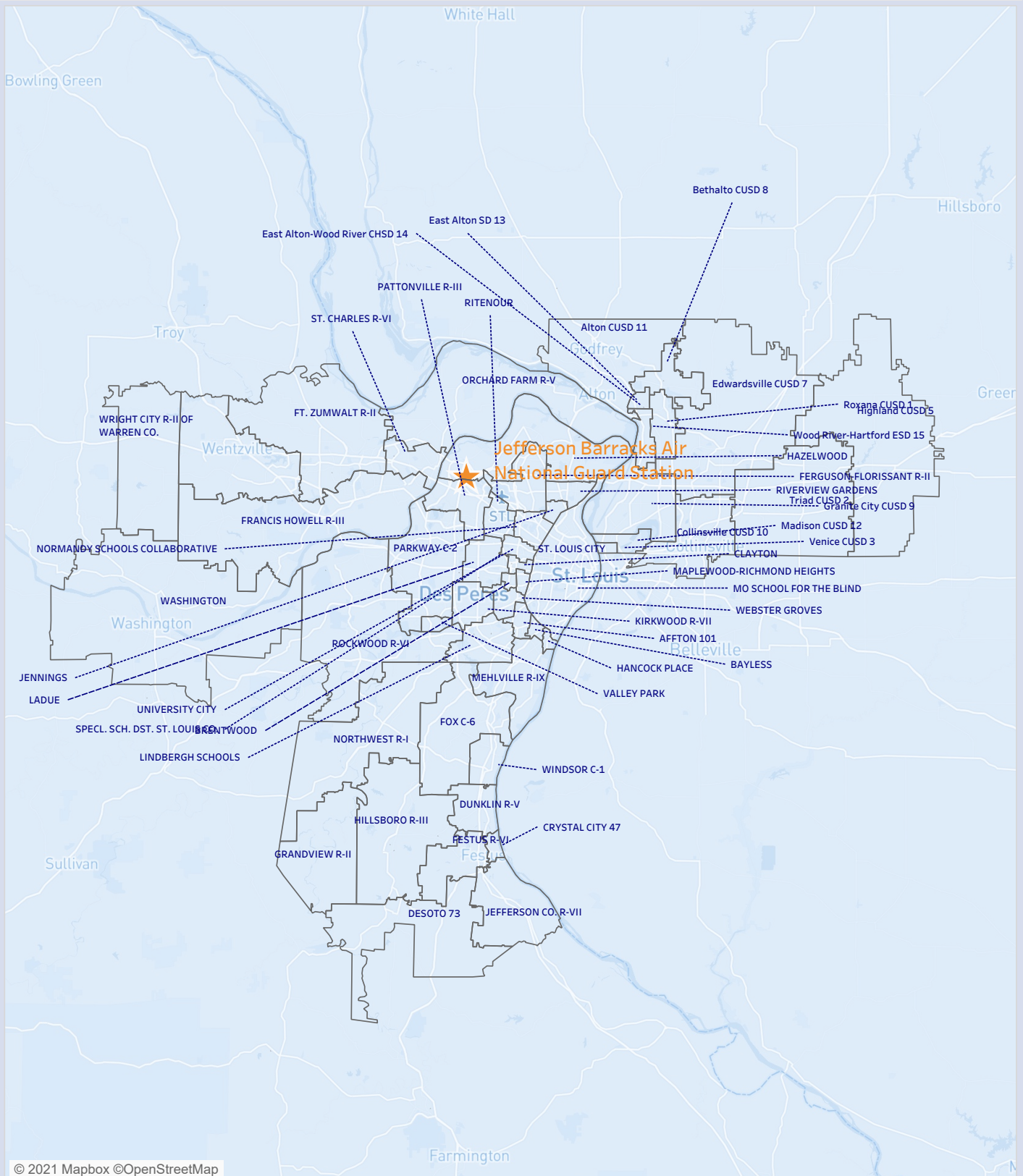
Additional notes:

- The education assessment cross references zip codes within the Military Housing Area (MHA) with zip codes of schools in the surrounding districts. Those school districts with zip codes that fall within the MHA of an installation are included in the analysis. In some locations, school district composition may have changed slightly due to the use of updated District IDs obtained from the Department of Education
- Graduation rates reflect a 4-year graduation, which was determined to be the expectation of Airmen, Guardians, and their families due to frequency of relocation
- The licensure assessment uses a checklist of licensure rules that states should have, and that they should avoid. For example, having a compact or temporary licensing rule and NOT having supervisory requirements are checklist items that lead to green. The Department of the Air Force reviewed state policies and programs intended to eliminate barriers to license portability for military spouses that were in effect as of 31 May 2021

For additional information on Education and Licensure assessment criteria, methodology and data sources, please see the Support of Military Families Background Information provided at www.af.mil under the Support to Families banner. All questions and feedback should be directed to SAF.MRR.Workflow@us.af.mil.

Jefferson Barracks Air National Guard Station, Missouri


School Districts Map



Support of Military Families – 2021

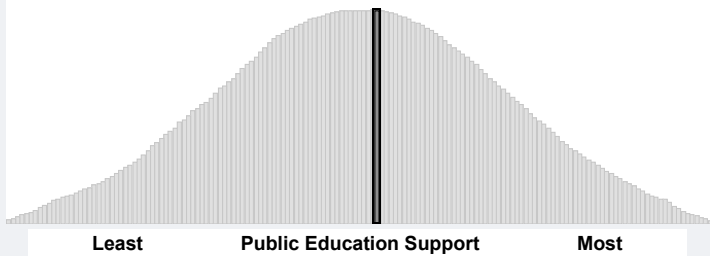
Rosecrans Air National Guard Base, Missouri

Public Education *




Key: ■ ≤ 33.3% < ■ < 66.7% ≤ ■ (Percentile)

Comparison of all 157 Air Force Installations

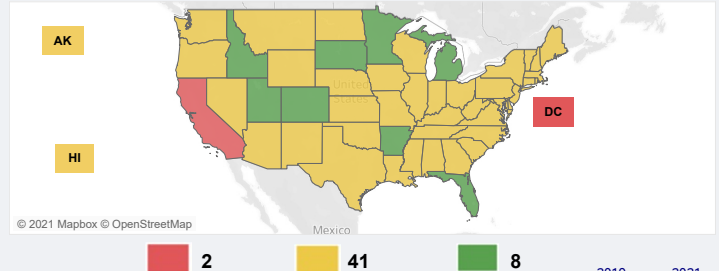


Licensure Portability

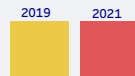


Key: ■ ≤ 1.50 < ■ < 4.00 ≤ ■ (Measure)

Licensure Portability in 50 States and DC



Academic Performance Criteria



Graduation Rate



Student Learning Rate



School Climate Criteria

Chronic Absenteeism Rate



Suspension Rate



Service Offering Criteria

Pre-Kindergarten Availability



Student to Counselor Ratio



Student to Mental Health Support Ratio



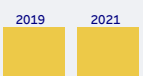
Student to Nurse Ratio



Student to Teacher Ratio



Accounting



Cosmetology



EMS



Engineering



Law



Nursing



Physical Therapy



Psychology



Teaching



Other Professions



Data Source	Most Recent Survey Time Period Utilized	Date Last Updated
State Laws, State Executive Orders, State Bar and Supreme Court Rules (Licensure)	Through May 2021	May 31, 2021

Data Source	Most Recent Survey Time Period Utilized	Date Last Updated
Department of Education - Civil Rights Data Collection District and School Data	SY 2017-2018	October 2020
Department of Education - EDFacts Graduation Rates (District Level and School Level)	SY 2018-2019	November 2020
Department of Education - National Center for Education Statistics Common Core of Data Public Elementary / Secondary School Universe Survey Data	SY 2019-2020	March 2021
Department of Education - National Center for Education Statistics Common Core of Data (School Search)	SY 2018-19 School Details and Enrollment Characteristics SY 2019-20 School Directory Information	April 2020 July 2020
Center for Education Policy Analysis: Stanford Education Data Archive (SEDA)	SY 2008-2009 through SY2017-2018	February 2021

* Public Education is compiled using 60% Academic Performance, 20% School Climate, and 20% Service Offering.

Areas Requiring Additional Support

Public Education

Suspension Rate



Public Education

Growth Measure



Public Education

Graduation Rates



Licensure Language

Professions

Substantial equivalency Temporary license May have addtl reqs

Cosmetology, Engineering, Teaching



Support of Military Families – 2021

Rosecrans Air National Guard Base, Missouri

Education and Licensure Assessment Narrative

Public Education:

(This assessment is a comparative analysis using colors to graphically display results for all criteria and categories. The colors are assigned using percentiles, divided into thirds, to provide information about a location's relative position compared to all other Department of the Air Force installations assessed)

- Rosecrans ANGB received an overall yellow rating for public education as it fell within the middle 33 percent of all Air Force installations assessed
- The areas with the lowest relative ranking which require additional state/community support include suspension rate, student learning rate, and graduation rate
- Change from 2019:** Rosecrans' overall education rating did not shift from 2019, however, overall academic performance shifted from yellow to red as both graduation rate and student learning rate declined. Additionally, overall school climate shifted from red to yellow as did student to mental health ratio; pre-kindergarten availability shifted from red to green

Licensure Portability:

- The State of Missouri received an overall yellow assessment for licensure portability indicating the State statutes (primarily V.A.M.S. 324.009) contain barriers to licensure and certification portability for military spouses. This assessment is driven by Missouri's requirement that an applicant be licensed or certified by another state for at least one year
- No barriers remain for Law, EMS, Nursing and Physical Therapy due to their favorable military spouse legislation for lawyers (temporary license available for military spouses and no supervisory requirements) and their inclusion in the National Registry of Emergency Medical Technicians, the Nurse Licensure Compact and the Physical Therapy Compact
- If you have additional information or recently made changes to your State's licensure statutes, you can send the updated information to SAF.MRR.Workflow@us.af.mil for consideration and potential changes to the assessment.
- Change from 2019:** Despite making progress by removing the substantial equivalence requirements, the need to hold a license in good standing for at least one year prevents any change from the previous assessment

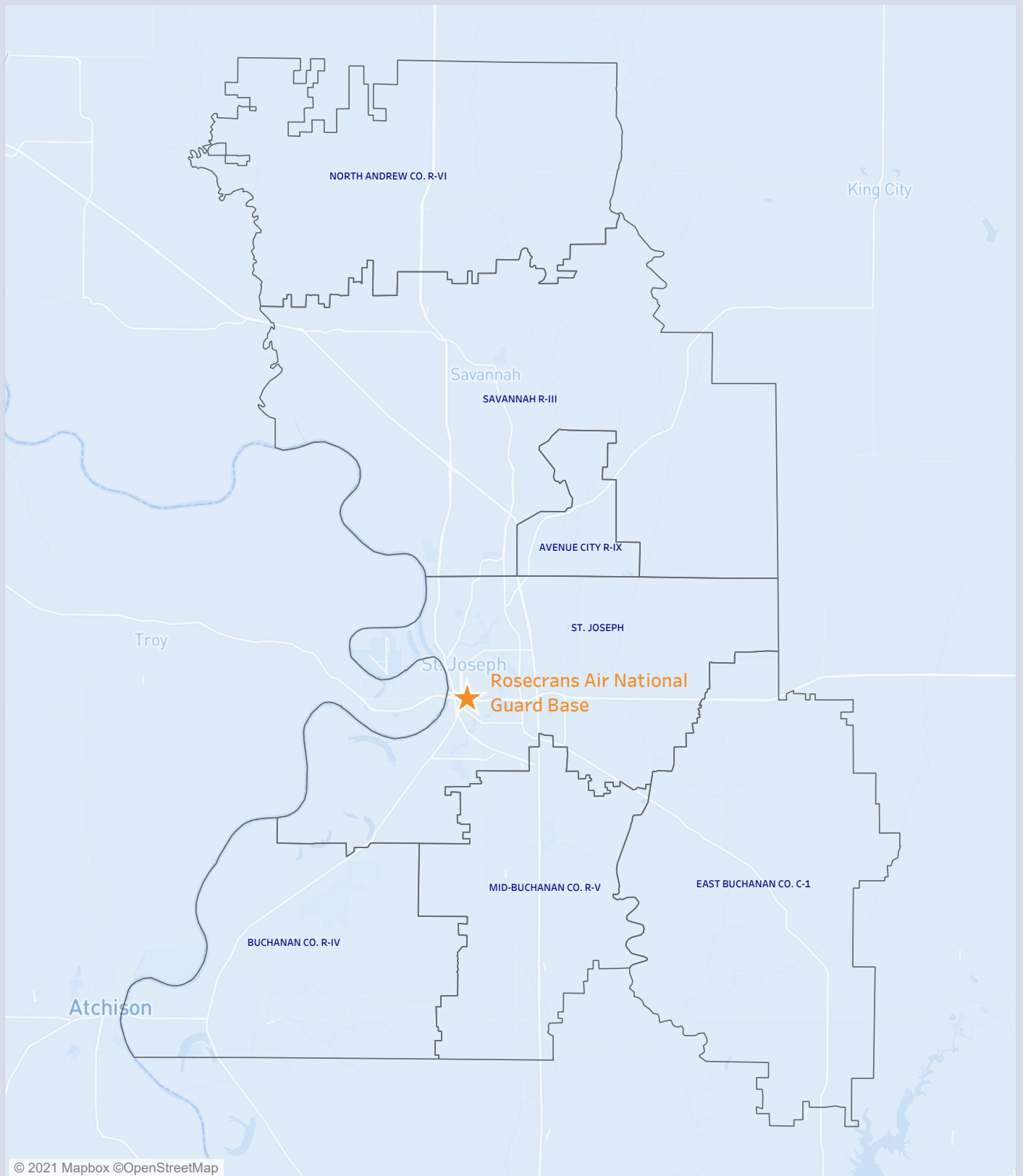
Additional notes:

- The education assessment cross references zip codes within the Military Housing Area (MHA) with zip codes of schools in the surrounding districts. Those school districts with zip codes that fall within the MHA of an installation are included in the analysis. In some locations, school district composition may have changed slightly due to the use of updated District IDs obtained from the Department of Education
- Graduation rates reflect a 4-year graduation, which was determined to be the expectation of Airmen, Guardians, and their families due to frequency of relocation
- The licensure assessment uses a checklist of licensure rules that states should have, and that they should avoid. For example, having a compact or temporary licensing rule and NOT having supervisory requirements are checklist items that lead to green. The Department of the Air Force reviewed state policies and programs intended to eliminate barriers to license portability for military spouses that were in effect as of 31 May 2021

For additional information on Education and Licensure assessment criteria, methodology and data sources, please see the Support of Military Families Background Information provided at www.af.mil under the Support to Families banner. All questions and feedback should be directed to SAF.MRR.Workflow@us.af.mil .

Rosecrans Air National Guard Base, Missouri


School Districts Map



Support of Military Families – 2021

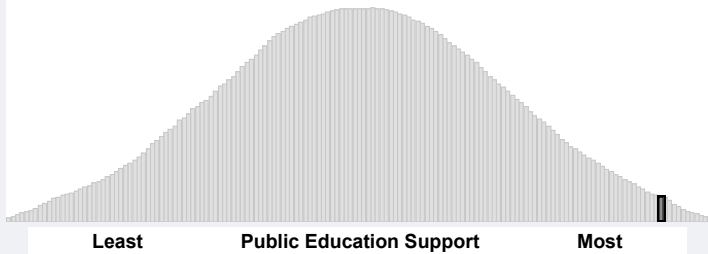
Whiteman Air Force Base, Missouri

Public Education *

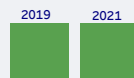


Key: ■ ≤ 33.3% < ■ < 66.7% ≤ ■ (Percentile)

Comparison of all 157 Air Force Installations



Academic Performance Criteria



Graduation Rate



Student Learning Rate



School Climate Criteria



Chronic Absenteeism Rate



Suspension Rate



Service Offering Criteria



Pre-Kindergarten Availability



Student to Counselor Ratio



Student to Mental Health Support Ratio




Student to Nurse Ratio



Student to Teacher Ratio

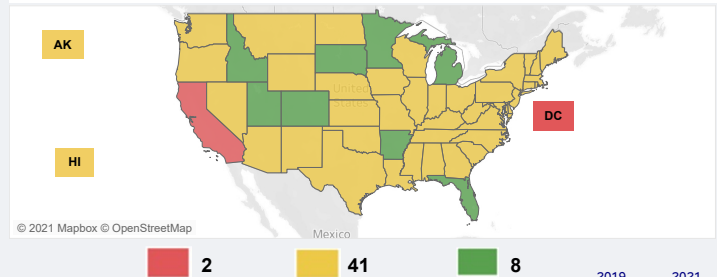


Licensure Portability

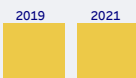


Key: ■ ≤ 1.50 < ■ < 4.00 ≤ ■ (Measure)

Licensure Portability in 50 States and DC



Accounting



Cosmetology



EMS



Engineering



Law



Nursing



Physical Therapy



Psychology



Teaching



Other Professions



Data Source	Most Recent Survey Time Period Utilized	Date Last Updated
State Laws, State Executive Orders, State Bar and Supreme Court Rules (Licensure)	Through May 2021	May 31, 2021

Data Source	Most Recent Survey Time Period Utilized	Date Last Updated
Department of Education - Civil Rights Data Collection District and School Data	SY 2017-2018	October 2020
Department of Education - EDFacts Graduation Rates (District Level and School Level)	SY 2018-2019	November 2020
Department of Education - National Center for Education Statistics Common Core of Data Public Elementary / Secondary School Universe Survey Data	SY 2019-2020	March 2021
Department of Education - National Center for Education Statistics Common Core of Data (School Search)	SY 2018-19 School Details and Enrollment Characteristics SY 2019-20 School Directory Information	April 2020 July 2020
Center for Education Policy Analysis: Stanford Education Data Archive (SEDA)	SY 2008-2009 through SY2017-2018	February 2021

* Public Education is compiled using 60% Academic Performance, 20% School Climate, and 20% Service Offering.

Areas Requiring Additional Support

Public Education

Suspension Rate



Public Education

PreK



Public Education

Mental Health Support



Licensure Language

Professions

Substantial equivalency Temporary license May have addtl reqs

Cosmetology, Engineering, Teaching



Support of Military Families – 2021

Whiteman Air Force Base, Missouri

Education and Licensure Assessment Narrative

Public Education:

(This assessment is a comparative analysis using colors to graphically display results for all criteria and categories. The colors are assigned using percentiles, divided into thirds, to provide information about a location's relative position compared to all other Department of the Air Force installations assessed)

- Whiteman AFB received an overall green rating for public education as it fell within the top 33 percent of all Air Force installations assessed with strong overall academic performance and service offering as the driving factors
- The areas with the lowest relative ranking which require additional state/community support include suspension rate, pre-kindergarten availability, and student to mental health support ratio
- Change from 2019:** Whiteman's overall education rating did not shift from 2019, however, overall school climate shifted from green to yellow as suspension rate shifted from yellow to red

Licensure Portability:

- The State of Missouri received an overall yellow assessment for licensure portability indicating the State statutes (primarily V.A.M.S. 324.009) contain barriers to licensure and certification portability for military spouses. This assessment is driven by Missouri's requirement that an applicant be licensed or certified by another state for at least one year
- No barriers remain for Law, EMS, Nursing and Physical Therapy due to their favorable military spouse legislation for lawyers (temporary license available for military spouses and no supervisory requirements) and their inclusion in the National Registry of Emergency Medical Technicians, the Nurse Licensure Compact and the Physical Therapy Compact
- If you have additional information or recently made changes to your State's licensure statutes, you can send the updated information to SAF.MRR.Workflow@us.af.mil for consideration and potential changes to the assessment.
- Change from 2019:** Despite making progress by removing the substantial equivalence requirements, the need to hold a license in good standing for at least one year prevents any change from the previous assessment

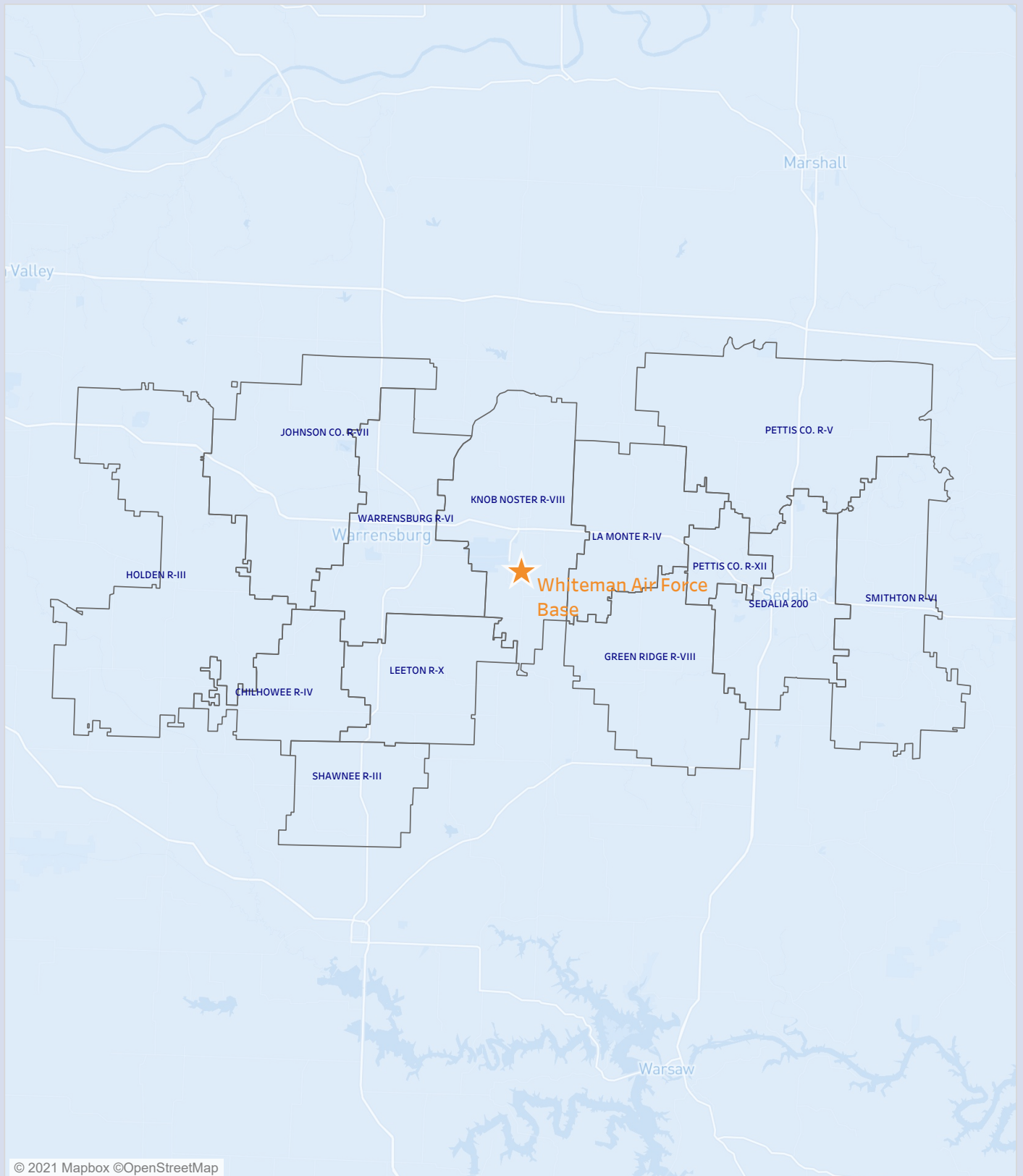
Additional notes:

- The education assessment cross references zip codes within the Military Housing Area (MHA) with zip codes of schools in the surrounding districts. Those school districts with zip codes that fall within the MHA of an installation are included in the analysis. In some locations, school district composition may have changed slightly due to the use of updated District IDs obtained from the Department of Education
- Graduation rates reflect a 4-year graduation, which was determined to be the expectation of Airmen, Guardians, and their families due to frequency of relocation
- The licensure assessment uses a checklist of licensure rules that states should have, and that they should avoid. For example, having a compact or temporary licensing rule and NOT having supervisory requirements are checklist items that lead to green. The Department of the Air Force reviewed state policies and programs intended to eliminate barriers to license portability for military spouses that were in effect as of 31 May 2021

For additional information on Education and Licensure assessment criteria, methodology and data sources, please see the Support of Military Families Background Information provided at www.af.mil under the Support to Families banner. All questions and feedback should be directed to SAF.MRR.Workflow@us.af.mil.

Whiteman Air Force Base, Missouri

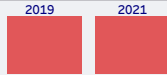
School Districts Map



Support of Military Families – 2021

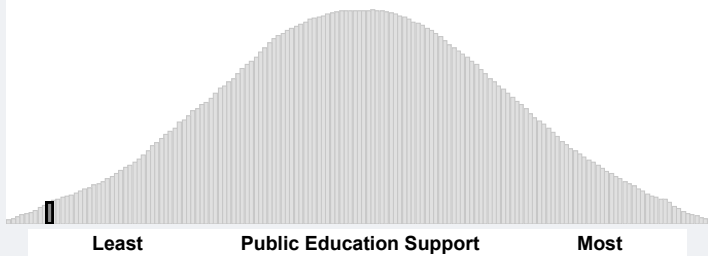
Allen C. Thompson Field Air National Guard Base, Mississippi

Public Education *

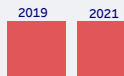


Key: ■ ≤ 33.3% < ■ < 66.7% ≤ ■ (Percentile)

Comparison of all 157 Air Force Installations



Academic Performance Criteria



Graduation Rate



Student Learning Rate



School Climate Criteria



Chronic Absenteeism Rate



Suspension Rate



Service Offering Criteria



Pre-Kindergarten Availability



Student to Counselor Ratio



Student to Mental Health Support Ratio



Student to Nurse Ratio




Student to Teacher Ratio



Data Source	Most Recent Survey Time Period Utilized	Date Last Updated
Department of Education - Civil Rights Data Collection District and School Data	SY 2017-2018	October 2020
Department of Education - EDFacts Graduation Rates (District Level and School Level)	SY 2018-2019	November 2020
Department of Education - National Center for Education Statistics Common Core of Data Public Elementary / Secondary School Universe Survey Data	SY 2019-2020	March 2021
Department of Education - National Center for Education Statistics Common Core of Data (School Search)	SY 2018-19 School Details and Enrollment Characteristics SY 2019-20 School Directory Information	April 2020 July 2020
Center for Education Policy Analysis: Stanford Education Data Archive (SEDA)	SY 2008-2009 through SY2017-2018	February 2021

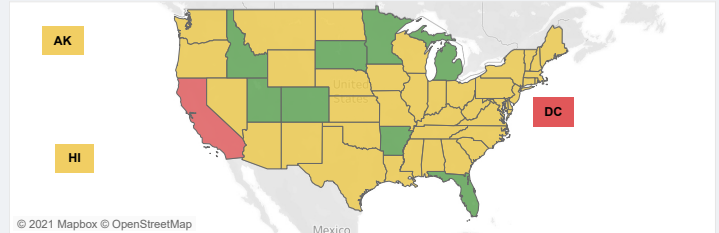
* Public Education is compiled using 60% Academic Performance, 20% School Climate, and 20% Service Offering.

Licensure Portability



Key: ■ ≤ 1.50 < ■ < 4.00 ≤ ■ (Measure)


Licensure Portability in 50 States and DC



© 2021 Mapbox © OpenStreetMap



Accounting



Cosmetology



EMS



Engineering



Law



Nursing



Physical Therapy



Psychology



Teaching



Other Professions



Data Source	Most Recent Survey Time Period Utilized	Date Last Updated
State Laws, State Executive Orders, State Bar and Supreme Court Rules (Licensure)	Through May 2021	May 31, 2021

Areas Requiring Additional Support

Public Education

Mental Health Support



Public Education

Suspension Rate



Public Education

Chronic Absenteeism



Licensure Language

Professions

No MS rule

Law



Support of Military Families – 2021

Allen C. Thompson Field Air National Guard Base, Mississippi

Education and Licensure Assessment Narrative

Public Education:

(This assessment is a comparative analysis using colors to graphically display results for all criteria and categories. The colors are assigned using percentiles, divided into thirds, to provide information about a location's relative position compared to all other Department of the Air Force installations assessed)

- Allen C. Thompson Field ANGB received an overall red rating for public education as it fell within the bottom 33 percent of all Air Force installations assessed
- The areas with the lowest relative ranking which require additional state/community support include student to mental health support ratio, chronic absenteeism rate, and suspension rate
- **Change from 2019:** Allen C. Thompson Field's overall education rating did not shift from 2019

Licensure Portability:

- The State of Mississippi received an overall yellow rating for licensure portability indicating the State statutes (primarily Senate Bill 2117) contain barriers to licensure and certification portability for military spouses. This assessment was awarded due to Mississippi's participation in interstate compacts for Nursing and Physical Therapy occupations and providing current certification as a National Registry EMT for the EMS profession
- Barriers remain for Accounting, Cosmetology, Engineering, Psychology and Teaching due to "substantial equivalency" or "similar scope of practice" requirement that allows acceptance of another state's license if the requirements for obtaining the license are sufficiently similar to their own State's requirements and precludes acceptance if the requirements are not similar. Plus, current statute does not exclude any other occupations from licensure portability burdens. Additionally, barriers remain for Law as there are currently no rules established to accommodate licensing for military spouses in the legal profession
- If you have additional information or recently made changes to your State's licensure statutes, you can send the updated information to SAF.MRR.Workflow@us.af.mil for consideration and potential changes to the assessment.
- **Change from 2019:** Despite making progress by changing the requirement for the length of time an out-of-state license must be held for from two years to one year, the inclusion of a "similar scope of practice" language prevents any change from the previous assessment

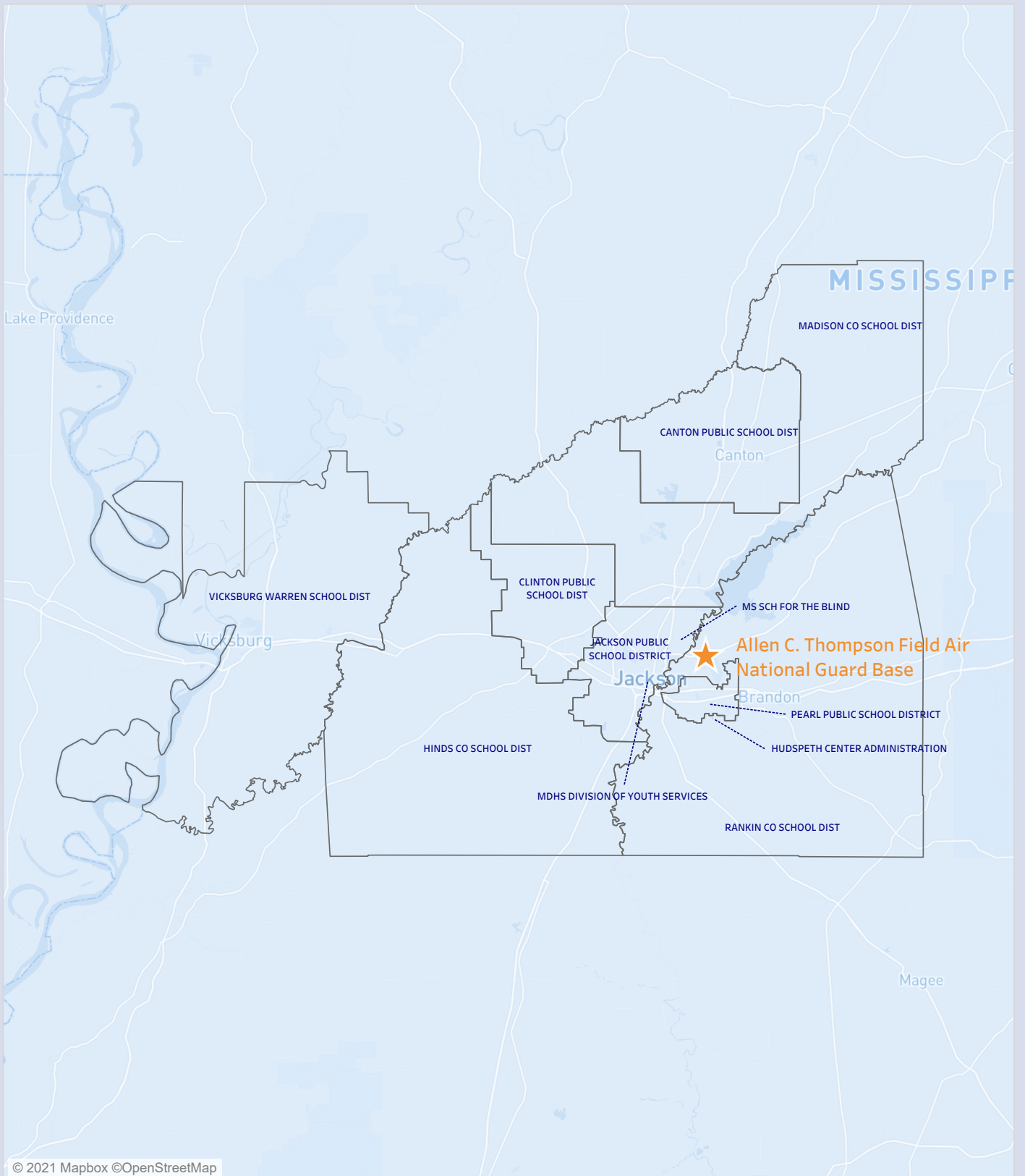
Additional notes:

- The education assessment cross references zip codes within the Military Housing Area (MHA) with zip codes of schools in the surrounding districts. Those school districts with zip codes that fall within the MHA of an installation are included in the analysis. In some locations, school district composition may have changed slightly due to the use of updated District IDs obtained from the Department of Education
- Graduation rates reflect a 4-year graduation, which was determined to be the expectation of Airmen, Guardians, and their families due to frequency of relocation
- The licensure assessment uses a checklist of licensure rules that states should have, and that they should avoid. For example, having a compact or temporary licensing rule and NOT having supervisory requirements are checklist items that lead to green. The Department of the Air Force reviewed state policies and programs intended to eliminate barriers to license portability for military spouses that were in effect as of 31 May 2021

For additional information on Education and Licensure assessment criteria, methodology and data sources, please see the Support of Military Families Background Information provided at www.af.mil under the Support to Families banner. All questions and feedback should be directed to SAF.MRR.Workflow@us.af.mil.

Allen C. Thompson Field Air National Guard Base, Mississippi

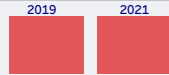
School Districts Map



Support of Military Families – 2021

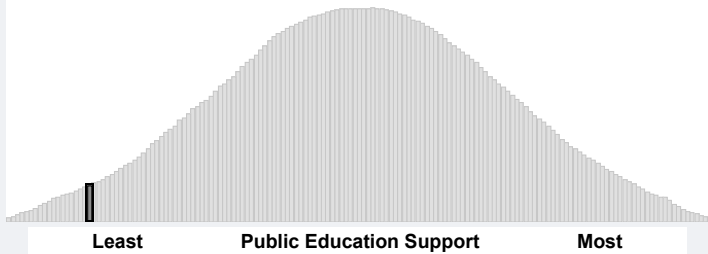
Columbus Air Force Base, Mississippi

Public Education *

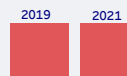


Key: ■ ≤ 33.3% < ■ < 66.7% ≤ ■ (Percentile)

Comparison of all 157 Air Force Installations



Academic Performance Criteria



Graduation Rate



Student Learning Rate



School Climate Criteria



Chronic Absenteeism Rate



Suspension Rate



Service Offering Criteria



Pre-Kindergarten Availability



Student to Counselor Ratio



Student to Mental Health Support Ratio



Student to Nurse Ratio




Student to Teacher Ratio



Data Source	Most Recent Survey Time Period Utilized	Date Last Updated
Department of Education - Civil Rights Data Collection District and School Data	SY 2017-2018	October 2020
Department of Education - EDFacts Graduation Rates (District Level and School Level)	SY 2018-2019	November 2020
Department of Education - National Center for Education Statistics Common Core of Data Public Elementary / Secondary School Universe Survey Data	SY 2019-2020	March 2021
Department of Education - National Center for Education Statistics Common Core of Data (School Search)	SY 2018-19 School Details and Enrollment Characteristics SY 2019-20 School Directory Information	April 2020 July 2020
Center for Education Policy Analysis: Stanford Education Data Archive (SEDA)	SY 2008-2009 through SY2017-2018	February 2021

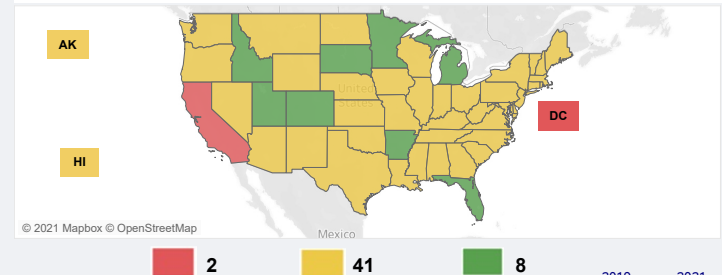
* Public Education is compiled using 60% Academic Performance, 20% School Climate, and 20% Service Offering.

Licensure Portability

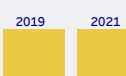


Key: ■ ≤ 1.50 < ■ < 4.00 ≤ ■ (Measure)

Licensure Portability in 50 States and DC



Accounting



Cosmetology



EMS



Engineering



Law



Nursing



Physical Therapy



Psychology



Teaching



Other Professions



Data Source	Most Recent Survey Time Period Utilized	Date Last Updated
State Laws, State Executive Orders, State Bar and Supreme Court Rules (Licensure)	Through May 2021	May 31, 2021

Areas Requiring Additional Support

Public Education

Mental Health Support



Public Education

Suspension Rate



Public Education

Growth Measure



Licensure Language

Professions

No MS rule

Law



Support of Military Families – 2021

Columbus Air Force Base, Mississippi

Education and Licensure Assessment Narrative

Public Education:

(This assessment is a comparative analysis using colors to graphically display results for all criteria and categories. The colors are assigned using percentiles, divided into thirds, to provide information about a location's relative position compared to all other Department of the Air Force installations assessed)

- Columbus AFB received an overall red rating for public education as it fell within the bottom 33 percent of all Air Force installations assessed
- The areas with the lowest relative ranking which require additional state/community support include student to mental health support ratio, suspension rate, and student learning rate
- Change from 2019:** Columbus's overall education rating did not shift from 2019, however, overall service offering shifted from green to yellow as did student to counselor ratio. Additionally, chronic absenteeism rate shifted from yellow to green but graduation rate shifted from yellow to red

Licensure Portability:

- The State of Mississippi received an overall yellow rating for licensure portability indicating the State statutes (primarily Senate Bill 2117) contain barriers to licensure and certification portability for military spouses. This assessment was awarded due to Mississippi's participation in interstate compacts for Nursing and Physical Therapy occupations and providing current certification as a National Registry EMT for the EMS profession
- Barriers remain for Accounting, Cosmetology, Engineering, Psychology and Teaching due to "substantial equivalency" or "similar scope of practice" requirement that allows acceptance of another state's license if the requirements for obtaining the license are sufficiently similar to their own State's requirements and precludes acceptance if the requirements are not similar. Plus, current statute does not exclude any other occupations from licensure portability burdens. Additionally, barriers remain for Law as there are currently no rules established to accommodate licensing for military spouses in the legal profession
- If you have additional information or recently made changes to your State's licensure statutes, you can send the updated information to SAF.MRR.Workflow@us.af.mil for consideration and potential changes to the assessment.
- Change from 2019:** Despite making progress by changing the requirement for the length of time an out-of-state license must be held for from two years to one year, the inclusion of a "similar scope of practice" language prevents any change from the previous assessment

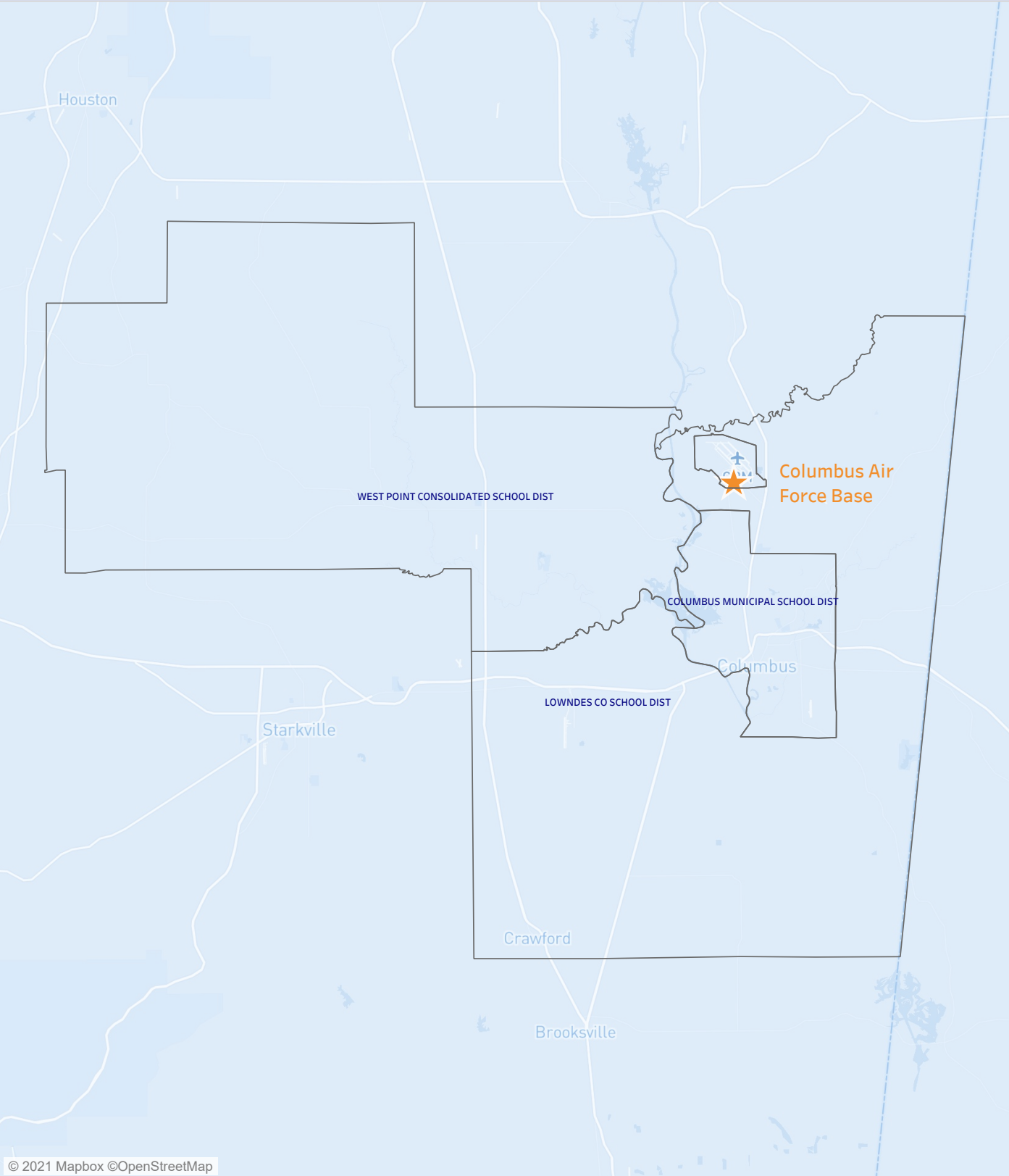
Additional notes:

- The education assessment cross references zip codes within the Military Housing Area (MHA) with zip codes of schools in the surrounding districts. Those school districts with zip codes that fall within the MHA of an installation are included in the analysis. In some locations, school district composition may have changed slightly due to the use of updated District IDs obtained from the Department of Education
- Graduation rates reflect a 4-year graduation, which was determined to be the expectation of Airmen, Guardians, and their families due to frequency of relocation
- The licensure assessment uses a checklist of licensure rules that states should have, and that they should avoid. For example, having a compact or temporary licensing rule and NOT having supervisory requirements are checklist items that lead to green. The Department of the Air Force reviewed state policies and programs intended to eliminate barriers to license portability for military spouses that were in effect as of 31 May 2021

For additional information on Education and Licensure assessment criteria, methodology and data sources, please see the Support of Military Families Background Information provided at www.af.mil under the Support to Families banner. All questions and feedback should be directed to SAF.MRR.Workflow@us.af.mil.

Columbus Air Force Base, Mississippi


School Districts Map



Support of Military Families – 2021

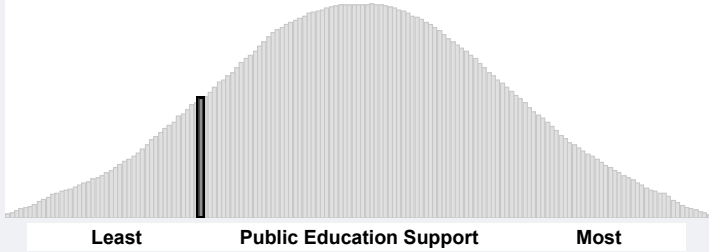
Gulfport Combat Readiness Training Center, Mississippi

Public Education *




Key: ■ ≤ 33.3% < ■ < 66.7% ≤ ■ (Percentile)

Comparison of all 157 Air Force Installations



Academic Performance Criteria



Graduation Rate



Student Learning Rate



School Climate Criteria

Chronic Absenteeism Rate



Suspension Rate



Service Offering Criteria

Pre-Kindergarten Availability



Student to Counselor Ratio



Student to Mental Health Support Ratio




Student to Nurse Ratio



Student to Teacher Ratio

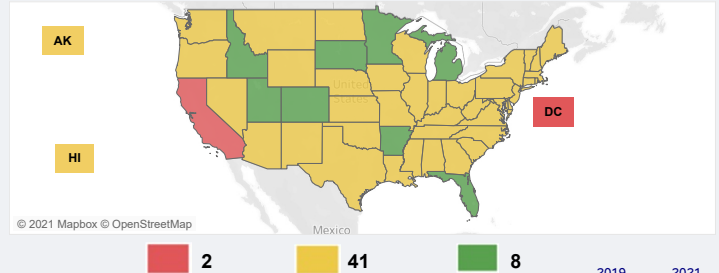


Licensure Portability

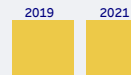


Key: ■ ≤ 1.50 < ■ < 4.00 ≤ ■ (Measure)

Licensure Portability in 50 States and DC



Accounting



Cosmetology



EMS



Engineering



Law



Nursing



Physical Therapy



Psychology



Teaching



Other Professions



Data Source	Most Recent Survey Time Period Utilized	Date Last Updated
State Laws, State Executive Orders, State Bar and Supreme Court Rules (Licensure)	Through May 2021	May 31, 2021

Data Source	Most Recent Survey Time Period Utilized	Date Last Updated
Department of Education - Civil Rights Data Collection District and School Data	SY 2017-2018	October 2020
Department of Education - EDFACTS Graduation Rates (District Level and School Level)	SY 2018-2019	November 2020
Department of Education - National Center for Education Statistics Common Core of Data Public Elementary / Secondary School Universe Survey Data	SY 2019-2020	March 2021
Department of Education - National Center for Education Statistics Common Core of Data (School Search)	SY 2018-19 School Details and Enrollment Characteristics	April 2020
	SY 2019-20 School Directory Information	July 2020
Center for Education Policy Analysis: Stanford Education Data Archive (SEDA)	SY 2008-2009 through SY2017-2018	February 2021

* Public Education is compiled using 60% Academic Performance, 20% School Climate, and 20% Service Offering.

Areas Requiring Additional Support

Public Education

Suspension Rate



Public Education

Mental Health Support



Public Education

Student to Counselor



Licensure Language

Professions

No MS rule

Law



Support of Military Families – 2021

Gulfport Combat Readiness Training Center, Mississippi

Education and Licensure Assessment Narrative

Public Education:

(This assessment is a comparative analysis using colors to graphically display results for all criteria and categories. The colors are assigned using percentiles, divided into thirds, to provide information about a location's relative position compared to all other Department of the Air Force installations assessed)

- Gulfport CRTC received an overall red rating for public education as it fell within the bottom 33 percent of all Air Force installations assessed
- The areas with the lowest relative ranking which require additional state/community support include suspension rate, student to mental health support and student to counselor ratios
- Change from 2019:** Gulfport's overall education rating did not shift from 2019, however, student learning rate shifted from red to yellow. Additionally, student to nurse ratio shifted from yellow to green

Licensure Portability:

- The State of Mississippi received an overall yellow rating for licensure portability indicating the State statutes (primarily Senate Bill 2117) contain barriers to licensure and certification portability for military spouses. This assessment was awarded due to Mississippi's participation in interstate compacts for Nursing and Physical Therapy occupations and providing current certification as a National Registry EMT for the EMS profession
- Barriers remain for Accounting, Cosmetology, Engineering, Psychology and Teaching due to "substantial equivalency" or "similar scope of practice" requirement that allows acceptance of another state's license if the requirements for obtaining the license are sufficiently similar to their own State's requirements and precludes acceptance if the requirements are not similar. Plus, current statute does not exclude any other occupations from licensure portability burdens. Additionally, barriers remain for Law as there are currently no rules established to accommodate licensing for military spouses in the legal profession
- If you have additional information or recently made changes to your State's licensure statutes, you can send the updated information to SAF.MRR.Workflow@us.af.mil for consideration and potential changes to the assessment.
- Change from 2019:** Despite making progress by changing the requirement for the length of time an out-of-state license must be held for from two years to one year, the inclusion of a "similar scope of practice" language prevents any change from the previous assessment

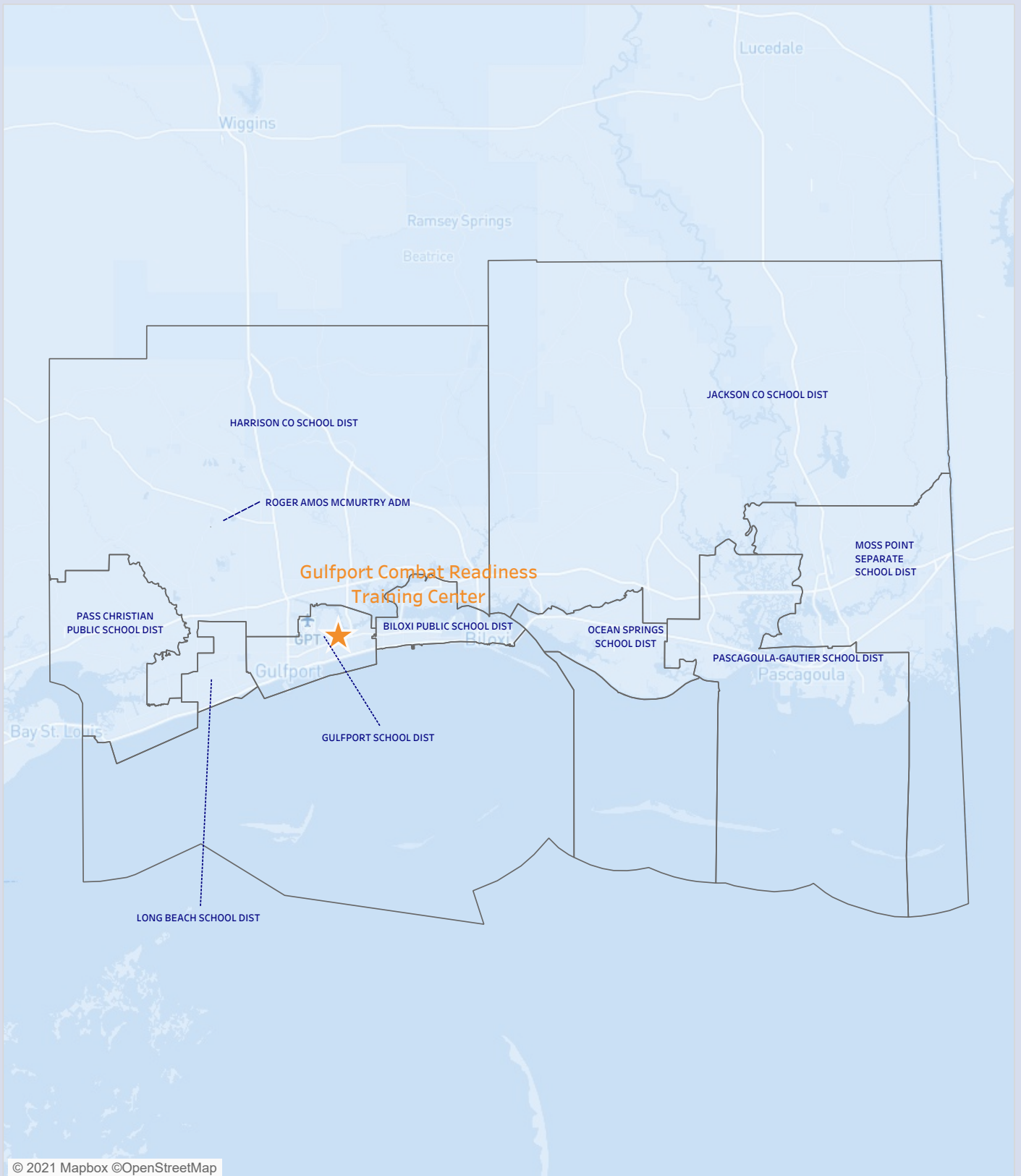
Additional notes:

- The education assessment cross references zip codes within the Military Housing Area (MHA) with zip codes of schools in the surrounding districts. Those school districts with zip codes that fall within the MHA of an installation are included in the analysis. In some locations, school district composition may have changed slightly due to the use of updated District IDs obtained from the Department of Education
- Graduation rates reflect a 4-year graduation, which was determined to be the expectation of Airmen, Guardians, and their families due to frequency of relocation
- The licensure assessment uses a checklist of licensure rules that states should have, and that they should avoid. For example, having a compact or temporary licensing rule and NOT having supervisory requirements are checklist items that lead to green. The Department of the Air Force reviewed state policies and programs intended to eliminate barriers to license portability for military spouses that were in effect as of 31 May 2021

For additional information on Education and Licensure assessment criteria, methodology and data sources, please see the Support of Military Families Background Information provided at www.af.mil under the Support to Families banner. All questions and feedback should be directed to SAF.MRR.Workflow@us.af.mil.

Gulfport Combat Readiness Training Center, Mississippi


School Districts Map



Support of Military Families – 2021

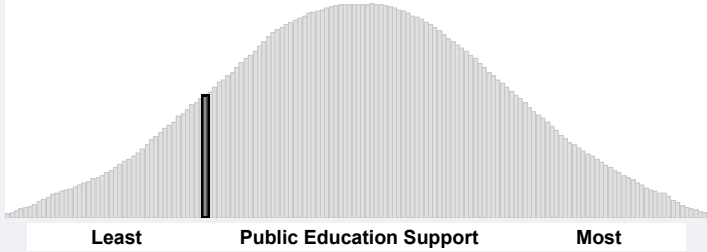
Keesler Air Force Base, Mississippi

Public Education *




Key: ■ ≤ 33.3% < ■ < 66.7% ≤ ■ (Percentile)

Comparison of all 157 Air Force Installations

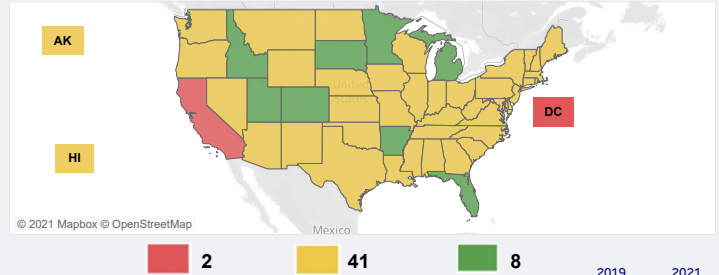


Licensure Portability

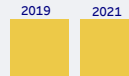


Key: ■ ≤ 1.50 < ■ < 4.00 ≤ ■ (Measure)

Licensure Portability in 50 States and DC



Academic Performance Criteria



Graduation Rate



Student Learning Rate



School Climate Criteria



Chronic Absenteeism Rate



Suspension Rate



Service Offering Criteria



Pre-Kindergarten Availability



Student to Counselor Ratio



Student to Mental Health Support Ratio



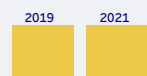
Student to Nurse Ratio



Student to Teacher Ratio



Accounting



Cosmetology



EMS



Engineering



Law



Nursing



Physical Therapy



Psychology



Teaching



Other Professions



Data Source	Most Recent Survey Time Period Utilized	Date Last Updated
State Laws, State Executive Orders, State Bar and Supreme Court Rules (Licensure)	Through May 2021	May 31, 2021

Data Source	Most Recent Survey Time Period Utilized	Date Last Updated
Department of Education - Civil Rights Data Collection District and School Data	SY 2017-2018	October 2020
Department of Education - EDFACTS Graduation Rates (District Level and School Level)	SY 2018-2019	November 2020
Department of Education - National Center for Education Statistics Common Core of Data Public Elementary / Secondary School Universe Survey Data	SY 2019-2020	March 2021
Department of Education - National Center for Education Statistics Common Core of Data (School Search)	SY 2018-19 School Details and Enrollment Characteristics	April 2020
	SY 2019-20 School Directory Information	July 2020
Center for Education Policy Analysis: Stanford Education Data Archive (SEDA)	SY 2008-2009 through SY2017-2018	February 2021

* Public Education is compiled using 60% Academic Performance, 20% School Climate, and 20% Service Offering.

Areas Requiring Additional Support

Public Education

Suspension Rate



Public Education

Mental Health Support



Public Education

Student to Counselor



Licensure Language

Professions

No MS rule

Law



Support of Military Families – 2021

Keesler Air Force Base, Mississippi

Education and Licensure Assessment Narrative

Public Education:

(This assessment is a comparative analysis using colors to graphically display results for all criteria and categories. The colors are assigned using percentiles, divided into thirds, to provide information about a location's relative position compared to all other Department of the Air Force installations assessed)

- Keesler AFB received an overall red rating for public education as it fell within the bottom 33 percent of all Air Force installations assessed
- The areas with the lowest relative ranking which require additional state/community support include suspension rate, student to mental health support and student to counselor ratios
- Change from 2019:** Keesler's overall education rating did not shift from 2019, however, student learning rate improved from red to yellow and student to nurse ratio improved from yellow to green

Licensure Portability:

- The State of Mississippi received an overall yellow rating for licensure portability indicating the State statutes (primarily Senate Bill 2117) contain barriers to licensure and certification portability for military spouses. This assessment was awarded due to Mississippi's participation in interstate compacts for Nursing and Physical Therapy occupations and providing current certification as a National Registry EMT for the EMS profession
- Barriers remain for Accounting, Cosmetology, Engineering, Psychology and Teaching due to "substantial equivalency" or "similar scope of practice" requirement that allows acceptance of another state's license if the requirements for obtaining the license are sufficiently similar to their own State's requirements and precludes acceptance if the requirements are not similar. Plus, current statute does not exclude any other occupations from licensure portability burdens. Additionally, barriers remain for Law as there are currently no rules established to accommodate licensing for military spouses in the legal profession
- If you have additional information or recently made changes to your State's licensure statutes, you can send the updated information to SAF.MRR.Workflow@us.af.mil for consideration and potential changes to the assessment.
- Change from 2019:** Despite making progress by changing the requirement for the length of time an out-of-state license must be held for from two years to one year, the inclusion of a "similar scope of practice" language prevents any change from the previous assessment

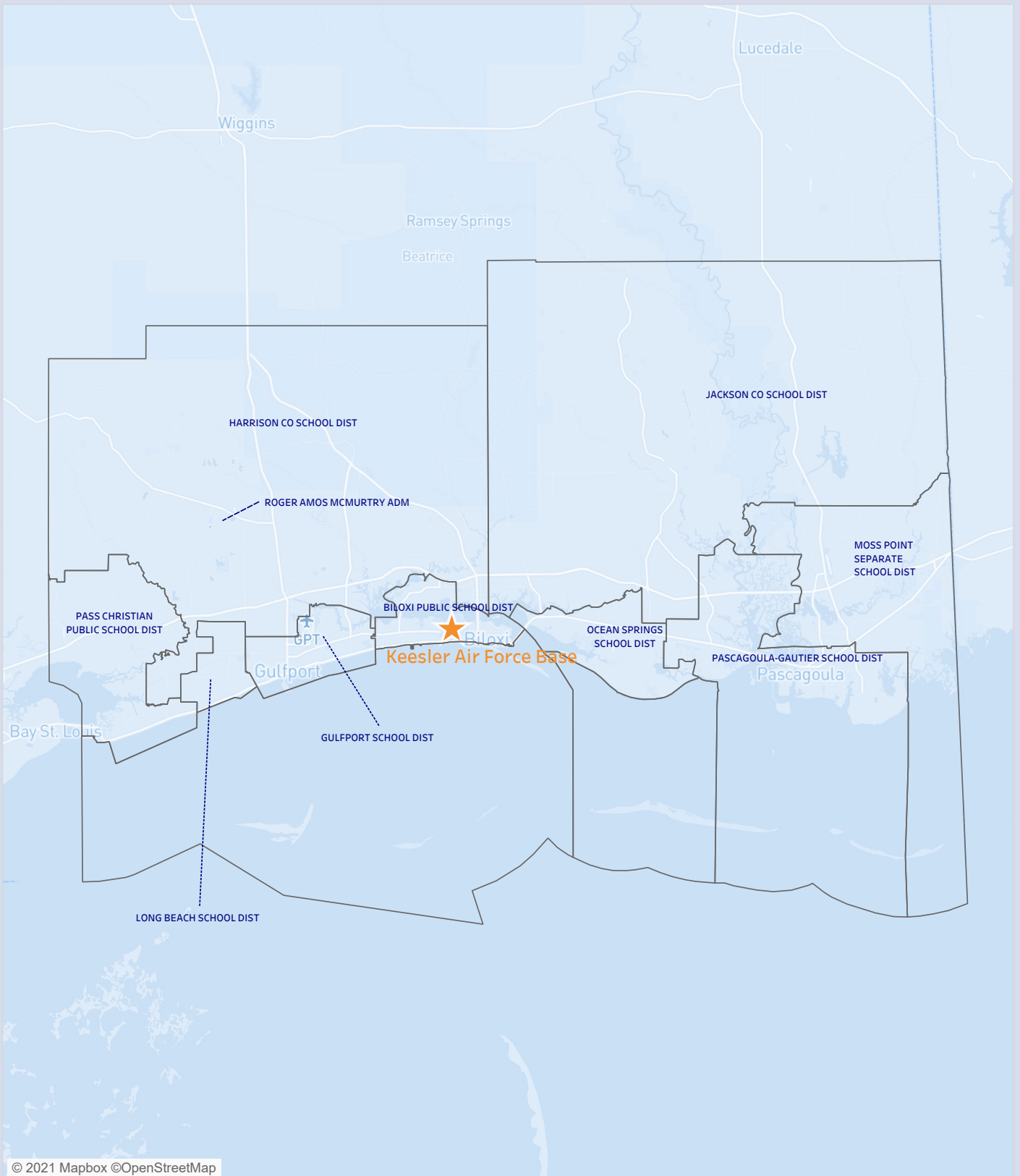
Additional notes:

- The education assessment cross references zip codes within the Military Housing Area (MHA) with zip codes of schools in the surrounding districts. Those school districts with zip codes that fall within the MHA of an installation are included in the analysis. In some locations, school district composition may have changed slightly due to the use of updated District IDs obtained from the Department of Education
- Graduation rates reflect a 4-year graduation, which was determined to be the expectation of Airmen, Guardians, and their families due to frequency of relocation
- The licensure assessment uses a checklist of licensure rules that states should have, and that they should avoid. For example, having a compact or temporary licensing rule and NOT having supervisory requirements are checklist items that lead to green. The Department of the Air Force reviewed state policies and programs intended to eliminate barriers to license portability for military spouses that were in effect as of 31 May 2021

For additional information on Education and Licensure assessment criteria, methodology and data sources, please see the Support of Military Families Background Information provided at www.af.mil under the Support to Families banner. All questions and feedback should be directed to SAF.MRR.Workflow@us.af.mil.

Keesler Air Force Base, Mississippi

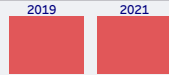
School Districts Map



Support of Military Families – 2021

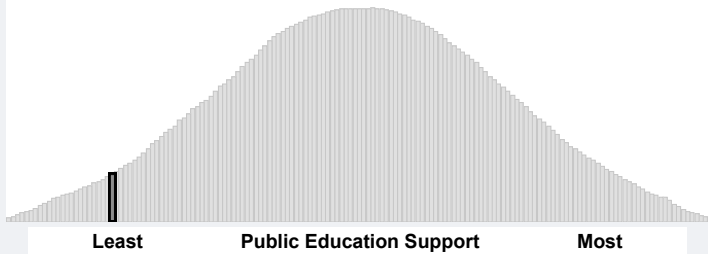
Key Field Air National Guard Base, Mississippi

Public Education *




Key: ■ ≤ 33.3% < ■ < 66.7% ≤ ■ (Percentile)

Comparison of all 157 Air Force Installations

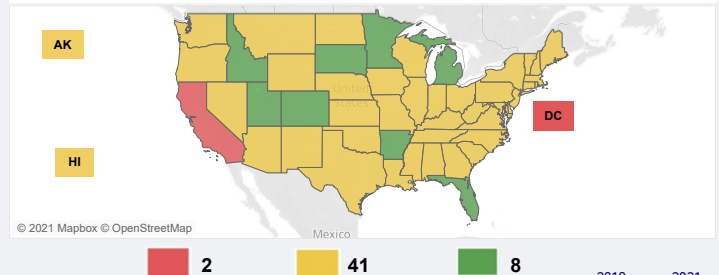


Licensure Portability



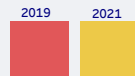
Key: ■ ≤ 1.50 < ■ < 4.00 ≤ ■ (Measure)

Licensure Portability in 50 States and DC



■ 2 ■ 41 ■ 8

Academic Performance Criteria



Graduation Rate



Student Learning Rate



School Climate Criteria

Chronic Absenteeism Rate



Suspension Rate



Service Offering Criteria

Pre-Kindergarten Availability



Student to Counselor Ratio



Student to Mental Health Support Ratio



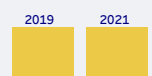
Student to Nurse Ratio



Student to Teacher Ratio



Accounting



Cosmetology



EMS



Engineering



Law



Nursing



Physical Therapy



Psychology



Teaching



Other Professions



Data Source	Most Recent Survey Time Period Utilized	Date Last Updated
State Laws, State Executive Orders, State Bar and Supreme Court Rules (Licensure)	Through May 2021	May 31, 2021

Data Source	Most Recent Survey Time Period Utilized	Date Last Updated
Department of Education - Civil Rights Data Collection District and School Data	SY 2017-2018	October 2020
Department of Education - EDFacts Graduation Rates (District Level and School Level)	SY 2018-2019	November 2020
Department of Education - National Center for Education Statistics Common Core of Data Public Elementary / Secondary School Universe Survey Data	SY 2019-2020	March 2021
Department of Education - National Center for Education Statistics Common Core of Data (School Search)	SY 2018-19 School Details and Enrollment Characteristics SY 2019-20 School Directory Information	April 2020 July 2020
Center for Education Policy Analysis: Stanford Education Data Archive (SEDA)	SY 2008-2009 through SY2017-2018	February 2021

* Public Education is compiled using 60% Academic Performance, 20% School Climate, and 20% Service Offering.

Areas Requiring Additional Support

Public Education

Suspension Rate



Public Education

Graduation Rates



Public Education

Mental Health Support



Licensure Language

Professions

No MS rule

Law



Support of Military Families – 2021

Key Field Air National Guard Base, Mississippi

Education and Licensure Assessment Narrative

Public Education:

(This assessment is a comparative analysis using colors to graphically display results for all criteria and categories. The colors are assigned using percentiles, divided into thirds, to provide information about a location's relative position compared to all other Department of the Air Force installations assessed)

- Key Field ANGB received an overall red rating for public education as it fell within the bottom 33 percent of all Air Force installations assessed
- The areas with the lowest relative ranking which require additional state/community support include suspension rate, graduation rate, and student to mental health support ratio
- Change from 2019:** Key Field's overall education rating did not shift from 2019, however, overall academic performance and service offering improved from red to yellow but chronic absenteeism rate shifted from yellow to red

Licensure Portability:

- The State of Mississippi received an overall yellow rating for licensure portability indicating the State statutes (primarily Senate Bill 2117) contain barriers to licensure and certification portability for military spouses. This assessment was awarded due to Mississippi's participation in interstate compacts for Nursing and Physical Therapy occupations and providing current certification as a National Registry EMT for the EMS profession
- Barriers remain for Accounting, Cosmetology, Engineering, Psychology and Teaching due to "substantial equivalency" or "similar scope of practice" requirement that allows acceptance of another state's license if the requirements for obtaining the license are sufficiently similar to their own State's requirements and precludes acceptance if the requirements are not similar. Plus, current statute does not exclude any other occupations from licensure portability burdens. Additionally, barriers remain for Law as there are currently no rules established to accommodate licensing for military spouses in the legal profession
- If you have additional information or recently made changes to your State's licensure statutes, you can send the updated information to SAF.MRR.Workflow@us.af.mil for consideration and potential changes to the assessment.
- Change from 2019:** Despite making progress by changing the requirement for the length of time an out-of-state license must be held for from two years to one year, the inclusion of a "similar scope of practice" language prevents any change from the previous assessment

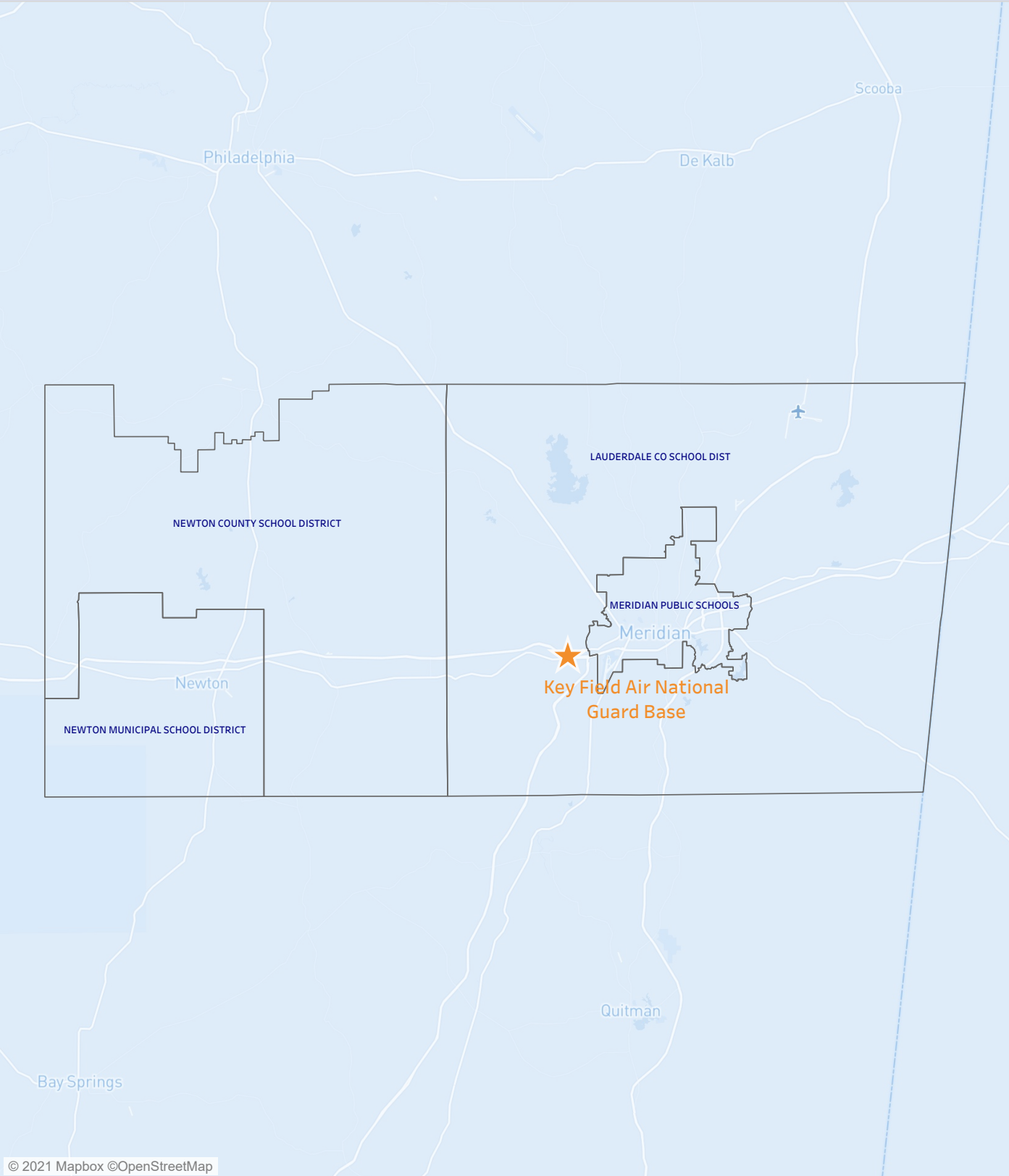
Additional notes:

- The education assessment cross references zip codes within the Military Housing Area (MHA) with zip codes of schools in the surrounding districts. Those school districts with zip codes that fall within the MHA of an installation are included in the analysis. In some locations, school district composition may have changed slightly due to the use of updated District IDs obtained from the Department of Education
- Graduation rates reflect a 4-year graduation, which was determined to be the expectation of Airmen, Guardians, and their families due to frequency of relocation
- The licensure assessment uses a checklist of licensure rules that states should have, and that they should avoid. For example, having a compact or temporary licensing rule and NOT having supervisory requirements are checklist items that lead to green. The Department of the Air Force reviewed state policies and programs intended to eliminate barriers to license portability for military spouses that were in effect as of 31 May 2021

For additional information on Education and Licensure assessment criteria, methodology and data sources, please see the Support of Military Families Background Information provided at www.af.mil under the Support to Families banner. All questions and feedback should be directed to SAF.MRR.Workflow@us.af.mil.

Key Field Air National Guard Base, Mississippi

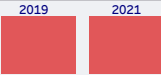
School Districts Map



Support of Military Families – 2021

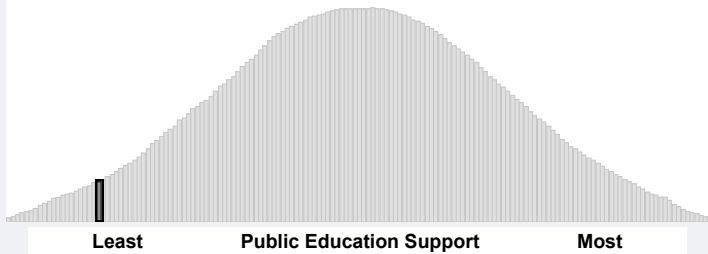
Malmstrom Air Force Base, Montana

Public Education *

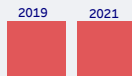


Key: ■ ≤ 33.3% < ■ < 66.7% ≤ ■ (Percentile)

Comparison of all 157 Air Force Installations



Academic Performance Criteria



Graduation Rate



Student Learning Rate



School Climate Criteria



Chronic Absenteeism Rate



Suspension Rate



Service Offering Criteria



Pre-Kindergarten Availability



Student to Counselor Ratio



Student to Mental Health Support Ratio



Student to Nurse Ratio




Student to Teacher Ratio



Data Source	Most Recent Survey Time Period Utilized	Date Last Updated
Department of Education - Civil Rights Data Collection District and School Data	SY 2017-2018	October 2020
Department of Education - EDFacts Graduation Rates (District Level and School Level)	SY 2018-2019	November 2020
Department of Education - National Center for Education Statistics Common Core of Data Public Elementary / Secondary School Universe Survey Data	SY 2019-2020	March 2021
Department of Education - National Center for Education Statistics Common Core of Data (School Search)	SY 2018-19 School Details and Enrollment Characteristics	April 2020
	SY 2019-20 School Directory Information	July 2020
Center for Education Policy Analysis: Stanford Education Data Archive (SEDA)	SY 2008-2009 through SY2017-2018	February 2021

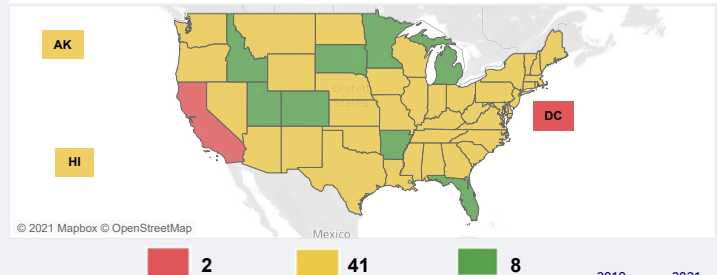
* Public Education is compiled using 60% Academic Performance, 20% School Climate, and 20% Service Offering.

Licensure Portability

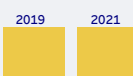


Key: ■ ≤ 1.50 < ■ < 4.00 ≤ ■ (Measure)

Licensure Portability in 50 States and DC



Accounting



Cosmetology



EMS



Engineering



Law



Nursing



Physical Therapy



Psychology



Teaching



Other Professions



Data Source	Most Recent Survey Time Period Utilized	Date Last Updated
State Laws, State Executive Orders, State Bar and Supreme Court Rules (Licensure)	Through May 2021	May 31, 2021

Areas Requiring Additional Support

Public Education

Student to Nurse



Public Education

Chronic Absenteeism



Public Education

PreK



Licensure Language

Professions

No MS rule

Law



Support of Military Families – 2021

Malmstrom Air Force Base, Montana

Education and Licensure Assessment Narrative

Public Education:

(This assessment is a comparative analysis using colors to graphically display results for all criteria and categories. The colors are assigned using percentiles, divided into thirds, to provide information about a location's relative position compared to all other Department of the Air Force installations assessed)

- Malmstrom AFB received an overall red rating for public education as it fell within the bottom 33 percent of all Air Force installations assessed
- The areas with the lowest relative ranking which require additional state/community support include student to nurse ratio, chronic absenteeism rate, and pre-kindergarten availability
- Change from 2019:** Malmstrom's overall education rating did not shift from 2019, however, overall school climate shifted from yellow to red and student to teacher ratio shifted from yellow to green

Licensure Portability:

- The State of Montana received an overall yellow rating for licensure portability indicating the State statutes (primarily MCA 37-1-304) contain barriers to licensure and certification portability for military spouses. This assessment was awarded for Montana's participation in interstate compacts for nursing and providing current certification as a National Registry EMT for the EMS profession
- Barriers remain for Accounting, Cosmetology, Engineering, Psychology and Teaching which all include "substantial equivalency" requirements. This assessment is driven by substantial equivalence requirements that allows acceptance of another state's license if the requirements for obtaining the license are sufficiently similar to their own State's requirements and precludes acceptance if the requirements are not similar. Plus, current statute does not exclude any other occupations from licensure portability burdens. Additionally, barriers remain for Law as there are currently no rules established to accommodate licensing for military spouses in the legal profession
- Although Montana has enacted legislation to join the Physical Therapy Compact, as of the time of this assessment, the compact benefits are not yet provided to military spouses as additional requirements need to be met in order for Montana to fully receive all of the compact privileges
- If you have additional information or recently made changes to your State's licensure statutes, you can send the updated information to SAF.MRR.Workflow@us.af.mil for consideration and potential changes to the assessment
- Change from 2019:** Despite making progress by replacing "May" language with "Shall" language regarding State boards issuing licenses, Montana's rating did not change from the 2019 assessment

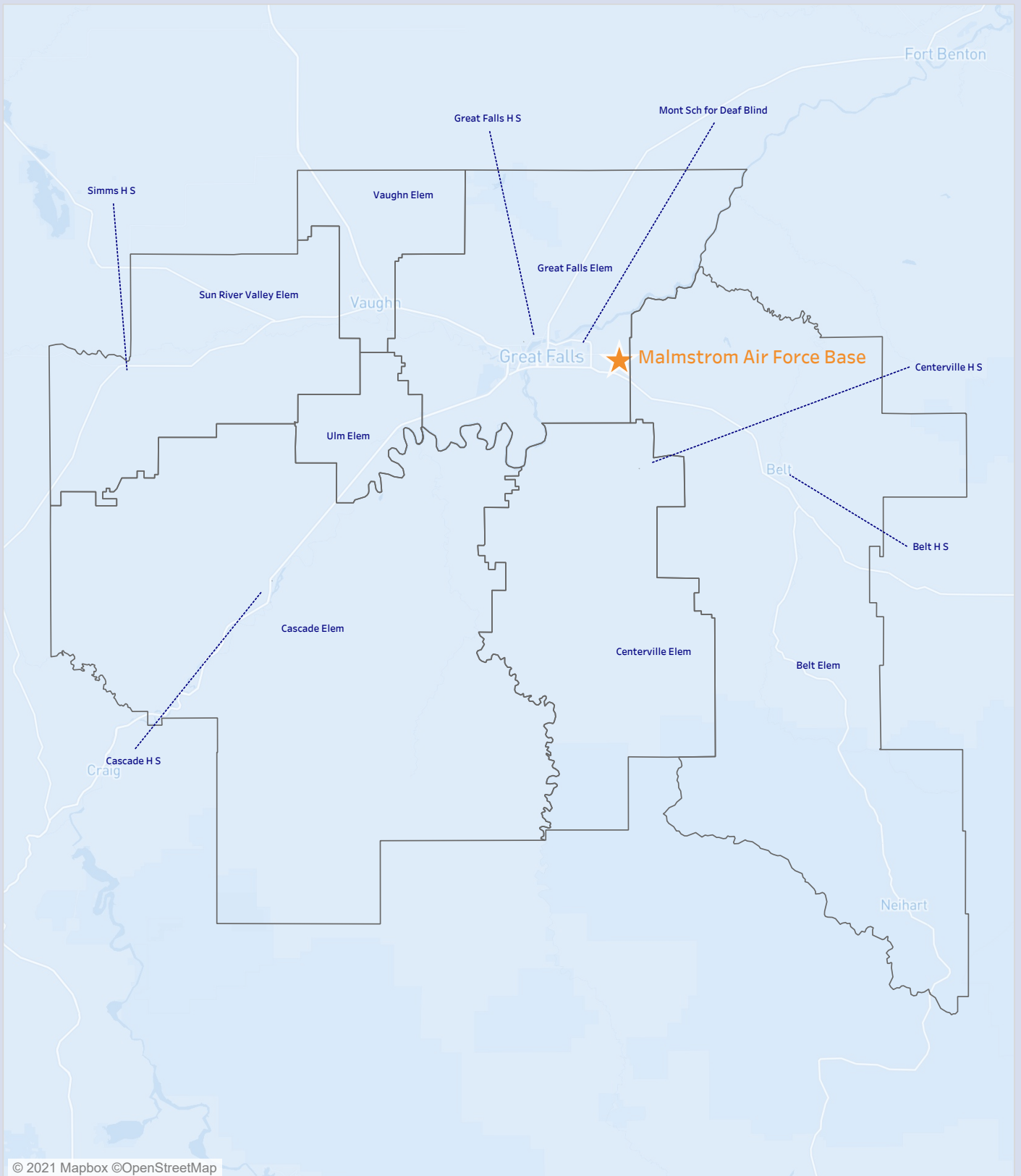
Additional notes:

- The education assessment cross references zip codes within the Military Housing Area (MHA) with zip codes of schools in the surrounding districts. Those school districts with zip codes that fall within the MHA of an installation are included in the analysis. In some locations, school district composition may have changed slightly due to the use of updated District IDs obtained from the Department of Education
- Graduation rates reflect a 4-year graduation, which was determined to be the expectation of Airmen, Guardians, and their families due to frequency of relocation
- The licensure assessment uses a checklist of licensure rules that states should have, and that they should avoid. For example, having a compact or temporary licensing rule and NOT having supervisory requirements are checklist items that lead to green. The Department of the Air Force reviewed state policies and programs intended to eliminate barriers to license portability for military spouses that were in effect as of 31 May 2021

For additional information on Education and Licensure assessment criteria, methodology and data sources, please see the Support of Military Families Background Information provided at www.af.mil under the Support to Families banner. All questions and feedback should be directed to SAF.MRR.Workflow@us.af.mil .

Malmstrom Air Force Base, Montana


School Districts Map



Support of Military Families – 2021

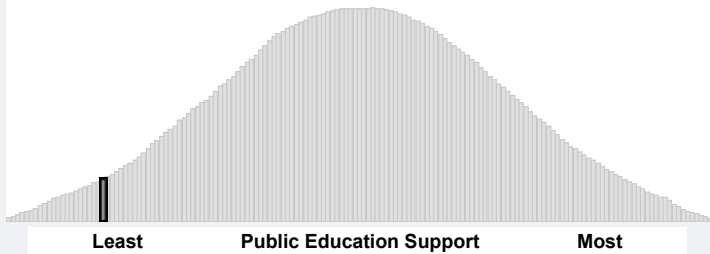
Montana Air National Guard Base, Montana

Public Education *

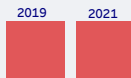


Key: ■ ≤ 33.3% < ■ < 66.7% ≤ ■ (Percentile)

Comparison of all 157 Air Force Installations



Academic Performance Criteria



Graduation Rate



Student Learning Rate



School Climate Criteria



Chronic Absenteeism Rate



Suspension Rate



Service Offering Criteria



Pre-Kindergarten Availability



Student to Counselor Ratio



Student to Mental Health Support Ratio



Student to Nurse Ratio




Student to Teacher Ratio



Data Source	Most Recent Survey Time Period Utilized	Date Last Updated
Department of Education - Civil Rights Data Collection District and School Data	SY 2017-2018	October 2020
Department of Education - EDfacts Graduation Rates (District Level and School Level)	SY 2018-2019	November 2020
Department of Education - National Center for Education Statistics Common Core of Data Public Elementary / Secondary School Universe Survey Data	SY 2019-2020	March 2021
Department of Education - National Center for Education Statistics Common Core of Data (School Search)	SY 2018-19 School Details and Enrollment Characteristics	April 2020
	SY 2019-20 School Directory Information	July 2020
Center for Education Policy Analysis: Stanford Education Data Archive (SEDA)	SY 2008-2009 through SY2017-2018	February 2021

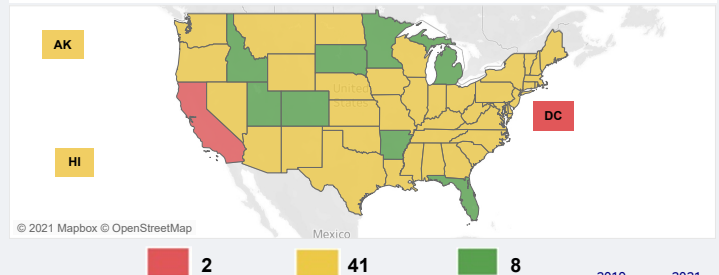
* Public Education is compiled using 60% Academic Performance, 20% School Climate, and 20% Service Offering.

Licensure Portability




Key: ■ ≤ 1.50 < ■ < 4.00 ≤ ■ (Measure)

Licensure Portability in 50 States and DC



Accounting



Cosmetology



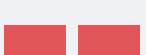
EMS



Engineering




Law




Nursing



Physical Therapy



Psychology



Teaching



Other Professions



Data Source	Most Recent Survey Time Period Utilized	Date Last Updated
State Laws, State Executive Orders, State Bar and Supreme Court Rules (Licensure)	Through May 2021	May 31, 2021

Areas Requiring Additional Support

Public Education

Student to Nurse



Public Education

Chronic Absenteeism



Public Education

PreK



Licensure Language

Professions

No MS rule

Law



Support of Military Families – 2021

Montana Air National Guard Base, Montana

Education and Licensure Assessment Narrative

Public Education:

(This assessment is a comparative analysis using colors to graphically display results for all criteria and categories. The colors are assigned using percentiles, divided into thirds, to provide information about a location's relative position compared to all other Department of the Air Force installations assessed)

- Montana ANGB received an overall red rating for public education as it fell within the bottom 33 percent of all Air Force installations assessed
- The areas with the lowest relative ranking which require additional state/community support include student to nurse ratio, chronic absenteeism rate, and pre-kindergarten availability
- Change from 2019:** Montana ANGB's overall education rating did not shift from 2019, however, overall school climate shifted from yellow to red and student to teacher ratio shifted from yellow to green

Licensure Portability:

- The State of Montana received an overall yellow rating for licensure portability indicating the State statutes (primarily MCA 37-1-304) contain barriers to licensure and certification portability for military spouses. This assessment was awarded for Montana's participation in interstate compacts for nursing and providing current certification as a National Registry EMT for the EMS profession
- Barriers remain for Accounting, Cosmetology, Engineering, Psychology and Teaching which all include "substantial equivalency" requirements. This assessment is driven by substantial equivalence requirements that allows acceptance of another state's license if the requirements for obtaining the license are sufficiently similar to their own State's requirements and precludes acceptance if the requirements are not similar. Plus, current statute does not exclude any other occupations from licensure portability burdens. Additionally, barriers remain for Law as there are currently no rules established to accommodate licensing for military spouses in the legal profession
- Although Montana has enacted legislation to join the Physical Therapy Compact, as of the time of this assessment, the compact benefits are not yet provided to military spouses as additional requirements need to be met in order for Montana to fully receive all of the compact privileges
- If you have additional information or recently made changes to your State's licensure statutes, you can send the updated information to SAF.MRR.Workflow@us.af.mil for consideration and potential changes to the assessment
- Change from 2019:** Despite making progress by replacing "May" language with "Shall" language regarding State boards issuing licenses, Montana's rating did not change from the 2019 assessment

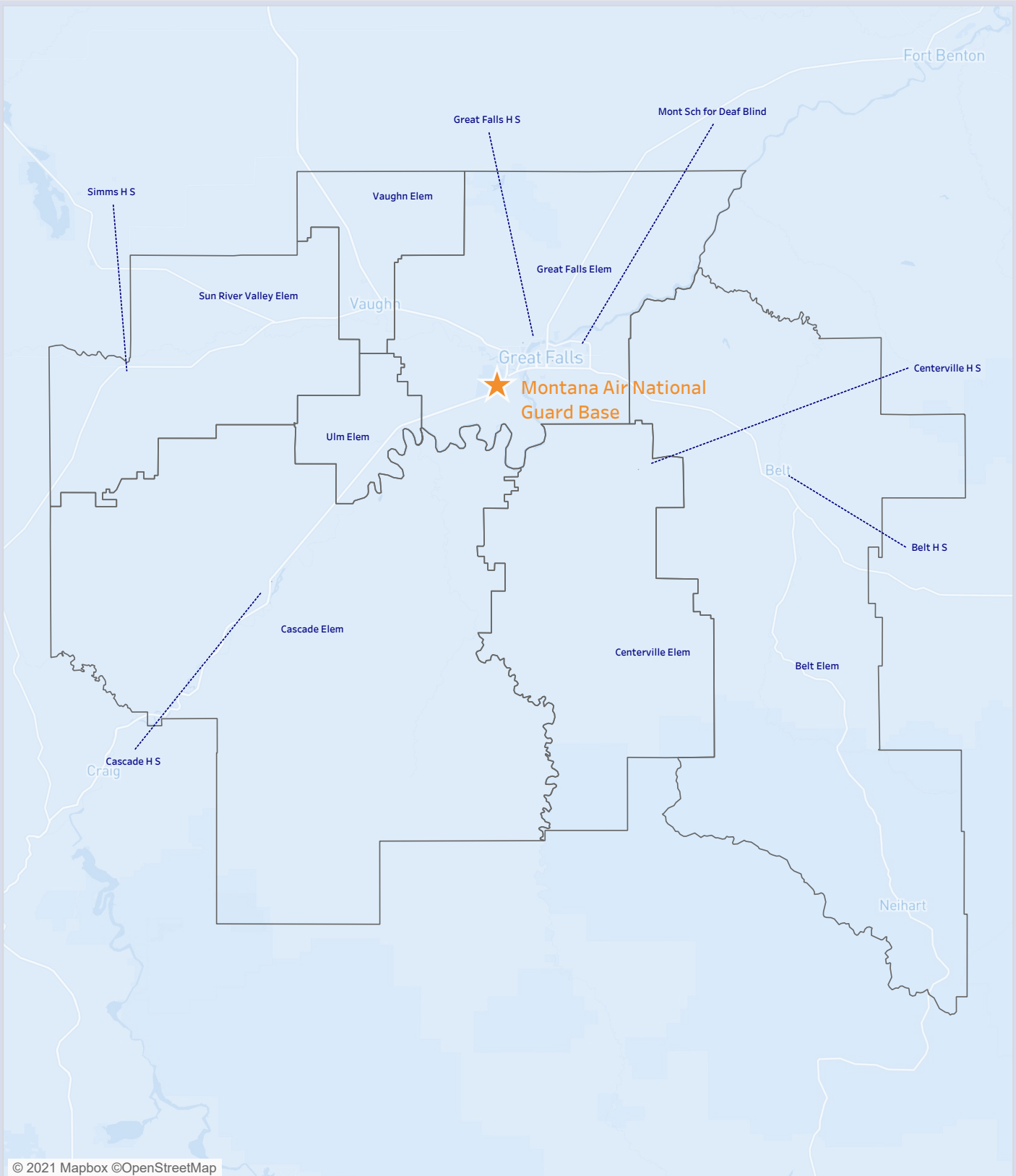
Additional notes:

- The education assessment cross references zip codes within the Military Housing Area (MHA) with zip codes of schools in the surrounding districts. Those school districts with zip codes that fall within the MHA of an installation are included in the analysis. In some locations, school district composition may have changed slightly due to the use of updated District IDs obtained from the Department of Education
- Graduation rates reflect a 4-year graduation, which was determined to be the expectation of Airmen, Guardians, and their families due to frequency of relocation
- The licensure assessment uses a checklist of licensure rules that states should have, and that they should avoid. For example, having a compact or temporary licensing rule and NOT having supervisory requirements are checklist items that lead to green. The Department of the Air Force reviewed state policies and programs intended to eliminate barriers to license portability for military spouses that were in effect as of 31 May 2021

For additional information on Education and Licensure assessment criteria, methodology and data sources, please see the Support of Military Families Background Information provided at www.af.mil under the Support to Families banner. All questions and feedback should be directed to SAF.MRR.Workflow@us.af.mil .

Montana Air National Guard Base, Montana

School Districts Map




Support of Military Families – 2021

Charlotte Air National Guard Base, North Carolina

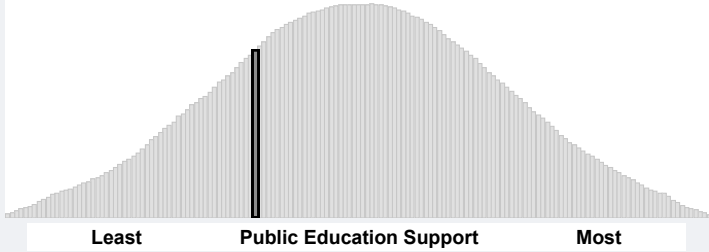
(New London Air National Guard, North Carolina)

Public Education *



Key: ■ ≤ 33.3% < ■ < 66.7% ≤ ■ (Percentile)

Comparison of all 157 Air Force Installations



Academic Performance Criteria

Graduation Rate

Student Learning Rate

School Climate Criteria

Chronic Absenteeism Rate

Suspension Rate

Service Offering Criteria

Pre-Kindergarten Availability

Student to Counselor Ratio

Student to Mental Health Support Ratio


Student to Nurse Ratio

Student to Teacher Ratio

Data Source	Most Recent Survey Time Period Utilized	Date Last Updated
Department of Education - Civil Rights Data Collection District and School Data	SY 2017-2018	October 2020
Department of Education - EDFacts Graduation Rates (District Level and School Level)	SY 2018-2019	November 2020
Department of Education - National Center for Education Statistics Common Core of Data Public Elementary / Secondary School Universe Survey Data	SY 2019-2020	March 2021
Department of Education - National Center for Education Statistics Common Core of Data (School Search)	SY 2018-19 School Details and Enrollment Characteristics	April 2020
	SY 2019-20 School Directory Information	July 2020
Center for Education Policy Analysis: Stanford Education Data Archive (SEDA)	SY 2008-2009 through SY2017-2018	February 2021

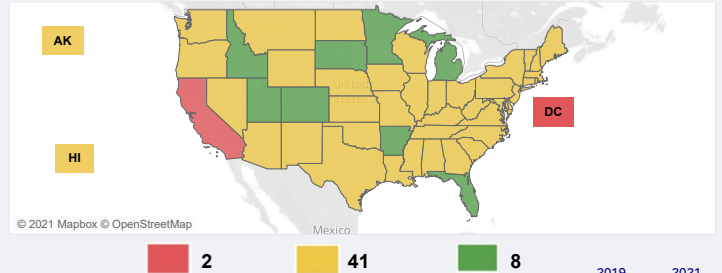
* Public Education is compiled using 60% Academic Performance, 20% School Climate, and 20% Service Offering.

Licensure Portability



Key: ■ ≤ 1.50 < ■ < 4.00 ≤ ■ (Measure)

Licensure Portability in 50 States and DC



Accounting

Cosmetology

EMS

Engineering

Law

Nursing

Physical Therapy

Psychology

Teaching

Other Professions

Data Source	Most Recent Survey Time Period Utilized	Date Last Updated
State Laws, State Executive Orders, State Bar and Supreme Court Rules (Licensure)	Through May 2021	May 31, 2021

Areas Requiring Additional Support

Public Education

PreK

Public Education

Suspension Rate

Public Education

Growth Measure

Licensure Language

Professions

Substantial equivalency
Temporary license

Accounting, Cosmetology, Engineering,
Psychology, Teaching

Support of Military Families – 2021

Charlotte Air National Guard Base, North Carolina

Education and Licensure Assessment Narrative

Public Education:

(This assessment is a comparative analysis using colors to graphically display results for all criteria and categories. The colors are assigned using percentiles, divided into thirds, to provide information about a location's relative position compared to all other Department of the Air Force installations assessed)

- Charlotte ANGB received an overall yellow rating for public education as it fell within the middle 33 percent of all Air Force installations assessed
- The areas with the lowest relative ranking which require additional state/community support include pre-kindergarten availability, suspension rate, and student learning rate
- Change from 2019:** Charlotte ANGB's overall education rating did not change from 2019, however, graduation rate shifted from green to yellow and student learning rate shifted from yellow to red. Additionally, pre-kindergarten availability shifted from yellow to red and student to teacher ratio shifted from yellow to green.

Licensure Portability:

- The State of North Carolina received an overall yellow rating for licensure portability indicating the State statutes (primarily House Bill 1053) contain barriers to licensure and certification portability for military spouses. This assessment was awarded for joining interstate compacts for Nursing and Physical Therapy occupations and providing current certification as a National Registry EMT for the EMS profession, along with providing permanent licensure with no supervisory requirements for the Law profession
- Barriers remain for Accounting, Cosmetology, Engineering, Psychology and Teaching which include a "substantial equivalency" requirements. This assessment is driven by substantial equivalence requirements that allows acceptance of another state's license if the requirements for obtaining the license are sufficiently similar to their own State's requirements and precludes acceptance if the requirements are not similar. Plus, current statute does not exclude any other occupations from licensure portability burdens
- If you have additional information or recently made changes to your State's licensure statutes, you can send the updated information to SAF.MRR.Workflow@us.af.mil for consideration and potential changes to the assessment
- Change from 2019:** State statute did improve some requirements and notifications but did not materially change licensure portability, therefore North Carolina's licensure rating did not change from the 2019 assessment

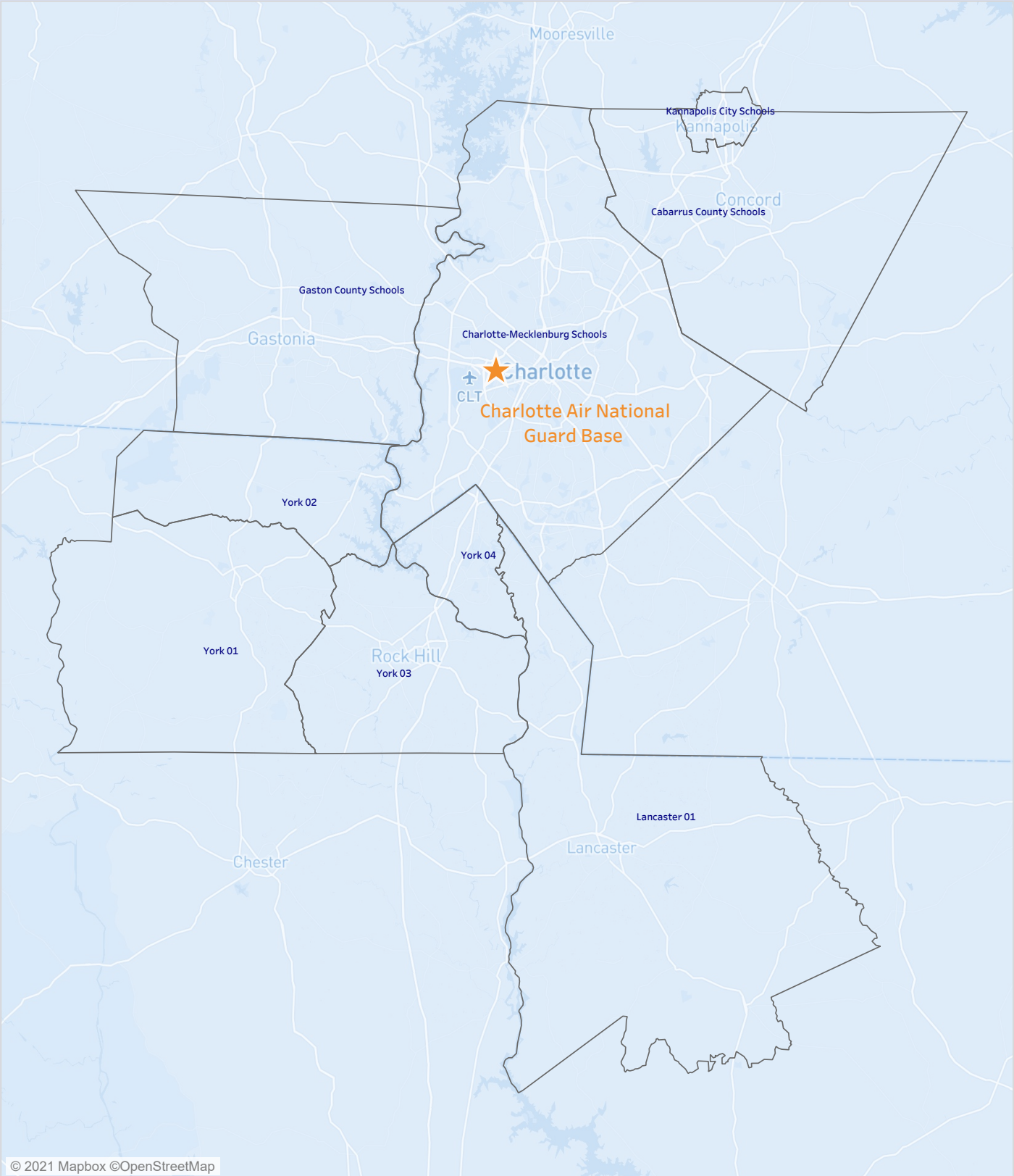
Additional notes:

- The education assessment cross references zip codes within the Military Housing Area (MHA) with zip codes of schools in the surrounding districts. Those school districts with zip codes that fall within the MHA of an installation are included in the analysis. In some locations, school district composition may have changed slightly due to the use of updated District IDs obtained from the Department of Education
- Graduation rates reflect a 4-year graduation, which was determined to be the expectation of Airmen, Guardians, and their families due to frequency of relocation
- The licensure assessment uses a checklist of licensure rules that states should have, and that they should avoid. For example, having a compact or temporary licensing rule and NOT having supervisory requirements are checklist items that lead to green. The Department of the Air Force reviewed state policies and programs intended to eliminate barriers to license portability for military spouses that were in effect as of 31 May 2021

For additional information on Education and Licensure assessment criteria, methodology and data sources, please see the Support of Military Families Background Information provided at www.af.mil under the Support to Families banner. All questions and feedback should be directed to SAF.MRR.Workflow@us.af.mil.

Charlotte Air National Guard Base, North Carolina


School Districts Map



Support of Military Families – 2021

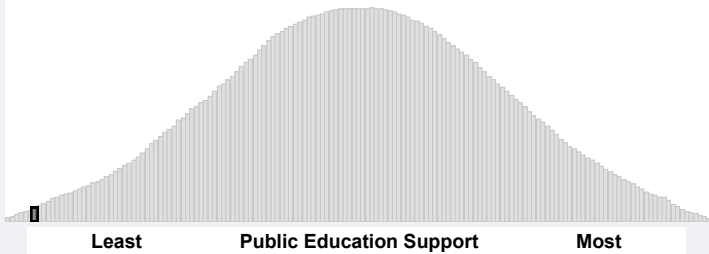
Pope Field, North Carolina

Public Education *

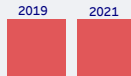


Key: ■ ≤ 33.3% < ■ < 66.7% ≤ ■ (Percentile)

Comparison of all 157 Air Force Installations



Academic Performance Criteria



Graduation Rate



Student Learning Rate



School Climate Criteria



Chronic Absenteeism Rate



Suspension Rate



Service Offering Criteria



Pre-Kindergarten Availability



Student to Counselor Ratio



Student to Mental Health Support Ratio




Student to Nurse Ratio



Student to Teacher Ratio

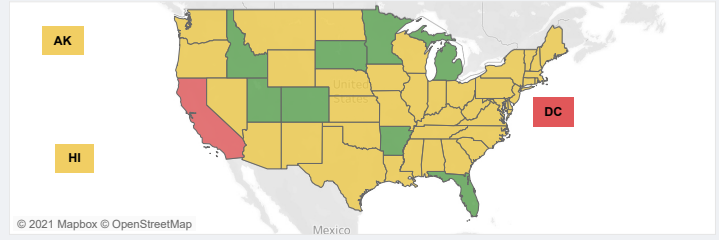


Licensure Portability



Key: ■ ≤ 1.50 < ■ < 4.00 ≤ ■ (Measure)

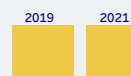
Licensure Portability in 50 States and DC



© 2021 Mapbox © OpenStreetMap



Accounting



Cosmetology



EMS



Engineering



Law



Nursing



Physical Therapy



Psychology



Teaching



Other Professions



Data Source	Most Recent Survey Time Period Utilized	Date Last Updated
State Laws, State Executive Orders, State Bar and Supreme Court Rules (Licensure)	Through May 2021	May 31, 2021

Data Source	Most Recent Survey Time Period Utilized	Date Last Updated
Department of Education - Civil Rights Data Collection District and School Data	SY 2017-2018	October 2020
Department of Education - EDFacts Graduation Rates (District Level and School Level)	SY 2018-2019	November 2020
Department of Education - National Center for Education Statistics Common Core of Data Public Elementary / Secondary School Universe Survey Data	SY 2019-2020	March 2021
Department of Education - National Center for Education Statistics Common Core of Data (School Search)	SY 2018-19 School Details and Enrollment Characteristics SY 2019-20 School Directory Information	April 2020 July 2020
Center for Education Policy Analysis: Stanford Education Data Archive (SEDA)	SY 2008-2009 through SY2017-2018	February 2021

* Public Education is compiled using 60% Academic Performance, 20% School Climate, and 20% Service Offering.

Areas Requiring Additional Support

Public Education

Growth Measure



Public Education

Suspension Rate



Public Education

Student to Nurse



Licensure Language

Professions

Substantial equivalency
Temporary license

Accounting, Cosmetology, Engineering,
Psychology, Teaching



Support of Military Families – 2021

Pope Field, North Carolina

Education and Licensure Assessment Narrative

Public Education:

(This assessment is a comparative analysis using colors to graphically display results for all criteria and categories. The colors are assigned using percentiles, divided into thirds, to provide information about a location's relative position compared to all other Department of the Air Force installations assessed)

- Pope Field received an overall red rating for public education as it fell within the bottom 33 percent of all Air Force installations assessed
- The areas with the lowest relative ranking which require additional state/community support include student learning rate, suspension rate, and student to nurse ratio
- Change from 2019:** Pope's overall education rating did not shift from 2019, however, chronic absenteeism rate and student to mental health support ratio shifted from green to yellow

Licensure Portability:

- The State of North Carolina received an overall yellow rating for licensure portability indicating the State statutes (primarily House Bill 1053) contain barriers to licensure and certification portability for military spouses. This assessment was awarded for joining interstate compacts for Nursing and Physical Therapy occupations and providing current certification as a National Registry EMT for the EMS profession, along with providing permanent licensure with no supervisory requirements for the Law profession
- Barriers remain for Accounting, Cosmetology, Engineering, Psychology and Teaching which include a "substantial equivalency" requirements. This assessment is driven by substantial equivalence requirements that allows acceptance of another state's license if the requirements for obtaining the license are sufficiently similar to their own State's requirements and precludes acceptance if the requirements are not similar. Plus, current statute does not exclude any other occupations from licensure portability burdens
- If you have additional information or recently made changes to your State's licensure statutes, you can send the updated information to SAF.MRR.Workflow@us.af.mil for consideration and potential changes to the assessment
- Change from 2019:** State statute did improve some requirements and notifications but did not materially change licensure portability, therefore North Carolina's licensure rating did not change from the 2019 assessment

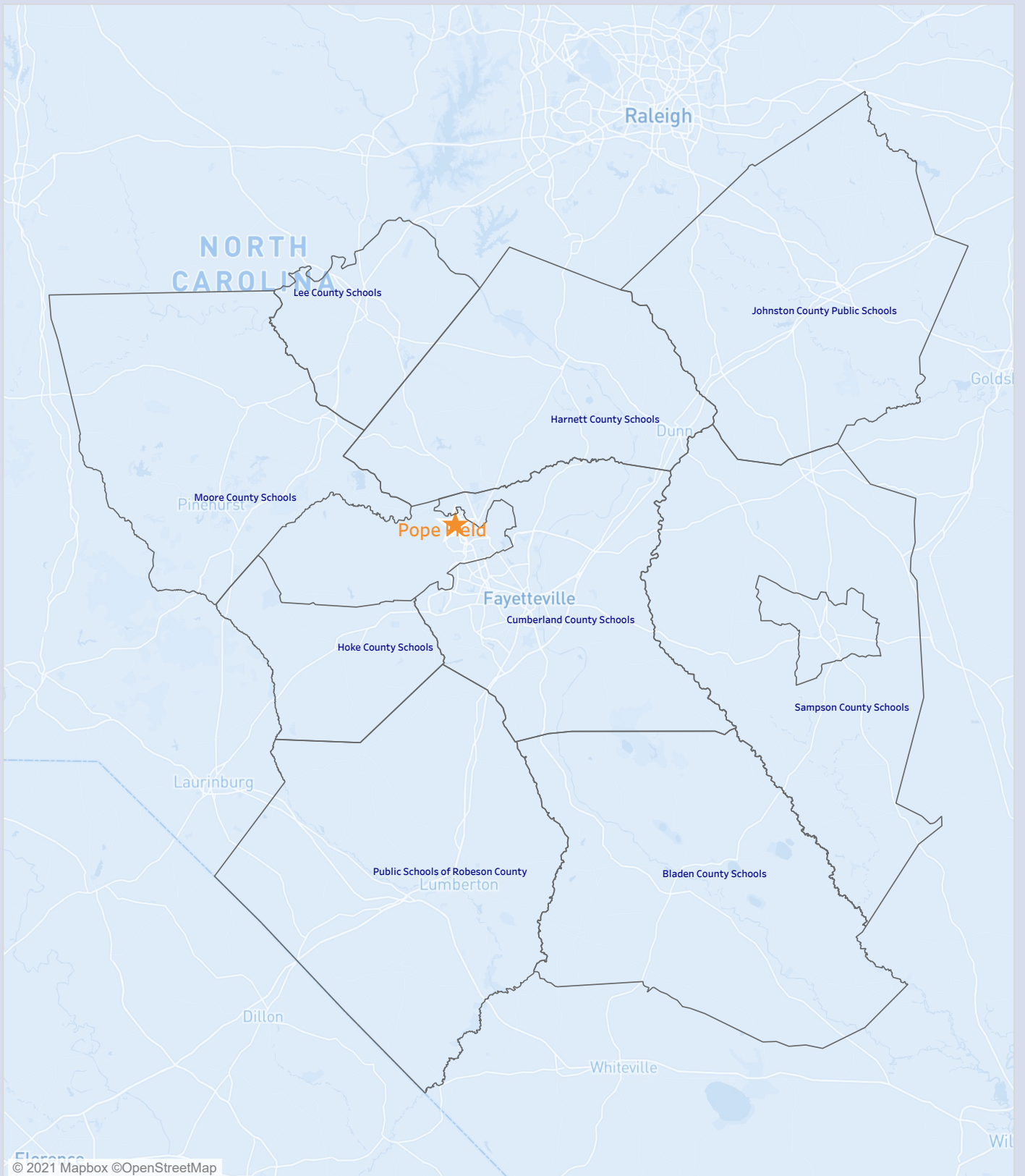
Additional notes:

- The education assessment cross references zip codes within the Military Housing Area (MHA) with zip codes of schools in the surrounding districts. Those school districts with zip codes that fall within the MHA of an installation are included in the analysis. In some locations, school district composition may have changed slightly due to the use of updated District IDs obtained from the Department of Education
- Graduation rates reflect a 4-year graduation, which was determined to be the expectation of Airmen, Guardians, and their families due to frequency of relocation
- The licensure assessment uses a checklist of licensure rules that states should have, and that they should avoid. For example, having a compact or temporary licensing rule and NOT having supervisory requirements are checklist items that lead to green. The Department of the Air Force reviewed state policies and programs intended to eliminate barriers to license portability for military spouses that were in effect as of 31 May 2021

For additional information on Education and Licensure assessment criteria, methodology and data sources, please see the Support of Military Families Background Information provided at www.af.mil under the Support to Families banner. All questions and feedback should be directed to SAF.MRR.Workflow@us.af.mil .

Pope Field, North Carolina

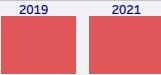
School Districts Map



Support of Military Families – 2021

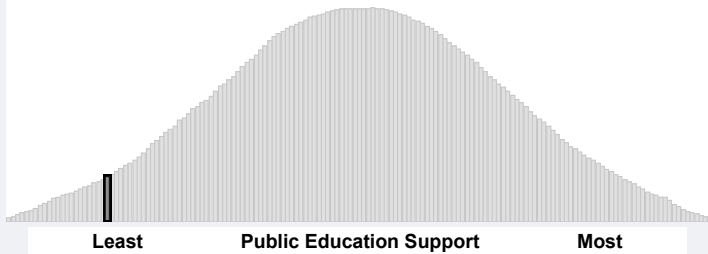
Seymour Johnson Air Force Base, North Carolina

Public Education *

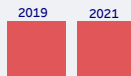


Key: ■ ≤ 33.3% < ■ < 66.7% ≤ ■ (Percentile)

Comparison of all 157 Air Force Installations



Academic Performance Criteria



Graduation Rate



Student Learning Rate



School Climate Criteria



Chronic Absenteeism Rate



Suspension Rate



Service Offering Criteria



Pre-Kindergarten Availability



Student to Counselor Ratio



Student to Mental Health Support Ratio




Student to Nurse Ratio



Student to Teacher Ratio

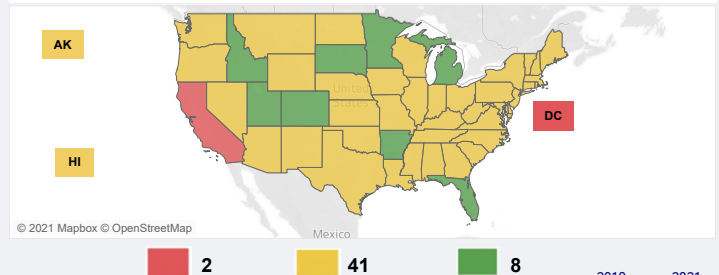


Licensure Portability




Key: ■ ≤ 1.50 < ■ < 4.00 ≤ ■ (Measure)

Licensure Portability in 50 States and DC



Accounting



Cosmetology



EMS



Engineering



Law



Nursing



Physical Therapy



Psychology



Teaching



Other Professions



Data Source	Most Recent Survey Time Period Utilized	Date Last Updated
State Laws, State Executive Orders, State Bar and Supreme Court Rules (Licensure)	Through May 2021	May 31, 2021

Areas Requiring Additional Support

Public Education

Growth Measure



Public Education

Suspension Rate



Public Education

Student to Nurse



Licensure Language

Professions

Substantial equivalency
Temporary license

Accounting, Cosmetology, Engineering,
Psychology, Teaching



Data Source	Most Recent Survey Time Period Utilized	Date Last Updated
Department of Education - Civil Rights Data Collection District and School Data	SY 2017-2018	October 2020
Department of Education - ED Facts Graduation Rates (District Level and School Level)	SY 2018-2019	November 2020
Department of Education - National Center for Education Statistics Common Core of Data Public Elementary / Secondary School Universe Survey Data	SY 2019-2020	March 2021
Department of Education - National Center for Education Statistics Common Core of Data (School Search)	SY 2018-19 School Details and Enrollment Characteristics	April 2020
	SY 2019-20 School Directory Information	July 2020
Center for Education Policy Analysis: Stanford Education Data Archive (SEDA)	SY 2008-2009 through SY2017-2018	February 2021

* Public Education is compiled using 60% Academic Performance, 20% School Climate, and 20% Service Offering.

Support of Military Families – 2021

Seymour Johnson Air Force Base, North Carolina

Education and Licensure Assessment Narrative

Public Education:

(This assessment is a comparative analysis using colors to graphically display results for all criteria and categories. The colors are assigned using percentiles, divided into thirds, to provide information about a location's relative position compared to all other Department of the Air Force installations assessed)

- Seymour Johnson AFB received an overall red rating for public education as it fell within the bottom 33 percent of all Air Force installations assessed
- The areas with the lowest relative ranking which require additional state/community support include student learning rate, suspension rate, and student to nurse ratio
- Change from 2019:** Seymour Johnson's overall education rating did not shift from 2019, however, graduation rate improved from yellow to green, student to counselor ratio shifted from green to yellow, and student to nurse ratio shifted from yellow to red

Licensure Portability:

- The State of North Carolina received an overall yellow rating for licensure portability indicating the State statutes (primarily House Bill 1053) contain barriers to licensure and certification portability for military spouses. This assessment was awarded for joining interstate compacts for Nursing and Physical Therapy occupations and providing current certification as a National Registry EMT for the EMS profession, along with providing permanent licensure with no supervisory requirements for the Law profession
- Barriers remain for Accounting, Cosmetology, Engineering, Psychology and Teaching which include a "substantial equivalency" requirements. This assessment is driven by substantial equivalence requirements that allows acceptance of another state's license if the requirements for obtaining the license are sufficiently similar to their own State's requirements and precludes acceptance if the requirements are not similar. Plus, current statute does not exclude any other occupations from licensure portability burdens
- If you have additional information or recently made changes to your State's licensure statutes, you can send the updated information to SAF.MRR.Workflow@us.af.mil for consideration and potential changes to the assessment
- Change from 2019:** State statute did improve some requirements and notifications but did not materially change licensure portability, therefore North Carolina's licensure rating did not change from the 2019 assessment

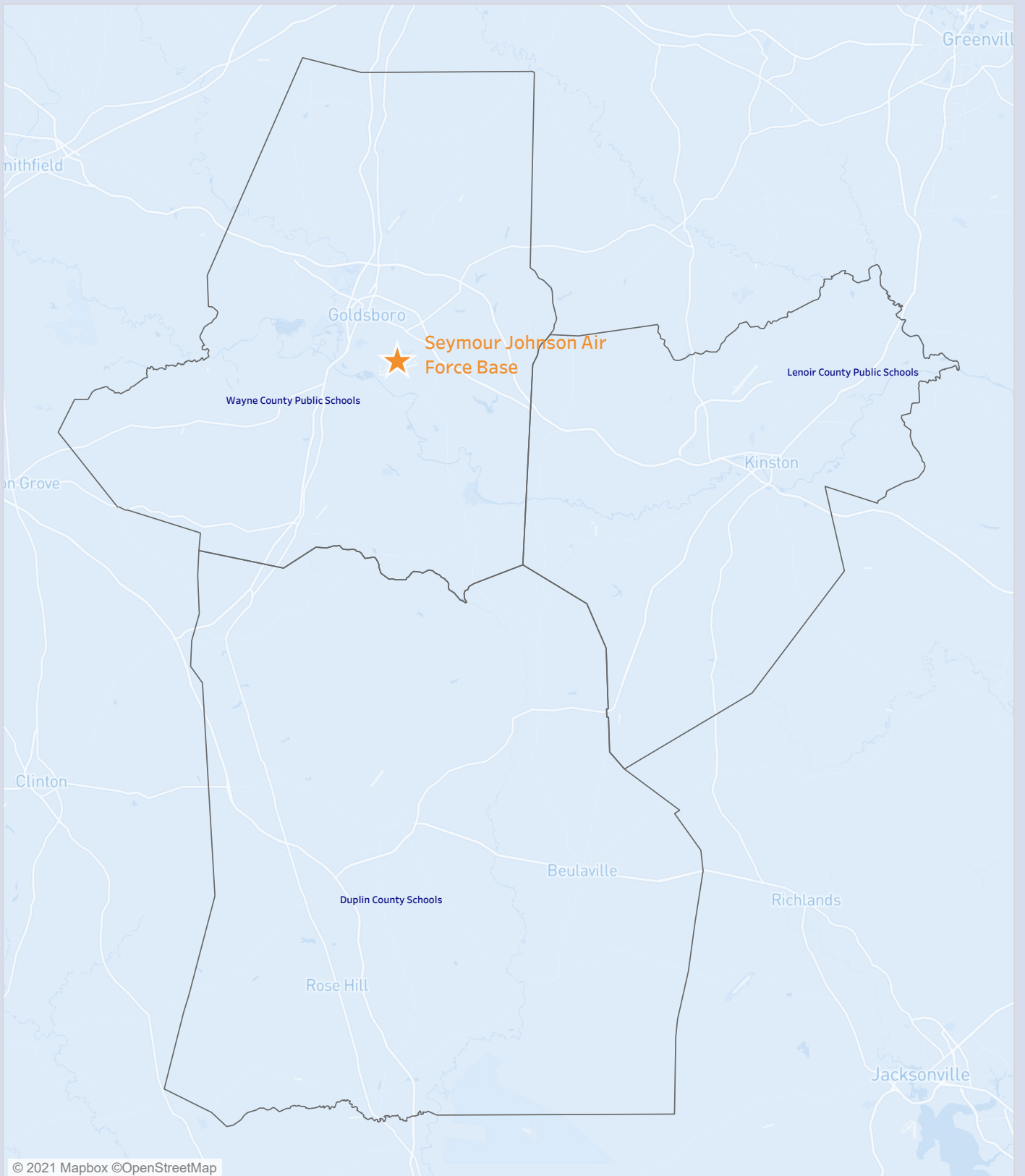
Additional notes:

- The education assessment cross references zip codes within the Military Housing Area (MHA) with zip codes of schools in the surrounding districts. Those school districts with zip codes that fall within the MHA of an installation are included in the analysis. In some locations, school district composition may have changed slightly due to the use of updated District IDs obtained from the Department of Education
- Graduation rates reflect a 4-year graduation, which was determined to be the expectation of Airmen, Guardians, and their families due to frequency of relocation
- The licensure assessment uses a checklist of licensure rules that states should have, and that they should avoid. For example, having a compact or temporary licensing rule and NOT having supervisory requirements are checklist items that lead to green. The Department of the Air Force reviewed state policies and programs intended to eliminate barriers to license portability for military spouses that were in effect as of 31 May 2021

For additional information on Education and Licensure assessment criteria, methodology and data sources, please see the Support of Military Families Background Information provided at www.af.mil under the Support to Families banner. All questions and feedback should be directed to SAF.MRR.Workflow@us.af.mil.

Seymour Johnson Air Force Base, North Carolina

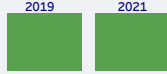
School Districts Map



Support of Military Families – 2021

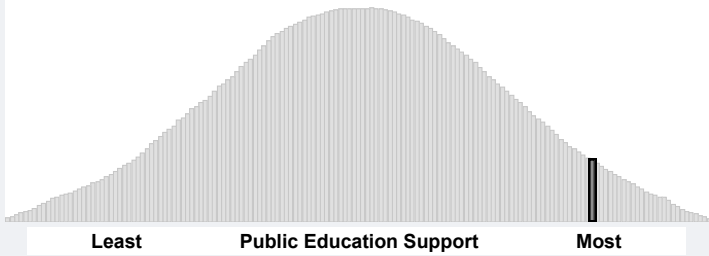
Cavalier Space Force Station, North Dakota

Public Education *

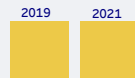


Key: ■ ≤ 33.3% < ■ < 66.7% ≤ ■ (Percentile)

Comparison of all 157 Air Force Installations



Academic Performance Criteria



Graduation Rate



Student Learning Rate



School Climate Criteria



Chronic Absenteeism Rate



Suspension Rate



Service Offering Criteria



Pre-Kindergarten Availability



Student to Counselor Ratio



Student to Mental Health Support Ratio




Student to Nurse Ratio



Student to Teacher Ratio

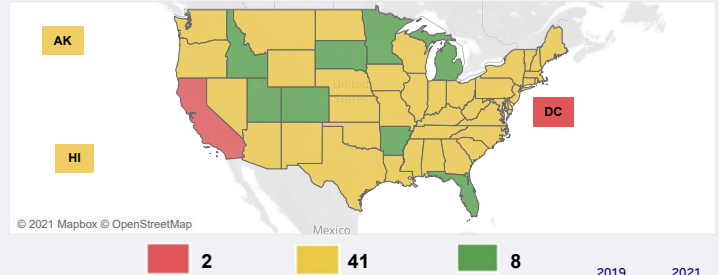


Licensure Portability

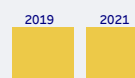


Key: ■ ≤ 1.50 < ■ < 4.00 ≤ ■ (Measure)

Licensure Portability in 50 States and DC



Accounting



Cosmetology



EMS



Engineering



Law



Nursing



Physical Therapy



Psychology



Teaching



Other Professions



Data Source	Most Recent Survey Time Period Utilized	Date Last Updated
State Laws, State Executive Orders, State Bar and Supreme Court Rules (Licensure)	Through May 2021	May 31, 2021

Data Source	Most Recent Survey Time Period Utilized	Date Last Updated
Department of Education - Civil Rights Data Collection District and School Data	SY 2017-2018	October 2020
Department of Education - EDFacts Graduation Rates (District Level and School Level)	SY 2018-2019	November 2020
Department of Education - National Center for Education Statistics Common Core of Data Public Elementary / Secondary School Universe Survey Data	SY 2019-2020	March 2021
Department of Education - National Center for Education Statistics Common Core of Data (School Search)	SY 2018-19 School Details and Enrollment Characteristics SY 2019-20 School Directory Information	April 2020 July 2020
Center for Education Policy Analysis: Stanford Education Data Archive (SEDA)	SY 2008-2009 through SY2017-2018	February 2021

* Public Education is compiled using 60% Academic Performance, 20% School Climate, and 20% Service Offering.

Areas Requiring Additional Support

Public Education

Student to Nurse



Public Education

PreK



Public Education

Graduation Rates



Licensure Language

Professions

Issue license Temporary license Caveat of active practice 2/4 years before application

Cosmetology, Psychology, Teaching



Support of Military Families – 2021

Cavalier Space Force Station, North Dakota

Education and Licensure Assessment Narrative

Public Education:

(This assessment is a comparative analysis using colors to graphically display results for all criteria and categories. The colors are assigned using percentiles, divided into thirds, to provide information about a location's relative position compared to all other Department of the Air Force installations assessed)

- Cavalier SFS received an overall green rating for public education as it fell within the top 33 percent of all Air Force installations assessed with strong overall school climate and service offering as the driving factors
- The areas with the lowest relative ranking which require additional state/community support include student to nurse ratio, pre-kindergarten availability, and graduation rate
- Change from 2019:** Cavalier's overall education rating did not shift from 2019, however, student learning rate improved from yellow to green

Licensure Portability:

- The State of North Dakota received an overall yellow rating for licensure portability indicating the State statutes (primarily NDCC, 43-51-01) contain barriers to licensure and certification portability for military spouses. This assessment was awarded for joining interstate compacts for Nursing and Physical Therapy occupations and providing current certification as a National Registry EMT for the EMS profession. Additionally, teachers can begin working immediately under transition to work, and the State provides licensure until military status change with no supervisory requirements for the Law profession
- Barriers remain for Accounting, Cosmetology, Engineering, Psychology, and Teaching which include requirements to demonstrate active practice in home state for 2 of the 4 years before application. Additionally, there are barriers for Other Occupations as the statute does not exclude any other occupations from licensure portability burdens
- If you have additional information or recently made changes to your State's licensure statutes, you can send the updated information to SAF.MRR.Workflow@us.af.mil for consideration and potential changes to the assessment
- Change from 2019:** No change from the 2019 assessment and no changes to the State's statute

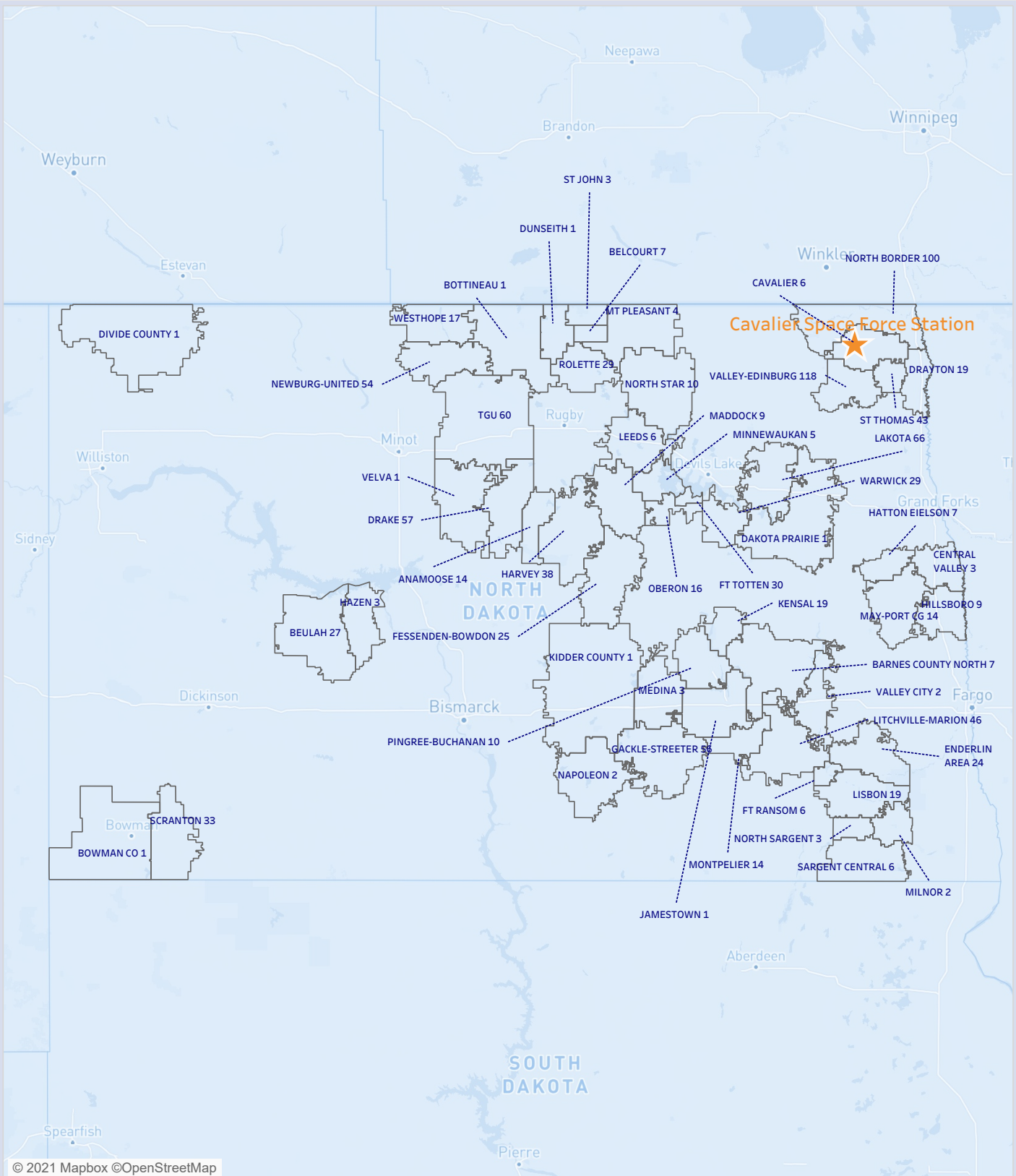
Additional notes:

- The education assessment cross references zip codes within the Military Housing Area (MHA) with zip codes of schools in the surrounding districts. Those school districts with zip codes that fall within the MHA of an installation are included in the analysis. In some locations, school district composition may have changed slightly due to the use of updated District IDs obtained from the Department of Education
- Graduation rates reflect a 4-year graduation, which was determined to be the expectation of Airmen, Guardians, and their families due to frequency of relocation
- The licensure assessment uses a checklist of licensure rules that states should have, and that they should avoid. For example, having a compact or temporary licensing rule and NOT having supervisory requirements are checklist items that lead to green. The Department of the Air Force reviewed state policies and programs intended to eliminate barriers to license portability for military spouses that were in effect as of 31 May 2021

For additional information on Education and Licensure assessment criteria, methodology and data sources, please see the Support of Military Families Background Information provided at www.af.mil under the Support to Families banner. All questions and feedback should be directed to SAF.MRR.Workflow@us.af.mil.

Cavalier Space Force Station, North Dakota


School Districts Map



Support of Military Families – 2021

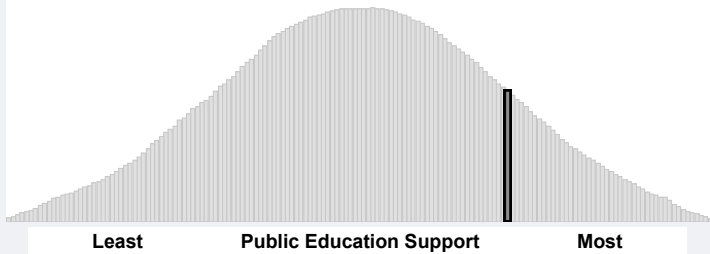
Grand Forks Air Force Base, North Dakota

Public Education *

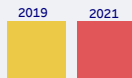


Key: ■ ≤ 33.3% < ■ < 66.7% ≤ ■ (Percentile)

Comparison of all 157 Air Force Installations



Academic Performance Criteria



Graduation Rate



Student Learning Rate



School Climate Criteria



Chronic Absenteeism Rate



Suspension Rate



Service Offering Criteria



Pre-Kindergarten Availability



Student to Counselor Ratio



Student to Mental Health Support Ratio



Student to Nurse Ratio




Student to Teacher Ratio



Data Source	Most Recent Survey Time Period Utilized	Date Last Updated
Department of Education - Civil Rights Data Collection District and School Data	SY 2017-2018	October 2020
Department of Education - EDFacts Graduation Rates (District Level and School Level)	SY 2018-2019	November 2020
Department of Education - National Center for Education Statistics Common Core of Data Public Elementary / Secondary School Universe Survey Data	SY 2019-2020	March 2021
Department of Education - National Center for Education Statistics Common Core of Data (School Search)	SY 2018-19 School Details and Enrollment Characteristics	April 2020
	SY 2019-20 School Directory Information	July 2020
Center for Education Policy Analysis: Stanford Education Data Archive (SEDA)	SY 2008-2009 through SY2017-2018	February 2021

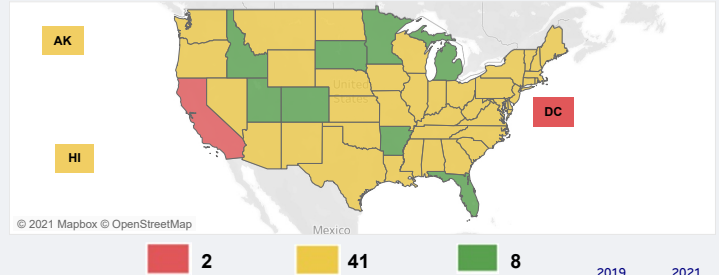
* Public Education is compiled using 60% Academic Performance, 20% School Climate, and 20% Service Offering.

Licensure Portability




Key: ■ ≤ 1.50 < ■ < 4.00 ≤ ■ (Measure)

Licensure Portability in 50 States and DC



Accounting



Cosmetology



EMS



Engineering



Law



Nursing



Physical Therapy



Psychology



Teaching



Other Professions



Data Source	Most Recent Survey Time Period Utilized	Date Last Updated
State Laws, State Executive Orders, State Bar and Supreme Court Rules (Licensure)	Through May 2021	May 31, 2021

Areas Requiring Additional Support

Public Education

PreK



Public Education

Growth Measure



Public Education

Student to Nurse



Licensure Language

Professions

Issue license Temporary license Caveat of active practice 2/4 years before application

Cosmetology, Psychology, Teaching



Support of Military Families – 2021

Grand Forks Air Force Base, North Dakota

Education and Licensure Assessment Narrative

Public Education:

(This assessment is a comparative analysis using colors to graphically display results for all criteria and categories. The colors are assigned using percentiles, divided into thirds, to provide information about a location's relative position compared to all other Department of the Air Force installations assessed)

- Grand Forks AFB received an overall green rating for public education as it fell within the top 33 percent of all Air Force installations assessed with strong school climate and service offerings
- The areas with the lowest relative ranking which require additional state/community support include pre-kindergarten availability, student learning rate, and student to nurse ratio
- Change from 2019:** Grand Forks' overall education rating did not change from 2019, however, graduation rate improved from yellow to green while student learning rate shifted from yellow to red. Additionally, overall service offering shifted from yellow to green as student to nurse ratio shifted from red to yellow and student to mental health support ratio shifted from yellow to green

Licensure Portability:

- The State of North Dakota received an overall yellow rating for licensure portability indicating the State statutes (primarily NDCC, 43-51-01) contain barriers to licensure and certification portability for military spouses. This assessment was awarded for joining interstate compacts for Nursing and Physical Therapy occupations and providing current certification as a National Registry EMT for the EMS profession. Additionally, teachers can begin working immediately under transition to work, and the State provides licensure until military status change with no supervisory requirements for the Law profession
- Barriers remain for Accounting, Cosmetology, Engineering, Psychology, and Teaching which include requirements to demonstrate active practice in home state for 2 of the 4 years before application. Additionally, there are barriers for Other Occupations as the statute does not exclude any other occupations from licensure portability burdens
- If you have additional information or recently made changes to your State's licensure statutes, you can send the updated information to SAF.MRR.Workflow@us.af.mil for consideration and potential changes to the assessment
- Change from 2019:** No change from the 2019 assessment and no changes to the State's statute

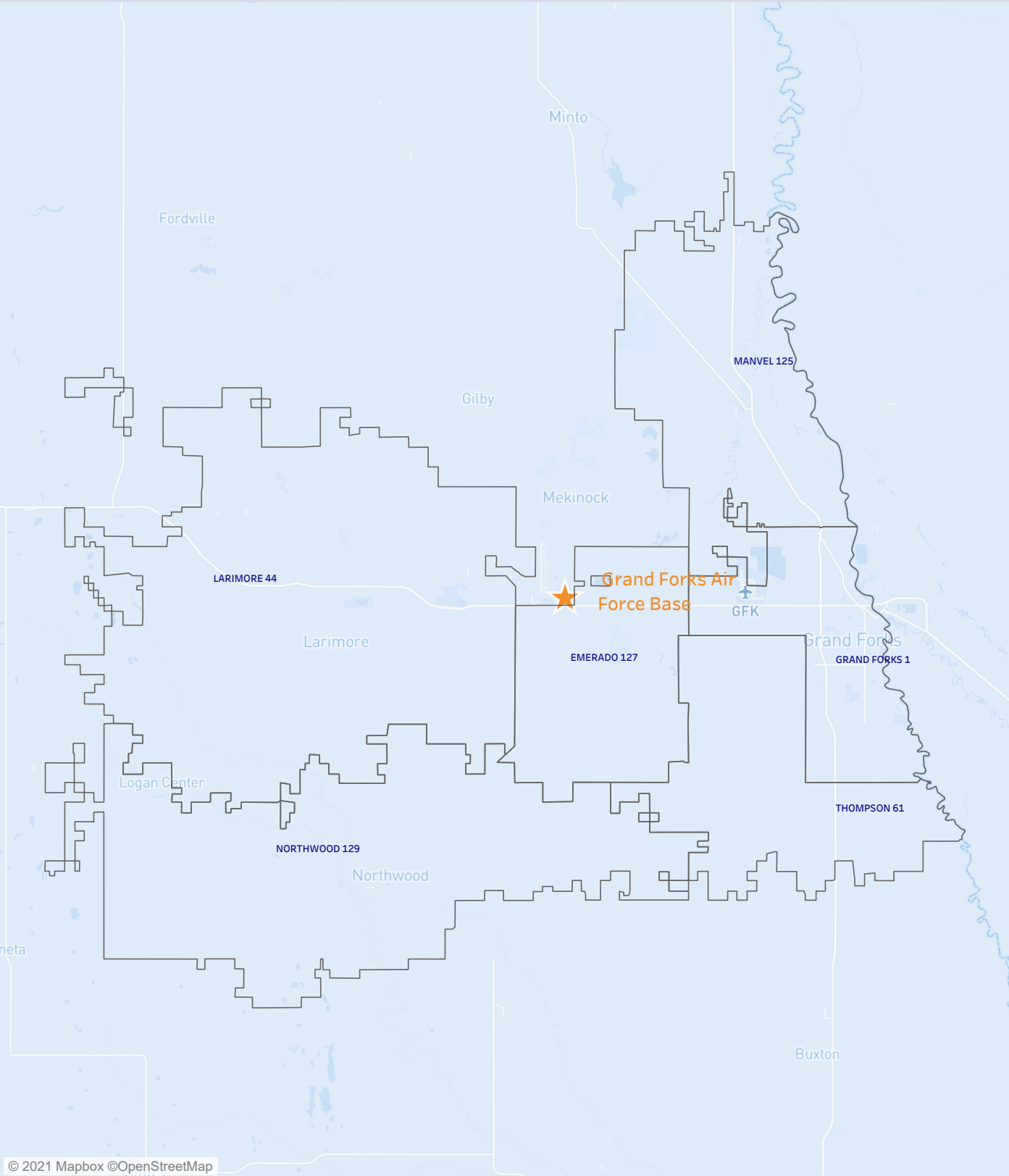
Additional notes:

- The education assessment cross references zip codes within the Military Housing Area (MHA) with zip codes of schools in the surrounding districts. Those school districts with zip codes that fall within the MHA of an installation are included in the analysis. In some locations, school district composition may have changed slightly due to the use of updated District IDs obtained from the Department of Education
- Graduation rates reflect a 4-year graduation, which was determined to be the expectation of Airmen, Guardians, and their families due to frequency of relocation
- The licensure assessment uses a checklist of licensure rules that states should have, and that they should avoid. For example, having a compact or temporary licensing rule and NOT having supervisory requirements are checklist items that lead to green. The Department of the Air Force reviewed state policies and programs intended to eliminate barriers to license portability for military spouses that were in effect as of 31 May 2021

For additional information on Education and Licensure assessment criteria, methodology and data sources, please see the Support of Military Families Background Information provided at www.af.mil under the Support to Families banner. All questions and feedback should be directed to SAF.MRR.Workflow@us.af.mil.

Grand Forks Air Force Base, North Dakota


School Districts Map



Support of Military Families – 2021

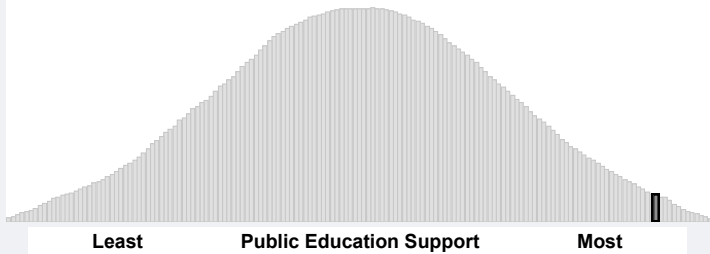
Hector Field, North Dakota

Public Education *

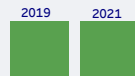


Key: ■ ≤ 33.3% < ■ < 66.7% ≤ ■ (Percentile)

Comparison of all 157 Air Force Installations



Academic Performance Criteria



Graduation Rate



Student Learning Rate



School Climate Criteria



Chronic Absenteeism Rate



Suspension Rate



Service Offering Criteria



Pre-Kindergarten Availability



Student to Counselor Ratio



Student to Mental Health Support Ratio




Student to Nurse Ratio



Student to Teacher Ratio

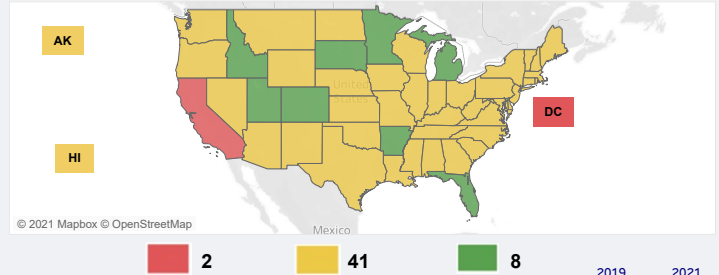


Licensure Portability

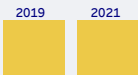


Key: ■ ≤ 1.50 < ■ < 4.00 ≤ ■ (Measure)

Licensure Portability in 50 States and DC



Accounting



Cosmetology



EMS



Engineering



Law



Nursing



Physical Therapy



Psychology



Teaching



Other Professions



Data Source	Most Recent Survey Time Period Utilized	Date Last Updated
State Laws, State Executive Orders, State Bar and Supreme Court Rules (Licensure)	Through May 2021	May 31, 2021

Data Source	Most Recent Survey Time Period Utilized	Date Last Updated
Department of Education - Civil Rights Data Collection District and School Data	SY 2017-2018	October 2020
Department of Education - EDFacts Graduation Rates (District Level and School Level)	SY 2018-2019	November 2020
Department of Education - National Center for Education Statistics Common Core of Data Public Elementary / Secondary School Universe Survey Data	SY 2019-2020	March 2021
Department of Education - National Center for Education Statistics Common Core of Data (School Search)	SY 2018-19 School Details and Enrollment Characteristics	April 2020
	SY 2019-20 School Directory Information	July 2020
Center for Education Policy Analysis: Stanford Education Data Archive (SEDA)	SY 2008-2009 through SY2017-2018	February 2021

* Public Education is compiled using 60% Academic Performance, 20% School Climate, and 20% Service Offering.

Areas Requiring Additional Support

Public Education

PreK



Public Education

Student Learning Rate



Public Education

Graduation Rates



Licensure Language

Professions

Issue license Temporary license Caveat of active practice 2/4 years before application

Cosmetology, Psychology, Teaching



Support of Military Families – 2021

Hector Field, North Dakota

Education and Licensure Assessment Narrative

Public Education:

(This assessment is a comparative analysis using colors to graphically display results for all criteria and categories. The colors are assigned using percentiles, divided into thirds, to provide information about a location's relative position compared to all other Department of the Air Force installations assessed)

- Hector Field received an overall green rating for public education as it fell within the top 33 percent of all Air Force installations assessed with strong overall academic performance and school climate as the driving factors
- The areas with the lowest relative ranking which require additional state/community support include pre-kindergarten availability, student to nurse ratio, and graduation rate
- Change from 2019:** Hector Field's overall education rating did not shift from 2019, however, overall service offering shifted from green to yellow

Licensure Portability:

- The State of North Dakota received an overall yellow rating for licensure portability indicating the State statutes (primarily NDCC, 43-51-01) contain barriers to licensure and certification portability for military spouses. This assessment was awarded for joining interstate compacts for Nursing and Physical Therapy occupations and providing current certification as a National Registry EMT for the EMS profession. Additionally, teachers can begin working immediately under transition to work, and the State provides licensure until military status change with no supervisory requirements for the Law profession
- Barriers remain for Accounting, Cosmetology, Engineering, Psychology, and Teaching which include requirements to demonstrate active practice in home state for 2 of the 4 years before application. Additionally, there are barriers for Other Occupations as the statute does not exclude any other occupations from licensure portability burdens
- If you have additional information or recently made changes to your State's licensure statutes, you can send the updated information to SAF.MRR.Workflow@us.af.mil for consideration and potential changes to the assessment
- Change from 2019:** No change from the 2019 assessment and no changes to the State's statute

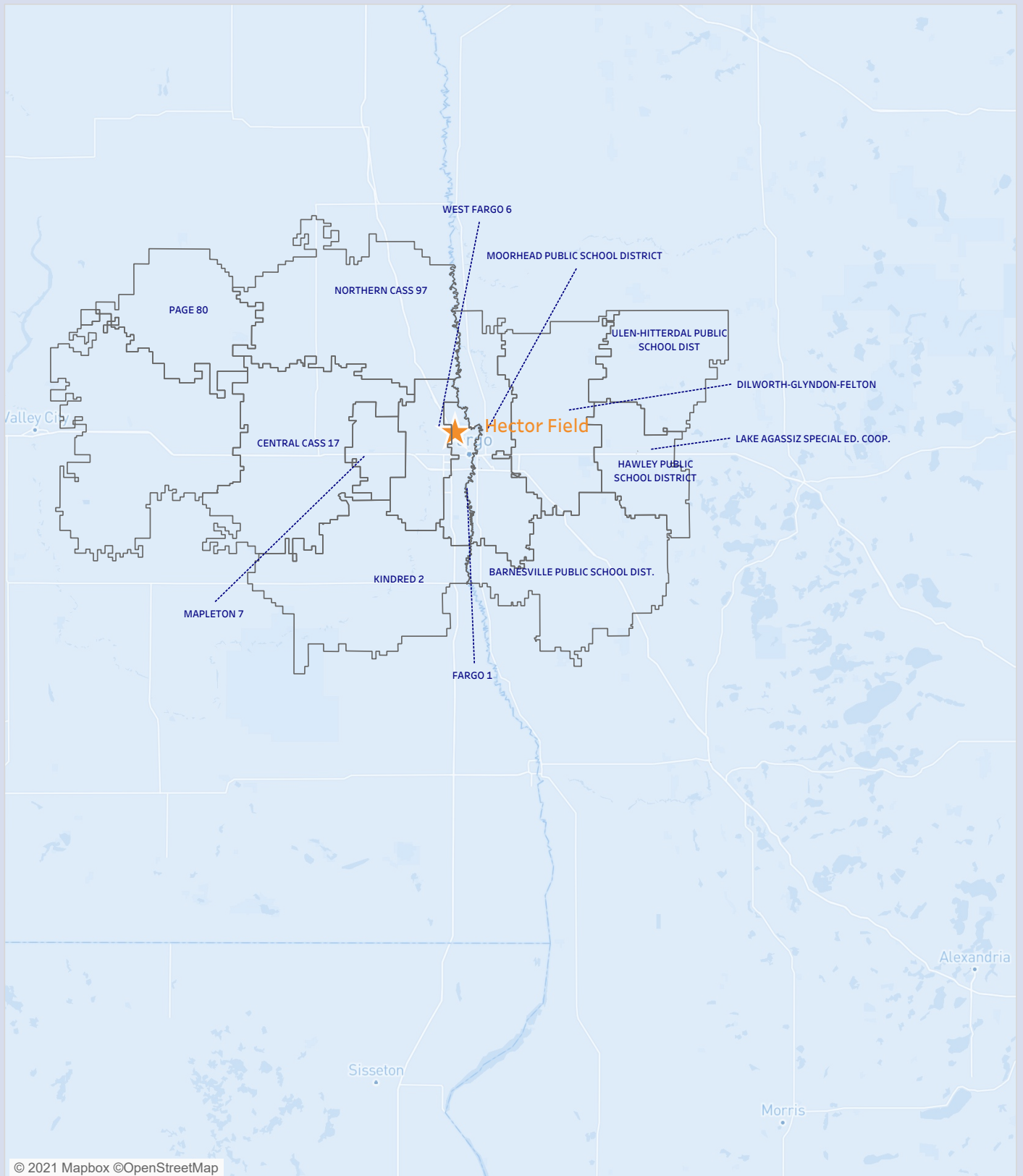
Additional notes:

- The education assessment cross references zip codes within the Military Housing Area (MHA) with zip codes of schools in the surrounding districts. Those school districts with zip codes that fall within the MHA of an installation are included in the analysis. In some locations, school district composition may have changed slightly due to the use of updated District IDs obtained from the Department of Education
- Graduation rates reflect a 4-year graduation, which was determined to be the expectation of Airmen, Guardians, and their families due to frequency of relocation
- The licensure assessment uses a checklist of licensure rules that states should have, and that they should avoid. For example, having a compact or temporary licensing rule and NOT having supervisory requirements are checklist items that lead to green. The Department of the Air Force reviewed state policies and programs intended to eliminate barriers to license portability for military spouses that were in effect as of 31 May 2021

For additional information on Education and Licensure assessment criteria, methodology and data sources, please see the Support of Military Families Background Information provided at www.af.mil under the Support to Families banner. All questions and feedback should be directed to SAF.MRR.Workflow@us.af.mil.

Hector Field, North Dakota


School Districts Map



Support of Military Families – 2021

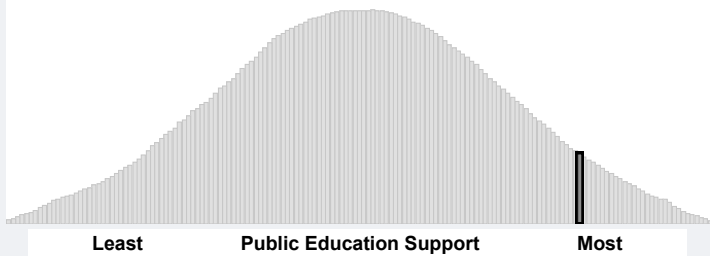
Minot Air Force Base, North Dakota

Public Education *

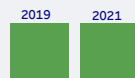


Key: ■ ≤ 33.3% < ■ < 66.7% ≤ ■ (Percentile)

Comparison of all 157 Air Force Installations



Academic Performance Criteria



Graduation Rate



Student Learning Rate



School Climate Criteria



Chronic Absenteeism Rate



Suspension Rate



Service Offering Criteria



Pre-Kindergarten Availability



Student to Counselor Ratio



Student to Mental Health Support Ratio




Student to Nurse Ratio



Student to Teacher Ratio

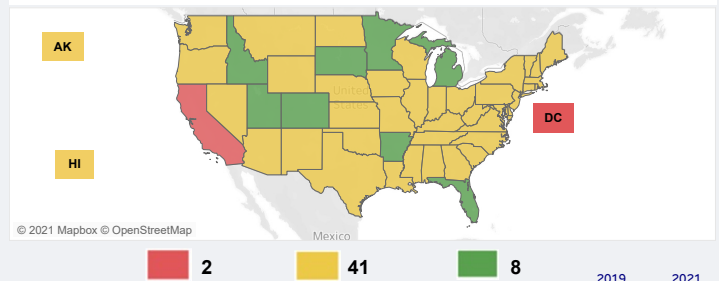


Licensure Portability

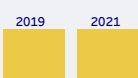


Key: ■ ≤ 1.50 < ■ < 4.00 ≤ ■ (Measure)

Licensure Portability in 50 States and DC



Accounting



Cosmetology



EMS



Engineering



Law



Nursing



Physical Therapy



Psychology



Teaching



Other Professions



Data Source	Most Recent Survey Time Period Utilized	Date Last Updated
State Laws, State Executive Orders, State Bar and Supreme Court Rules (Licensure)	Through May 2021	May 31, 2021

Data Source	Most Recent Survey Time Period Utilized	Date Last Updated
Department of Education - Civil Rights Data Collection District and School Data	SY 2017-2018	October 2020
Department of Education - EDFacts Graduation Rates (District Level and School Level)	SY 2018-2019	November 2020
Department of Education - National Center for Education Statistics Common Core of Data Public Elementary / Secondary School Universe Survey Data	SY 2019-2020	March 2021
Department of Education - National Center for Education Statistics Common Core of Data (School Search)	SY 2018-19 School Details and Enrollment Characteristics	April 2020
	SY 2019-20 School Directory Information	July 2020
Center for Education Policy Analysis: Stanford Education Data Archive (SEDA)	SY 2008-2009 through SY2017-2018	February 2021

* Public Education is compiled using 60% Academic Performance, 20% School Climate, and 20% Service Offering.

Areas Requiring Additional Support

Public Education

PreK



Public Education

Student Learning Rate



Public Education

Mental Health Support



Licensure Language

Professions

Issue license Temporary license Caveat of active practice 2/4 years before application

Cosmetology, Psychology, Teaching



Support of Military Families – 2021

Minot Air Force Base, North Dakota

Education and Licensure Assessment Narrative

Public Education:

(This assessment is a comparative analysis using colors to graphically display results for all criteria and categories. The colors are assigned using percentiles, divided into thirds, to provide information about a location's relative position compared to all other Department of the Air Force installations assessed)

- Minot AFB received an overall green rating for public education as it fell within the top 33 percent of all Air Force installations assessed with strong overall academic performance and school climate as the driving factors
- The areas with the lowest relative ranking which require additional state/community support include pre-kindergarten availability, student to nurse and student to mental health support ratios
- Change from 2019:** Minot's overall education rating did not shift from 2019, however, graduation rate shifted from green to yellow and student to mental health support ratio shifted from red to yellow

Licensure Portability:

- The State of North Dakota received an overall yellow rating for licensure portability indicating the State statutes (primarily NDCC, 43-51-01) contain barriers to licensure and certification portability for military spouses. This assessment was awarded for joining interstate compacts for Nursing and Physical Therapy occupations and providing current certification as a National Registry EMT for the EMS profession. Additionally, teachers can begin working immediately under transition to work, and the State provides licensure until military status change with no supervisory requirements for the Law profession
- Barriers remain for Accounting, Cosmetology, Engineering, Psychology, and Teaching which include requirements to demonstrate active practice in home state for 2 of the 4 years before application. Additionally, there are barriers for Other Occupations as the statute does not exclude any other occupations from licensure portability burdens
- If you have additional information or recently made changes to your State's licensure statutes, you can send the updated information to SAF.MRR.Workflow@us.af.mil for consideration and potential changes to the assessment
- Change from 2019:** No change from the 2019 assessment and no changes to the State's statute

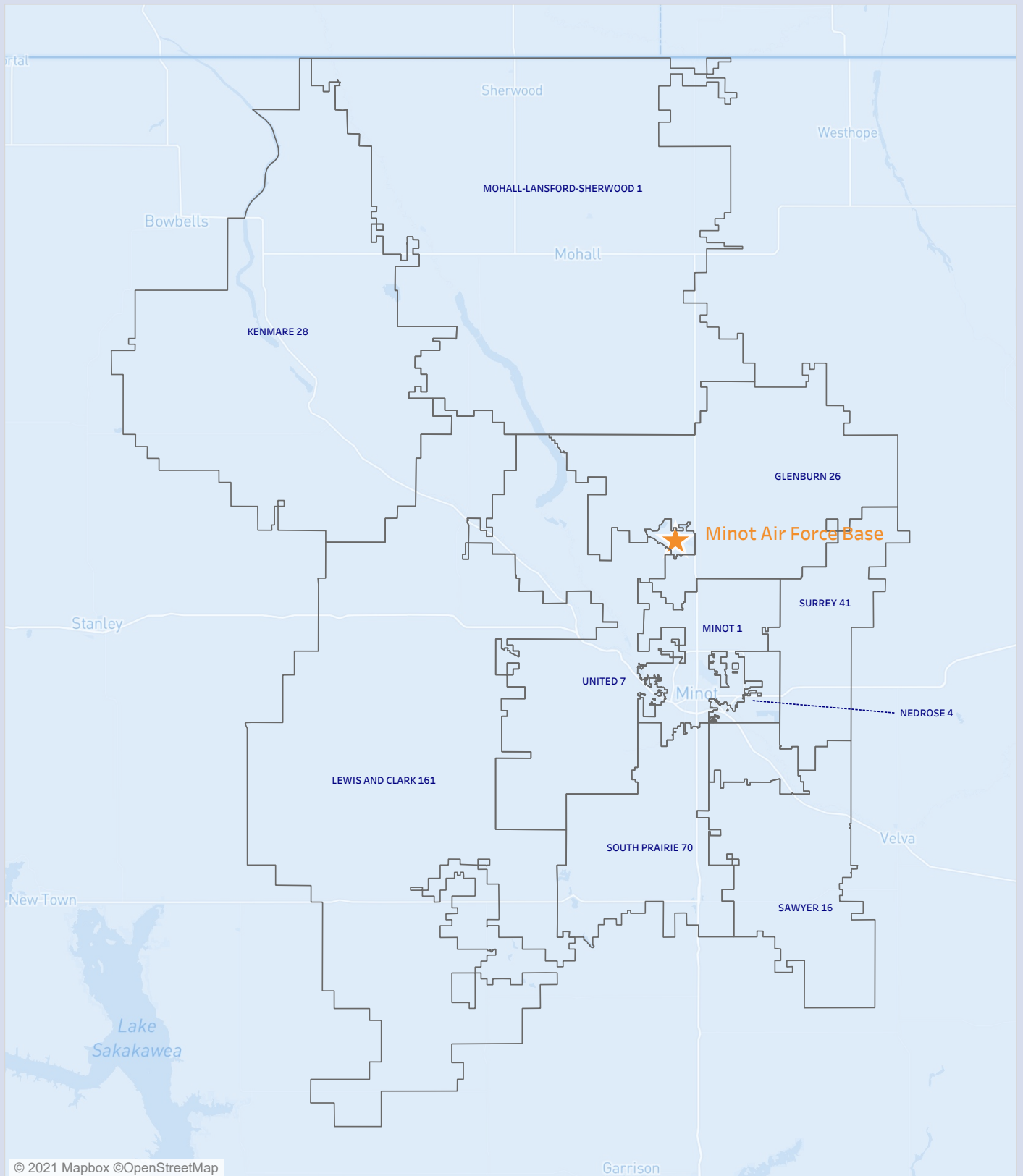
Additional notes:

- The education assessment cross references zip codes within the Military Housing Area (MHA) with zip codes of schools in the surrounding districts. Those school districts with zip codes that fall within the MHA of an installation are included in the analysis. In some locations, school district composition may have changed slightly due to the use of updated District IDs obtained from the Department of Education
- Graduation rates reflect a 4-year graduation, which was determined to be the expectation of Airmen, Guardians, and their families due to frequency of relocation
- The licensure assessment uses a checklist of licensure rules that states should have, and that they should avoid. For example, having a compact or temporary licensing rule and NOT having supervisory requirements are checklist items that lead to green. The Department of the Air Force reviewed state policies and programs intended to eliminate barriers to license portability for military spouses that were in effect as of 31 May 2021

For additional information on Education and Licensure assessment criteria, methodology and data sources, please see the Support of Military Families Background Information provided at www.af.mil under the Support to Families banner. All questions and feedback should be directed to SAF.MRR.Workflow@us.af.mil.

Minot Air Force Base, North Dakota

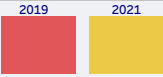
School Districts Map



Support of Military Families – 2021

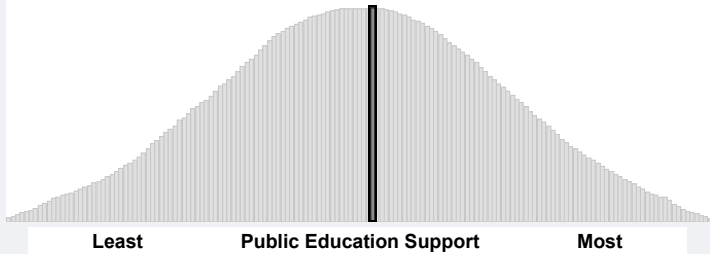
Nebraska Air National Guard Base, Nebraska

Public Education *




Key: ■ ≤ 33.3% < ■ < 66.7% ≤ ■ (Percentile)

Comparison of all 157 Air Force Installations

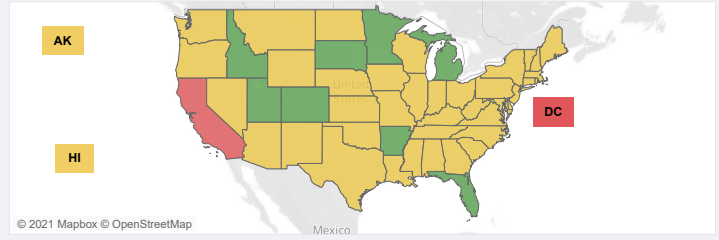


Licensure Portability

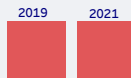


Key: ■ ≤ 1.50 < ■ < 4.00 ≤ ■ (Measure)

Licensure Portability in 50 States and DC



Academic Performance Criteria



Graduation Rate



Student Learning Rate



School Climate Criteria



Chronic Absenteeism Rate



Suspension Rate



Service Offering Criteria



Pre-Kindergarten Availability



Student to Counselor Ratio



Student to Mental Health Support Ratio



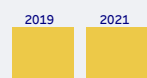
Student to Nurse Ratio



Student to Teacher Ratio



Accounting



Cosmetology



EMS



Engineering



Law



Nursing



Physical Therapy



Psychology



Teaching



Other Professions



Data Source	Most Recent Survey Time Period Utilized	Date Last Updated
State Laws, State Executive Orders, State Bar and Supreme Court Rules (Licensure)	Through May 2021	May 31, 2021

Data Source	Most Recent Survey Time Period Utilized	Date Last Updated
Department of Education - Civil Rights Data Collection District and School Data	SY 2017-2018	October 2020
Department of Education - EDFacts Graduation Rates (District Level and School Level)	SY 2018-2019	November 2020
Department of Education - National Center for Education Statistics Common Core of Data Public Elementary / Secondary School Universe Survey Data	SY 2019-2020	March 2021
Department of Education - National Center for Education Statistics Common Core of Data (School Search)	SY 2018-19 School Details and Enrollment Characteristics	April 2020
	SY 2019-20 School Directory Information	July 2020
Center for Education Policy Analysis: Stanford Education Data Archive (SEDA)	SY 2008-2009 through SY2017-2018	February 2021

* Public Education is compiled using 60% Academic Performance, 20% School Climate, and 20% Service Offering.

Areas Requiring Additional Support

Public Education

Graduation Rates



Public Education

Growth Measure



Public Education

Student to Counselor



Licensure Language

Professions

Substantial equivalency Temporary license 1 year

Accounting, Cosmetology, Engineering



Support of Military Families – 2021

Nebraska Air National Guard Base, Nebraska

Education and Licensure Assessment Narrative

Public Education:

(This assessment is a comparative analysis using colors to graphically display results for all criteria and categories. The colors are assigned using percentiles, divided into thirds, to provide information about a location's relative position compared to all other Department of the Air Force installations assessed)

- Nebraska ANGB received an overall yellow rating for public education as it fell within the middle 33 percent of all Air Force installations assessed
- The areas with the lowest relative ranking which require additional state/community support include graduation rate, student learning rate, and student to counselor ratio
- Change from 2019:** Nebraska ANGB's overall education rating shifted from red to yellow as overall service offering shifted from yellow to green. However, graduation rate shifted from yellow to red

Licensure Portability:

- The State of Nebraska received an overall yellow rating for licensure portability indicating the State statutes (Neb.Rev.St. § 38-129.01) contain barriers to licensure and certification portability for military spouses. This assessment was awarded for joining interstate compacts for Nursing, Physical Therapy, and Psychology occupations and providing current certification as a National Registry EMT for the EMS profession. Teachers can begin working immediately upon relocation to the State with a temporary license granted for transition to work. The State also provides permanent licensure with no supervisory requirements for the Law profession
- Barriers remain for Accounting, Cosmetology, and Engineering which include the requirement for applicants to have a valid and current license for at least one year. Additionally, there are barriers for Other Occupations as current statute excludes dentists, but there is a process open to all residents with substantially equivalent requirements
- If you have additional information or recently made changes to your State's licensure statutes, you can send the updated information to SAF.MRR.Workflow@us.af.mil for consideration and potential changes to the assessment
- Change from 2019:** Despite LB 390 making progress by removing the substantial equivalence requirements, the need to hold a valid credential for at least one year prevents any change from the previous assessment

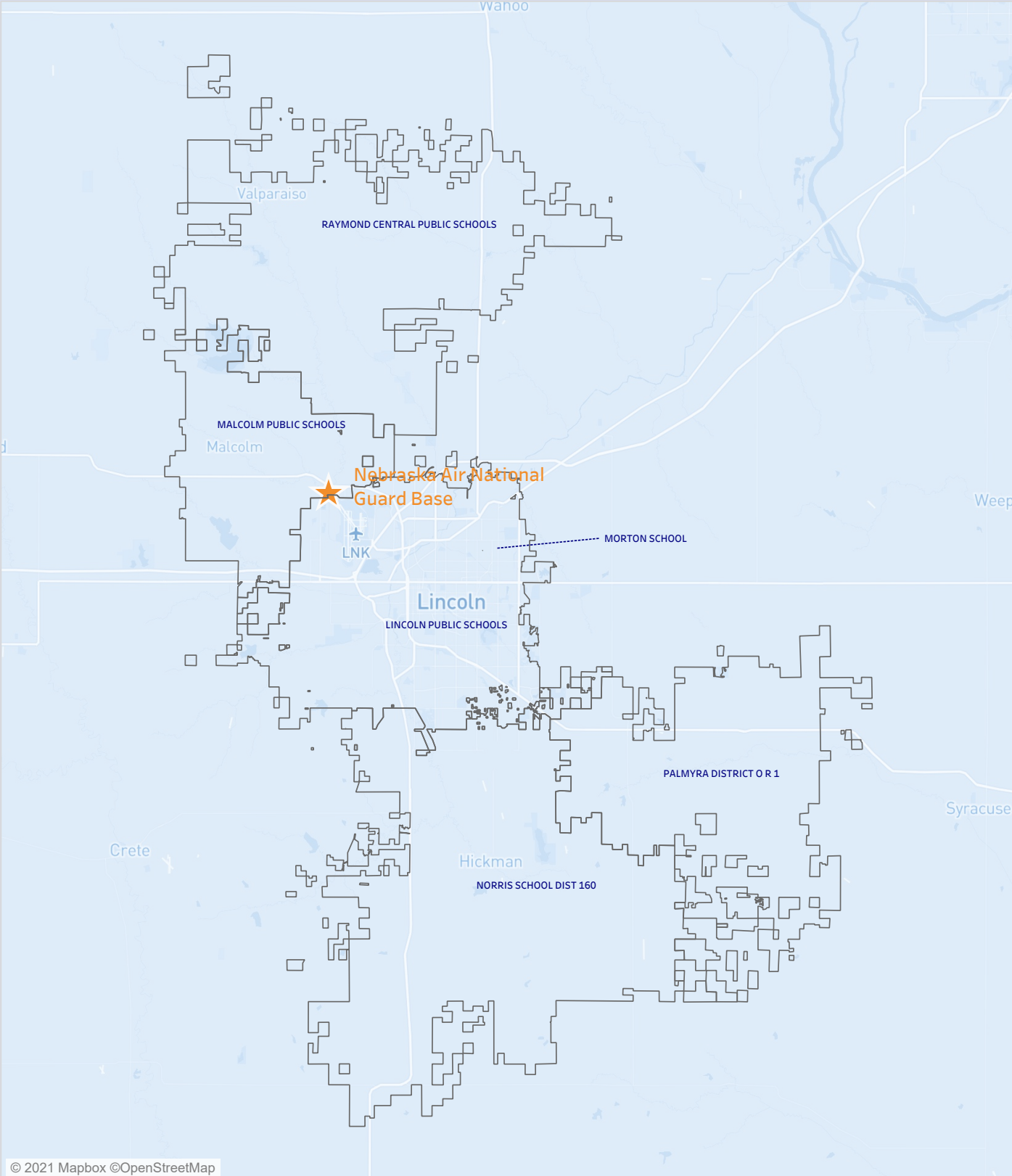
Additional notes:

- The education assessment cross references zip codes within the Military Housing Area (MHA) with zip codes of schools in the surrounding districts. Those school districts with zip codes that fall within the MHA of an installation are included in the analysis. In some locations, school district composition may have changed slightly due to the use of updated District IDs obtained from the Department of Education
- Graduation rates reflect a 4-year graduation, which was determined to be the expectation of Airmen, Guardians, and their families due to frequency of relocation
- The licensure assessment uses a checklist of licensure rules that states should have, and that they should avoid. For example, having a compact or temporary licensing rule and NOT having supervisory requirements are checklist items that lead to green. The Department of the Air Force reviewed state policies and programs intended to eliminate barriers to license portability for military spouses that were in effect as of 31 May 2021

For additional information on Education and Licensure assessment criteria, methodology and data sources, please see the Support of Military Families Background Information provided at www.af.mil under the Support to Families banner. All questions and feedback should be directed to SAF.MRR.Workflow@us.af.mil .

Nebraska Air National Guard Base, Nebraska


School Districts Map



Support of Military Families – 2021

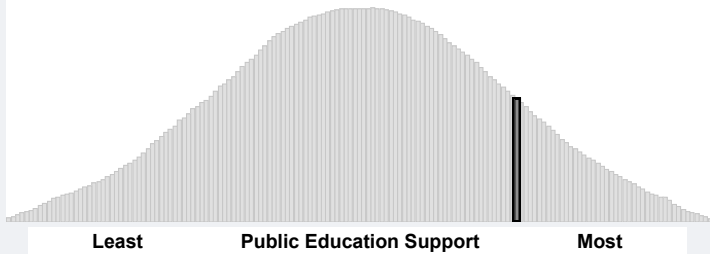
Offutt Air Force Base, Nebraska

Public Education *

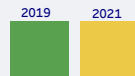


Key: ■ ≤ 33.3% < ■ < 66.7% ≤ ■ (Percentile)

Comparison of all 157 Air Force Installations



Academic Performance Criteria



Graduation Rate



Student Learning Rate



School Climate Criteria



Chronic Absenteeism Rate



Suspension Rate



Service Offering Criteria



Pre-Kindergarten Availability



Student to Counselor Ratio



Student to Mental Health Support Ratio




Student to Nurse Ratio



Student to Teacher Ratio

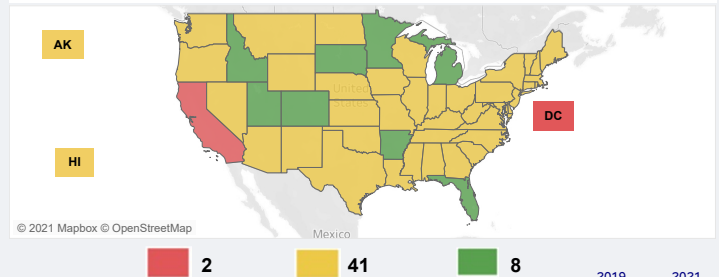


Licensure Portability

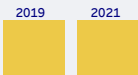


Key: ■ ≤ 1.50 < ■ < 4.00 ≤ ■ (Measure)

Licensure Portability in 50 States and DC



Accounting



Cosmetology



EMS



Engineering



Law



Nursing



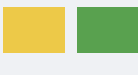
Physical Therapy



Psychology



Teaching



Other Professions



Data Source	Most Recent Survey Time Period Utilized	Date Last Updated
State Laws, State Executive Orders, State Bar and Supreme Court Rules (Licensure)	Through May 2021	May 31, 2021

Data Source	Most Recent Survey Time Period Utilized	Date Last Updated
Department of Education - Civil Rights Data Collection District and School Data	SY 2017-2018	October 2020
Department of Education - ED Facts Graduation Rates (District Level and School Level)	SY 2018-2019	November 2020
Department of Education - National Center for Education Statistics Common Core of Data Public Elementary / Secondary School Universe Survey Data	SY 2019-2020	March 2021
Department of Education - National Center for Education Statistics Common Core of Data (School Search)	SY 2018-19 School Details and Enrollment Characteristics SY 2019-20 School Directory Information	April 2020 July 2020
Center for Education Policy Analysis: Stanford Education Data Archive (SEDA)	SY 2008-2009 through SY2017-2018	February 2021

* Public Education is compiled using 60% Academic Performance, 20% School Climate, and 20% Service Offering.

Areas Requiring Additional Support

Public Education

Student to Nurse



Public Education

Suspension Rate



Public Education

Student to Counselor



Licensure Language

Professions

Substantial equivalency Temporary license 1 year

Accounting, Cosmetology, Engineering



Support of Military Families – 2021

Offutt Air Force Base, Nebraska

Education and Licensure Assessment Narrative

Public Education:

(This assessment is a comparative analysis using colors to graphically display results for all criteria and categories. The colors are assigned using percentiles, divided into thirds, to provide information about a location's relative position compared to all other Department of the Air Force installations assessed)

- Offutt AFB received an overall green rating for public education as it fell within the top 33 percent of all Air Force installations assessed with strong overall school climate as the driving factor
- The areas with the lowest relative ranking which require additional state/community support include student to nurse ratio, suspension rate, and student to counselor ratio
- Change from 2019:** Offutt's overall education rating did not shift from 2019, however, overall academic performance and service offering shifted from green to yellow

Licensure Portability:

- The State of Nebraska received an overall yellow rating for licensure portability indicating the State statutes (Neb.Rev.St. § 38-129.01) contain barriers to licensure and certification portability for military spouses. This assessment was awarded for joining interstate compacts for Nursing, Physical Therapy, and Psychology occupations and providing current certification as a National Registry EMT for the EMS profession. Teachers can begin working immediately upon relocation to the State with a temporary license granted for transition to work. The State also provides permanent licensure with no supervisory requirements for the Law profession
- Barriers remain for Accounting, Cosmetology, and Engineering which include the requirement for applicants to have a valid and current license for at least one year. Additionally, there are barriers for Other Occupations as current statute excludes dentists, but there is a process open to all residents with substantially equivalent requirements
- If you have additional information or recently made changes to your State's licensure statutes, you can send the updated information to SAF.MRR.Workflow@us.af.mil for consideration and potential changes to the assessment
- Change from 2019:** Despite LB 390 making progress by removing the substantial equivalence requirements, the need to hold a valid credential for at least one year prevents any change from the previous assessment

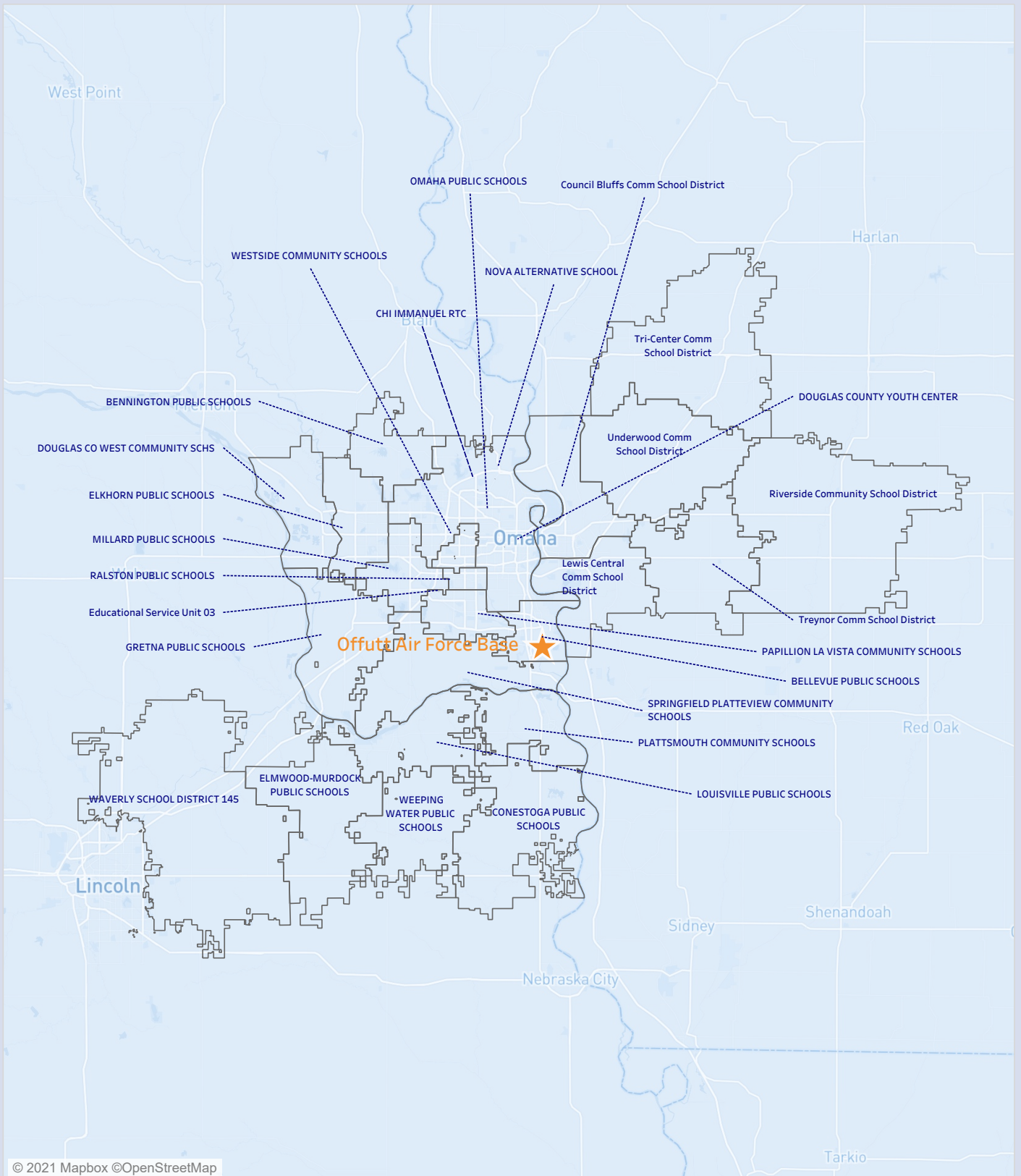
Additional notes:

- The education assessment cross references zip codes within the Military Housing Area (MHA) with zip codes of schools in the surrounding districts. Those school districts with zip codes that fall within the MHA of an installation are included in the analysis. In some locations, school district composition may have changed slightly due to the use of updated District IDs obtained from the Department of Education
- Graduation rates reflect a 4-year graduation, which was determined to be the expectation of Airmen, Guardians, and their families due to frequency of relocation
- The licensure assessment uses a checklist of licensure rules that states should have, and that they should avoid. For example, having a compact or temporary licensing rule and NOT having supervisory requirements are checklist items that lead to green. The Department of the Air Force reviewed state policies and programs intended to eliminate barriers to license portability for military spouses that were in effect as of 31 May 2021

For additional information on Education and Licensure assessment criteria, methodology and data sources, please see the Support of Military Families Background Information provided at www.af.mil under the Support to Families banner. All questions and feedback should be directed to SAF.MRR.Workflow@us.af.mil.

Offutt Air Force Base, Nebraska

School Districts Map



Support of Military Families – 2021

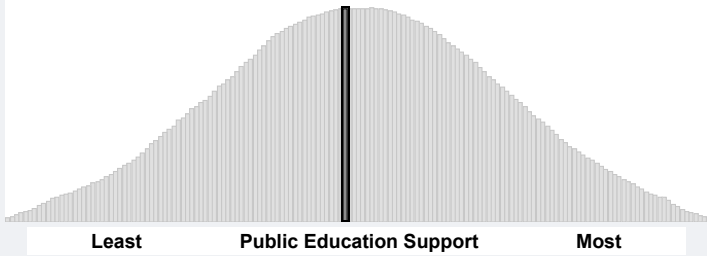
New Boston Space Force Station, New Hampshire

Public Education *

2021

Key: ■ ≤ 33.3% < ■ < 66.7% ≤ ■ (Percentile)

Comparison of all 157 Air Force Installations



Academic Performance Criteria

2021

Graduation Rate ■

Student Learning Rate ■

School Climate Criteria

Chronic Absenteeism Rate ■

Suspension Rate ■

Service Offering Criteria

Pre-Kindergarten Availability ■

Student to Counselor Ratio ■

Student to Mental Health Support Ratio ■

Student to Nurse Ratio ■

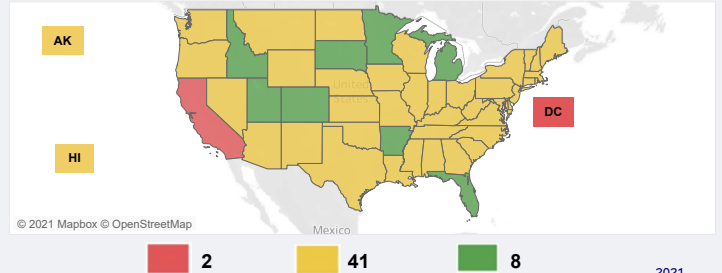
Student to Teacher Ratio ■

Licensure Portability

2021

Key: ■ ≤ 1.50 < ■ < 4.00 ≤ ■ (Measure)

Licensure Portability in 50 States and DC



Accounting ■

Cosmetology ■

EMS ■

Engineering ■

Law ■

Nursing ■

Physical Therapy ■

Psychology ■

Teaching ■

Other Professions ■

Data Source	Most Recent Survey Time Period Utilized	Date Last Updated
State Laws, State Executive Orders, State Bar and Supreme Court Rules (Licensure)	Through May 2021	May 31, 2021

Data Source	Most Recent Survey Time Period Utilized	Date Last Updated
Department of Education - Civil Rights Data Collection District and School Data	SY 2017-2018	October 2020
Department of Education - EDfacts Graduation Rates (District Level and School Level)	SY 2018-2019	November 2020
Department of Education - National Center for Education Statistics Common Core of Data Public Elementary / Secondary School Universe Survey Data	SY 2019-2020	March 2021
Department of Education - National Center for Education Statistics Common Core of Data (School Search)	SY 2018-19 School Details and Enrollment Characteristics SY 2019-20 School Directory Information	April 2020 July 2020
Center for Education Policy Analysis: Stanford Education Data Archive (SEDA)	SY 2008-2009 through SY2017-2018	February 2021

* Public Education is compiled using 60% Academic Performance, 20% School Climate, and 20% Service Offering.

Areas Requiring Additional Support

Public Education

Growth Measure ■

Public Education

Chronic Absenteeism ■

Public Education

Graduation Rates ■

Licensure Language

Professions

Substantial equivalency Temporary license

Accounting, Cosmetology, Engineering, Psychology, Teaching ■

Support of Military Families – 2021

New Boston Space Force Station, New Hampshire

Education and Licensure Assessment Narrative

Public Education:

(This assessment is a comparative analysis using colors to graphically display results for all criteria and categories. The colors are assigned using percentiles, divided into thirds, to provide information about a location's relative position compared to all other Department of the Air Force installations assessed)

- New Boston SFS received an overall yellow rating for public education as it fell within the middle 33 percent of all Air Force installations assessed
- The areas with the lowest relative ranking which require additional state/community support include student learning rate, chronic absenteeism rate, and graduation rate
- Change from 2019:** N/A. New Boston was not included in the 2019 assessment

Licensure Portability:

- The State of New Hampshire received an overall yellow rating for licensure portability indicating the State statutes (primarily N.H. Rev. Stat. § 332-G:7) contain barriers to licensure and certification portability for military spouses. This assessment was awarded for joining interstate compacts for Nursing, Physical Therapy, and Psychology occupations and providing current certification as a National Registry EMT for the EMS profession
- Barriers remain for Accounting, Cosmetology, Engineering and Teaching which include “substantial equivalency” requirements. This allows acceptance of another state's license if the requirements for obtaining the license are sufficiently similar to their own State's requirements and precludes acceptance if the requirements are not similar. Additionally, there are barriers for Other Occupations as the statute does not exclude any other occupations from licensure portability burdens.
- If you have additional information or recently made changes to your State's licensure statutes, you can send the updated information to SAF.MRR.Workflow@us.af.mil for consideration and potential changes to the assessment
- Change from 2019:** Despite improving admission by motion without examination for lawyers, there was no change from the overall 2019 assessment and no changes to the State's general licensure statute

Additional notes:


- The education assessment cross references zip codes within the Military Housing Area (MHA) with zip codes of schools in the surrounding districts. Those school districts with zip codes that fall within the MHA of an installation are included in the analysis. In some locations, school district composition may have changed slightly due to the use of updated District IDs obtained from the Department of Education
- Graduation rates reflect a 4-year graduation, which was determined to be the expectation of Airmen, Guardians, and their families due to frequency of relocation
- The licensure assessment uses a checklist of licensure rules that states should have, and that they should avoid. For example, having a compact or temporary licensing rule and NOT having supervisory requirements are checklist items that lead to green. The Department of the Air Force reviewed state policies and programs intended to eliminate barriers to license portability for military spouses that were in effect as of 31 May 2021

For additional information on Education and Licensure assessment criteria, methodology and data sources, please see the Support of Military Families Background Information provided at www.af.mil under the Support to Families banner. All questions and feedback should be directed to SAF.MRR.Workflow@us.af.mil.

Support of Military Families – 2021

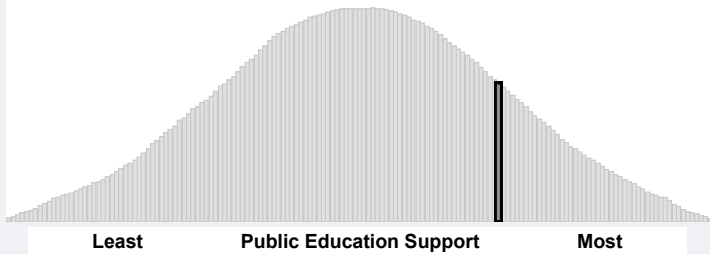
Pease Air National Guard Base, New Hampshire

Public Education *




Key: ■ ≤ 33.3% < ■ < 66.7% ≤ ■ (Percentile)

Comparison of all 157 Air Force Installations

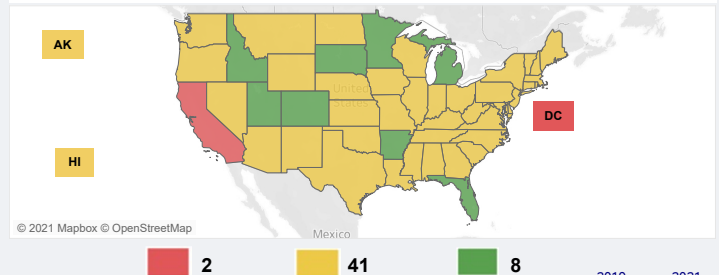


Licensure Portability




Key: ■ ≤ 1.50 < ■ < 4.00 ≤ ■ (Measure)

Licensure Portability in 50 States and DC



Accounting



Cosmetology



EMS



Engineering



Law



Nursing



Physical Therapy



Psychology



Teaching

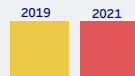


Other Professions



Data Source	Most Recent Survey Time Period Utilized	Date Last Updated
State Laws, State Executive Orders, State Bar and Supreme Court Rules (Licensure)	Through May 2021	May 31, 2021

Academic Performance Criteria



Graduation Rate



Student Learning Rate



School Climate Criteria



Chronic Absenteeism Rate




Suspension Rate



Service Offering Criteria



Pre-Kindergarten Availability



Student to Counselor Ratio



Student to Mental Health Support Ratio



Student to Nurse Ratio



Student to Teacher Ratio



Data Source	Most Recent Survey Time Period Utilized	Date Last Updated
Department of Education - Civil Rights Data Collection District and School Data	SY 2017-2018	October 2020
Department of Education - EDFacts Graduation Rates (District Level and School Level)	SY 2018-2019	November 2020
Department of Education - National Center for Education Statistics Common Core of Data Public Elementary / Secondary School Universe Survey Data	SY 2019-2020	March 2021
Department of Education - National Center for Education Statistics Common Core of Data (School Search)	SY 2018-19 School Details and Enrollment Characteristics SY 2019-20 School Directory Information	April 2020 July 2020
Center for Education Policy Analysis: Stanford Education Data Archive (SEDA)	SY 2008-2009 through SY2017-2018	February 2021

* Public Education is compiled using 60% Academic Performance, 20% School Climate, and 20% Service Offering.

Areas Requiring Additional Support

Public Education

PreK



Public Education

Growth Measure



Public Education

Chronic Absenteeism



Licensure Language

Professions

Substantial equivalency Issue license

Accounting, Cosmetology, Engineering, Psychology, Teaching



Support of Military Families – 2021

Pease Air National Guard Base, New Hampshire

Education and Licensure Assessment Narrative

Public Education:

(This assessment is a comparative analysis using colors to graphically display results for all criteria and categories. The colors are assigned using percentiles, divided into thirds, to provide information about a location's relative position compared to all other Department of the Air Force installations assessed)

- Pease ANGB received an overall green rating for public education as it fell within the top 33 percent of all Air Force installations assessed with strong overall school climate and service offerings as the driving factors
- The areas with the lowest relative ranking which require additional state/community support include pre-kindergarten availability, student learning rate, and chronic absenteeism rate
- Change from 2019:** Pease's overall education rating did not change from 2019, however, overall academic performance shifted from yellow to red

Licensure Portability:

- The State of New Hampshire received an overall yellow rating for licensure portability indicating the State statutes (primarily N.H. Rev. Stat. § 332-G:7) contain barriers to licensure and certification portability for military spouses. This assessment was awarded for joining interstate compacts for Nursing, Physical Therapy, and Psychology occupations and providing current certification as a National Registry EMT for the EMS profession
- Barriers remain for Accounting, Cosmetology, Engineering and Teaching which include "substantial equivalency" requirements. This allows acceptance of another state's license if the requirements for obtaining the license are sufficiently similar to their own State's requirements and precludes acceptance if the requirements are not similar. Additionally, there are barriers for Other Occupations as the statute does not exclude any other occupations from licensure portability burdens.
- If you have additional information or recently made changes to your State's licensure statutes, you can send the updated information to SAF.MRR.Workflow@us.af.mil for consideration and potential changes to the assessment
- Change from 2019:** Despite improving admission by motion without examination for lawyers, there was no change from the overall 2019 assessment and no changes to the State's general licensure statute

Additional notes:

- The education assessment cross references zip codes within the Military Housing Area (MHA) with zip codes of schools in the surrounding districts. Those school districts with zip codes that fall within the MHA of an installation are included in the analysis. In some locations, school district composition may have changed slightly due to the use of updated District IDs obtained from the Department of Education
- Graduation rates reflect a 4-year graduation, which was determined to be the expectation of Airmen, Guardians, and their families due to frequency of relocation
- The licensure assessment uses a checklist of licensure rules that states should have, and that they should avoid. For example, having a compact or temporary licensing rule and NOT having supervisory requirements are checklist items that lead to green. The Department of the Air Force reviewed state policies and programs intended to eliminate barriers to license portability for military spouses that were in effect as of 31 May 2021

For additional information on Education and Licensure assessment criteria, methodology and data sources, please see the Support of Military Families Background Information provided at www.af.mil under the Support to Families banner. All questions and feedback should be directed to SAF.MRR.Workflow@us.af.mil .

Pease Air National Guard Base, New Hampshire


School Districts Map



Support of Military Families – 2021

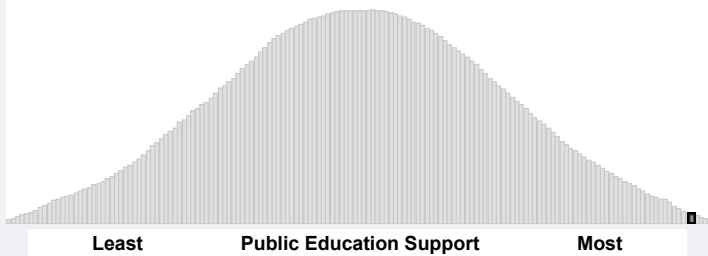
Atlantic City Air National Guard Base, New Jersey

Public Education *

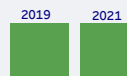


Key: ■ ≤ 33.3% < ■ < 66.7% ≤ ■ (Percentile)

Comparison of all 157 Air Force Installations



Academic Performance Criteria



Graduation Rate



Student Learning Rate



School Climate Criteria



Chronic Absenteeism Rate



Suspension Rate



Service Offering Criteria



Pre-Kindergarten Availability



Student to Counselor Ratio



Student to Mental Health Support Ratio



Student to Nurse Ratio




Student to Teacher Ratio



Data Source	Most Recent Survey Time Period Utilized	Date Last Updated
Department of Education - Civil Rights Data Collection District and School Data	SY 2017-2018	October 2020
Department of Education - ED Facts Graduation Rates (District Level and School Level)	SY 2018-2019	November 2020
Department of Education - National Center for Education Statistics Common Core of Data Public Elementary / Secondary School Universe Survey Data	SY 2019-2020	March 2021
Department of Education - National Center for Education Statistics Common Core of Data (School Search)	SY 2018-19 School Details and Enrollment Characteristics	April 2020
	SY 2019-20 School Directory Information	July 2020
Center for Education Policy Analysis: Stanford Education Data Archive (SEDA)	SY 2008-2009 through SY2017-2018	February 2021

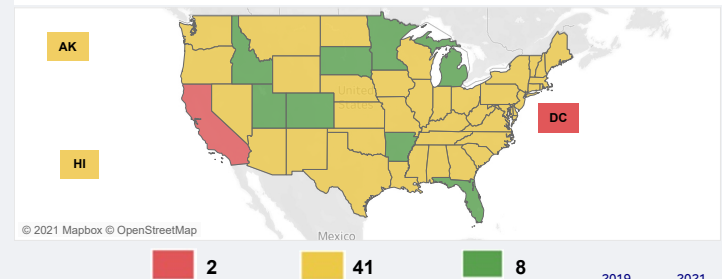
* Public Education is compiled using 60% Academic Performance, 20% School Climate, and 20% Service Offering.

Licensure Portability

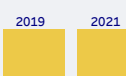


Key: ■ ≤ 1.50 < ■ < 4.00 ≤ ■ (Measure)

Licensure Portability in 50 States and DC



Accounting



Cosmetology



EMS



Engineering



Law



Nursing



Physical Therapy



Psychology



Teaching



Other Professions



Data Source	Most Recent Survey Time Period Utilized	Date Last Updated
State Laws, State Executive Orders, State Bar and Supreme Court Rules (Licensure)	Through May 2021	May 31, 2021

Areas Requiring Additional Support

Public Education

Suspension Rate



Public Education

Graduation Rates



Public Education

PreK



Licensure Language

Professions

Many caveats for temp license Issue license for by endorsement or reciprocity

Accounting, Cosmetology, Engineering, Teaching, Nursing, Psychology



Support of Military Families – 2021

Atlantic City Air National Guard Base, New Jersey

Education and Licensure Assessment Narrative

Public Education:

(This assessment is a comparative analysis using colors to graphically display results for all criteria and categories. The colors are assigned using percentiles, divided into thirds, to provide information about a location's relative position compared to all other Department of the Air Force installations assessed)

- Atlantic City ANGB received an overall green rating for public education as it fell within the top 33 percent of all Air Force installations assessed with strong overall academic performance and service offering as the driving factors
- The areas with the lowest relative ranking which require additional state/community support include suspension rate, graduation rate, and pre-kindergarten availability
- Change from 2019:** Atlantic City's overall education rating did not change from 2019

Licensure Portability:

- The State of New Jersey received an overall yellow rating for licensure portability indicating the State statutes (primarily N.J.S.A. 45:1-15.5) contain barriers to licensure and certification portability for military spouses. This assessment was awarded for partial implementation of a Nursing compact, pending active legislation for EMS and Psychology compacts. The State also provides permanent licensure with no supervisory requirements for the Law profession
- Barriers remain for all occupations as they include several caveats to obtaining a temporary license. Additionally, there are barriers for Other Occupations as statute does not exclude any other occupations from licensure portability burdens
- Although New Jersey has enacted legislation to join the Physical Therapy Compact, as of the time of this assessment, the compact benefits are not yet provided to military spouses as additional requirements need to be met in order for New Jersey to fully receive all of the compact privileges
- If you have additional information or recently made changes to your State's licensure statutes, you can send the updated information to SAF.MRR.Workflow@us.af.mil for consideration and potential changes to the assessment
- Change from 2019:** Although State actions have helped make the licensure transition process smoother for military spouses, there was no change from the 2019 assessment and no changes to the State's statute

Additional notes:

- The education assessment cross references zip codes within the Military Housing Area (MHA) with zip codes of schools in the surrounding districts. Those school districts with zip codes that fall within the MHA of an installation are included in the analysis. In some locations, school district composition may have changed slightly due to the use of updated District IDs obtained from the Department of Education
- Graduation rates reflect a 4-year graduation, which was determined to be the expectation of Airmen, Guardians, and their families due to frequency of relocation
- The licensure assessment uses a checklist of licensure rules that states should have, and that they should avoid. For example, having a compact or temporary licensing rule and NOT having supervisory requirements are checklist items that lead to green. The Department of the Air Force reviewed state policies and programs intended to eliminate barriers to license portability for military spouses that were in effect as of 31 May 2021

For additional information on Education and Licensure assessment criteria, methodology and data sources, please see the Support of Military Families Background Information provided at www.af.mil under the Support to Families banner. All questions and feedback should be directed to SAF.MRR.Workflow@us.af.mil .

Atlantic City Air National Guard Base, New Jersey

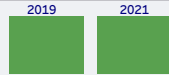
School Districts Map



Support of Military Families – 2021

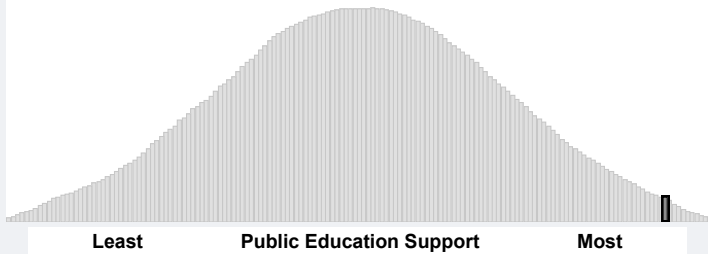
Joint Base McGuire-Dix-Lakehurst, New Jersey

Public Education *

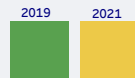


Key: ■ ≤ 33.3% < ■ < 66.7% ≤ ■ (Percentile)

Comparison of all 157 Air Force Installations



Academic Performance Criteria



Graduation Rate



Student Learning Rate



School Climate Criteria



Chronic Absenteeism Rate



Suspension Rate



Service Offering Criteria



Pre-Kindergarten Availability



Student to Counselor Ratio



Student to Mental Health Support Ratio



Student to Nurse Ratio




Student to Teacher Ratio



Data Source	Most Recent Survey Time Period Utilized	Date Last Updated
Department of Education - Civil Rights Data Collection District and School Data	SY 2017-2018	October 2020
Department of Education - EDfacts Graduation Rates (District Level and School Level)	SY 2018-2019	November 2020
Department of Education - National Center for Education Statistics Common Core of Data Public Elementary / Secondary School Universe Survey Data	SY 2019-2020	March 2021
Department of Education - National Center for Education Statistics Common Core of Data (School Search)	SY 2018-19 School Details and Enrollment Characteristics	April 2020
	SY 2019-20 School Directory Information	July 2020
Center for Education Policy Analysis: Stanford Education Data Archive (SEDA)	SY 2008-2009 through SY2017-2018	February 2021

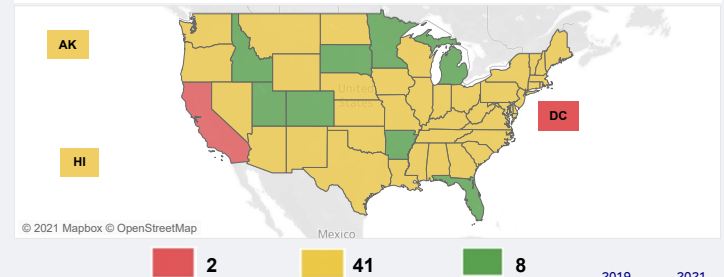
* Public Education is compiled using 60% Academic Performance, 20% School Climate, and 20% Service Offering.

Licensure Portability




Key: ■ ≤ 1.50 < ■ < 4.00 ≤ ■ (Measure)

Licensure Portability in 50 States and DC



Accounting



Cosmetology



EMS



Engineering



Law



Nursing



Physical Therapy



Psychology



Teaching



Other Professions



Data Source	Most Recent Survey Time Period Utilized	Date Last Updated
State Laws, State Executive Orders, State Bar and Supreme Court Rules (Licensure)	Through May 2021	May 31, 2021

Areas Requiring Additional Support

Public Education

Growth Measure



Public Education

PreK



Public Education

Chronic Absenteeism



Licensure Language

Professions

Many caveats for temp license Issue license for by endorsement or reciprocity

Accounting, Cosmetology, Engineering, Teaching, Nursing, Psychology



Support of Military Families – 2021

Joint Base McGuire-Dix-Lakehurst, New Jersey

Education and Licensure Assessment Narrative

Public Education:

(This assessment is a comparative analysis using colors to graphically display results for all criteria and categories. The colors are assigned using percentiles, divided into thirds, to provide information about a location's relative position compared to all other Department of the Air Force installations assessed)

- JBMDL received an overall green rating for public education as it fell within the top 33 percent of all Air Force installations assessed with strong overall school climate and service offering as the driving factors
- The areas with the lowest relative ranking which require additional state/community support include student learning rate, pre-kindergarten availability, and chronic absenteeism rate
- Change from 2019:** JBMDL's overall education rating did not shift from 2019, however, overall academic performance shifted from green to yellow as did pre-kindergarten availability

Licensure Portability:

- The State of New Jersey received an overall yellow rating for licensure portability indicating the State statutes (primarily N.J.S.A. 45:1-15.5) contain barriers to licensure and certification portability for military spouses. This assessment was awarded for partial implementation of a Nursing compact, pending active legislation for EMS and Psychology compacts. The State also provides permanent licensure with no supervisory requirements for the Law profession
- Barriers remain for all occupations as they include several caveats to obtaining a temporary license. Additionally, there are barriers for Other Occupations as statute does not exclude any other occupations from licensure portability burdens
- Although New Jersey has enacted legislation to join the Physical Therapy Compact, as of the time of this assessment, the compact benefits are not yet provided to military spouses as additional requirements need to be met in order for New Jersey to fully receive all of the compact privileges
- If you have additional information or recently made changes to your State's licensure statutes, you can send the updated information to SAF.MRR.Workflow@us.af.mil for consideration and potential changes to the assessment
- Change from 2019:** Although State actions have helped make the licensure transition process smoother for military spouses, there was no change from the 2019 assessment and no changes to the State's statute

Additional notes:

- The education assessment cross references zip codes within the Military Housing Area (MHA) with zip codes of schools in the surrounding districts. Those school districts with zip codes that fall within the MHA of an installation are included in the analysis. In some locations, school district composition may have changed slightly due to the use of updated District IDs obtained from the Department of Education
- Graduation rates reflect a 4-year graduation, which was determined to be the expectation of Airmen, Guardians, and their families due to frequency of relocation
- The licensure assessment uses a checklist of licensure rules that states should have, and that they should avoid. For example, having a compact or temporary licensing rule and NOT having supervisory requirements are checklist items that lead to green. The Department of the Air Force reviewed state policies and programs intended to eliminate barriers to license portability for military spouses that were in effect as of 31 May 2021

For additional information on Education and Licensure assessment criteria, methodology and data sources, please see the Support of Military Families Background Information provided at www.af.mil under the Support to Families banner. All questions and feedback should be directed to SAF.MRR.Workflow@us.af.mil.

Joint Base McGuire-Dix-Lakehurst, New Jersey

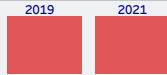
School Districts Map



Support of Military Families – 2021

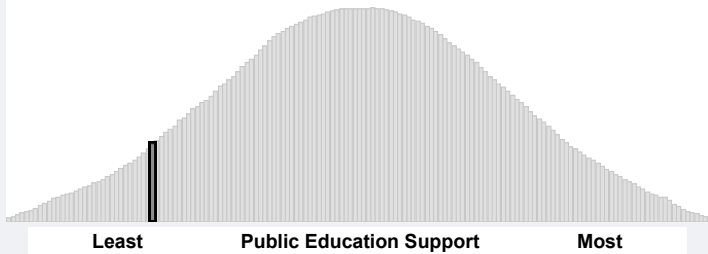
Cannon Air Force Base, New Mexico

Public Education *

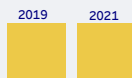


Key: ■ ≤ 33.3% < ■ < 66.7% ≤ ■ (Percentile)

Comparison of all 157 Air Force Installations



Academic Performance Criteria



Graduation Rate



Student Learning Rate



School Climate Criteria

Chronic Absenteeism Rate



Suspension Rate



Service Offering Criteria

Pre-Kindergarten Availability



Student to Counselor Ratio



Student to Mental Health Support Ratio



Student to Nurse Ratio




Student to Teacher Ratio



Data Source	Most Recent Survey Time Period Utilized	Date Last Updated
Department of Education - Civil Rights Data Collection District and School Data	SY 2017-2018	October 2020
Department of Education - EDFacts Graduation Rates (District Level and School Level)	SY 2018-2019	November 2020
Department of Education - National Center for Education Statistics Common Core of Data Public Elementary / Secondary School Universe Survey Data	SY 2019-2020	March 2021
Department of Education - National Center for Education Statistics Common Core of Data (School Search)	SY 2018-19 School Details and Enrollment Characteristics	April 2020
	SY 2019-20 School Directory Information	July 2020
Center for Education Policy Analysis: Stanford Education Data Archive (SEDA)	SY 2008-2009 through SY2017-2018	February 2021

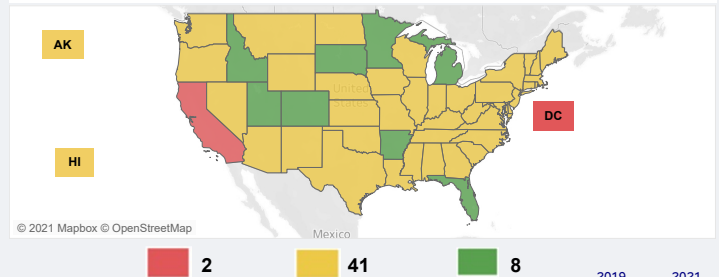
* Public Education is compiled using 60% Academic Performance, 20% School Climate, and 20% Service Offering.

Licensure Portability




Key: ■ ≤ 1.50 < ■ < 4.00 ≤ ■ (Measure)

Licensure Portability in 50 States and DC



Accounting



Cosmetology



EMS



Engineering



Law



Nursing



Physical Therapy



Psychology



Teaching



Other Professions



Data Source	Most Recent Survey Time Period Utilized	Date Last Updated
State Laws, State Executive Orders, State Bar and Supreme Court Rules (Licensure)	Through May 2021	May 31, 2021

Areas Requiring Additional Support

Public Education

Chronic Absenteeism



Public Education

Graduation Rates



Public Education

Suspension Rate



Licensure Language

Professions

No MS rule

Law



Support of Military Families – 2021

Cannon Air Force Base, New Mexico

Education and Licensure Assessment Narrative

Public Education:

(This assessment is a comparative analysis using colors to graphically display results for all criteria and categories. The colors are assigned using percentiles, divided into thirds, to provide information about a location's relative position compared to all other Department of the Air Force installations assessed)

- Cannon AFB received an overall red rating for public education as it fell within the bottom 33 percent of all Air Force installations assessed
- The areas with the lowest relative ranking which require additional state/community support include chronic absenteeism, graduation, and suspension rates
- **Change from 2019:** Cannon's overall education rating did not shift from 2019, however, overall service offering shifted from red to yellow as pre-kindergarten availability shifted from red to green

Licensure Portability:

- The State of New Mexico received an overall yellow rating for licensure portability indicating the State statutes (primarily NM HB 120) contain barriers to licensure and certification portability for military spouses. This assessment was awarded for joining interstate compacts for Nursing and providing current certification as a National Registry EMT for the EMS profession
- Barriers remain for Accounting, Cosmetology, Engineering, Physical Therapy, Psychology and Teaching which include "substantial equivalency" requirements. This allows acceptance of another state's license if the requirements for obtaining the license are sufficiently similar to their own State's requirements and precludes acceptance if the requirements are not similar. Additional barriers also remain for Other Occupations as current statute does not exclude any other occupations from licensure portability burdens and for Law as there are currently no rules established to accommodate licensing for military spouses in the legal profession
- If you have additional information or recently made changes to your State's licensure statutes, you can send the updated information to SAF.MRR.Workflow@us.af.mil for consideration and potential changes to the assessment
- **Change from 2019:** Despite new legislation expediting the application and issuance of license process for military spouses there was no change from the 2019 assessment

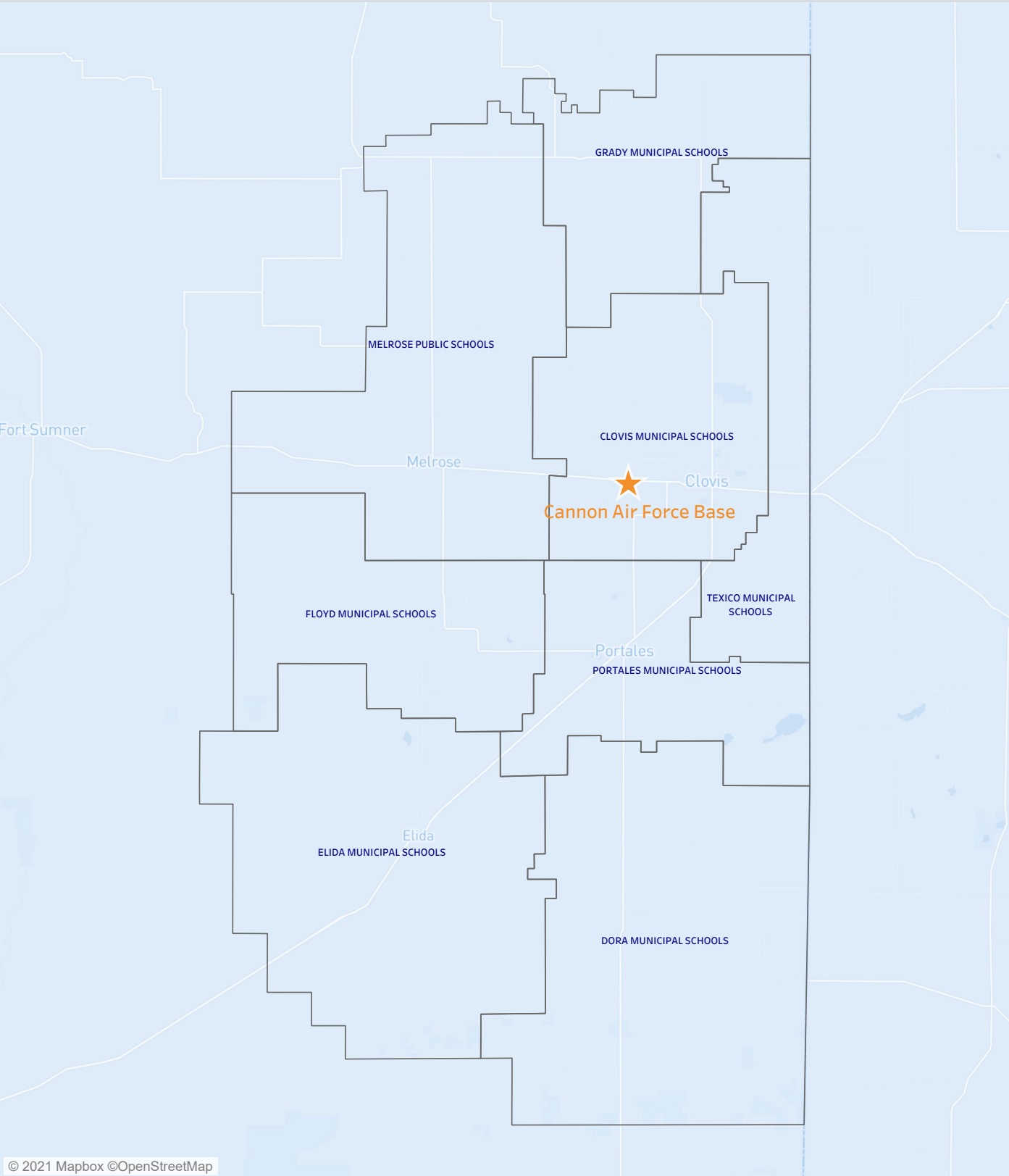
Additional notes:

- The education assessment cross references zip codes within the Military Housing Area (MHA) with zip codes of schools in the surrounding districts. Those school districts with zip codes that fall within the MHA of an installation are included in the analysis. In some locations, school district composition may have changed slightly due to the use of updated District IDs obtained from the Department of Education
- Graduation rates reflect a 4-year graduation, which was determined to be the expectation of Airmen, Guardians, and their families due to frequency of relocation
- The licensure assessment uses a checklist of licensure rules that states should have, and that they should avoid. For example, having a compact or temporary licensing rule and NOT having supervisory requirements are checklist items that lead to green. The Department of the Air Force reviewed state policies and programs intended to eliminate barriers to license portability for military spouses that were in effect as of 31 May 2021

For additional information on Education and Licensure assessment criteria, methodology and data sources, please see the Support of Military Families Background Information provided at www.af.mil under the Support to Families banner. All questions and feedback should be directed to SAF.MRR.Workflow@us.af.mil.

Cannon Air Force Base, New Mexico

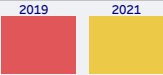
School Districts Map



Support of Military Families – 2021

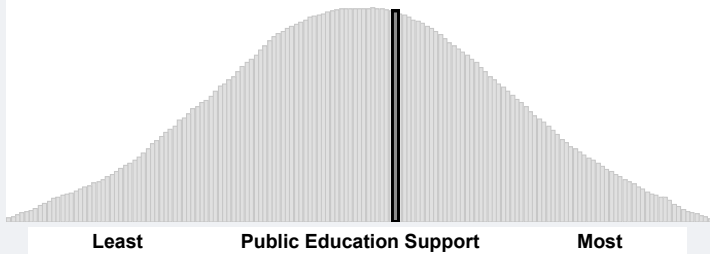
Holloman Air Force Base, New Mexico

Public Education *




Key: ■ ≤ 33.3% < ■ < 66.7% ≤ ■ (Percentile)

Comparison of all 157 Air Force Installations

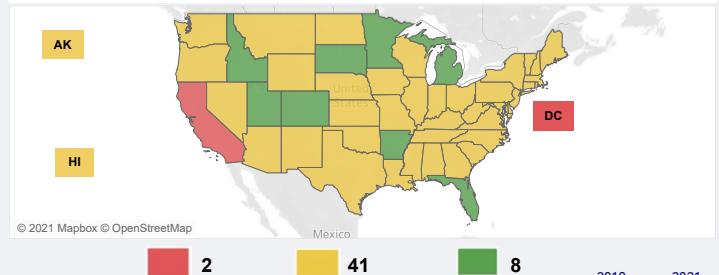


Licensure Portability

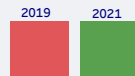


Key: ■ ≤ 1.50 < ■ < 4.00 ≤ ■ (Measure)

Licensure Portability in 50 States and DC



Academic Performance Criteria



Graduation Rate



Student Learning Rate



School Climate Criteria



Chronic Absenteeism Rate



Suspension Rate



Service Offering Criteria



Pre-Kindergarten Availability



Student to Counselor Ratio



Student to Mental Health Support Ratio



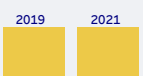
Student to Nurse Ratio



Student to Teacher Ratio



Accounting



Cosmetology



EMS



Engineering



Law



Nursing



Physical Therapy



Psychology



Teaching



Other Professions



Data Source	Most Recent Survey Time Period Utilized	Date Last Updated
State Laws, State Executive Orders, State Bar and Supreme Court Rules (Licensure)	Through May 2021	May 31, 2021

Data Source	Most Recent Survey Time Period Utilized	Date Last Updated
Department of Education - Civil Rights Data Collection District and School Data	SY 2017-2018	October 2020
Department of Education - EDFacts Graduation Rates (District Level and School Level)	SY 2018-2019	November 2020
Department of Education - National Center for Education Statistics Common Core of Data Public Elementary / Secondary School Universe Survey Data	SY 2019-2020	March 2021
Department of Education - National Center for Education Statistics Common Core of Data (School Search)	SY 2018-19 School Details and Enrollment Characteristics	April 2020
	SY 2019-20 School Directory Information	July 2020
Center for Education Policy Analysis: Stanford Education Data Archive (SEDA)	SY 2008-2009 through SY2017-2018	February 2021

* Public Education is compiled using 60% Academic Performance, 20% School Climate, and 20% Service Offering.

Areas Requiring Additional Support

Public Education

Graduation Rates



Public Education

PreK



Public Education

Student to Teacher



Licensure Language

Professions

No MS rule

Law



Support of Military Families – 2021

Holloman Air Force Base, New Mexico

Education and Licensure Assessment Narrative

Public Education:

(This assessment is a comparative analysis using colors to graphically display results for all criteria and categories. The colors are assigned using percentiles, divided into thirds, to provide information about a location's relative position compared to all other Department of the Air Force installations assessed)

- Holloman AFB received an overall yellow rating for public education as it fell within the middle 33 percent of all Air Force installations assessed
- The areas with the lowest relative ranking which require additional state/community support include graduation rate, pre-kindergarten availability, and student to teacher ratio
- Change from 2019:** Holloman's overall education rating shifted from red to yellow as overall academic opportunity shifted from red to green. However, overall school climate shifted from yellow to red due to a shift in suspension rate from green to yellow. Additionally, student to mental health support ratio shifted from red to yellow and student to teacher ratio shifted from yellow to red

Licensure Portability:

- The State of New Mexico received an overall yellow rating for licensure portability indicating the State statutes (primarily NM HB 120) contain barriers to licensure and certification portability for military spouses. This assessment was awarded for joining interstate compacts for Nursing and providing current certification as a National Registry EMT for the EMS profession
- Barriers remain for Accounting, Cosmetology, Engineering, Physical Therapy, Psychology and Teaching which include "substantial equivalency" requirements. This allows acceptance of another state's license if the requirements for obtaining the license are sufficiently similar to their own State's requirements and precludes acceptance if the requirements are not similar. Additional barriers also remain for Other Occupations as current statute does not exclude any other occupations from licensure portability burdens and for Law as there are currently no rules established to accommodate licensing for military spouses in the legal profession
- If you have additional information or recently made changes to your State's licensure statutes, you can send the updated information to SAF.MRR.Workflow@us.af.mil for consideration and potential changes to the assessment
- Change from 2019:** Despite new legislation expediting the application and issuance of license process for military spouses there was no change from the 2019 assessment

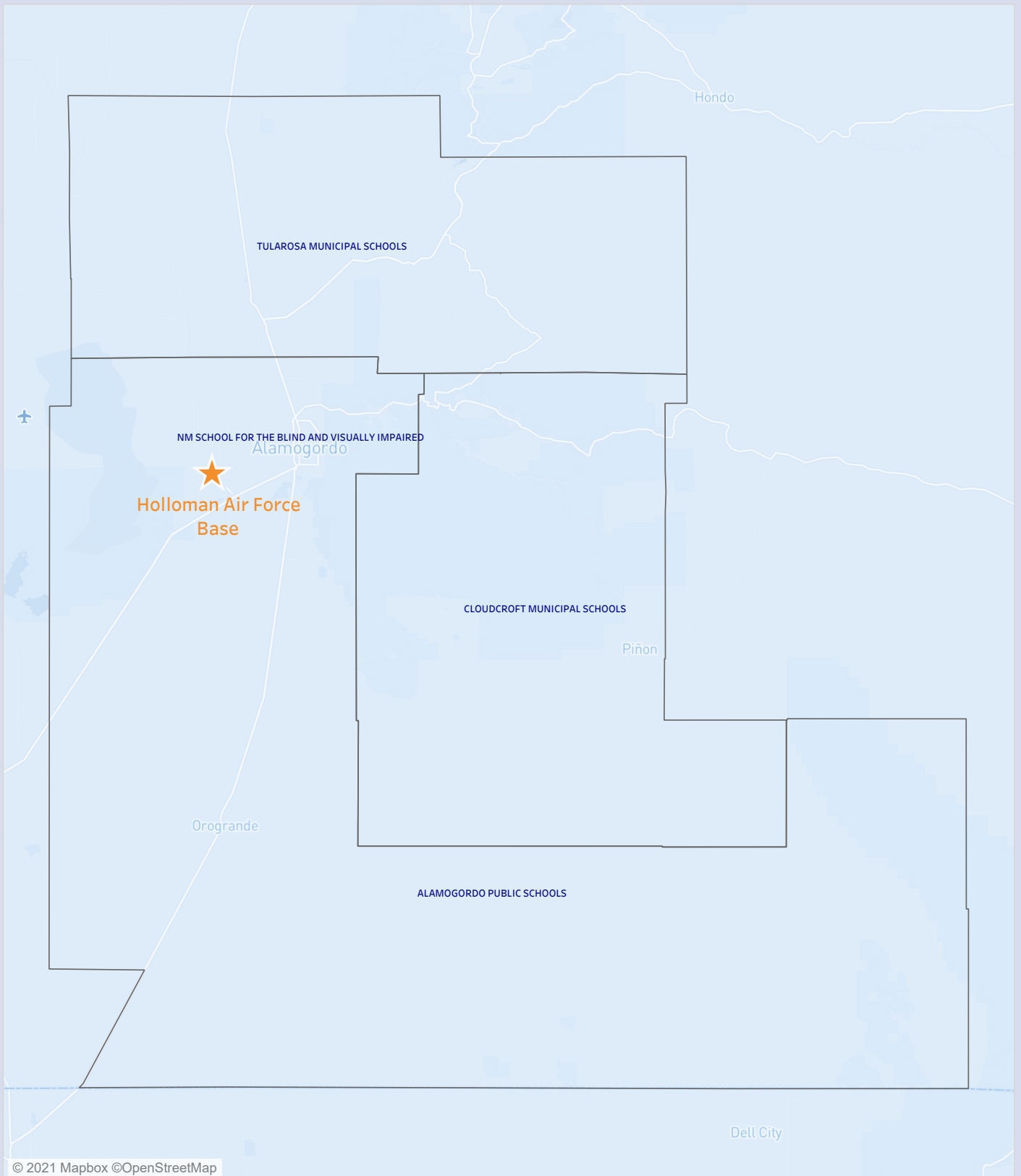
Additional notes:

- The education assessment cross references zip codes within the Military Housing Area (MHA) with zip codes of schools in the surrounding districts. Those school districts with zip codes that fall within the MHA of an installation are included in the analysis. In some locations, school district composition may have changed slightly due to the use of updated District IDs obtained from the Department of Education
- Graduation rates reflect a 4-year graduation, which was determined to be the expectation of Airmen, Guardians, and their families due to frequency of relocation
- The licensure assessment uses a checklist of licensure rules that states should have, and that they should avoid. For example, having a compact or temporary licensing rule and NOT having supervisory requirements are checklist items that lead to green. The Department of the Air Force reviewed state policies and programs intended to eliminate barriers to license portability for military spouses that were in effect as of 31 May 2021

For additional information on Education and Licensure assessment criteria, methodology and data sources, please see the Support of Military Families Background Information provided at www.af.mil under the Support to Families banner. All questions and feedback should be directed to SAF.MRR.Workflow@us.af.mil.

Holloman Air Force Base, New Mexico


School Districts Map



Support of Military Families – 2021

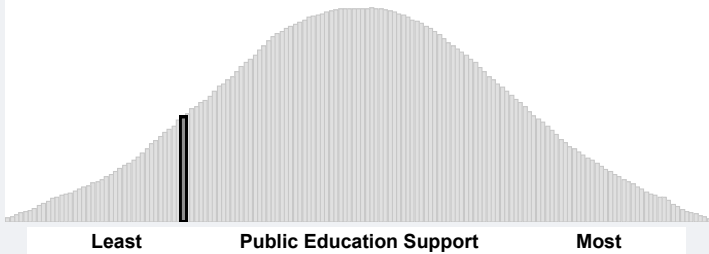
Kirtland Air Force Base, New Mexico

Public Education *




Key: ■ ≤ 33.3% < ■ < 66.7% ≤ ■ (Percentile)

Comparison of all 157 Air Force Installations

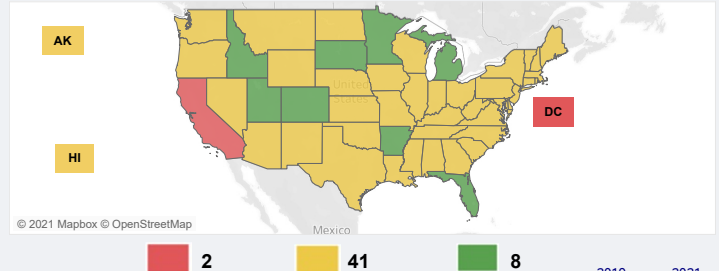


Licensure Portability



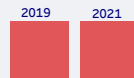
Key: ■ ≤ 1.50 < ■ < 4.00 ≤ ■ (Measure)

Licensure Portability in 50 States and DC



■ 2 ■ 41 ■ 8

Academic Performance Criteria



Graduation Rate



Student Learning Rate



School Climate Criteria

Chronic Absenteeism Rate



Suspension Rate



Service Offering Criteria

Pre-Kindergarten Availability



Student to Counselor Ratio



Student to Mental Health Support Ratio



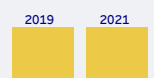
Student to Nurse Ratio



Student to Teacher Ratio



Accounting



Cosmetology



EMS



Engineering



Law



Nursing



Physical Therapy



Psychology



Teaching



Other Professions



Data Source	Most Recent Survey Time Period Utilized	Date Last Updated
State Laws, State Executive Orders, State Bar and Supreme Court Rules (Licensure)	Through May 2021	May 31, 2021

Data Source	Most Recent Survey Time Period Utilized	Date Last Updated
Department of Education - Civil Rights Data Collection District and School Data	SY 2017-2018	October 2020
Department of Education - EDFacts Graduation Rates (District Level and School Level)	SY 2018-2019	November 2020
Department of Education - National Center for Education Statistics Common Core of Data Public Elementary / Secondary School Universe Survey Data	SY 2019-2020	March 2021
Department of Education - National Center for Education Statistics Common Core of Data (School Search)	SY 2018-19 School Details and Enrollment Characteristics SY 2019-20 School Directory Information	April 2020 July 2020
Center for Education Policy Analysis: Stanford Education Data Archive (SEDA)	SY 2008-2009 through SY2017-2018	February 2021

* Public Education is compiled using 60% Academic Performance, 20% School Climate, and 20% Service Offering.

Areas Requiring Additional Support

Public Education

Graduation Rates



Public Education

Chronic Absenteeism



Public Education

Suspension Rate



Licensure Language

Professions

No MS rule

Law



Support of Military Families – 2021

Kirtland Air Force Base, New Mexico

Education and Licensure Assessment Narrative

Public Education:

(This assessment is a comparative analysis using colors to graphically display results for all criteria and categories. The colors are assigned using percentiles, divided into thirds, to provide information about a location's relative position compared to all other Department of the Air Force installations assessed)

- Kirtland AFB received an overall red rating for public education as it fell within the bottom 33 percent of all Air Force installations assessed
- The areas with the lowest relative ranking which require additional state/community support include graduation, chronic absenteeism, and suspension rates
- Change from 2019:** Kirtland's overall education rating did not shift from 2019, however, overall school climate shifted from yellow to red while overall service offering shifted from yellow to green. Additionally, student learning rate shifted from green to yellow

Licensure Portability:

- The State of New Mexico received an overall yellow rating for licensure portability indicating the State statutes (primarily NM HB 120) contain barriers to licensure and certification portability for military spouses. This assessment was awarded for joining interstate compacts for Nursing and providing current certification as a National Registry EMT for the EMS profession
- Barriers remain for Accounting, Cosmetology, Engineering, Physical Therapy, Psychology and Teaching which include "substantial equivalency" requirements. This allows acceptance of another state's license if the requirements for obtaining the license are sufficiently similar to their own State's requirements and precludes acceptance if the requirements are not similar. Additional barriers also remain for Other Occupations as current statute does not exclude any other occupations from licensure portability burdens and for Law as there are currently no rules established to accommodate licensing for military spouses in the legal profession
- If you have additional information or recently made changes to your State's licensure statutes, you can send the updated information to SAF.MRR.Workflow@us.af.mil for consideration and potential changes to the assessment
- Change from 2019:** Despite new legislation expediting the application and issuance of license process for military spouses there was no change from the 2019 assessment

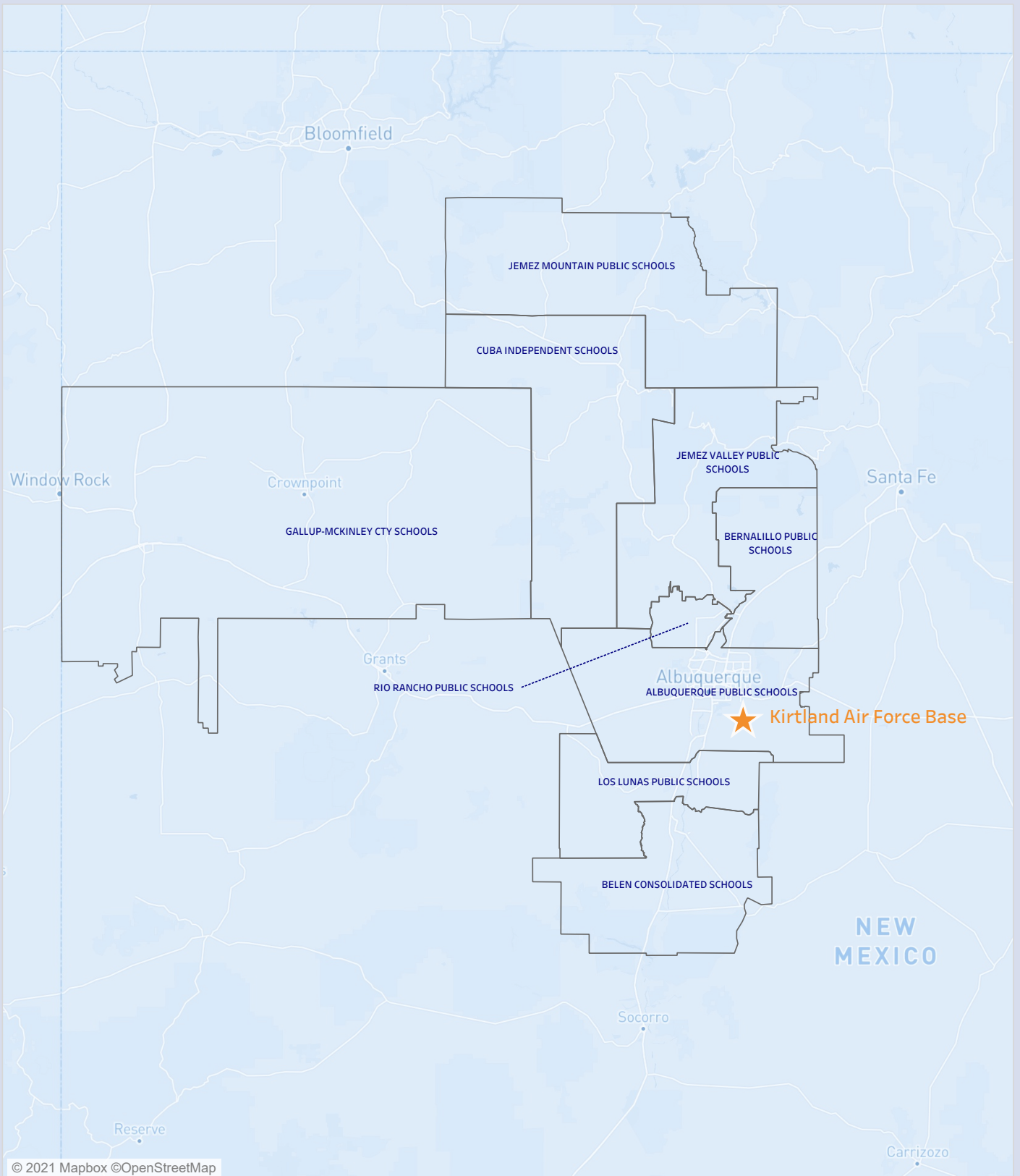
Additional notes:

- The education assessment cross references zip codes within the Military Housing Area (MHA) with zip codes of schools in the surrounding districts. Those school districts with zip codes that fall within the MHA of an installation are included in the analysis. In some locations, school district composition may have changed slightly due to the use of updated District IDs obtained from the Department of Education
- Graduation rates reflect a 4-year graduation, which was determined to be the expectation of Airmen, Guardians, and their families due to frequency of relocation
- The licensure assessment uses a checklist of licensure rules that states should have, and that they should avoid. For example, having a compact or temporary licensing rule and NOT having supervisory requirements are checklist items that lead to green. The Department of the Air Force reviewed state policies and programs intended to eliminate barriers to license portability for military spouses that were in effect as of 31 May 2021

For additional information on Education and Licensure assessment criteria, methodology and data sources, please see the Support of Military Families Background Information provided at www.af.mil under the Support to Families banner. All questions and feedback should be directed to SAF.MRR.Workflow@us.af.mil.

Kirtland Air Force Base, New Mexico


School Districts Map



Support of Military Families – 2021


Creech Air Force Base, Nevada

Public Education *




Key: ■ ≤ 33.3% < ■ < 66.7% ≤ ■ (Percentile)

Comparison of all 157 Air Force Installations

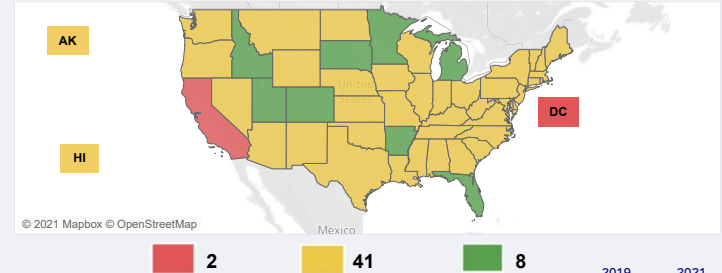


Licensure Portability



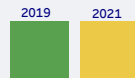
Key: ■ ≤ 1.50 < ■ < 4.00 ≤ ■ (Measure)

Licensure Portability in 50 States and DC



■ 2 ■ 41 ■ 8

Academic Performance Criteria



Graduation Rate



Student Learning Rate



School Climate Criteria

Chronic Absenteeism Rate



Suspension Rate



Service Offering Criteria

Pre-Kindergarten Availability



Student to Counselor Ratio



Student to Mental Health Support Ratio



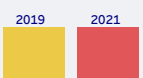
Student to Nurse Ratio



Student to Teacher Ratio



Accounting



Cosmetology



EMS



Engineering



Law



Nursing



Physical Therapy



Psychology



Teaching



Other Professions



Data Source	Most Recent Survey Time Period Utilized	Date Last Updated
State Laws, State Executive Orders, State Bar and Supreme Court Rules (Licensure)	Through May 2021	May 31, 2021

Data Source	Most Recent Survey Time Period Utilized	Date Last Updated
Department of Education - Civil Rights Data Collection District and School Data	SY 2017-2018	October 2020
Department of Education - EDfacts Graduation Rates (District Level and School Level)	SY 2018-2019	November 2020
Department of Education - National Center for Education Statistics Common Core of Data Public Elementary / Secondary School Universe Survey Data	SY 2019-2020	March 2021
Department of Education - National Center for Education Statistics Common Core of Data (School Search)	SY 2018-19 School Details and Enrollment Characteristics SY 2019-20 School Directory Information	April 2020 July 2020
Center for Education Policy Analysis: Stanford Education Data Archive (SEDA)	SY 2008-2009 through SY2017-2018	February 2021

* Public Education is compiled using 60% Academic Performance, 20% School Climate, and 20% Service Offering.

Areas Requiring Additional Support

Public Education

Student to Teacher



Public Education

Chronic Absenteeism



Public Education

Student to Counselor



Licensure Language

Professions

Issue license by endorsement

Accounting



Support of Military Families – 2021

Creech Air Force Base, Nevada

Education and Licensure Assessment Narrative

Public Education:

(This assessment is a comparative analysis using colors to graphically display results for all criteria and categories. The colors are assigned using percentiles, divided into thirds, to provide information about a location's relative position compared to all other Department of the Air Force installations assessed)

- Creech AFB received an overall yellow rating for public education as it fell within the middle 33 percent of all Air Force installations assessed
- The areas with the lowest relative ranking which require additional state/community support include student to teacher ratio, chronic absenteeism rate, and student to counselor ratio
- Change from 2019:** Creech's overall education rating did not shift from 2019, however, overall academic performance shifted from green to yellow and overall service offering shifted from red to yellow

Licensure Portability:

- The State of Nevada received an overall yellow rating for licensure portability indicating the State statutes (primarily N.R.S. 622.510, which designates authority to state agencies) contain barriers to licensure and certification portability for military spouses. This assessment was awarded for providing current certification as a National Registry EMT for the EMS profession and full reciprocity for Teaching certification/licensure for educators with a current out-of-jurisdiction teaching license
- Barriers remain for Cosmetology, Engineering, Nursing, Physical Therapy, and Psychology which only issue licenses by endorsement and have no temporary licensing. Additionally, there are barriers for Other Occupations as current statute does not exclude any other occupations from licensure portability burdens. Barrier also remain for Law as State provides temporary licensing to military spouses in the legal profession with no supervisory requirements
- If you have additional information or recently made changes to your State's licensure statutes, you can send the updated information to SAF.MRR.Workflow@us.af.mil for consideration and potential changes to the assessment
- Change from 2019:** No change from the 2019 assessment and no changes to the State's statute

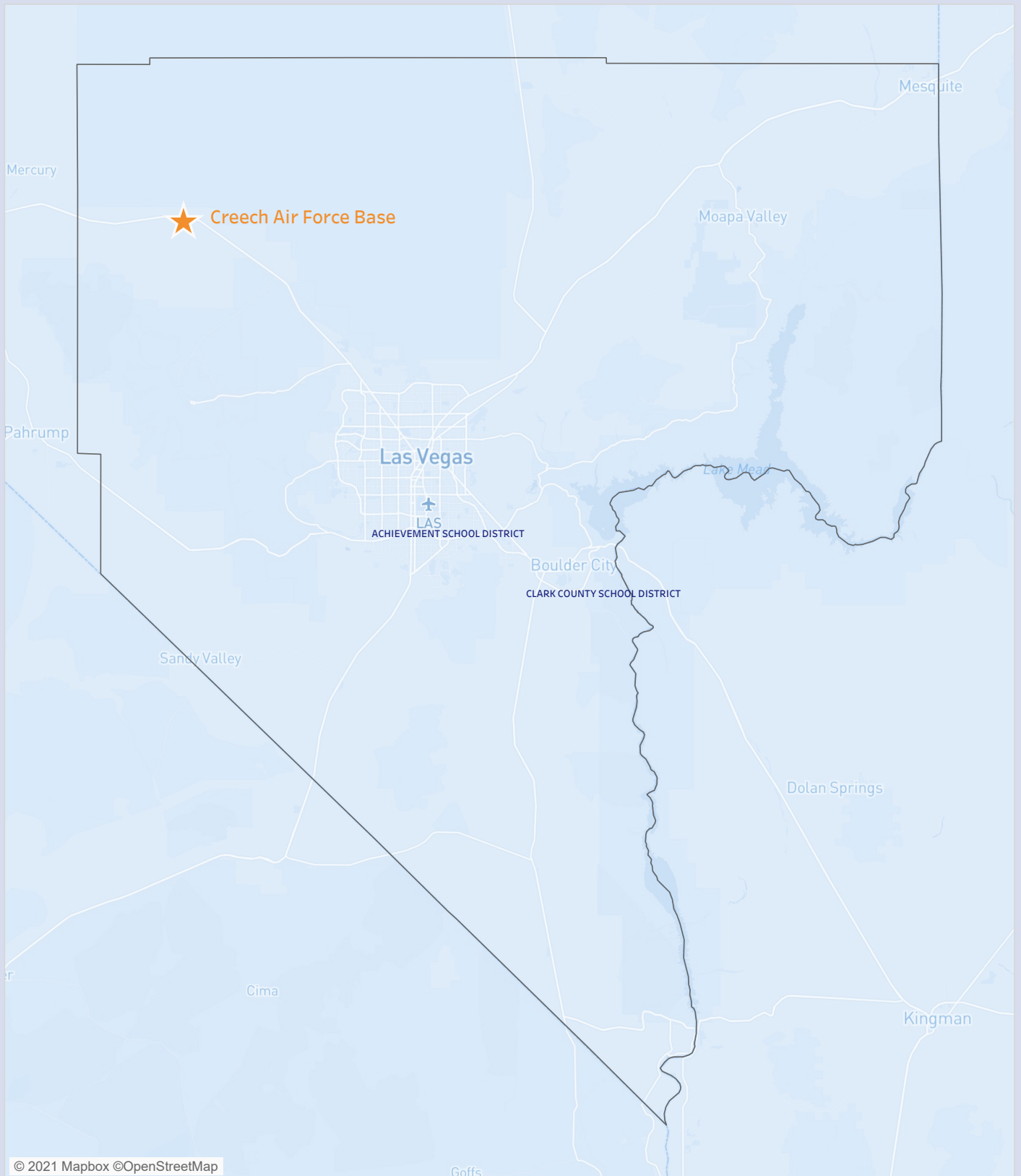
Additional notes:

- The education assessment cross references zip codes within the Military Housing Area (MHA) with zip codes of schools in the surrounding districts. Those school districts with zip codes that fall within the MHA of an installation are included in the analysis. In some locations, school district composition may have changed slightly due to the use of updated District IDs obtained from the Department of Education
- Graduation rates reflect a 4-year graduation, which was determined to be the expectation of Airmen, Guardians, and their families due to frequency of relocation
- The licensure assessment uses a checklist of licensure rules that states should have, and that they should avoid. For example, having a compact or temporary licensing rule and NOT having supervisory requirements are checklist items that lead to green. The Department of the Air Force reviewed state policies and programs intended to eliminate barriers to license portability for military spouses that were in effect as of 31 May 2021

For additional information on Education and Licensure assessment criteria, methodology and data sources, please see the Support of Military Families Background Information provided at www.af.mil under the Support to Families banner. All questions and feedback should be directed to SAF.MRR.Workflow@us.af.mil.

Creech Air Force Base, Nevada


School Districts Map



Support of Military Families – 2021

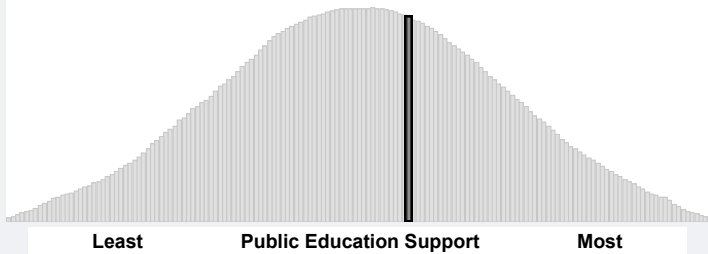
Nellis Air Force Base, Nevada

Public Education *

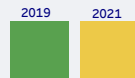


Key: ■ ≤ 33.3% < ■ < 66.7% ≤ ■ (Percentile)

Comparison of all 157 Air Force Installations



Academic Performance Criteria



Graduation Rate



Student Learning Rate



School Climate Criteria

Chronic Absenteeism Rate



Suspension Rate



Service Offering Criteria

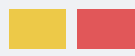
Pre-Kindergarten Availability



Student to Counselor Ratio



Student to Mental Health Support Ratio



Student to Nurse Ratio




Student to Teacher Ratio



Data Source	Most Recent Survey Time Period Utilized	Date Last Updated
Department of Education - Civil Rights Data Collection District and School Data	SY 2017-2018	October 2020
Department of Education - EDfacts Graduation Rates (District Level and School Level)	SY 2018-2019	November 2020
Department of Education - National Center for Education Statistics Common Core of Data Public Elementary / Secondary School Universe Survey Data	SY 2019-2020	March 2021
Department of Education - National Center for Education Statistics Common Core of Data (School Search)	SY 2018-19 School Details and Enrollment Characteristics SY 2019-20 School Directory Information	April 2020 July 2020
Center for Education Policy Analysis: Stanford Education Data Archive (SEDA)	SY 2008-2009 through SY2017-2018	February 2021

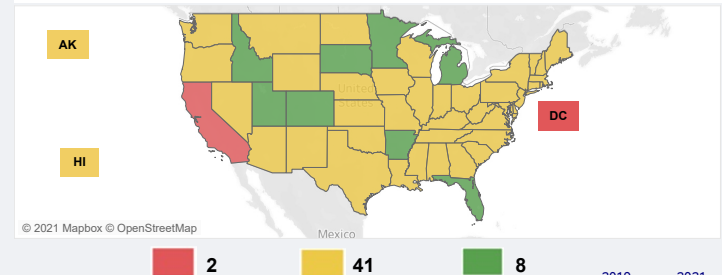
* Public Education is compiled using 60% Academic Performance, 20% School Climate, and 20% Service Offering.

Licensure Portability

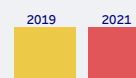


Key: ■ ≤ 1.50 < ■ < 4.00 ≤ ■ (Measure)

Licensure Portability in 50 States and DC



Accounting



Cosmetology



EMS



Engineering



Law



Nursing



Physical Therapy



Psychology



Teaching



Other Professions



Data Source	Most Recent Survey Time Period Utilized	Date Last Updated
State Laws, State Executive Orders, State Bar and Supreme Court Rules (Licensure)	Through May 2021	May 31, 2021

Areas Requiring Additional Support

Public Education

Student to Teacher



Public Education

Chronic Absenteeism



Public Education

Student to Counselor



Licensure Language

Professions

Issue license by endorsement

Accounting



Support of Military Families – 2021

Nellis Air Force Base, Nevada

Education and Licensure Assessment Narrative

Public Education:

(This assessment is a comparative analysis using colors to graphically display results for all criteria and categories. The colors are assigned using percentiles, divided into thirds, to provide information about a location's relative position compared to all other Department of the Air Force installations assessed)

- Nellis AFB received an overall yellow rating for public education as it fell within the middle 33 percent of all Air Force installations assessed
- The areas with the lowest relative ranking which require additional state/community support include student to teacher ratio, chronic absenteeism rate, and student to counselor ratio
- Change from 2019:** Nellis' overall education rating did not shift from 2019, however, overall academic performance shifted from green to yellow and overall service offering shifted from red to yellow

Licensure Portability:

- The State of Nevada received an overall yellow rating for licensure portability indicating the State statutes (primarily N.R.S. 622.510, which designates authority to state agencies) contain barriers to licensure and certification portability for military spouses. This assessment was awarded for providing current certification as a National Registry EMT for the EMS profession and full reciprocity for Teaching certification/licensure for educators with a current out-of-jurisdiction teaching license
- Barriers remain for Cosmetology, Engineering, Nursing, Physical Therapy, and Psychology which only issue licenses by endorsement and have no temporary licensing. Additionally, there are barriers for Other Occupations as current statute does not exclude any other occupations from licensure portability burdens. Barrier also remain for Law as State provides temporary licensing to military spouses in the legal profession with no supervisory requirements
- If you have additional information or recently made changes to your State's licensure statutes, you can send the updated information to SAF.MRR.Workflow@us.af.mil for consideration and potential changes to the assessment
- Change from 2019:** No change from the 2019 assessment and no changes to the State's statute

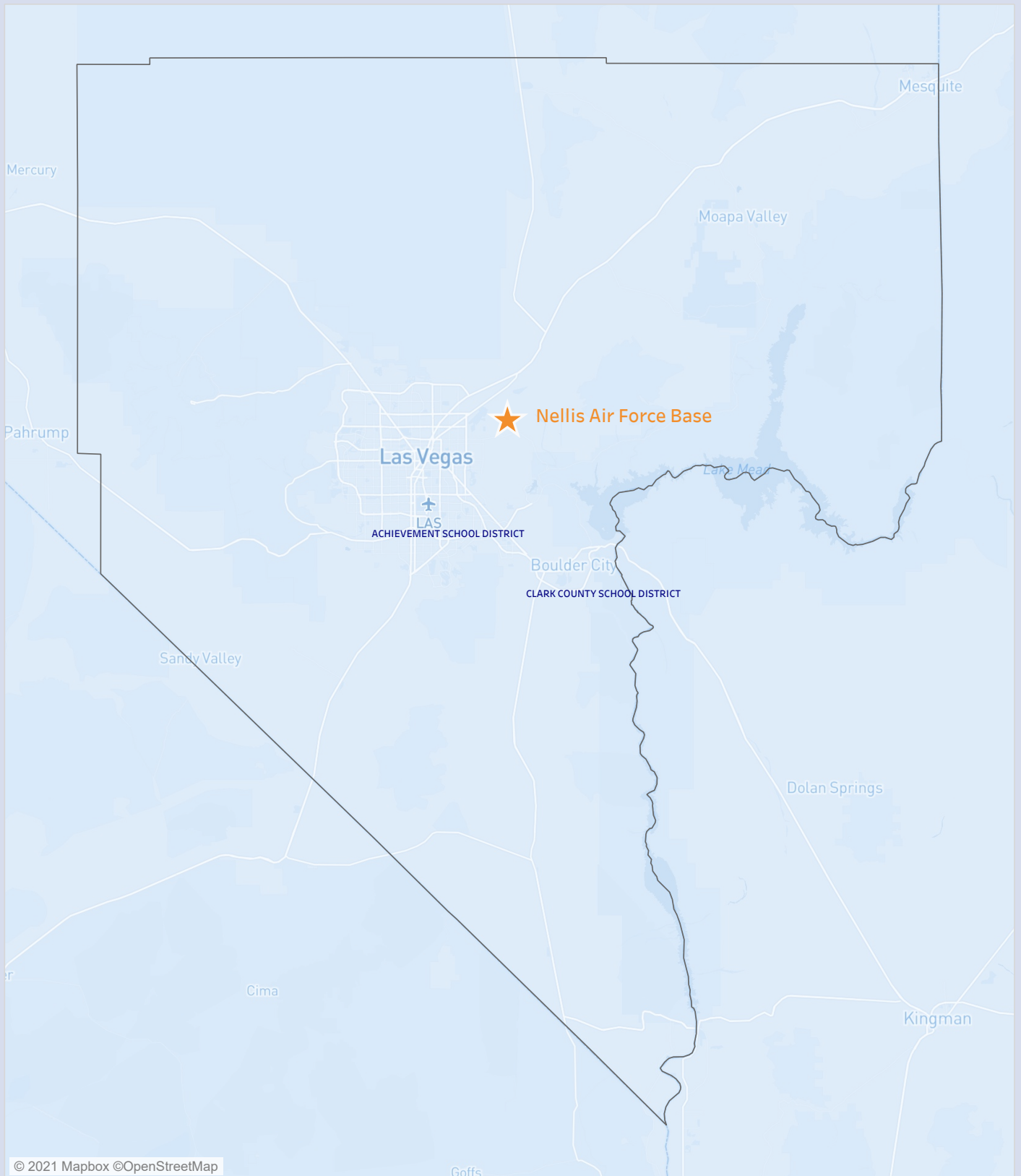
Additional notes:

- The education assessment cross references zip codes within the Military Housing Area (MHA) with zip codes of schools in the surrounding districts. Those school districts with zip codes that fall within the MHA of an installation are included in the analysis. In some locations, school district composition may have changed slightly due to the use of updated District IDs obtained from the Department of Education
- Graduation rates reflect a 4-year graduation, which was determined to be the expectation of Airmen, Guardians, and their families due to frequency of relocation
- The licensure assessment uses a checklist of licensure rules that states should have, and that they should avoid. For example, having a compact or temporary licensing rule and NOT having supervisory requirements are checklist items that lead to green. The Department of the Air Force reviewed state policies and programs intended to eliminate barriers to license portability for military spouses that were in effect as of 31 May 2021

For additional information on Education and Licensure assessment criteria, methodology and data sources, please see the Support of Military Families Background Information provided at www.af.mil under the Support to Families banner. All questions and feedback should be directed to SAF.MRR.Workflow@us.af.mil.

Nellis Air Force Base, Nevada

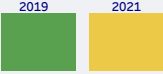
School Districts Map



Support of Military Families – 2021

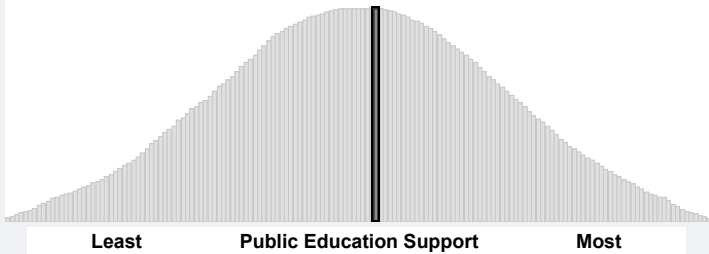
Nevada Air National Guard Base, Nevada

Public Education *




Key: ■ ≤ 33.3% < ■ < 66.7% ≤ ■ (Percentile)

Comparison of all 157 Air Force Installations

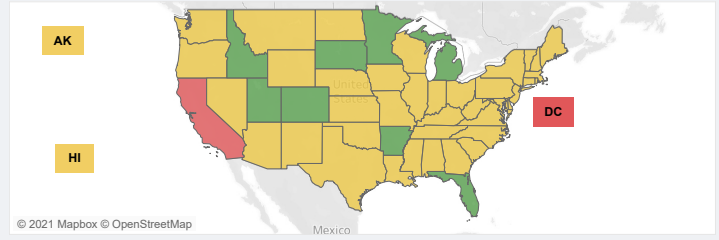


Licensure Portability



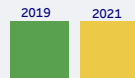
Key: ■ ≤ 1.50 < ■ < 4.00 ≤ ■ (Measure)

Licensure Portability in 50 States and DC



■ 2 ■ 41 ■ 8

Academic Performance Criteria



Graduation Rate



Student Learning Rate



School Climate Criteria



Chronic Absenteeism Rate



Suspension Rate



Service Offering Criteria



Pre-Kindergarten Availability



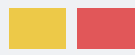
Student to Counselor Ratio



Student to Mental Health Support Ratio



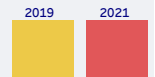
Student to Nurse Ratio



Student to Teacher Ratio



Accounting



Cosmetology



EMS



Engineering



Law



Nursing



Physical Therapy



Psychology



Teaching



Other Professions



Data Source	Most Recent Survey Time Period Utilized	Date Last Updated
State Laws, State Executive Orders, State Bar and Supreme Court Rules (Licensure)	Through May 2021	May 31, 2021

Data Source	Most Recent Survey Time Period Utilized	Date Last Updated
Department of Education - Civil Rights Data Collection District and School Data	SY 2017-2018	October 2020
Department of Education - EDfacts Graduation Rates (District Level and School Level)	SY 2018-2019	November 2020
Department of Education - National Center for Education Statistics Common Core of Data Public Elementary / Secondary School Universe Survey Data	SY 2019-2020	March 2021
Department of Education - National Center for Education Statistics Common Core of Data (School Search)	SY 2018-19 School Details and Enrollment Characteristics SY 2019-20 School Directory Information	April 2020 July 2020
Center for Education Policy Analysis: Stanford Education Data Archive (SEDA)	SY 2008-2009 through SY2017-2018	February 2021

* Public Education is compiled using 60% Academic Performance, 20% School Climate, and 20% Service Offering.

Areas Requiring Additional Support

Public Education

Student to Teacher



Public Education

Chronic Absenteeism



Public Education

Student to Counselor



Licensure Language

Professions

Issue license by endorsement

Accounting



Support of Military Families – 2021

Nevada Air National Guard Base, Nevada

Education and Licensure Assessment Narrative

Public Education:

(This assessment is a comparative analysis using colors to graphically display results for all criteria and categories. The colors are assigned using percentiles, divided into thirds, to provide information about a location's relative position compared to all other Department of the Air Force installations assessed)

- Nevada ANGB received an overall yellow rating for public education as it fell within the middle 33 percent of all Air Force installations assessed
- The areas with the lowest relative ranking which require additional state/community support include student to teacher ratio, chronic absenteeism rate, and student to counselor ratio
- **Change from 2019:** Nevada ANGB's overall education rating shifted from green to yellow as overall academic performance shifted from green to yellow and overall school climate shifted from yellow to red. Additionally, pre-kindergarten availability shifted from yellow to green as student to counselor and student to nurse ratios shifted to red

Licensure Portability:

- The State of Nevada received an overall yellow rating for licensure portability indicating the State statutes (primarily N.R.S. 622.510, which designates authority to state agencies) contain barriers to licensure and certification portability for military spouses. This assessment was awarded for providing current certification as a National Registry EMT for the EMS profession and full reciprocity for Teaching certification/licensure for educators with a current out-of-jurisdiction teaching license
- Barriers remain for Cosmetology, Engineering, Nursing, Physical Therapy, and Psychology which only issue licenses by endorsement and have no temporary licensing. Additionally, there are barriers for Other Occupations as current statute does not exclude any other occupations from licensure portability burdens. Barrier also remain for Law as State provides temporary licensing to military spouses in the legal profession with no supervisory requirements
- If you have additional information or recently made changes to your State's licensure statutes, you can send the updated information to SAF.MRR.Workflow@us.af.mil for consideration and potential changes to the assessment
- **Change from 2019:** No change from the 2019 assessment and no changes to the State's statute

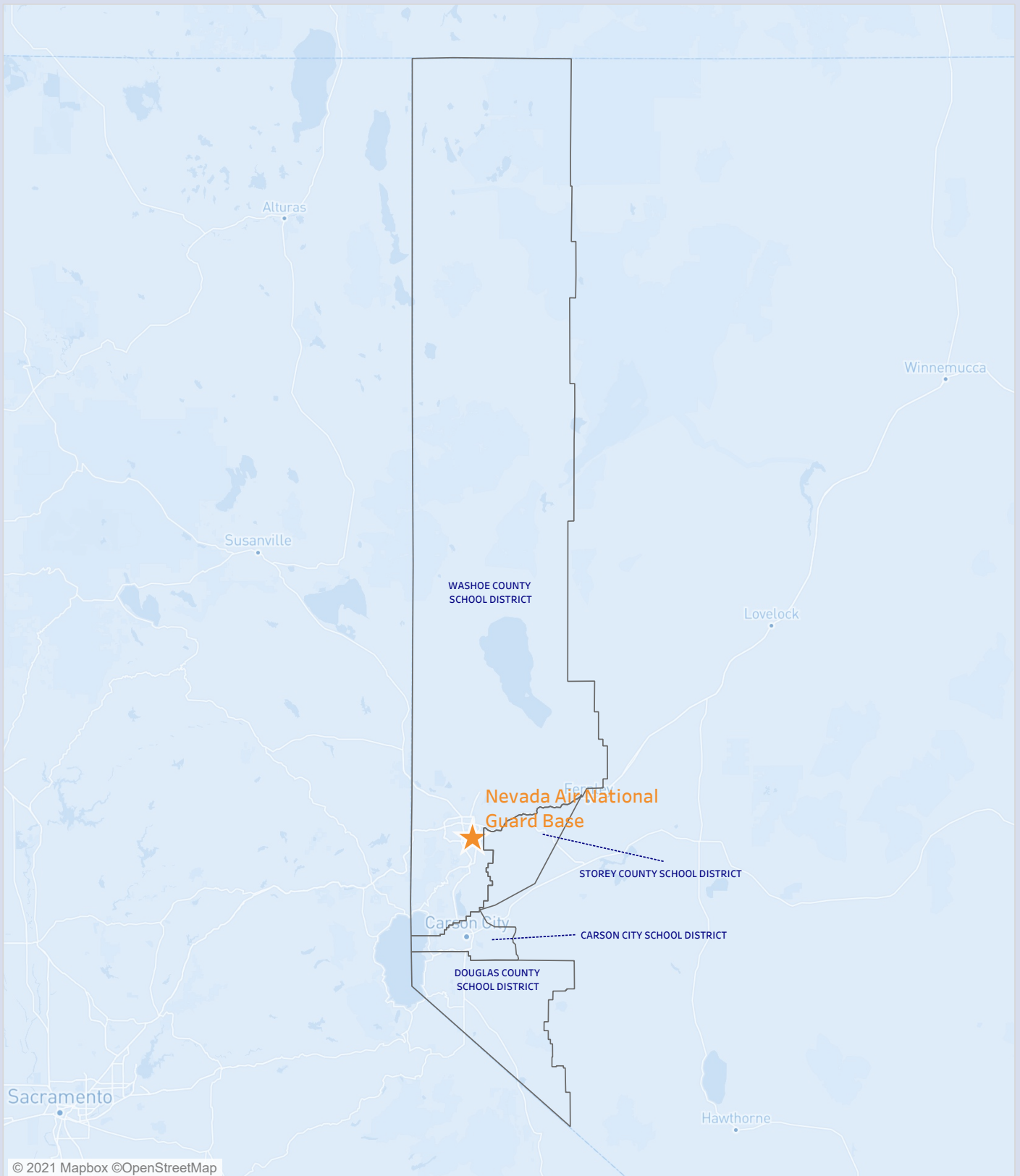
Additional notes:

- The education assessment cross references zip codes within the Military Housing Area (MHA) with zip codes of schools in the surrounding districts. Those school districts with zip codes that fall within the MHA of an installation are included in the analysis. In some locations, school district composition may have changed slightly due to the use of updated District IDs obtained from the Department of Education
- Graduation rates reflect a 4-year graduation, which was determined to be the expectation of Airmen, Guardians, and their families due to frequency of relocation
- The licensure assessment uses a checklist of licensure rules that states should have, and that they should avoid. For example, having a compact or temporary licensing rule and NOT having supervisory requirements are checklist items that lead to green. The Department of the Air Force reviewed state policies and programs intended to eliminate barriers to license portability for military spouses that were in effect as of 31 May 2021

For additional information on Education and Licensure assessment criteria, methodology and data sources, please see the Support of Military Families Background Information provided at www.af.mil under the Support to Families banner. All questions and feedback should be directed to SAF.MRR.Workflow@us.af.mil .

Nevada Air National Guard Base, Nevada

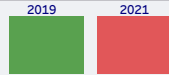
School Districts Map



Support of Military Families – 2021

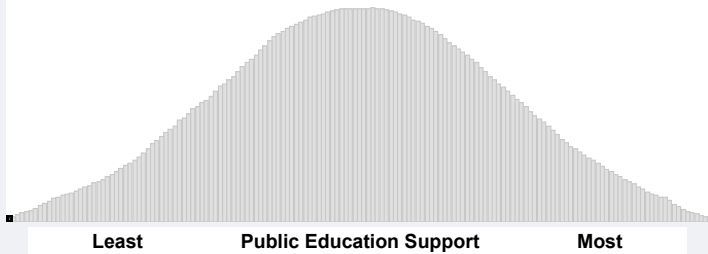
Francis S. Gabreski Air National Guard Base, New York

Public Education *

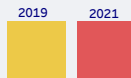


Key: ■ ≤ 33.3% < ■ < 66.7% ≤ ■ (Percentile)

Comparison of all 157 Air Force Installations



Academic Performance Criteria



Graduation Rate



Student Learning Rate



School Climate Criteria



Chronic Absenteeism Rate



Suspension Rate



Service Offering Criteria



Pre-Kindergarten Availability



Student to Counselor Ratio



Student to Mental Health Support Ratio



Student to Nurse Ratio




Student to Teacher Ratio



Data Source	Most Recent Survey Time Period Utilized	Date Last Updated
Department of Education - Civil Rights Data Collection District and School Data	SY 2017-2018	October 2020
Department of Education - EDFacts Graduation Rates (District Level and School Level)	SY 2018-2019	November 2020
Department of Education - National Center for Education Statistics Common Core of Data Public Elementary / Secondary School Universe Survey Data	SY 2019-2020	March 2021
Department of Education - National Center for Education Statistics Common Core of Data (School Search)	SY 2018-19 School Details and Enrollment Characteristics	April 2020
	SY 2019-20 School Directory Information	July 2020
Center for Education Policy Analysis: Stanford Education Data Archive (SEDA)	SY 2008-2009 through SY2017-2018	February 2021

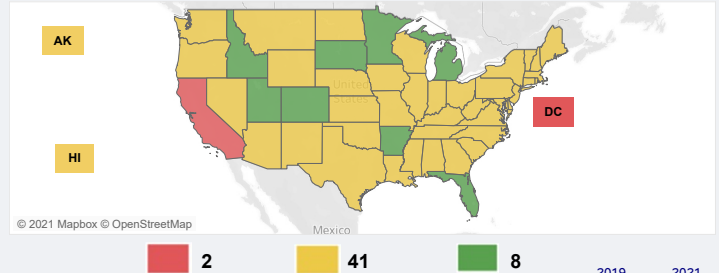
* Public Education is compiled using 60% Academic Performance, 20% School Climate, and 20% Service Offering.

Licensure Portability

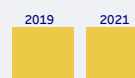


Key: ■ ≤ 1.50 < ■ < 4.00 ≤ ■ (Measure)

Licensure Portability in 50 States and DC



Accounting



Cosmetology



EMS



Engineering



Law



Nursing



Physical Therapy



Psychology



Teaching



Other Professions



Data Source	Most Recent Survey Time Period Utilized	Date Last Updated
State Laws, State Executive Orders, State Bar and Supreme Court Rules (Licensure)	Through May 2021	May 31, 2021

Areas Requiring Additional Support

Public Education

Graduation Rates



Public Education

Chronic Absenteeism



Public Education

PreK



Licensure Language

Substantial equivalency license Expedited license Temporary license

Professions

Accounting, Cosmetology, Engineering, Nursing, Physical Therapy, Psychology, Teaching



Support of Military Families – 2021

Francis S. Gabreski Air National Guard Base, New York

Education and Licensure Assessment Narrative

Public Education:

(This assessment is a comparative analysis using colors to graphically display results for all criteria and categories. The colors are assigned using percentiles, divided into thirds, to provide information about a location's relative position compared to all other Department of the Air Force installations assessed)

- Francis S. Gabreski ANGB received an overall red rating for public education as it fell within the bottom 33 percent of all Air Force installations assessed
- The areas with the lowest relative ranking which may require additional state/community support include graduation rate, chronic absenteeism rate, and pre-kindergarten availability
- Change from 2019:** Francis S. Gabreski's overall education rating shifted from green to red as overall academic performance shifted from yellow to red and overall school climate shifted from green to yellow. Additionally, pre-kindergarten availability shifted red to yellow, student to counselor ratio shifted from yellow to green and student to nurse ratio shifted from green to yellow

Licensure Portability:

- The State of New York received an overall yellow rating for licensure portability indicating the State statutes (primarily McKinney's Education Law § 6501) contain barriers to licensure and certification portability for military spouses. This assessment was awarded for accepting current certification from all states in the United States for the EMS profession. The State also provides permanent licensure with no supervisory requirements for the Law profession
- Barriers remain for Accounting, Cosmetology, Engineering, Nursing, Physical Therapy, Psychology and Teaching which include "substantially equivalent" requirements. This allows acceptance of another state's license if the requirements for obtaining the license are sufficiently similar to their own State's requirements and precludes acceptance if the requirements are not similar. Additionally, there are barriers for Other Occupations as current statute does not exclude any other occupations from licensure portability burdens
- If you have additional information or recently made changes to your State's licensure statutes, you can send the updated information to SAF.MRR.Workflow@us.af.mil for consideration and potential changes to the assessment
- Change from 2019:** Despite new legislation improving the temporary licensing process for the Teaching profession there was no change from the 2019 assessment

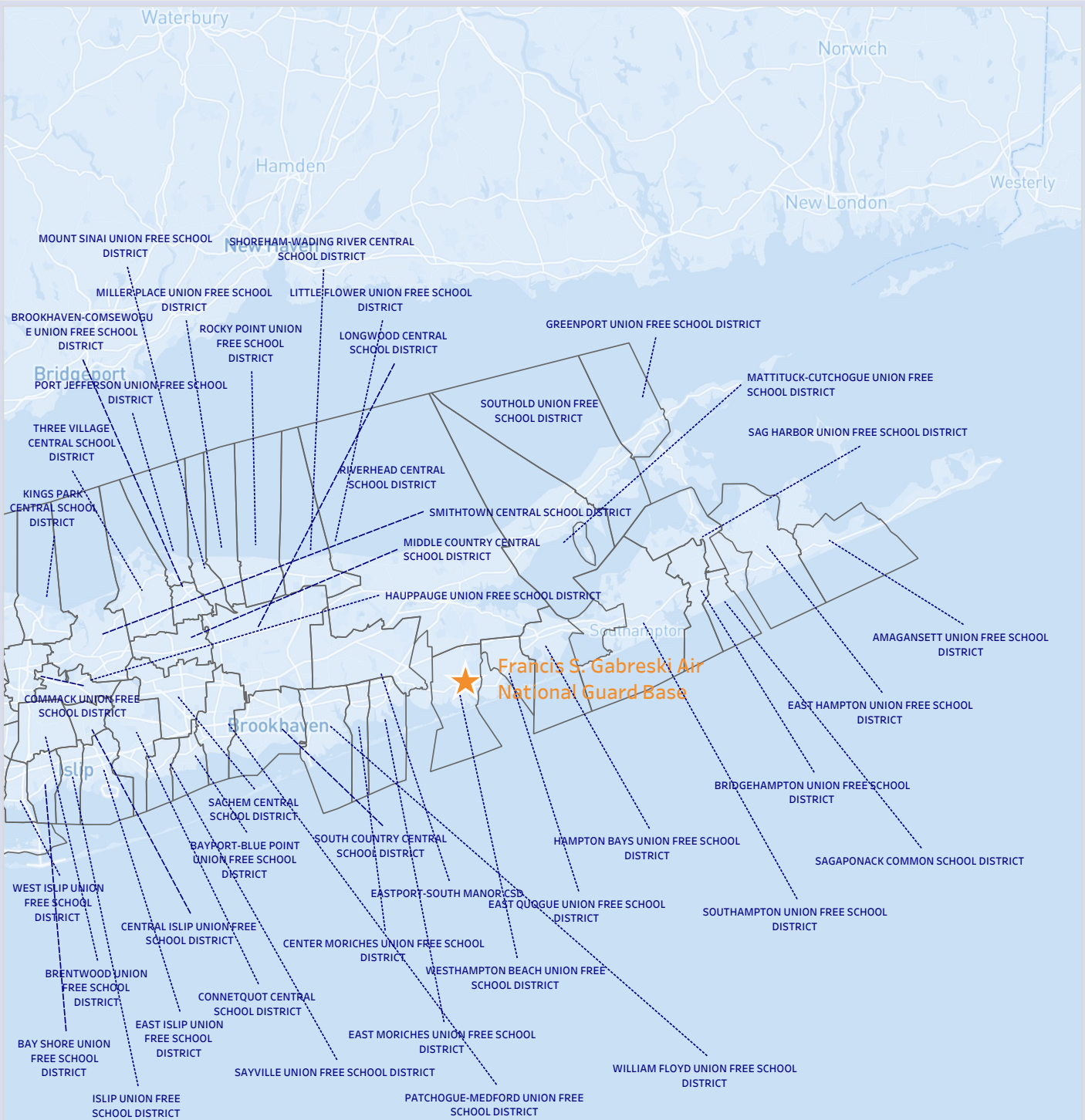
Additional notes:

- The education assessment cross references zip codes within the Military Housing Area (MHA) with zip codes of schools in the surrounding districts. Those school districts with zip codes that fall within the MHA of an installation are included in the analysis. In some locations, school district composition may have changed slightly due to the use of updated District IDs obtained from the Department of Education
- Graduation rates reflect a 4-year graduation, which was determined to be the expectation of Airmen, Guardians, and their families due to frequency of relocation
- The licensure assessment uses a checklist of licensure rules that states should have, and that they should avoid. For example, having a compact or temporary licensing rule and NOT having supervisory requirements are checklist items that lead to green. The Department of the Air Force reviewed state policies and programs intended to eliminate barriers to license portability for military spouses that were in effect as of 31 May 2021

For additional information on Education and Licensure assessment criteria, methodology and data sources, please see the Support of Military Families Background Information provided at www.af.mil under the Support to Families banner. All questions and feedback should be directed to SAF.MRR.Workflow@us.af.mil.

Francis S. Gabreski Air National Guard Base, New York

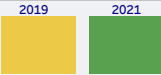
School Districts Map



Support of Military Families – 2021

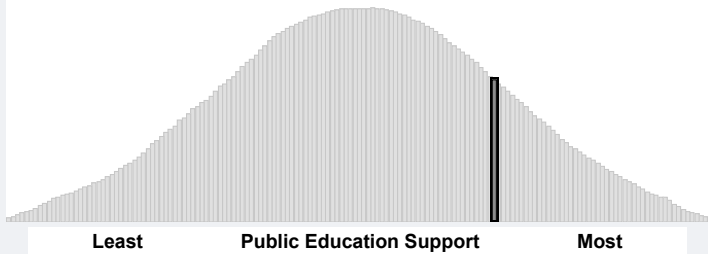
Hancock Field Air National Guard Base, New York

Public Education *




Key: ■ ≤ 33.3% < ■ < 66.7% ≤ ■ (Percentile)

Comparison of all 157 Air Force Installations

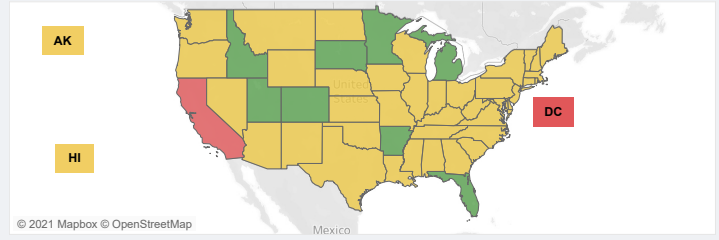


Licensure Portability

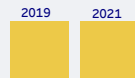


Key: ■ ≤ 1.50 < ■ < 4.00 ≤ ■ (Measure)

Licensure Portability in 50 States and DC



Academic Performance Criteria



Graduation Rate



Student Learning Rate



School Climate Criteria

Chronic Absenteeism Rate



Suspension Rate



Service Offering Criteria



Pre-Kindergarten Availability



Student to Counselor Ratio



Student to Mental Health Support Ratio



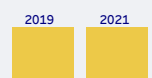
Student to Nurse Ratio



Student to Teacher Ratio



Accounting



Cosmetology



EMS



Engineering



Law



Nursing



Physical Therapy



Psychology



Teaching



Other Professions



Data Source	Most Recent Survey Time Period Utilized	Date Last Updated
State Laws, State Executive Orders, State Bar and Supreme Court Rules (Licensure)	Through May 2021	May 31, 2021

Data Source	Most Recent Survey Time Period Utilized	Date Last Updated
Department of Education - Civil Rights Data Collection District and School Data	SY 2017-2018	October 2020
Department of Education - ED Facts Graduation Rates (District Level and School Level)	SY 2018-2019	November 2020
Department of Education - National Center for Education Statistics Common Core of Data Public Elementary / Secondary School Universe Survey Data	SY 2019-2020	March 2021
Department of Education - National Center for Education Statistics Common Core of Data (School Search)	SY 2018-19 School Details and Enrollment Characteristics SY 2019-20 School Directory Information	April 2020 July 2020
Center for Education Policy Analysis: Stanford Education Data Archive (SEDA)	SY 2008-2009 through SY2017-2018	February 2021

* Public Education is compiled using 60% Academic Performance, 20% School Climate, and 20% Service Offering.

Areas Requiring Additional Support

Public Education

Graduation Rates



Public Education

Chronic Absenteeism



Public Education

Suspension Rate



Licensure Language

Professions

Substantial equivalency license Expedited license Temporary license

Accounting, Cosmetology, Engineering, Nursing, Physical Therapy, Psychology, Teaching



Support of Military Families – 2021

Hancock Field Air National Guard Base, New York

Education and Licensure Assessment Narrative

Public Education:

(This assessment is a comparative analysis using colors to graphically display results for all criteria and categories. The colors are assigned using percentiles, divided into thirds, to provide information about a location's relative position compared to all other Department of the Air Force installations assessed)

- Hancock Field ANGB received an overall green rating for public education as it fell within the top 33 percent of all Air Force installations assessed with strong service offering as the driving factor
- The areas with the lowest relative ranking which may require additional state/community support include graduation, chronic absenteeism, and suspension rates
- **Change from 2019:** Hancock's overall education rating shifted from yellow to green, however, pre-kindergarten availability shifted from green to yellow

Licensure Portability:

- The State of New York received an overall yellow rating for licensure portability indicating the State statutes (primarily McKinney's Education Law § 6501) contain barriers to licensure and certification portability for military spouses. This assessment was awarded for accepting current certification from all states in the United States for the EMS profession. The State also provides permanent licensure with no supervisory requirements for the Law profession
- Barriers remain for Accounting, Cosmetology, Engineering, Nursing, Physical Therapy, Psychology and Teaching which include "substantially equivalent" requirements. This allows acceptance of another state's license if the requirements for obtaining the license are sufficiently similar to their own State's requirements and precludes acceptance if the requirements are not similar. Additionally, there are barriers for Other Occupations as current statute does not exclude any other occupations from licensure portability burdens
- If you have additional information or recently made changes to your State's licensure statutes, you can send the updated information to SAF.MRR.Workflow@us.af.mil for consideration and potential changes to the assessment
- **Change from 2019:** Despite new legislation improving the temporary licensing process for the Teaching profession there was no change from the 2019 assessment

Additional notes:

- The education assessment cross references zip codes within the Military Housing Area (MHA) with zip codes of schools in the surrounding districts. Those school districts with zip codes that fall within the MHA of an installation are included in the analysis. In some locations, school district composition may have changed slightly due to the use of updated District IDs obtained from the Department of Education
- Graduation rates reflect a 4-year graduation, which was determined to be the expectation of Airmen, Guardians, and their families due to frequency of relocation
- The licensure assessment uses a checklist of licensure rules that states should have, and that they should avoid. For example, having a compact or temporary licensing rule and NOT having supervisory requirements are checklist items that lead to green. The Department of the Air Force reviewed state policies and programs intended to eliminate barriers to license portability for military spouses that were in effect as of 31 May 2021

For additional information on Education and Licensure assessment criteria, methodology and data sources, please see the Support of Military Families Background Information provided at www.af.mil under the Support to Families banner. All questions and feedback should be directed to SAF.MRR.Workflow@us.af.mil.

Hancock Field Air National Guard Base, New York

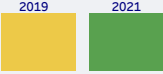
School Districts Map



Support of Military Families – 2021

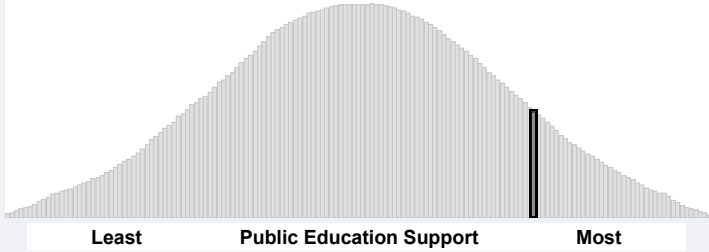
Niagara Falls Air Reserve Station, New York

Public Education *

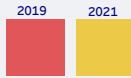


Key: ■ ≤ 33.3% < ■ < 66.7% ≤ ■ (Percentile)

Comparison of all 157 Air Force Installations



Academic Performance Criteria



Graduation Rate



Student Learning Rate



School Climate Criteria



Chronic Absenteeism Rate



Suspension Rate



Service Offering Criteria



Pre-Kindergarten Availability



Student to Counselor Ratio



Student to Mental Health Support Ratio




Student to Nurse Ratio



Student to Teacher Ratio

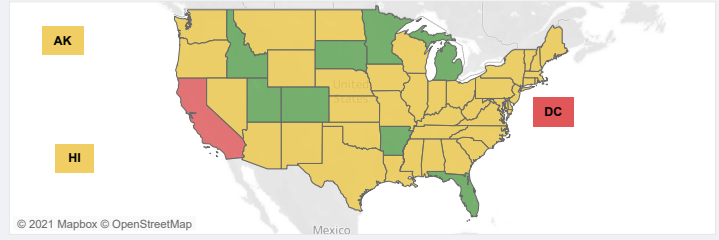


Licensure Portability



Key: ■ ≤ 1.50 < ■ < 4.00 ≤ ■ (Measure)

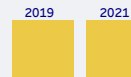
Licensure Portability in 50 States and DC



© 2021 Mapbox © OpenStreetMap



Accounting



Cosmetology



EMS



Engineering



Law



Nursing



Physical Therapy



Psychology



Teaching



Other Professions



Data Source	Most Recent Survey Time Period Utilized	Date Last Updated
State Laws, State Executive Orders, State Bar and Supreme Court Rules (Licensure)	Through May 2021	May 31, 2021

Data Source	Most Recent Survey Time Period Utilized	Date Last Updated
Department of Education - Civil Rights Data Collection District and School Data	SY 2017-2018	October 2020
Department of Education - EDFacts Graduation Rates (District Level and School Level)	SY 2018-2019	November 2020
Department of Education - National Center for Education Statistics Common Core of Data Public Elementary / Secondary School Universe Survey Data	SY 2019-2020	March 2021
Department of Education - National Center for Education Statistics Common Core of Data (School Search)	SY 2018-19 School Details and Enrollment Characteristics SY 2019-20 School Directory Information	April 2020 July 2020
Center for Education Policy Analysis: Stanford Education Data Archive (SEDA)	SY 2008-2009 through SY2017-2018	February 2021

* Public Education is compiled using 60% Academic Performance, 20% School Climate, and 20% Service Offering.

Areas Requiring Additional Support

Public Education

Chronic Absenteeism



Public Education

Graduation Rates



Public Education

Growth Measure



Licensure Language

Professions

Substantial equivalency license Expedited license Temporary license

Accounting, Cosmetology, Engineering, Nursing, Physical Therapy, Psychology, Teaching



Support of Military Families – 2021

Niagara Falls Air Reserve Station, New York

Education and Licensure Assessment Narrative

Public Education:

(This assessment is a comparative analysis using colors to graphically display results for all criteria and categories. The colors are assigned using percentiles, divided into thirds, to provide information about a location's relative position compared to all other Department of the Air Force installations assessed)

- Niagara Falls ARS received an overall green rating for public education as it fell within the top 33 percent of all Air Force installations assessed with strong overall academic performance, school climate and service offering as the driving factors
- The areas with the lowest relative ranking which may require additional state/community support include chronic absenteeism, graduation, and student learning rates
- Change from 2019:** Niagara's overall education rating shifted from yellow to green as overall academic performance and school climate shifted from red to yellow

Licensure Portability:

- The State of New York received an overall yellow rating for licensure portability indicating the State statutes (primarily McKinney's Education Law § 6501) contain barriers to licensure and certification portability for military spouses. This assessment was awarded for accepting current certification from all states in the United States for the EMS profession. The State also provides permanent licensure with no supervisory requirements for the Law profession
- Barriers remain for Accounting, Cosmetology, Engineering, Nursing, Physical Therapy, Psychology and Teaching which include "substantially equivalent" requirements. This allows acceptance of another state's license if the requirements for obtaining the license are sufficiently similar to their own State's requirements and precludes acceptance if the requirements are not similar. Additionally, there are barriers for Other Occupations as current statute does not exclude any other occupations from licensure portability burdens
- If you have additional information or recently made changes to your State's licensure statutes, you can send the updated information to SAF.MRR.Workflow@us.af.mil for consideration and potential changes to the assessment
- Change from 2019:** Despite new legislation improving the temporary licensing process for the Teaching profession there was no change from the 2019 assessment

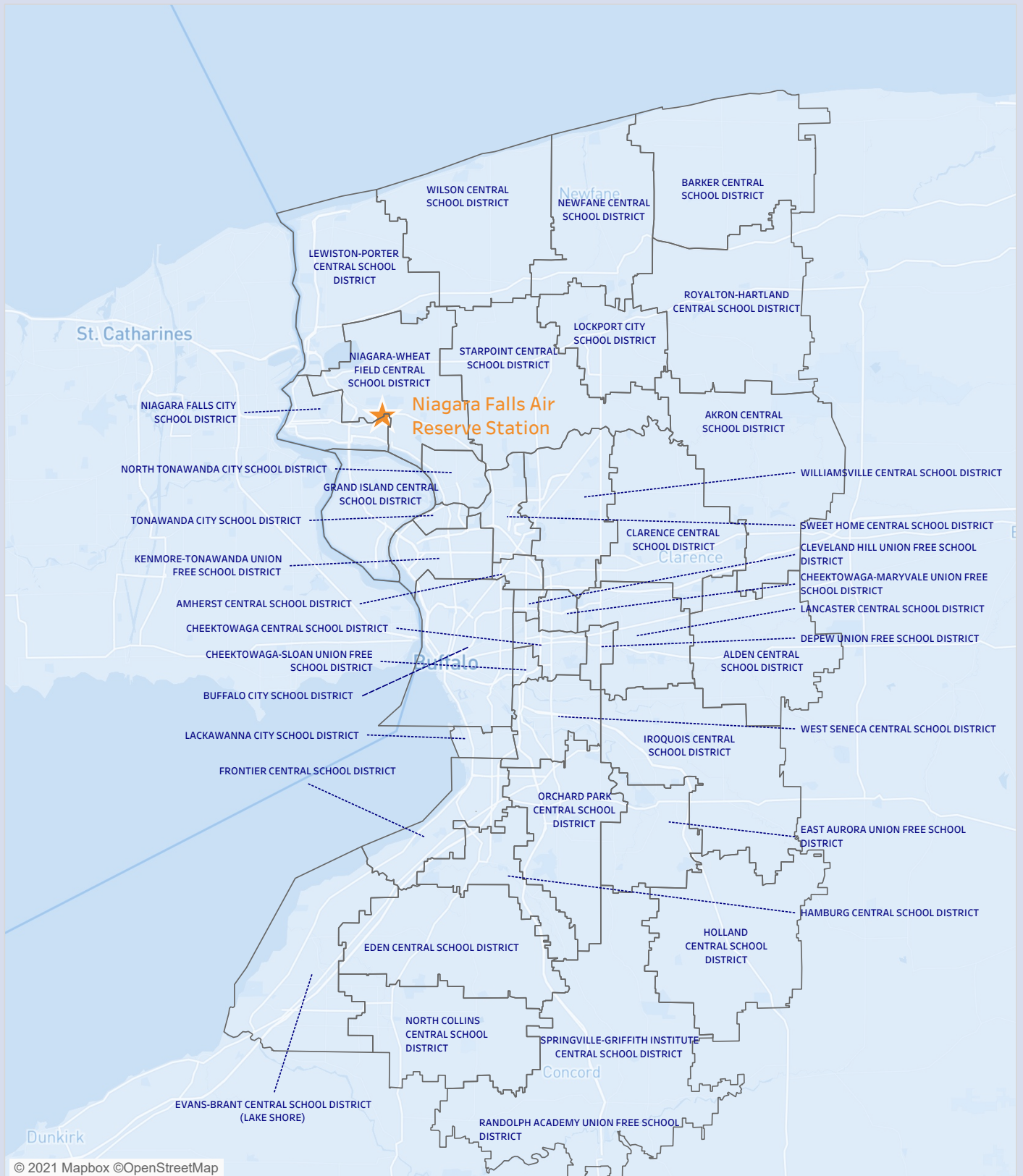
Additional notes:

- The education assessment cross references zip codes within the Military Housing Area (MHA) with zip codes of schools in the surrounding districts. Those school districts with zip codes that fall within the MHA of an installation are included in the analysis. In some locations, school district composition may have changed slightly due to the use of updated District IDs obtained from the Department of Education
- Graduation rates reflect a 4-year graduation, which was determined to be the expectation of Airmen, Guardians, and their families due to frequency of relocation
- The licensure assessment uses a checklist of licensure rules that states should have, and that they should avoid. For example, having a compact or temporary licensing rule and NOT having supervisory requirements are checklist items that lead to green. The Department of the Air Force reviewed state policies and programs intended to eliminate barriers to license portability for military spouses that were in effect as of 31 May 2021

For additional information on Education and Licensure assessment criteria, methodology and data sources, please see the Support of Military Families Background Information provided at www.af.mil under the Support to Families banner. All questions and feedback should be directed to SAF.MRR.Workflow@us.af.mil .

Niagara Falls Air Reserve Station, New York

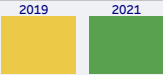
School Districts Map



Support of Military Families – 2021

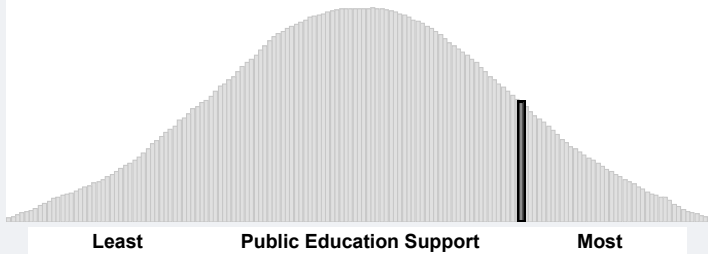
Stewart Air National Guard Base, New York

Public Education *




Key: ■ ≤ 33.3% < ■ < 66.7% ≤ ■ (Percentile)

Comparison of all 157 Air Force Installations

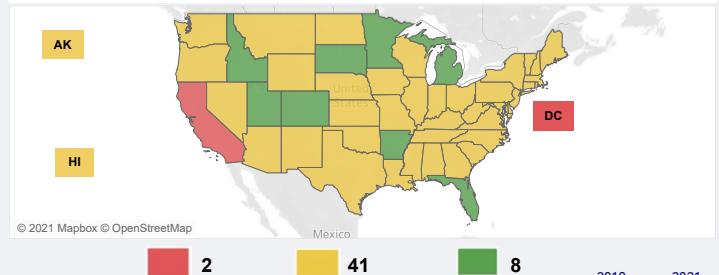


Licensure Portability

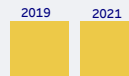


Key: ■ ≤ 1.50 < ■ < 4.00 ≤ ■ (Measure)

Licensure Portability in 50 States and DC



Academic Performance Criteria



Graduation Rate



Student Learning Rate



School Climate Criteria



Chronic Absenteeism Rate



Suspension Rate



Service Offering Criteria



Pre-Kindergarten Availability



Student to Counselor Ratio



Student to Mental Health Support Ratio




Student to Nurse Ratio



Student to Teacher Ratio



Accounting



Cosmetology



EMS



Engineering



Law



Nursing



Physical Therapy



Psychology



Teaching



Other Professions



Data Source	Most Recent Survey Time Period Utilized	Date Last Updated
State Laws, State Executive Orders, State Bar and Supreme Court Rules (Licensure)	Through May 2021	May 31, 2021

Data Source	Most Recent Survey Time Period Utilized	Date Last Updated
Department of Education - Civil Rights Data Collection District and School Data	SY 2017-2018	October 2020
Department of Education - EDFacts Graduation Rates (District Level and School Level)	SY 2018-2019	November 2020
Department of Education - National Center for Education Statistics Common Core of Data Public Elementary / Secondary School Universe Survey Data	SY 2019-2020	March 2021
Department of Education - National Center for Education Statistics Common Core of Data (School Search)	SY 2018-19 School Details and Enrollment Characteristics SY 2019-20 School Directory Information	April 2020 July 2020
Center for Education Policy Analysis: Stanford Education Data Archive (SEDA)	SY 2008-2009 through SY2017-2018	February 2021

* Public Education is compiled using 60% Academic Performance, 20% School Climate, and 20% Service Offering.

Areas Requiring Additional Support

Public Education

PreK



Public Education

Chronic Absenteeism



Public Education

Graduation Rates



Licensure Language

Professions

Substantial equivalency license Expedited license Temporary license

Accounting, Cosmetology, Engineering, Nursing, Physical Therapy, Psychology, Teaching



Support of Military Families – 2021

Stewart Air National Guard Base, New York

Education and Licensure Assessment Narrative

Public Education:

(This assessment is a comparative analysis using colors to graphically display results for all criteria and categories. The colors are assigned using percentiles, divided into thirds, to provide information about a location's relative position compared to all other Department of the Air Force installations assessed)

- Stewart ANGB received an overall green rating for public education as it fell within the top 33 percent of all Air Force installations assessed with strong overall service offerings as the driving factor
- The areas with the lowest relative ranking which may require additional state/community support include pre-kindergarten availability, and chronic absenteeism and graduation rates
- Change from 2019:** Stewart's overall education rating shifted from yellow to green although overall school climate shifted from green to yellow. Additionally, student to counselor ratio shifted from green to yellow

Licensure Portability:

- The State of New York received an overall yellow rating for licensure portability indicating the State statutes (primarily McKinney's Education Law § 6501) contain barriers to licensure and certification portability for military spouses. This assessment was awarded for accepting current certification from all states in the United States for the EMS profession. The State also provides permanent licensure with no supervisory requirements for the Law profession
- Barriers remain for Accounting, Cosmetology, Engineering, Nursing, Physical Therapy, Psychology and Teaching which include "substantially equivalent" requirements. This allows acceptance of another state's license if the requirements for obtaining the license are sufficiently similar to their own State's requirements and precludes acceptance if the requirements are not similar. Additionally, there are barriers for Other Occupations as current statute does not exclude any other occupations from licensure portability burdens
- If you have additional information or recently made changes to your State's licensure statutes, you can send the updated information to SAF.MRR.Workflow@us.af.mil for consideration and potential changes to the assessment
- Change from 2019:** Despite new legislation improving the temporary licensing process for the Teaching profession there was no change from the 2019 assessment

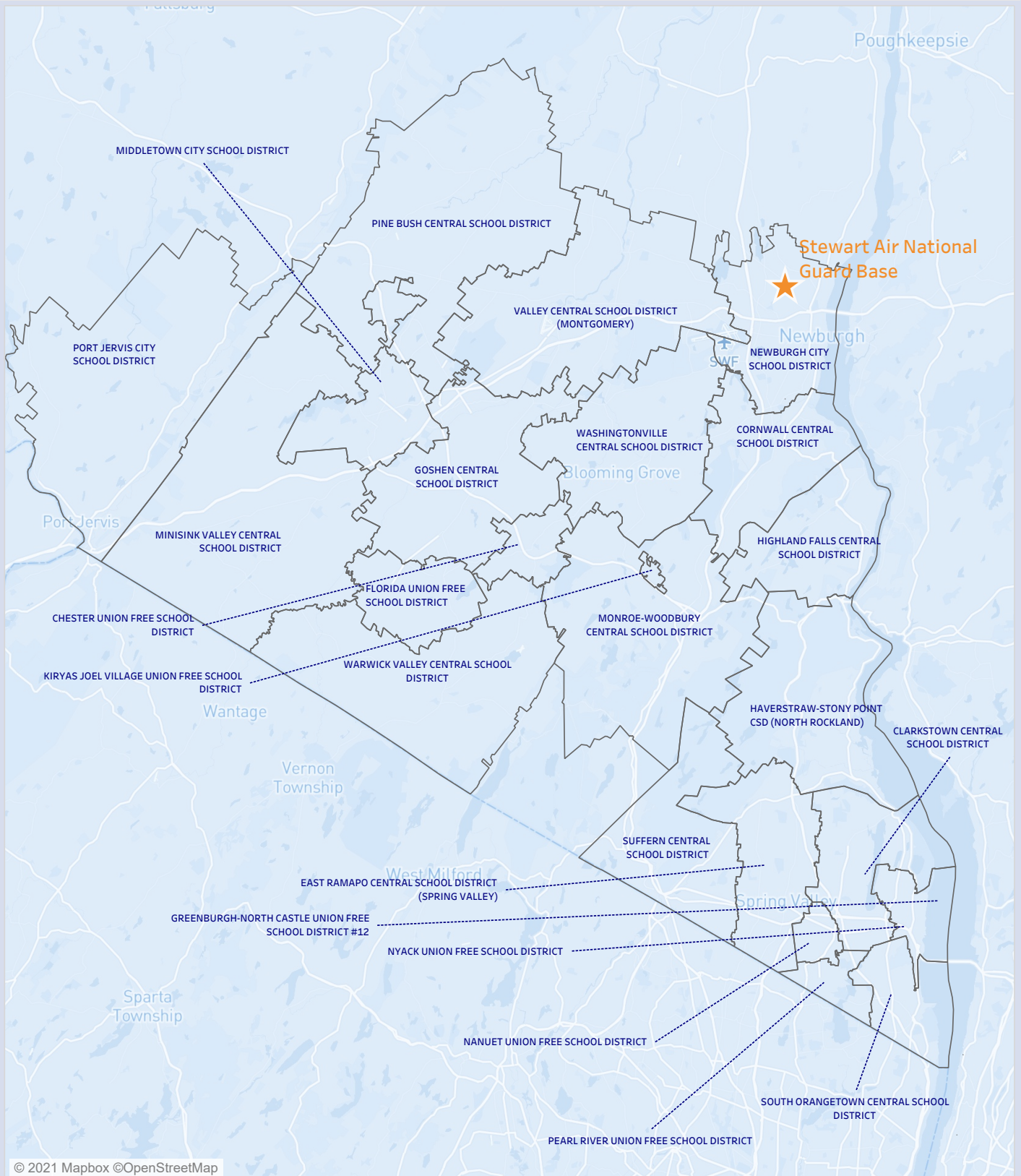
Additional notes:

- The education assessment cross references zip codes within the Military Housing Area (MHA) with zip codes of schools in the surrounding districts. Those school districts with zip codes that fall within the MHA of an installation are included in the analysis. In some locations, school district composition may have changed slightly due to the use of updated District IDs obtained from the Department of Education
- Graduation rates reflect a 4-year graduation, which was determined to be the expectation of Airmen, Guardians, and their families due to frequency of relocation
- The licensure assessment uses a checklist of licensure rules that states should have, and that they should avoid. For example, having a compact or temporary licensing rule and NOT having supervisory requirements are checklist items that lead to green. The Department of the Air Force reviewed state policies and programs intended to eliminate barriers to license portability for military spouses that were in effect as of 31 May 2021

For additional information on Education and Licensure assessment criteria, methodology and data sources, please see the Support of Military Families Background Information provided at www.af.mil under the Support to Families banner. All questions and feedback should be directed to SAF.MRR.Workflow@us.af.mil .

Stewart Air National Guard Base, New York

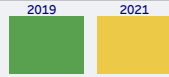
School Districts Map



Support of Military Families – 2021

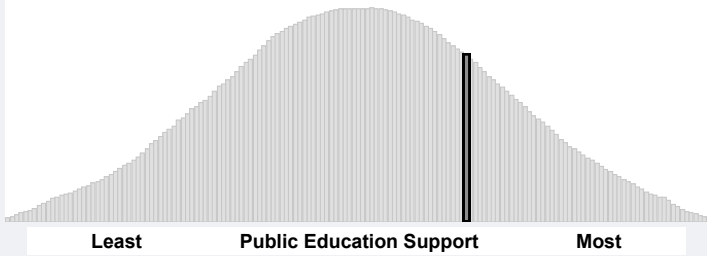
Stratton Air National Guard Base, New York

Public Education *




Key: ■ ≤ 33.3% < ■ < 66.7% ≤ ■ (Percentile)

Comparison of all 157 Air Force Installations

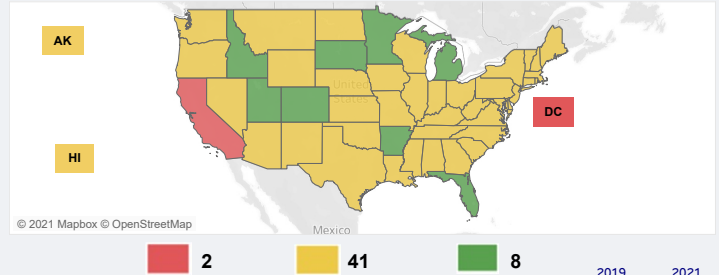


Licensure Portability

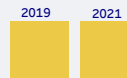


Key: ■ ≤ 1.50 < ■ < 4.00 ≤ ■ (Measure)

Licensure Portability in 50 States and DC



Academic Performance Criteria



Graduation Rate



Student Learning Rate



School Climate Criteria



Chronic Absenteeism Rate



Suspension Rate



Service Offering Criteria



Pre-Kindergarten Availability



Student to Counselor Ratio



Student to Mental Health Support Ratio



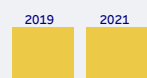
Student to Nurse Ratio



Student to Teacher Ratio



Accounting



Cosmetology



EMS



Engineering



Law



Nursing



Physical Therapy



Psychology



Teaching



Other Professions



Data Source	Most Recent Survey Time Period Utilized	Date Last Updated
State Laws, State Executive Orders, State Bar and Supreme Court Rules (Licensure)	Through May 2021	May 31, 2021

Data Source	Most Recent Survey Time Period Utilized	Date Last Updated
Department of Education - Civil Rights Data Collection District and School Data	SY 2017-2018	October 2020
Department of Education - EDFacts Graduation Rates (District Level and School Level)	SY 2018-2019	November 2020
Department of Education - National Center for Education Statistics Common Core of Data Public Elementary / Secondary School Universe Survey Data	SY 2019-2020	March 2021
Department of Education - National Center for Education Statistics Common Core of Data (School Search)	SY 2018-19 School Details and Enrollment Characteristics SY 2019-20 School Directory Information	April 2020 July 2020
Center for Education Policy Analysis: Stanford Education Data Archive (SEDA)	SY 2008-2009 through SY2017-2018	February 2021

* Public Education is compiled using 60% Academic Performance, 20% School Climate, and 20% Service Offering.

Areas Requiring Additional Support

Public Education

Graduation Rates



Public Education

Chronic Absenteeism



Public Education

PreK



Licensure Language

Substantial equivalency Expedited license Temporary license

Professions

Accounting, Cosmetology, Engineering, Nursing, Physical Therapy, Psychology, Teaching



Support of Military Families – 2021

Stratton Air National Guard Base, New York

Education and Licensure Assessment Narrative

Public Education:

(This assessment is a comparative analysis using colors to graphically display results for all criteria and categories. The colors are assigned using percentiles, divided into thirds, to provide information about a location's relative position compared to all other Department of the Air Force installations assessed)

- Stratton ANGB received an overall yellow rating for public education as it fell within the middle 33 percent of all Air Force installations assessed
- The areas with the lowest relative ranking which may require additional state/community support include graduation and chronic absenteeism rates, and pre-kindergarten availability
- Change from 2019:** Stratton's overall education rating shifted from green to yellow as graduation and chronic absenteeism rates shifted from yellow to red

Licensure Portability:

- The State of New York received an overall yellow rating for licensure portability indicating the State statutes (primarily McKinney's Education Law § 6501) contain barriers to licensure and certification portability for military spouses. This assessment was awarded for accepting current certification from all states in the United States for the EMS profession. The State also provides permanent licensure with no supervisory requirements for the Law profession
- Barriers remain for Accounting, Cosmetology, Engineering, Nursing, Physical Therapy, Psychology and Teaching which include "substantially equivalent" requirements. This allows acceptance of another state's license if the requirements for obtaining the license are sufficiently similar to their own State's requirements and precludes acceptance if the requirements are not similar. Additionally, there are barriers for Other Occupations as current statute does not exclude any other occupations from licensure portability burdens
- If you have additional information or recently made changes to your State's licensure statutes, you can send the updated information to SAF.MRR.Workflow@us.af.mil for consideration and potential changes to the assessment
- Change from 2019:** Despite new legislation improving the temporary licensing process for the Teaching profession there was no change from the 2019 assessment

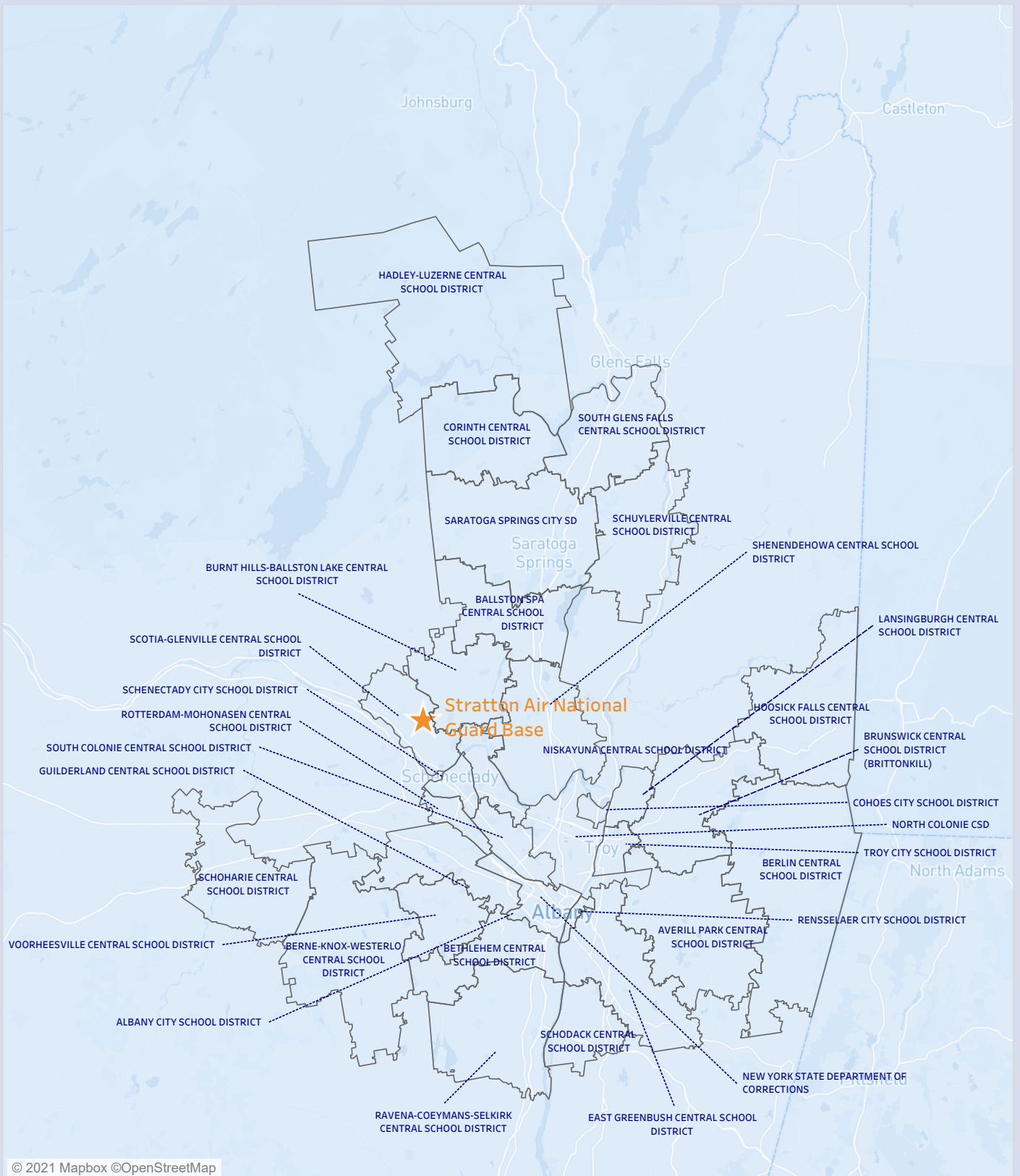
Additional notes:

- The education assessment cross references zip codes within the Military Housing Area (MHA) with zip codes of schools in the surrounding districts. Those school districts with zip codes that fall within the MHA of an installation are included in the analysis. In some locations, school district composition may have changed slightly due to the use of updated District IDs obtained from the Department of Education
- Graduation rates reflect a 4-year graduation, which was determined to be the expectation of Airmen, Guardians, and their families due to frequency of relocation
- The licensure assessment uses a checklist of licensure rules that states should have, and that they should avoid. For example, having a compact or temporary licensing rule and NOT having supervisory requirements are checklist items that lead to green. The Department of the Air Force reviewed state policies and programs intended to eliminate barriers to license portability for military spouses that were in effect as of 31 May 2021

For additional information on Education and Licensure assessment criteria, methodology and data sources, please see the Support of Military Families Background Information provided at www.af.mil under the Support to Families banner. All questions and feedback should be directed to SAF.MRR.Workflow@us.af.mil .

Stratton Air National Guard Base, New York


School Districts Map



Support of Military Families – 2021

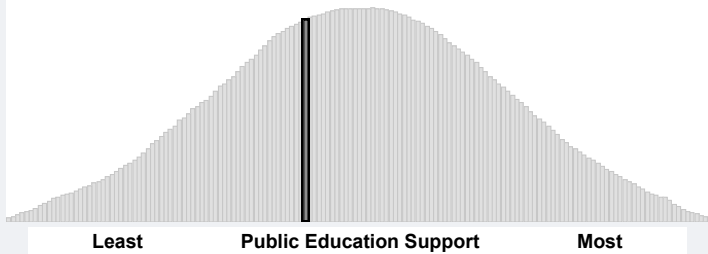
Mansfield Lahm Air National Guard Base, Ohio

Public Education *




Key: ■ ≤ 33.3% < ■ < 66.7% ≤ ■ (Percentile)

Comparison of all 157 Air Force Installations


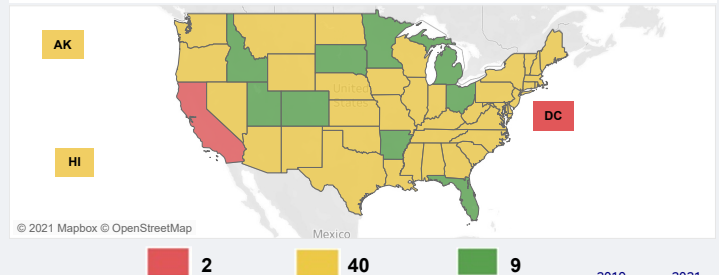


Licensure Portability

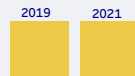


Key: ■ ≤ 1.50 < ■ < 4.00 ≤ ■ (Measure)

Licensure Portability in 50 States and DC



Academic Performance Criteria



Graduation Rate



Student Learning Rate



School Climate Criteria



Chronic Absenteeism Rate



Suspension Rate



Service Offering Criteria



Pre-Kindergarten Availability



Student to Counselor Ratio



Student to Mental Health Support Ratio



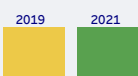
Student to Nurse Ratio



Student to Teacher Ratio



Accounting



Cosmetology



EMS



Engineering



Law



Nursing



Physical Therapy



Psychology



Teaching



Other Professions



Data Source	Most Recent Survey Time Period Utilized	Date Last Updated
State Laws, State Executive Orders, State Bar and Supreme Court Rules (Licensure)	Through May 2021	May 31, 2021

Data Source	Most Recent Survey Time Period Utilized	Date Last Updated
Department of Education - Civil Rights Data Collection District and School Data	SY 2017-2018	October 2020
Department of Education - ED Facts Graduation Rates (District Level and School Level)	SY 2018-2019	November 2020
Department of Education - National Center for Education Statistics Common Core of Data Public Elementary / Secondary School Universe Survey Data	SY 2019-2020	March 2021
Department of Education - National Center for Education Statistics Common Core of Data (School Search)	SY 2018-19 School Details and Enrollment Characteristics SY 2019-20 School Directory Information	April 2020 July 2020
Center for Education Policy Analysis: Stanford Education Data Archive (SEDA)	SY 2008-2009 through SY2017-2018	February 2021

* Public Education is compiled using 60% Academic Performance, 20% School Climate, and 20% Service Offering.

Areas Requiring Additional Support

Public Education

PreK



Public Education

Student to Counselor



Public Education

Graduation Rates



Support of Military Families – 2021

Mansfield Lahm Air National Guard Base, Ohio

Education and Licensure Assessment Narrative

Public Education:

(This assessment is a comparative analysis using colors to graphically display results for all criteria and categories. The colors are assigned using percentiles, divided into thirds, to provide information about a location's relative position compared to all other Department of the Air Force installations assessed)

- Mansfield Lahm ANGB received an overall yellow rating for public education as it fell within the middle 33 percent of all Air Force installations assessed
- The areas with the lowest relative ranking which may require additional state/community support include pre-kindergarten availability, student to counselor ratio, and graduation rate
- Change from 2019:** Mansfield Lahm's overall education rating did not shift from 2019, however graduation rate shifted from green to yellow

Licensure Portability:

- The State of Ohio received an overall green rating for licensure portability indicating the State statutes (primarily SB 7) are effective in removing barriers to licensure and certification portability. Military spouses can easily transfer professional licenses and certificates from other states and sustain their careers. Licensing entities in Ohio are required to grant licensure, temporary or regular, to military spouses holding an occupational license in good standing with a similar scope of practice. Also, providing permanent licensure with no supervisory requirements for the Law profession removed barriers for military spouses as did not excluding any other occupations from licensure portability. All occupations in Ohio were assessed green
- If you have additional information or recently made changes to your State's licensure statutes, you can send the updated information to SAF.MRR.Workflow@us.af.mil for consideration and potential changes to the assessment
- Change from 2019:** Ohio improved to a green assessment by joining multiple compacts (specifically the Physical Therapy Licensure Compact) and by updating the temporary licensing process (S.B. 7) to require ("shall") licensing authorities to issue and expedite military spouse licenses as opposed to permitting the agency's discretion ("may")

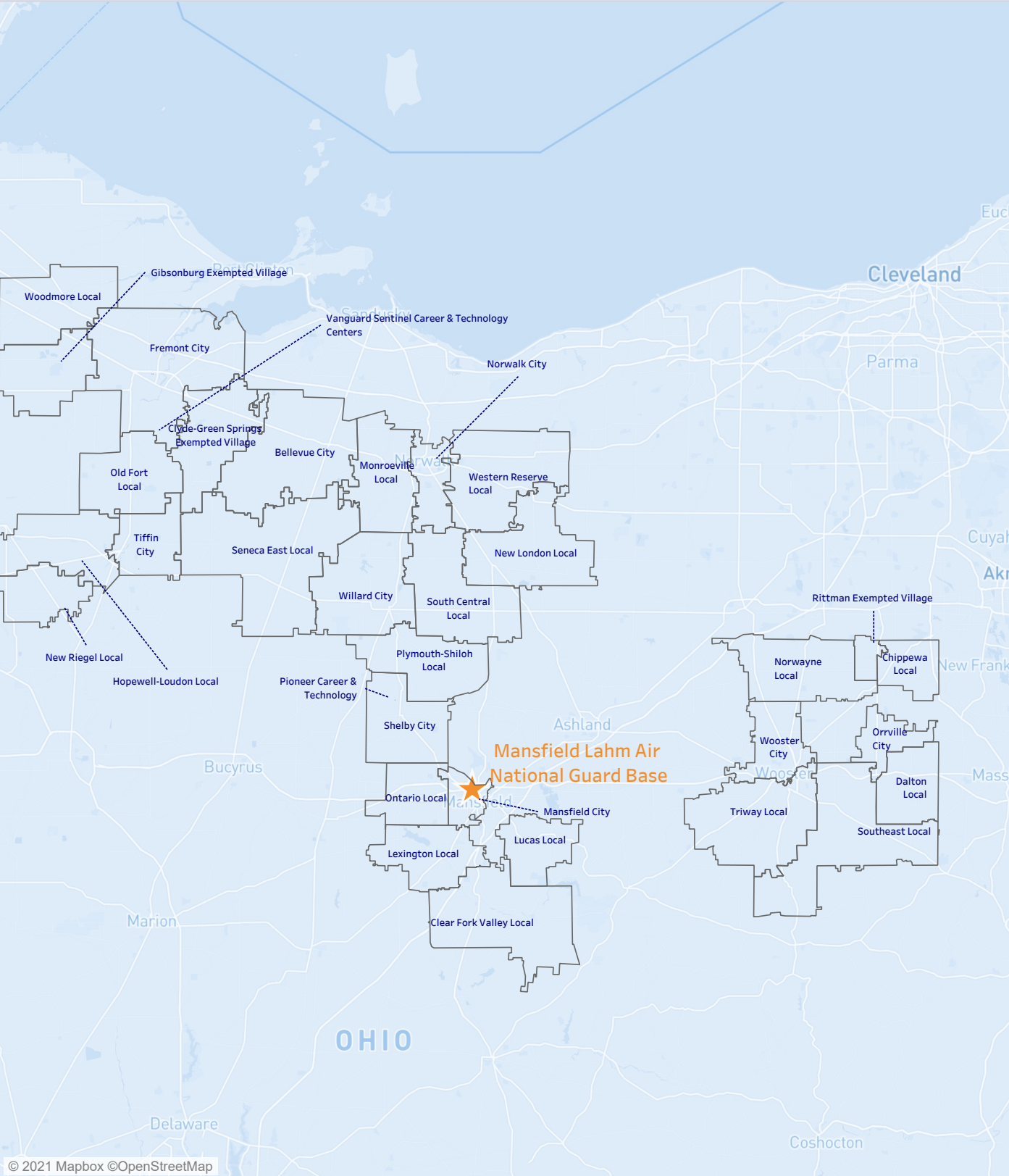
Additional notes:

- The education assessment cross references zip codes within the Military Housing Area (MHA) with zip codes of schools in the surrounding districts. Those school districts with zip codes that fall within the MHA of an installation are included in the analysis. In some locations, school district composition may have changed slightly due to the use of updated District IDs obtained from the Department of Education
- Graduation rates reflect a 4-year graduation, which was determined to be the expectation of Airmen, Guardians, and their families due to frequency of relocation
- The licensure assessment uses a checklist of licensure rules that states should have, and that they should avoid. For example, having a compact or temporary licensing rule and NOT having supervisory requirements are checklist items that lead to green. The Department of the Air Force reviewed state policies and programs intended to eliminate barriers to license portability for military spouses that were in effect as of 31 May 2021

For additional information on Education and Licensure assessment criteria, methodology and data sources, please see the Support of Military Families Background Information provided at www.af.mil under the Support to Families banner. All questions and feedback should be directed to SAF.MRR.Workflow@us.af.mil.

Mansfield Lahm Air National Guard Base, Ohio

School Districts Map

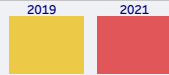


Support of Military Families – 2021

Rickenbacker Air National Guard Base, Ohio

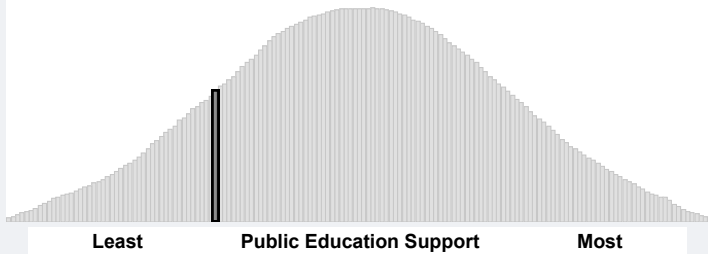
(Zanesville Air National Guard Base, Ohio)

Public Education *




Key: ■ ≤ 33.3% < ■ < 66.7% ≤ ■ (Percentile)

Comparison of all 157 Air Force Installations

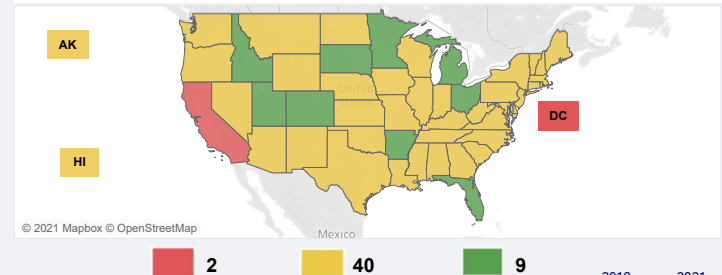


Licensure Portability

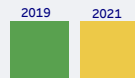


Key: ■ ≤ 1.50 < ■ < 4.00 ≤ ■ (Measure)

Licensure Portability in 50 States and DC



Academic Performance Criteria



Graduation Rate



Student Learning Rate



School Climate Criteria

Chronic Absenteeism Rate



Suspension Rate



Service Offering Criteria

Pre-Kindergarten Availability



Student to Counselor Ratio



Student to Mental Health Support Ratio



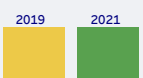
Student to Nurse Ratio



Student to Teacher Ratio



Accounting



Cosmetology



EMS



Engineering



Law



Nursing



Physical Therapy



Psychology



Teaching



Other Professions



Data Source	Most Recent Survey Time Period Utilized	Date Last Updated
State Laws, State Executive Orders, State Bar and Supreme Court Rules (Licensure)	Through May 2021	May 31, 2021

Data Source	Most Recent Survey Time Period Utilized	Date Last Updated
Department of Education - Civil Rights Data Collection District and School Data	SY 2017-2018	October 2020
Department of Education - EDFacts Graduation Rates (District Level and School Level)	SY 2018-2019	November 2020
Department of Education - National Center for Education Statistics Common Core of Data Public Elementary / Secondary School Universe Survey Data	SY 2019-2020	March 2021
Department of Education - National Center for Education Statistics Common Core of Data (School Search)	SY 2018-19 School Details and Enrollment Characteristics	April 2020
	SY 2019-20 School Directory Information	July 2020
Center for Education Policy Analysis: Stanford Education Data Archive (SEDA)	SY 2008-2009 through SY2017-2018	February 2021

* Public Education is compiled using 60% Academic Performance, 20% School Climate, and 20% Service Offering.

Areas Requiring Additional Support

Public Education

Student to Counselor



Public Education

Student to Teacher



Public Education

PreK



Support of Military Families – 2021

Rickenbacker Air National Guard Base, Ohio

Education and Licensure Assessment Narrative

Public Education:

(This assessment is a comparative analysis using colors to graphically display results for all criteria and categories. The colors are assigned using percentiles, divided into thirds, to provide information about a location's relative position compared to all other Department of the Air Force installations assessed)

- Rickenbacker ANGB received an overall red rating for public education as it fell within the bottom 33 percent of all Air Force installations assessed
- The areas with the lowest relative ranking which may require additional state/community support include student to counselor and student to teacher ratios, and pre-kindergarten availability
- Change from 2019:** Rickenbacker's overall education rating shifted from yellow to red as overall academic performance shifted from green to yellow due to graduation rate shifting from green to red. Additionally, chronic absenteeism rate shifted from red to yellow

Licensure Portability:

- The State of Ohio received an overall green rating for licensure portability indicating the State statutes (primarily SB 7) are effective in removing barriers to licensure and certification portability. Military spouses can easily transfer professional licenses and certificates from other states and sustain their careers. Licensing entities in Ohio are required to grant licensure, temporary or regular, to military spouses holding an occupational license in good standing with a similar scope of practice. Also, providing permanent licensure with no supervisory requirements for the Law profession removed barriers for military spouses as did not excluding any other occupations from licensure portability. All occupations in Ohio were assessed green
- If you have additional information or recently made changes to your State's licensure statutes, you can send the updated information to SAF.MRR.Workflow@us.af.mil for consideration and potential changes to the assessment
- Change from 2019:** Ohio improved to a green assessment by joining multiple compacts (specifically the Physical Therapy Licensure Compact) and by updating the temporary licensing process (S.B. 7) to require ("shall") licensing authorities to issue and expedite military spouse licenses as opposed to permitting the agency's discretion ("may")

Additional notes:

- The education assessment cross references zip codes within the Military Housing Area (MHA) with zip codes of schools in the surrounding districts. Those school districts with zip codes that fall within the MHA of an installation are included in the analysis. In some locations, school district composition may have changed slightly due to the use of updated District IDs obtained from the Department of Education
- Graduation rates reflect a 4-year graduation, which was determined to be the expectation of Airmen, Guardians, and their families due to frequency of relocation
- The licensure assessment uses a checklist of licensure rules that states should have, and that they should avoid. For example, having a compact or temporary licensing rule and NOT having supervisory requirements are checklist items that lead to green. The Department of the Air Force reviewed state policies and programs intended to eliminate barriers to license portability for military spouses that were in effect as of 31 May 2021

For additional information on Education and Licensure assessment criteria, methodology and data sources, please see the Support of Military Families Background Information provided at www.af.mil under the Support to Families banner. All questions and feedback should be directed to SAF.MRR.Workflow@us.af.mil.

Rickenbacker Air National Guard Base, Ohio


School Districts Map



Support of Military Families – 2021

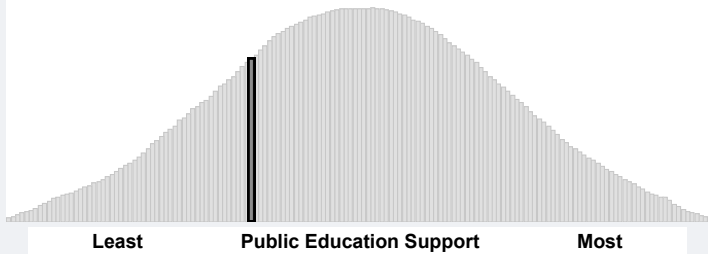
Springfield-Beckley Air National Guard Base, Ohio

Public Education *




Key: ■ ≤ 33.3% < ■ < 66.7% ≤ ■ (Percentile)

Comparison of all 157 Air Force Installations

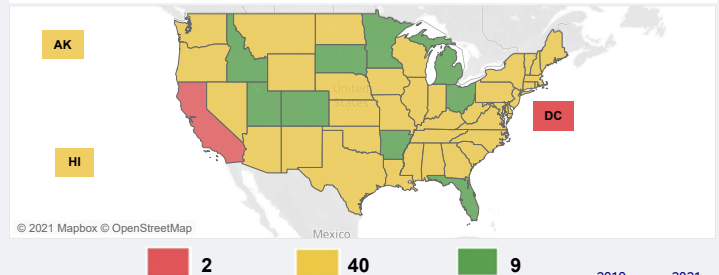


Licensure Portability

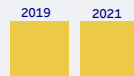


Key: ■ ≤ 1.50 < ■ < 4.00 ≤ ■ (Measure)

Licensure Portability in 50 States and DC



Academic Performance Criteria



Graduation Rate



Student Learning Rate



School Climate Criteria

Chronic Absenteeism Rate



Suspension Rate



Service Offering Criteria

Pre-Kindergarten Availability



Student to Counselor Ratio



Student to Mental Health Support Ratio



Student to Nurse Ratio




Student to Teacher Ratio




Accounting




Cosmetology




EMS




Engineering




Law




Nursing




Physical Therapy




Psychology



Teaching



Other Professions



Data Source	Most Recent Survey Time Period Utilized	Date Last Updated
State Laws, State Executive Orders, State Bar and Supreme Court Rules (Licensure)	Through May 2021	May 31, 2021

Data Source	Most Recent Survey Time Period Utilized	Date Last Updated
Department of Education - Civil Rights Data Collection District and School Data	SY 2017-2018	October 2020
Department of Education - EDFACTS Graduation Rates (District Level and School Level)	SY 2018-2019	November 2020
Department of Education - National Center for Education Statistics Common Core of Data Public Elementary / Secondary School Universe Survey Data	SY 2019-2020	March 2021
Department of Education - National Center for Education Statistics Common Core of Data (School Search)	SY 2018-19 School Details and Enrollment Characteristics SY 2019-20 School Directory Information	April 2020 July 2020
Center for Education Policy Analysis: Stanford Education Data Archive (SEDA)	SY 2008-2009 through SY2017-2018	February 2021

* Public Education is compiled using 60% Academic Performance, 20% School Climate, and 20% Service Offering.

Areas Requiring Additional Support

Public Education

Graduation Rates



Public Education

Chronic Absenteeism



Public Education

Student to Counselor



Support of Military Families – 2021

Springfield-Beckley Air National Guard Base, Ohio

Education and Licensure Assessment Narrative

Public Education:

(This assessment is a comparative analysis using colors to graphically display results for all criteria and categories. The colors are assigned using percentiles, divided into thirds, to provide information about a location's relative position compared to all other Department of the Air Force installations assessed)

- Springfield-Beckley ANGB received an overall yellow rating for public education as it fell within the middle 33 percent of all Air Force installations assessed
- The areas with the lowest relative ranking which may require additional state/community support include graduation and chronic absenteeism rates, and student to counselor ratio
- Change from 2019:** Springfield-Beckley's overall education rating did not shift, however, graduation rate shifted from yellow to red and student to teacher ratio shifted from red to yellow

Licensure Portability:

- The State of Ohio received an overall green rating for licensure portability indicating the State statutes (primarily SB 7) are effective in removing barriers to licensure and certification portability. Military spouses can easily transfer professional licenses and certificates from other states and sustain their careers. Licensing entities in Ohio are required to grant licensure, temporary or regular, to military spouses holding an occupational license in good standing with a similar scope of practice. Also, providing permanent licensure with no supervisory requirements for the Law profession removed barriers for military spouses as did not excluding any other occupations from licensure portability. All occupations in Ohio were assessed green
- If you have additional information or recently made changes to your State's licensure statutes, you can send the updated information to SAF.MRR.Workflow@us.af.mil for consideration and potential changes to the assessment
- Change from 2019:** Ohio improved to a green assessment by joining multiple compacts (specifically the Physical Therapy Licensure Compact) and by updating the temporary licensing process (S.B. 7) to require ("shall") licensing authorities to issue and expedite military spouse licenses as opposed to permitting the agency's discretion ("may")

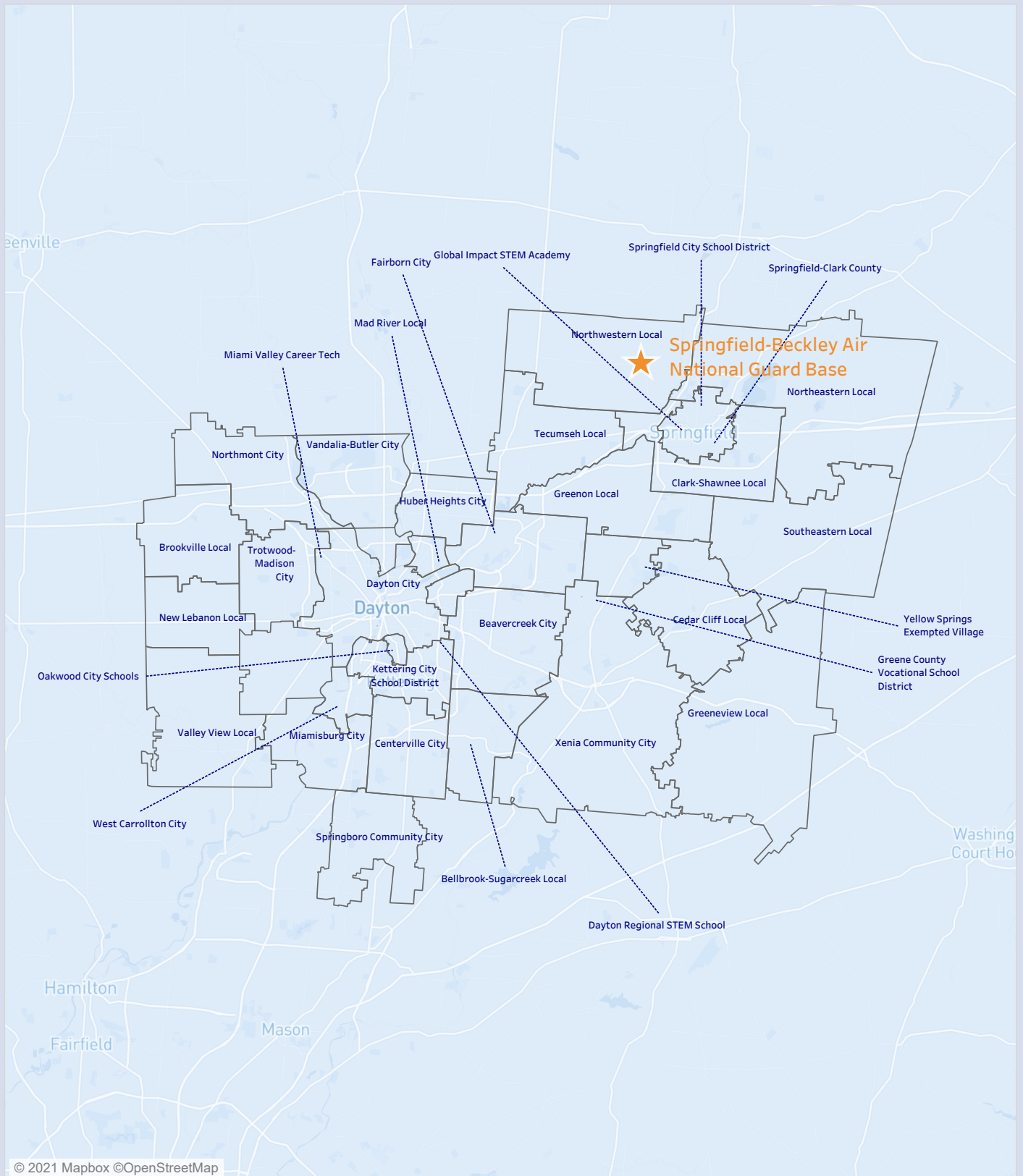
Additional notes:

- The education assessment cross references zip codes within the Military Housing Area (MHA) with zip codes of schools in the surrounding districts. Those school districts with zip codes that fall within the MHA of an installation are included in the analysis. In some locations, school district composition may have changed slightly due to the use of updated District IDs obtained from the Department of Education
- Graduation rates reflect a 4-year graduation, which was determined to be the expectation of Airmen, Guardians, and their families due to frequency of relocation
- The licensure assessment uses a checklist of licensure rules that states should have, and that they should avoid. For example, having a compact or temporary licensing rule and NOT having supervisory requirements are checklist items that lead to green. The Department of the Air Force reviewed state policies and programs intended to eliminate barriers to license portability for military spouses that were in effect as of 31 May 2021

For additional information on Education and Licensure assessment criteria, methodology and data sources, please see the Support of Military Families Background Information provided at www.af.mil under the Support to Families banner. All questions and feedback should be directed to SAF.MRR.Workflow@us.af.mil.

Springfield-Beckley Air National Guard Base, Ohio


School Districts Map



Support of Military Families – 2021

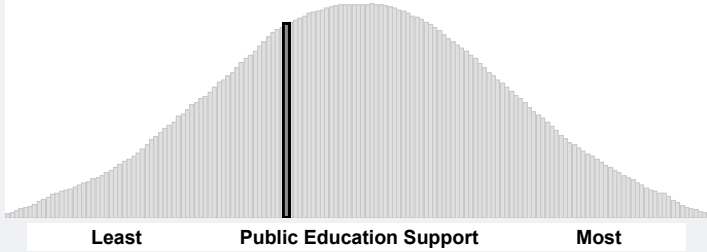
Toledo Express Air National Guard Base, Ohio

Public Education *

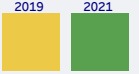


Key: ■ ≤ 33.3% < ■ < 66.7% ≤ ■ (Percentile)

Comparison of all 157 Air Force Installations


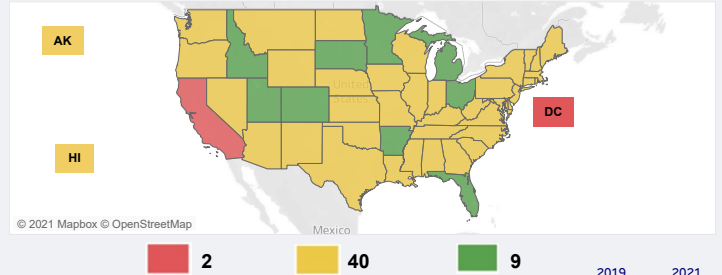


Licensure Portability

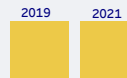


Key: ■ ≤ 1.50 < ■ < 4.00 ≤ ■ (Measure)

Licensure Portability in 50 States and DC



Academic Performance Criteria



Graduation Rate



Student Learning Rate



School Climate Criteria



Chronic Absenteeism Rate



Suspension Rate



Service Offering Criteria



Pre-Kindergarten Availability



Student to Counselor Ratio



Student to Mental Health Support Ratio



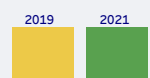
Student to Nurse Ratio



Student to Teacher Ratio



Accounting



Cosmetology



EMS



Engineering



Law



Nursing




Physical Therapy



Psychology



Teaching



Other Professions



Data Source	Most Recent Survey Time Period Utilized	Date Last Updated
State Laws, State Executive Orders, State Bar and Supreme Court Rules (Licensure)	Through May 2021	May 31, 2021

Data Source	Most Recent Survey Time Period Utilized	Date Last Updated
Department of Education - Civil Rights Data Collection District and School Data	SY 2017-2018	October 2020
Department of Education - EDFacts Graduation Rates (District Level and School Level)	SY 2018-2019	November 2020
Department of Education - National Center for Education Statistics Common Core of Data Public Elementary / Secondary School Universe Survey Data	SY 2019-2020	March 2021
Department of Education - National Center for Education Statistics Common Core of Data (School Search)	SY 2018-19 School Details and Enrollment Characteristics	April 2020
	SY 2019-20 School Directory Information	July 2020
Center for Education Policy Analysis: Stanford Education Data Archive (SEDA)	SY 2008-2009 through SY2017-2018	February 2021

* Public Education is compiled using 60% Academic Performance, 20% School Climate, and 20% Service Offering.

Areas Requiring Additional Support

Public Education

Student to Teacher



Public Education

PreK



Public Education

Student to Counselor



Support of Military Families – 2021

Toledo Express Air National Guard Base, Ohio

Education and Licensure Assessment Narrative

Public Education:

(This assessment is a comparative analysis using colors to graphically display results for all criteria and categories. The colors are assigned using percentiles, divided into thirds, to provide information about a location's relative position compared to all other Department of the Air Force installations assessed)

- Toledo Express ANGB received an overall yellow rating for public education as it fell within the middle 33 percent of all Air Force installations assessed
- The areas with the lowest relative ranking which may require additional state/community support include student to teacher ratio, pre-kindergarten availability, and student to counselor ratio
- **Change from 2019:** Toledo's overall education rating did not shift from 2019, however, the overall service offering rating shifted from yellow to red due to pre-kindergarten availability and student to mental health support ratio shifting from green to yellow

Licensure Portability:

- The State of Ohio received an overall green rating for licensure portability indicating the State statutes (primarily SB 7) are effective in removing barriers to licensure and certification portability. Military spouses can easily transfer professional licenses and certificates from other states and sustain their careers. Licensing entities in Ohio are required to grant licensure, temporary or regular, to military spouses holding an occupational license in good standing with a similar scope of practice. Also, providing permanent licensure with no supervisory requirements for the Law profession removed barriers for military spouses as did not excluding any other occupations from licensure portability. All occupations in Ohio were assessed green
- If you have additional information or recently made changes to your State's licensure statutes, you can send the updated information to SAF.MRR.Workflow@us.af.mil for consideration and potential changes to the assessment
- **Change from 2019:** Ohio improved to a green assessment by joining multiple compacts (specifically the Physical Therapy Licensure Compact) and by updating the temporary licensing process (S.B. 7) to require ("shall") licensing authorities to issue and expedite military spouse licenses as opposed to permitting the agency's discretion ("may")

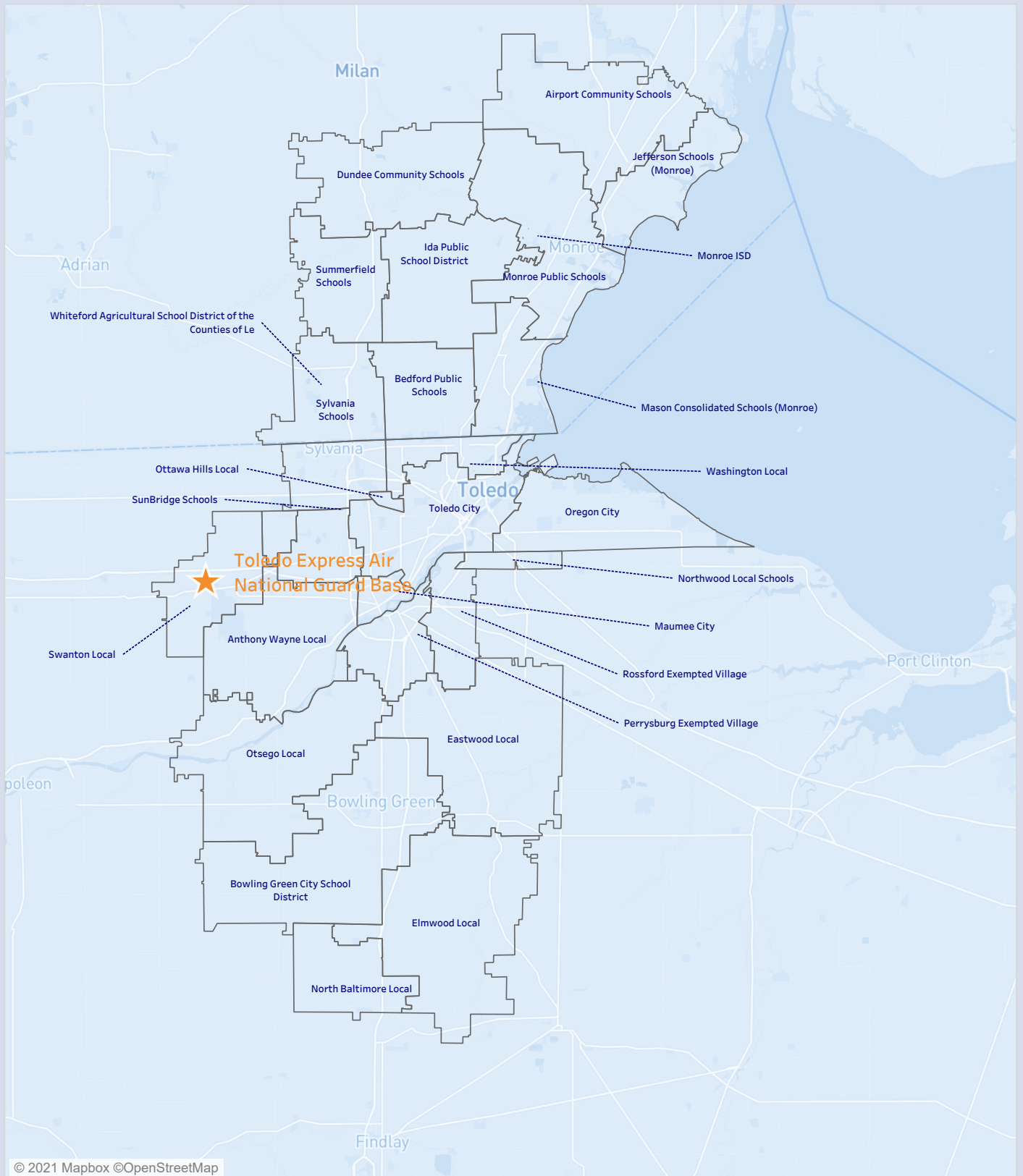
Additional notes:

- The education assessment cross references zip codes within the Military Housing Area (MHA) with zip codes of schools in the surrounding districts. Those school districts with zip codes that fall within the MHA of an installation are included in the analysis. In some locations, school district composition may have changed slightly due to the use of updated District IDs obtained from the Department of Education
- Graduation rates reflect a 4-year graduation, which was determined to be the expectation of Airmen, Guardians, and their families due to frequency of relocation
- The licensure assessment uses a checklist of licensure rules that states should have, and that they should avoid. For example, having a compact or temporary licensing rule and NOT having supervisory requirements are checklist items that lead to green. The Department of the Air Force reviewed state policies and programs intended to eliminate barriers to license portability for military spouses that were in effect as of 31 May 2021

For additional information on Education and Licensure assessment criteria, methodology and data sources, please see the Support of Military Families Background Information provided at www.af.mil under the Support to Families banner. All questions and feedback should be directed to SAF.MRR.Workflow@us.af.mil.

Toledo Express Air National Guard Base, Ohio


School Districts Map



Support of Military Families – 2021

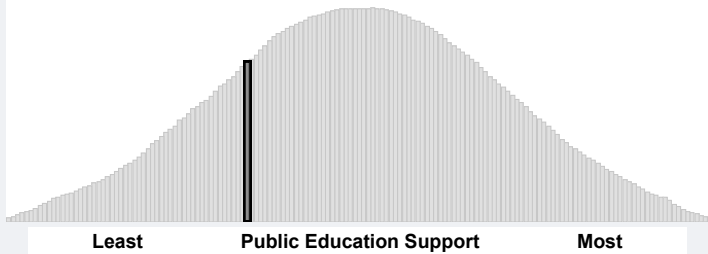
Wright-Patterson Air Force Base, Ohio

Public Education *




Key: ■ ≤ 33.3% < ■ < 66.7% ≤ ■ (Percentile)

Comparison of all 157 Air Force Installations

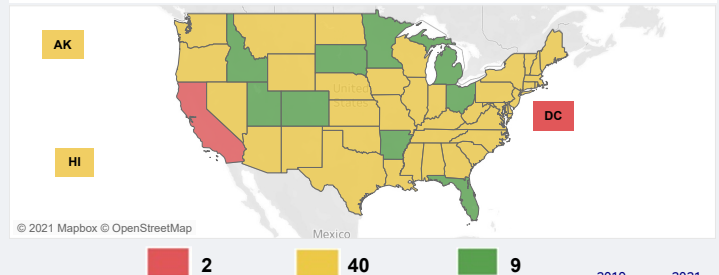


Licensure Portability

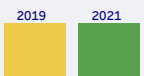


Key: ■ ≤ 1.50 < ■ < 4.00 ≤ ■ (Measure)

Licensure Portability in 50 States and DC



Accounting



Cosmetology



EMS



Engineering



Law



Nursing



Physical Therapy



Psychology



Teaching

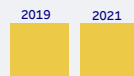


Other Professions



Data Source	Most Recent Survey Time Period Utilized	Date Last Updated
State Laws, State Executive Orders, State Bar and Supreme Court Rules (Licensure)	Through May 2021	May 31, 2021

Academic Performance Criteria



Graduation Rate



Student Learning Rate



School Climate Criteria



Chronic Absenteeism Rate



Suspension Rate



Service Offering Criteria



Pre-Kindergarten Availability



Student to Counselor Ratio



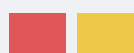
Student to Mental Health Support Ratio



Student to Nurse Ratio



Student to Teacher Ratio



Data Source	Most Recent Survey Time Period Utilized	Date Last Updated
Department of Education - Civil Rights Data Collection District and School Data	SY 2017-2018	October 2020
Department of Education - EDfacts Graduation Rates (District Level and School Level)	SY 2018-2019	November 2020
Department of Education - National Center for Education Statistics Common Core of Data Public Elementary / Secondary School Universe Survey Data	SY 2019-2020	March 2021
Department of Education - National Center for Education Statistics Common Core of Data (School Search)	SY 2018-19 School Details and Enrollment Characteristics SY 2019-20 School Directory Information	April 2020 July 2020
Center for Education Policy Analysis: Stanford Education Data Archive (SEDA)	SY 2008-2009 through SY2017-2018	February 2021

* Public Education is compiled using 60% Academic Performance, 20% School Climate, and 20% Service Offering.

Areas Requiring Additional Support

Public Education

Graduation Rates



Public Education

Chronic Absenteeism



Public Education

Student to Counselor



Support of Military Families – 2021

Wright-Patterson Air Force Base, Ohio

Education and Licensure Assessment Narrative

Public Education:

(This assessment is a comparative analysis using colors to graphically display results for all criteria and categories. The colors are assigned using percentiles, divided into thirds, to provide information about a location's relative position compared to all other Department of the Air Force installations assessed)

- Wright-Patterson AFB received an overall yellow rating for public education as it fell within the middle 33 percent of all Air Force installations assessed
- The areas with the lowest relative ranking which may require additional state/community support include graduation and chronic absenteeism rates, and student to counselor ratio
- Change from 2019:** Wright-Patterson's overall education rating did not shift, however, graduation rate shifted from yellow to red while student to teacher ratio shifted from red to yellow

Licensure Portability:

- The State of Ohio received an overall green rating for licensure portability indicating the State statutes (primarily SB 7) are effective in removing barriers to licensure and certification portability. Military spouses can easily transfer professional licenses and certificates from other states and sustain their careers. Licensing entities in Ohio are required to grant licensure, temporary or regular, to military spouses holding an occupational license in good standing with a similar scope of practice. Also, providing permanent licensure with no supervisory requirements for the Law profession removed barriers for military spouses as did not excluding any other occupations from licensure portability. All occupations in Ohio were assessed green
- If you have additional information or recently made changes to your State's licensure statutes, you can send the updated information to SAF.MRR.Workflow@us.af.mil for consideration and potential changes to the assessment
- Change from 2019:** Ohio improved to a green assessment by joining multiple compacts (specifically the Physical Therapy Licensure Compact) and by updating the temporary licensing process (S.B. 7) to require ("shall") licensing authorities to issue and expedite military spouse licenses as opposed to permitting the agency's discretion ("may")

Additional notes:


- The education assessment cross references zip codes within the Military Housing Area (MHA) with zip codes of schools in the surrounding districts. Those school districts with zip codes that fall within the MHA of an installation are included in the analysis. In some locations, school district composition may have changed slightly due to the use of updated District IDs obtained from the Department of Education
- Graduation rates reflect a 4-year graduation, which was determined to be the expectation of Airmen, Guardians, and their families due to frequency of relocation
- The licensure assessment uses a checklist of licensure rules that states should have, and that they should avoid. For example, having a compact or temporary licensing rule and NOT having supervisory requirements are checklist items that lead to green. The Department of the Air Force reviewed state policies and programs intended to eliminate barriers to license portability for military spouses that were in effect as of 31 May 2021

For additional information on Education and Licensure assessment criteria, methodology and data sources, please see the Support of Military Families Background Information provided at www.af.mil under the Support to Families banner. All questions and feedback should be directed to SAF.MRR.Workflow@us.af.mil.

Support of Military Families – 2021

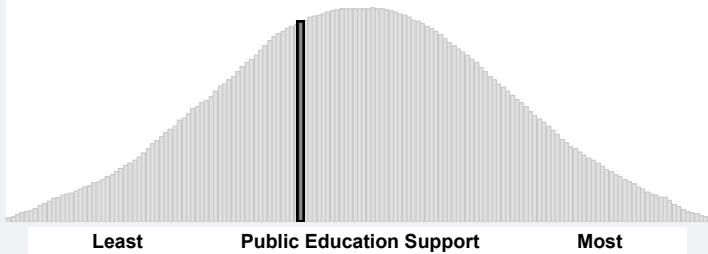
Youngstown Air Reserve Station, Ohio

Public Education *




Key: ■ ≤ 33.3% < ■ < 66.7% ≤ ■ (Percentile)

Comparison of all 157 Air Force Installations

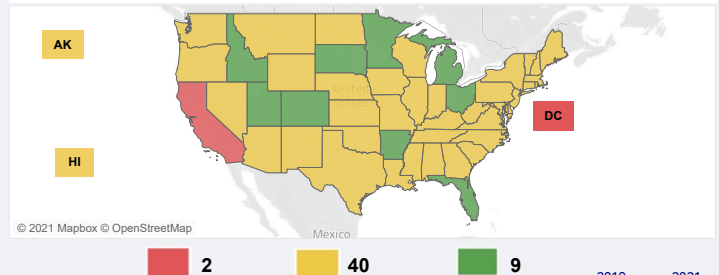


Licensure Portability

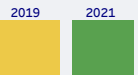


Key: ■ ≤ 1.50 < ■ < 4.00 ≤ ■ (Measure)

Licensure Portability in 50 States and DC



Accounting



Cosmetology



EMS



Engineering



Law



Nursing



Physical Therapy



Psychology



Teaching

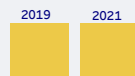


Other Professions



Data Source	Most Recent Survey Time Period Utilized	Date Last Updated
State Laws, State Executive Orders, State Bar and Supreme Court Rules (Licensure)	Through May 2021	May 31, 2021

Academic Performance Criteria



Graduation Rate



Student Learning Rate



School Climate Criteria



Chronic Absenteeism Rate



Suspension Rate



Service Offering Criteria



Pre-Kindergarten Availability



Student to Counselor Ratio



Student to Mental Health Support Ratio



Student to Nurse Ratio



Student to Teacher Ratio



Data Source	Most Recent Survey Time Period Utilized	Date Last Updated
Department of Education - Civil Rights Data Collection District and School Data	SY 2017-2018	October 2020
Department of Education - EDfacts Graduation Rates (District Level and School Level)	SY 2018-2019	November 2020
Department of Education - National Center for Education Statistics Common Core of Data Public Elementary / Secondary School Universe Survey Data	SY 2019-2020	March 2021
Department of Education - National Center for Education Statistics Common Core of Data (School Search)	SY 2018-19 School Details and Enrollment Characteristics SY 2019-20 School Directory Information	April 2020 July 2020
Center for Education Policy Analysis: Stanford Education Data Archive (SEDA)	SY 2008-2009 through SY2017-2018	February 2021

* Public Education is compiled using 60% Academic Performance, 20% School Climate, and 20% Service Offering.

Areas Requiring Additional Support

Public Education

Chronic Absenteeism



Public Education

PreK



Public Education

Suspension Rate



Support of Military Families – 2021

Youngstown Air Reserve Station, Ohio

Education and Licensure Assessment Narrative

Public Education:

(This assessment is a comparative analysis using colors to graphically display results for all criteria and categories. The colors are assigned using percentiles, divided into thirds, to provide information about a location's relative position compared to all other Department of the Air Force installations assessed)

- Youngstown ANGB received an overall yellow rating for public education as it fell within the middle 33 percent of all Air Force installations assessed
- The areas with the lowest relative ranking which may require additional state/community support include chronic absenteeism rate, pre-kindergarten availability, and suspension rate
- Change from 2019:** Youngstown's overall education rating did not shift from 2019, however, both graduation rate and student to nurse ratio shifted from green to yellow

Licensure Portability:

- The State of Ohio received an overall green rating for licensure portability indicating the State statutes (primarily SB 7) are effective in removing barriers to licensure and certification portability. Military spouses can easily transfer professional licenses and certificates from other states and sustain their careers. Licensing entities in Ohio are required to grant licensure, temporary or regular, to military spouses holding an occupational license in good standing with a similar scope of practice. Also, providing permanent licensure with no supervisory requirements for the Law profession removed barriers for military spouses as did not excluding any other occupations from licensure portability. All occupations in Ohio were assessed green
- If you have additional information or recently made changes to your State's licensure statutes, you can send the updated information to SAF.MRR.Workflow@us.af.mil for consideration and potential changes to the assessment
- Change from 2019:** Ohio improved to a green assessment by joining multiple compacts (specifically the Physical Therapy Licensure Compact) and by updating the temporary licensing process (S.B. 7) to require ("shall") licensing authorities to issue and expedite military spouse licenses as opposed to permitting the agency's discretion ("may")

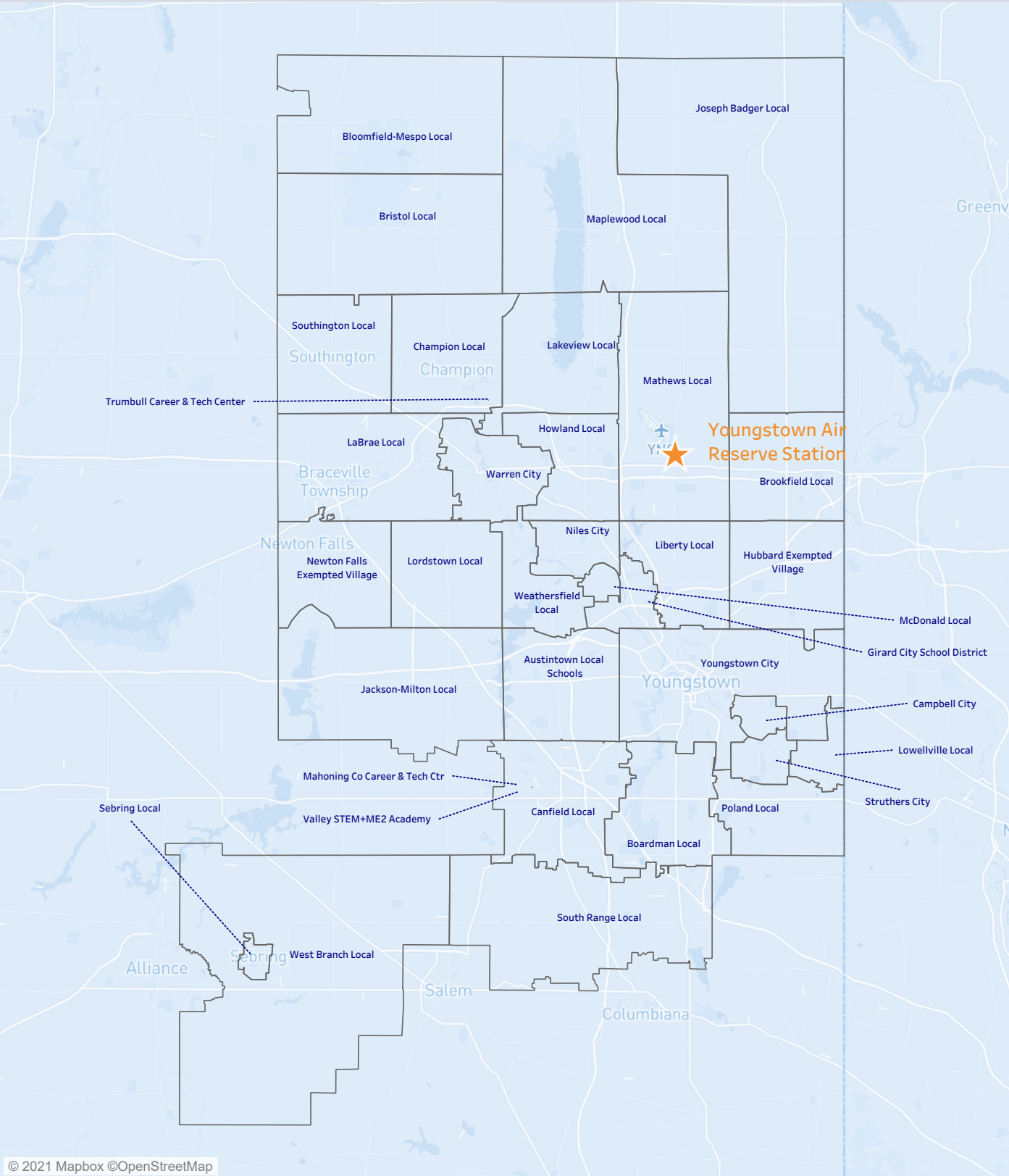
Additional notes:

- The education assessment cross references zip codes within the Military Housing Area (MHA) with zip codes of schools in the surrounding districts. Those school districts with zip codes that fall within the MHA of an installation are included in the analysis. In some locations, school district composition may have changed slightly due to the use of updated District IDs obtained from the Department of Education
- Graduation rates reflect a 4-year graduation, which was determined to be the expectation of Airmen, Guardians, and their families due to frequency of relocation
- The licensure assessment uses a checklist of licensure rules that states should have, and that they should avoid. For example, having a compact or temporary licensing rule and NOT having supervisory requirements are checklist items that lead to green. The Department of the Air Force reviewed state policies and programs intended to eliminate barriers to license portability for military spouses that were in effect as of 31 May 2021

For additional information on Education and Licensure assessment criteria, methodology and data sources, please see the Support of Military Families Background Information provided at www.af.mil under the Support to Families banner. All questions and feedback should be directed to SAF.MRR.Workflow@us.af.mil.

Youngstown Air Reserve Station, Ohio

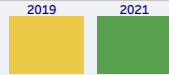
School Districts Map



Support of Military Families – 2021

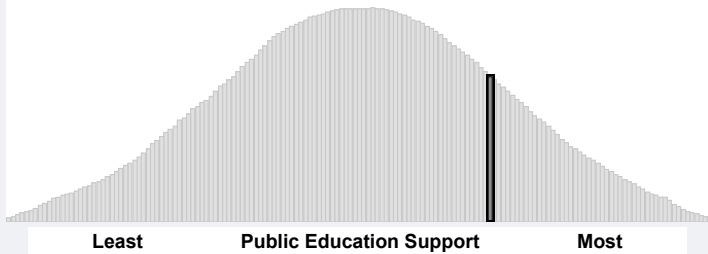
Altus Air Force Base, Oklahoma

Public Education *

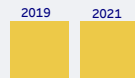


Key: ■ ≤ 33.3% < ■ < 66.7% ≤ ■ (Percentile)

Comparison of all 157 Air Force Installations



Academic Performance Criteria



Graduation Rate



Student Learning Rate



School Climate Criteria



Chronic Absenteeism Rate



Suspension Rate



Service Offering Criteria



Pre-Kindergarten Availability



Student to Counselor Ratio



Student to Mental Health Support Ratio



Student to Nurse Ratio




Student to Teacher Ratio



Data Source	Most Recent Survey Time Period Utilized	Date Last Updated
Department of Education - Civil Rights Data Collection District and School Data	SY 2017-2018	October 2020
Department of Education - ED Facts Graduation Rates (District Level and School Level)	SY 2018-2019	November 2020
Department of Education - National Center for Education Statistics Common Core of Data Public Elementary / Secondary School Universe Survey Data	SY 2019-2020	March 2021
Department of Education - National Center for Education Statistics Common Core of Data (School Search)	SY 2018-19 School Details and Enrollment Characteristics	April 2020
	SY 2019-20 School Directory Information	July 2020
Center for Education Policy Analysis: Stanford Education Data Archive (SEDA)	SY 2008-2009 through SY2017-2018	February 2021

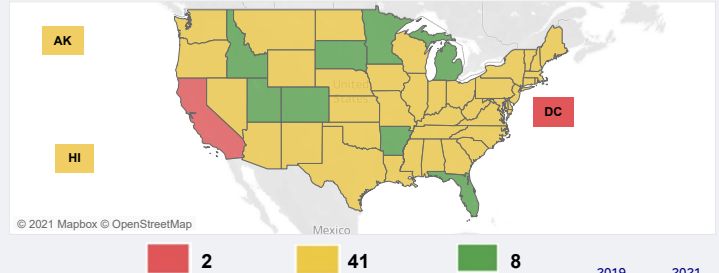
* Public Education is compiled using 60% Academic Performance, 20% School Climate, and 20% Service Offering.

Licensure Portability

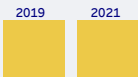


Key: ■ ≤ 1.50 < ■ < 4.00 ≤ ■ (Measure)

Licensure Portability in 50 States and DC



Accounting




Cosmetology



EMS



Engineering



Law



Nursing



Physical Therapy



Psychology



Teaching



Other Professions



Data Source	Most Recent Survey Time Period Utilized	Date Last Updated
State Laws, State Executive Orders, State Bar and Supreme Court Rules (Licensure)	Through May 2021	May 31, 2021

Areas Requiring Additional Support

Public Education

Mental Health Support



Public Education

Graduation Rates



Public Education

Student to Nurse



Licensure Language

Professions

Substantial equivalence temporary license Expedite license Issue a temporary license

Accounting, Cosmetology, Engineering, EMS, Psychology



Support of Military Families – 2021

Altus Air Force Base, Oklahoma

Education and Licensure Assessment Narrative

Public Education:

(This assessment is a comparative analysis using colors to graphically display results for all criteria and categories. The colors are assigned using percentiles, divided into thirds, to provide information about a location's relative position compared to all other Department of the Air Force installations assessed)

- Altus AFB received an overall green rating for public education as it fell within the top 33 percent of all Air Force installations assessed with a strong overall school climate and student learning rate as the driving factors
- The areas with the lowest relative ranking which may require additional state/community support include student to mental health support ratio, graduation rate, and student to nurse ratio
- Change from 2019:** Altus' overall education rating shifted from yellow to green as overall school climate rating improved from yellow to green due to suspension rate shifting from red to yellow. However, overall service offering shifted from green to yellow due to the student to teacher ratio shifting from yellow to red

Licensure Portability:

- The State of Oklahoma received an overall yellow rating for licensure portability indicating the State statutes (primarily 59 Okl. St. Ann. § 4100.5) contain barriers to licensure and certification portability for military spouses. This assessment was awarded for interstate compacts for Nursing and Physical Therapy occupations and providing expedited licensing and universal reciprocity of Teaching certifications. The State also provides temporary licensure to military spouses with no supervisory requirements for the Law profession
- Barriers remain for Accounting, Cosmetology, Engineering, EMS, and Psychology which include "substantial equivalency" requirements. This allows acceptance of another state's license if the requirements for obtaining the license are sufficiently similar to their own State's requirements and precludes acceptance if the requirements are not similar. Additionally, there are barriers for Other Occupations as current statute does not exclude any other occupations from licensure portability burdens
- If you have additional information or recently made changes to your State's licensure statutes, you can send the updated information to SAF.MRR.Workflow@us.af.mil for consideration and potential changes to the assessment
- Change from 2019:** Despite joining the Audiology/Speech-Language Pathology Interstate Compact and passing new legislation improving the temporary licensing process for the Teaching profession (SB NO. 1125) there was no change from the 2019 assessment

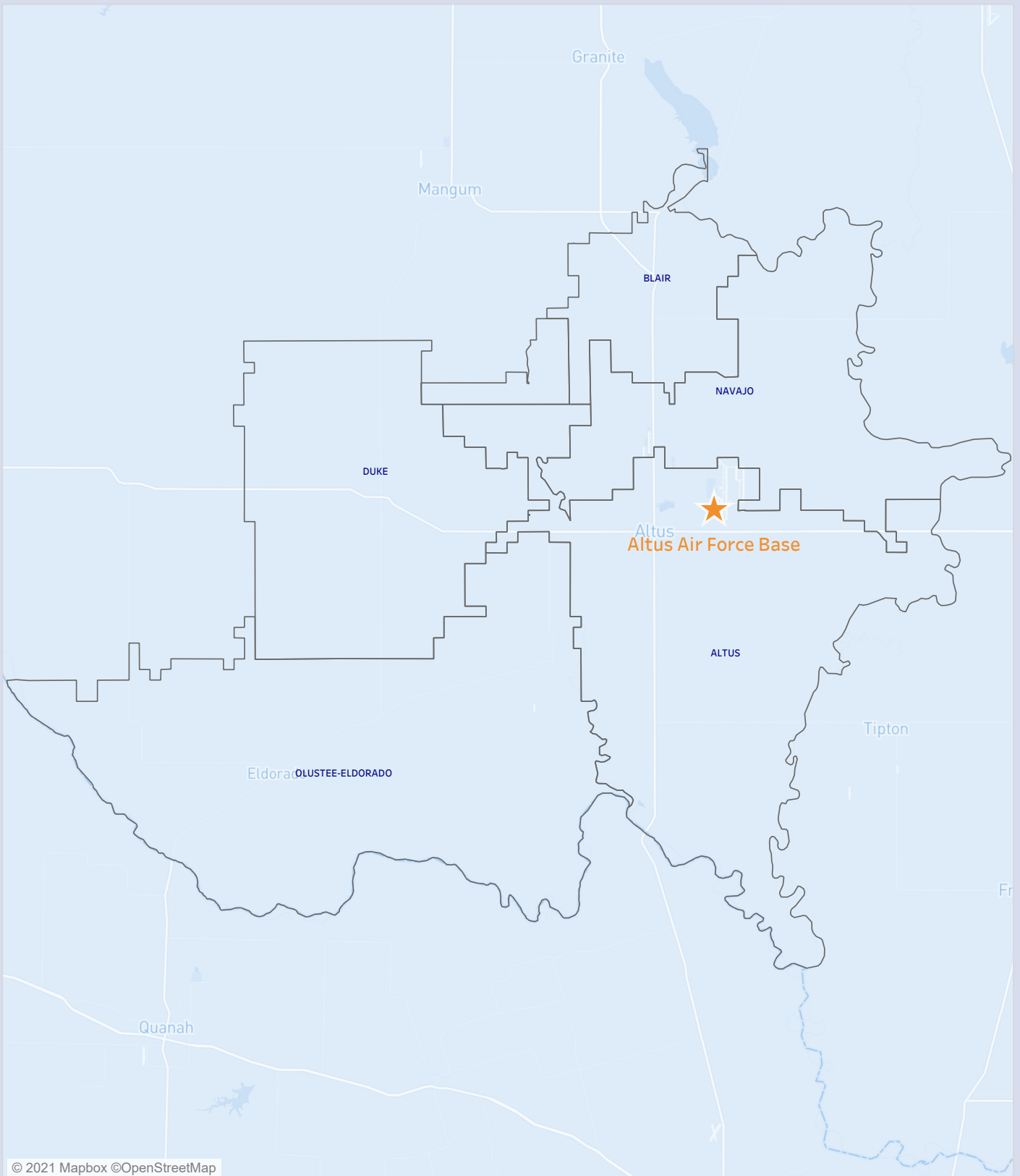
Additional notes:

- The education assessment cross references zip codes within the Military Housing Area (MHA) with zip codes of schools in the surrounding districts. Those school districts with zip codes that fall within the MHA of an installation are included in the analysis. In some locations, school district composition may have changed slightly due to the use of updated District IDs obtained from the Department of Education
- Graduation rates reflect a 4-year graduation, which was determined to be the expectation of Airmen, Guardians, and their families due to frequency of relocation
- The licensure assessment uses a checklist of licensure rules that states should have, and that they should avoid. For example, having a compact or temporary licensing rule and NOT having supervisory requirements are checklist items that lead to green. The Department of the Air Force reviewed state policies and programs intended to eliminate barriers to license portability for military spouses that were in effect as of 31 May 2021

For additional information on Education and Licensure assessment criteria, methodology and data sources, please see the Support of Military Families Background Information provided at www.af.mil under the Support to Families banner. All questions and feedback should be directed to SAF.MRR.Workflow@us.af.mil.

Altus Air Force Base, Oklahoma


School Districts Map



Support of Military Families – 2021

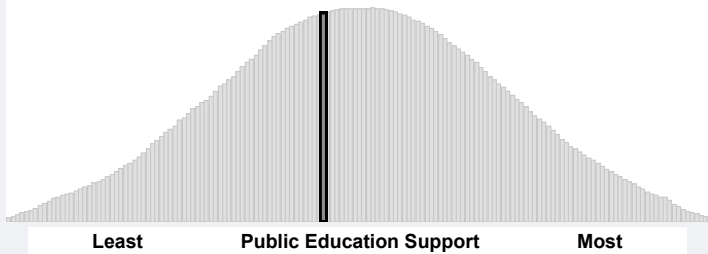
Tinker Air Force Base, Oklahoma

Public Education *



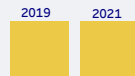
Key: ■ ≤ 33.3% < ■ < 66.7% ≤ ■ (Percentile)

Comparison of all 157 Air Force Installations



Least Public Education Support Most

Academic Performance Criteria



Graduation Rate



Student Learning Rate



School Climate Criteria

Chronic Absenteeism Rate



Suspension Rate



Service Offering Criteria



Pre-Kindergarten Availability



Student to Counselor Ratio



Student to Mental Health Support Ratio



Student to Nurse Ratio




Student to Teacher Ratio



Data Source	Most Recent Survey Time Period Utilized	Date Last Updated
Department of Education - Civil Rights Data Collection District and School Data	SY 2017-2018	October 2020
Department of Education - EDFacts Graduation Rates (District Level and School Level)	SY 2018-2019	November 2020
Department of Education - National Center for Education Statistics Common Core of Data Public Elementary / Secondary School Universe Survey Data	SY 2019-2020	March 2021
Department of Education - National Center for Education Statistics Common Core of Data (School Search)	SY 2018-19 School Details and Enrollment Characteristics	April 2020
	SY 2019-20 School Directory Information	July 2020
Center for Education Policy Analysis: Stanford Education Data Archive (SEDA)	SY 2008-2009 through SY2017-2018	February 2021

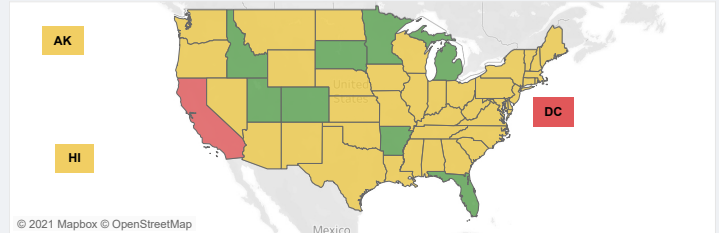
* Public Education is compiled using 60% Academic Performance, 20% School Climate, and 20% Service Offering.

Licensure Portability



Key: ■ ≤ 1.50 < ■ < 4.00 ≤ ■ (Measure)

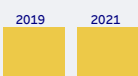
Licensure Portability in 50 States and DC



© 2021 Mapbox © OpenStreetMap

■ 2 ■ 41 ■ 8

Accounting



Cosmetology



EMS



Engineering



Law



Nursing



Physical Therapy



Psychology



Teaching



Other Professions



Data Source	Most Recent Survey Time Period Utilized	Date Last Updated
State Laws, State Executive Orders, State Bar and Supreme Court Rules (Licensure)	Through May 2021	May 31, 2021

Areas Requiring Additional Support

Public Education

Suspension Rate



Public Education

Student to Teacher



Public Education

Student to Nurse



Licensure Language

Professions

Substantial equivalence temporary license Expedite license Issue a temporary license

Accounting, Cosmetology, Engineering, EMS, Psychology



Support of Military Families – 2021

Tinker Air Force Base, Oklahoma

Education and Licensure Assessment Narrative

Public Education:

(This assessment is a comparative analysis using colors to graphically display results for all criteria and categories. The colors are assigned using percentiles, divided into thirds, to provide information about a location's relative position compared to all other Department of the Air Force installations assessed)

- Tinker AFB received an overall yellow rating for public education as it fell within the middle 33 percent of all Air Force installations assessed
- The areas with the lowest relative ranking which may require additional state/community support include suspension rate, and student to teacher and student to mental health support ratios
- Change from 2019:** Tinker's overall education rating did not shift from 2019, however overall school climate improved from red to yellow, while the student to teacher ratio shifted from yellow to red

Licensure Portability:

- The State of Oklahoma received an overall yellow rating for licensure portability indicating the State statutes (primarily 59 Okl. St. Ann. § 4100.5) contain barriers to licensure and certification portability for military spouses. This assessment was awarded for interstate compacts for Nursing and Physical Therapy occupations and providing expedited licensing and universal reciprocity of Teaching certifications. The State also provides temporary licensure to military spouses with no supervisory requirements for the Law profession
- Barriers remain for Accounting, Cosmetology, Engineering, EMS, and Psychology which include "substantial equivalency" requirements. This allows acceptance of another state's license if the requirements for obtaining the license are sufficiently similar to their own State's requirements and precludes acceptance if the requirements are not similar. Additionally, there are barriers for Other Occupations as current statute does not exclude any other occupations from licensure portability burdens
- If you have additional information or recently made changes to your State's licensure statutes, you can send the updated information to SAF.MRR.Workflow@us.af.mil for consideration and potential changes to the assessment
- Change from 2019:** Despite joining the Audiology/Speech-Language Pathology Interstate Compact and passing new legislation improving the temporary licensing process for the Teaching profession (SB NO. 1125) there was no change from the 2019 assessment

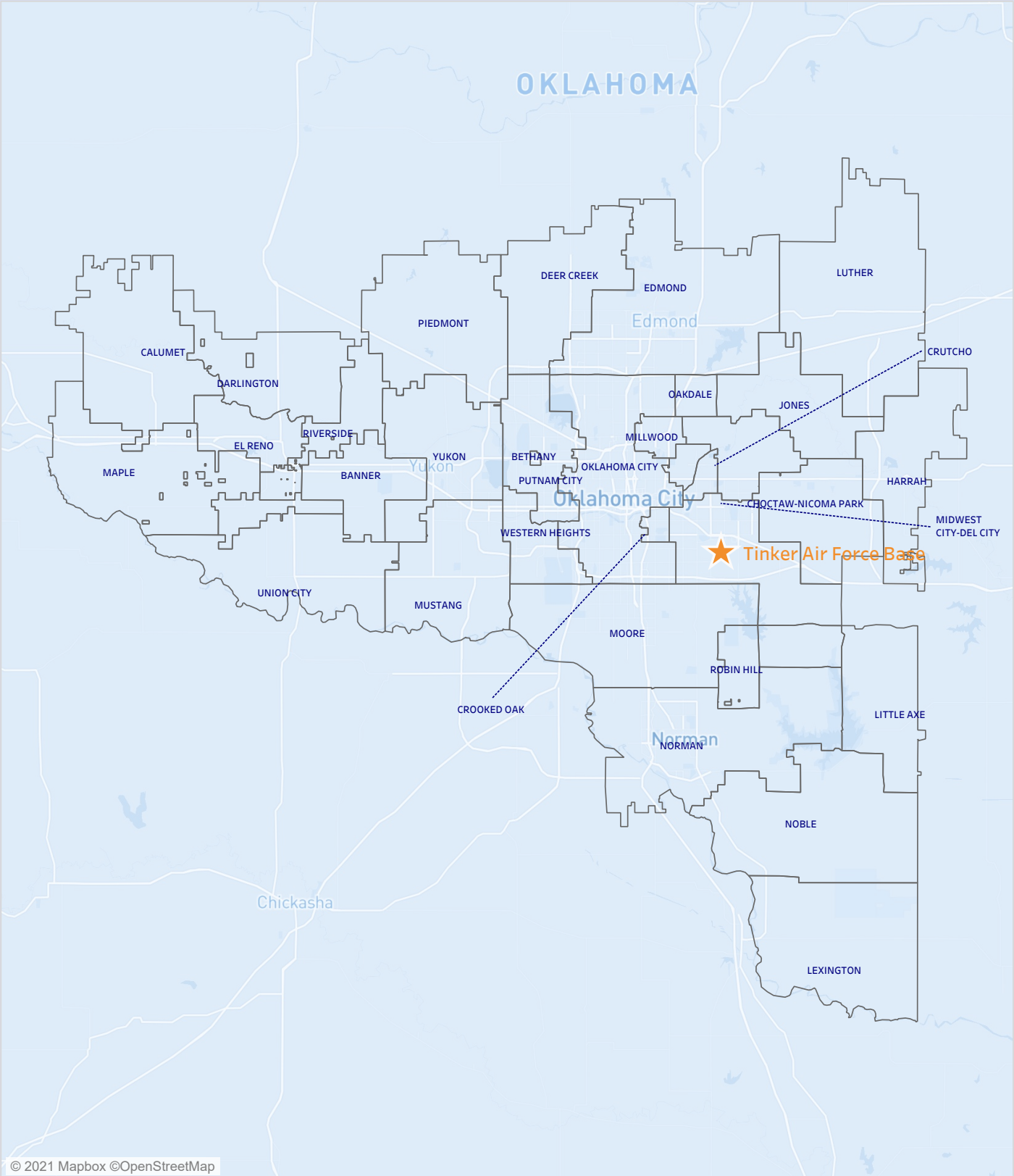
Additional notes:

- The education assessment cross references zip codes within the Military Housing Area (MHA) with zip codes of schools in the surrounding districts. Those school districts with zip codes that fall within the MHA of an installation are included in the analysis. In some locations, school district composition may have changed slightly due to the use of updated District IDs obtained from the Department of Education
- Graduation rates reflect a 4-year graduation, which was determined to be the expectation of Airmen, Guardians, and their families due to frequency of relocation
- The licensure assessment uses a checklist of licensure rules that states should have, and that they should avoid. For example, having a compact or temporary licensing rule and NOT having supervisory requirements are checklist items that lead to green. The Department of the Air Force reviewed state policies and programs intended to eliminate barriers to license portability for military spouses that were in effect as of 31 May 2021

For additional information on Education and Licensure assessment criteria, methodology and data sources, please see the Support of Military Families Background Information provided at www.af.mil under the Support to Families banner. All questions and feedback should be directed to SAF.MRR.Workflow@us.af.mil.

Tinker Air Force Base, Oklahoma


School Districts Map



Support of Military Families – 2021

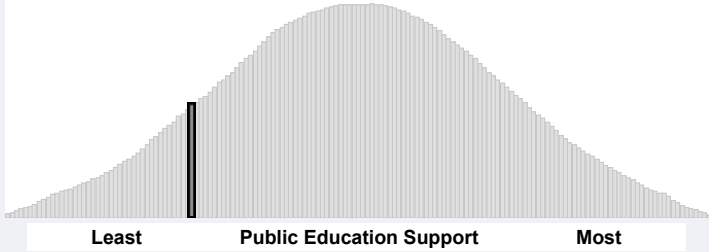
Tulsa Air National Guard Base, Oklahoma

Public Education *

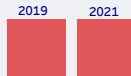


Key: ■ ≤ 33.3% < ■ < 66.7% ≤ ■ (Percentile)

Comparison of all 157 Air Force Installations



Academic Performance Criteria



Graduation Rate



Student Learning Rate



School Climate Criteria



Chronic Absenteeism Rate



Suspension Rate



Service Offering Criteria



Pre-Kindergarten Availability



Student to Counselor Ratio



Student to Mental Health Support Ratio




Student to Nurse Ratio



Student to Teacher Ratio

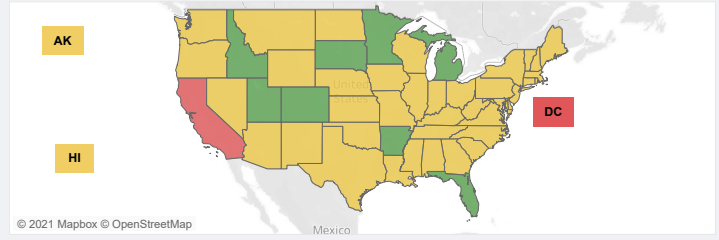


Licensure Portability



Key: ■ ≤ 1.50 < ■ < 4.00 ≤ ■ (Measure)

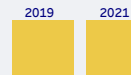
Licensure Portability in 50 States and DC



© 2021 Mapbox © OpenStreetMap



Accounting



Cosmetology



EMS



Engineering



Law



Nursing



Physical Therapy



Psychology



Teaching



Other Professions



Data Source	Most Recent Survey Time Period Utilized	Date Last Updated
State Laws, State Executive Orders, State Bar and Supreme Court Rules (Licensure)	Through May 2021	May 31, 2021

Data Source	Most Recent Survey Time Period Utilized	Date Last Updated
Department of Education - Civil Rights Data Collection District and School Data	SY 2017-2018	October 2020
Department of Education - EDFacts Graduation Rates (District Level and School Level)	SY 2018-2019	November 2020
Department of Education - National Center for Education Statistics Common Core of Data Public Elementary / Secondary School Universe Survey Data	SY 2019-2020	March 2021
Department of Education - National Center for Education Statistics Common Core of Data (School Search)	SY 2018-19 School Details and Enrollment Characteristics	April 2020
	SY 2019-20 School Directory Information	July 2020
Center for Education Policy Analysis: Stanford Education Data Archive (SEDA)	SY 2008-2009 through SY2017-2018	February 2021

* Public Education is compiled using 60% Academic Performance, 20% School Climate, and 20% Service Offering.

Areas Requiring Additional Support

Public Education

Growth Measure



Public Education

Suspension Rate



Public Education

Student to Teacher



Licensure Language

Professions

Substantial equivalence temporary license Expedite license Issue a temporary license

Accounting, Cosmetology, Engineering, EMS, Psychology



Support of Military Families – 2021

Tulsa Air National Guard Base, Oklahoma

Education and Licensure Assessment Narrative

Public Education:

(This assessment is a comparative analysis using colors to graphically display results for all criteria and categories. The colors are assigned using percentiles, divided into thirds, to provide information about a location's relative position compared to all other Department of the Air Force installations assessed)

- Tulsa ANGB received an overall red rating for public education as it fell within the bottom 33 percent of all Air Force installations assessed
- The areas with the lowest relative ranking which may require additional state/community support include student learning and suspension rates, and student to teacher ratio
- Change from 2019:** Tulsa's overall education rating did not shift from 2019, however, graduation rate improved from red to yellow

Licensure Portability:

- The State of Oklahoma received an overall yellow rating for licensure portability indicating the State statutes (primarily 59 Okl. St. Ann. § 4100.5) contain barriers to licensure and certification portability for military spouses. This assessment was awarded for interstate compacts for Nursing and Physical Therapy occupations and providing expedited licensing and universal reciprocity of Teaching certifications. The State also provides temporary licensure to military spouses with no supervisory requirements for the Law profession
- Barriers remain for Accounting, Cosmetology, Engineering, EMS, and Psychology which include "substantial equivalency" requirements. This allows acceptance of another state's license if the requirements for obtaining the license are sufficiently similar to their own State's requirements and precludes acceptance if the requirements are not similar. Additionally, there are barriers for Other Occupations as current statute does not exclude any other occupations from licensure portability burdens
- If you have additional information or recently made changes to your State's licensure statutes, you can send the updated information to SAF.MRR.Workflow@us.af.mil for consideration and potential changes to the assessment
- Change from 2019:** Despite joining the Audiology/Speech-Language Pathology Interstate Compact and passing new legislation improving the temporary licensing process for the Teaching profession (SB NO. 1125) there was no change from the 2019 assessment

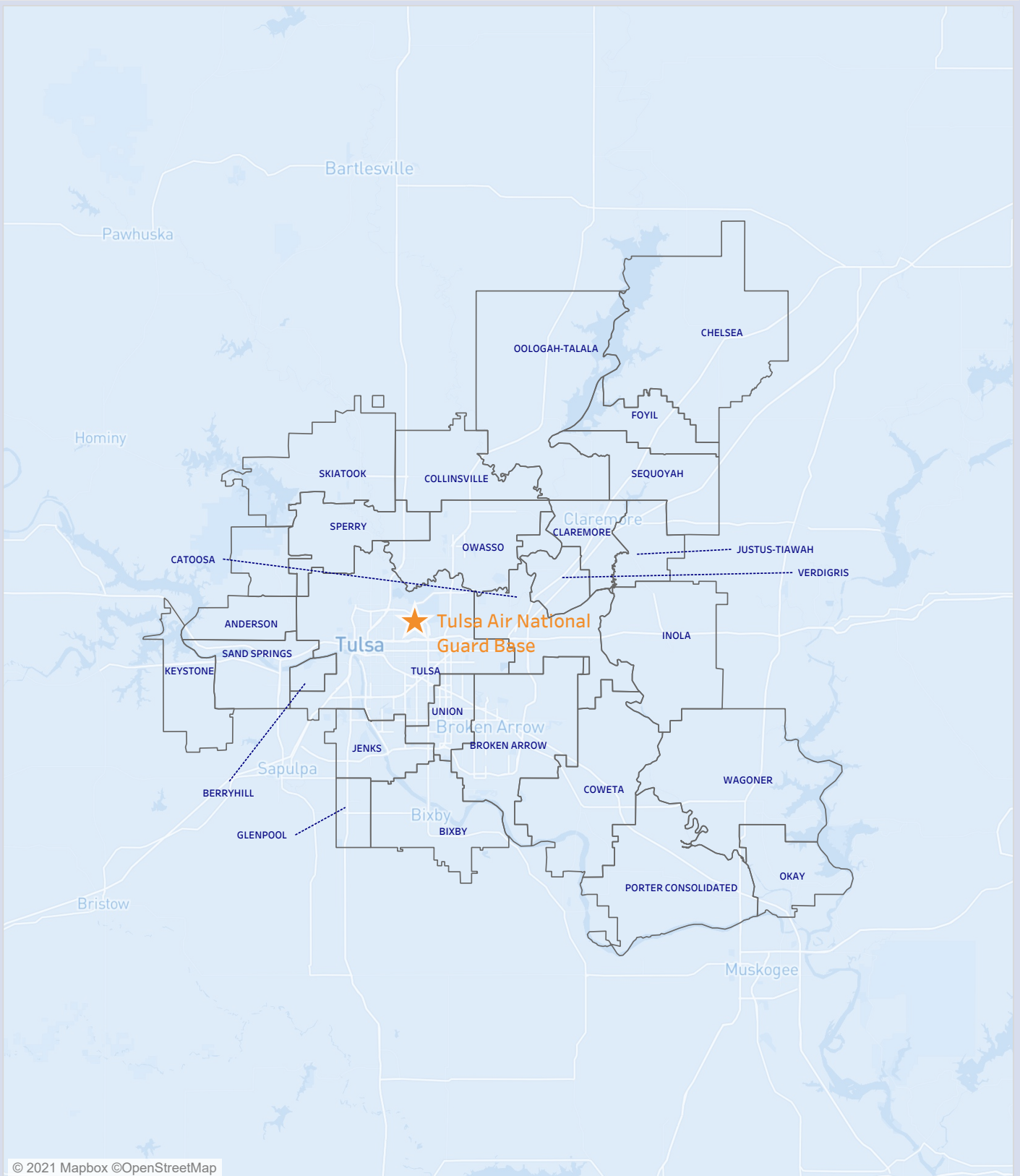
Additional notes:

- The education assessment cross references zip codes within the Military Housing Area (MHA) with zip codes of schools in the surrounding districts. Those school districts with zip codes that fall within the MHA of an installation are included in the analysis. In some locations, school district composition may have changed slightly due to the use of updated District IDs obtained from the Department of Education
- Graduation rates reflect a 4-year graduation, which was determined to be the expectation of Airmen, Guardians, and their families due to frequency of relocation
- The licensure assessment uses a checklist of licensure rules that states should have, and that they should avoid. For example, having a compact or temporary licensing rule and NOT having supervisory requirements are checklist items that lead to green. The Department of the Air Force reviewed state policies and programs intended to eliminate barriers to license portability for military spouses that were in effect as of 31 May 2021

For additional information on Education and Licensure assessment criteria, methodology and data sources, please see the Support of Military Families Background Information provided at www.af.mil under the Support to Families banner. All questions and feedback should be directed to SAF.MRR.Workflow@us.af.mil.

Tulsa Air National Guard Base, Oklahoma

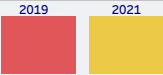
School Districts Map



Support of Military Families – 2021

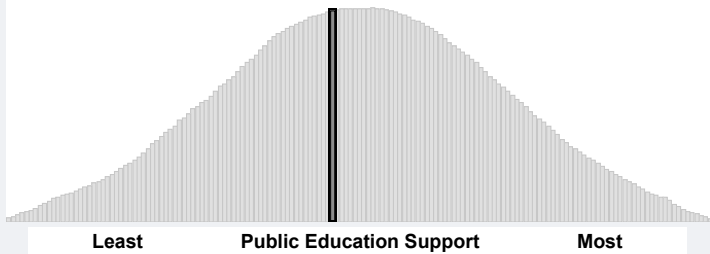
Vance Air Force Base, Oklahoma

Public Education *

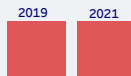


Key: ■ ≤ 33.3% < ■ < 66.7% ≤ ■ (Percentile)

Comparison of all 157 Air Force Installations



Academic Performance Criteria



Graduation Rate



Student Learning Rate



School Climate Criteria



Chronic Absenteeism Rate



Suspension Rate



Service Offering Criteria



Pre-Kindergarten Availability



Student to Counselor Ratio



Student to Mental Health Support Ratio



Student to Nurse Ratio




Student to Teacher Ratio



Data Source	Most Recent Survey Time Period Utilized	Date Last Updated
Department of Education - Civil Rights Data Collection District and School Data	SY 2017-2018	October 2020
Department of Education - ED Facts Graduation Rates (District Level and School Level)	SY 2018-2019	November 2020
Department of Education - National Center for Education Statistics Common Core of Data Public Elementary / Secondary School Universe Survey Data	SY 2019-2020	March 2021
Department of Education - National Center for Education Statistics Common Core of Data (School Search)	SY 2018-19 School Details and Enrollment Characteristics	April 2020
	SY 2019-20 School Directory Information	July 2020
Center for Education Policy Analysis: Stanford Education Data Archive (SEDA)	SY 2008-2009 through SY2017-2018	February 2021

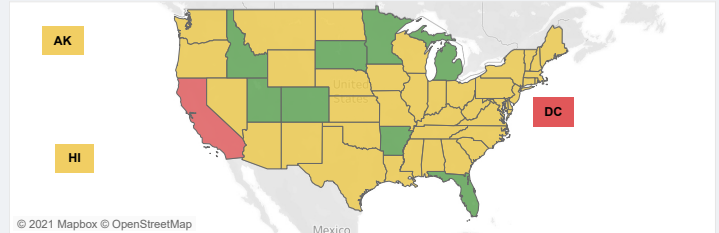
* Public Education is compiled using 60% Academic Performance, 20% School Climate, and 20% Service Offering.

Licensure Portability



Key: ■ ≤ 1.50 < ■ < 4.00 ≤ ■ (Measure)

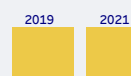
Licensure Portability in 50 States and DC



© 2021 Mapbox © OpenStreetMap



Accounting



Cosmetology



EMS



Engineering



Law




Nursing




Physical Therapy




Psychology



Teaching



Other Professions



Data Source	Most Recent Survey Time Period Utilized	Date Last Updated
State Laws, State Executive Orders, State Bar and Supreme Court Rules (Licensure)	Through May 2021	May 31, 2021

Areas Requiring Additional Support

Public Education

Mental Health Support



Public Education

Growth Measure



Public Education

Student to Teacher



Licensure Language

Professions

Substantial equivalence temporary license Expedite license Issue a temporary license

Accounting, Cosmetology, Engineering, EMS, Psychology



Support of Military Families – 2021

Vance Air Force Base, Oklahoma

Education and Licensure Assessment Narrative

Public Education:

(This assessment is a comparative analysis using colors to graphically display results for all criteria and categories. The colors are assigned using percentiles, divided into thirds, to provide information about a location's relative position compared to all other Department of the Air Force installations assessed)

- Vance AFB received an overall yellow rating for public education as it fell within the middle 33 percent of all Air Force installations assessed
- The areas with the lowest relative ranking which may require additional state/community support include student to mental health support ratio, student learning rate, and student to teacher ratio
- Change from 2019:** Vance's overall education rating improved from red to yellow as graduation rate and suspension rate both shifted from red to green and overall school climate shifted from yellow to green. However, overall service offering shifted from green to yellow as student to counselor ratio shifted from green to yellow and student to nurse ratio shifted from yellow to red

Licensure Portability:

- The State of Oklahoma received an overall yellow rating for licensure portability indicating the State statutes (primarily 59 Okl. St. Ann. § 4100.5) contain barriers to licensure and certification portability for military spouses. This assessment was awarded for interstate compacts for Nursing and Physical Therapy occupations and providing expedited licensing and universal reciprocity of Teaching certifications. The State also provides temporary licensure to military spouses with no supervisory requirements for the Law profession
- Barriers remain for Accounting, Cosmetology, Engineering, EMS, and Psychology which include "substantial equivalency" requirements. This allows acceptance of another state's license if the requirements for obtaining the license are sufficiently similar to their own State's requirements and precludes acceptance if the requirements are not similar. Additionally, there are barriers for Other Occupations as current statute does not exclude any other occupations from licensure portability burdens
- If you have additional information or recently made changes to your State's licensure statutes, you can send the updated information to SAF.MRR.Workflow@us.af.mil for consideration and potential changes to the assessment
- Change from 2019:** Despite joining the Audiology/Speech-Language Pathology Interstate Compact and passing new legislation improving the temporary licensing process for the Teaching profession (SB NO. 1125) there was no change from the 2019 assessment

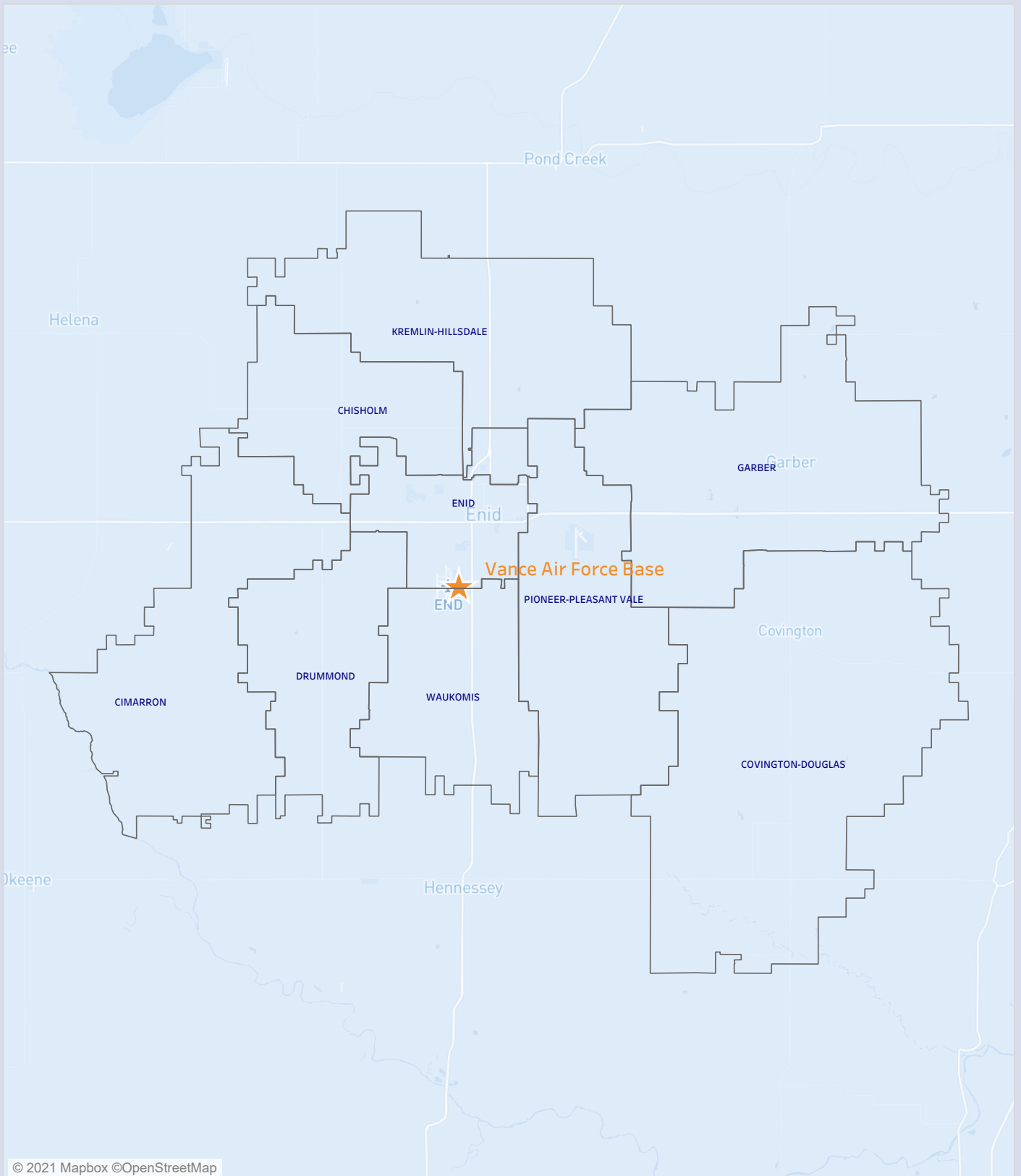
Additional notes:

- The education assessment cross references zip codes within the Military Housing Area (MHA) with zip codes of schools in the surrounding districts. Those school districts with zip codes that fall within the MHA of an installation are included in the analysis. In some locations, school district composition may have changed slightly due to the use of updated District IDs obtained from the Department of Education
- Graduation rates reflect a 4-year graduation, which was determined to be the expectation of Airmen, Guardians, and their families due to frequency of relocation
- The licensure assessment uses a checklist of licensure rules that states should have, and that they should avoid. For example, having a compact or temporary licensing rule and NOT having supervisory requirements are checklist items that lead to green. The Department of the Air Force reviewed state policies and programs intended to eliminate barriers to license portability for military spouses that were in effect as of 31 May 2021

For additional information on Education and Licensure assessment criteria, methodology and data sources, please see the Support of Military Families Background Information provided at www.af.mil under the Support to Families banner. All questions and feedback should be directed to SAF.MRR.Workflow@us.af.mil.

Vance Air Force Base, Oklahoma


School Districts Map



Support of Military Families – 2021

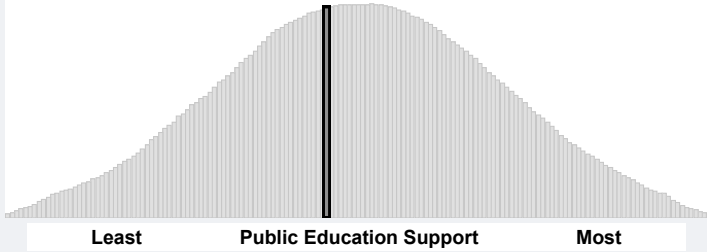
Will Rogers Air National Guard Base, Oklahoma

Public Education *




Key: ■ ≤ 33.3% < ■ < 66.7% ≤ ■ (Percentile)

Comparison of all 157 Air Force Installations

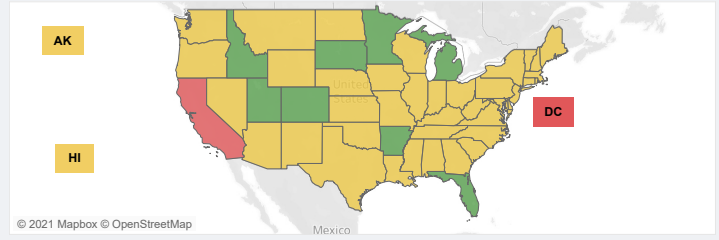


Licensure Portability



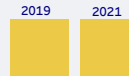
Key: ■ ≤ 1.50 < ■ < 4.00 ≤ ■ (Measure)

Licensure Portability in 50 States and DC



2 41 8

Academic Performance Criteria



Graduation Rate



Student Learning Rate



School Climate Criteria

Chronic Absenteeism Rate



Suspension Rate



Service Offering Criteria



Pre-Kindergarten Availability



Student to Counselor Ratio



Student to Mental Health Support Ratio



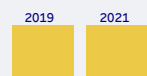
Student to Nurse Ratio



Student to Teacher Ratio



Accounting



Cosmetology



EMS



Engineering



Law



Nursing



Physical Therapy



Psychology



Teaching



Other Professions



Data Source	Most Recent Survey Time Period Utilized	Date Last Updated
State Laws, State Executive Orders, State Bar and Supreme Court Rules (Licensure)	Through May 2021	May 31, 2021

Data Source	Most Recent Survey Time Period Utilized	Date Last Updated
Department of Education - Civil Rights Data Collection District and School Data	SY 2017-2018	October 2020
Department of Education - EDFacts Graduation Rates (District Level and School Level)	SY 2018-2019	November 2020
Department of Education - National Center for Education Statistics Common Core of Data Public Elementary / Secondary School Universe Survey Data	SY 2019-2020	March 2021
Department of Education - National Center for Education Statistics Common Core of Data (School Search)	SY 2018-19 School Details and Enrollment Characteristics	April 2020
	SY 2019-20 School Directory Information	July 2020
Center for Education Policy Analysis: Stanford Education Data Archive (SEDA)	SY 2008-2009 through SY2017-2018	February 2021

* Public Education is compiled using 60% Academic Performance, 20% School Climate, and 20% Service Offering.

Areas Requiring Additional Support

Public Education

Suspension Rate



Public Education

Student to Teacher



Public Education

Student to Nurse



Licensure Language

Professions

Substantial equivalence temporary license Expedite license Issue a temporary license

Accounting, Cosmetology, Engineering, EMS, Psychology



Support of Military Families – 2021

Will Rogers Air National Guard Base, Oklahoma

Education and Licensure Assessment Narrative

Public Education:

(This assessment is a comparative analysis using colors to graphically display results for all criteria and categories. The colors are assigned using percentiles, divided into thirds, to provide information about a location's relative position compared to all other Department of the Air Force installations assessed)

- Will Rogers ANGB received an overall yellow rating for public education as it fell within the middle 33 percent of all Air Force installations assessed
- The areas with the lowest relative ranking which may require additional state/community support include suspension rate, and student to teacher and student to nurse ratios
- **Change from 2019:** Will Rogers' overall education rating did not shift from 2019, however overall school climate improved from red to yellow, while student to teacher ratio shifted from yellow to red

Licensure Portability:

- The State of Oklahoma received an overall yellow rating for licensure portability indicating the State statutes (primarily 59 Okl. St. Ann. § 4100.5) contain barriers to licensure and certification portability for military spouses. This assessment was awarded for interstate compacts for Nursing and Physical Therapy occupations and providing expedited licensing and universal reciprocity of Teaching certifications. The State also provides temporary licensure to military spouses with no supervisory requirements for the Law profession
- Barriers remain for Accounting, Cosmetology, Engineering, EMS, and Psychology which include "substantial equivalency" requirements. This allows acceptance of another state's license if the requirements for obtaining the license are sufficiently similar to their own State's requirements and precludes acceptance if the requirements are not similar. Additionally, there are barriers for Other Occupations as current statute does not exclude any other occupations from licensure portability burdens
- If you have additional information or recently made changes to your State's licensure statutes, you can send the updated information to SAF.MRR.Workflow@us.af.mil for consideration and potential changes to the assessment
- **Change from 2019:** Despite joining the Audiology/Speech-Language Pathology Interstate Compact and passing new legislation improving the temporary licensing process for the Teaching profession (SB NO. 1125) there was no change from the 2019 assessment

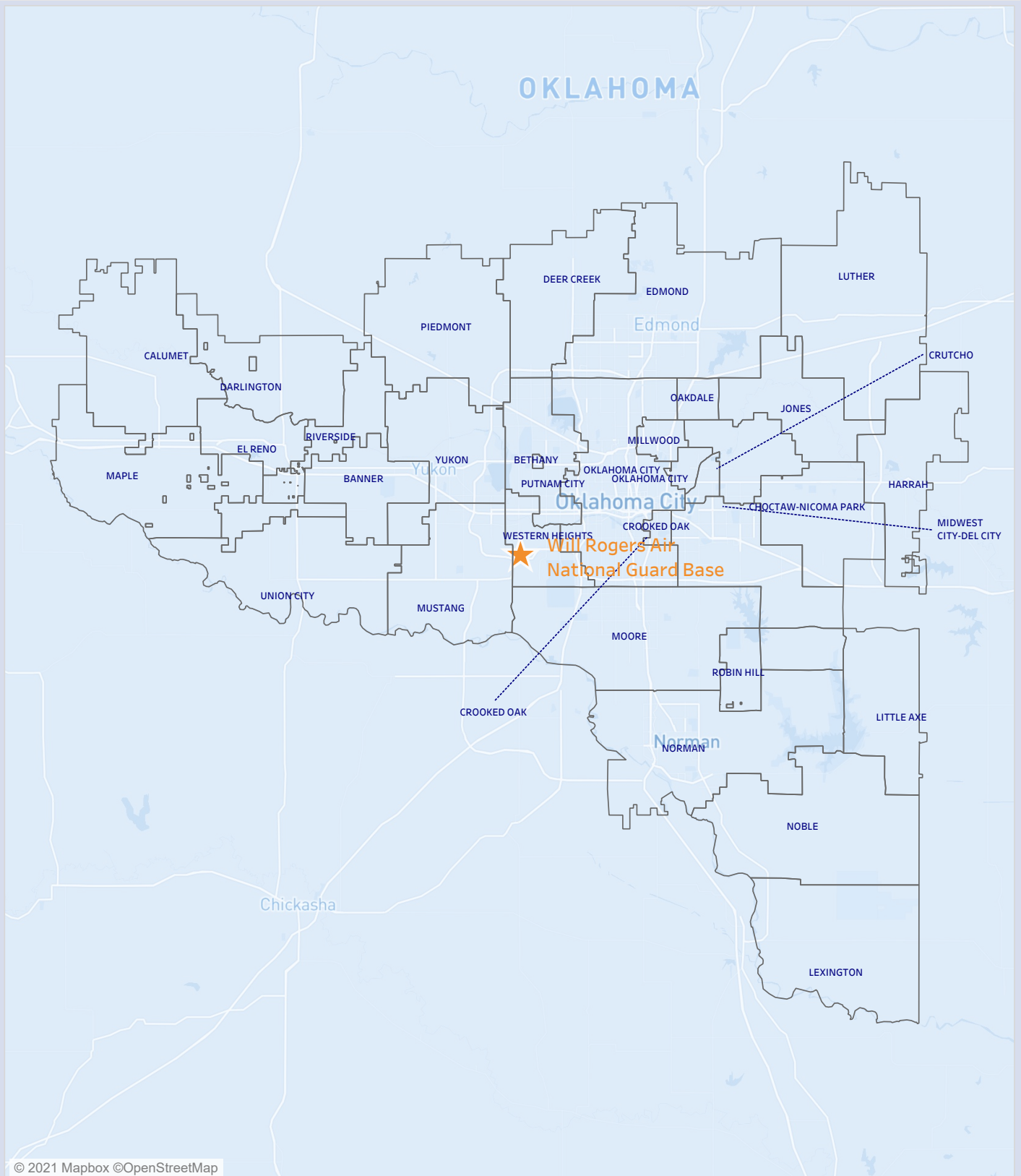
Additional notes:

- The education assessment cross references zip codes within the Military Housing Area (MHA) with zip codes of schools in the surrounding districts. Those school districts with zip codes that fall within the MHA of an installation are included in the analysis. In some locations, school district composition may have changed slightly due to the use of updated District IDs obtained from the Department of Education
- Graduation rates reflect a 4-year graduation, which was determined to be the expectation of Airmen, Guardians, and their families due to frequency of relocation
- The licensure assessment uses a checklist of licensure rules that states should have, and that they should avoid. For example, having a compact or temporary licensing rule and NOT having supervisory requirements are checklist items that lead to green. The Department of the Air Force reviewed state policies and programs intended to eliminate barriers to license portability for military spouses that were in effect as of 31 May 2021

For additional information on Education and Licensure assessment criteria, methodology and data sources, please see the Support of Military Families Background Information provided at www.af.mil under the Support to Families banner. All questions and feedback should be directed to SAF.MRR.Workflow@us.af.mil.

Will Rogers Air National Guard Base, Oklahoma

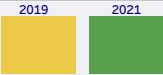
School Districts Map



Support of Military Families – 2021

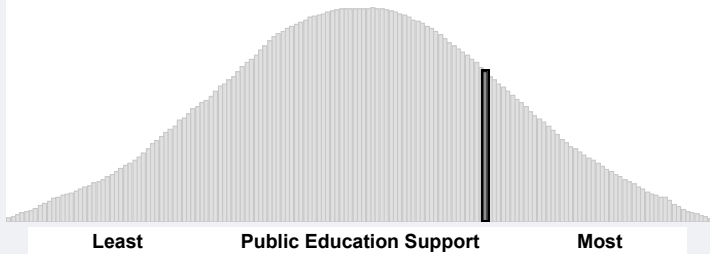
Kingsley Field Air National Guard Base, Oregon

Public Education *

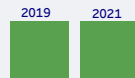


Key: ■ ≤ 33.3% < ■ < 66.7% ≤ ■ (Percentile)

Comparison of all 157 Air Force Installations



Academic Performance Criteria



Graduation Rate



Student Learning Rate



School Climate Criteria

Chronic Absenteeism Rate



Suspension Rate



Service Offering Criteria

Pre-Kindergarten Availability



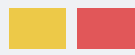
Student to Counselor Ratio



Student to Mental Health Support Ratio




Student to Nurse Ratio



Student to Teacher Ratio

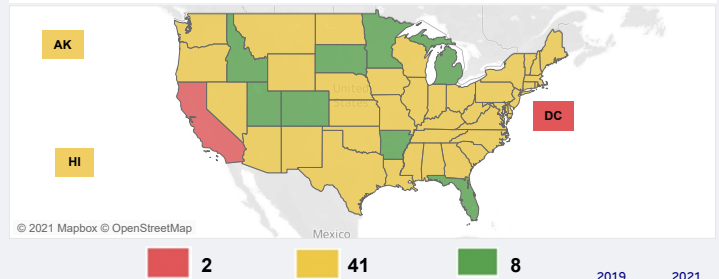


Licensure Portability

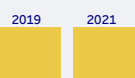


Key: ■ ≤ 1.50 < ■ < 4.00 ≤ ■ (Measure)

Licensure Portability in 50 States and DC



Accounting



Cosmetology



EMS



Engineering



Law



Nursing



Physical Therapy



Psychology



Teaching



Other Professions



Data Source	Most Recent Survey Time Period Utilized	Date Last Updated
State Laws, State Executive Orders, State Bar and Supreme Court Rules (Licensure)	Through May 2021	May 31, 2021

Data Source	Most Recent Survey Time Period Utilized	Date Last Updated
Department of Education - Civil Rights Data Collection District and School Data	SY 2017-2018	October 2020
Department of Education - ED Facts Graduation Rates (District Level and School Level)	SY 2018-2019	November 2020
Department of Education - National Center for Education Statistics Common Core of Data Public Elementary / Secondary School Universe Survey Data	SY 2019-2020	March 2021
Department of Education - National Center for Education Statistics Common Core of Data (School Search)	SY 2018-19 School Details and Enrollment Characteristics	April 2020
	SY 2019-20 School Directory Information	July 2020
Center for Education Policy Analysis: Stanford Education Data Archive (SEDA)	SY 2008-2009 through SY2017-2018	February 2021

* Public Education is compiled using 60% Academic Performance, 20% School Climate, and 20% Service Offering.

Areas Requiring Additional Support

Public Education

PreK



Public Education

Graduation Rates



Public Education

Student to Teacher



Licensure Language

Issue license (based on competency and if spouse has done job 1 of 3 years before application) Issue a temporary license

Professions

Accounting, Cosmetology, Engineering, Nursing, Psychology, Teaching



Support of Military Families – 2021

Kingsley Field Air National Guard Base, Oregon

Education and Licensure Assessment Narrative

Public Education:

(This assessment is a comparative analysis using colors to graphically display results for all criteria and categories. The colors are assigned using percentiles, divided into thirds, to provide information about a location's relative position compared to all other Department of the Air Force installations assessed)

- Kingsley Field ANGB received an overall green rating for public education as it fell within the top 33 percent of all Air Force installations assessed with a strong student learning rate as the driving factor
- The areas with the lowest relative ranking which may require additional state/community support include pre-kindergarten availability, graduation rate, and student to teacher ratio
- Change from 2019:** Kingsley Field ANGB's overall education rating improved from yellow to green, however student to nurse ratio shifted from yellow to red

Licensure Portability:

- The State of Oregon received an overall yellow rating for licensure portability indicating the State statutes (primarily O.R.S. § 676.308) contain barriers to licensure and certification portability for military spouses. This assessment was awarded for joining an interstate compact for Physical Therapy and having pending legislation to join Nursing and EMS compacts. The State also provides temporary licensure to military spouses with no supervisory requirements for the Law profession
- Barriers remain for Accounting, Cosmetology, Engineering, EMS, Nursing, Psychology, and Teaching which include language that the military spouse has done the same job for at least one year during the three years immediately preceding the date of application for license transfer. Additionally, there are barriers for Other Occupations as current statute does not exclude any other occupations from licensure portability burdens
- If you have additional information or recently made changes to your State's licensure statutes, you can send the updated information to SAF.MRR.Workflow@us.af.mil for consideration and potential changes to the assessment
- Change from 2019:** No change from the 2019 assessment and no changes to the State's statute

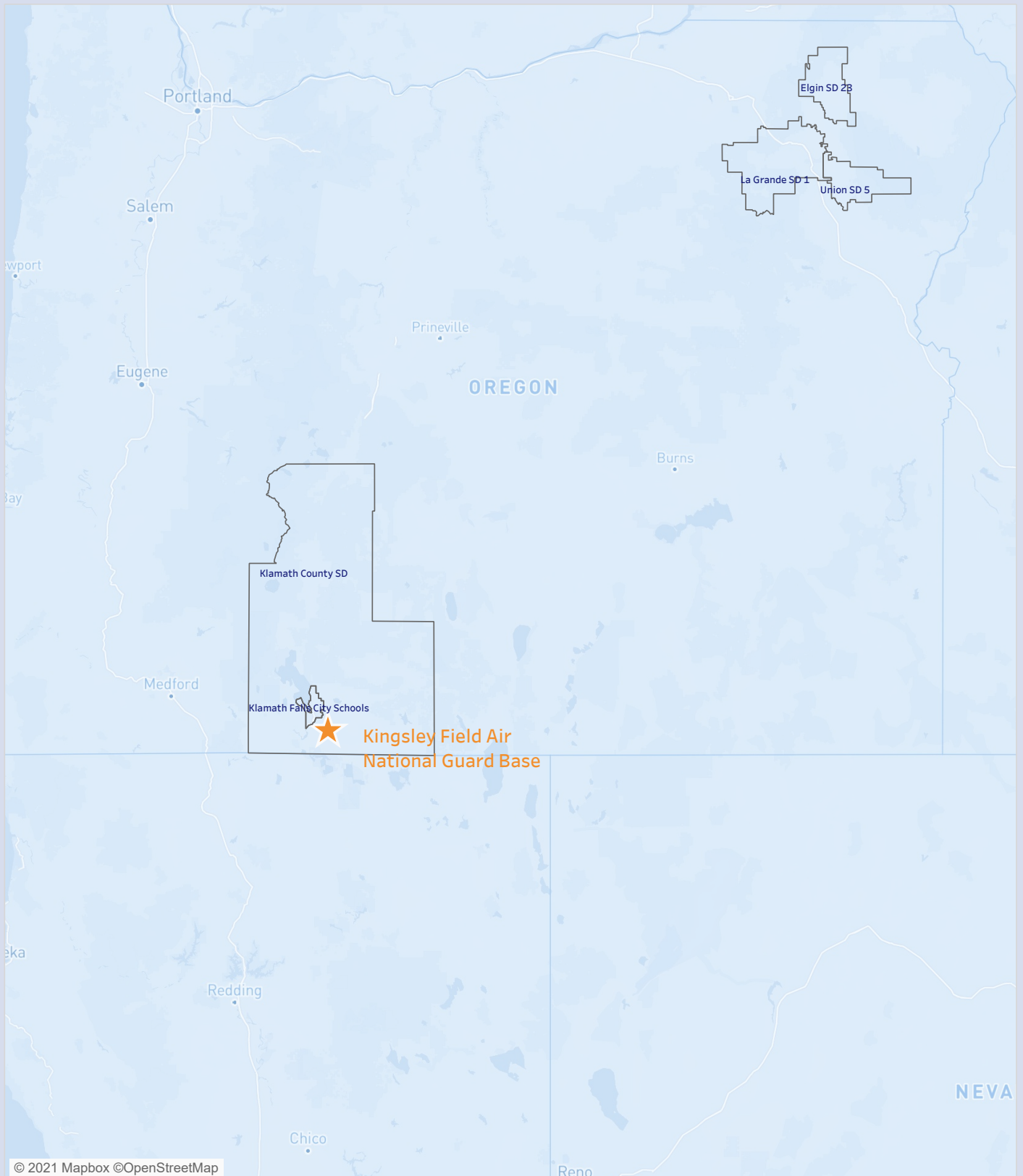
Additional notes:

- The education assessment cross references zip codes within the Military Housing Area (MHA) with zip codes of schools in the surrounding districts. Those school districts with zip codes that fall within the MHA of an installation are included in the analysis. In some locations, school district composition may have changed slightly due to the use of updated District IDs obtained from the Department of Education
- Graduation rates reflect a 4-year graduation, which was determined to be the expectation of Airmen, Guardians, and their families due to frequency of relocation
- The licensure assessment uses a checklist of licensure rules that states should have, and that they should avoid. For example, having a compact or temporary licensing rule and NOT having supervisory requirements are checklist items that lead to green. The Department of the Air Force reviewed state policies and programs intended to eliminate barriers to license portability for military spouses that were in effect as of 31 May 2021

For additional information on Education and Licensure assessment criteria, methodology and data sources, please see the Support of Military Families Background Information provided at www.af.mil under the Support to Families banner. All questions and feedback should be directed to SAF.MRR.Workflow@us.af.mil.

Kingsley Field Air National Guard Base, Oregon


School Districts Map



Support of Military Families – 2021

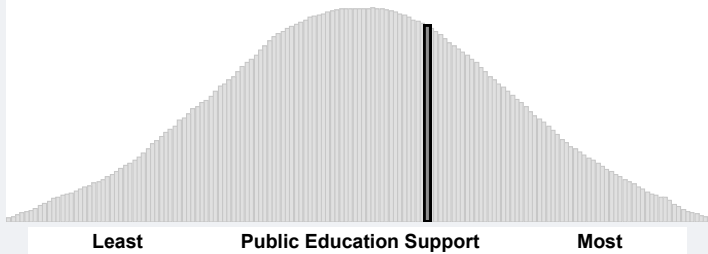
Portland Air National Guard Base, Oregon

Public Education *




Key: ■ ≤ 33.3% < ■ < 66.7% ≤ ■ (Percentile)

Comparison of all 157 Air Force Installations

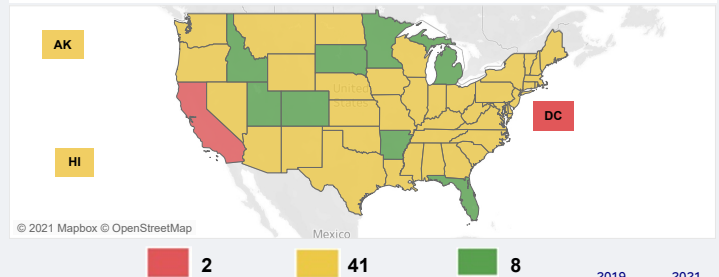


Licensure Portability

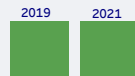


Key: ■ ≤ 1.50 < ■ < 4.00 ≤ ■ (Measure)

Licensure Portability in 50 States and DC



Academic Performance Criteria



Graduation Rate



Student Learning Rate



School Climate Criteria



Chronic Absenteeism Rate



Suspension Rate



Service Offering Criteria



Pre-Kindergarten Availability



Student to Counselor Ratio



Student to Mental Health Support Ratio



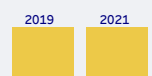
Student to Nurse Ratio



Student to Teacher Ratio



Accounting



Cosmetology



EMS



Engineering



Law




Nursing



Physical Therapy



Psychology



Teaching



Other Professions



Data Source	Most Recent Survey Time Period Utilized	Date Last Updated
State Laws, State Executive Orders, State Bar and Supreme Court Rules (Licensure)	Through May 2021	May 31, 2021

Data Source	Most Recent Survey Time Period Utilized	Date Last Updated
Department of Education - Civil Rights Data Collection District and School Data	SY 2017-2018	October 2020
Department of Education - EDFacts Graduation Rates (District Level and School Level)	SY 2018-2019	November 2020
Department of Education - National Center for Education Statistics Common Core of Data Public Elementary / Secondary School Universe Survey Data	SY 2019-2020	March 2021
Department of Education - National Center for Education Statistics Common Core of Data (School Search)	SY 2018-19 School Details and Enrollment Characteristics SY 2019-20 School Directory Information	April 2020 July 2020
Center for Education Policy Analysis: Stanford Education Data Archive (SEDA)	SY 2008-2009 through SY2017-2018	February 2021

* Public Education is compiled using 60% Academic Performance, 20% School Climate, and 20% Service Offering.

Areas Requiring Additional Support

Public Education

Student to Nurse



Public Education

PreK



Public Education

Chronic Absenteeism



Licensure Language

Issue license (based on competency and if spouse has done job 1 of 3 years before application) Issue a temporary license

Professions

Accounting, Cosmetology, Engineering, Nursing, Psychology, Teaching



Support of Military Families – 2021

Portland Air National Guard Base, Oregon

Education and Licensure Assessment Narrative

Public Education:

(This assessment is a comparative analysis using colors to graphically display results for all criteria and categories. The colors are assigned using percentiles, divided into thirds, to provide information about a location's relative position compared to all other Department of the Air Force installations assessed)

- Portland ANGB received an overall yellow rating for public education as it fell within the middle 33 percent of all Air Force installations assessed
- The areas with the lowest relative ranking which may require additional state/community support include student to nurse ratio, pre-kindergarten availability, and chronic absenteeism rate
- Change from 2019:** Portland's overall education rating did not change from 2019

Licensure Portability:

- The State of Oregon received an overall yellow rating for licensure portability indicating the State statutes (primarily O.R.S. § 676.308) contain barriers to licensure and certification portability for military spouses. This assessment was awarded for joining an interstate compact for Physical Therapy and having pending legislation to join Nursing and EMS compacts. The State also provides temporary licensure to military spouses with no supervisory requirements for the Law profession
- Barriers remain for Accounting, Cosmetology, Engineering, EMS, Nursing, Psychology, and Teaching which include language that the military spouse has done the same job for at least one year during the three years immediately preceding the date of application for license transfer. Additionally, there are barriers for Other Occupations as current statute does not exclude any other occupations from licensure portability burdens
- If you have additional information or recently made changes to your State's licensure statutes, you can send the updated information to SAF.MRR.Workflow@us.af.mil for consideration and potential changes to the assessment
- Change from 2019:** No change from the 2019 assessment and no changes to the State's statute

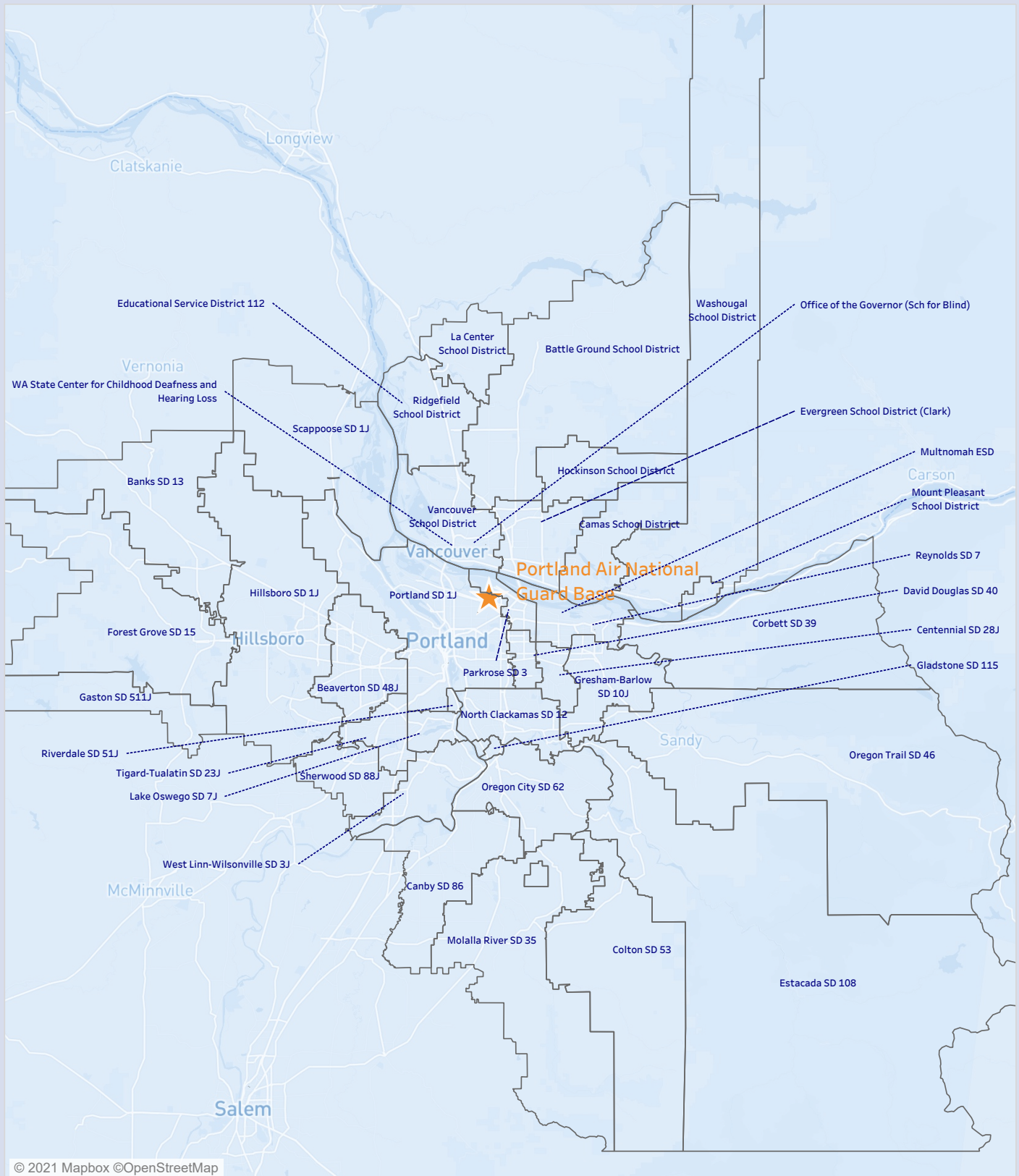
Additional notes:

- The education assessment cross references zip codes within the Military Housing Area (MHA) with zip codes of schools in the surrounding districts. Those school districts with zip codes that fall within the MHA of an installation are included in the analysis. In some locations, school district composition may have changed slightly due to the use of updated District IDs obtained from the Department of Education
- Graduation rates reflect a 4-year graduation, which was determined to be the expectation of Airmen, Guardians, and their families due to frequency of relocation
- The licensure assessment uses a checklist of licensure rules that states should have, and that they should avoid. For example, having a compact or temporary licensing rule and NOT having supervisory requirements are checklist items that lead to green. The Department of the Air Force reviewed state policies and programs intended to eliminate barriers to license portability for military spouses that were in effect as of 31 May 2021

For additional information on Education and Licensure assessment criteria, methodology and data sources, please see the Support of Military Families Background Information provided at www.af.mil under the Support to Families banner. All questions and feedback should be directed to SAF.MRR.Workflow@us.af.mil.

Portland Air National Guard Base, Oregon

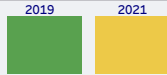
School Districts Map



Support of Military Families – 2021

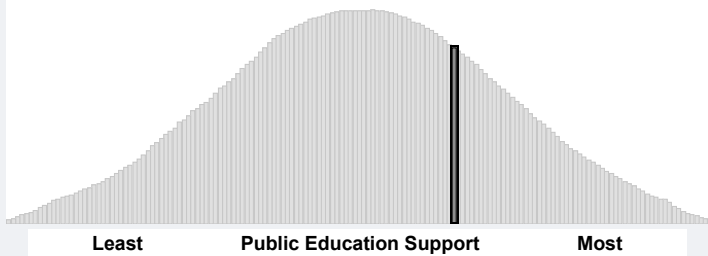
Harrisburg Air National Guard Base, Pennsylvania

Public Education *

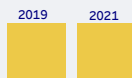


Key: ■ ≤ 33.3% < ■ < 66.7% ≤ ■ (Percentile)

Comparison of all 157 Air Force Installations



Academic Performance Criteria



Graduation Rate



Student Learning Rate



School Climate Criteria



Chronic Absenteeism Rate



Suspension Rate



Service Offering Criteria



Pre-Kindergarten Availability



Student to Counselor Ratio



Student to Mental Health Support Ratio



Student to Nurse Ratio




Student to Teacher Ratio



Data Source	Most Recent Survey Time Period Utilized	Date Last Updated
Department of Education - Civil Rights Data Collection District and School Data	SY 2017-2018	October 2020
Department of Education - ED Facts Graduation Rates (District Level and School Level)	SY 2018-2019	November 2020
Department of Education - National Center for Education Statistics Common Core of Data Public Elementary / Secondary School Universe Survey Data	SY 2019-2020	March 2021
Department of Education - National Center for Education Statistics Common Core of Data (School Search)	SY 2018-19 School Details and Enrollment Characteristics	April 2020
	SY 2019-20 School Directory Information	July 2020
Center for Education Policy Analysis: Stanford Education Data Archive (SEDA)	SY 2008-2009 through SY2017-2018	February 2021

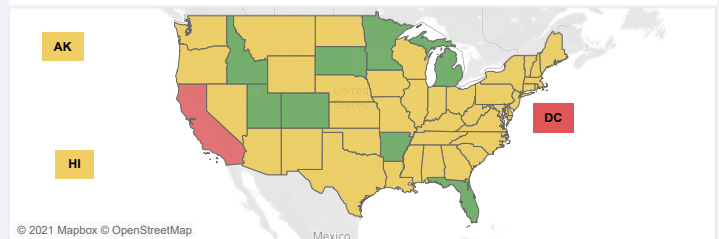
* Public Education is compiled using 60% Academic Performance, 20% School Climate, and 20% Service Offering.

Licensure Portability



Key: ■ ≤ 1.50 < ■ < 4.00 ≤ ■ (Measure)


Licensure Portability in 50 States and DC



© 2021 Mapbox © OpenStreetMap



Accounting



Cosmetology



EMS



Engineering



Law



Nursing



Physical Therapy



Psychology



Teaching



Other Professions



Data Source	Most Recent Survey Time Period Utilized	Date Last Updated
State Laws, State Executive Orders, State Bar and Supreme Court Rules (Licensure)	Through May 2021	May 31, 2021

Areas Requiring Additional Support

Public Education

PreK



Public Education

Growth Measure



Public Education

Suspension Rate



Licensure Language

Substantial equivalency requirements Must have 2 years experience in past 5 years

Professions

Engineering, EMS, Accounting, Cosmetology, Physical Therapy, Psychology, Teaching



Support of Military Families – 2021

Harrisburg Air National Guard Base, Pennsylvania

Education and Licensure Assessment Narrative

Public Education:

(This assessment is a comparative analysis using colors to graphically display results for all criteria and categories. The colors are assigned using percentiles, divided into thirds, to provide information about a location's relative position compared to all other Department of the Air Force installations assessed)

- Harrisburg ANGB received an overall yellow rating for public education as it fell within the middle 33 percent of all Air Force installations assessed
- The areas with the lowest relative ranking which may require additional state/community support include pre-kindergarten availability, student learning and suspension rates
- **Change from 2019:** Harrisburg's overall education rating shifted from green to yellow as did graduation rate. Additionally, overall service offering shifted from yellow to red, however student to mental health support ratio improved from yellow to green

Licensure Portability:

- The State of Pennsylvania received an overall yellow rating for licensure portability indicating State statutes (primarily 63 P.S. § 2206.1) contain barriers to licensure and certification portability for military spouses. This assessment was awarded for joining interstate compacts for Physical Therapy and Psychology occupations and providing temporary licensure to military spouses with no supervisory requirements for the Law profession
- Barriers remain for Accounting, Cosmetology, Engineering, EMS, Nursing, Physical Therapy, Psychology and Teaching which include "substantial equivalency" requirements. This allows acceptance of another state's license if the requirements for obtaining the license are sufficiently similar to their own State's requirements and precludes acceptance if the requirements are not similar. Additionally, there are barriers for Other Occupations as current statute does not exclude any other occupations from licensure portability burdens
- Barriers also remain for Physical Therapy even though Pennsylvania has enacted legislation to join the Physical Therapy Compact, but as of the time of this assessment, the compact benefits are not yet provided to military spouses as additional requirements need to be met in order for Pennsylvania to fully receive all of the compact privileges
- If you have additional information or recently made changes to your State's licensure statutes, you can send the updated information to SAF.MRR.Workflow@us.af.mil for consideration and potential changes to the assessment
- **Change from 2019:** Despite joining the Physical Therapy Compact and Psychology Interjurisdictional Compact there was no change from the 2019 assessment

Additional notes:

- The education assessment cross references zip codes within the Military Housing Area (MHA) with zip codes of schools in the surrounding districts. Those school districts with zip codes that fall within the MHA of an installation are included in the analysis. In some locations, school district composition may have changed slightly due to the use of updated District IDs obtained from the Department of Education
- Graduation rates reflect a 4-year graduation, which was determined to be the expectation of Airmen, Guardians, and their families due to frequency of relocation
- The licensure assessment uses a checklist of licensure rules that states should have, and that they should avoid. For example, having a compact or temporary licensing rule and NOT having supervisory requirements are checklist items that lead to green. The Department of the Air Force reviewed state policies and programs intended to eliminate barriers to license portability for military spouses that were in effect as of 31 May 2021

For additional information on Education and Licensure assessment criteria, methodology and data sources, please see the Support of Military Families Background Information provided at www.af.mil under the Support to Families banner. All questions and feedback should be directed to SAF.MRR.Workflow@us.af.mil.

Harrisburg Air National Guard Base, Pennsylvania

School Districts Map



Support of Military Families – 2021

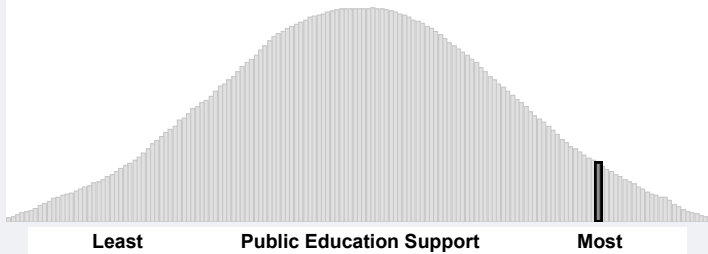
Horsham Air Guard Station, Pennsylvania

Public Education *

2021

Key: ■ ≤ 33.3% < ■ < 66.7% ≤ ■ (Percentile)

Comparison of all 157 Air Force Installations



Academic Performance Criteria

2021

Graduation Rate

Student Learning Rate

School Climate Criteria

Chronic Absenteeism Rate

Suspension Rate

Service Offering Criteria

Pre-Kindergarten Availability

Student to Counselor Ratio

Student to Mental Health Support Ratio

Student to Nurse Ratio

Student to Teacher Ratio

Data Source	Most Recent Survey Time Period Utilized	Date Last Updated
Department of Education - Civil Rights Data Collection District and School Data	SY 2017-2018	October 2020
Department of Education - EDfacts Graduation Rates (District Level and School Level)	SY 2018-2019	November 2020
Department of Education - National Center for Education Statistics Common Core of Data Public Elementary / Secondary School Universe Survey Data	SY 2019-2020	March 2021
Department of Education - National Center for Education Statistics Common Core of Data (School Search)	SY 2018-19 School Details and Enrollment Characteristics	April 2020
	SY 2019-20 School Directory Information	July 2020
Center for Education Policy Analysis: Stanford Education Data Archive (SEDA)	SY 2008-2009 through SY2017-2018	February 2021

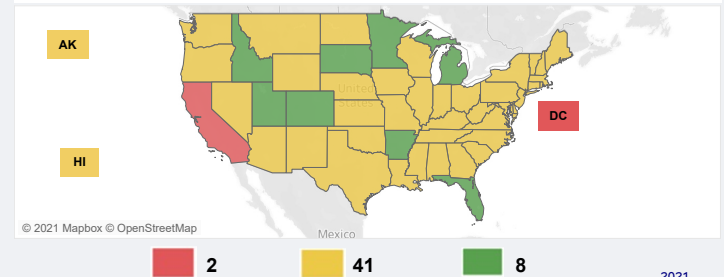
* Public Education is compiled using 60% Academic Performance, 20% School Climate, and 20% Service Offering.

Licensure Portability

2021

Key: ■ ≤ 1.50 < ■ < 4.00 ≤ ■ (Measure)

Licensure Portability in 50 States and DC



Accounting

Cosmetology

EMS

Engineering

Law

Nursing

Physical Therapy

Psychology

Teaching

Other Professions

Data Source	Most Recent Survey Time Period Utilized	Date Last Updated
State Laws, State Executive Orders, State Bar and Supreme Court Rules (Licensure)	Through May 2021	May 31, 2021

Areas Requiring Additional Support

Public Education

PreK

Public Education

Growth Measure

Public Education

Mental Health Support

Licensure Language

Professions

Substantial equivalency Temporary license

EMS, Accounting, Engineering, Psychology, Teaching, Cosmetology

Support of Military Families – 2021

Horsham Air Guard Station, Pennsylvania

Education and Licensure Assessment Narrative

Public Education:

(This assessment is a comparative analysis using colors to graphically display results for all criteria and categories. The colors are assigned using percentiles, divided into thirds, to provide information about a location's relative position compared to all other Department of the Air Force installations assessed)

- Horsham AGS received an overall green rating for public education as it fell within the top 33 percent of all Air Force installations assessed with strong overall academic performance and school climate as the driving factors
- The areas with the lowest relative ranking which may require additional state/community support include pre-kindergarten availability, student learning rate, and student to mental health support ratio
- Change from 2019:** N/A. Horsham was not included in the 2019 analysis

Licensure Portability:

- The State of Pennsylvania received an overall yellow rating for licensure portability indicating State statutes (primarily 63 P.S. § 2206.1) contain barriers to licensure and certification portability for military spouses. This assessment was awarded for joining interstate compacts for Physical Therapy and Psychology occupations and providing temporary licensure to military spouses with no supervisory requirements for the Law profession
- Barriers remain for Accounting, Cosmetology, Engineering, EMS, Nursing, Physical Therapy, Psychology and Teaching which include "substantial equivalency" requirements. This allows acceptance of another state's license if the requirements for obtaining the license are sufficiently similar to their own State's requirements and precludes acceptance if the requirements are not similar. Additionally, there are barriers for Other Occupations as current statute does not exclude any other occupations from licensure portability burdens
- Barriers also remain for Physical Therapy even though Pennsylvania has enacted legislation to join the Physical Therapy Compact, but as of the time of this assessment, the compact benefits are not yet provided to military spouses as additional requirements need to be met in order for Pennsylvania to fully receive all of the compact privileges
- If you have additional information or recently made changes to your State's licensure statutes, you can send the updated information to SAF.MRR.Workflow@us.af.mil for consideration and potential changes to the assessment
- Change from 2019:** Despite joining the Physical Therapy Compact and Psychology Interjurisdictional Compact there was no change from the 2019 assessment

Additional notes:

- The education assessment cross references zip codes within the Military Housing Area (MHA) with zip codes of schools in the surrounding districts. Those school districts with zip codes that fall within the MHA of an installation are included in the analysis. In some locations, school district composition may have changed slightly due to the use of updated District IDs obtained from the Department of Education
- Graduation rates reflect a 4-year graduation, which was determined to be the expectation of Airmen, Guardians, and their families due to frequency of relocation
- The licensure assessment uses a checklist of licensure rules that states should have, and that they should avoid. For example, having a compact or temporary licensing rule and NOT having supervisory requirements are checklist items that lead to green. The Department of the Air Force reviewed state policies and programs intended to eliminate barriers to license portability for military spouses that were in effect as of 31 May 2021

For additional information on Education and Licensure assessment criteria, methodology and data sources, please see the Support of Military Families Background Information provided at www.af.mil under the Support to Families banner. All questions and feedback should be directed to SAF.MRR.Workflow@us.af.mil.

Support of Military Families – 2021

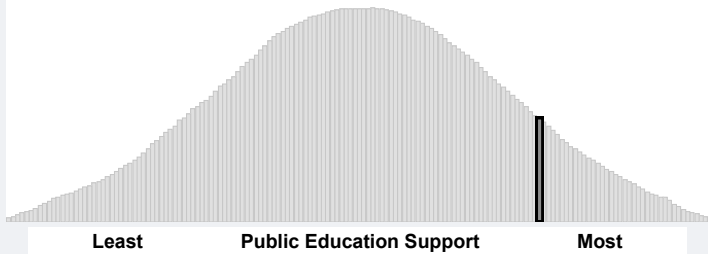
Johnstown Air National Guard Station, Pennsylvania

Public Education *

2021

Key: ■ ≤ 33.3% < ■ < 66.7% ≤ ■ (Percentile)

Comparison of all 157 Air Force Installations



Academic Performance Criteria

2021

Graduation Rate ■

Student Learning Rate ■

School Climate Criteria

Chronic Absenteeism Rate ■

Suspension Rate ■

Service Offering Criteria

Pre-Kindergarten Availability ■

Student to Counselor Ratio ■

Student to Mental Health Support Ratio ■

Student to Nurse Ratio ■

Student to Teacher Ratio ■

Data Source	Most Recent Survey Time Period Utilized	Date Last Updated
Department of Education - Civil Rights Data Collection District and School Data	SY 2017-2018	October 2020
Department of Education - EDFacts Graduation Rates (District Level and School Level)	SY 2018-2019	November 2020
Department of Education - National Center for Education Statistics Common Core of Data Public Elementary / Secondary School Universe Survey Data	SY 2019-2020	March 2021
Department of Education - National Center for Education Statistics Common Core of Data (School Search)	SY 2018-19 School Details and Enrollment Characteristics	April 2020
	SY 2019-20 School Directory Information	July 2020
Center for Education Policy Analysis: Stanford Education Data Archive (SEDA)	SY 2008-2009 through SY2017-2018	February 2021

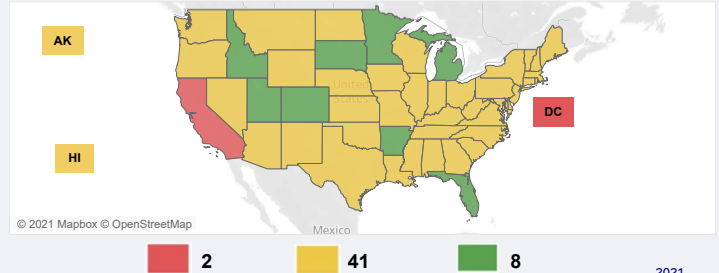
* Public Education is compiled using 60% Academic Performance, 20% School Climate, and 20% Service Offering.

Licensure Portability

2021

Key: ■ ≤ 1.50 < ■ < 4.00 ≤ ■ (Measure)

Licensure Portability in 50 States and DC



Accounting ■

Cosmetology ■

EMS ■

Engineering ■

Law ■

Nursing ■

Physical Therapy ■

Psychology ■

Teaching ■

Other Professions ■

Data Source	Most Recent Survey Time Period Utilized	Date Last Updated
State Laws, State Executive Orders, State Bar and Supreme Court Rules (Licensure)	Through May 2021	May 31, 2021

Areas Requiring Additional Support

Public Education

PreK ■

Public Education

Growth Measure ■

Public Education

Chronic Absenteeism ■

Licensure Language

Professions

Substantial equivalency Temporary license

EMS, Accounting, Engineering, Psychology, Teaching, Cosmetology ■

Support of Military Families – 2021

Johnstown Air National Guard Station, Pennsylvania

Education and Licensure Assessment Narrative

Public Education:

(This assessment is a comparative analysis using colors to graphically display results for all criteria and categories. The colors are assigned using percentiles, divided into thirds, to provide information about a location's relative position compared to all other Department of the Air Force installations assessed)

- Johnstown ANGS received an overall green rating for public education as it fell within the top 33 percent of all Air Force installations assessed with strong overall school climate and service offering as the driving factors
- The areas with the lowest relative ranking which may require additional state/community support include pre-kindergarten availability, and student learning and chronic absenteeism rates
- Change from 2019:** N/A. Johnstown was not included in the 2019 analysis

Licensure Portability:

- The State of Pennsylvania received an overall yellow rating for licensure portability indicating State statutes (primarily 63 P.S. § 2206.1) contain barriers to licensure and certification portability for military spouses. This assessment was awarded for joining interstate compacts for Physical Therapy and Psychology occupations and providing temporary licensure to military spouses with no supervisory requirements for the Law profession
- Barriers remain for Accounting, Cosmetology, Engineering, EMS, Nursing, Physical Therapy, Psychology and Teaching which include “substantial equivalency” requirements. This allows acceptance of another state's license if the requirements for obtaining the license are sufficiently similar to their own State's requirements and precludes acceptance if the requirements are not similar. Additionally, there are barriers for Other Occupations as current statute does not exclude any other occupations from licensure portability burdens
- Barriers also remain for Physical Therapy even though Pennsylvania has enacted legislation to join the Physical Therapy Compact, but as of the time of this assessment, the compact benefits are not yet provided to military spouses as additional requirements need to be met in order for Pennsylvania to fully receive all of the compact privileges
- If you have additional information or recently made changes to your State's licensure statutes, you can send the updated information to SAF.MRR.Workflow@us.af.mil for consideration and potential changes to the assessment
- Change from 2019:** Despite joining the Physical Therapy Compact and Psychology Interjurisdictional Compact there was no change from the 2019 assessment

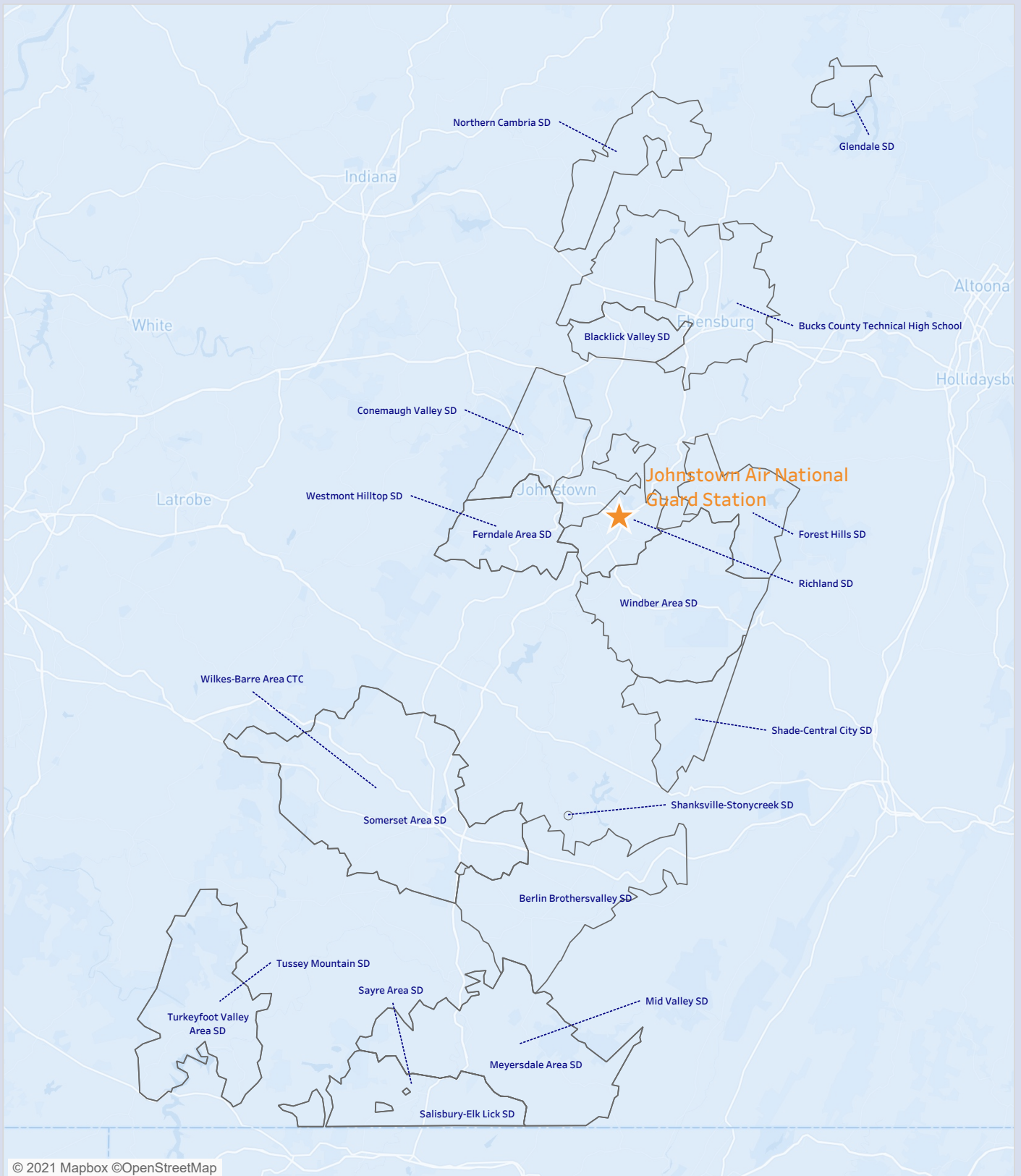
Additional notes:

- The education assessment cross references zip codes within the Military Housing Area (MHA) with zip codes of schools in the surrounding districts. Those school districts with zip codes that fall within the MHA of an installation are included in the analysis. In some locations, school district composition may have changed slightly due to the use of updated District IDs obtained from the Department of Education
- Graduation rates reflect a 4-year graduation, which was determined to be the expectation of Airmen, Guardians, and their families due to frequency of relocation
- The licensure assessment uses a checklist of licensure rules that states should have, and that they should avoid. For example, having a compact or temporary licensing rule and NOT having supervisory requirements are checklist items that lead to green. The Department of the Air Force reviewed state policies and programs intended to eliminate barriers to license portability for military spouses that were in effect as of 31 May 2021

For additional information on Education and Licensure assessment criteria, methodology and data sources, please see the Support of Military Families Background Information provided at www.af.mil under the Support to Families banner. All questions and feedback should be directed to SAF.MRR.Workflow@us.af.mil.

Johnstown Air National Guard Station, Pennsylvania


School Districts Map



Support of Military Families – 2021

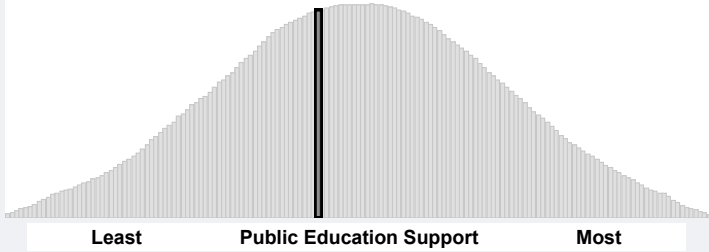
Pittsburgh Air Reserve Station, Pennsylvania

Public Education *

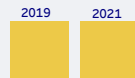


Key: ■ ≤ 33.3% < ■ < 66.7% ≤ ■ (Percentile)

Comparison of all 157 Air Force Installations



Academic Performance Criteria



Graduation Rate



Student Learning Rate



School Climate Criteria

Chronic Absenteeism Rate



Suspension Rate



Service Offering Criteria

Pre-Kindergarten Availability



Student to Counselor Ratio



Student to Mental Health Support Ratio




Student to Nurse Ratio



Student to Teacher Ratio

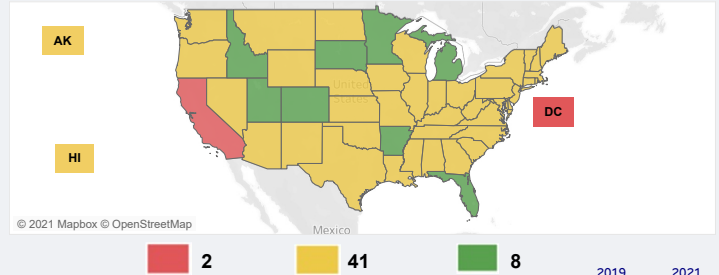


Licensure Portability




Key: ■ ≤ 1.50 < ■ < 4.00 ≤ ■ (Measure)

Licensure Portability in 50 States and DC



Accounting



Cosmetology



EMS



Engineering



Law



Nursing



Physical Therapy



Psychology



Teaching



Other Professions



Data Source	Most Recent Survey Time Period Utilized	Date Last Updated
State Laws, State Executive Orders, State Bar and Supreme Court Rules (Licensure)	Through May 2021	May 31, 2021

Data Source	Most Recent Survey Time Period Utilized	Date Last Updated
Department of Education - Civil Rights Data Collection District and School Data	SY 2017-2018	October 2020
Department of Education - EDfacts Graduation Rates (District Level and School Level)	SY 2018-2019	November 2020
Department of Education - National Center for Education Statistics Common Core of Data Public Elementary / Secondary School Universe Survey Data	SY 2019-2020	March 2021
Department of Education - National Center for Education Statistics Common Core of Data (School Search)	SY 2018-19 School Details and Enrollment Characteristics	April 2020
	SY 2019-20 School Directory Information	July 2020
Center for Education Policy Analysis: Stanford Education Data Archive (SEDA)	SY 2008-2009 through SY2017-2018	February 2021

* Public Education is compiled using 60% Academic Performance, 20% School Climate, and 20% Service Offering.

Areas Requiring Additional Support

Public Education

PreK



Public Education

Growth Measure



Public Education

Chronic Absenteeism



Licensure Language

Substantial equivalency requirements Must have 2 years experience in past 5 years

Professions

Engineering, EMS, Accounting, Cosmetology, Physical Therapy, Psychology, Teaching



Support of Military Families – 2021

Pittsburgh Air Reserve Station, Pennsylvania

Education and Licensure Assessment Narrative

Public Education:

(This assessment is a comparative analysis using colors to graphically display results for all criteria and categories. The colors are assigned using percentiles, divided into thirds, to provide information about a location's relative position compared to all other Department of the Air Force installations assessed)

- Pittsburgh ARS received an overall yellow rating for public education as it fell within the middle 33 percent of all Air Force installations assessed
- The areas with the lowest relative ranking which may require additional state/community support include pre-kindergarten availability, and student learning and chronic absenteeism rates
- Change from 2019:** Pittsburgh's overall education rating did not shift from 2019, however overall school climate shifted from green to yellow. Additionally, student to counselor ratio improved from yellow to green

Licensure Portability:

- The State of Pennsylvania received an overall yellow rating for licensure portability indicating State statutes (primarily 63 P.S. § 2206.1) contain barriers to licensure and certification portability for military spouses. This assessment was awarded for joining interstate compacts for Physical Therapy and Psychology occupations and providing temporary licensure to military spouses with no supervisory requirements for the Law profession
- Barriers remain for Accounting, Cosmetology, Engineering, EMS, Nursing, Physical Therapy, Psychology and Teaching which include "substantial equivalency" requirements. This allows acceptance of another state's license if the requirements for obtaining the license are sufficiently similar to their own State's requirements and precludes acceptance if the requirements are not similar. Additionally, there are barriers for Other Occupations as current statute does not exclude any other occupations from licensure portability burdens
- Barriers also remain for Physical Therapy even though Pennsylvania has enacted legislation to join the Physical Therapy Compact, but as of the time of this assessment, the compact benefits are not yet provided to military spouses as additional requirements need to be met in order for Pennsylvania to fully receive all of the compact privileges
- If you have additional information or recently made changes to your State's licensure statutes, you can send the updated information to SAF.MRR.Workflow@us.af.mil for consideration and potential changes to the assessment
- Change from 2019:** Despite joining the Physical Therapy Compact and Psychology Interjurisdictional Compact there was no change from the 2019 assessment

Additional notes:

- The education assessment cross references zip codes within the Military Housing Area (MHA) with zip codes of schools in the surrounding districts. Those school districts with zip codes that fall within the MHA of an installation are included in the analysis. In some locations, school district composition may have changed slightly due to the use of updated District IDs obtained from the Department of Education
- Graduation rates reflect a 4-year graduation, which was determined to be the expectation of Airmen, Guardians, and their families due to frequency of relocation
- The licensure assessment uses a checklist of licensure rules that states should have, and that they should avoid. For example, having a compact or temporary licensing rule and NOT having supervisory requirements are checklist items that lead to green. The Department of the Air Force reviewed state policies and programs intended to eliminate barriers to license portability for military spouses that were in effect as of 31 May 2021

For additional information on Education and Licensure assessment criteria, methodology and data sources, please see the Support of Military Families Background Information provided at www.af.mil under the Support to Families banner. All questions and feedback should be directed to SAF.MRR.Workflow@us.af.mil.

Pittsburgh Air Reserve Station, Pennsylvania


School Districts Map



Support of Military Families – 2021

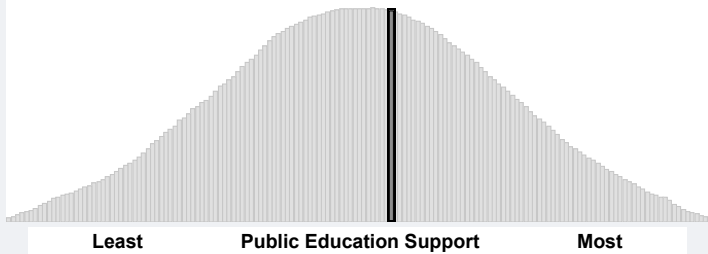
Quonset Air National Guard Base, Rhode Island

Public Education *

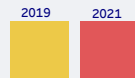


Key: ■ ≤ 33.3% < ■ < 66.7% ≤ ■ (Percentile)

Comparison of all 157 Air Force Installations



Academic Performance Criteria



Graduation Rate



Student Learning Rate



School Climate Criteria



Chronic Absenteeism Rate



Suspension Rate



Service Offering Criteria



Pre-Kindergarten Availability



Student to Counselor Ratio



Student to Mental Health Support Ratio



Student to Nurse Ratio




Student to Teacher Ratio



Data Source	Most Recent Survey Time Period Utilized	Date Last Updated
Department of Education - Civil Rights Data Collection District and School Data	SY 2017-2018	October 2020
Department of Education - EDfacts Graduation Rates (District Level and School Level)	SY 2018-2019	November 2020
Department of Education - National Center for Education Statistics Common Core of Data Public Elementary / Secondary School Universe Survey Data	SY 2019-2020	March 2021
Department of Education - National Center for Education Statistics Common Core of Data (School Search)	SY 2018-19 School Details and Enrollment Characteristics	April 2020
	SY 2019-20 School Directory Information	July 2020
Center for Education Policy Analysis: Stanford Education Data Archive (SEDA)	SY 2008-2009 through SY2017-2018	February 2021

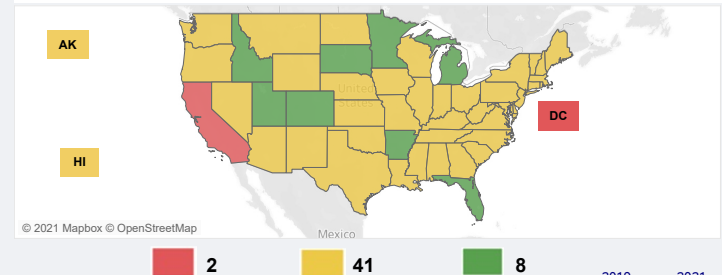
* Public Education is compiled using 60% Academic Performance, 20% School Climate, and 20% Service Offering.

Licensure Portability

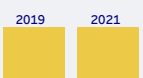


Key: ■ ≤ 1.50 < ■ < 4.00 ≤ ■ (Measure)

Licensure Portability in 50 States and DC



Accounting



Cosmetology



EMS



Engineering



Law



Nursing



Physical Therapy



Psychology



Teaching



Other Professions



Data Source	Most Recent Survey Time Period Utilized	Date Last Updated
State Laws, State Executive Orders, State Bar and Supreme Court Rules (Licensure)	Through May 2021	May 31, 2021

Areas Requiring Additional Support

Public Education

Growth Measure ■

Public Education

Chronic Absenteeism ■

Public Education

Graduation Rates ■

Licensure Language

Substantial equivalence Expedite license Issue a temporary license (while completing additional requirements)

Professions

Engineering, EMS, Accounting, Cosmetology, Physical Therapy, Psychology, Teaching, Nursing



Support of Military Families – 2021

Quonset Air National Guard Base, Rhode Island

Education and Licensure Assessment Narrative

Public Education:

(This assessment is a comparative analysis using colors to graphically display results for all criteria and categories. The colors are assigned using percentiles, divided into thirds, to provide information about a location's relative position compared to all other Department of the Air Force installations assessed)

- Quonset ANGB received an overall yellow rating for public education as it fell within the middle 33 percent of all Air Force installations assessed
- The areas with the lowest relative ranking which may require additional state/community support include student learning, chronic absenteeism, and graduation rates
- Change from 2019:** Quonset's overall education rating did not shift from 2019, however overall academic performance shifted from yellow to red and overall school climate improved from yellow to green. Additionally, pre-kindergarten availability shifted from green to yellow

Licensure Portability:

- The State of Rhode Island received an overall yellow rating for licensure portability indicating the State statutes (primarily Gen.Laws 1956, § 5-88-1) contain barriers to licensure and certification portability for military spouses. This assessment was awarded for the fact that all occupations include "substantial equivalency" requirements. This allows acceptance of another state's license if the requirements for obtaining the license are sufficiently similar to their own State's requirements and precludes acceptance if the requirements are not similar. Additionally, barriers remain for Other Occupations as current statute does not exclude any other occupations from licensure portability burdens. Law also has barriers as the State provides temporary licensure to military spouses with a requirement of having actively practiced law full-time for at least one year
- If you have additional information or recently made changes to your State's licensure statutes, you can send the updated information to SAF.MRR.Workflow@us.af.mil for consideration and potential changes to the assessment
- Change from 2019:** No change from the 2019 assessment and no changes to the State's statute

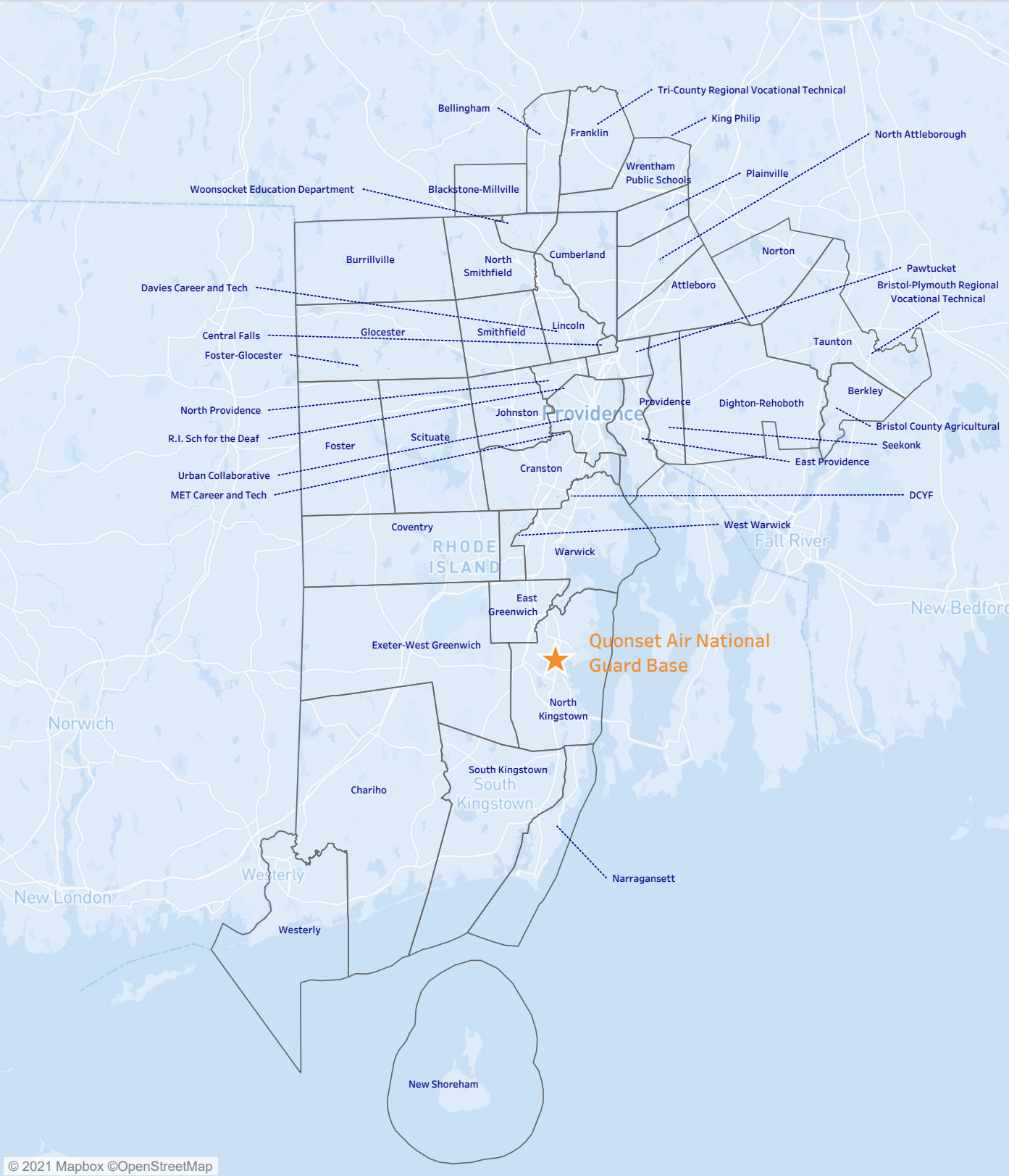
Additional notes:

- The education assessment cross references zip codes within the Military Housing Area (MHA) with zip codes of schools in the surrounding districts. Those school districts with zip codes that fall within the MHA of an installation are included in the analysis. In some locations, school district composition may have changed slightly due to the use of updated District IDs obtained from the Department of Education
- Graduation rates reflect a 4-year graduation, which was determined to be the expectation of Airmen, Guardians, and their families due to frequency of relocation
- The licensure assessment uses a checklist of licensure rules that states should have, and that they should avoid. For example, having a compact or temporary licensing rule and NOT having supervisory requirements are checklist items that lead to green. The Department of the Air Force reviewed state policies and programs intended to eliminate barriers to license portability for military spouses that were in effect as of 31 May 2021

For additional information on Education and Licensure assessment criteria, methodology and data sources, please see the Support of Military Families Background Information provided at www.af.mil under the Support to Families banner. All questions and feedback should be directed to SAF.MRR.Workflow@us.af.mil.

Quonset Air National Guard Base, Rhode Island


School Districts Map



Support of Military Families – 2021

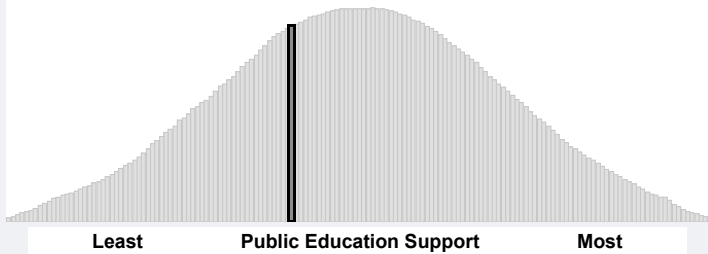
Joint Base Charleston, South Carolina

Public Education *




Key: ■ ≤ 33.3% < ■ < 66.7% ≤ ■ (Percentile)

Comparison of all 157 Air Force Installations

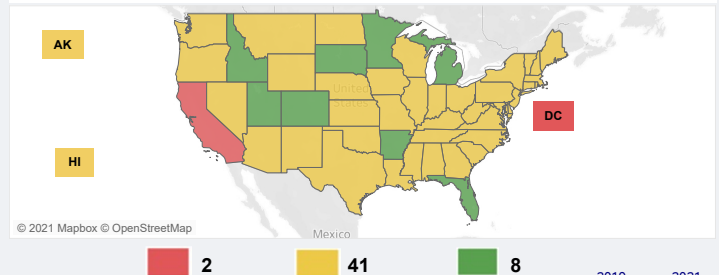


Licensure Portability



Key: ■ ≤ 1.50 < ■ < 4.00 ≤ ■ (Measure)

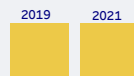
Licensure Portability in 50 States and DC



© 2021 Mapbox © OpenStreetMap



Academic Performance Criteria



Graduation Rate



Student Learning Rate



School Climate Criteria

Chronic Absenteeism Rate



Suspension Rate



Service Offering Criteria

Pre-Kindergarten Availability



Student to Counselor Ratio



Student to Mental Health Support Ratio



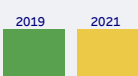
Student to Nurse Ratio



Student to Teacher Ratio



Accounting



Cosmetology



EMS



Engineering



Law



Nursing



Physical Therapy



Psychology



Teaching



Other Professions



Data Source	Most Recent Survey Time Period Utilized	Date Last Updated
State Laws, State Executive Orders, State Bar and Supreme Court Rules (Licensure)	Through May 2021	May 31, 2021

Data Source	Most Recent Survey Time Period Utilized	Date Last Updated
Department of Education - Civil Rights Data Collection District and School Data	SY 2017-2018	October 2020
Department of Education - EDFacts Graduation Rates (District Level and School Level)	SY 2018-2019	November 2020
Department of Education - National Center for Education Statistics Common Core of Data Public Elementary / Secondary School Universe Survey Data	SY 2019-2020	March 2021
Department of Education - National Center for Education Statistics Common Core of Data (School Search)	SY 2018-19 School Details and Enrollment Characteristics SY 2019-20 School Directory Information	April 2020 July 2020
Center for Education Policy Analysis: Stanford Education Data Archive (SEDA)	SY 2008-2009 through SY2017-2018	February 2021

* Public Education is compiled using 60% Academic Performance, 20% School Climate, and 20% Service Offering.

Areas Requiring Additional Support

Public Education

Suspension Rate



Public Education

Graduation Rates



Public Education

Growth Measure



Licensure Language

Professions

Temporary license for 1 year No hassles

Accounting, Cosmetology, Engineering, Psychology, Teaching



Support of Military Families – 2021

Joint Base Charleston, South Carolina

Education and Licensure Assessment Narrative

Public Education:

(This assessment is a comparative analysis using colors to graphically display results for all criteria and categories. The colors are assigned using percentiles, divided into thirds, to provide information about a location's relative position compared to all other Department of the Air Force installations assessed)

- JB Charleston received an overall yellow rating for public education as it fell within the middle 33 percent of all Air Force installations assessed
- The areas with the lowest relative ranking which may require additional state/community support include suspension, graduation, and student learning rates
- Change from 2019:** JB Charleston's overall education rating did not shift from 2019, however the student to nurse ratio shifted from green to yellow

Licensure Portability:

- The State of South Carolina received an overall yellow rating for licensure portability indicating the State statutes (primarily S455) contain barriers to licensure and certification portability for military spouses. This assessment was awarded for joining an interstate compact for Nursing. The State also provides temporary licensure to military spouses with no supervisory requirements for the Law profession
- Although South Carolina has enacted legislation to join the Physical Therapy Compact, as of the time of this assessment, the compact benefits are not yet being provided to military spouses as additional requirements need to be met in order for South Carolina to fully receive all of the compact privileges
- Barriers remain for Accounting, Cosmetology, Engineering, EMS, Psychology, Teaching, and Other Occupations which all include "substantially equivalent" requirements. This allows acceptance of another state's license if the requirements for obtaining the license are sufficiently similar to their own State's requirements and precludes acceptance if the requirements are not similar
- If you have additional information or recently made changes to your State's licensure statutes, you can send the updated information to SAF.MRR.Workflow@us.af.mil for consideration and potential changes to the assessment
- Change from 2019:** Passing of legislation (S455) requiring substantially equivalent ("greater than or substantially similar") experience to receive licensing downgraded the assessment from green to yellow

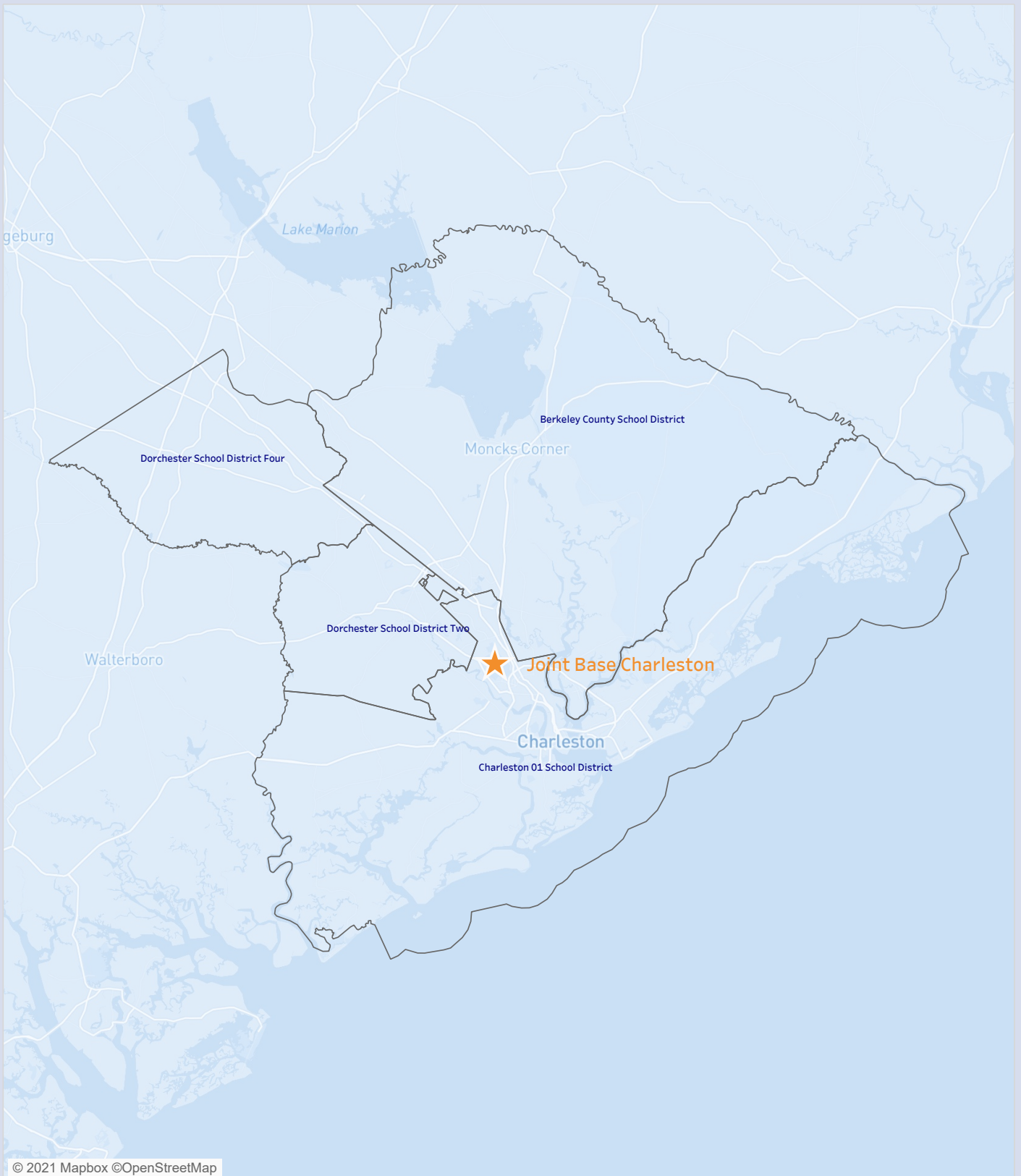
Additional notes:

- The education assessment cross references zip codes within the Military Housing Area (MHA) with zip codes of schools in the surrounding districts. Those school districts with zip codes that fall within the MHA of an installation are included in the analysis. In some locations, school district composition may have changed slightly due to the use of updated District IDs obtained from the Department of Education
- Graduation rates reflect a 4-year graduation, which was determined to be the expectation of Airmen, Guardians, and their families due to frequency of relocation
- The licensure assessment uses a checklist of licensure rules that states should have, and that they should avoid. For example, having a compact or temporary licensing rule and NOT having supervisory requirements are checklist items that lead to green. The Department of the Air Force reviewed state policies and programs intended to eliminate barriers to license portability for military spouses that were in effect as of 31 May 2021

For additional information on Education and Licensure assessment criteria, methodology and data sources, please see the Support of Military Families Background Information provided at www.af.mil under the Support to Families banner. All questions and feedback should be directed to SAF.MRR.Workflow@us.af.mil.

Joint Base Charleston, South Carolina


School Districts Map



Support of Military Families – 2021


McEntire Joint National Guard Base, South Carolina

Public Education *

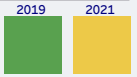


Key: ■ ≤ 33.3% < ■ < 66.7% ≤ ■ (Percentile)

Comparison of all 157 Air Force Installations

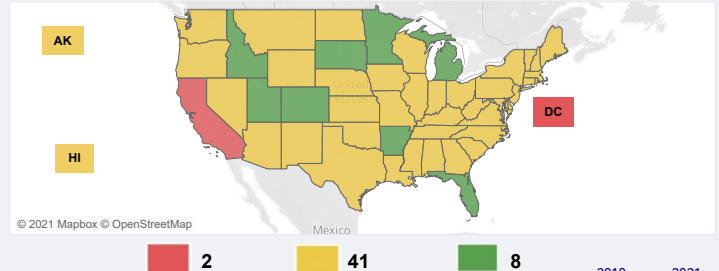


Licensure Portability

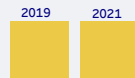


Key: ■ ≤ 1.50 < ■ < 4.00 ≤ ■ (Measure)

Licensure Portability in 50 States and DC



Academic Performance Criteria



Graduation Rate



Student Learning Rate



School Climate Criteria



Chronic Absenteeism Rate



Suspension Rate



Service Offering Criteria



Pre-Kindergarten Availability



Student to Counselor Ratio



Student to Mental Health Support Ratio



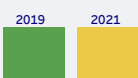
Student to Nurse Ratio



Student to Teacher Ratio



Accounting



Cosmetology



EMS



Engineering



Law



Nursing



Physical Therapy



Psychology



Teaching



Other Professions



Data Source	Most Recent Survey Time Period Utilized	Date Last Updated
State Laws, State Executive Orders, State Bar and Supreme Court Rules (Licensure)	Through May 2021	May 31, 2021

Data Source	Most Recent Survey Time Period Utilized	Date Last Updated
Department of Education - Civil Rights Data Collection District and School Data	SY 2017-2018	October 2020
Department of Education - EDFacts Graduation Rates (District Level and School Level)	SY 2018-2019	November 2020
Department of Education - National Center for Education Statistics Common Core of Data Public Elementary / Secondary School Universe Survey Data	SY 2019-2020	March 2021
Department of Education - National Center for Education Statistics Common Core of Data (School Search)	SY 2018-19 School Details and Enrollment Characteristics	April 2020
	SY 2019-20 School Directory Information	July 2020
Center for Education Policy Analysis: Stanford Education Data Archive (SEDA)	SY 2008-2009 through SY2017-2018	February 2021

* Public Education is compiled using 60% Academic Performance, 20% School Climate, and 20% Service Offering.

Areas Requiring Additional Support

Public Education

Suspension Rate



Public Education

Graduation Rates



Public Education

Growth Measure



Licensure Language

Professions

Temporary license for 1 year No hassles

Accounting, Cosmetology, Engineering, Psychology, Teaching



Support of Military Families – 2021

McEntire Joint National Guard Base, South Carolina

Education and Licensure Assessment Narrative

Public Education:

(This assessment is a comparative analysis using colors to graphically display results for all criteria and categories. The colors are assigned using percentiles, divided into thirds, to provide information about a location's relative position compared to all other Department of the Air Force installations assessed)

- McEntire JNGB received an overall yellow rating for public education as it fell within the middle 33 percent of all Air Force installations assessed
- The areas with the lowest relative ranking which may require additional state/community support include suspension, graduation, and student learning rates
- Change from 2019:** McEntire's overall education rating did not shift from 2019, however, chronic absenteeism improved from yellow to green

Licensure Portability:

- The State of South Carolina received an overall yellow rating for licensure portability indicating the State statutes (primarily S455) contain barriers to licensure and certification portability for military spouses. This assessment was awarded for joining an interstate compact for Nursing. The State also provides temporary licensure to military spouses with no supervisory requirements for the Law profession
- Although South Carolina has enacted legislation to join the Physical Therapy Compact, as of the time of this assessment, the compact benefits are not yet being provided to military spouses as additional requirements need to be met in order for South Carolina to fully receive all of the compact privileges
- Barriers remain for Accounting, Cosmetology, Engineering, EMS, Psychology, Teaching, and Other Occupations which all include "substantially equivalent" requirements. This allows acceptance of another state's license if the requirements for obtaining the license are sufficiently similar to their own State's requirements and precludes acceptance if the requirements are not similar
- If you have additional information or recently made changes to your State's licensure statutes, you can send the updated information to SAF.MRR.Workflow@us.af.mil for consideration and potential changes to the assessment
- Change from 2019:** Passing of legislation (S455) requiring substantially equivalent ("greater than or substantially similar") experience to receive licensing downgraded the assessment from green to yellow

Additional notes:

- The education assessment cross references zip codes within the Military Housing Area (MHA) with zip codes of schools in the surrounding districts. Those school districts with zip codes that fall within the MHA of an installation are included in the analysis. In some locations, school district composition may have changed slightly due to the use of updated District IDs obtained from the Department of Education
- Graduation rates reflect a 4-year graduation, which was determined to be the expectation of Airmen, Guardians, and their families due to frequency of relocation
- The licensure assessment uses a checklist of licensure rules that states should have, and that they should avoid. For example, having a compact or temporary licensing rule and NOT having supervisory requirements are checklist items that lead to green. The Department of the Air Force reviewed state policies and programs intended to eliminate barriers to license portability for military spouses that were in effect as of 31 May 2021

For additional information on Education and Licensure assessment criteria, methodology and data sources, please see the Support of Military Families Background Information provided at www.af.mil under the Support to Families banner. All questions and feedback should be directed to SAF.MRR.Workflow@us.af.mil.

McEntire Joint National Guard Base, South Carolina

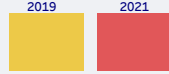
School Districts Map



Support of Military Families – 2021

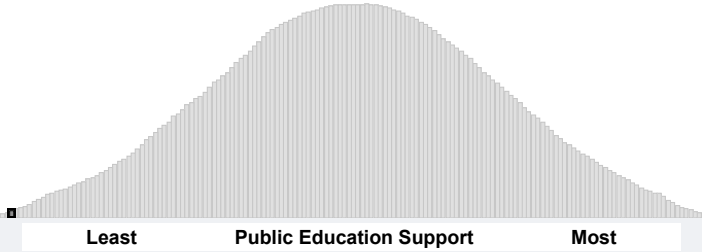
Shaw Air Force Base, South Carolina

Public Education *

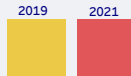


Key: ■ ≤ 33.3% < ■ < 66.7% ≤ ■ (Percentile)

Comparison of all 157 Air Force Installations



Academic Performance Criteria



Graduation Rate



Student Learning Rate



School Climate Criteria

Chronic Absenteeism Rate



Suspension Rate



Service Offering Criteria

Pre-Kindergarten Availability



Student to Counselor Ratio



Student to Mental Health Support Ratio



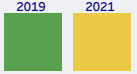
Student to Nurse Ratio



Student to Teacher Ratio

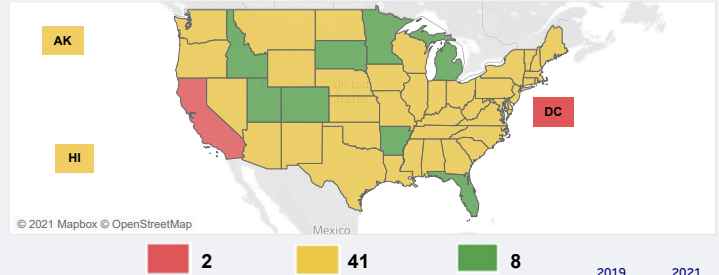


Licensure Portability

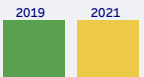


Key: ■ ≤ 1.50 < ■ < 4.00 ≤ ■ (Measure)

Licensure Portability in 50 States and DC



Accounting



Cosmetology



EMS



Engineering



Law



Nursing



Physical Therapy



Psychology



Teaching



Other Professions



Data Source	Most Recent Survey Time Period Utilized	Date Last Updated
State Laws, State Executive Orders, State Bar and Supreme Court Rules (Licensure)	Through May 2021	May 31, 2021

Data Source	Most Recent Survey Time Period Utilized	Date Last Updated
Department of Education - Civil Rights Data Collection District and School Data	SY 2017-2018	October 2020
Department of Education - EDFacts Graduation Rates (District Level and School Level)	SY 2018-2019	November 2020
Department of Education - National Center for Education Statistics Common Core of Data Public Elementary / Secondary School Universe Survey Data	SY 2019-2020	March 2021
Department of Education - National Center for Education Statistics Common Core of Data (School Search)	SY 2018-19 School Details and Enrollment Characteristics	April 2020
	SY 2019-20 School Directory Information	July 2020
Center for Education Policy Analysis: Stanford Education Data Archive (SEDA)	SY 2008-2009 through SY2017-2018	February 2021

* Public Education is compiled using 60% Academic Performance, 20% School Climate, and 20% Service Offering.

Areas Requiring Additional Support

Public Education

Suspension Rate



Public Education

Growth Measure



Public Education

Student to Teacher



Licensure Language

Professions

Temporary license for 1 year No hassles

Accounting, Cosmetology, Engineering, Psychology, Teaching



Support of Military Families – 2021

Shaw Air Force Base, South Carolina

Education and Licensure Assessment Narrative

Public Education:

(This assessment is a comparative analysis using colors to graphically display results for all criteria and categories. The colors are assigned using percentiles, divided into thirds, to provide information about a location's relative position compared to all other Department of the Air Force installations assessed)

- Shaw AFB received an overall red rating for public education as it fell within the bottom 33 percent of all Air Force installations assessed
- The areas with the lowest relative ranking which may require additional state/community support include suspension and student learning rates, and student to teacher ratio
- Change from 2019:** Shaw's overall education rating shifted from yellow to red as did overall academic performance due to graduation and student learning rates shifting from yellow to red. Additionally, pre-kindergarten availability, student to counselor and student to nurse ratios shifted from green to yellow, while student to teacher ratio shifted from yellow to red

Licensure Portability:

- The State of South Carolina received an overall yellow rating for licensure portability indicating the State statutes (primarily S455) contain barriers to licensure and certification portability for military spouses. This assessment was awarded for joining an interstate compact for Nursing. The State also provides temporary licensure to military spouses with no supervisory requirements for the Law profession
- Although South Carolina has enacted legislation to join the Physical Therapy Compact, as of the time of this assessment, the compact benefits are not yet being provided to military spouses as additional requirements need to be met in order for South Carolina to fully receive all of the compact privileges
- Barriers remain for Accounting, Cosmetology, Engineering, EMS, Psychology, Teaching, and Other Occupations which all include "substantially equivalent" requirements. This allows acceptance of another state's license if the requirements for obtaining the license are sufficiently similar to their own State's requirements and precludes acceptance if the requirements are not similar
- If you have additional information or recently made changes to your State's licensure statutes, you can send the updated information to SAF.MRR.Workflow@us.af.mil for consideration and potential changes to the assessment
- Change from 2019:** Passing of legislation (S455) requiring substantially equivalent ("greater than or substantially similar") experience to receive licensing downgraded the assessment from green to yellow

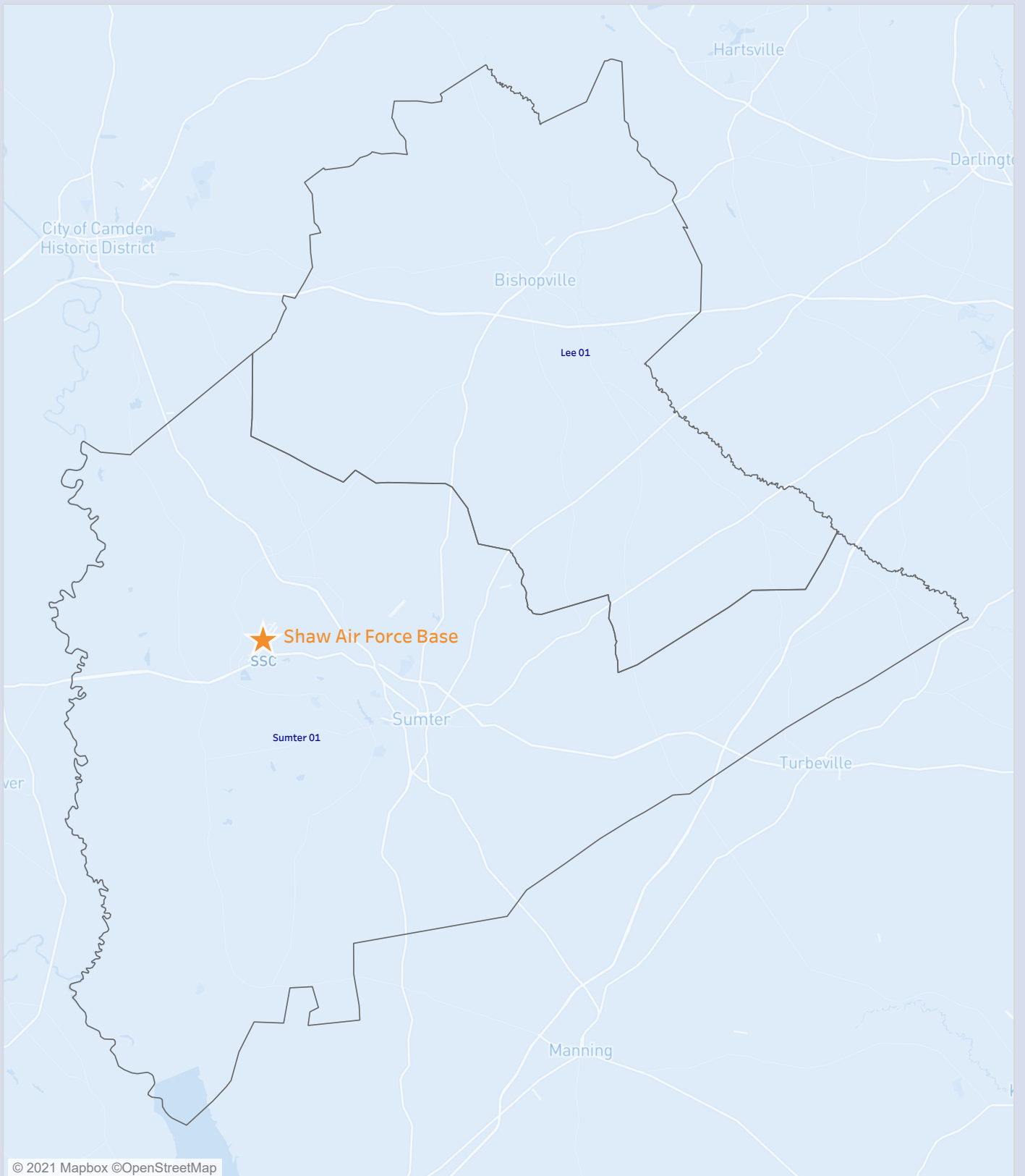
Additional notes:

- The education assessment cross references zip codes within the Military Housing Area (MHA) with zip codes of schools in the surrounding districts. Those school districts with zip codes that fall within the MHA of an installation are included in the analysis. In some locations, school district composition may have changed slightly due to the use of updated District IDs obtained from the Department of Education
- Graduation rates reflect a 4-year graduation, which was determined to be the expectation of Airmen, Guardians, and their families due to frequency of relocation
- The licensure assessment uses a checklist of licensure rules that states should have, and that they should avoid. For example, having a compact or temporary licensing rule and NOT having supervisory requirements are checklist items that lead to green. The Department of the Air Force reviewed state policies and programs intended to eliminate barriers to license portability for military spouses that were in effect as of 31 May 2021

For additional information on Education and Licensure assessment criteria, methodology and data sources, please see the Support of Military Families Background Information provided at www.af.mil under the Support to Families banner. All questions and feedback should be directed to SAF.MRR.Workflow@us.af.mil.

Shaw Air Force Base, South Carolina


School Districts Map



Support of Military Families – 2021

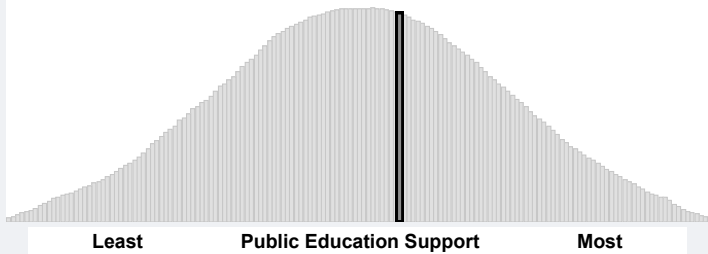
Ellsworth Air Force Base, South Dakota

Public Education *




Key: ■ ≤ 33.3% < ■ < 66.7% ≤ ■ (Percentile)

Comparison of all 157 Air Force Installations

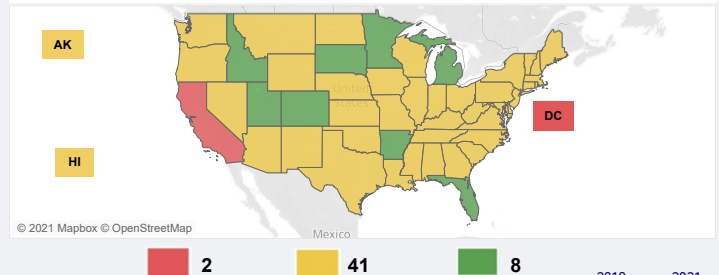


Licensure Portability

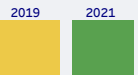


Key: ■ ≤ 1.50 < ■ < 4.00 ≤ ■ (Measure)

Licensure Portability in 50 States and DC



Accounting



Cosmetology



EMS



Engineering



Law



Nursing



Physical Therapy



Psychology



Teaching

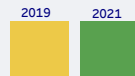


Other Professions




Data Source	Most Recent Survey Time Period Utilized	Date Last Updated
State Laws, State Executive Orders, State Bar and Supreme Court Rules (Licensure)	Through May 2021	May 31, 2021

Academic Performance Criteria



Graduation Rate



Student Learning Rate



School Climate Criteria



Chronic Absenteeism Rate




Suspension Rate



Service Offering Criteria



Pre-Kindergarten Availability



Student to Counselor Ratio



Student to Mental Health Support Ratio



Student to Nurse Ratio



Student to Teacher Ratio



Data Source	Most Recent Survey Time Period Utilized	Date Last Updated
Department of Education - Civil Rights Data Collection District and School Data	SY 2017-2018	October 2020
Department of Education - ED Facts Graduation Rates (District Level and School Level)	SY 2018-2019	November 2020
Department of Education - National Center for Education Statistics Common Core of Data Public Elementary / Secondary School Universe Survey Data	SY 2019-2020	March 2021
Department of Education - National Center for Education Statistics Common Core of Data (School Search)	SY 2018-19 School Details and Enrollment Characteristics	April 2020
	SY 2019-20 School Directory Information	July 2020
Center for Education Policy Analysis: Stanford Education Data Archive (SEDA)	SY 2008-2009 through SY2017-2018	February 2021

* Public Education is compiled using 60% Academic Performance, 20% School Climate, and 20% Service Offering.

Areas Requiring Additional Support

Public Education

PreK ■

Public Education

Graduation Rates ■

Public Education

Chronic Absenteeism ■

Support of Military Families – 2021

Ellsworth Air Force Base, South Dakota

Education and Licensure Assessment Narrative

Public Education:

(This assessment is a comparative analysis using colors to graphically display results for all criteria and categories. The colors are assigned using percentiles, divided into thirds, to provide information about a location's relative position compared to all other Department of the Air Force installations assessed)

- Ellsworth AFB received an overall yellow rating for public education as it fell within the middle 33 percent of all Air Force installations assessed
- The areas with the lowest relative ranking which may require additional state/community support include pre-kindergarten availability, and graduation and chronic absenteeism rates
- Change from 2019:** Ellsworth's overall education rating did not shift from 2019, however, overall academic performance improved from yellow to green. Additionally, overall service offering shifted from yellow to red due to the student to nurse and student to teacher ratios shifting from green to yellow. Finally, suspension rate shifted from yellow to red

Licensure Portability:

- The State of South Dakota received an overall green rating for licensure portability indicating the State statutes (primarily SDCL § 36-1B-1) are effective in removing barriers to licensure and certification portability. Military spouses can easily transfer professional licenses and certificates from other states and sustain their careers. This assessment was awarded for language for all occupations that "State agencies shall issue licenses within 30 days to licensed military spouses" and joining interstate compacts for Nursing and Physical Therapy. Providing permanent licensure with no supervisory requirements for the Law profession removed barriers for military spouses as did not excluding any other occupations from licensure portability
- Barriers remain for Accounting, Cosmetology, Engineering, and Teaching which include a "substantial equivalency" requirements
- If you have additional information or recently made changes to your State's licensure statutes, you can send the updated information to SAF.MRR.Workflow@us.af.mil for consideration and potential changes to the assessment
- Change from 2019:** Enacted legislation including the language that "State agencies shall issue licenses within 30 days to licensed military spouses" removed barriers for military spouses and transition the State's assessment from yellow to green

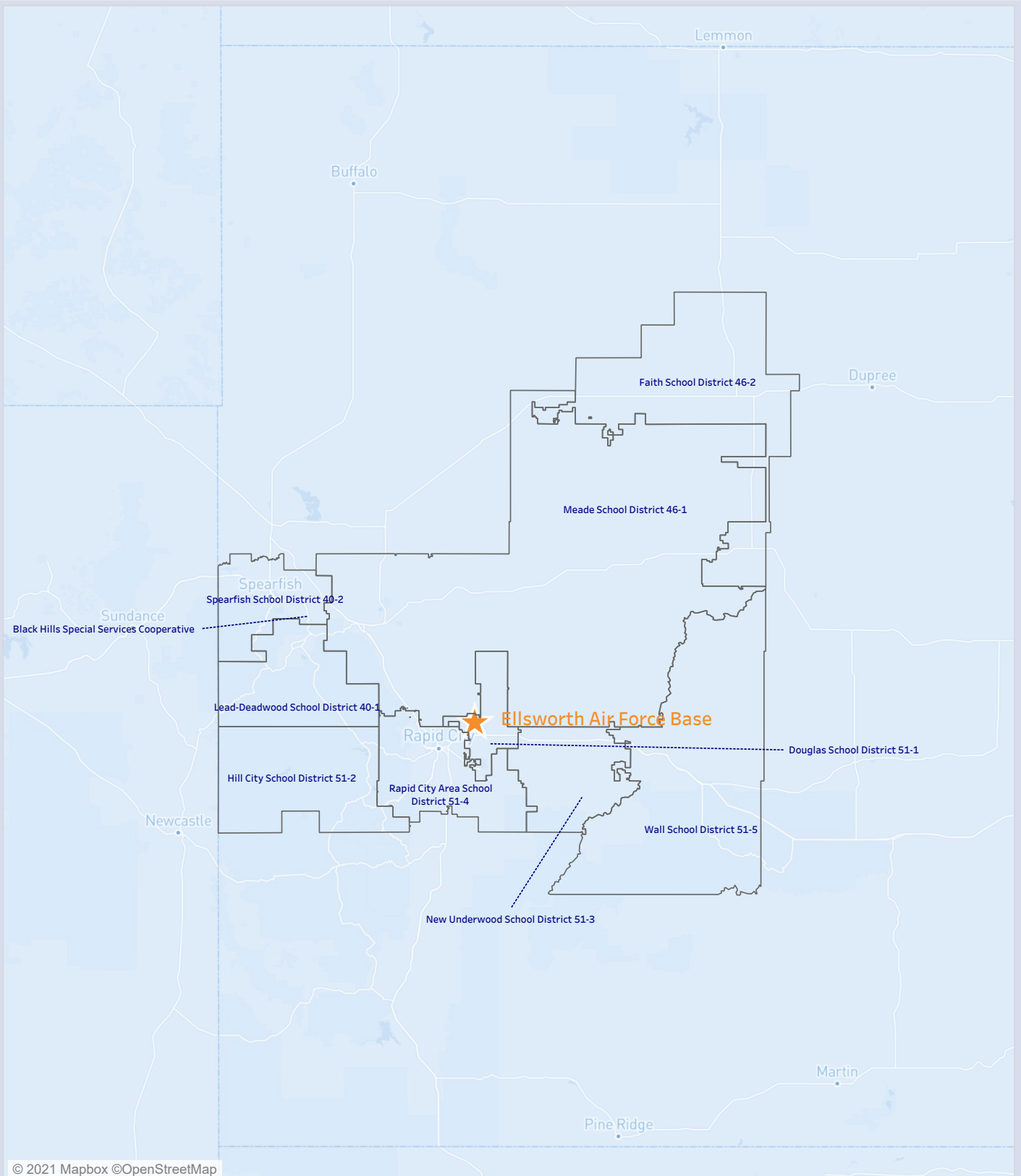
Additional notes:

- The education assessment cross references zip codes within the Military Housing Area (MHA) with zip codes of schools in the surrounding districts. Those school districts with zip codes that fall within the MHA of an installation are included in the analysis. In some locations, school district composition may have changed slightly due to the use of updated District IDs obtained from the Department of Education
- Graduation rates reflect a 4-year graduation, which was determined to be the expectation of Airmen, Guardians, and their families due to frequency of relocation
- The licensure assessment uses a checklist of licensure rules that states should have, and that they should avoid. For example, having a compact or temporary licensing rule and NOT having supervisory requirements are checklist items that lead to green. The Department of the Air Force reviewed state policies and programs intended to eliminate barriers to license portability for military spouses that were in effect as of 31 May 2021

For additional information on Education and Licensure assessment criteria, methodology and data sources, please see the Support of Military Families Background Information provided at www.af.mil under the Support to Families banner. All questions and feedback should be directed to SAF.MRR.Workflow@us.af.mil.

Ellsworth Air Force Base, South Dakota

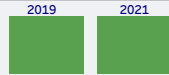
School Districts Map



Support of Military Families – 2021

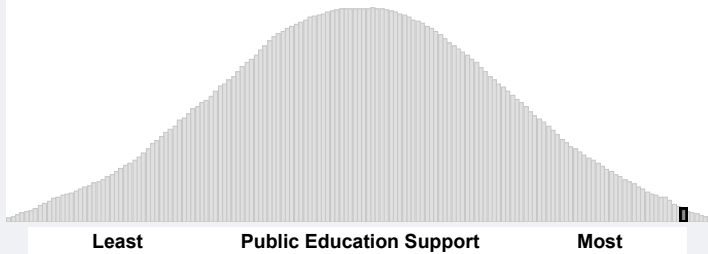
Joe Foss Field Air National Guard Station, South Dakota

Public Education *

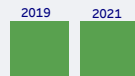


Key: ■ ≤ 33.3% < ■ < 66.7% ≤ ■ (Percentile)

Comparison of all 157 Air Force Installations



Academic Performance Criteria



Graduation Rate



Student Learning Rate



School Climate Criteria



Chronic Absenteeism Rate



Suspension Rate



Service Offering Criteria



Pre-Kindergarten Availability



Student to Counselor Ratio



Student to Mental Health Support Ratio



Student to Nurse Ratio



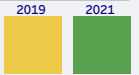
Student to Teacher Ratio



Data Source	Most Recent Survey Time Period Utilized	Date Last Updated
Department of Education - Civil Rights Data Collection District and School Data	SY 2017-2018	October 2020
Department of Education - EDFacts Graduation Rates (District Level and School Level)	SY 2018-2019	November 2020
Department of Education - National Center for Education Statistics Common Core of Data Public Elementary / Secondary School Universe Survey Data	SY 2019-2020	March 2021
Department of Education - National Center for Education Statistics Common Core of Data (School Search)	SY 2018-19 School Details and Enrollment Characteristics	April 2020
	SY 2019-20 School Directory Information	July 2020
Center for Education Policy Analysis: Stanford Education Data Archive (SEDA)	SY 2008-2009 through SY2017-2018	February 2021

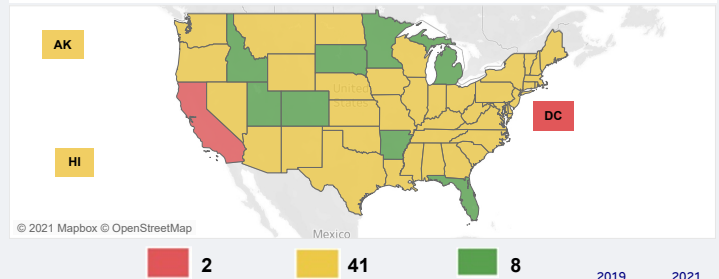
* Public Education is compiled using 60% Academic Performance, 20% School Climate, and 20% Service Offering.

Licensure Portability

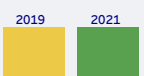


Key: ■ ≤ 1.50 < ■ < 4.00 ≤ ■ (Measure)

Licensure Portability in 50 States and DC



Accounting



Cosmetology



EMS



Engineering



Law



Nursing



Physical Therapy



Psychology



Teaching



Other Professions



Data Source	Most Recent Survey Time Period Utilized	Date Last Updated
State Laws, State Executive Orders, State Bar and Supreme Court Rules (Licensure)	Through May 2021	May 31, 2021

Areas Requiring Additional Support

Public Education

PreK



Public Education

Mental Health Support



Public Education

Student to Nurse



Licensure Language

Professions

No Improvement Necessary Relative to Other Bases

NA



Support of Military Families – 2021

Joe Foss Field Air National Guard Station, South Dakota

Education and Licensure Assessment Narrative

Public Education:

(This assessment is a comparative analysis using colors to graphically display results for all criteria and categories. The colors are assigned using percentiles, divided into thirds, to provide information about a location's relative position compared to all other Department of the Air Force installations assessed)

- Joe Foss Field ANGS received an overall green rating for public education as it fell within the top 33 percent of all Air Force installations assessed with strong overall academic performance and school climate as the driving factors
- The areas with the lowest relative ranking which may require additional state/community support include pre-kindergarten availability, and student to mental health support and student to nurse ratios
- **Change from 2019:** Joe Foss Field ANGS' overall education rating did not shift from 2019, however, overall school climate improved from yellow to green as chronic absenteeism and suspension rates both improved from yellow to green. Additionally, graduation rate improved from red to yellow, while the student to mental health ratio shifted from yellow to red

Licensure Portability:

- The State of South Dakota received an overall green rating for licensure portability indicating the State statutes (primarily SDCL § 36-1B-1) are effective in removing barriers to licensure and certification portability. Military spouses can easily transfer professional licenses and certificates from other states and sustain their careers. This assessment was awarded for language for all occupations that "State agencies shall issue licenses within 30 days to licensed military spouses" and joining interstate compacts for Nursing and Physical Therapy. Providing permanent licensure with no supervisory requirements for the Law profession removed barriers for military spouses as did not excluding any other occupations from licensure portability
- Barriers remain for Accounting, Cosmetology, Engineering, and Teaching which include a "substantial equivalency" requirements
- If you have additional information or recently made changes to your State's licensure statutes, you can send the updated information to SAF.MRR.Workflow@us.af.mil for consideration and potential changes to the assessment
- **Change from 2019:** Enacted legislation including the language that "State agencies shall issue licenses within 30 days to licensed military spouses" removed barriers for military spouses and transition the State's assessment from yellow to green

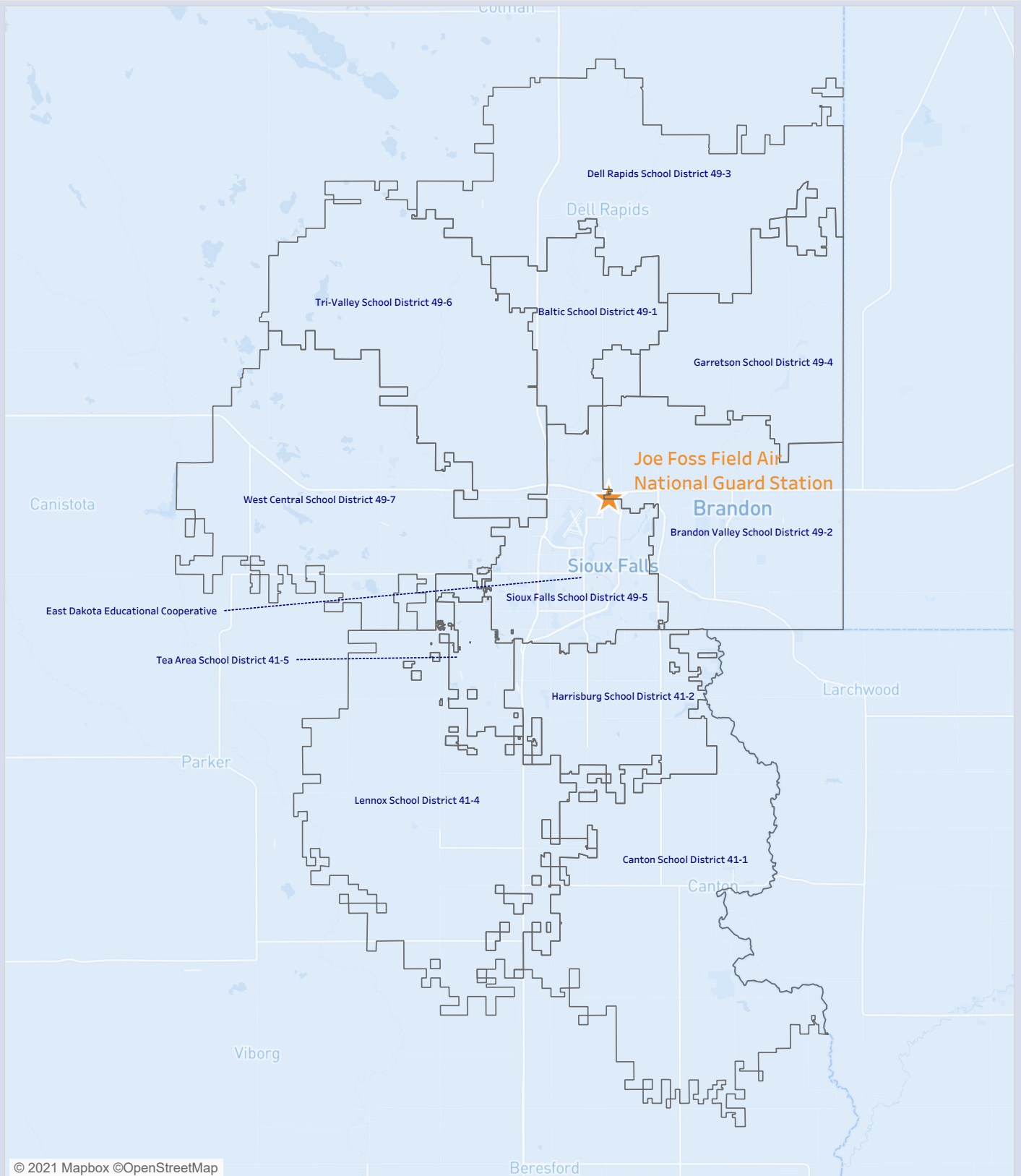
Additional notes:

- The education assessment cross references zip codes within the Military Housing Area (MHA) with zip codes of schools in the surrounding districts. Those school districts with zip codes that fall within the MHA of an installation are included in the analysis. In some locations, school district composition may have changed slightly due to the use of updated District IDs obtained from the Department of Education
- Graduation rates reflect a 4-year graduation, which was determined to be the expectation of Airmen, Guardians, and their families due to frequency of relocation
- The licensure assessment uses a checklist of licensure rules that states should have, and that they should avoid. For example, having a compact or temporary licensing rule and NOT having supervisory requirements are checklist items that lead to green. The Department of the Air Force reviewed state policies and programs intended to eliminate barriers to license portability for military spouses that were in effect as of 31 May 2021

For additional information on Education and Licensure assessment criteria, methodology and data sources, please see the Support of Military Families Background Information provided at www.af.mil under the Support to Families banner. All questions and feedback should be directed to SAF.MRR.Workflow@us.af.mil.

Joe Foss Field Air National Guard Station, South Dakota


School Districts Map



Support of Military Families – 2021

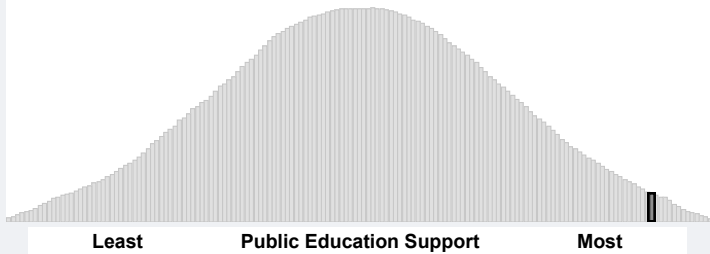
Arnold Air Force Base, Tennessee

Public Education *

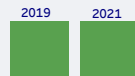


Key: ■ ≤ 33.3% < ■ < 66.7% ≤ ■ (Percentile)

Comparison of all 157 Air Force Installations



Academic Performance Criteria



Graduation Rate



Student Learning Rate



School Climate Criteria



Chronic Absenteeism Rate



Suspension Rate



Service Offering Criteria



Pre-Kindergarten Availability



Student to Counselor Ratio



Student to Mental Health Support Ratio




Student to Nurse Ratio



Student to Teacher Ratio

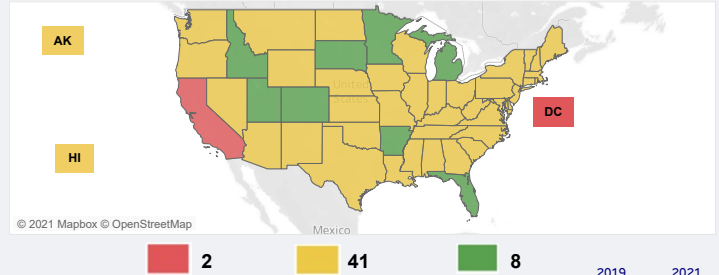


Licensure Portability




Key: ■ ≤ 1.50 < ■ < 4.00 ≤ ■ (Measure)

Licensure Portability in 50 States and DC



Accounting



Cosmetology



EMS



Engineering



Law



Nursing



Physical Therapy



Psychology



Teaching



Other Professions



Data Source	Most Recent Survey Time Period Utilized	Date Last Updated
State Laws, State Executive Orders, State Bar and Supreme Court Rules (Licensure)	Through May 2021	May 31, 2021

Data Source	Most Recent Survey Time Period Utilized	Date Last Updated
Department of Education - Civil Rights Data Collection District and School Data	SY 2017-2018	October 2020
Department of Education - EDFacts Graduation Rates (District Level and School Level)	SY 2018-2019	November 2020
Department of Education - National Center for Education Statistics Common Core of Data Public Elementary / Secondary School Universe Survey Data	SY 2019-2020	March 2021
Department of Education - National Center for Education Statistics Common Core of Data (School Search)	SY 2018-19 School Details and Enrollment Characteristics SY 2019-20 School Directory Information	April 2020 July 2020
Center for Education Policy Analysis: Stanford Education Data Archive (SEDA)	SY 2008-2009 through SY2017-2018	February 2021

* Public Education is compiled using 60% Academic Performance, 20% School Climate, and 20% Service Offering.

Areas Requiring Additional Support

Public Education

Student to Counselor



Public Education

Mental Health Support



Public Education

PreK



Licensure Language

Professions

Statute excludes several other occupations

Other Professions



Support of Military Families – 2021

Arnold Air Force Base, Tennessee

Education and Licensure Assessment Narrative

Public Education:

(This assessment is a comparative analysis using colors to graphically display results for all criteria and categories. The colors are assigned using percentiles, divided into thirds, to provide information about a location's relative position compared to all other Department of the Air Force installations assessed)

- Arnold AFB received an overall green rating for public education as it fell within the top 33 percent of all Air Force installations assessed with strong overall academic performance as the driving factor
- The areas with the lowest relative ranking which may require additional state/community support include student to counselor and student to mental health support ratios, and pre-kindergarten availability
- Change from 2019:** Arnold's overall education rating did not shift from 2019, however, overall school climate improved from red to yellow due to an improved suspension rate. Additionally, the student to counselor ratio improved from red to yellow

Licensure Portability:

The State of Tennessee received an overall yellow rating for licensure portability indicating the State statutes (primarily SB 384) contain barriers to licensure and certification portability for military spouses. This assessment was awarded for joining interstate compacts for Nursing, Physical Therapy and Psychology occupations, and temporary licensure to military spouses with no supervisory requirements for the Law profession

- Barriers still exist for Accounting, Cosmetology, Engineering, EMS (though a REPLICAS EMS compact exists), and Teaching which all include "substantial equivalency" requirements. This allows acceptance of another state's license if the requirements for obtaining the license are sufficiently similar to their own State's requirements and precludes acceptance if the requirements are not similar. Other Occupations also have barriers as current statute does not exclude any other occupations from licensure portability burdens
- If you have additional information or recently made changes to your State's licensure statutes, you can send the updated information to SAF.MRR.Workflow@us.af.mil for consideration and potential changes to the assessment
- Change from 2019:** Despite creating an expedited issuance process for military spouses and joining the Psychology Interjurisdictional Compact, there were no changes to the State's statute and no change from the 2019 assessment

Additional notes:

- The education assessment cross references zip codes within the Military Housing Area (MHA) with zip codes of schools in the surrounding districts. Those school districts with zip codes that fall within the MHA of an installation are included in the analysis. In some locations, school district composition may have changed slightly due to the use of updated District IDs obtained from the Department of Education
- Graduation rates reflect a 4-year graduation, which was determined to be the expectation of Airmen, Guardians, and their families due to frequency of relocation
- The licensure assessment uses a checklist of licensure rules that states should have, and that they should avoid. For example, having a compact or temporary licensing rule and NOT having supervisory requirements are checklist items that lead to green. The Department of the Air Force reviewed state policies and programs intended to eliminate barriers to license portability for military spouses that were in effect as of 31 May 2021

For additional information on Education and Licensure assessment criteria, methodology and data sources, please see the Support of Military Families Background Information provided at www.af.mil under the Support to Families banner. All questions and feedback should be directed to SAF.MRR.Workflow@us.af.mil .

Arnold Air Force Base, Tennessee

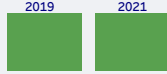
School Districts Map



Support of Military Families – 2021

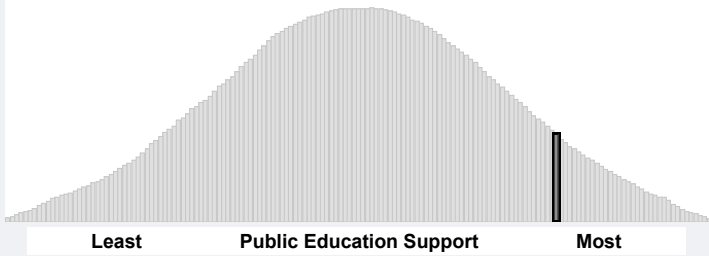
Berry Field Air National Guard Base, Tennessee

Public Education *

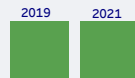


Key: ■ ≤ 33.3% < ■ < 66.7% ≤ ■ (Percentile)

Comparison of all 157 Air Force Installations



Academic Performance Criteria



Graduation Rate



Student Learning Rate



School Climate Criteria



Chronic Absenteeism Rate



Suspension Rate



Service Offering Criteria



Pre-Kindergarten Availability



Student to Counselor Ratio



Student to Mental Health Support Ratio




Student to Nurse Ratio



Student to Teacher Ratio

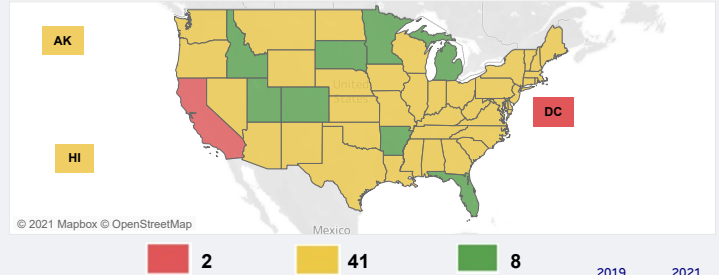


Licensure Portability

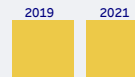


Key: ■ ≤ 1.50 < ■ < 4.00 ≤ ■ (Measure)

Licensure Portability in 50 States and DC



Accounting



Cosmetology



EMS



Engineering



Law



Nursing



Physical Therapy




Psychology



Teaching



Other Professions



Data Source	Most Recent Survey Time Period Utilized	Date Last Updated
State Laws, State Executive Orders, State Bar and Supreme Court Rules (Licensure)	Through May 2021	May 31, 2021

Areas Requiring Additional Support

Public Education

PreK



Public Education

Suspension Rate



Public Education

Mental Health Support



Licensure Language

Professions

Statute excludes several other occupations

Other Professions



Data Source	Most Recent Survey Time Period Utilized	Date Last Updated
Department of Education - Civil Rights Data Collection District and School Data	SY 2017-2018	October 2020
Department of Education - EDFacts Graduation Rates (District Level and School Level)	SY 2018-2019	November 2020
Department of Education - National Center for Education Statistics Common Core of Data Public Elementary / Secondary School Universe Survey Data	SY 2019-2020	March 2021
Department of Education - National Center for Education Statistics Common Core of Data (School Search)	SY 2018-19 School Details and Enrollment Characteristics	April 2020
	SY 2019-20 School Directory Information	July 2020
Center for Education Policy Analysis: Stanford Education Data Archive (SEDA)	SY 2008-2009 through SY2017-2018	February 2021

* Public Education is compiled using 60% Academic Performance, 20% School Climate, and 20% Service Offering.

Support of Military Families – 2021

Berry Field Air National Guard Base, Tennessee

Education and Licensure Assessment Narrative

Public Education:

(This assessment is a comparative analysis using colors to graphically display results for all criteria and categories. The colors are assigned using percentiles, divided into thirds, to provide information about a location's relative position compared to all other Department of the Air Force installations assessed)

- Berry Field ANGB received an overall green rating for public education as it fell within the top 33 percent of all Air Force installations assessed with strong overall academic performance as the driving factor
- The areas with the lowest relative ranking which may require additional state/community support include pre-kindergarten availability, suspension rate, and student to mental health support ratio
- Change from 2019:** Berry Field's overall education rating did not shift from 2019, however, the student to mental health support and student to nurse ratios improved from red to yellow. Additionally, the student to counselor and student to teacher ratios shifted from green to yellow. Finally, pre-kindergarten availability shifted from yellow to red

Licensure Portability:

The State of Tennessee received an overall yellow rating for licensure portability indicating the State statutes (primarily SB 384) contain barriers to licensure and certification portability for military spouses. This assessment was awarded for joining interstate compacts for Nursing, Physical Therapy and Psychology occupations, and temporary licensure to military spouses with no supervisory requirements for the Law profession

- Barriers still exist for Accounting, Cosmetology, Engineering, EMS (though a REPLICAS EMS compact exists), and Teaching which all include "substantial equivalency" requirements. This allows acceptance of another state's license if the requirements for obtaining the license are sufficiently similar to their own State's requirements and precludes acceptance if the requirements are not similar. Other Occupations also have barriers as current statute does not exclude any other occupations from licensure portability burdens
- If you have additional information or recently made changes to your State's licensure statutes, you can send the updated information to SAF.MRR.Workflow@us.af.mil for consideration and potential changes to the assessment
- Change from 2019:** Despite creating an expedited issuance process for military spouses and joining the Psychology Interjurisdictional Compact, there were no changes to the State's statute and no change from the 2019 assessment

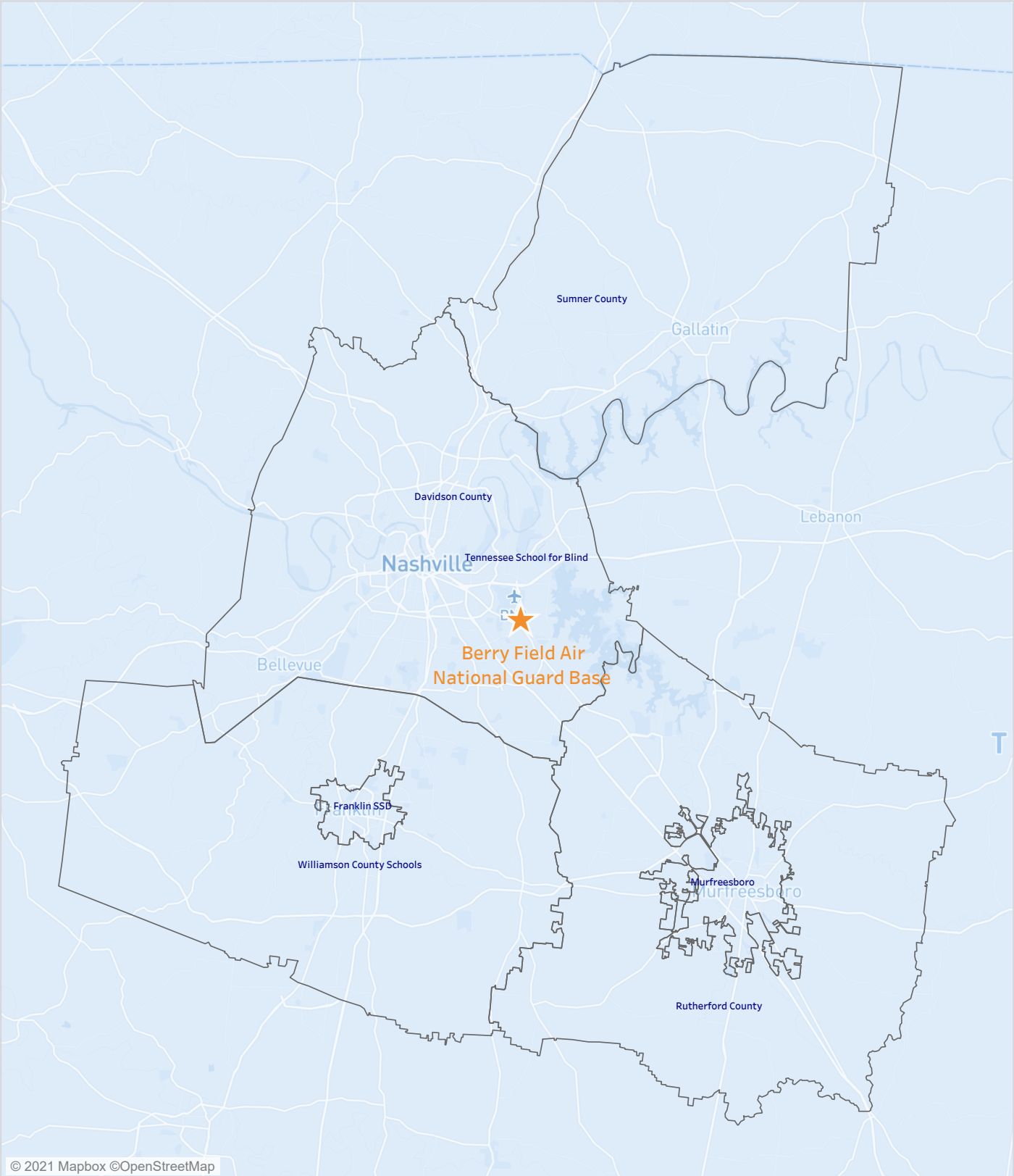
Additional notes:

- The education assessment cross references zip codes within the Military Housing Area (MHA) with zip codes of schools in the surrounding districts. Those school districts with zip codes that fall within the MHA of an installation are included in the analysis. In some locations, school district composition may have changed slightly due to the use of updated District IDs obtained from the Department of Education
- Graduation rates reflect a 4-year graduation, which was determined to be the expectation of Airmen, Guardians, and their families due to frequency of relocation
- The licensure assessment uses a checklist of licensure rules that states should have, and that they should avoid. For example, having a compact or temporary licensing rule and NOT having supervisory requirements are checklist items that lead to green. The Department of the Air Force reviewed state policies and programs intended to eliminate barriers to license portability for military spouses that were in effect as of 31 May 2021

For additional information on Education and Licensure assessment criteria, methodology and data sources, please see the Support of Military Families Background Information provided at www.af.mil under the Support to Families banner. All questions and feedback should be directed to SAF.MRR.Workflow@us.af.mil .

Berry Field Air National Guard Base, Tennessee

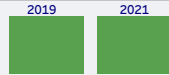
School Districts Map



Support of Military Families – 2021

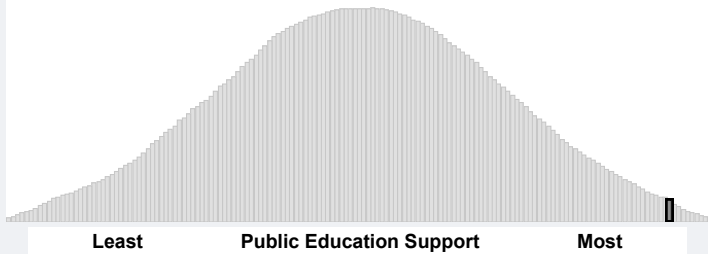
McGhee Tyson Air National Guard Base, Tennessee

Public Education *

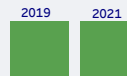


Key: ■ ≤ 33.3% < ■ < 66.7% ≤ ■ (Percentile)

Comparison of all 157 Air Force Installations



Academic Performance Criteria



Graduation Rate



Student Learning Rate



School Climate Criteria



Chronic Absenteeism Rate



Suspension Rate



Service Offering Criteria



Pre-Kindergarten Availability



Student to Counselor Ratio



Student to Mental Health Support Ratio



Student to Nurse Ratio




Student to Teacher Ratio



Data Source	Most Recent Survey Time Period Utilized	Date Last Updated
Department of Education - Civil Rights Data Collection District and School Data	SY 2017-2018	October 2020
Department of Education - ED Facts Graduation Rates (District Level and School Level)	SY 2018-2019	November 2020
Department of Education - National Center for Education Statistics Common Core of Data Public Elementary / Secondary School Universe Survey Data	SY 2019-2020	March 2021
Department of Education - National Center for Education Statistics Common Core of Data (School Search)	SY 2018-19 School Details and Enrollment Characteristics	April 2020
	SY 2019-20 School Directory Information	July 2020
Center for Education Policy Analysis: Stanford Education Data Archive (SEDA)	SY 2008-2009 through SY2017-2018	February 2021

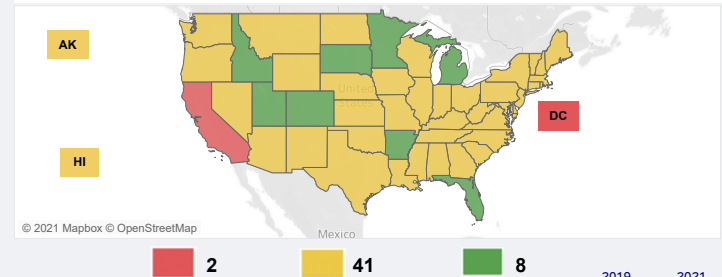
* Public Education is compiled using 60% Academic Performance, 20% School Climate, and 20% Service Offering.

Licensure Portability

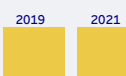


Key: ■ ≤ 1.50 < ■ < 4.00 ≤ ■ (Measure)

Licensure Portability in 50 States and DC



Accounting



Cosmetology



EMS



Engineering



Law



Nursing



Physical Therapy



Psychology



Teaching



Other Professions



Data Source	Most Recent Survey Time Period Utilized	Date Last Updated
State Laws, State Executive Orders, State Bar and Supreme Court Rules (Licensure)	Through May 2021	May 31, 2021

Areas Requiring Additional Support

Public Education

PreK



Public Education

Student to Counselor



Public Education

Chronic Absenteeism



Licensure Language

Professions

Statute excludes several other occupations

Other Professions



Support of Military Families – 2021

McGhee Tyson Air National Guard Base, Tennessee

Education and Licensure Assessment Narrative

Public Education:

(This assessment is a comparative analysis using colors to graphically display results for all criteria and categories. The colors are assigned using percentiles, divided into thirds, to provide information about a location's relative position compared to all other Department of the Air Force installations assessed)

- McGhee Tyson ANGB received an overall green rating for public education as it fell within the top 33 percent of all Air Force installations assessed with strong overall academic performance as the driving factor
- The areas with the lowest relative ranking which may require additional state/community support include pre-kindergarten availability, student to counselor ratio, and chronic absenteeism rate
- **Change from 2019:** McGhee Tyson's overall education rating did not shift from 2019, however, overall school climate improved from red to yellow as did suspension rate

Licensure Portability:

The State of Tennessee received an overall yellow rating for licensure portability indicating the State statutes (primarily SB 384) contain barriers to licensure and certification portability for military spouses. This assessment was awarded for joining interstate compacts for Nursing, Physical Therapy and Psychology occupations, and temporary licensure to military spouses with no supervisory requirements for the Law profession

- Barriers still exist for Accounting, Cosmetology, Engineering, EMS (though a REPLICAS EMS compact exists), and Teaching which all include "substantial equivalency" requirements. This allows acceptance of another state's license if the requirements for obtaining the license are sufficiently similar to their own State's requirements and precludes acceptance if the requirements are not similar. Other Occupations also have barriers as current statute does not exclude any other occupations from licensure portability burdens
- If you have additional information or recently made changes to your State's licensure statutes, you can send the updated information to SAF.MRR.Workflow@us.af.mil for consideration and potential changes to the assessment
- **Change from 2019:** Despite creating an expedited issuance process for military spouses and joining the Psychology Interjurisdictional Compact, there were no changes to the State's statute and no change from the 2019 assessment

Additional notes:

- The education assessment cross references zip codes within the Military Housing Area (MHA) with zip codes of schools in the surrounding districts. Those school districts with zip codes that fall within the MHA of an installation are included in the analysis. In some locations, school district composition may have changed slightly due to the use of updated District IDs obtained from the Department of Education
- Graduation rates reflect a 4-year graduation, which was determined to be the expectation of Airmen, Guardians, and their families due to frequency of relocation
- The licensure assessment uses a checklist of licensure rules that states should have, and that they should avoid. For example, having a compact or temporary licensing rule and NOT having supervisory requirements are checklist items that lead to green. The Department of the Air Force reviewed state policies and programs intended to eliminate barriers to license portability for military spouses that were in effect as of 31 May 2021

For additional information on Education and Licensure assessment criteria, methodology and data sources, please see the Support of Military Families Background Information provided at www.af.mil under the Support to Families banner. All questions and feedback should be directed to SAF.MRR.Workflow@us.af.mil.

McGhee Tyson Air National Guard Base, Tennessee

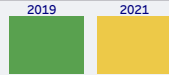
School Districts Map



Support of Military Families – 2021

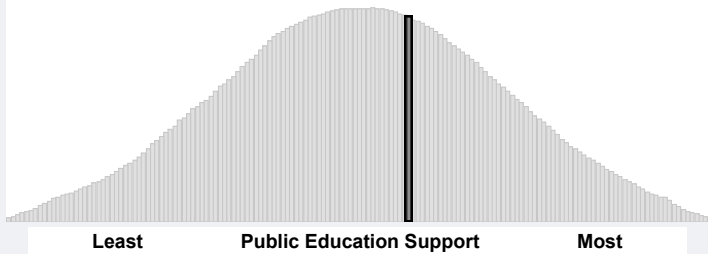
Memphis Air National Guard Base, Tennessee

Public Education *




Key: ■ ≤ 33.3% < ■ < 66.7% ≤ ■ (Percentile)

Comparison of all 157 Air Force Installations

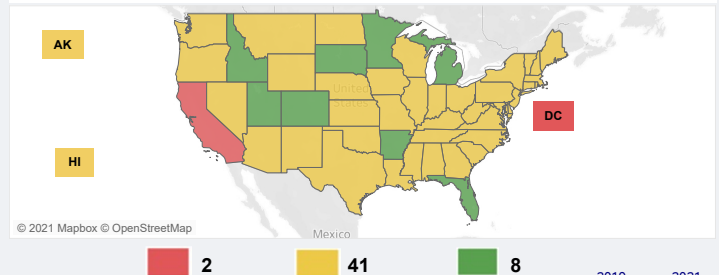


Licensure Portability

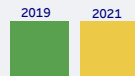


Key: ■ ≤ 1.50 < ■ < 4.00 ≤ ■ (Measure)

Licensure Portability in 50 States and DC



Academic Performance Criteria



Graduation Rate



Student Learning Rate



School Climate Criteria

Chronic Absenteeism Rate



Suspension Rate



Service Offering Criteria

Pre-Kindergarten Availability



Student to Counselor Ratio



Student to Mental Health Support Ratio



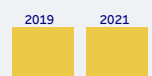
Student to Nurse Ratio



Student to Teacher Ratio



Accounting



Cosmetology



EMS



Engineering



Law



Nursing



Physical Therapy



Psychology



Teaching



Other Professions



Data Source	Most Recent Survey Time Period Utilized	Date Last Updated
State Laws, State Executive Orders, State Bar and Supreme Court Rules (Licensure)	Through May 2021	May 31, 2021

Data Source	Most Recent Survey Time Period Utilized	Date Last Updated
Department of Education - Civil Rights Data Collection District and School Data	SY 2017-2018	October 2020
Department of Education - ED Facts Graduation Rates (District Level and School Level)	SY 2018-2019	November 2020
Department of Education - National Center for Education Statistics Common Core of Data Public Elementary / Secondary School Universe Survey Data	SY 2019-2020	March 2021
Department of Education - National Center for Education Statistics Common Core of Data (School Search)	SY 2018-19 School Details and Enrollment Characteristics	April 2020
	SY 2019-20 School Directory Information	July 2020
Center for Education Policy Analysis: Stanford Education Data Archive (SEDA)	SY 2008-2009 through SY2017-2018	February 2021

* Public Education is compiled using 60% Academic Performance, 20% School Climate, and 20% Service Offering.

Areas Requiring Additional Support

Public Education

Suspension Rate



Public Education

Mental Health Support



Public Education

Student to Nurse



Licensure Language

Professions

Statute excludes several other occupations

Other Professions



Support of Military Families – 2021

Memphis Air National Guard Base, Tennessee

Education and Licensure Assessment Narrative

Public Education:

(This assessment is a comparative analysis using colors to graphically display results for all criteria and categories. The colors are assigned using percentiles, divided into thirds, to provide information about a location's relative position compared to all other Department of the Air Force installations assessed)

- Memphis ANGB received an overall yellow rating for public education as it fell within the middle 33 percent of all Air Force installations assessed
- The areas with the lowest relative ranking which may require additional state/community support include suspension rate and student to mental health support and student to nurse ratios
- Change from 2019:** Memphis' overall education rating shifted from green to yellow as did overall academic performance and service offering. Overall school climate improved from red to yellow. Additionally, pre-kindergarten availability shifted from green to yellow as the student to counselor ratio improved from yellow to green

Licensure Portability:

The State of Tennessee received an overall yellow rating for licensure portability indicating the State statutes (primarily SB 384) contain barriers to licensure and certification portability for military spouses. This assessment was awarded for joining interstate compacts for Nursing, Physical Therapy and Psychology occupations, and temporary licensure to military spouses with no supervisory requirements for the Law profession

- Barriers still exist for Accounting, Cosmetology, Engineering, EMS (though a REPLICAS EMS compact exists), and Teaching which all include "substantial equivalency" requirements. This allows acceptance of another state's license if the requirements for obtaining the license are sufficiently similar to their own State's requirements and precludes acceptance if the requirements are not similar. Other Occupations also have barriers as current statute does not exclude any other occupations from licensure portability burdens
- If you have additional information or recently made changes to your State's licensure statutes, you can send the updated information to SAF.MRR.Workflow@us.af.mil for consideration and potential changes to the assessment
- Change from 2019:** Despite creating an expedited issuance process for military spouses and joining the Psychology Interjurisdictional Compact, there were no changes to the State's statute and no change from the 2019 assessment

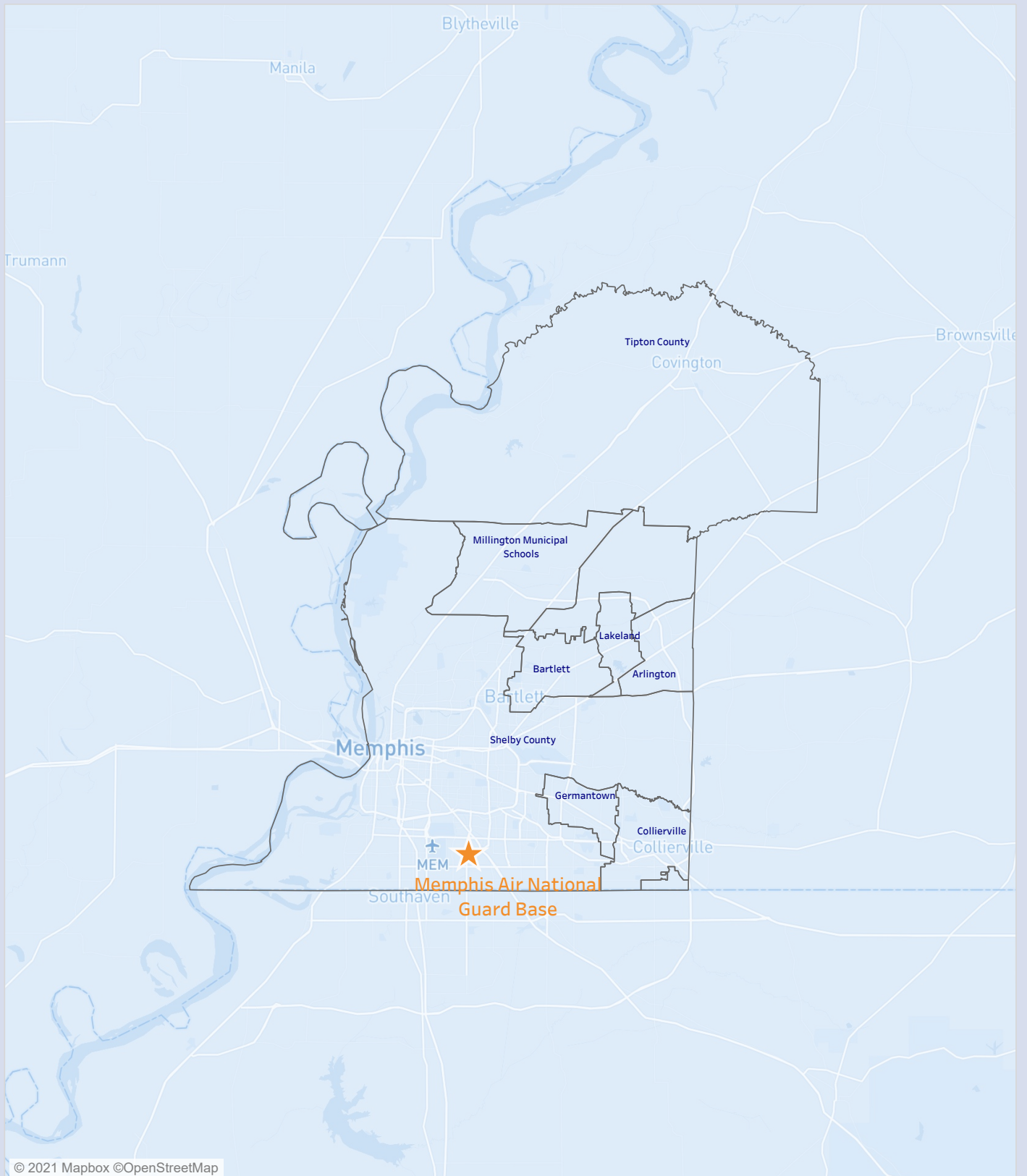
Additional notes:

- The education assessment cross references zip codes within the Military Housing Area (MHA) with zip codes of schools in the surrounding districts. Those school districts with zip codes that fall within the MHA of an installation are included in the analysis. In some locations, school district composition may have changed slightly due to the use of updated District IDs obtained from the Department of Education
- Graduation rates reflect a 4-year graduation, which was determined to be the expectation of Airmen, Guardians, and their families due to frequency of relocation
- The licensure assessment uses a checklist of licensure rules that states should have, and that they should avoid. For example, having a compact or temporary licensing rule and NOT having supervisory requirements are checklist items that lead to green. The Department of the Air Force reviewed state policies and programs intended to eliminate barriers to license portability for military spouses that were in effect as of 31 May 2021

For additional information on Education and Licensure assessment criteria, methodology and data sources, please see the Support of Military Families Background Information provided at www.af.mil under the Support to Families banner. All questions and feedback should be directed to SAF.MRR.Workflow@us.af.mil .

Memphis Air National Guard Base, Tennessee

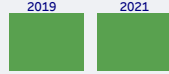
School Districts Map



Support of Military Families – 2021

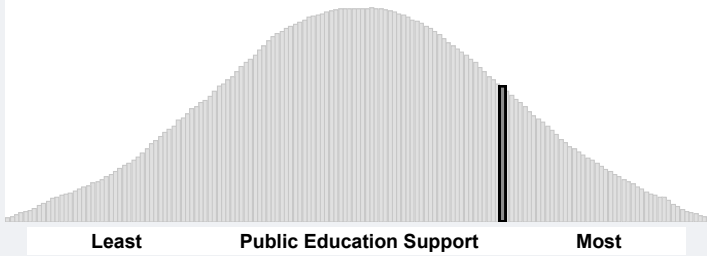
Dyess Air Force Base, Texas

Public Education *

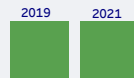


Key: ■ ≤ 33.3% < ■ < 66.7% ≤ ■ (Percentile)

Comparison of all 157 Air Force Installations



Academic Performance Criteria



Graduation Rate



Student Learning Rate



School Climate Criteria



Chronic Absenteeism Rate



Suspension Rate



Service Offering Criteria



Pre-Kindergarten Availability



Student to Counselor Ratio



Student to Mental Health Support Ratio




Student to Nurse Ratio



Student to Teacher Ratio

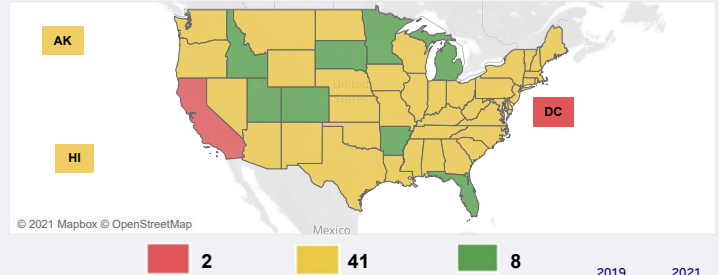


Licensure Portability

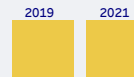


Key: ■ ≤ 1.50 < ■ < 4.00 ≤ ■ (Measure)

Licensure Portability in 50 States and DC



Accounting



Cosmetology



EMS



Engineering



Law



Nursing



Physical Therapy



Psychology



Teaching



Other Professions



Data Source	Most Recent Survey Time Period Utilized	Date Last Updated
State Laws, State Executive Orders, State Bar and Supreme Court Rules (Licensure)	Through May 2021	May 31, 2021

Areas Requiring Additional Support

Public Education

Mental Health Support



Public Education

Suspension Rate



Public Education

PreK



Licensure Language

Professions

Substantial equivalence Issue license

Accounting, Cosmetology, Engineering, Psychology, Teaching



Data Source	Most Recent Survey Time Period Utilized	Date Last Updated
Department of Education - Civil Rights Data Collection District and School Data	SY 2017-2018	October 2020
Department of Education - EDFacts Graduation Rates (District Level and School Level)	SY 2018-2019	November 2020
Department of Education - National Center for Education Statistics Common Core of Data Public Elementary / Secondary School Universe Survey Data	SY 2019-2020	March 2021
Department of Education - National Center for Education Statistics Common Core of Data (School Search)	SY 2018-19 School Details and Enrollment Characteristics SY 2019-20 School Directory Information	April 2020 July 2020
Center for Education Policy Analysis: Stanford Education Data Archive (SEDA)	SY 2008-2009 through SY2017-2018	February 2021

* Public Education is compiled using 60% Academic Performance, 20% School Climate, and 20% Service Offering.

Support of Military Families – 2021

Dyess Air Force Base, Texas

Education and Licensure Assessment Narrative

Public Education:

(This assessment is a comparative analysis using colors to graphically display results for all criteria and categories. The colors are assigned using percentiles, divided into thirds, to provide information about a location's relative position compared to all other Department of the Air Force installations assessed)

- Dyess AFB received an overall green rating for public education as it fell within the top 33 percent of all Air Force installations assessed with strong overall academic performance as the driving factor
- The areas with the lowest relative ranking which may require additional state/community support include student to mental health support ratio, suspension rate, and pre-kindergarten availability
- Change from 2019:** Dyess' overall education rating did not shift from 2019, however, student learning rate and student to counselor ratio shifted from green to yellow

Licensure Portability:

- The State of Texas received an overall yellow rating for licensure portability indicating the State statutes (primarily V.T.C.A., Occupations Code § 55.0041) contain barriers to licensure and certification portability for military spouses. This assessment was awarded for joining interstate compacts for Nursing, Physical Therapy and Psychology. The State also provides permanent licensure with no supervisory requirements for the Law profession
- Barriers still exist for Accounting, Cosmetology, EMS (REPLICA Compact), Engineering, Psychology (PSYPACT), and Teaching which all include "substantial equivalency" requirements. This allows acceptance of another state's license if the requirements for obtaining the license are sufficiently similar to their own State's requirements and precludes acceptance if the requirements are not similar. Other Occupations also have barriers as current statute does not exclude any other occupations from licensure portability burdens
- If you have additional information or recently made changes to your State's licensure statutes, you can send the updated information to SAF.MRR.Workflow@us.af.mil for consideration and potential changes to the assessment
- Change from 2019:** Despite improving accessibility through user friendly online applications, there were no changes to the State's statute and no change from the 2019 assessment

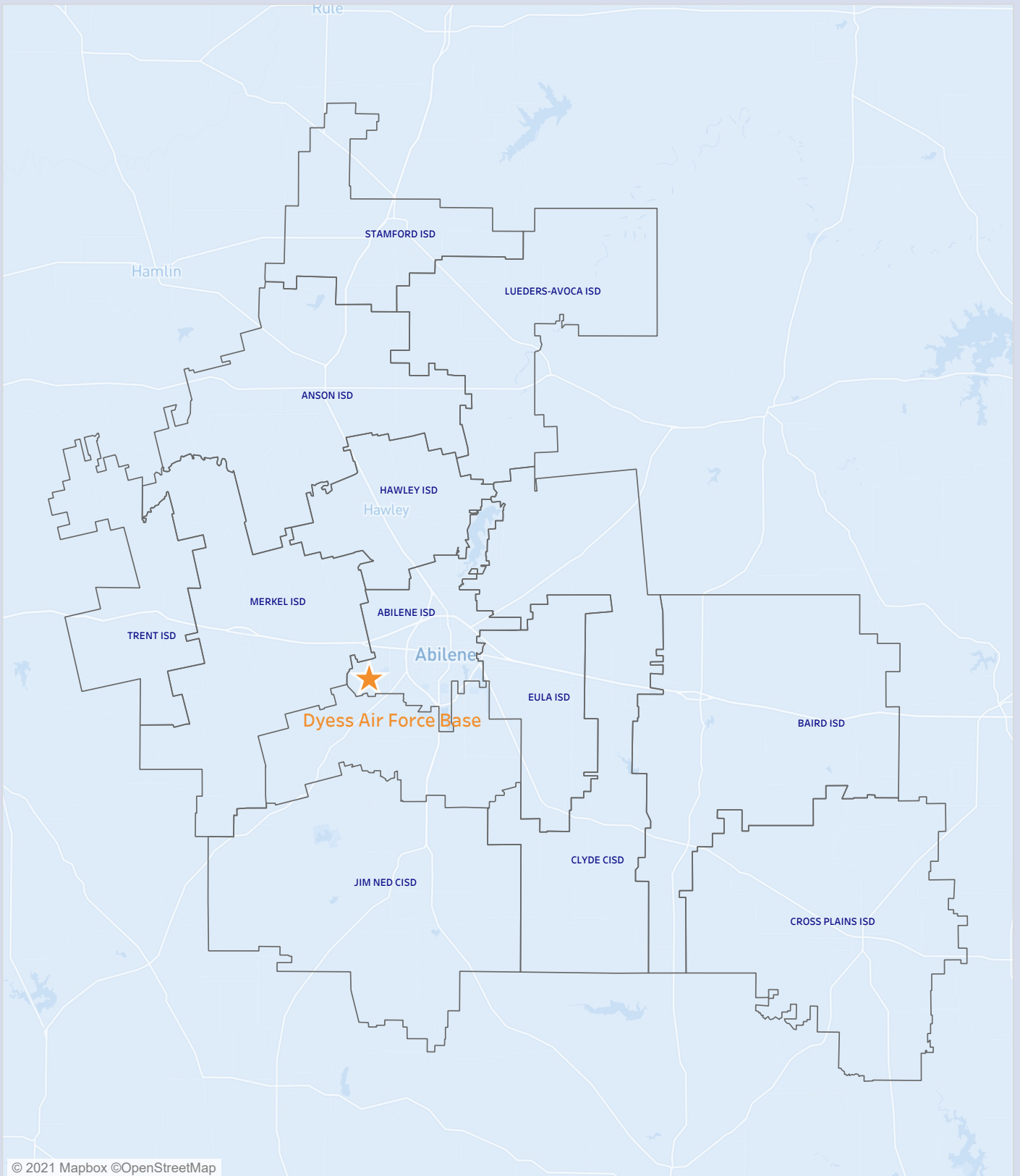
Additional notes:

- The education assessment cross references zip codes within the Military Housing Area (MHA) with zip codes of schools in the surrounding districts. Those school districts with zip codes that fall within the MHA of an installation are included in the analysis. In some locations, school district composition may have changed slightly due to the use of updated District IDs obtained from the Department of Education
- Graduation rates reflect a 4-year graduation, which was determined to be the expectation of Airmen, Guardians, and their families due to frequency of relocation
- The licensure assessment uses a checklist of licensure rules that states should have, and that they should avoid. For example, having a compact or temporary licensing rule and NOT having supervisory requirements are checklist items that lead to green. The Department of the Air Force reviewed state policies and programs intended to eliminate barriers to license portability for military spouses that were in effect as of 31 May 2021

For additional information on Education and Licensure assessment criteria, methodology and data sources, please see the Support of Military Families Background Information provided at www.af.mil under the Support to Families banner. All questions and feedback should be directed to SAF.MRR.Workflow@us.af.mil.

Dyess Air Force Base, Texas

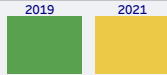
School Districts Map



Support of Military Families – 2021

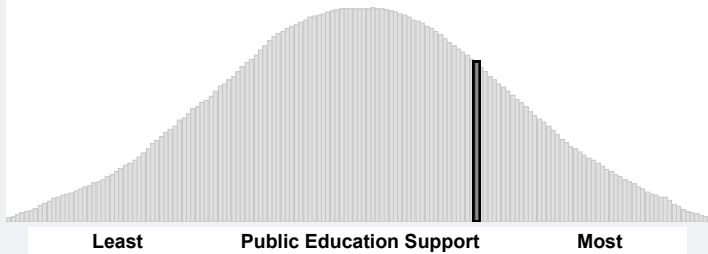
Ellington Field Joint Reserve Base, Texas

Public Education *

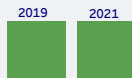


Key: ■ ≤ 33.3% < ■ < 66.7% ≤ ■ (Percentile)

Comparison of all 157 Air Force Installations



Academic Performance Criteria



Graduation Rate



Student Learning Rate



School Climate Criteria



Chronic Absenteeism Rate



Suspension Rate



Service Offering Criteria



Pre-Kindergarten Availability



Student to Counselor Ratio



Student to Mental Health Support Ratio



Student to Nurse Ratio




Student to Teacher Ratio



Data Source	Most Recent Survey Time Period Utilized	Date Last Updated
Department of Education - Civil Rights Data Collection District and School Data	SY 2017-2018	October 2020
Department of Education - ED Facts Graduation Rates (District Level and School Level)	SY 2018-2019	November 2020
Department of Education - National Center for Education Statistics Common Core of Data Public Elementary / Secondary School Universe Survey Data	SY 2019-2020	March 2021
Department of Education - National Center for Education Statistics Common Core of Data (School Search)	SY 2018-19 School Details and Enrollment Characteristics	April 2020
	SY 2019-20 School Directory Information	July 2020
Center for Education Policy Analysis: Stanford Education Data Archive (SEDA)	SY 2008-2009 through SY2017-2018	February 2021

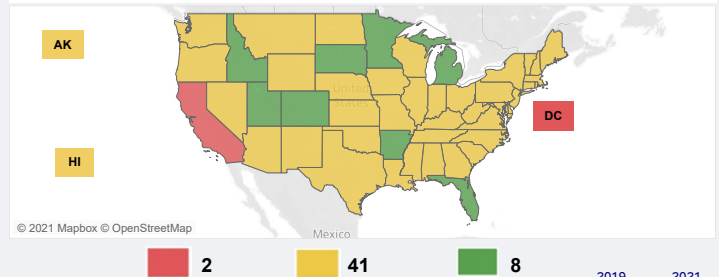
* Public Education is compiled using 60% Academic Performance, 20% School Climate, and 20% Service Offering.

Licensure Portability




Key: ■ ≤ 1.50 < ■ < 4.00 ≤ ■ (Measure)

Licensure Portability in 50 States and DC



Accounting



Cosmetology



EMS



Engineering



Law



Nursing



Physical Therapy



Psychology



Teaching



Other Professions



Data Source	Most Recent Survey Time Period Utilized	Date Last Updated
State Laws, State Executive Orders, State Bar and Supreme Court Rules (Licensure)	Through May 2021	May 31, 2021

Areas Requiring Additional Support

Public Education

Mental Health Support



Public Education

Student to Counselor



Public Education

Suspension Rate



Licensure Language

Professions

Substantial equivalence Issue license

Accounting, Cosmetology, Engineering, Psychology, Teaching



Support of Military Families – 2021

Ellington Field Joint Reserve Base, Texas

Education and Licensure Assessment Narrative

Public Education:

(This assessment is a comparative analysis using colors to graphically display results for all criteria and categories. The colors are assigned using percentiles, divided into thirds, to provide information about a location's relative position compared to all other Department of the Air Force installations assessed)

- Ellington Field received an overall yellow rating for public education as it fell within the middle 33 percent of all Air Force installations assessed
- The areas with the lowest relative ranking which may require additional state/community support include student to mental health support ratio, student to counselor ratio, and suspension rate
- Change from 2019:** Ellington's overall education rating shifted from green to yellow

Licensure Portability:

- The State of Texas received an overall yellow rating for licensure portability indicating the State statutes (primarily V.T.C.A., Occupations Code § 55.0041) contain barriers to licensure and certification portability for military spouses. This assessment was awarded for joining interstate compacts for Nursing, Physical Therapy and Psychology. The State also provides permanent licensure with no supervisory requirements for the Law profession
- Barriers still exist for Accounting, Cosmetology, EMS (REPLICA Compact), Engineering, Psychology (PSYPACT), and Teaching which all include "substantial equivalency" requirements. This allows acceptance of another state's license if the requirements for obtaining the license are sufficiently similar to their own State's requirements and precludes acceptance if the requirements are not similar. Other Occupations also have barriers as current statute does not exclude any other occupations from licensure portability burdens
- If you have additional information or recently made changes to your State's licensure statutes, you can send the updated information to SAF.MRR.Workflow@us.af.mil for consideration and potential changes to the assessment
- Change from 2019:** Despite improving accessibility through user friendly online applications, there were no changes to the State's statute and no change from the 2019 assessment

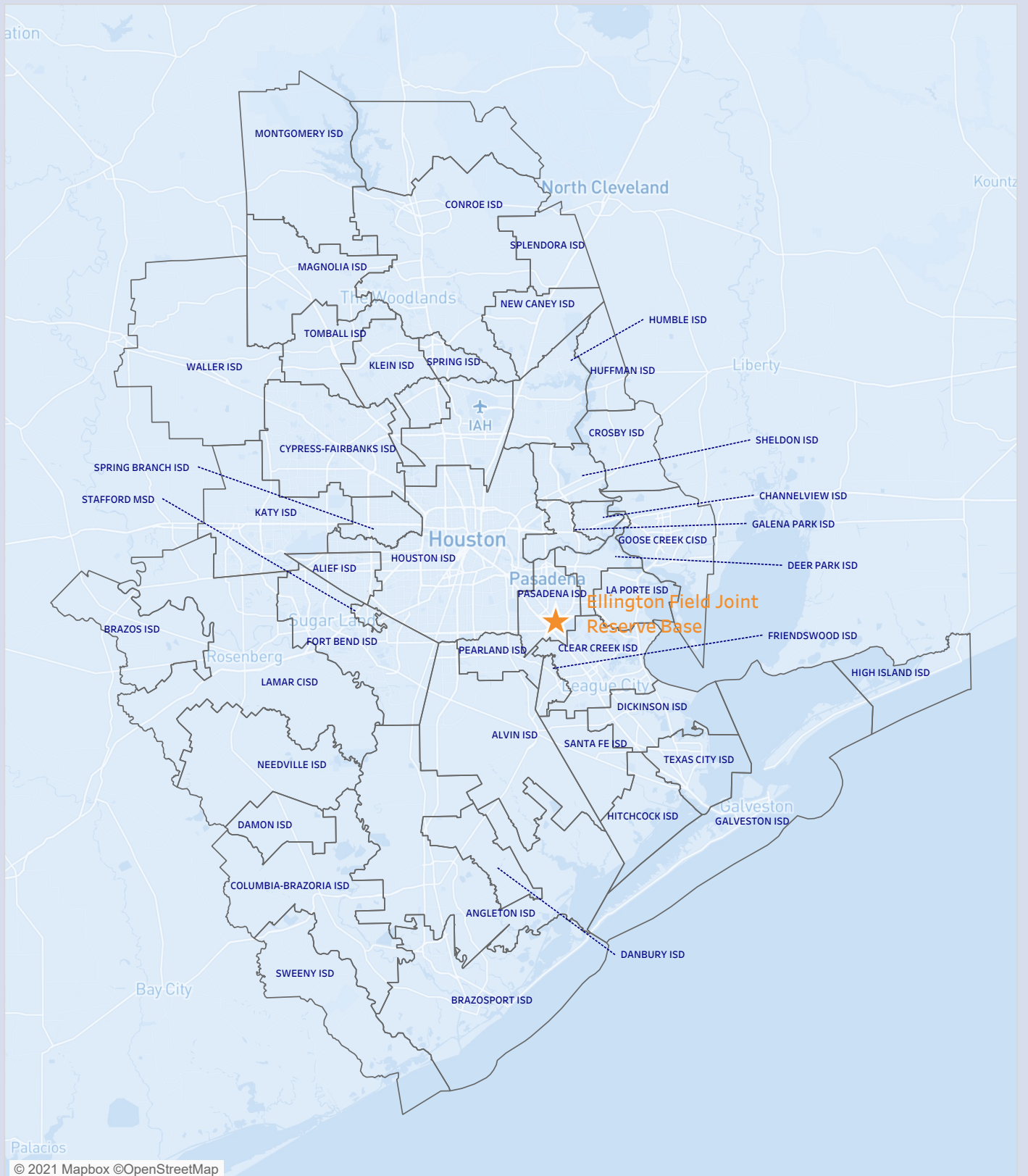
Additional notes:

- The education assessment cross references zip codes within the Military Housing Area (MHA) with zip codes of schools in the surrounding districts. Those school districts with zip codes that fall within the MHA of an installation are included in the analysis. In some locations, school district composition may have changed slightly due to the use of updated District IDs obtained from the Department of Education
- Graduation rates reflect a 4-year graduation, which was determined to be the expectation of Airmen, Guardians, and their families due to frequency of relocation
- The licensure assessment uses a checklist of licensure rules that states should have, and that they should avoid. For example, having a compact or temporary licensing rule and NOT having supervisory requirements are checklist items that lead to green. The Department of the Air Force reviewed state policies and programs intended to eliminate barriers to license portability for military spouses that were in effect as of 31 May 2021

For additional information on Education and Licensure assessment criteria, methodology and data sources, please see the Support of Military Families Background Information provided at www.af.mil under the Support to Families banner. All questions and feedback should be directed to SAF.MRR.Workflow@us.af.mil.

Ellington Field Joint Reserve Base, Texas

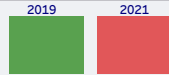
School Districts Map



Support of Military Families – 2021

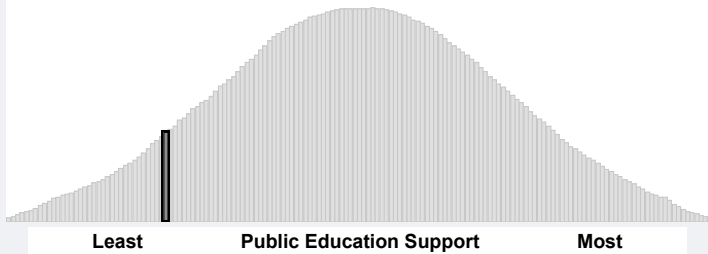
Goodfellow Air Force Base, Texas

Public Education *

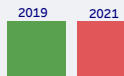


Key: ■ ≤ 33.3% < ■ < 66.7% ≤ ■ (Percentile)

Comparison of all 157 Air Force Installations



Academic Performance Criteria



Graduation Rate



Student Learning Rate



School Climate Criteria



Chronic Absenteeism Rate



Suspension Rate



Service Offering Criteria



Pre-Kindergarten Availability



Student to Counselor Ratio



Student to Mental Health Support Ratio



Student to Nurse Ratio




Student to Teacher Ratio



Data Source	Most Recent Survey Time Period Utilized	Date Last Updated
Department of Education - Civil Rights Data Collection District and School Data	SY 2017-2018	October 2020
Department of Education - EDFacts Graduation Rates (District Level and School Level)	SY 2018-2019	November 2020
Department of Education - National Center for Education Statistics Common Core of Data Public Elementary / Secondary School Universe Survey Data	SY 2019-2020	March 2021
Department of Education - National Center for Education Statistics Common Core of Data (School Search)	SY 2018-19 School Details and Enrollment Characteristics	April 2020
	SY 2019-20 School Directory Information	July 2020
Center for Education Policy Analysis: Stanford Education Data Archive (SEDA)	SY 2008-2009 through SY2017-2018	February 2021

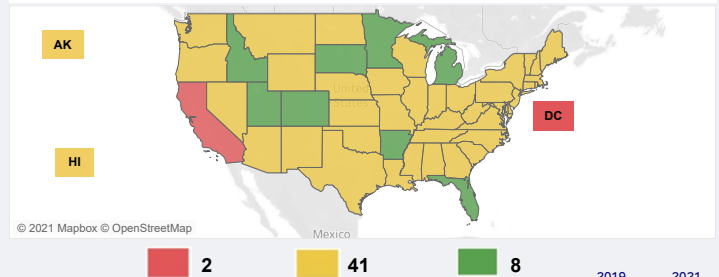
* Public Education is compiled using 60% Academic Performance, 20% School Climate, and 20% Service Offering.

Licensure Portability

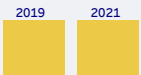


Key: ■ ≤ 1.50 < ■ < 4.00 ≤ ■ (Measure)

Licensure Portability in 50 States and DC



Accounting




Cosmetology



EMS



Engineering



Law



Nursing




Physical Therapy



Psychology



Teaching



Other Professions



Data Source	Most Recent Survey Time Period Utilized	Date Last Updated
State Laws, State Executive Orders, State Bar and Supreme Court Rules (Licensure)	Through May 2021	May 31, 2021

Areas Requiring Additional Support

Public Education

Mental Health Support



Public Education

PreK



Public Education

Growth Measure



Licensure Language

Professions

Substantial equivalence Issue license

Accounting, Cosmetology, Engineering, Psychology, Teaching



Support of Military Families – 2021

Goodfellow Air Force Base, Texas

Education and Licensure Assessment Narrative

Public Education:

(This assessment is a comparative analysis using colors to graphically display results for all criteria and categories. The colors are assigned using percentiles, divided into thirds, to provide information about a location's relative position compared to all other Department of the Air Force installations assessed)

- Goodfellow AFB received an overall red rating for public education as it fell within the bottom 33 percent of all Air Force installations assessed
- The areas with the lowest relative ranking which may require additional state/community support include student to mental health support ratio, pre-kindergarten availability, and student learning rate
- **Change from 2019:** Goodfellow's overall education rating shifted from green to red, with overall academic performance shifting from green to yellow due to the student learning rate shifting from yellow to red

Licensure Portability:

- The State of Texas received an overall yellow rating for licensure portability indicating the State statutes (primarily V.T.C.A., Occupations Code § 55.0041) contain barriers to licensure and certification portability for military spouses. This assessment was awarded for joining interstate compacts for Nursing, Physical Therapy and Psychology. The State also provides permanent licensure with no supervisory requirements for the Law profession
- Barriers still exist for Accounting, Cosmetology, EMS (REPLICA Compact), Engineering, Psychology (PSYPACT), and Teaching which all include "substantial equivalency" requirements. This allows acceptance of another state's license if the requirements for obtaining the license are sufficiently similar to their own State's requirements and precludes acceptance if the requirements are not similar. Other Occupations also have barriers as current statute does not exclude any other occupations from licensure portability burdens
- If you have additional information or recently made changes to your State's licensure statutes, you can send the updated information to SAF.MRR.Workflow@us.af.mil for consideration and potential changes to the assessment
- **Change from 2019:** Despite improving accessibility through user friendly online applications, there were no changes to the State's statute and no change from the 2019 assessment

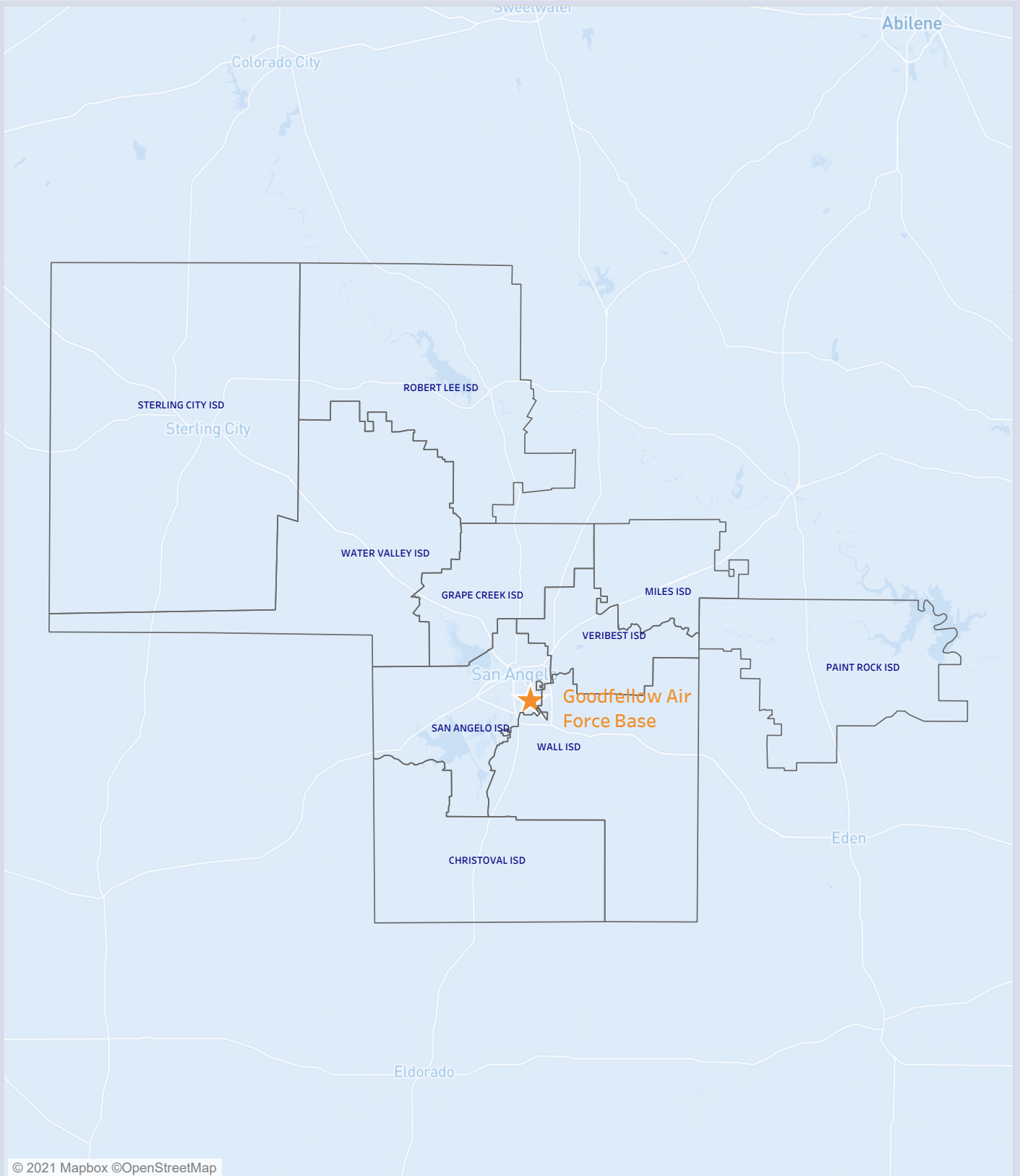
Additional notes:

- The education assessment cross references zip codes within the Military Housing Area (MHA) with zip codes of schools in the surrounding districts. Those school districts with zip codes that fall within the MHA of an installation are included in the analysis. In some locations, school district composition may have changed slightly due to the use of updated District IDs obtained from the Department of Education
- Graduation rates reflect a 4-year graduation, which was determined to be the expectation of Airmen, Guardians, and their families due to frequency of relocation
- The licensure assessment uses a checklist of licensure rules that states should have, and that they should avoid. For example, having a compact or temporary licensing rule and NOT having supervisory requirements are checklist items that lead to green. The Department of the Air Force reviewed state policies and programs intended to eliminate barriers to license portability for military spouses that were in effect as of 31 May 2021

For additional information on Education and Licensure assessment criteria, methodology and data sources, please see the Support of Military Families Background Information provided at www.af.mil under the Support to Families banner. All questions and feedback should be directed to SAF.MRR.Workflow@us.af.mil.

Goodfellow Air Force Base, Texas


School Districts Map



Support of Military Families – 2021

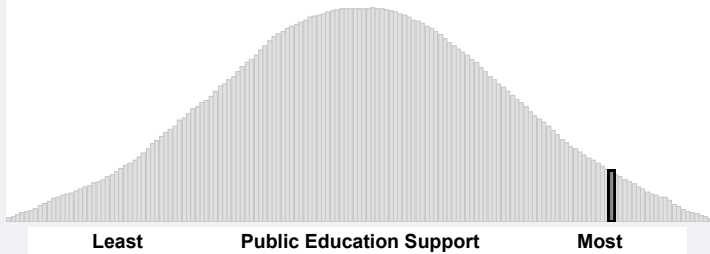
Hensley Field Air Guard Station, Texas

Public Education *

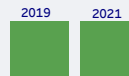


Key: ■ ≤ 33.3% < ■ < 66.7% ≤ ■ (Percentile)

Comparison of all 157 Air Force Installations



Academic Performance Criteria



Graduation Rate



Student Learning Rate



School Climate Criteria



Chronic Absenteeism Rate



Suspension Rate



Service Offering Criteria



Pre-Kindergarten Availability



Student to Counselor Ratio



Student to Mental Health Support Ratio




Student to Nurse Ratio



Student to Teacher Ratio

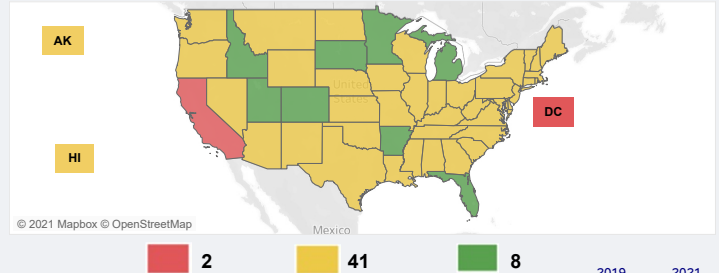


Licensure Portability




Key: ■ ≤ 1.50 < ■ < 4.00 ≤ ■ (Measure)

Licensure Portability in 50 States and DC



Accounting



Cosmetology



EMS



Engineering



Law



Nursing



Physical Therapy



Psychology



Teaching



Other Professions



Data Source	Most Recent Survey Time Period Utilized	Date Last Updated
State Laws, State Executive Orders, State Bar and Supreme Court Rules (Licensure)	Through May 2021	May 31, 2021

Areas Requiring Additional Support

Public Education

Mental Health Support



Public Education

PreK



Public Education

Suspension Rate



Licensure Language

Professions

Substantial equivalence Issue license

Accounting, Cosmetology, Engineering, Psychology, Teaching



Data Source	Most Recent Survey Time Period Utilized	Date Last Updated
Department of Education - Civil Rights Data Collection District and School Data	SY 2017-2018	October 2020
Department of Education - EDFacts Graduation Rates (District Level and School Level)	SY 2018-2019	November 2020
Department of Education - National Center for Education Statistics Common Core of Data Public Elementary / Secondary School Universe Survey Data	SY 2019-2020	March 2021
Department of Education - National Center for Education Statistics Common Core of Data (School Search)	SY 2018-19 School Details and Enrollment Characteristics	April 2020
	SY 2019-20 School Directory Information	July 2020
Center for Education Policy Analysis: Stanford Education Data Archive (SEDA)	SY 2008-2009 through SY2017-2018	February 2021

* Public Education is compiled using 60% Academic Performance, 20% School Climate, and 20% Service Offering.

Support of Military Families – 2021

Hensley Field Air Guard Station, Texas

Education and Licensure Assessment Narrative

Public Education:

(This assessment is a comparative analysis using colors to graphically display results for all criteria and categories. The colors are assigned using percentiles, divided into thirds, to provide information about a location's relative position compared to all other Department of the Air Force installations assessed)

- Hensley Field AGS received an overall green rating for public education as it fell within the top 33 percent of all Air Force installations assessed with strong overall academic performance and school climate as the driving factors
- The areas with the lowest relative ranking which may require additional state/community support include student to mental health support ratio, pre-kindergarten availability, and suspension rate
- Change from 2019:** Hensley Field's overall education rating did not shift from 2019

Licensure Portability:

•The State of Texas received an overall yellow rating for licensure portability indicating the State statutes (primarily V.T.C.A., Occupations Code § 55.0041) contain barriers to licensure and certification portability for military spouses. This assessment was awarded for joining interstate compacts for Nursing, Physical Therapy and Psychology. The State also provides permanent licensure with no supervisory requirements for the Law profession

•Barriers still exist for Accounting, Cosmetology, EMS (REPLICA Compact), Engineering, Psychology (PSYPACT), and Teaching which all include "substantial equivalency" requirements. This allows acceptance of another state's license if the requirements for obtaining the license are sufficiently similar to their own State's requirements and precludes acceptance if the requirements are not similar. Other Occupations also have barriers as current statute does not exclude any other occupations from licensure portability burdens

•If you have additional information or recently made changes to your State's licensure statutes, you can send the updated information to SAF.MRR.Workflow@us.af.mil for consideration and potential changes to the assessment

•**Change from 2019:** Despite improving accessibility through user friendly online applications, there were no changes to the State's statute and no change from the 2019 assessment

Additional notes:

•The education assessment cross references zip codes within the Military Housing Area (MHA) with zip codes of schools in the surrounding districts. Those school districts with zip codes that fall within the MHA of an installation are included in the analysis. In some locations, school district composition may have changed slightly due to the use of updated District IDs obtained from the Department of Education

•Graduation rates reflect a 4-year graduation, which was determined to be the expectation of Airmen, Guardians, and their families due to frequency of relocation

•The licensure assessment uses a checklist of licensure rules that states should have, and that they should avoid. For example, having a compact or temporary licensing rule and NOT having supervisory requirements are checklist items that lead to green. The Department of the Air Force reviewed state policies and programs intended to eliminate barriers to license portability for military spouses that were in effect as of 31 May 2021

For additional information on Education and Licensure assessment criteria, methodology and data sources, please see the Support of Military Families Background Information provided at www.af.mil under the Support to Families banner. All questions and feedback should be directed to SAF.MRR.Workflow@us.af.mil.

Hensley Field Air Guard Station, Texas


School Districts Map



Support of Military Families – 2021

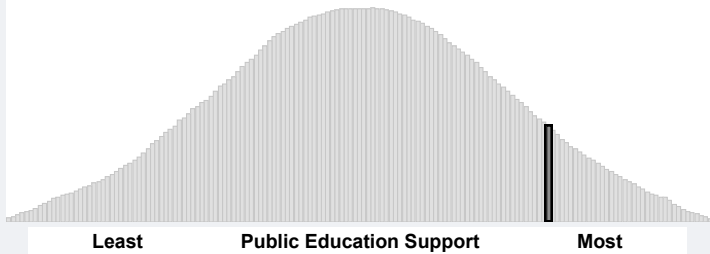
Joint Base San Antonio-Fort Sam Houston, Texas

Public Education *




Key: ■ ≤ 33.3% < ■ < 66.7% ≤ ■ (Percentile)

Comparison of all 157 Air Force Installations

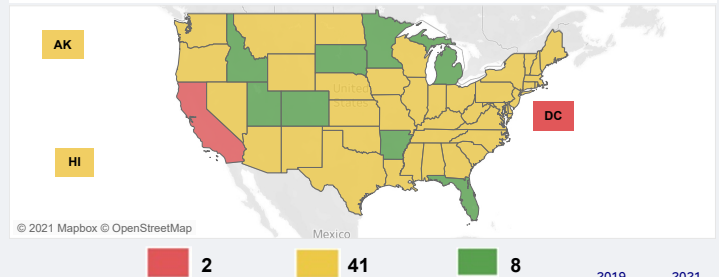


Licensure Portability



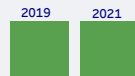
Key: ■ ≤ 1.50 < ■ < 4.00 ≤ ■ (Measure)

Licensure Portability in 50 States and DC



■ 2 ■ 41 ■ 8

Academic Performance Criteria



Graduation Rate



Student Learning Rate



School Climate Criteria



Chronic Absenteeism Rate



Suspension Rate



Service Offering Criteria



Pre-Kindergarten Availability



Student to Counselor Ratio



Student to Mental Health Support Ratio



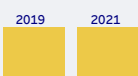
Student to Nurse Ratio



Student to Teacher Ratio



Accounting



Cosmetology



EMS



Engineering



Law



Nursing



Physical Therapy



Psychology



Teaching



Other Professions



Data Source	Most Recent Survey Time Period Utilized	Date Last Updated
State Laws, State Executive Orders, State Bar and Supreme Court Rules (Licensure)	Through May 2021	May 31, 2021

Data Source	Most Recent Survey Time Period Utilized	Date Last Updated
Department of Education - Civil Rights Data Collection District and School Data	SY 2017-2018	October 2020
Department of Education - EDFacts Graduation Rates (District Level and School Level)	SY 2018-2019	November 2020
Department of Education - National Center for Education Statistics Common Core of Data Public Elementary / Secondary School Universe Survey Data	SY 2019-2020	March 2021
Department of Education - National Center for Education Statistics Common Core of Data (School Search)	SY 2018-19 School Details and Enrollment Characteristics	April 2020
	SY 2019-20 School Directory Information	July 2020
Center for Education Policy Analysis: Stanford Education Data Archive (SEDA)	SY 2008-2009 through SY2017-2018	February 2021

* Public Education is compiled using 60% Academic Performance, 20% School Climate, and 20% Service Offering.

Areas Requiring Additional Support

Public Education

Mental Health Support ■

Public Education

Student to Teacher ■

Public Education

Suspension Rate ■

Licensure Language

Professions

Substantial equivalence Issue license

Accounting, Cosmetology, Engineering, Psychology, Teaching ■

Support of Military Families – 2021

Joint Base San Antonio-Fort Sam Houston, Texas

Education and Licensure Assessment Narrative

Public Education:

(This assessment is a comparative analysis using colors to graphically display results for all criteria and categories. The colors are assigned using percentiles, divided into thirds, to provide information about a location's relative position compared to all other Department of the Air Force installations assessed)

- JBSA-Fort Sam Houston received an overall green rating for public education as it fell within the top 33 percent of all Air Force installations assessed with strong overall academic performance as the driving factor
- The areas with the lowest relative ranking which may require additional state/community support include student to mental health support ratio, student to teacher ratio, and suspension rate
- **Change from 2019:** JBSA-Fort Sam Houston's overall education rating did not shift from 2019, however suspension rate improved from red to yellow

Licensure Portability:

- The State of Texas received an overall yellow rating for licensure portability indicating the State statutes (primarily V.T.C.A., Occupations Code § 55.0041) contain barriers to licensure and certification portability for military spouses. This assessment was awarded for joining interstate compacts for Nursing, Physical Therapy and Psychology. The State also provides permanent licensure with no supervisory requirements for the Law profession
- Barriers still exist for Accounting, Cosmetology, EMS (REPLICA Compact), Engineering, Psychology (PSYPACT), and Teaching which all include "substantial equivalency" requirements. This allows acceptance of another state's license if the requirements for obtaining the license are sufficiently similar to their own State's requirements and precludes acceptance if the requirements are not similar. Other Occupations also have barriers as current statute does not exclude any other occupations from licensure portability burdens
- If you have additional information or recently made changes to your State's licensure statutes, you can send the updated information to SAF.MRR.Workflow@us.af.mil for consideration and potential changes to the assessment
- **Change from 2019:** Despite improving accessibility through user friendly online applications, there were no changes to the State's statute and no change from the 2019 assessment

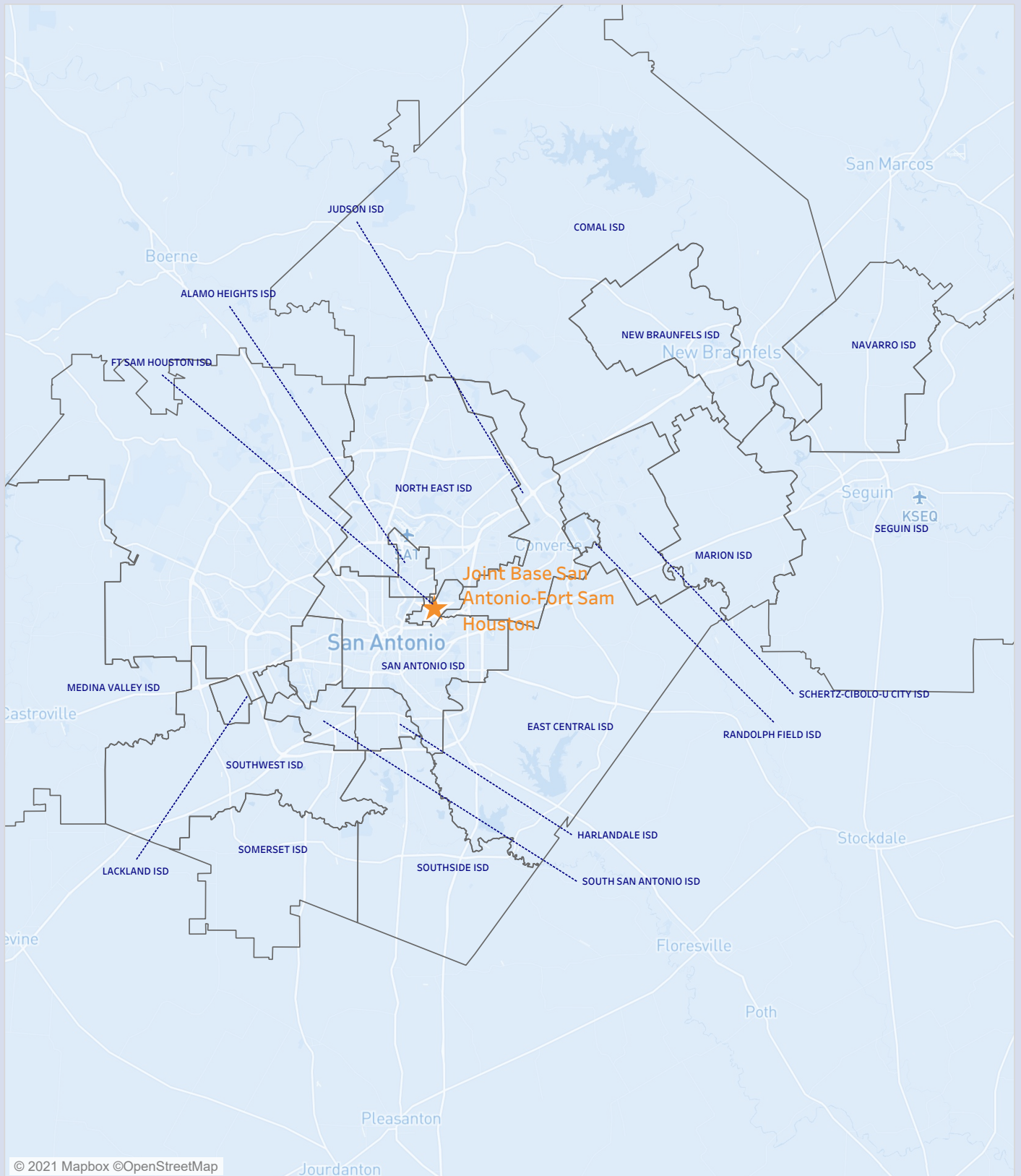
Additional notes:

- The education assessment cross references zip codes within the Military Housing Area (MHA) with zip codes of schools in the surrounding districts. Those school districts with zip codes that fall within the MHA of an installation are included in the analysis. In some locations, school district composition may have changed slightly due to the use of updated District IDs obtained from the Department of Education
- Graduation rates reflect a 4-year graduation, which was determined to be the expectation of Airmen, Guardians, and their families due to frequency of relocation
- The licensure assessment uses a checklist of licensure rules that states should have, and that they should avoid. For example, having a compact or temporary licensing rule and NOT having supervisory requirements are checklist items that lead to green. The Department of the Air Force reviewed state policies and programs intended to eliminate barriers to license portability for military spouses that were in effect as of 31 May 2021

For additional information on Education and Licensure assessment criteria, methodology and data sources, please see the Support of Military Families Background Information provided at www.af.mil under the Support to Families banner. All questions and feedback should be directed to SAF.MRR.Workflow@us.af.mil.

Joint Base San Antonio-Fort Sam Houston, Texas


School Districts Map



Support of Military Families – 2021

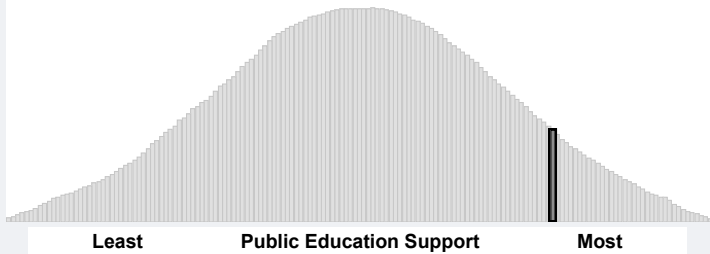
Joint Base San Antonio-Lackland Air Force Base, Texas

Public Education *

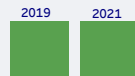


Key: ■ ≤ 33.3% < ■ < 66.7% ≤ ■ (Percentile)

Comparison of all 157 Air Force Installations



Academic Performance Criteria



Graduation Rate



Student Learning Rate



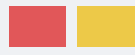
School Climate Criteria



Chronic Absenteeism Rate



Suspension Rate



Service Offering Criteria



Pre-Kindergarten Availability



Student to Counselor Ratio



Student to Mental Health Support Ratio



Student to Nurse Ratio




Student to Teacher Ratio



Data Source	Most Recent Survey Time Period Utilized	Date Last Updated
Department of Education - Civil Rights Data Collection District and School Data	SY 2017-2018	October 2020
Department of Education - EDFacts Graduation Rates (District Level and School Level)	SY 2018-2019	November 2020
Department of Education - National Center for Education Statistics Common Core of Data Public Elementary / Secondary School Universe Survey Data	SY 2019-2020	March 2021
Department of Education - National Center for Education Statistics Common Core of Data (School Search)	SY 2018-19 School Details and Enrollment Characteristics	April 2020
	SY 2019-20 School Directory Information	July 2020
Center for Education Policy Analysis: Stanford Education Data Archive (SEDA)	SY 2008-2009 through SY2017-2018	February 2021

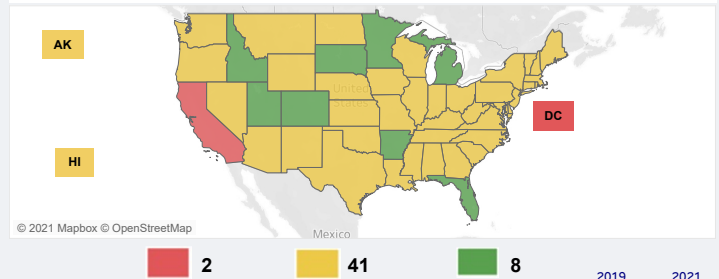
* Public Education is compiled using 60% Academic Performance, 20% School Climate, and 20% Service Offering.

Licensure Portability

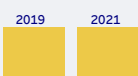


Key: ■ ≤ 1.50 < ■ < 4.00 ≤ ■ (Measure)

Licensure Portability in 50 States and DC



Accounting



Cosmetology



EMS



Engineering



Law



Nursing



Physical Therapy



Psychology



Teaching



Other Professions



Data Source	Most Recent Survey Time Period Utilized	Date Last Updated
State Laws, State Executive Orders, State Bar and Supreme Court Rules (Licensure)	Through May 2021	May 31, 2021

Areas Requiring Additional Support

Public Education

Mental Health Support



Public Education

Student to Teacher



Public Education

Suspension Rate



Licensure Language

Professions

Substantial equivalence Issue license

Accounting, Cosmetology, Engineering, Psychology, Teaching



Support of Military Families – 2021

Joint Base San Antonio-Lackland Air Force Base, Texas

Education and Licensure Assessment Narrative

Public Education:

(This assessment is a comparative analysis using colors to graphically display results for all criteria and categories. The colors are assigned using percentiles, divided into thirds, to provide information about a location's relative position compared to all other Department of the Air Force installations assessed)

- JBSA-Lackland received an overall green rating for public education as it fell within the top 33 percent of all Air Force installations assessed with strong overall academic performance as the driving factor
- The areas with the lowest relative ranking which may require additional state/community support include student to mental health support ratio, student to teacher ratio, and suspension rate
- **Change from 2019:** JBSA-Lackland's overall education rating did not shift from 2019, however suspension rate improved from red to yellow

Licensure Portability:

- The State of Texas received an overall yellow rating for licensure portability indicating the State statutes (primarily V.T.C.A., Occupations Code § 55.0041) contain barriers to licensure and certification portability for military spouses. This assessment was awarded for joining interstate compacts for Nursing, Physical Therapy and Psychology. The State also provides permanent licensure with no supervisory requirements for the Law profession
- Barriers still exist for Accounting, Cosmetology, EMS (REPLICA Compact), Engineering, Psychology (PSYPACT), and Teaching which all include "substantial equivalency" requirements. This allows acceptance of another state's license if the requirements for obtaining the license are sufficiently similar to their own State's requirements and precludes acceptance if the requirements are not similar. Other Occupations also have barriers as current statute does not exclude any other occupations from licensure portability burdens
- If you have additional information or recently made changes to your State's licensure statutes, you can send the updated information to SAF.MRR.Workflow@us.af.mil for consideration and potential changes to the assessment
- **Change from 2019:** Despite improving accessibility through user friendly online applications, there were no changes to the State's statute and no change from the 2019 assessment

Additional notes:

- The education assessment cross references zip codes within the Military Housing Area (MHA) with zip codes of schools in the surrounding districts. Those school districts with zip codes that fall within the MHA of an installation are included in the analysis. In some locations, school district composition may have changed slightly due to the use of updated District IDs obtained from the Department of Education
- Graduation rates reflect a 4-year graduation, which was determined to be the expectation of Airmen, Guardians, and their families due to frequency of relocation
- The licensure assessment uses a checklist of licensure rules that states should have, and that they should avoid. For example, having a compact or temporary licensing rule and NOT having supervisory requirements are checklist items that lead to green. The Department of the Air Force reviewed state policies and programs intended to eliminate barriers to license portability for military spouses that were in effect as of 31 May 2021

For additional information on Education and Licensure assessment criteria, methodology and data sources, please see the Support of Military Families Background Information provided at www.af.mil under the Support to Families banner. All questions and feedback should be directed to SAF.MRR.Workflow@us.af.mil.

Joint Base San Antonio-Lackland Air Force Base, Texas


School Districts Map



Support of Military Families – 2021

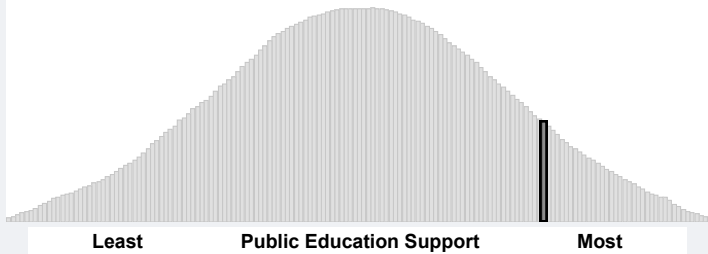
Joint Base San Antonio-Randolph Air Force Base, Texas

Public Education *

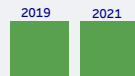


Key: ■ ≤ 33.3% < ■ < 66.7% ≤ ■ (Percentile)

Comparison of all 157 Air Force Installations



Academic Performance Criteria



Graduation Rate



Student Learning Rate



School Climate Criteria



Chronic Absenteeism Rate



Suspension Rate



Service Offering Criteria



Pre-Kindergarten Availability



Student to Counselor Ratio



Student to Mental Health Support Ratio



Student to Nurse Ratio




Student to Teacher Ratio



Data Source	Most Recent Survey Time Period Utilized	Date Last Updated
Department of Education - Civil Rights Data Collection District and School Data	SY 2017-2018	October 2020
Department of Education - ED Facts Graduation Rates (District Level and School Level)	SY 2018-2019	November 2020
Department of Education - National Center for Education Statistics Common Core of Data Public Elementary / Secondary School Universe Survey Data	SY 2019-2020	March 2021
Department of Education - National Center for Education Statistics Common Core of Data (School Search)	SY 2018-19 School Details and Enrollment Characteristics	April 2020
	SY 2019-20 School Directory Information	July 2020
Center for Education Policy Analysis: Stanford Education Data Archive (SEDA)	SY 2008-2009 through SY2017-2018	February 2021

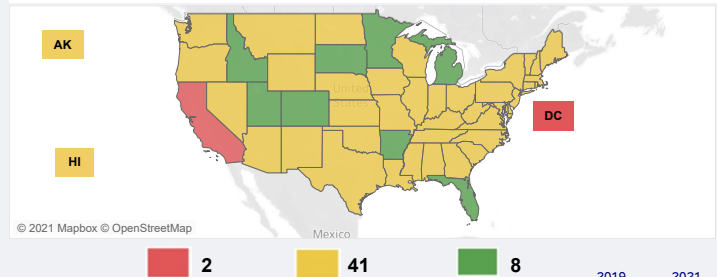
* Public Education is compiled using 60% Academic Performance, 20% School Climate, and 20% Service Offering.

Licensure Portability

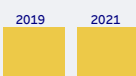


Key: ■ ≤ 1.50 < ■ < 4.00 ≤ ■ (Measure)

Licensure Portability in 50 States and DC



Accounting



Cosmetology



EMS



Engineering



Law



Nursing



Physical Therapy



Psychology



Teaching



Other Professions




Data Source	Most Recent Survey Time Period Utilized	Date Last Updated
State Laws, State Executive Orders, State Bar and Supreme Court Rules (Licensure)	Through May 2021	May 31, 2021

Areas Requiring Additional Support

Public Education

Mental Health Support



Public Education

Student to Teacher



Public Education

Suspension Rate



Licensure Language

Professions

Substantial equivalence Issue license

Accounting, Cosmetology, Engineering, Psychology, Teaching



Support of Military Families – 2021

Joint Base San Antonio-Randolph Air Force Base, Texas

Education and Licensure Assessment Narrative

Public Education:

(This assessment is a comparative analysis using colors to graphically display results for all criteria and categories. The colors are assigned using percentiles, divided into thirds, to provide information about a location's relative position compared to all other Department of the Air Force installations assessed)

- JBSA-Randolph received an overall green rating for public education as it fell within the top 33 percent of all Air Force installations assessed with strong overall academic performance as the driving factor
- The areas with the lowest relative ranking which may require additional state/community support include student to mental health support ratio, student to teacher ratio, and suspension rate
- Change from 2019:** JBSA-Randolph's overall education rating did not shift from 2019, however suspension rate improved from red to yellow

Licensure Portability:

- The State of Texas received an overall yellow rating for licensure portability indicating the State statutes (primarily V.T.C.A., Occupations Code § 55.0041) contain barriers to licensure and certification portability for military spouses. This assessment was awarded for joining interstate compacts for Nursing, Physical Therapy and Psychology. The State also provides permanent licensure with no supervisory requirements for the Law profession
- Barriers still exist for Accounting, Cosmetology, EMS (REPLICA Compact), Engineering, Psychology (PSYPACT), and Teaching which all include "substantial equivalency" requirements. This allows acceptance of another state's license if the requirements for obtaining the license are sufficiently similar to their own State's requirements and precludes acceptance if the requirements are not similar. Other Occupations also have barriers as current statute does not exclude any other occupations from licensure portability burdens
- If you have additional information or recently made changes to your State's licensure statutes, you can send the updated information to SAF.MRR.Workflow@us.af.mil for consideration and potential changes to the assessment
- Change from 2019:** Despite improving accessibility through user friendly online applications, there were no changes to the State's statute and no change from the 2019 assessment

Additional notes:

- The education assessment cross references zip codes within the Military Housing Area (MHA) with zip codes of schools in the surrounding districts. Those school districts with zip codes that fall within the MHA of an installation are included in the analysis. In some locations, school district composition may have changed slightly due to the use of updated District IDs obtained from the Department of Education
- Graduation rates reflect a 4-year graduation, which was determined to be the expectation of Airmen, Guardians, and their families due to frequency of relocation
- The licensure assessment uses a checklist of licensure rules that states should have, and that they should avoid. For example, having a compact or temporary licensing rule and NOT having supervisory requirements are checklist items that lead to green. The Department of the Air Force reviewed state policies and programs intended to eliminate barriers to license portability for military spouses that were in effect as of 31 May 2021

For additional information on Education and Licensure assessment criteria, methodology and data sources, please see the Support of Military Families Background Information provided at www.af.mil under the Support to Families banner. All questions and feedback should be directed to SAF.MRR.Workflow@us.af.mil .

Joint Base San Antonio-Randolph Air Force Base, Texas

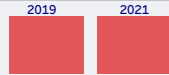
School Districts Map



Support of Military Families – 2021

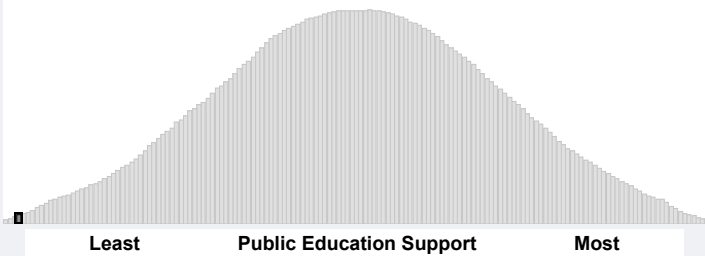
Laughlin Air Force Base, Texas

Public Education *

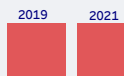


Key: ■ ≤ 33.3% < ■ < 66.7% ≤ ■ (Percentile)

Comparison of all 157 Air Force Installations



Academic Performance Criteria



Graduation Rate



Student Learning Rate



School Climate Criteria



Chronic Absenteeism Rate



Suspension Rate



Service Offering Criteria



Pre-Kindergarten Availability



Student to Counselor Ratio



Student to Mental Health Support Ratio



Student to Nurse Ratio




Student to Teacher Ratio



Data Source	Most Recent Survey Time Period Utilized	Date Last Updated
Department of Education - Civil Rights Data Collection District and School Data	SY 2017-2018	October 2020
Department of Education - ED Facts Graduation Rates (District Level and School Level)	SY 2018-2019	November 2020
Department of Education - National Center for Education Statistics Common Core of Data Public Elementary / Secondary School Universe Survey Data	SY 2019-2020	March 2021
Department of Education - National Center for Education Statistics Common Core of Data (School Search)	SY 2018-19 School Details and Enrollment Characteristics SY 2019-20 School Directory Information	April 2020 July 2020
Center for Education Policy Analysis: Stanford Education Data Archive (SEDA)	SY 2008-2009 through SY2017-2018	February 2021

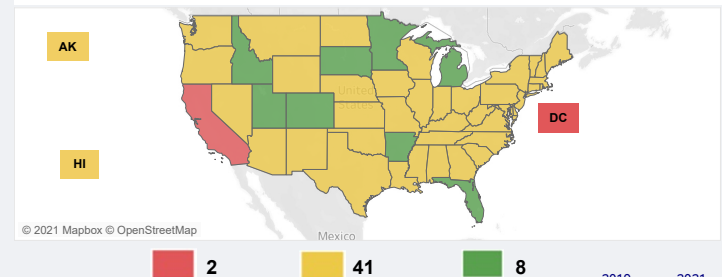
* Public Education is compiled using 60% Academic Performance, 20% School Climate, and 20% Service Offering.

Licensure Portability

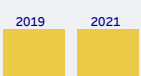


Key: ■ ≤ 1.50 < ■ < 4.00 ≤ ■ (Measure)

Licensure Portability in 50 States and DC



Accounting



Cosmetology



EMS



Engineering



Law



Nursing



Physical Therapy



Psychology



Teaching



Other Professions



Data Source	Most Recent Survey Time Period Utilized	Date Last Updated
State Laws, State Executive Orders, State Bar and Supreme Court Rules (Licensure)	Through May 2021	May 31, 2021

Areas Requiring Additional Support

Public Education

Mental Health Support



Public Education

Chronic Absenteeism



Public Education

PreK



Licensure Language

Professions

Substantial equivalence Issue license

Accounting, Cosmetology, Engineering, Psychology, Teaching



Support of Military Families – 2021

Laughlin Air Force Base, Texas

Education and Licensure Assessment Narrative

Public Education:

(This assessment is a comparative analysis using colors to graphically display results for all criteria and categories. The colors are assigned using percentiles, divided into thirds, to provide information about a location's relative position compared to all other Department of the Air Force installations assessed)

- Laughlin AFB received an overall red rating for public education as it fell within the bottom 33 percent of all Air Force installations assessed
- The areas with the lowest relative ranking which may require additional state/community support include student to mental health support ratio, chronic absenteeism rate, and pre-kindergarten availability
- **Change from 2019:** Laughlin's overall education rating did not shift from 2019, however graduation rate improved from red to yellow and the student to nurse ratio improved from yellow to green. Additionally, the suspension rate shifted from yellow to red

Licensure Portability:

- The State of Texas received an overall yellow rating for licensure portability indicating the State statutes (primarily V.T.C.A., Occupations Code § 55.0041) contain barriers to licensure and certification portability for military spouses. This assessment was awarded for joining interstate compacts for Nursing, Physical Therapy and Psychology. The State also provides permanent licensure with no supervisory requirements for the Law profession
- Barriers still exist for Accounting, Cosmetology, EMS (REPLICA Compact), Engineering, Psychology (PSYPACT), and Teaching which all include "substantial equivalency" requirements. This allows acceptance of another state's license if the requirements for obtaining the license are sufficiently similar to their own State's requirements and precludes acceptance if the requirements are not similar. Other Occupations also have barriers as current statute does not exclude any other occupations from licensure portability burdens
- If you have additional information or recently made changes to your State's licensure statutes, you can send the updated information to SAF.MRR.Workflow@us.af.mil for consideration and potential changes to the assessment
- **Change from 2019:** Despite improving accessibility through user friendly online applications, there were no changes to the State's statute and no change from the 2019 assessment

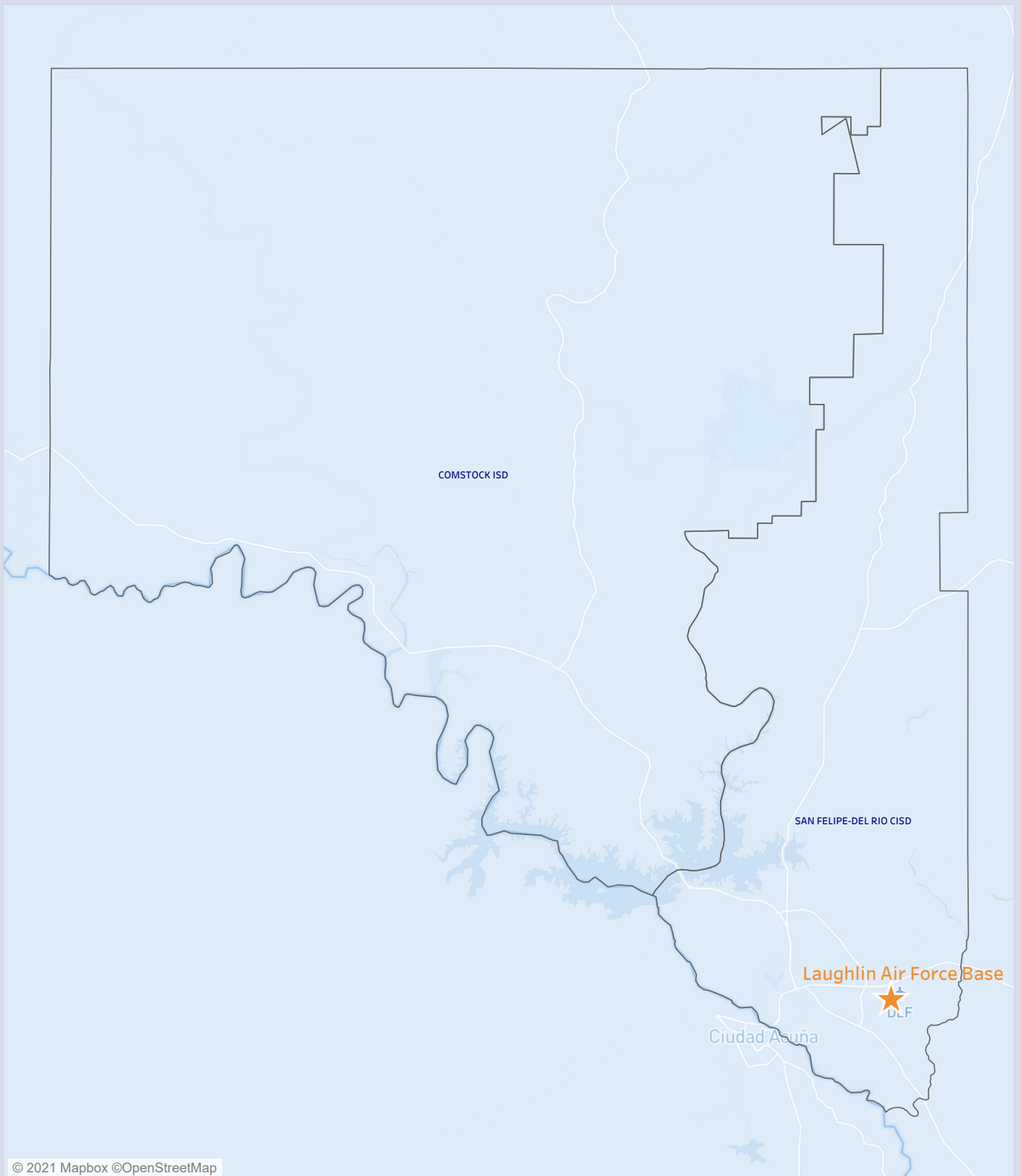
Additional notes:

- The education assessment cross references zip codes within the Military Housing Area (MHA) with zip codes of schools in the surrounding districts. Those school districts with zip codes that fall within the MHA of an installation are included in the analysis. In some locations, school district composition may have changed slightly due to the use of updated District IDs obtained from the Department of Education
- Graduation rates reflect a 4-year graduation, which was determined to be the expectation of Airmen, Guardians, and their families due to frequency of relocation
- The licensure assessment uses a checklist of licensure rules that states should have, and that they should avoid. For example, having a compact or temporary licensing rule and NOT having supervisory requirements are checklist items that lead to green. The Department of the Air Force reviewed state policies and programs intended to eliminate barriers to license portability for military spouses that were in effect as of 31 May 2021

For additional information on Education and Licensure assessment criteria, methodology and data sources, please see the Support of Military Families Background Information provided at www.af.mil under the Support to Families banner. All questions and feedback should be directed to SAF.MRR.Workflow@us.af.mil.

Laughlin Air Force Base, Texas

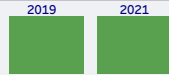
School Districts Map



Support of Military Families – 2021

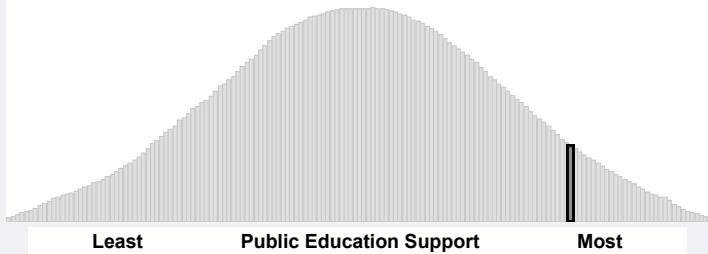
NAS Joint Reserve Base Fort Worth, Texas

Public Education *




Key: ■ ≤ 33.3% < ■ < 66.7% ≤ ■ (Percentile)

Comparison of all 157 Air Force Installations

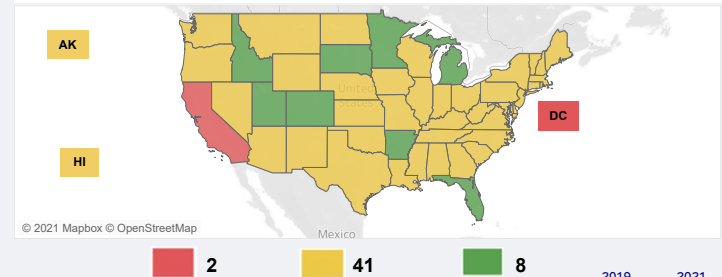


Licensure Portability




Key: ■ ≤ 1.50 < ■ < 4.00 ≤ ■ (Measure)

Licensure Portability in 50 States and DC



Accounting



Cosmetology



EMS



Engineering



Law



Nursing



Physical Therapy




Psychology



Teaching

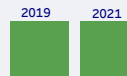


Other Professions



Data Source	Most Recent Survey Time Period Utilized	Date Last Updated
State Laws, State Executive Orders, State Bar and Supreme Court Rules (Licensure)	Through May 2021	May 31, 2021

Academic Performance Criteria



Graduation Rate



Student Learning Rate



School Climate Criteria



Chronic Absenteeism Rate



Suspension Rate



Service Offering Criteria



Pre-Kindergarten Availability



Student to Counselor Ratio



Student to Mental Health Support Ratio



Student to Nurse Ratio



Student to Teacher Ratio



Data Source	Most Recent Survey Time Period Utilized	Date Last Updated
Department of Education - Civil Rights Data Collection District and School Data	SY 2017-2018	October 2020
Department of Education - EDFacts Graduation Rates (District Level and School Level)	SY 2018-2019	November 2020
Department of Education - National Center for Education Statistics Common Core of Data Public Elementary / Secondary School Universe Survey Data	SY 2019-2020	March 2021
Department of Education - National Center for Education Statistics Common Core of Data (School Search)	SY 2018-19 School Details and Enrollment Characteristics	April 2020
	SY 2019-20 School Directory Information	July 2020
Center for Education Policy Analysis: Stanford Education Data Archive (SEDA)	SY 2008-2009 through SY2017-2018	February 2021

* Public Education is compiled using 60% Academic Performance, 20% School Climate, and 20% Service Offering.

Areas Requiring Additional Support

Public Education

Suspension Rate



Public Education

PreK



Public Education

Mental Health Support



Licensure Language

Professions

Substantial equivalence Issue license

Accounting, Cosmetology, Engineering, Psychology, Teaching



Support of Military Families – 2021

NAS Joint Reserve Base Fort Worth, Texas

Education and Licensure Assessment Narrative

Public Education:

(This assessment is a comparative analysis using colors to graphically display results for all criteria and categories. The colors are assigned using percentiles, divided into thirds, to provide information about a location's relative position compared to all other Department of the Air Force installations assessed)

- NAS JRB Fort Worth received an overall green rating for public education as it fell within the top 33 percent of all Air Force installations assessed with strong overall academic performance as the driving factor
- The areas with the lowest relative ranking which may require additional state/community support include suspension rate, pre-kindergarten availability, and student to mental health support ratio
- Change from 2019:** NAS JRB Fort Worth's overall education rating did not shift from 2019, however chronic absenteeism improved from yellow to green

Licensure Portability:

- The State of Texas received an overall yellow rating for licensure portability indicating the State statutes (primarily V.T.C.A., Occupations Code § 55.0041) contain barriers to licensure and certification portability for military spouses. This assessment was awarded for joining interstate compacts for Nursing, Physical Therapy and Psychology. The State also provides permanent licensure with no supervisory requirements for the Law profession
- Barriers still exist for Accounting, Cosmetology, EMS (REPLICA Compact), Engineering, Psychology (PSYPACT), and Teaching which all include "substantial equivalency" requirements. This allows acceptance of another state's license if the requirements for obtaining the license are sufficiently similar to their own State's requirements and precludes acceptance if the requirements are not similar. Other Occupations also have barriers as current statute does not exclude any other occupations from licensure portability burdens
- If you have additional information or recently made changes to your State's licensure statutes, you can send the updated information to SAF.MRR.Workflow@us.af.mil for consideration and potential changes to the assessment
- Change from 2019:** Despite improving accessibility through user friendly online applications, there were no changes to the State's statute and no change from the 2019 assessment

Additional notes:

- The education assessment cross references zip codes within the Military Housing Area (MHA) with zip codes of schools in the surrounding districts. Those school districts with zip codes that fall within the MHA of an installation are included in the analysis. In some locations, school district composition may have changed slightly due to the use of updated District IDs obtained from the Department of Education
- Graduation rates reflect a 4-year graduation, which was determined to be the expectation of Airmen, Guardians, and their families due to frequency of relocation
- The licensure assessment uses a checklist of licensure rules that states should have, and that they should avoid. For example, having a compact or temporary licensing rule and NOT having supervisory requirements are checklist items that lead to green. The Department of the Air Force reviewed state policies and programs intended to eliminate barriers to license portability for military spouses that were in effect as of 31 May 2021

For additional information on Education and Licensure assessment criteria, methodology and data sources, please see the Support of Military Families Background Information provided at www.af.mil under the Support to Families banner. All questions and feedback should be directed to SAF.MRR.Workflow@us.af.mil .

NAS Joint Reserve Base Fort Worth, Texas


School Districts Map



Support of Military Families – 2021

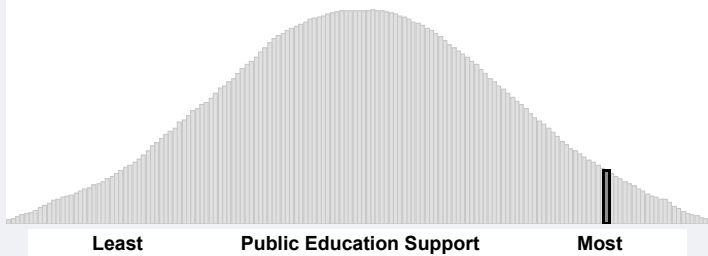
Sheppard Air Force Base, Texas

Public Education *

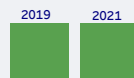


Key: ■ ≤ 33.3% < ■ < 66.7% ≤ ■ (Percentile)

Comparison of all 157 Air Force Installations



Academic Performance Criteria



Graduation Rate



Student Learning Rate



School Climate Criteria



Chronic Absenteeism Rate



Suspension Rate



Service Offering Criteria



Pre-Kindergarten Availability



Student to Counselor Ratio



Student to Mental Health Support Ratio



Student to Nurse Ratio




Student to Teacher Ratio



Data Source	Most Recent Survey Time Period Utilized	Date Last Updated
Department of Education - Civil Rights Data Collection District and School Data	SY 2017-2018	October 2020
Department of Education - EDFacts Graduation Rates (District Level and School Level)	SY 2018-2019	November 2020
Department of Education - National Center for Education Statistics Common Core of Data Public Elementary / Secondary School Universe Survey Data	SY 2019-2020	March 2021
Department of Education - National Center for Education Statistics Common Core of Data (School Search)	SY 2018-19 School Details and Enrollment Characteristics	April 2020
	SY 2019-20 School Directory Information	July 2020
Center for Education Policy Analysis: Stanford Education Data Archive (SEDA)	SY 2008-2009 through SY2017-2018	February 2021

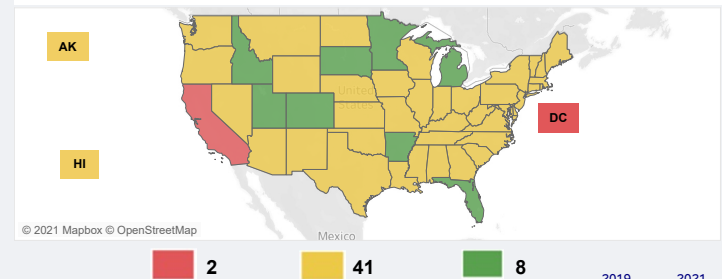
* Public Education is compiled using 60% Academic Performance, 20% School Climate, and 20% Service Offering.

Licensure Portability




Key: ■ ≤ 1.50 < ■ < 4.00 ≤ ■ (Measure)

Licensure Portability in 50 States and DC



Accounting



Cosmetology



EMS



Engineering



Law



Nursing



Physical Therapy



Psychology



Teaching



Other Professions



Data Source	Most Recent Survey Time Period Utilized	Date Last Updated
State Laws, State Executive Orders, State Bar and Supreme Court Rules (Licensure)	Through May 2021	May 31, 2021

Areas Requiring Additional Support

Public Education

Suspension Rate



Public Education

Mental Health Support



Public Education

Chronic Absenteeism



Licensure Language

Professions

Substantial equivalence Issue license

Accounting, Cosmetology, Engineering, Psychology, Teaching



Support of Military Families – 2021

Sheppard Air Force Base, Texas

Education and Licensure Assessment Narrative

Public Education:

(This assessment is a comparative analysis using colors to graphically display results for all criteria and categories. The colors are assigned using percentiles, divided into thirds, to provide information about a location's relative position compared to all other Department of the Air Force installations assessed)

- Sheppard AFB received an overall green rating for public education as it fell within the top 33 percent of all Air Force installations assessed with strong overall academic performance and service offering as the driving factors
- The areas with the lowest relative ranking which may require additional state/community support include suspension rate, student to mental health support ratio, and chronic absenteeism rate
- Change from 2019:** Sheppard's overall education rating did not shift from 2019, however overall service offering rating improved from yellow to green due to pre-kindergarten availability improving from red to green and student to counselor ratio improving from yellow to green. Additionally, the student to mental health support ratio shifted from yellow to red

Licensure Portability:

- The State of Texas received an overall yellow rating for licensure portability indicating the State statutes (primarily V.T.C.A., Occupations Code § 55.0041) contain barriers to licensure and certification portability for military spouses. This assessment was awarded for joining interstate compacts for Nursing, Physical Therapy and Psychology. The State also provides permanent licensure with no supervisory requirements for the Law profession
- Barriers still exist for Accounting, Cosmetology, EMS (REPLICA Compact), Engineering, Psychology (PSYPACT), and Teaching which all include "substantial equivalency" requirements. This allows acceptance of another state's license if the requirements for obtaining the license are sufficiently similar to their own State's requirements and precludes acceptance if the requirements are not similar. Other Occupations also have barriers as current statute does not exclude any other occupations from licensure portability burdens
- If you have additional information or recently made changes to your State's licensure statutes, you can send the updated information to SAF.MRR.Workflow@us.af.mil for consideration and potential changes to the assessment
- Change from 2019:** Despite improving accessibility through user friendly online applications, there were no changes to the State's statute and no change from the 2019 assessment

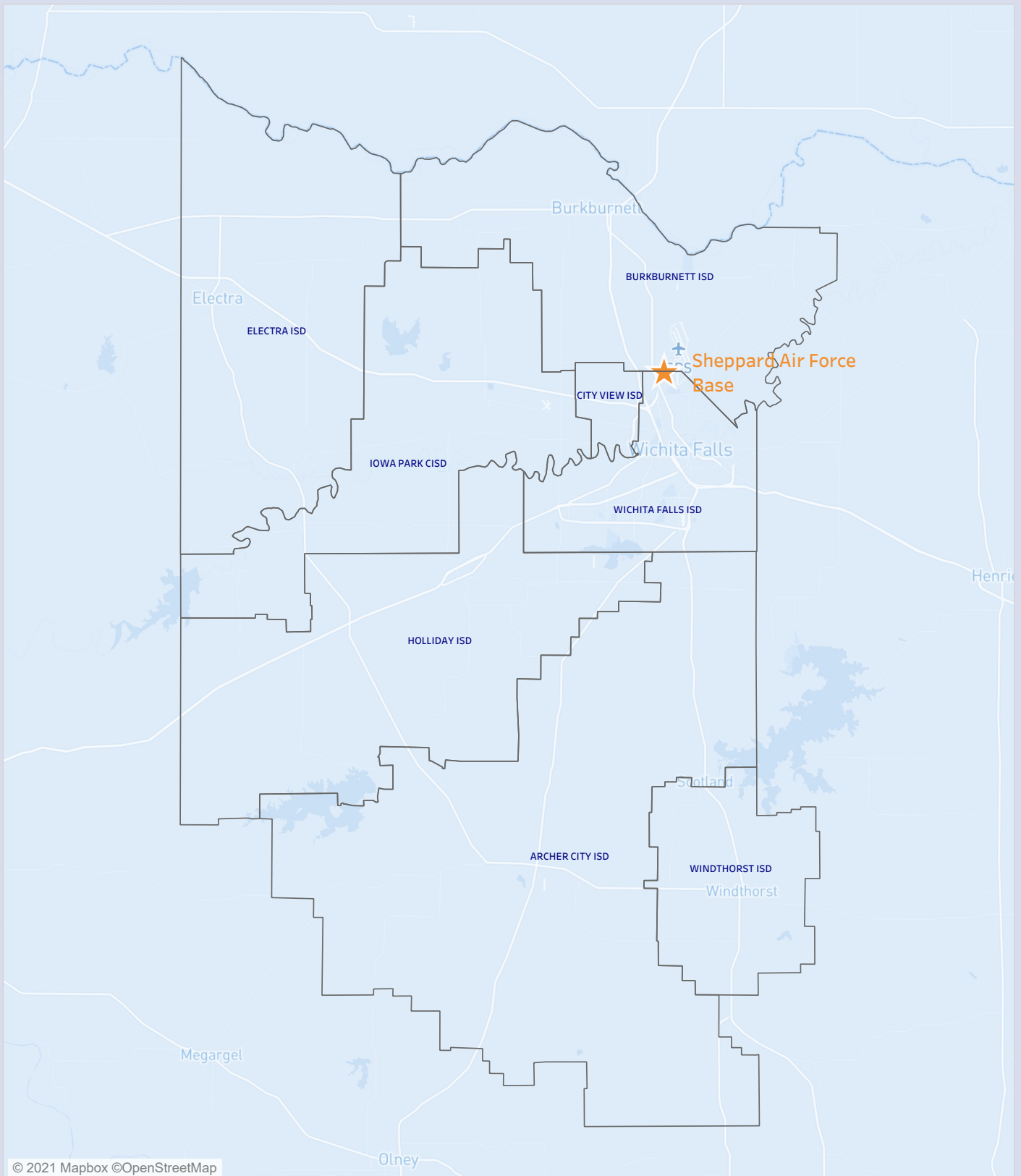
Additional notes:

- The education assessment cross references zip codes within the Military Housing Area (MHA) with zip codes of schools in the surrounding districts. Those school districts with zip codes that fall within the MHA of an installation are included in the analysis. In some locations, school district composition may have changed slightly due to the use of updated District IDs obtained from the Department of Education
- Graduation rates reflect a 4-year graduation, which was determined to be the expectation of Airmen, Guardians, and their families due to frequency of relocation
- The licensure assessment uses a checklist of licensure rules that states should have, and that they should avoid. For example, having a compact or temporary licensing rule and NOT having supervisory requirements are checklist items that lead to green. The Department of the Air Force reviewed state policies and programs intended to eliminate barriers to license portability for military spouses that were in effect as of 31 May 2021

For additional information on Education and Licensure assessment criteria, methodology and data sources, please see the Support of Military Families Background Information provided at www.af.mil under the Support to Families banner. All questions and feedback should be directed to SAF.MRR.Workflow@us.af.mil.

Sheppard Air Force Base, Texas

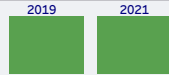
School Districts Map



Support of Military Families – 2021

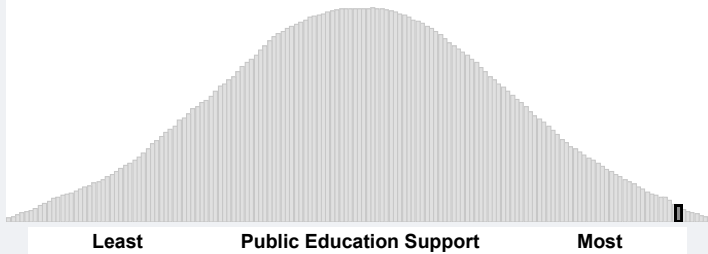
Hill Air Force Base, Utah

Public Education *

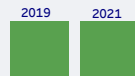


Key: ■ ≤ 33.3% < ■ < 66.7% ≤ ■ (Percentile)

Comparison of all 157 Air Force Installations



Academic Performance Criteria



Graduation Rate



Student Learning Rate



School Climate Criteria



Chronic Absenteeism Rate



Suspension Rate



Service Offering Criteria



Pre-Kindergarten Availability



Student to Counselor Ratio



Student to Mental Health Support Ratio




Student to Nurse Ratio



Student to Teacher Ratio

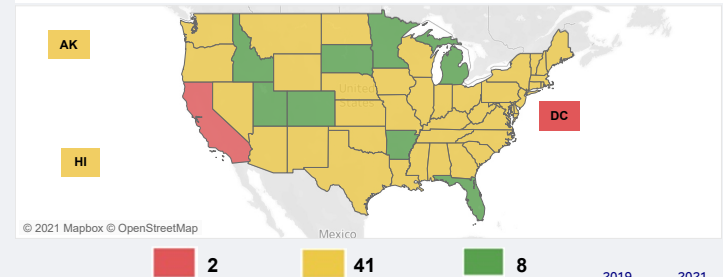


Licensure Portability

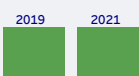


Key: ■ ≤ 1.50 < ■ < 4.00 ≤ ■ (Measure)

Licensure Portability in 50 States and DC



Accounting



Cosmetology



EMS



Engineering



Law



Nursing



Physical Therapy



Psychology



Teaching



Other Professions



Data Source	Most Recent Survey Time Period Utilized	Date Last Updated
State Laws, State Executive Orders, State Bar and Supreme Court Rules (Licensure)	Through May 2021	May 31, 2021

Areas Requiring Additional Support

Public Education

Student to Teacher



Public Education

Student Learning Rate



Public Education

Student to Counselor



Data Source	Most Recent Survey Time Period Utilized	Date Last Updated
Department of Education - Civil Rights Data Collection District and School Data	SY 2017-2018	October 2020
Department of Education - ED Facts Graduation Rates (District Level and School Level)	SY 2018-2019	November 2020
Department of Education - National Center for Education Statistics Common Core of Data Public Elementary / Secondary School Universe Survey Data	SY 2019-2020	March 2021
Department of Education - National Center for Education Statistics Common Core of Data (School Search)	SY 2018-19 School Details and Enrollment Characteristics	April 2020
	SY 2019-20 School Directory Information	July 2020
Center for Education Policy Analysis: Stanford Education Data Archive (SEDA)	SY 2008-2009 through SY2017-2018	February 2021

* Public Education is compiled using 60% Academic Performance, 20% School Climate, and 20% Service Offering.

Support of Military Families – 2021

Hill Air Force Base, Utah

Education and Licensure Assessment Narrative

Public Education:

(This assessment is a comparative analysis using colors to graphically display results for all criteria and categories. The colors are assigned using percentiles, divided into thirds, to provide information about a location's relative position compared to all other Department of the Air Force installations assessed)

- Hill AFB received an overall green rating for public education as it fell within the top 33 percent of all Air Force installations assessed with strong overall academic performance and school climate as the driving factors
- The areas with the lowest relative ranking which may require additional state/community support include student to teacher, student to nurse, and student to counselor ratios
- Change from 2019:** Hill's overall education rating did not shift from 2019, however, pre-kindergarten availability improved from yellow to green

Licensure Portability:

- The State of Utah received an overall green rating for licensure portability indicating the State statutes (SB 227) are effective in removing barriers to licensure and certification portability. Military spouses can easily transfer professional licenses and certificates from other states and sustain their careers. This assessment was awarded for joining interstate compacts for Nursing, Physical Therapy and Psychology occupations and providing universal acceptance for all other occupations. The State also provides permanent licensure to military spouses with no supervisory requirements for the Law profession
- If you have additional information or recently made changes to your State's licensure statutes, you can send the updated information to SAF.MRR.Workflow@us.af.mil for consideration and potential changes to the assessment
- Change from 2019:** While Utah joined the Audiology/Speech-Language Pathology Interstate Compact, there was no change from the 2019 assessment and no changes to the State's statute

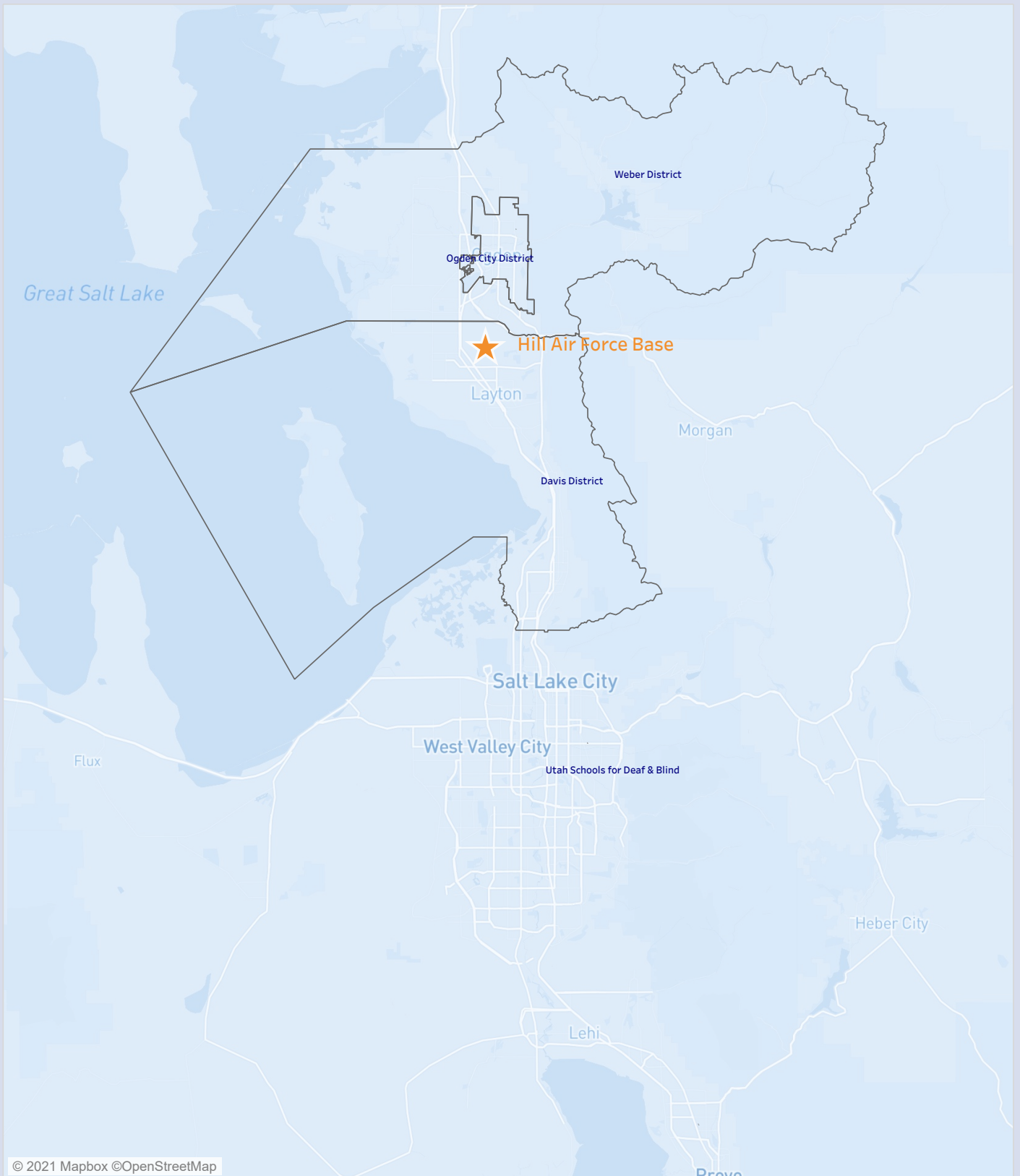
Additional notes:

- The education assessment cross references zip codes within the Military Housing Area (MHA) with zip codes of schools in the surrounding districts. Those school districts with zip codes that fall within the MHA of an installation are included in the analysis. In some locations, school district composition may have changed slightly due to the use of updated District IDs obtained from the Department of Education
- Graduation rates reflect a 4-year graduation, which was determined to be the expectation of Airmen, Guardians, and their families due to frequency of relocation
- The licensure assessment uses a checklist of licensure rules that states should have, and that they should avoid. For example, having a compact or temporary licensing rule and NOT having supervisory requirements are checklist items that lead to green. The Department of the Air Force reviewed state policies and programs intended to eliminate barriers to license portability for military spouses that were in effect as of 31 May 2021

For additional information on Education and Licensure assessment criteria, methodology and data sources, please see the Support of Military Families Background Information provided at www.af.mil under the Support to Families banner. All questions and feedback should be directed to SAF.MRR.Workflow@us.af.mil.

Hill Air Force Base, Utah

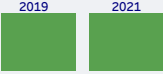
School Districts Map



Support of Military Families – 2021

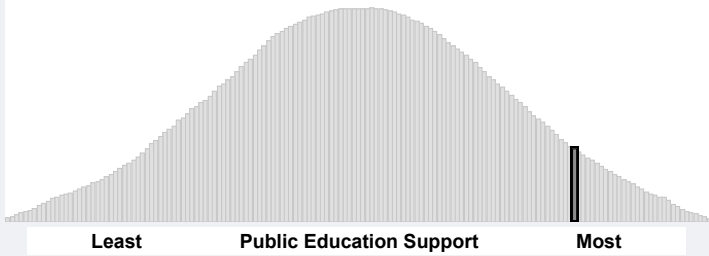
Wright Air National Guard Base, Utah

Public Education *



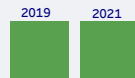
Key: ■ ≤ 33.3% < ■ < 66.7% ≤ ■ (Percentile)

Comparison of all 157 Air Force Installations



Least Public Education Support Most

Academic Performance Criteria



Graduation Rate



Student Learning Rate



School Climate Criteria



Chronic Absenteeism Rate



Suspension Rate



Service Offering Criteria



Pre-Kindergarten Availability



Student to Counselor Ratio



Student to Mental Health Support Ratio




Student to Nurse Ratio



Student to Teacher Ratio

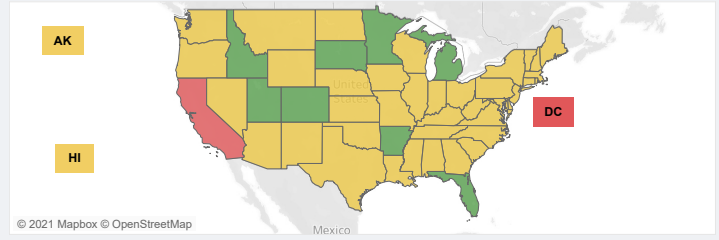


Licensure Portability



Key: ■ ≤ 1.50 < ■ < 4.00 ≤ ■ (Measure)

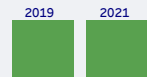
Licensure Portability in 50 States and DC



© 2021 Mapbox © OpenStreetMap

■ 2 ■ 41 ■ 8

Accounting



Cosmetology



EMS



Engineering



Law



Nursing



Physical Therapy



Psychology



Teaching



Other Professions



Data Source	Most Recent Survey Time Period Utilized	Date Last Updated
State Laws, State Executive Orders, State Bar and Supreme Court Rules (Licensure)	Through May 2021	May 31, 2021

Areas Requiring Additional Support

Public Education

Student to Teacher



Public Education

Student Learning Rate



Public Education

Student to Counselor



Data Source	Most Recent Survey Time Period Utilized	Date Last Updated
Department of Education - Civil Rights Data Collection District and School Data	SY 2017-2018	October 2020
Department of Education - EDFacts Graduation Rates (District Level and School Level)	SY 2018-2019	November 2020
Department of Education - National Center for Education Statistics Common Core of Data Public Elementary / Secondary School Universe Survey Data	SY 2019-2020	March 2021
Department of Education - National Center for Education Statistics Common Core of Data (School Search)	SY 2018-19 School Details and Enrollment Characteristics	April 2020
	SY 2019-20 School Directory Information	July 2020
Center for Education Policy Analysis: Stanford Education Data Archive (SEDA)	SY 2008-2009 through SY2017-2018	February 2021

* Public Education is compiled using 60% Academic Performance, 20% School Climate, and 20% Service Offering.

Support of Military Families – 2021

Wright Air National Guard Base, Utah

Education and Licensure Assessment Narrative

Public Education:

(This assessment is a comparative analysis using colors to graphically display results for all criteria and categories. The colors are assigned using percentiles, divided into thirds, to provide information about a location's relative position compared to all other Department of the Air Force installations assessed)

- Wright ANGB received an overall green rating for public education as it fell within the top 33 percent of all Air Force installations assessed with strong overall academic performance and school climate as the driving factors
- The areas with the lowest relative ranking which may require additional state/community support include student to teacher, student to nurse, and student to counselor ratios
- Change from 2019:** Wright's overall education rating did not shift from 2019, however pre-kindergarten availability shifted from green to yellow

Licensure Portability:

- The State of Utah received an overall green rating for licensure portability indicating the State statutes (SB 227) are effective in removing barriers to licensure and certification portability. Military spouses can easily transfer professional licenses and certificates from other states and sustain their careers. This assessment was awarded for joining interstate compacts for Nursing, Physical Therapy and Psychology occupations and providing universal acceptance for all other occupations. The State also provides permanent licensure to military spouses with no supervisory requirements for the Law profession
- If you have additional information or recently made changes to your State's licensure statutes, you can send the updated information to SAF.MRR.Workflow@us.af.mil for consideration and potential changes to the assessment
- Change from 2019:** While Utah joined the Audiology/Speech-Language Pathology Interstate Compact, there was no change from the 2019 assessment and no changes to the State's statute

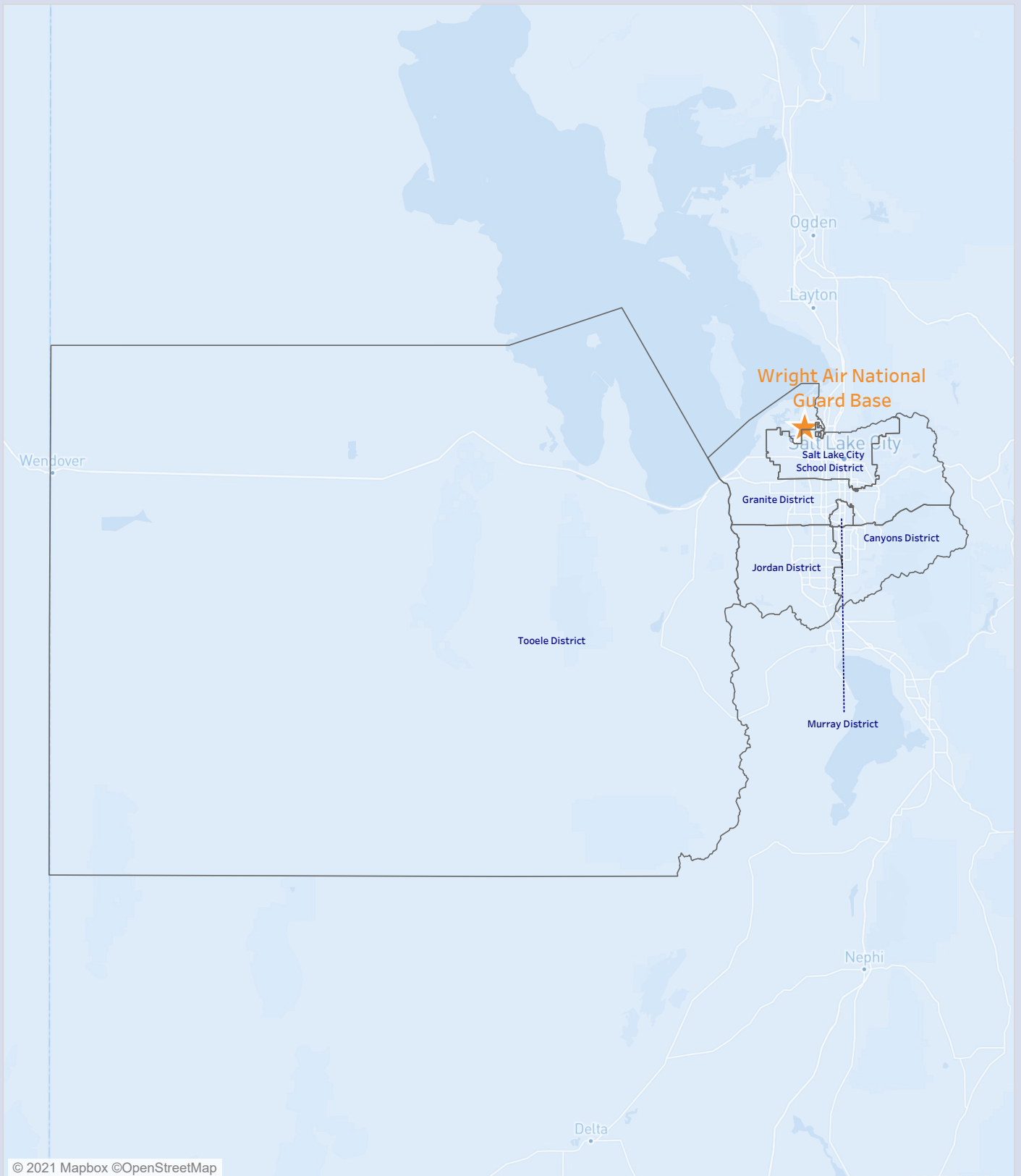
Additional notes:

- The education assessment cross references zip codes within the Military Housing Area (MHA) with zip codes of schools in the surrounding districts. Those school districts with zip codes that fall within the MHA of an installation are included in the analysis. In some locations, school district composition may have changed slightly due to the use of updated District IDs obtained from the Department of Education
- Graduation rates reflect a 4-year graduation, which was determined to be the expectation of Airmen, Guardians, and their families due to frequency of relocation
- The licensure assessment uses a checklist of licensure rules that states should have, and that they should avoid. For example, having a compact or temporary licensing rule and NOT having supervisory requirements are checklist items that lead to green. The Department of the Air Force reviewed state policies and programs intended to eliminate barriers to license portability for military spouses that were in effect as of 31 May 2021

For additional information on Education and Licensure assessment criteria, methodology and data sources, please see the Support of Military Families Background Information provided at www.af.mil under the Support to Families banner. All questions and feedback should be directed to SAF.MRR.Workflow@us.af.mil.

Wright Air National Guard Base, Utah

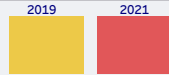
School Districts Map



Support of Military Families – 2021

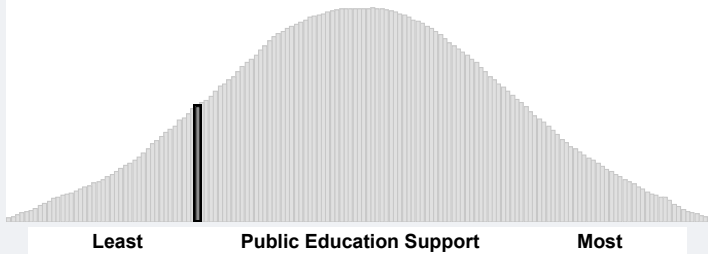
Joint Base Langley-Eustis, Virginia

Public Education *

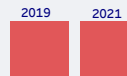


Key: ■ ≤ 33.3% < ■ < 66.7% ≤ ■ (Percentile)

Comparison of all 157 Air Force Installations



Academic Performance Criteria



Graduation Rate



Student Learning Rate



School Climate Criteria



Chronic Absenteeism Rate



Suspension Rate



Service Offering Criteria



Pre-Kindergarten Availability



Student to Counselor Ratio



Student to Mental Health Support Ratio




Student to Nurse Ratio



Student to Teacher Ratio

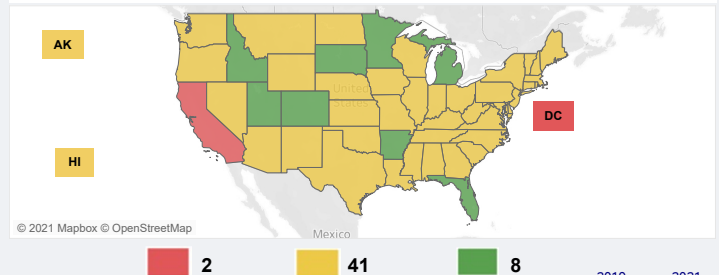


Licensure Portability

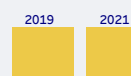


Key: ■ ≤ 1.50 < ■ < 4.00 ≤ ■ (Measure)

Licensure Portability in 50 States and DC



Accounting



Cosmetology



EMS



Engineering



Law



Nursing



Physical Therapy



Psychology



Teaching



Other Professions



Data Source	Most Recent Survey Time Period Utilized	Date Last Updated
State Laws, State Executive Orders, State Bar and Supreme Court Rules (Licensure)	Through May 2021	May 31, 2021

Data Source	Most Recent Survey Time Period Utilized	Date Last Updated
Department of Education - Civil Rights Data Collection District and School Data	SY 2017-2018	October 2020
Department of Education - EDFacts Graduation Rates (District Level and School Level)	SY 2018-2019	November 2020
Department of Education - National Center for Education Statistics Common Core of Data Public Elementary / Secondary School Universe Survey Data	SY 2019-2020	March 2021
Department of Education - National Center for Education Statistics Common Core of Data (School Search)	SY 2018-19 School Details and Enrollment Characteristics SY 2019-20 School Directory Information	April 2020 July 2020
Center for Education Policy Analysis: Stanford Education Data Archive (SEDA)	SY 2008-2009 through SY2017-2018	February 2021

* Public Education is compiled using 60% Academic Performance, 20% School Climate, and 20% Service Offering.

Areas Requiring Additional Support

Public Education

Growth Measure



Public Education

Suspension Rate



Public Education

Student to Counselor



Licensure Language

Professions

Supervisory Req w/ MS Rule

Law



Support of Military Families – 2021

Joint Base Langley-Eustis, Virginia

Education and Licensure Assessment Narrative

Public Education:

(This assessment is a comparative analysis using colors to graphically display results for all criteria and categories. The colors are assigned using percentiles, divided into thirds, to provide information about a location's relative position compared to all other Department of the Air Force installations assessed)

- JBLE received an overall red rating for public education as it fell within the bottom 33 percent of all Air Force installations assessed
- The areas with the lowest relative ranking which may require additional state/community support include student learning and suspension rates, and student to counselor ratio
- Change from 2019:** JBLE's overall education rating shifted from yellow to red, with the student to counselor ratio shifting from green to yellow

Licensure Portability:

- The State of Virginia received an overall yellow rating for licensure portability State statutes (primarily VA Code Ann. § 54.1-119) contain barriers to licensure and certification portability for military spouses. This assessment was awarded for joining interstate compacts for Nursing, Physical Therapy and Psychology occupations and universally accepting current EMS certification from all states
- Barriers remain for Accounting, Cosmetology, Engineering, Psychology (PSYPACT) and Teaching which all include "substantial equivalency" and experience requirements. This allows acceptance of another state's license if the requirements for obtaining the license are sufficiently similar to their own State's requirements and precludes acceptance if the requirements are not similar. Other Occupations have barriers as current statute does not exclude any other occupations from licensure portability burdens. The Law profession also has significant barriers as Virginia's rule includes supervisory requirements
- If you have additional information or recently made changes to your State's licensure statutes, you can send the updated information to SAF.MRR.Workflow@us.af.mil for consideration and potential changes to the assessment
- Change from 2019:** Virginia's licensure rating did not change from the 2019 assessment; however, the State did pass legislation joining the PSYPACT in 2020 and expediting the licensure process (VA Code Ann. § 54.1-119)

Additional notes:

- The education assessment cross references zip codes within the Military Housing Area (MHA) with zip codes of schools in the surrounding districts. Those school districts with zip codes that fall within the MHA of an installation are included in the analysis. In some locations, school district composition may have changed slightly due to the use of updated District IDs obtained from the Department of Education
- Graduation rates reflect a 4-year graduation, which was determined to be the expectation of Airmen, Guardians, and their families due to frequency of relocation
- The licensure assessment uses a checklist of licensure rules that states should have, and that they should avoid. For example, having a compact or temporary licensing rule and NOT having supervisory requirements are checklist items that lead to green. The Department of the Air Force reviewed state policies and programs intended to eliminate barriers to license portability for military spouses that were in effect as of 31 May 2021

For additional information on Education and Licensure assessment criteria, methodology and data sources, please see the Support of Military Families Background Information provided at www.af.mil under the Support to Families banner. All questions and feedback should be directed to SAF.MRR.Workflow@us.af.mil .

Joint Base Langley-Eustis, Virginia

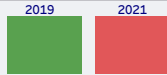
School Districts Map



Support of Military Families – 2021

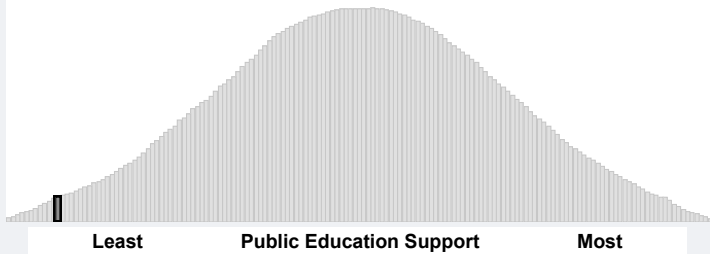
Burlington Air National Guard Base, Vermont

Public Education *

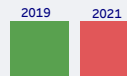


Key: ■ ≤ 33.3% < ■ < 66.7% ≤ ■ (Percentile)

Comparison of all 157 Air Force Installations



Academic Performance Criteria



Graduation Rate



Student Learning Rate



School Climate Criteria

Chronic Absenteeism Rate



Suspension Rate



Service Offering Criteria

Pre-Kindergarten Availability



Student to Counselor Ratio



Student to Mental Health Support Ratio



Student to Nurse Ratio




Student to Teacher Ratio



Data Source	Most Recent Survey Time Period Utilized	Date Last Updated
Department of Education - Civil Rights Data Collection District and School Data	SY 2017-2018	October 2020
Department of Education - EDFacts Graduation Rates (District Level and School Level)	SY 2018-2019	November 2020
Department of Education - National Center for Education Statistics Common Core of Data Public Elementary / Secondary School Universe Survey Data	SY 2019-2020	March 2021
Department of Education - National Center for Education Statistics Common Core of Data (School Search)	SY 2018-19 School Details and Enrollment Characteristics SY 2019-20 School Directory Information	April 2020 July 2020
Center for Education Policy Analysis: Stanford Education Data Archive (SEDA)	SY 2008-2009 through SY2017-2018	February 2021

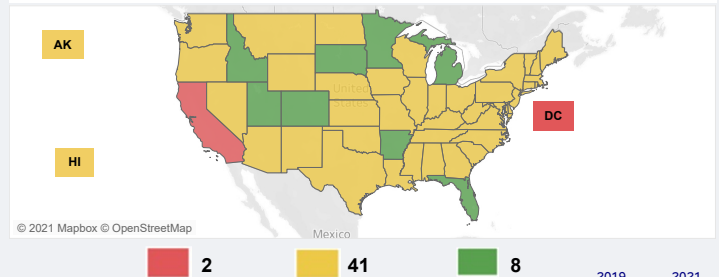
* Public Education is compiled using 60% Academic Performance, 20% School Climate, and 20% Service Offering.

Licensure Portability




Key: ■ ≤ 1.50 < ■ < 4.00 ≤ ■ (Measure)

Licensure Portability in 50 States and DC



Accounting



Cosmetology



EMS



Engineering



Law



Nursing



Physical Therapy



Psychology



Teaching



Other Professions



Data Source	Most Recent Survey Time Period Utilized	Date Last Updated
State Laws, State Executive Orders, State Bar and Supreme Court Rules (Licensure)	Through May 2021	May 31, 2021

Areas Requiring Additional Support

Public Education

Graduation Rates



Public Education

Chronic Absenteeism



Public Education

Suspension Rate



Licensure Language

Professions

No MS rule

Law



Support of Military Families – 2021

Burlington Air National Guard Base, Vermont

Education and Licensure Assessment Narrative

Public Education:

(This assessment is a comparative analysis using colors to graphically display results for all criteria and categories. The colors are assigned using percentiles, divided into thirds, to provide information about a location's relative position compared to all other Department of the Air Force installations assessed)

- Burlington ANGB received an overall red rating for public education as it fell within the bottom 33 percent of all Air Force installations assessed
- The areas with the lowest relative ranking which may require additional state/community support include graduation, chronic absenteeism, and suspension rates
- Change from 2019:** Burlington's overall education rating shifted from green to red. Overall academic performance shifted from green to red due to graduation rate shifting from green to red and student learning rate shifting from green to yellow. Additionally, overall school climate shifted from green to red due to chronic absenteeism shifting from green to red and suspension rate shifting from green to yellow. Finally, pre-kindergarten availability improved from yellow to green

Licensure Portability:

- The State of Vermont received an overall yellow rating for licensure portability indicating the State statutes (primarily 2014 Vermont Laws No. 177 [H. 681]) contain barriers to licensure and certification portability for military spouses. This assessment was awarded due to "substantial equivalency" requirements in statute. This allows acceptance of another state's license if the requirements for obtaining the license are sufficiently similar to their own State's requirements, and precludes acceptance if the requirements are not similar
- Barriers remain for Other Occupations as current statute does not exclude any other occupations from licensure portability burdens and Law as there are currently no rules established to accommodate licensing for military spouses in the legal profession
- If you have additional information or recently made changes to your State's licensure statutes, you can send the updated information to SAF.MRR.Workflow@us.af.mil for consideration and potential changes to the assessment
- Change from 2019:** Despite joining the Nurse Licensure Compact, there were no changes to Vermont's statutes and no change in the State's overall licensure rating

Additional notes:

- The education assessment cross references zip codes within the Military Housing Area (MHA) with zip codes of schools in the surrounding districts. Those school districts with zip codes that fall within the MHA of an installation are included in the analysis. In some locations, school district composition may have changed slightly due to the use of updated District IDs obtained from the Department of Education
- Graduation rates reflect a 4-year graduation, which was determined to be the expectation of Airmen, Guardians, and their families due to frequency of relocation
- The licensure assessment uses a checklist of licensure rules that states should have, and that they should avoid. For example, having a compact or temporary licensing rule and NOT having supervisory requirements are checklist items that lead to green. The Department of the Air Force reviewed state policies and programs intended to eliminate barriers to license portability for military spouses that were in effect as of 31 May 2021

For additional information on Education and Licensure assessment criteria, methodology and data sources, please see the Support of Military Families Background Information provided at www.af.mil under the Support to Families banner. All questions and feedback should be directed to SAF.MRR.Workflow@us.af.mil.

Burlington Air National Guard Base, Vermont

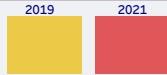
School Districts Map



Support of Military Families – 2021

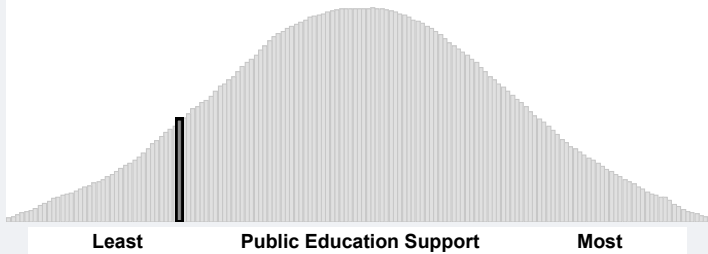
Fairchild Air Force Base, Washington

Public Education *

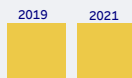


Key: ■ ≤ 33.3% < ■ < 66.7% ≤ ■ (Percentile)

Comparison of all 157 Air Force Installations



Academic Performance Criteria



Graduation Rate



Student Learning Rate



School Climate Criteria

Chronic Absenteeism Rate



Suspension Rate



Service Offering Criteria

Pre-Kindergarten Availability



Student to Counselor Ratio



Student to Mental Health Support Ratio



Student to Nurse Ratio




Student to Teacher Ratio



Data Source	Most Recent Survey Time Period Utilized	Date Last Updated
Department of Education - Civil Rights Data Collection District and School Data	SY 2017-2018	October 2020
Department of Education - EDFacts Graduation Rates (District Level and School Level)	SY 2018-2019	November 2020
Department of Education - National Center for Education Statistics Common Core of Data Public Elementary / Secondary School Universe Survey Data	SY 2019-2020	March 2021
Department of Education - National Center for Education Statistics Common Core of Data (School Search)	SY 2018-19 School Details and Enrollment Characteristics	April 2020
	SY 2019-20 School Directory Information	July 2020
Center for Education Policy Analysis: Stanford Education Data Archive (SEDA)	SY 2008-2009 through SY2017-2018	February 2021

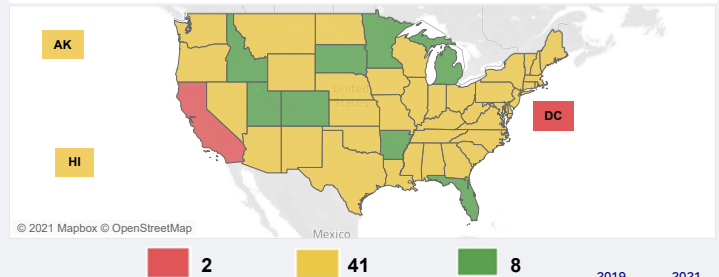
* Public Education is compiled using 60% Academic Performance, 20% School Climate, and 20% Service Offering.

Licensure Portability




Key: ■ ≤ 1.50 < ■ < 4.00 ≤ ■ (Measure)

Licensure Portability in 50 States and DC



Accounting




Cosmetology



EMS



Engineering



Law



Nursing




Physical Therapy



Psychology



Teaching



Other Professions



Data Source	Most Recent Survey Time Period Utilized	Date Last Updated
State Laws, State Executive Orders, State Bar and Supreme Court Rules (Licensure)	Through May 2021	May 31, 2021

Areas Requiring Additional Support

Public Education

Chronic Absenteeism



Public Education

Student to Teacher



Public Education

PreK



Licensure Language

Professions

Substantial equivalence Expedite license

Accounting, Cosmetology, Engineering, EMS, Nursing, Psychology, Teaching



Support of Military Families – 2021

Fairchild Air Force Base, Washington

Education and Licensure Assessment Narrative

Public Education:

(This assessment is a comparative analysis using colors to graphically display results for all criteria and categories. The colors are assigned using percentiles, divided into thirds, to provide information about a location's relative position compared to all other Department of the Air Force installations assessed)

- Fairchild AFB received an overall red rating for public education as it fell within the bottom 33 percent of all Air Force installations assessed
- The areas with the lowest relative ranking which may require additional state/community support include chronic absenteeism rate, student to teacher ratio, and pre-kindergarten availability
- Change from 2019:** Fairchild's overall education rating shifted from yellow to red due to student learning rate shifting from green to yellow, pre-kindergarten availability shifting from yellow to red, and student to mental health support shifting from green to yellow. Additionally, suspension and graduation rates improved from yellow to green

Licensure Portability:

- The State of Washington received an overall yellow rating for licensure portability indicating the State statutes (primarily RCWA 18.340.020) contain barriers to licensure and certification portability for military spouses. This assessment was awarded for joining an interstate compact for Physical Therapy and establishing procedures to expedite the issuance of licenses and certificates. Along with awarding permanent licensure with no supervisory requirements for the Law profession
- Barriers remain for Accounting, Cosmetology, Engineering, EMS, Nursing, Psychology, and Teaching which include "substantial equivalency" requirements. This allows acceptance of another state's license if the requirements for obtaining the license are sufficiently similar to their own State's requirements and precludes acceptance if the requirements are not similar. Other Occupations also have barriers as current statute does not exclude any other occupations from licensure portability burdens
- If you have additional information or recently made changes to your State's licensure statutes, you can send the updated information to SAF.MRR.Workflow@us.af.mil for consideration and potential changes to the assessment
- Change from 2019:** Despite the creation of a military spouse liaison, there were no changes to the State's statute and no change from the 2019 assessment

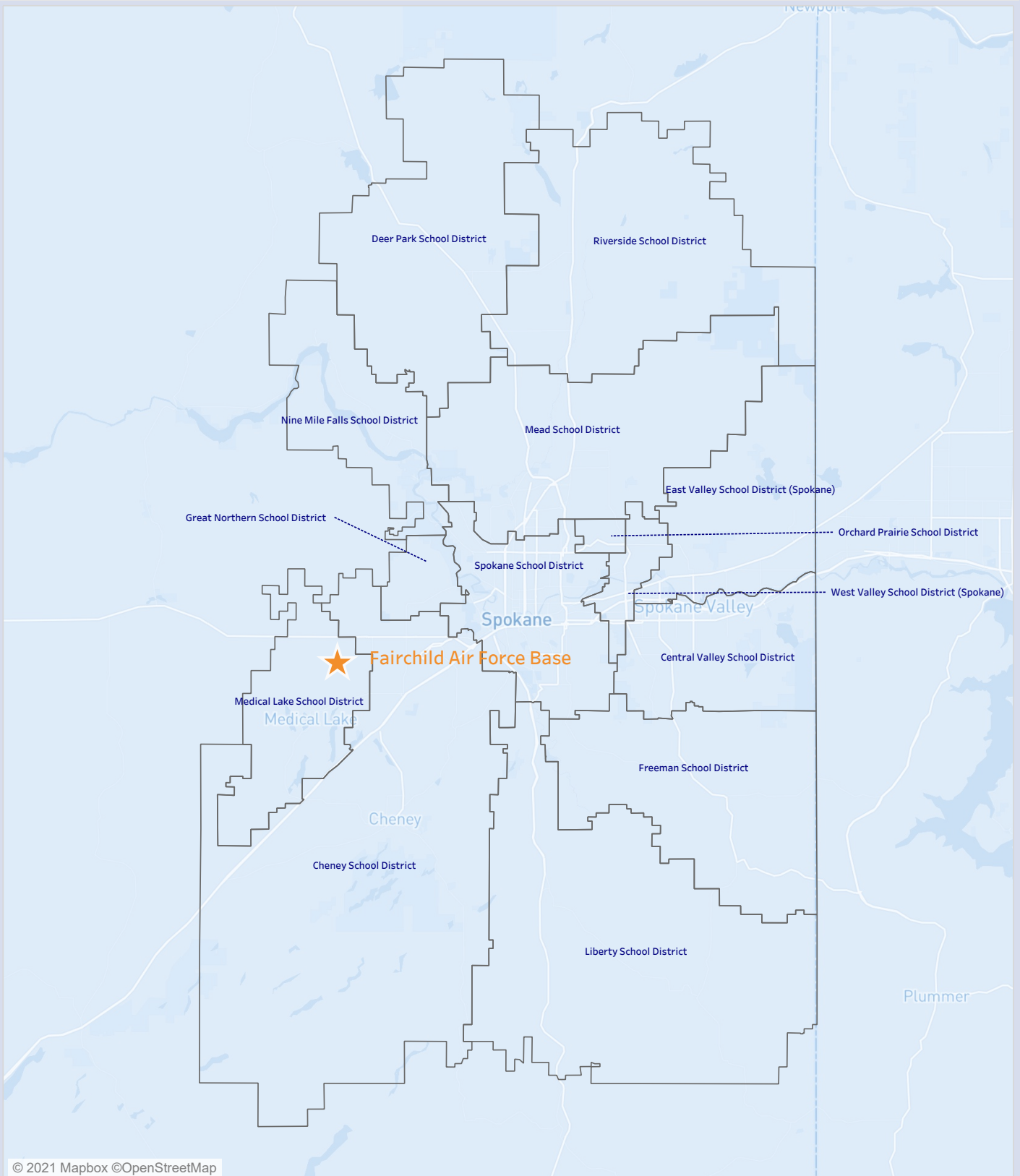
Additional notes:

- The education assessment cross references zip codes within the Military Housing Area (MHA) with zip codes of schools in the surrounding districts. Those school districts with zip codes that fall within the MHA of an installation are included in the analysis. In some locations, school district composition may have changed slightly due to the use of updated District IDs obtained from the Department of Education
- Graduation rates reflect a 4-year graduation, which was determined to be the expectation of Airmen, Guardians, and their families due to frequency of relocation
- The licensure assessment uses a checklist of licensure rules that states should have, and that they should avoid. For example, having a compact or temporary licensing rule and NOT having supervisory requirements are checklist items that lead to green. The Department of the Air Force reviewed state policies and programs intended to eliminate barriers to license portability for military spouses that were in effect as of 31 May 2021

For additional information on Education and Licensure assessment criteria, methodology and data sources, please see the Support of Military Families Background Information provided at www.af.mil under the Support to Families banner. All questions and feedback should be directed to SAF.MRR.Workflow@us.af.mil.

Fairchild Air Force Base, Washington

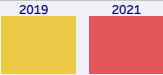
School Districts Map



Support of Military Families – 2021

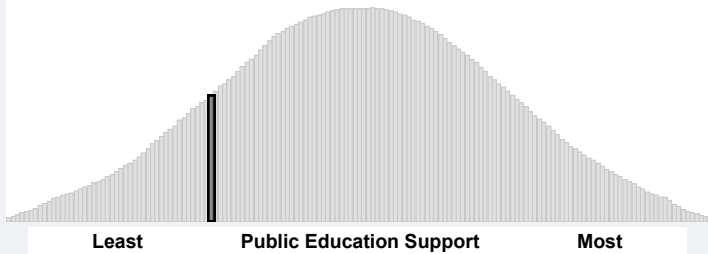
Joint Base Lewis-McChord, Washington

Public Education *




Key: ■ ≤ 33.3% < ■ < 66.7% ≤ ■ (Percentile)

Comparison of all 157 Air Force Installations

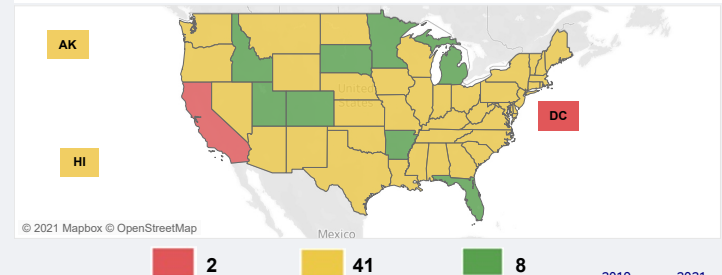


Licensure Portability

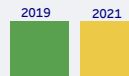


Key: ■ ≤ 1.50 < ■ < 4.00 ≤ ■ (Measure)

Licensure Portability in 50 States and DC



Academic Performance Criteria



Graduation Rate



Student Learning Rate



School Climate Criteria

Chronic Absenteeism Rate



Suspension Rate



Service Offering Criteria

Pre-Kindergarten Availability



Student to Counselor Ratio



Student to Mental Health Support Ratio



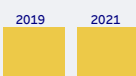
Student to Nurse Ratio



Student to Teacher Ratio



Accounting



Cosmetology



EMS



Engineering



Law



Nursing



Physical Therapy



Psychology



Teaching



Other Professions



Data Source	Most Recent Survey Time Period Utilized	Date Last Updated
State Laws, State Executive Orders, State Bar and Supreme Court Rules (Licensure)	Through May 2021	May 31, 2021

Data Source	Most Recent Survey Time Period Utilized	Date Last Updated
Department of Education - Civil Rights Data Collection District and School Data	SY 2017-2018	October 2020
Department of Education - EDFacts Graduation Rates (District Level and School Level)	SY 2018-2019	November 2020
Department of Education - National Center for Education Statistics Common Core of Data Public Elementary / Secondary School Universe Survey Data	SY 2019-2020	March 2021
Department of Education - National Center for Education Statistics Common Core of Data (School Search)	SY 2018-19 School Details and Enrollment Characteristics	April 2020
	SY 2019-20 School Directory Information	July 2020
Center for Education Policy Analysis: Stanford Education Data Archive (SEDA)	SY 2008-2009 through SY2017-2018	February 2021

* Public Education is compiled using 60% Academic Performance, 20% School Climate, and 20% Service Offering.

Areas Requiring Additional Support

Public Education

Chronic Absenteeism



Public Education

Student to Teacher



Public Education

Student to Nurse



Licensure Language

Professions

Substantial equivalence Expedite license

Accounting, Cosmetology, Engineering, EMS, Nursing, Psychology, Teaching



Support of Military Families – 2021

Joint Base Lewis-McChord, Washington

Education and Licensure Assessment Narrative

Public Education:

(This assessment is a comparative analysis using colors to graphically display results for all criteria and categories. The colors are assigned using percentiles, divided into thirds, to provide information about a location's relative position compared to all other Department of the Air Force installations assessed)

- JBLM received an overall yellow rating for public education as it fell within the middle 33 percent of all Air Force installations assessed
- The areas with the lowest relative ranking which may require additional state/community support include chronic absenteeism rate, student to teacher and student to nurse ratios
- **Change from 2019:** JBLM's overall education rating shifted from yellow to red as overall academic performance shifted from green to yellow due to student learning rate shifting from green to yellow. Additionally, pre-kindergarten availability shifted from yellow to red and suspension rate improved from yellow to green

Licensure Portability:

- The State of Washington received an overall yellow rating for licensure portability indicating the State statutes (primarily RCWA 18.340.020) contain barriers to licensure and certification portability for military spouses. This assessment was awarded for joining an interstate compact for Physical Therapy and establishing procedures to expedite the issuance of licenses and certificates. Along with awarding permanent licensure with no supervisory requirements for the Law profession
- Barriers remain for Accounting, Cosmetology, Engineering, EMS, Nursing, Psychology, and Teaching which include "substantial equivalency" requirements. This allows acceptance of another state's license if the requirements for obtaining the license are sufficiently similar to their own State's requirements and precludes acceptance if the requirements are not similar. Other Occupations also have barriers as current statute does not exclude any other occupations from licensure portability burdens
- If you have additional information or recently made changes to your State's licensure statutes, you can send the updated information to SAF.MRR.Workflow@us.af.mil for consideration and potential changes to the assessment
- **Change from 2019:** Despite the creation of a military spouse liaison, there were no changes to the State's statute and no change from the 2019 assessment

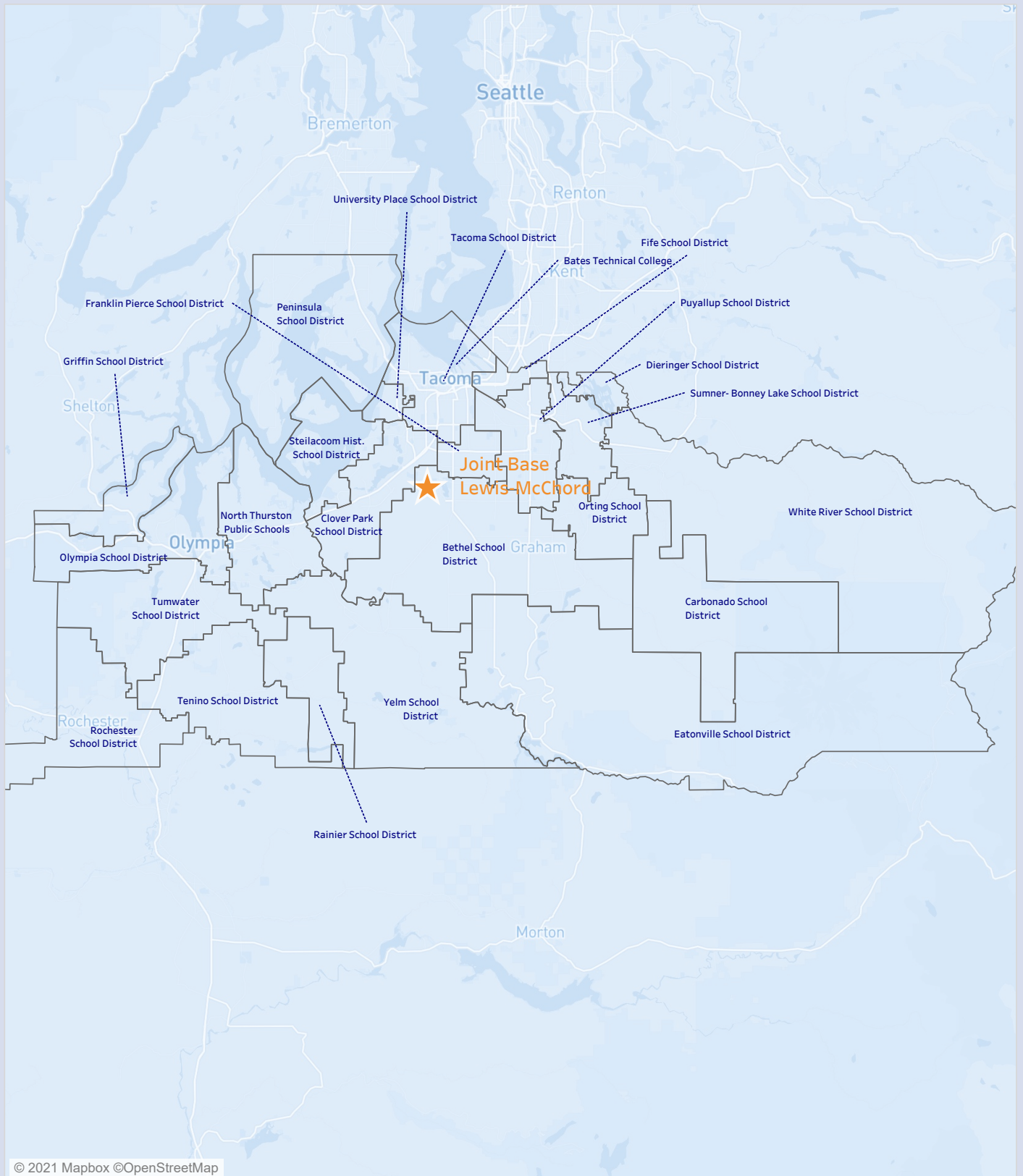
Additional notes:

- The education assessment cross references zip codes within the Military Housing Area (MHA) with zip codes of schools in the surrounding districts. Those school districts with zip codes that fall within the MHA of an installation are included in the analysis. In some locations, school district composition may have changed slightly due to the use of updated District IDs obtained from the Department of Education
- Graduation rates reflect a 4-year graduation, which was determined to be the expectation of Airmen, Guardians, and their families due to frequency of relocation
- The licensure assessment uses a checklist of licensure rules that states should have, and that they should avoid. For example, having a compact or temporary licensing rule and NOT having supervisory requirements are checklist items that lead to green. The Department of the Air Force reviewed state policies and programs intended to eliminate barriers to license portability for military spouses that were in effect as of 31 May 2021

For additional information on Education and Licensure assessment criteria, methodology and data sources, please see the Support of Military Families Background Information provided at www.af.mil under the Support to Families banner. All questions and feedback should be directed to SAF.MRR.Workflow@us.af.mil.

Joint Base Lewis-McChord, Washington


School Districts Map



Support of Military Families – 2021

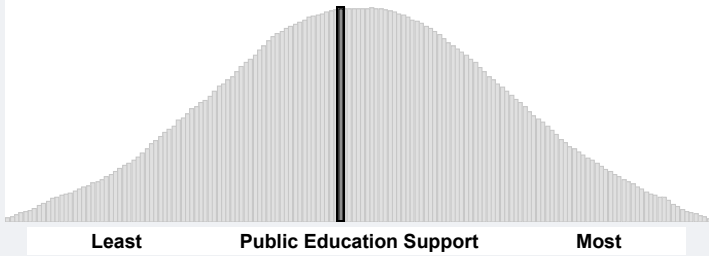
General Mitchell Field, Wisconsin

Public Education *



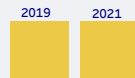
Key: ■ ≤ 33.3% < ■ < 66.7% ≤ ■ (Percentile)

Comparison of all 157 Air Force Installations



Least Public Education Support Most

Academic Performance Criteria



Graduation Rate



Student Learning Rate



School Climate Criteria

Chronic Absenteeism Rate



Suspension Rate



Service Offering Criteria

Pre-Kindergarten Availability



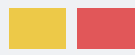
Student to Counselor Ratio



Student to Mental Health Support Ratio




Student to Nurse Ratio



Student to Teacher Ratio

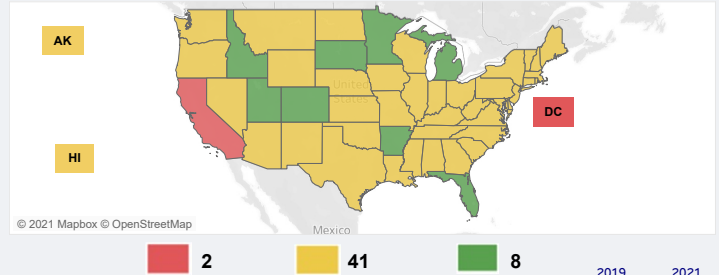


Licensure Portability



Key: ■ ≤ 1.50 < ■ < 4.00 ≤ ■ (Measure)

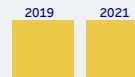
Licensure Portability in 50 States and DC



© 2021 Mapbox © OpenStreetMap



Accounting



Cosmetology



EMS



Engineering



Law



Nursing



Physical Therapy



Psychology



Teaching



Other Professions



Data Source	Most Recent Survey Time Period Utilized	Date Last Updated
State Laws, State Executive Orders, State Bar and Supreme Court Rules (Licensure)	Through May 2021	May 31, 2021

Data Source	Most Recent Survey Time Period Utilized	Date Last Updated
Department of Education - Civil Rights Data Collection District and School Data	SY 2017-2018	October 2020
Department of Education - EDfacts Graduation Rates (District Level and School Level)	SY 2018-2019	November 2020
Department of Education - National Center for Education Statistics Common Core of Data Public Elementary / Secondary School Universe Survey Data	SY 2019-2020	March 2021
Department of Education - National Center for Education Statistics Common Core of Data (School Search)	SY 2018-19 School Details and Enrollment Characteristics SY 2019-20 School Directory Information	April 2020 July 2020
Center for Education Policy Analysis: Stanford Education Data Archive (SEDA)	SY 2008-2009 through SY2017-2018	February 2021

* Public Education is compiled using 60% Academic Performance, 20% School Climate, and 20% Service Offering.

Areas Requiring Additional Support

Public Education

Chronic Absenteeism



Public Education

Student to Counselor



Public Education

Graduation Rates



Licensure Language

Professions

No MS rule

Law



Support of Military Families – 2021

General Mitchell Field, Wisconsin

Education and Licensure Assessment Narrative

Public Education:

(This assessment is a comparative analysis using colors to graphically display results for all criteria and categories. The colors are assigned using percentiles, divided into thirds, to provide information about a location's relative position compared to all other Department of the Air Force installations assessed)

- General Mitchell Field received an overall yellow rating for public education as it fell within the middle 33 percent of all Air Force installations assessed
- The areas with the lowest relative ranking which may require additional state/community support include chronic absenteeism rate, student to counselor ratio, and graduation rate
- Change from 2019:** General Mitchell Field's overall education rating did not shift from 2019, however the overall service offering shifted from green to yellow due to the student to nurse ratio shifting from yellow to red

Licensure Portability:

- The State of Wisconsin received an overall yellow rating for licensure portability indicating the State statutes (primarily W.S.A. 440.09) contain barriers to licensure and certification portability for military spouses. This assessment was awarded for joining interstate compacts for Nursing and Physical Therapy occupations, and providing current certification as a National Registry EMT for the EMS profession
- Barriers remain for Accounting, Cosmetology, Engineering, Psychology, and Teaching given licensing boards may impart additional requirements at their discretion. Other Occupations also have barriers as current statute does not exclude any other occupations from licensure portability burdens and Law has significant barriers as there are currently no rules established to accommodate licensing for military spouses in the legal profession
- Although Wisconsin has enacted legislation to join the Physical Therapy Compact, as of the time of this assessment, the compact benefits are not yet being provided to military spouses as additional requirements need to be met in order for Wisconsin to fully receive all of the compact privileges
- If you have additional information or recently made changes to your State's licensure statutes, you can send the updated information to SAF.MRR.Workflow@us.af.mil for consideration and potential changes to the assessment
- Change from 2019:** Despite improvements from AB731 and joining the Physical Therapy Licensure Compact, there was no change from Wisconsin's overall 2019 assessment

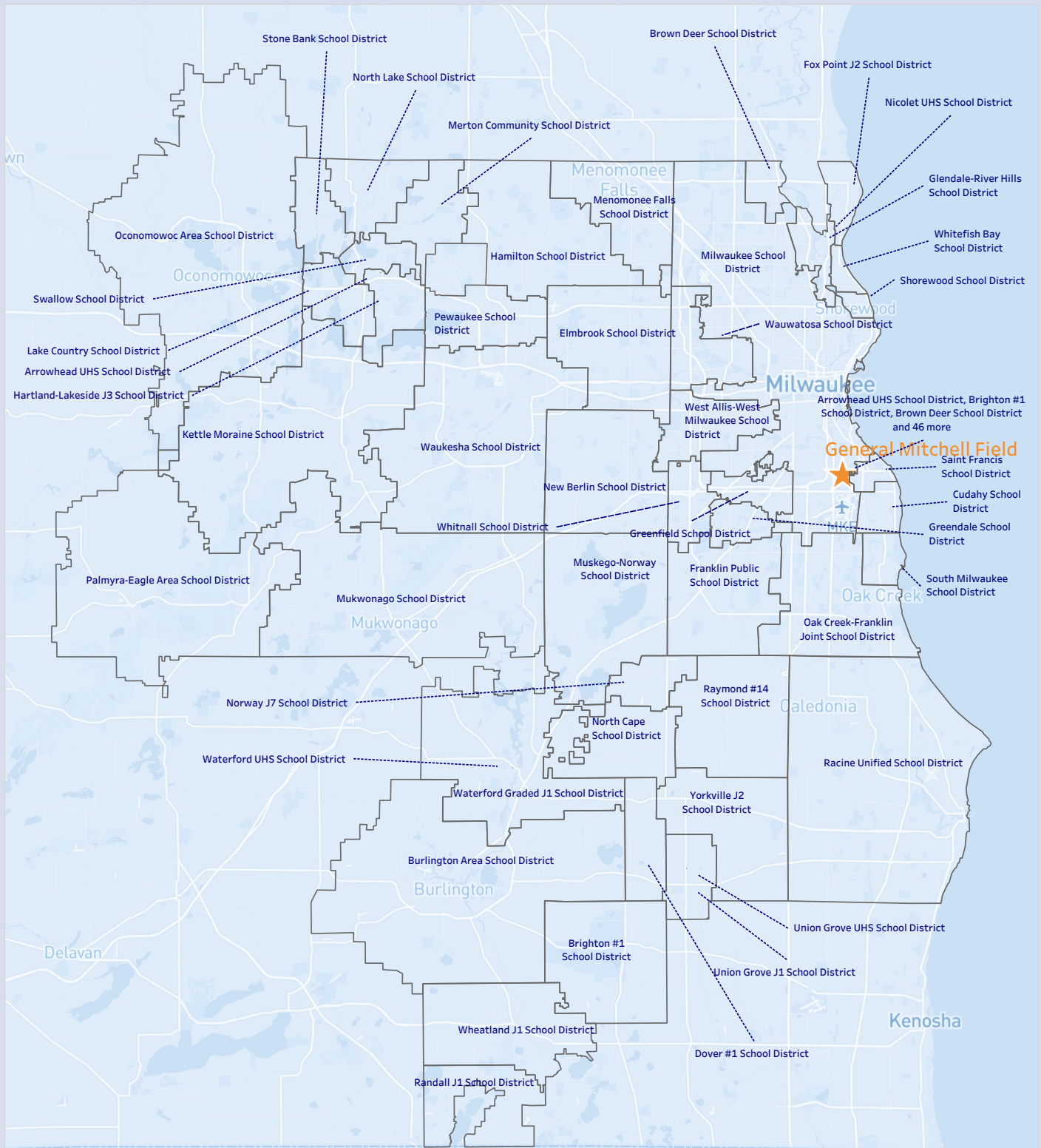
Additional notes:

- The education assessment cross references zip codes within the Military Housing Area (MHA) with zip codes of schools in the surrounding districts. Those school districts with zip codes that fall within the MHA of an installation are included in the analysis. In some locations, school district composition may have changed slightly due to the use of updated District IDs obtained from the Department of Education
- Graduation rates reflect a 4-year graduation, which was determined to be the expectation of Airmen, Guardians, and their families due to frequency of relocation
- The licensure assessment uses a checklist of licensure rules that states should have, and that they should avoid. For example, having a compact or temporary licensing rule and NOT having supervisory requirements are checklist items that lead to green. The Department of the Air Force reviewed state policies and programs intended to eliminate barriers to license portability for military spouses that were in effect as of 31 May 2021

For additional information on Education and Licensure assessment criteria, methodology and data sources, please see the Support of Military Families Background Information provided at www.af.mil under the Support to Families banner. All questions and feedback should be directed to SAF.MRR.Workflow@us.af.mil.

General Mitchell Field, Wisconsin


School Districts Map



Support of Military Families – 2021

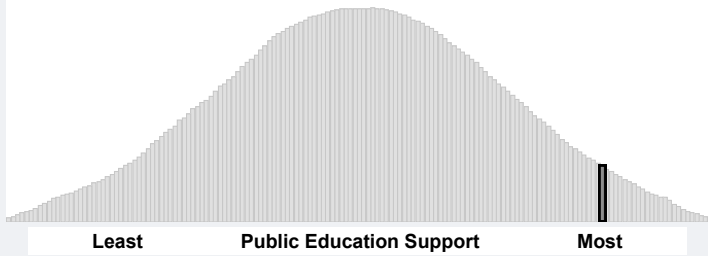
Truax Field Air National Guard Base, Wisconsin

Public Education *

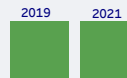


Key: ■ ≤ 33.3% < ■ < 66.7% ≤ ■ (Percentile)

Comparison of all 157 Air Force Installations



Academic Performance Criteria



Graduation Rate



Student Learning Rate



School Climate Criteria



Chronic Absenteeism Rate



Suspension Rate



Service Offering Criteria



Pre-Kindergarten Availability



Student to Counselor Ratio



Student to Mental Health Support Ratio




Student to Nurse Ratio



Student to Teacher Ratio

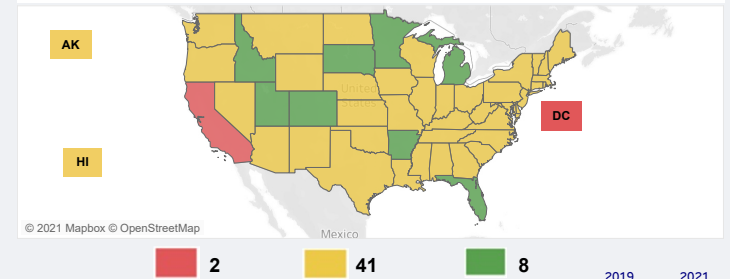


Licensure Portability




Key: ■ ≤ 1.50 < ■ < 4.00 ≤ ■ (Measure)

Licensure Portability in 50 States and DC



Accounting



Cosmetology



EMS



Engineering



Law



Nursing



Physical Therapy



Psychology



Teaching



Other Professions



Data Source	Most Recent Survey Time Period Utilized	Date Last Updated
State Laws, State Executive Orders, State Bar and Supreme Court Rules (Licensure)	Through May 2021	May 31, 2021

Data Source	Most Recent Survey Time Period Utilized	Date Last Updated
Department of Education - Civil Rights Data Collection District and School Data	SY 2017-2018	October 2020
Department of Education - EDfacts Graduation Rates (District Level and School Level)	SY 2018-2019	November 2020
Department of Education - National Center for Education Statistics Common Core of Data Public Elementary / Secondary School Universe Survey Data	SY 2019-2020	March 2021
Department of Education - National Center for Education Statistics Common Core of Data (School Search)	SY 2018-19 School Details and Enrollment Characteristics	April 2020
	SY 2019-20 School Directory Information	July 2020
Center for Education Policy Analysis: Stanford Education Data Archive (SEDA)	SY 2008-2009 through SY2017-2018	February 2021

* Public Education is compiled using 60% Academic Performance, 20% School Climate, and 20% Service Offering.

Areas Requiring Additional Support

Public Education

Student to Counselor



Public Education

PreK



Public Education

Chronic Absenteeism



Licensure Language

Professions

No MS rule

Law



Support of Military Families – 2021

Truax Field Air National Guard Base, Wisconsin

Education and Licensure Assessment Narrative

Public Education:

(This assessment is a comparative analysis using colors to graphically display results for all criteria and categories. The colors are assigned using percentiles, divided into thirds, to provide information about a location's relative position compared to all other Department of the Air Force installations assessed)

- Truax Field ANGB received an overall green rating for public education as it fell within the top 33 percent of all Air Force installations assessed with strong overall academic performance, school climate and service offering as the driving factors
- The areas with the lowest relative ranking which may require additional state/community support include student to counselor ratio, pre-kindergarten availability, and chronic absenteeism rate
- Change from 2019:** Truax Field's overall education rating did not shift from 2019

Licensure Portability:

- The State of Wisconsin received an overall yellow rating for licensure portability indicating the State statutes (primarily W.S.A. 440.09) contain barriers to licensure and certification portability for military spouses. This assessment was awarded for joining interstate compacts for Nursing and Physical Therapy occupations, and providing current certification as a National Registry EMT for the EMS profession
- Barriers remain for Accounting, Cosmetology, Engineering, Psychology, and Teaching given licensing boards may impart additional requirements at their discretion. Other Occupations also have barriers as current statute does not exclude any other occupations from licensure portability burdens and Law has significant barriers as there are currently no rules established to accommodate licensing for military spouses in the legal profession
- Although Wisconsin has enacted legislation to join the Physical Therapy Compact, as of the time of this assessment, the compact benefits are not yet being provided to military spouses as additional requirements need to be met in order for Wisconsin to fully receive all of the compact privileges
- If you have additional information or recently made changes to your State's licensure statutes, you can send the updated information to SAF.MRR.Workflow@us.af.mil for consideration and potential changes to the assessment
- Change from 2019:** Despite improvements from AB731 and joining the Physical Therapy Licensure Compact, there was no change from Wisconsin's overall 2019 assessment

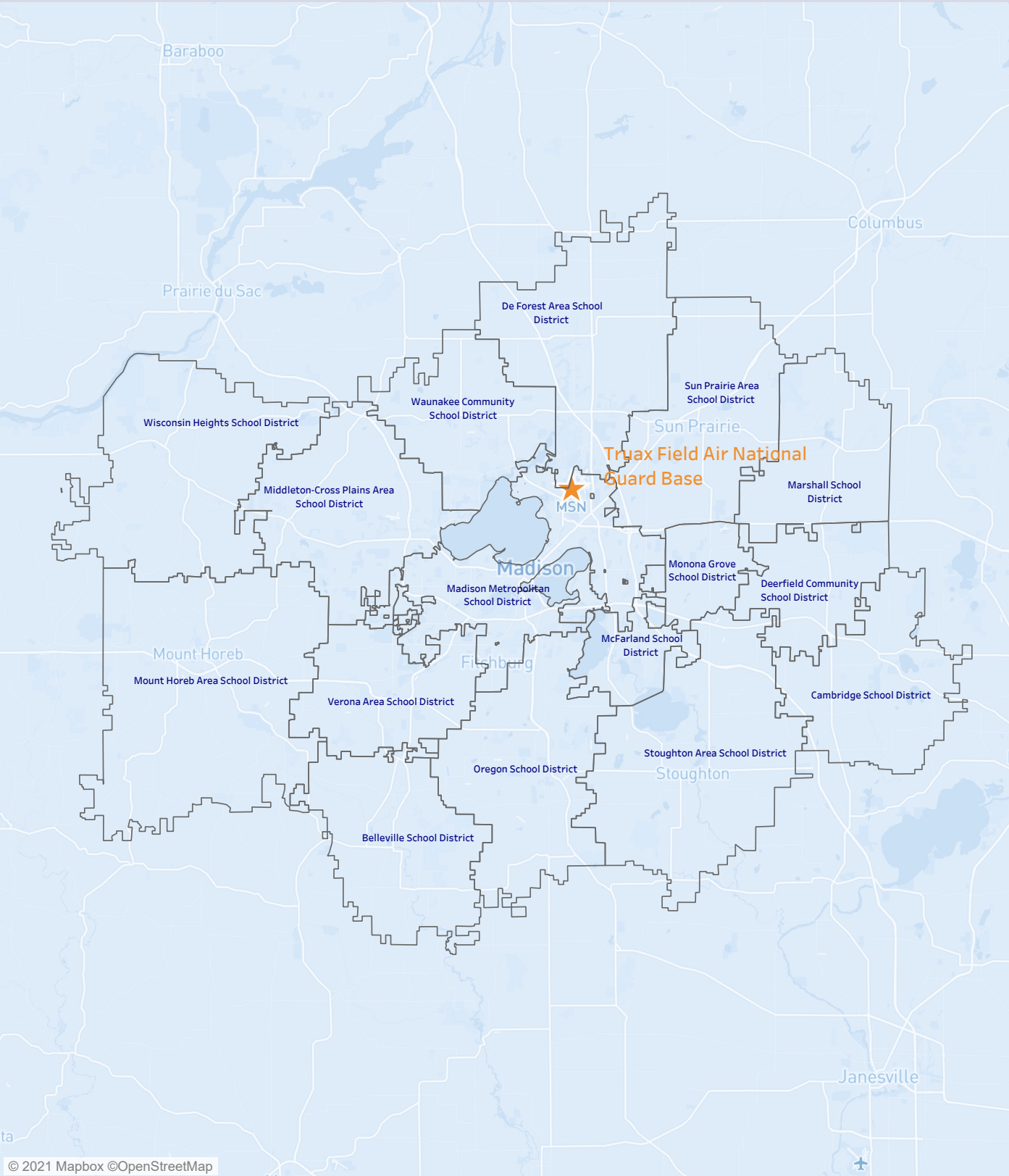
Additional notes:

- The education assessment cross references zip codes within the Military Housing Area (MHA) with zip codes of schools in the surrounding districts. Those school districts with zip codes that fall within the MHA of an installation are included in the analysis. In some locations, school district composition may have changed slightly due to the use of updated District IDs obtained from the Department of Education
- Graduation rates reflect a 4-year graduation, which was determined to be the expectation of Airmen, Guardians, and their families due to frequency of relocation
- The licensure assessment uses a checklist of licensure rules that states should have, and that they should avoid. For example, having a compact or temporary licensing rule and NOT having supervisory requirements are checklist items that lead to green. The Department of the Air Force reviewed state policies and programs intended to eliminate barriers to license portability for military spouses that were in effect as of 31 May 2021

For additional information on Education and Licensure assessment criteria, methodology and data sources, please see the Support of Military Families Background Information provided at www.af.mil under the Support to Families banner. All questions and feedback should be directed to SAF.MRR.Workflow@us.af.mil.

Truax Field Air National Guard Base, Wisconsin


School Districts Map



Support of Military Families – 2021

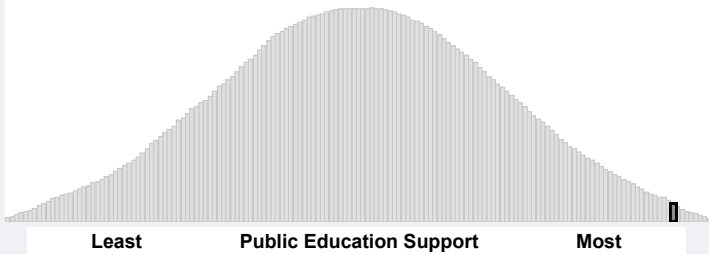
Volk Field Air National Guard Base, Wisconsin

Public Education *

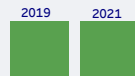


Key: ■ ≤ 33.3% < ■ < 66.7% ≤ ■ (Percentile)

Comparison of all 157 Air Force Installations



Academic Performance Criteria



Graduation Rate



Student Learning Rate



School Climate Criteria



Chronic Absenteeism Rate



Suspension Rate



Service Offering Criteria



Pre-Kindergarten Availability



Student to Counselor Ratio



Student to Mental Health Support Ratio




Student to Nurse Ratio



Student to Teacher Ratio

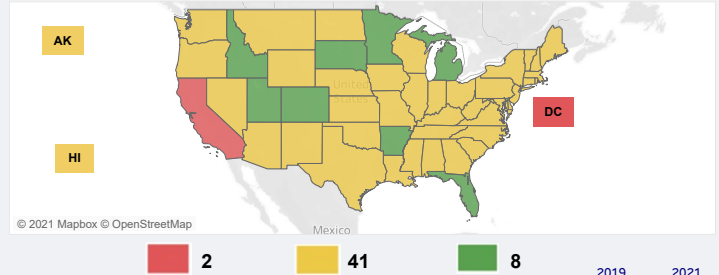


Licensure Portability

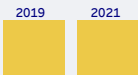


Key: ■ ≤ 1.50 < ■ < 4.00 ≤ ■ (Measure)

Licensure Portability in 50 States and DC



Accounting



Cosmetology




EMS



Engineering



Law



Nursing



Physical Therapy



Psychology



Teaching



Other Professions



Data Source	Most Recent Survey Time Period Utilized	Date Last Updated
State Laws, State Executive Orders, State Bar and Supreme Court Rules (Licensure)	Through May 2021	May 31, 2021

Data Source	Most Recent Survey Time Period Utilized	Date Last Updated
Department of Education - Civil Rights Data Collection District and School Data	SY 2017-2018	October 2020
Department of Education - EDFacts Graduation Rates (District Level and School Level)	SY 2018-2019	November 2020
Department of Education - National Center for Education Statistics Common Core of Data Public Elementary / Secondary School Universe Survey Data	SY 2019-2020	March 2021
Department of Education - National Center for Education Statistics Common Core of Data (School Search)	SY 2018-19 School Details and Enrollment Characteristics	April 2020
	SY 2019-20 School Directory Information	July 2020
Center for Education Policy Analysis: Stanford Education Data Archive (SEDA)	SY 2008-2009 through SY2017-2018	February 2021

* Public Education is compiled using 60% Academic Performance, 20% School Climate, and 20% Service Offering.

Areas Requiring Additional Support

Public Education

Student to Nurse



Public Education

Mental Health Support



Public Education

Chronic Absenteeism



Licensure Language

Professions

No MS rule

Law



Support of Military Families – 2021

Volk Field Air National Guard Base, Wisconsin

Education and Licensure Assessment Narrative

Public Education:

(This assessment is a comparative analysis using colors to graphically display results for all criteria and categories. The colors are assigned using percentiles, divided into thirds, to provide information about a location's relative position compared to all other Department of the Air Force installations assessed)

- Volk Field ANGB received an overall green rating for public education as it fell within the top 33 percent of all Air Force installations assessed with strong overall academic performance, school climate and service offering as the driving factors
- The areas with the lowest relative ranking which may require additional state/community support include student to nurse and student to mental health support ratios, and chronic absenteeism rate
- Change from 2019:** Volk Field's overall education rating did not shift from 2019, however, student learning rate and pre-kindergarten availability improved from yellow to green and student to counselor ratio improved from red to green. Additionally, the student to mental health support ratio shifted from green to yellow

Licensure Portability:

- The State of Wisconsin received an overall yellow rating for licensure portability indicating the State statutes (primarily W.S.A. 440.09) contain barriers to licensure and certification portability for military spouses. This assessment was awarded for joining interstate compacts for Nursing and Physical Therapy occupations, and providing current certification as a National Registry EMT for the EMS profession
- Barriers remain for Accounting, Cosmetology, Engineering, Psychology, and Teaching given licensing boards may impart additional requirements at their discretion. Other Occupations also have barriers as current statute does not exclude any other occupations from licensure portability burdens and Law has significant barriers as there are currently no rules established to accommodate licensing for military spouses in the legal profession
- Although Wisconsin has enacted legislation to join the Physical Therapy Compact, as of the time of this assessment, the compact benefits are not yet being provided to military spouses as additional requirements need to be met in order for Wisconsin to fully receive all of the compact privileges
- If you have additional information or recently made changes to your State's licensure statutes, you can send the updated information to SAF.MRR.Workflow@us.af.mil for consideration and potential changes to the assessment
- Change from 2019:** Despite improvements from AB731 and joining the Physical Therapy Licensure Compact, there was no change from Wisconsin's overall 2019 assessment

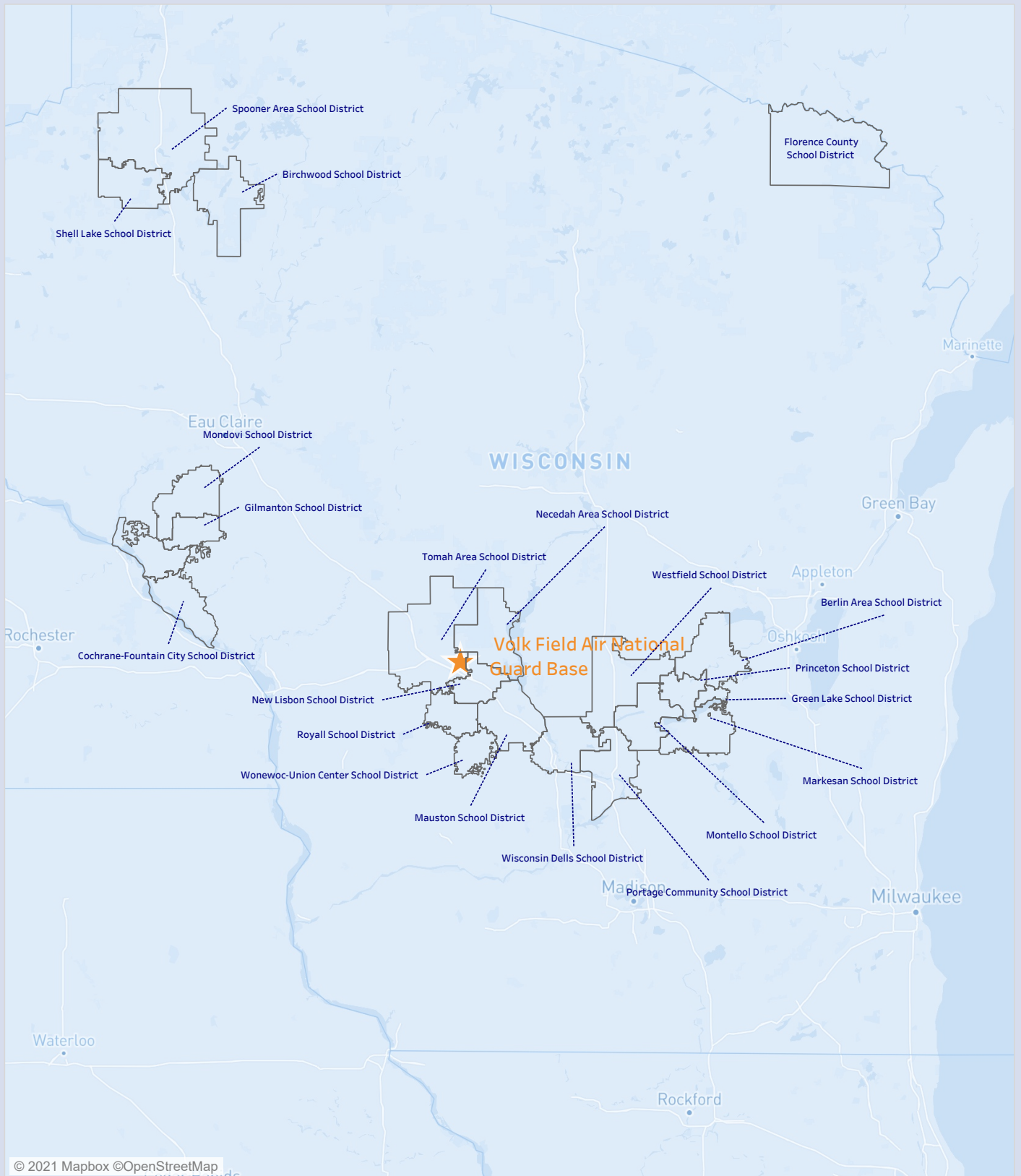
Additional notes:

- The education assessment cross references zip codes within the Military Housing Area (MHA) with zip codes of schools in the surrounding districts. Those school districts with zip codes that fall within the MHA of an installation are included in the analysis. In some locations, school district composition may have changed slightly due to the use of updated District IDs obtained from the Department of Education
- Graduation rates reflect a 4-year graduation, which was determined to be the expectation of Airmen, Guardians, and their families due to frequency of relocation
- The licensure assessment uses a checklist of licensure rules that states should have, and that they should avoid. For example, having a compact or temporary licensing rule and NOT having supervisory requirements are checklist items that lead to green. The Department of the Air Force reviewed state policies and programs intended to eliminate barriers to license portability for military spouses that were in effect as of 31 May 2021

For additional information on Education and Licensure assessment criteria, methodology and data sources, please see the Support of Military Families Background Information provided at www.af.mil under the Support to Families banner. All questions and feedback should be directed to SAF.MRR.Workflow@us.af.mil.

Volk Field Air National Guard Base, Wisconsin


School Districts Map



Support of Military Families – 2021

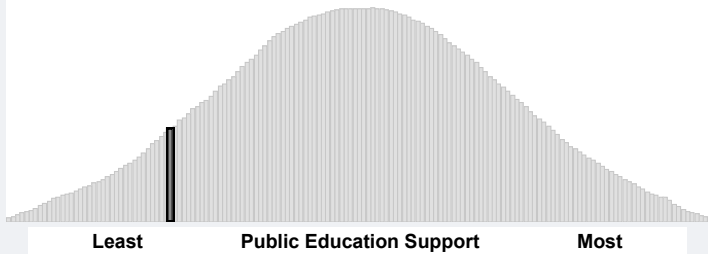
McLaughlin Air National Guard Base, West Virginia

Public Education *

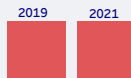


Key: ■ ≤ 33.3% < ■ < 66.7% ≤ ■ (Percentile)

Comparison of all 157 Air Force Installations



Academic Performance Criteria



Graduation Rate



Student Learning Rate



School Climate Criteria



Chronic Absenteeism Rate



Suspension Rate



Service Offering Criteria



Pre-Kindergarten Availability



Student to Counselor Ratio



Student to Mental Health Support Ratio




Student to Nurse Ratio



Student to Teacher Ratio

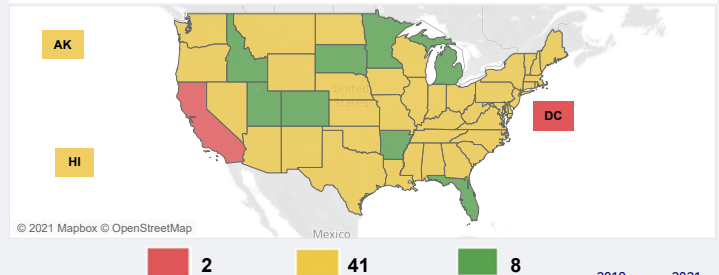


Licensure Portability

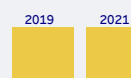


Key: ■ ≤ 1.50 < ■ < 4.00 ≤ ■ (Measure)

Licensure Portability in 50 States and DC



Accounting



Cosmetology



EMS



Engineering



Law



Nursing



Physical Therapy



Psychology



Teaching



Other Professions



Data Source	Most Recent Survey Time Period Utilized	Date Last Updated
State Laws, State Executive Orders, State Bar and Supreme Court Rules (Licensure)	Through May 2021	May 31, 2021

Data Source	Most Recent Survey Time Period Utilized	Date Last Updated
Department of Education - Civil Rights Data Collection District and School Data	SY 2017-2018	October 2020
Department of Education - EDFacts Graduation Rates (District Level and School Level)	SY 2018-2019	November 2020
Department of Education - National Center for Education Statistics Common Core of Data Public Elementary / Secondary School Universe Survey Data	SY 2019-2020	March 2021
Department of Education - National Center for Education Statistics Common Core of Data (School Search)	SY 2018-19 School Details and Enrollment Characteristics	April 2020
	SY 2019-20 School Directory Information	July 2020
Center for Education Policy Analysis: Stanford Education Data Archive (SEDA)	SY 2008-2009 through SY2017-2018	February 2021

* Public Education is compiled using 60% Academic Performance, 20% School Climate, and 20% Service Offering.

Areas Requiring Additional Support

Public Education

Mental Health Support



Public Education

Growth Measure



Public Education

Student to Nurse



Licensure Language

Professions

Substantial equivalence Issue temporary license

Accounting, Cosmetology, Engineering, Psychology, Teaching



Support of Military Families – 2021

McLaughlin Air National Guard Base, West Virginia

Education and Licensure Assessment Narrative

Public Education:

(This assessment is a comparative analysis using colors to graphically display results for all criteria and categories. The colors are assigned using percentiles, divided into thirds, to provide information about a location's relative position compared to all other Department of the Air Force installations assessed)

- McLaughlin ANGB received an overall red rating for public education as it fell within the bottom 33 percent of all Air Force installations assessed
- The areas with the lowest relative ranking which may require additional state/community support include student to mental health support ratio, student learning rate, and student to nurse ratio
- Change from 2019:** McLaughlin's overall education rating did not shift from 2019, however the overall service offering improved from yellow to green due to the student to counselor ratio improving from red to green. Additionally, the graduation rate improved from yellow to green

Licensure Portability:

- The State of West Virginia received an overall yellow rating for licensure portability indicating the State statutes contain barriers to licensure and certification portability for military spouses. This assessment was awarded for joining interstate compacts for Nursing and Physical Therapy occupations and providing current certification as a National Registry EMT for the EMS profession. The State also provides permanent licensure with no supervisory requirements for the Law profession
- Barriers remain for Accounting, Cosmetology, Engineering, Psychology, and Teaching which include "substantial equivalency" requirements. This allows acceptance of another state's license if the requirements for obtaining the license are sufficiently similar to their own State's requirements and precludes acceptance if the requirements are not similar. Other Occupations also have barriers as current statute does not exclude any other occupations from licensure portability burdens
- If you have additional information or recently made changes to your State's licensure statutes, you can send the updated information to SAF.MRR.Workflow@us.af.mil for consideration and potential changes to the assessment
- Change from 2019:** Despite joining the Emergency Medical Services Licensure Compact and the Audiology/Speech-Language Pathology Interstate Compact, there were no changes to the state's statute and no change from the 2019 assessment

Additional notes:

- The education assessment cross references zip codes within the Military Housing Area (MHA) with zip codes of schools in the surrounding districts. Those school districts with zip codes that fall within the MHA of an installation are included in the analysis. In some locations, school district composition may have changed slightly due to the use of updated District IDs obtained from the Department of Education
- Graduation rates reflect a 4-year graduation, which was determined to be the expectation of Airmen, Guardians, and their families due to frequency of relocation
- The licensure assessment uses a checklist of licensure rules that states should have, and that they should avoid. For example, having a compact or temporary licensing rule and NOT having supervisory requirements are checklist items that lead to green. The Department of the Air Force reviewed state policies and programs intended to eliminate barriers to license portability for military spouses that were in effect as of 31 May 2021

For additional information on Education and Licensure assessment criteria, methodology and data sources, please see the Support of Military Families Background Information provided at www.af.mil under the Support to Families banner. All questions and feedback should be directed to SAF.MRR.Workflow@us.af.mil.

McLaughlin Air National Guard Base, West Virginia

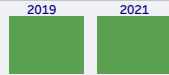
School Districts Map



Support of Military Families – 2021

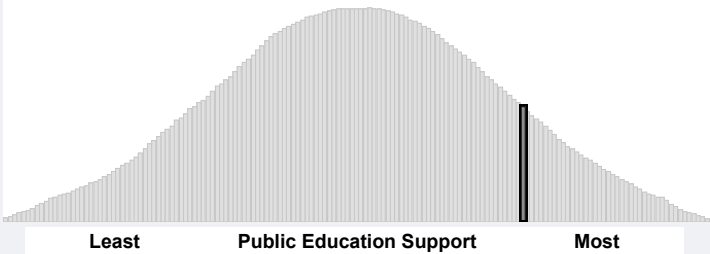
Shepherd Field Air National Guard Base, West Virginia

Public Education *



Key: ■ ≤ 33.3% < ■ < 66.7% ≤ ■ (Percentile)

Comparison of all 157 Air Force Installations



Academic Performance Criteria

Graduation Rate

Student Learning Rate

School Climate Criteria

Chronic Absenteeism Rate

Suspension Rate

Service Offering Criteria

Pre-Kindergarten Availability

Student to Counselor Ratio

Student to Mental Health Support Ratio


Student to Nurse Ratio

Student to Teacher Ratio

Data Source	Most Recent Survey Time Period Utilized	Date Last Updated
Department of Education - Civil Rights Data Collection District and School Data	SY 2017-2018	October 2020
Department of Education - EDFacts Graduation Rates (District Level and School Level)	SY 2018-2019	November 2020
Department of Education - National Center for Education Statistics Common Core of Data Public Elementary / Secondary School Universe Survey Data	SY 2019-2020	March 2021
Department of Education - National Center for Education Statistics Common Core of Data (School Search)	SY 2018-19 School Details and Enrollment Characteristics	April 2020
	SY 2019-20 School Directory Information	July 2020
Center for Education Policy Analysis: Stanford Education Data Archive (SEDA)	SY 2008-2009 through SY2017-2018	February 2021

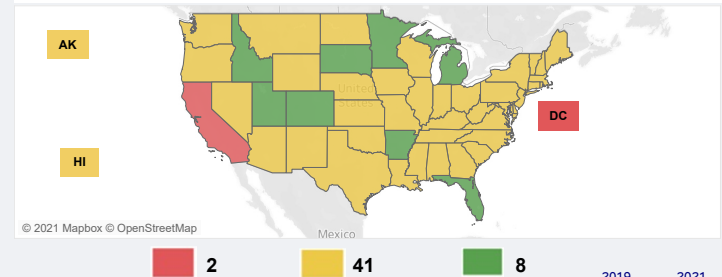
* Public Education is compiled using 60% Academic Performance, 20% School Climate, and 20% Service Offering.

Licensure Portability



Key: ■ ≤ 1.50 < ■ < 4.00 ≤ ■ (Measure)

Licensure Portability in 50 States and DC



Accounting

Cosmetology

EMS

Engineering

Law

Nursing

Physical Therapy

Psychology

Teaching

Other Professions

Data Source	Most Recent Survey Time Period Utilized	Date Last Updated
State Laws, State Executive Orders, State Bar and Supreme Court Rules (Licensure)	Through May 2021	May 31, 2021

Areas Requiring Additional Support

Public Education

Mental Health Support

Public Education

Suspension Rate

Public Education

Student to Teacher

Licensure Language

Professions

Substantial equivalence Issue temporary license

Accounting, Cosmetology, Engineering, Psychology, Teaching

Support of Military Families – 2021

Shepherd Field Air National Guard Base, West Virginia

Education and Licensure Assessment Narrative

Public Education:

(This assessment is a comparative analysis using colors to graphically display results for all criteria and categories. The colors are assigned using percentiles, divided into thirds, to provide information about a location's relative position compared to all other Department of the Air Force installations assessed)

- Shepherd Field ANGB received an overall green rating for public education as it fell within the top 33 percent of all Air Force installations assessed with strong overall academic performance and service offering as the driving factors
- The areas with the lowest relative ranking which may require additional state/community support include student to mental health support ratio, suspension rate, and student to teacher ratio
- Change from 2019:** Shepherd Field ANGB's overall education rating did not shift from 2019, however, overall school climate improved from red to yellow and overall service offering improved from yellow to green. Additionally, the student to counselor ratio shifted from green to yellow

Licensure Portability:

- The State of West Virginia received an overall yellow rating for licensure portability indicating the State statutes contain barriers to licensure and certification portability for military spouses. This assessment was awarded for joining interstate compacts for Nursing and Physical Therapy occupations and providing current certification as a National Registry EMT for the EMS profession. The State also provides permanent licensure with no supervisory requirements for the Law profession
- Barriers remain for Accounting, Cosmetology, Engineering, Psychology, and Teaching which include "substantial equivalency" requirements. This allows acceptance of another state's license if the requirements for obtaining the license are sufficiently similar to their own State's requirements and precludes acceptance if the requirements are not similar. Other Occupations also have barriers as current statute does not exclude any other occupations from licensure portability burdens
- If you have additional information or recently made changes to your State's licensure statutes, you can send the updated information to SAF.MRR.Workflow@us.af.mil for consideration and potential changes to the assessment
- Change from 2019:** Despite joining the Emergency Medical Services Licensure Compact and the Audiology/Speech-Language Pathology Interstate Compact, there were no changes to the state's statute and no change from the 2019 assessment

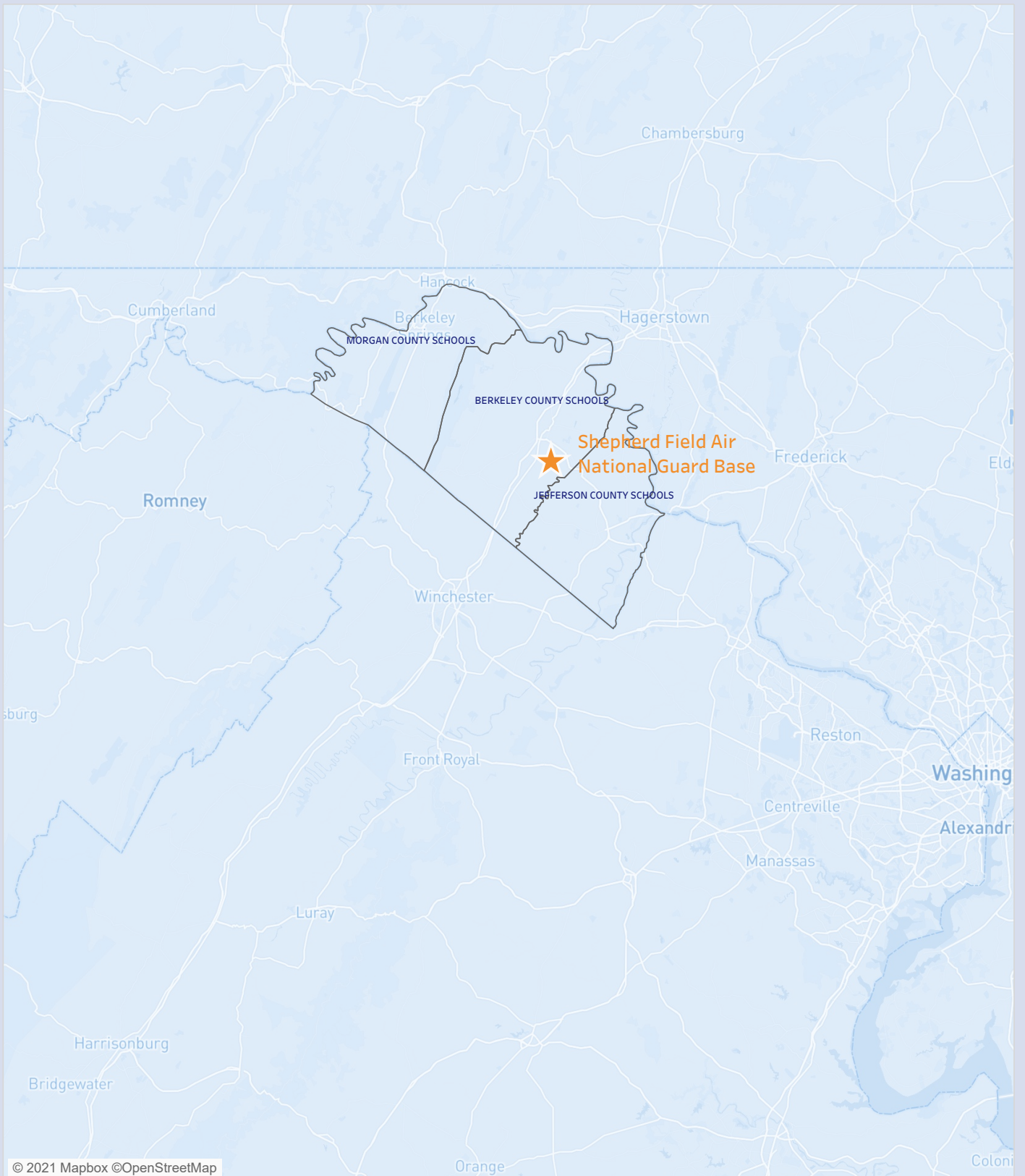
Additional notes:

- The education assessment cross references zip codes within the Military Housing Area (MHA) with zip codes of schools in the surrounding districts. Those school districts with zip codes that fall within the MHA of an installation are included in the analysis. In some locations, school district composition may have changed slightly due to the use of updated District IDs obtained from the Department of Education
- Graduation rates reflect a 4-year graduation, which was determined to be the expectation of Airmen, Guardians, and their families due to frequency of relocation
- The licensure assessment uses a checklist of licensure rules that states should have, and that they should avoid. For example, having a compact or temporary licensing rule and NOT having supervisory requirements are checklist items that lead to green. The Department of the Air Force reviewed state policies and programs intended to eliminate barriers to license portability for military spouses that were in effect as of 31 May 2021

For additional information on Education and Licensure assessment criteria, methodology and data sources, please see the Support of Military Families Background Information provided at www.af.mil under the Support to Families banner. All questions and feedback should be directed to SAF.MRR.Workflow@us.af.mil.

Shepherd Field Air National Guard Base, West Virginia

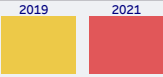
School Districts Map



Support of Military Families – 2021

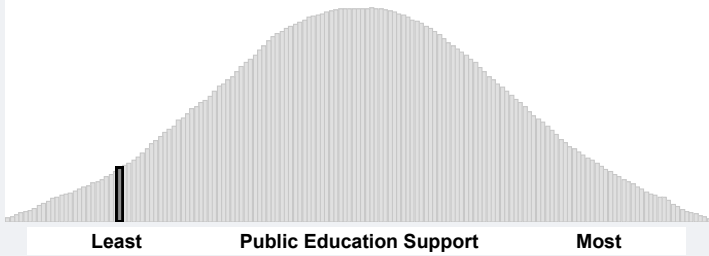
Francis E. Warren Air Force Base, Wyoming

Public Education *

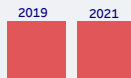


Key: ■ ≤ 33.3% < ■ < 66.7% ≤ ■ (Percentile)

Comparison of all 157 Air Force Installations



Academic Performance Criteria



Graduation Rate



Student Learning Rate



School Climate Criteria



Chronic Absenteeism Rate



Suspension Rate



Service Offering Criteria



Pre-Kindergarten Availability



Student to Counselor Ratio



Student to Mental Health Support Ratio




Student to Nurse Ratio



Student to Teacher Ratio

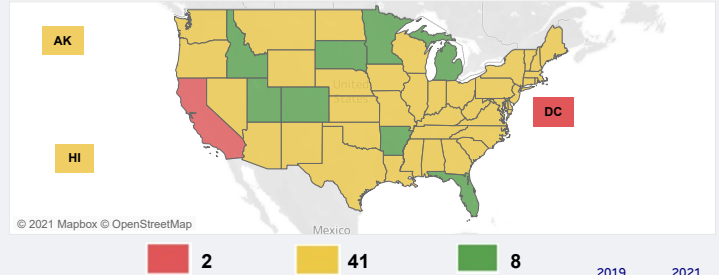


Licensure Portability

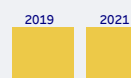


Key: ■ ≤ 1.50 < ■ < 4.00 ≤ ■ (Measure)

Licensure Portability in 50 States and DC



Accounting



Cosmetology



EMS



Engineering



Law



Nursing



Physical Therapy



Psychology



Teaching



Other Professions



Data Source	Most Recent Survey Time Period Utilized	Date Last Updated
State Laws, State Executive Orders, State Bar and Supreme Court Rules (Licensure)	Through May 2021	May 31, 2021

Areas Requiring Additional Support

Public Education

Student to Counselor



Public Education

PreK



Public Education

Graduation Rates



Licensure Language

Professions

Substantial equivalence Issue temporary license

Accounting, Cosmetology, Engineering, Physical Therapy, Psychology, Teaching



Data Source	Most Recent Survey Time Period Utilized	Date Last Updated
Department of Education - Civil Rights Data Collection District and School Data	SY 2017-2018	October 2020
Department of Education - EDFacts Graduation Rates (District Level and School Level)	SY 2018-2019	November 2020
Department of Education - National Center for Education Statistics Common Core of Data Public Elementary / Secondary School Universe Survey Data	SY 2019-2020	March 2021
Department of Education - National Center for Education Statistics Common Core of Data (School Search)	SY 2018-19 School Details and Enrollment Characteristics	April 2020
	SY 2019-20 School Directory Information	July 2020
Center for Education Policy Analysis: Stanford Education Data Archive (SEDA)	SY 2008-2009 through SY2017-2018	February 2021

* Public Education is compiled using 60% Academic Performance, 20% School Climate, and 20% Service Offering.

Support of Military Families – 2021

Francis E. Warren Air Force Base, Wyoming

Education and Licensure Assessment Narrative

Public Education:

(This assessment is a comparative analysis using colors to graphically display results for all criteria and categories. The colors are assigned using percentiles, divided into thirds, to provide information about a location's relative position compared to all other Department of the Air Force installations assessed)

- Francis E. Warren AFB received an overall red rating for public education as it fell within the bottom 33 percent of all Air Force installations assessed
- The areas with the lowest relative ranking which may require additional state/community support include student to counselor ratio, pre-kindergarten availability, and graduation rate
- Change from 2019:** Francis E. Warren's overall education rating shifted from yellow to red as overall service offering shifted from green to red due to pre-kindergarten availability and student to counselor ratio shifting from yellow to red, student to nurse ratio also shifted from green to yellow. Additionally, the student learning rate shifted from yellow to red

Licensure Portability:

- The State of Wyoming received an overall yellow rating for licensure portability indicating the State statutes (primarily Senate File NO. SF0018) contain barriers to licensure and certification portability for military spouses. This assessment was awarded for joining an interstate compact for Nursing and accepting current certification from all states for the EMS profession. The State also provides temporary licensure to military spouses with no supervisory requirements for the Law profession
- Barriers remain for Accounting, Cosmetology, Engineering, Physical Therapy, Psychology, and Teaching which include "substantial equivalency" requirements. This allows acceptance of another state's license if the requirements for obtaining the license are sufficiently similar to their own State's requirements and precludes acceptance if the requirements are not similar. Other Occupations also have barriers as current statute does not exclude any other occupations from licensure portability burdens
- If you have additional information or recently made changes to your State's licensure statutes, you can send the updated information to SAF.MRR.Workflow@us.af.mil for consideration and potential changes to the assessment
- Change from 2019:** Despite enacting SF0018 and joining the Audiology/Speech-Language Pathology Interstate Compact there was no change from the 2019 assessment due to the burden substantial equivalence requirements place on military spouses

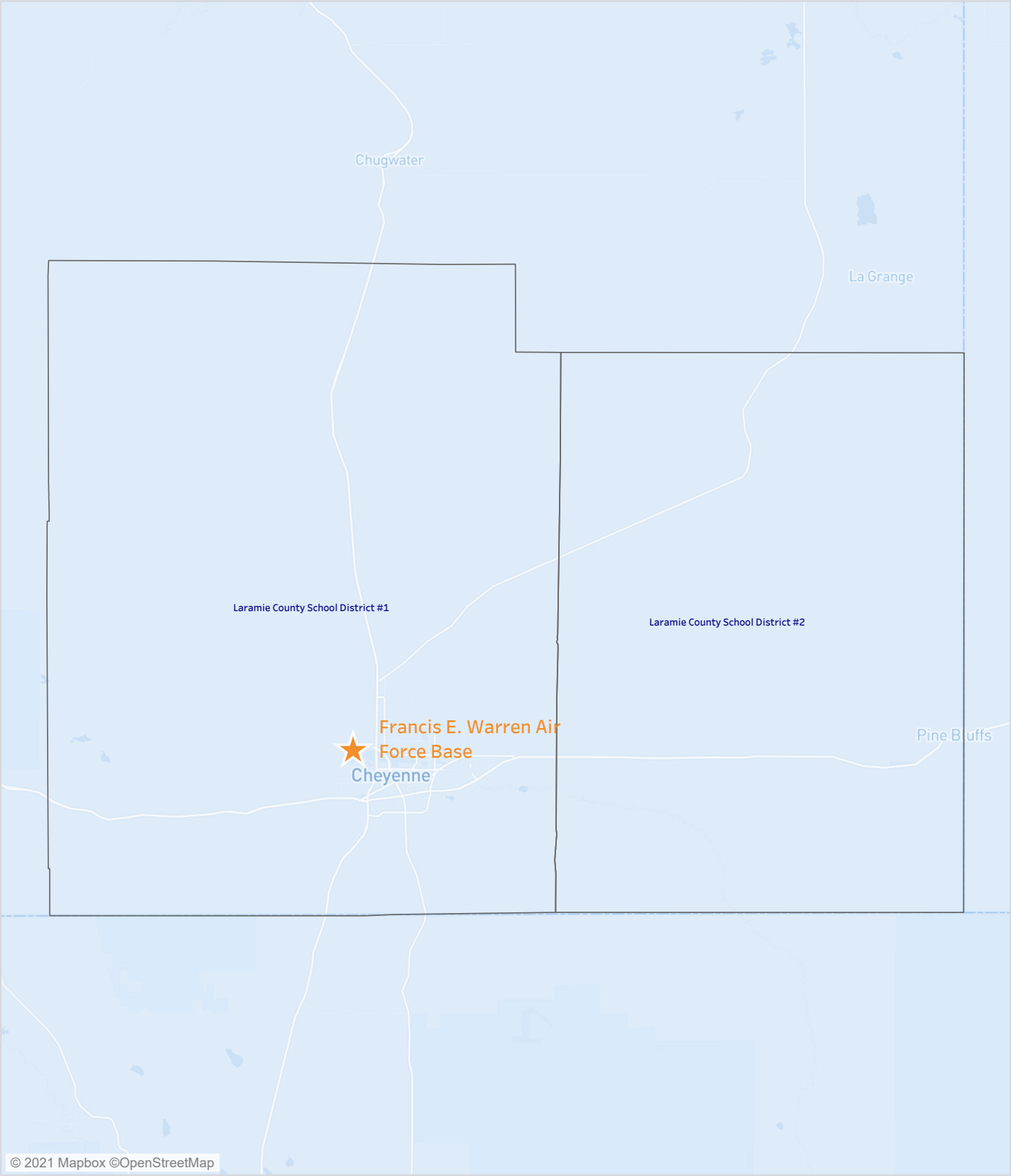
Additional notes:

- The education assessment cross references zip codes within the Military Housing Area (MHA) with zip codes of schools in the surrounding districts. Those school districts with zip codes that fall within the MHA of an installation are included in the analysis. In some locations, school district composition may have changed slightly due to the use of updated District IDs obtained from the Department of Education
- Graduation rates reflect a 4-year graduation, which was determined to be the expectation of Airmen, Guardians, and their families due to frequency of relocation
- The licensure assessment uses a checklist of licensure rules that states should have, and that they should avoid. For example, having a compact or temporary licensing rule and NOT having supervisory requirements are checklist items that lead to green. The Department of the Air Force reviewed state policies and programs intended to eliminate barriers to license portability for military spouses that were in effect as of 31 May 2021

For additional information on Education and Licensure assessment criteria, methodology and data sources, please see the Support of Military Families Background Information provided at www.af.mil under the Support to Families banner. All questions and feedback should be directed to SAF.MRR.Workflow@us.af.mil.

Francis E. Warren Air Force Base, Wyoming

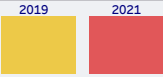
School Districts Map



Support of Military Families – 2021

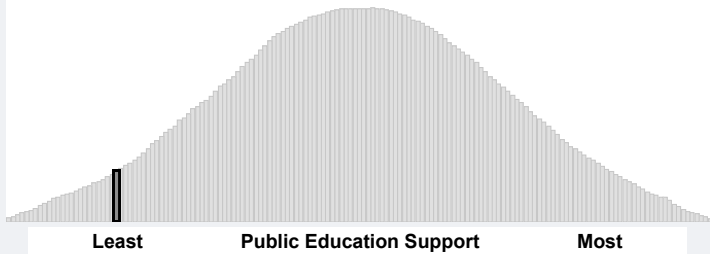
Wyoming Air National Guard Base, Wyoming

Public Education *

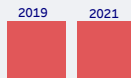


Key: ■ ≤ 33.3% < ■ < 66.7% ≤ ■ (Percentile)

Comparison of all 157 Air Force Installations



Academic Performance Criteria



Graduation Rate



Student Learning Rate



School Climate Criteria



Chronic Absenteeism Rate



Suspension Rate



Service Offering Criteria



Pre-Kindergarten Availability



Student to Counselor Ratio



Student to Mental Health Support Ratio



Student to Nurse Ratio




Student to Teacher Ratio



Data Source	Most Recent Survey Time Period Utilized	Date Last Updated
Department of Education - Civil Rights Data Collection District and School Data	SY 2017-2018	October 2020
Department of Education - ED Facts Graduation Rates (District Level and School Level)	SY 2018-2019	November 2020
Department of Education - National Center for Education Statistics Common Core of Data Public Elementary / Secondary School Universe Survey Data	SY 2019-2020	March 2021
Department of Education - National Center for Education Statistics Common Core of Data (School Search)	SY 2018-19 School Details and Enrollment Characteristics	April 2020
	SY 2019-20 School Directory Information	July 2020
Center for Education Policy Analysis: Stanford Education Data Archive (SEDA)	SY 2008-2009 through SY2017-2018	February 2021

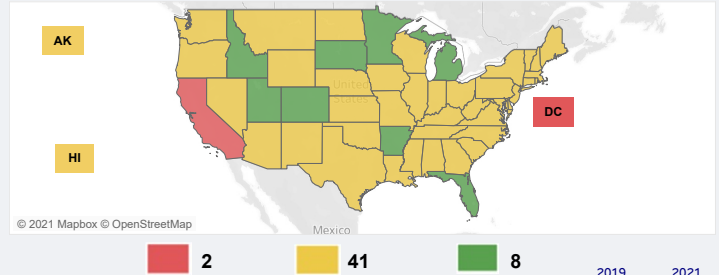
* Public Education is compiled using 60% Academic Performance, 20% School Climate, and 20% Service Offering.

Licensure Portability

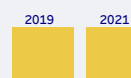


Key: ■ ≤ 1.50 < ■ < 4.00 ≤ ■ (Measure)

Licensure Portability in 50 States and DC



Accounting



Cosmetology



EMS



Engineering



Law



Nursing



Physical Therapy



Psychology



Teaching



Other Professions



Data Source	Most Recent Survey Time Period Utilized	Date Last Updated
State Laws, State Executive Orders, State Bar and Supreme Court Rules (Licensure)	Through May 2021	May 31, 2021

Areas Requiring Additional Support

Public Education

Student to Counselor



Public Education

PreK



Public Education

Graduation Rates



Licensure Language

Professions

Substantial equivalence Issue temporary license

Accounting, Cosmetology, Engineering, Physical Therapy, Psychology, Teaching



Support of Military Families – 2021

Wyoming Air National Guard Base, Wyoming

Education and Licensure Assessment Narrative

Public Education:

(This assessment is a comparative analysis using colors to graphically display results for all criteria and categories. The colors are assigned using percentiles, divided into thirds, to provide information about a location's relative position compared to all other Department of the Air Force installations assessed)

- Wyoming ANGB received an overall red rating for public education as it fell within the bottom 33 percent of all Air Force installations assessed
- The areas with the lowest relative ranking which may require additional state/community support include student to counselor ratio, pre-kindergarten availability, and graduation rate
- **Change from 2019:** Wyoming's overall education rating shifted from yellow to red as overall service offering shifted from green to red due to pre-kindergarten availability and student to counselor ratio shifting from yellow to red, and student to nurse ratio shifting from green to yellow. Additionally, the student learning rate shifted from yellow to red

Licensure Portability:

- The State of Wyoming received an overall yellow rating for licensure portability indicating the State statutes (primarily Senate File NO. SF0018) contain barriers to licensure and certification portability for military spouses. This assessment was awarded for joining an interstate compact for Nursing and accepting current certification from all states for the EMS profession. The State also provides temporary licensure to military spouses with no supervisory requirements for the Law profession
- Barriers remain for Accounting, Cosmetology, Engineering, Physical Therapy, Psychology, and Teaching which include "substantial equivalency" requirements. This allows acceptance of another state's license if the requirements for obtaining the license are sufficiently similar to their own State's requirements and precludes acceptance if the requirements are not similar. Other Occupations also have barriers as current statute does not exclude any other occupations from licensure portability burdens
- If you have additional information or recently made changes to your State's licensure statutes, you can send the updated information to SAF.MRR.Workflow@us.af.mil for consideration and potential changes to the assessment
- **Change from 2019:** Despite enacting SF0018 and joining the Audiology/Speech-Language Pathology Interstate Compact there was no change from the 2019 assessment due to the burden substantial equivalence requirements place on military spouses

Additional notes:

- The education assessment cross references zip codes within the Military Housing Area (MHA) with zip codes of schools in the surrounding districts. Those school districts with zip codes that fall within the MHA of an installation are included in the analysis. In some locations, school district composition may have changed slightly due to the use of updated District IDs obtained from the Department of Education
- Graduation rates reflect a 4-year graduation, which was determined to be the expectation of Airmen, Guardians, and their families due to frequency of relocation
- The licensure assessment uses a checklist of licensure rules that states should have, and that they should avoid. For example, having a compact or temporary licensing rule and NOT having supervisory requirements are checklist items that lead to green. The Department of the Air Force reviewed state policies and programs intended to eliminate barriers to license portability for military spouses that were in effect as of 31 May 2021

For additional information on Education and Licensure assessment criteria, methodology and data sources, please see the Support of Military Families Background Information provided at www.af.mil under the Support to Families banner. All questions and feedback should be directed to SAF.MRR.Workflow@us.af.mil.

Wyoming Air National Guard Base, Wyoming

School Districts Map

