



Taking Action on Racial Equity and Justice

Learning Challenge Series—Discussion Guide

Create a Better World Through Environmental Justice



Click or tap [here](#) to watch a special message from Dolores Huerta, founder of the Dolores Huerta Foundation, social justice advocate, and recipient of the Presidential Medal of Freedom for her civil rights work and leadership in the labor movement.



Create a better global environment

Environmental justice impacts millions of people around the world. How will you make sure that everyone in your community has access to a healthy environment to live, learn, and work in?

Creating a better world through environmental justice is a great way to ensure that Indigenous populations, people of color, and those living in poverty aren't disproportionately impacted by environmental issues.

Educational institutions around the world reflect the communities they serve. And today, learning happens everywhere—not just in classrooms.

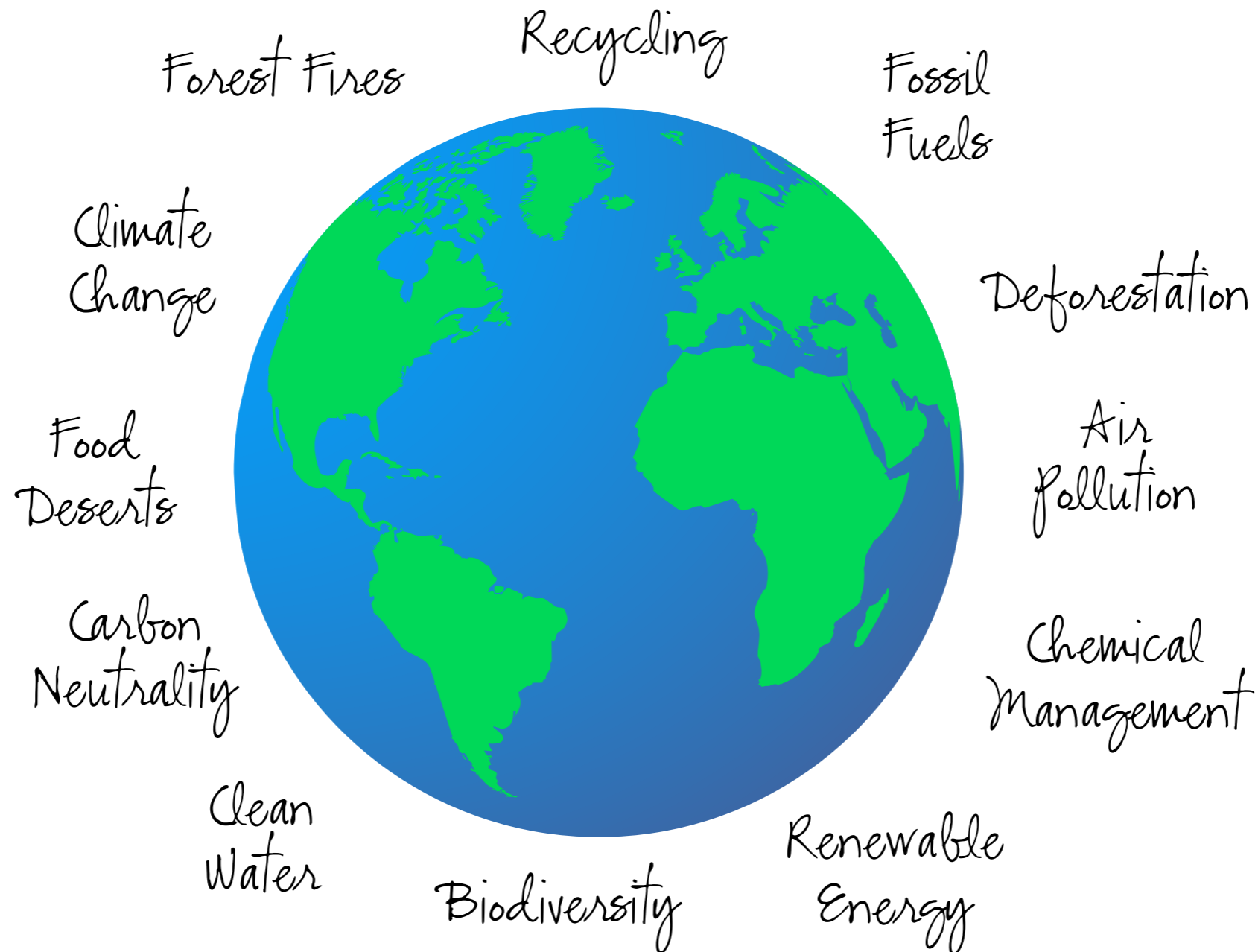
To begin the journey of making lasting social change, we've created this guide that helps you explore ways to make the world a better place by improving the environment.

As you take on this third challenge in the series, **Create a Better World Through Environmental Justice**, be prepared to use your voice and be inspired to make a difference wherever you are.



What Is Environmental Justice?

Environmental justice is the fair treatment and meaningful involvement of all people, regardless of race, color, national origin, or income, with respect to the development, implementation, and enforcement of environmental laws, regulations, and policies.* Around the world, there are common environmental challenges.



*[epa.gov/environmentaljustice](https://www.epa.gov/environmentaljustice)



Resources About Environmental Justice

Many important resources about environmental justice are available that can help you generate thoughts, inspire questions, and provide a good foundational knowledge for this challenge. You can return to these resources anytime to further explore concepts and ideas.

Review the environmental justice resources

- [United Nations Department of Economic and Social Affairs](#)
- [United States Environmental Protection Agency](#)
- [The Lawrence Hall of Science: Environmental Literacy Curriculum Connections](#)
- [The Redford Center](#)
- [UNEP GEO-6 report](#)
- [UNEP GEO-6: What is the outlook for humanity?](#)
- [Environmental Rule of Law report](#)
- [Global Climate Litigation Report](#)
- [Together We Can Make It Happen](#)

Build your knowledge base on racial equity and supplement your curriculum

- [Equal Justice Initiative](#)
- [Learning for Justice](#)
- [Helping Students Make Sense of News Stories about Bias and Injustice](#)
- [ADL Education Glossary Terms](#)
- [Common Sense Media Resources About Race and Racism](#)
- [Greater Good in Education Resources to Support Anti-Racist Learning](#)
- [The King Center](#)
- [Nonviolence365® Education & Training](#)
- [The King Philosophy](#)




Framework

Use the Challenge Based Learning framework to help organize your thoughts, ask questions, and conduct and synthesize research in order to design your solution. Capture your ideas in the companion workbook, which you can download from [page 17](#).

1. Engage

Connect with the big idea, consider the impact on you personally, consider new viewpoints, and focus on the challenge's call to action.


Why is this something I should care about?
Why does it matter to me or my community?



2. Investigate

Find ways to research these questions, and analyze your findings to help define your solution.

What do I need to know in order to help me (or us) better understand so that I (or we) can create a compelling solution?



3. Act

Your investigation will help you define your solution. It may be personal or something that impacts your broader community. Don't stop at defining your solution—make sure to put it into action!

Based on what I've learned, what specific actions can I (or we) take to make a difference?





Engage

For Step 1, you'll identify and connect to the big idea, personalize it by coming up with questions, and narrow your questions down to one Essential Question. Then you'll formulate your challenge, which is a call to action. Explore the detailed descriptions below to better understand this step.



Big Idea: The universal theme or concept that can be explored in multiple ways and is important to you and your community.



Essential Question: This question helps guide your thinking to inform possible solutions.



Challenge: The essential question that becomes the call to action.





Applying Engage: Let's apply Step 1 to this challenge, Create a Better World Through Environmental Justice. The remainder of this guide will walk you through the framework so that you can design and implement your own unique solutions to this challenge.




Big Idea: Environmental Justice



Essential Question: How can we ensure that everyone has access to a healthy environment to live, learn, and work in?



Challenge: Create a better world through environmental justice, and share it with the world.





Investigate

Step 2 will lead you to identify questions known as *guiding questions*. Guiding questions are what you need to know to begin creating a solution to the challenge. Explore the sample guiding questions below.





Determine Your Questions: Now it's time to think of as many guiding questions as you can and add them to the space below. What do you need to know before you can begin designing a solution?



- What are some examples of environmental justice projects that have impact?

- How does environmental justice impact me and others in my community?

- What are the most pressing environmental issues in my community?





Extension Activity: Get creative with drawing, photography, video, or music as a way to ask your guiding questions in a short video, a collage, a poster, or another creative expression.






Research Your Questions: Now that you have your guiding questions, you're ready to begin your research. Who can you interview? What other perspectives are out there? Capture the activities and resources you'll need in order to find the answers to your guiding questions.



- Attend an environmental conference to learn more about the sustainability efforts happening globally.

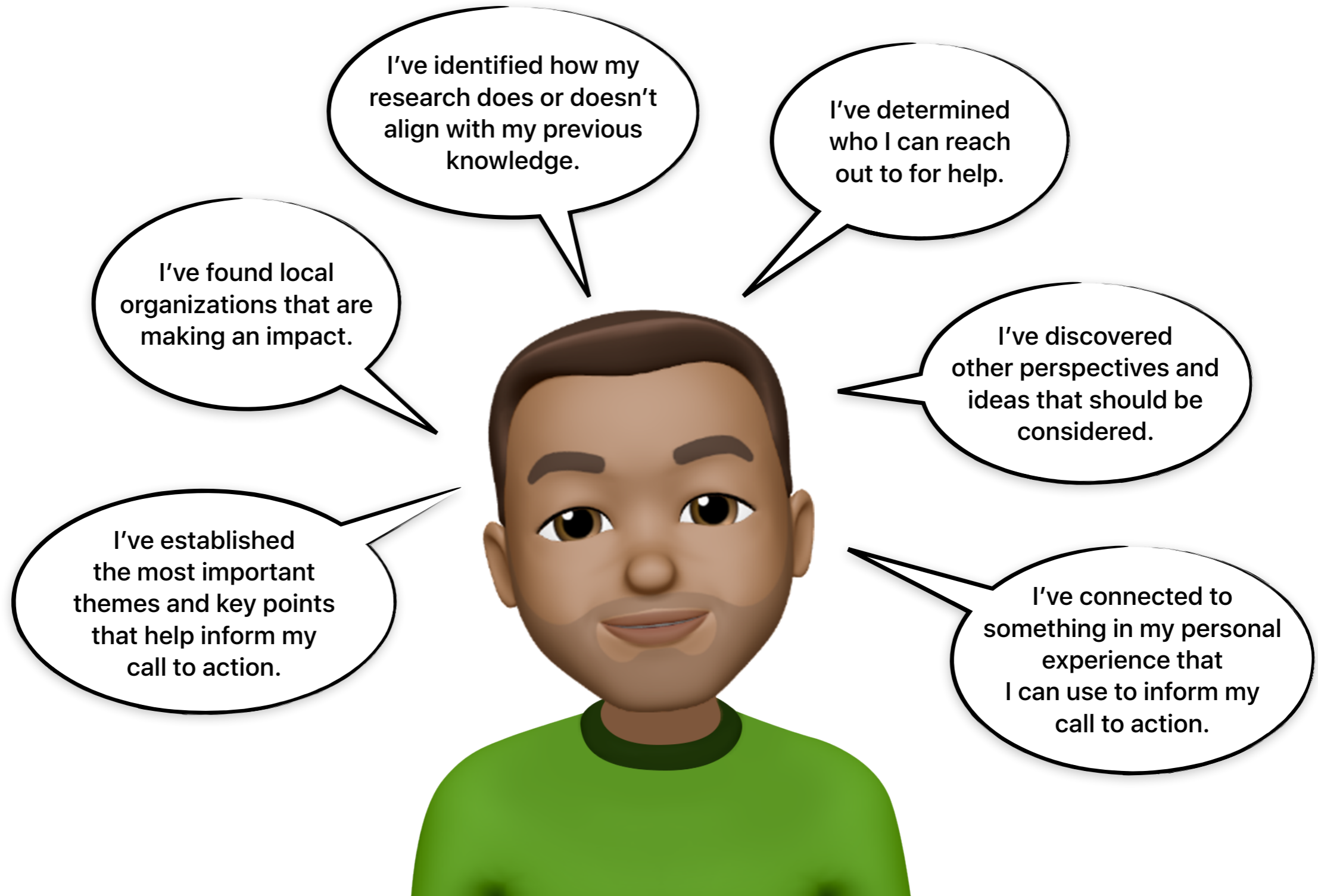
- Meet with a local conservationist to learn more about what they do to protect and preserve the environment.

- Read articles that help me understand key environmental organizations in my community.





Synthesize Your Research Findings: Once you've completed your research, you'll evaluate the ideas and identify any new perspectives based on the findings. This will lead you toward a solution to this challenge.





Act

With this final step, it's now time to define your solution to the challenge.



Launch a local
"Clean Beaches"
campaign.

Based on what I learned
from my investigation,
I propose the following
solution . . .

What's actionable evidence?
What's measurable evidence?
What's impactful evidence?

Defining success helps
define progress.

How am I
planning to get to
the solution?



Remember: A challenge can have many solutions when there are diverse perspectives, which helps keep people more involved, engaged, and interested in the outcome.






Act: Write or sketch your plan of action, including the specific steps you'll take to implement your solution and to share your results with others. You can add a list of people you want to reach out to or even the hashtags you'll use to get others involved.




Plan of Action:

- Create the "Clean Beaches" campaign.
- Develop a marketing plan to promote the ABC Beach cleanup event.
- Capture images of the beach cleanup process in action.
- Collect feedback and quotes from participants to measure the impact.






Act: Now it's time to share how you came to your solution and the result of putting it into action. You can use creativity to express the impact of your solution through videos, poems, drawings, and photos. Don't forget about your creations from the extension activity on [page 11](#). Then share your story with the world using [#ChallengeForChange!](#)


 **Danielle Durr**
@DanielleDurr

Take a look at this article I was featured in, where I talked about the recent beach cleanup activity in our community.

Each year on April 22, more than a billion people celebrate Earth Day to protect the planet from things like water and air pollution. "That's why I like taking part in activities like beach cleanups. I'm helping make our world a healthier place to live," said Danielle Durr from San Jose, CA. 

04/22/21, 9:41

52 SHARE 102 LIKES

 **Yumi Asai**
@YumiAsai


Join me!

Please join me at ABC Beach for an afternoon of cleaning up plastic waste. Help beautify our beaches and nourish our environment.

RSVP

04/01/21, 9:41

32 SHARE 102 LIKES

 **Ethan Izzarelli**
@EthanIzzarelli

I'd like to understand more about your experience cleaning up ABC Beach:

The ABC Beach cleanup event was amazing and impactful! How has this experience changed the way you think about the impact of plastic waste on our beaches?


04/22/21, 9:41

24 SHARE 102 LIKES



Workbook

When you're ready to implement this challenge, use the [companion workbook](#) to outline your thoughts and ideas.



Resources

Learn more from these curated resources to help you work through the challenge, extend your learning, and tell your story. Or take on one of the other challenges!

Challenge Based Learning


- [Challenge Based Learning](#)
- [Challenge Based Learning Guide](#)
- [Challenge Based Learning in Indonesia](#)
- [Write to Change the World: Challenge Based Learning for Persuasive Writing](#)

Apple Resources for Learning and Creativity

- [Apple Teacher](#)
- [Everyone Can Create guides](#)
- [Apple Education Learning Series](#)
- [Research for Educators](#)
- [Elements of Learning](#)

Taking Action on Racial Equity and Justice Learning Challenge Series

- [Challenge 1: Create Opportunities for Meaningful Conversations About Race](#)
- [Challenge 2: Make a Positive Impact in Your Community](#)





Diverse teams across Apple have worked together to create these guides, including our Apple Education, Apple Professional Learning, and Community Education Initiatives teams, with input from Apple Distinguished Educators, Apple Distinguished Schools, and Inclusion and Diversity. This guide—and others in the series—are part of Apple’s Racial Equity and Justice Initiative, a long-term effort to help ensure more positive outcomes for communities of color.