

# HOME ANTI-MALWARE PROTECTION

JUL - SEP 2021



SE Labs tested a variety of anti-malware (aka 'anti-virus'; aka 'endpoint security') products from a range of well-known vendors in an effort to judge which were the most effective.

Each product was exposed to the same threats, which were a mixture of targeted attacks using well-established techniques and public email and web-based threats that were found to be live on the internet at the time of the test.

The results indicate how effectively the products were at detecting and/or protecting against those threats in real time.

**MANAGEMENT****Chief Executive Officer** Simon Edwards**Chief Operations Officer** Marc Briggs**Chief Human Resources Officer** Magdalena Jurenko**Chief Technical Officer** Stefan Dumitrascu**TESTING TEAM**

Nikki Albesa

Thomas Bean

Solandra Brewster

Rory Brown

Liam Fisher

Gia Gorbald

Jeremiah Morgan

Joseph Pike

Dave Togneri

Dimitrios Tsarouchas

Stephen Withey

Liangyi Zhen

**IT SUPPORT**

Danny King-Smith

Chris Short

**PUBLICATION**

Sara Claridge

Colin Mackleworth

**Website** [selabs.uk](https://selabs.uk)**Twitter** [@SELabsUK](https://twitter.com/SELabsUK)**Email** [info@SELabs.uk](mailto:info@SELabs.uk)**LinkedIn** [www.linkedin.com/company/se-labs/](https://www.linkedin.com/company/se-labs/)**Blog** [blog.selabs.uk](https://blog.selabs.uk)**Phone** +44 (0)203 875 5000**Post** SE Labs Ltd,

55A High Street, Wimbledon, SW19 5BA, UK

SE Labs is ISO/IEC 27001 : 2013 certified and  
BS EN ISO 9001 : 2015 certified for The Provision  
of IT Security Product Testing.

SE Labs is a member of the Microsoft Virus Information  
Alliance (VIA); the Anti-Malware Testing Standards  
Organization (AMTSO); and NetSecOPEN.

**AMTSO Standard Reference:**[selabs.uk/amtso21q3](https://selabs.uk/amtso21q3)

© 2021 SE Labs Ltd

# CONTENTS

Introduction	04
Executive Summary	05
1. Total Accuracy Ratings	06
Home Anti-Malware Protection Awards	07
2. Threat Responses	08
3. Protection Ratings	10
4. Protection Scores	12
5. Protection Details	13
6. Legitimate Software Ratings	14
6.1 Interaction Ratings	15
6.2 Prevalence Ratings	16
6.3 Accuracy Ratings	16
6.4 Distribution of Impact Categories	17
7. Conclusions	17
Appendix A: Terms Used	18
Appendix B: FAQs	18
Appendix C: Product Versions	19
Appendix D: Attack Types	20

Document version 1.0 Written 25th October 2021.

1.1 Edited 1st November 2021 Corrected build versions.

1.2 Edited 23rd November Corrected Norton results and minor typos.



## INTRODUCTION

# Ransomware Protection Tested

## Red screens means red faces. Prevent, don't pay!

Ransomware is causing all the rage right now. It's the type of threat that gets attention because a successful attack is extremely visible (the attacker needs you to know it's worked, or you won't pay!) Also, there is a direct and substantial cost attached to it. In addition to paying security specialists to help, there's a fat ransom demand sitting on your screen.

While much hacking is subtle, stealing information silently, ransomware is in your face. It stops businesses in their tracks. It gets the attention of the finance directors. It provides powerful ammunition to security teams arguing for more resources. And, of course, it makes headlines.

Ransomware attacks used to be splashed around automatically. Anyone could be unlucky enough to click on the wrong link and face a red screen asking for a Bitcoin. And these 'commodity', untargeted ransomware attacks still exist. Some of the threats used in the making of this report are just such attacks.

That said, ransomware attackers want lots of money and minimum hassle. Why waste time helping hundreds of clueless computer users buy a piece of cryptocurrency, when you can focus on large companies that have the ability and cash to buy and transfer lots of virtual coins? For this reason we have included ransomware attacks in the targeted attack part of this report, too.

Some products provide anti-ransomware protection, in the form of special detection techniques. However, the good news is that you don't have to rely

on new technology to prevent this threat. A 'ransomware attack' isn't a special kind of hacking. Nearly all cyber attacks follow a similar process known as an attack chain. Products that can detect and neutralise early stages of this attack will protect you from hacking attacks, regardless of the ultimate intent: to run ransomware; steal passwords; or download sensitive files.

We are publishing more on this subject in our 2021 annual report, due out in November. For now, please read on to see how different anti-malware products handle ransomware and lots of other types of threats.

If you spot a detail in this report that you don't understand, or would like to discuss, please contact us via our [Twitter](#) or [LinkedIn](#) accounts. SE Labs uses current threat intelligence to make our tests as realistic as possible. To learn more about how we test, how we define 'threat intelligence' and how we use it to improve our tests please visit our [website](#) and follow us on [Twitter](#).

This test report was funded by post-test consultation services provided by SE Labs to security vendors. Vendors of all products included in this report were able to request early access to results and the ability to dispute details for free. SE Labs has submitted the testing process behind this report for compliance with the AMTSO Testing Protocol Standard v1.3. To verify its compliance please check the AMTSO reference link at the bottom of page three of this report or [here](#).

# Executive Summary

## Product Names

It is good practice to stay up to date with the latest version of your chosen endpoint security product. We made best efforts to ensure that each product tested was the very latest version running with the most recent updates to give the best possible outcome.

For specific build numbers, see [Appendix C: Product Versions](#) on page 19.

EXECUTIVE SUMMARY			
Products Tested	Protection Accuracy Rating (%)	Legitimate Accuracy Rating (%)	Total Accuracy Rating (%)
Avira Free Security Suite	99%	100%	100%
Microsoft Windows Defender Consumer	96%	100%	99%
Kaspersky Internet Security95%	100%	98%	98%
Avast Free Antivirus	97%	98%	98%
Webroot Antivirus	91%	100%	97%
Norton LifeLock Security	90%	100%	96%
AVG Antivirus Free Edition	93%	98%	96%
McAfee Internet Security	88%	100%	96%
Sophos Home Premium87%	100%	95%	94%

Products highlighted in green were the most accurate, scoring 85 per cent or more for Total Accuracy. Those in yellow scored less than 85 but 75 or more. Products shown in red scored less than 75 per cent.

For exact percentages, see [1. Total Accuracy Ratings](#) on page 6.

- **The security software products were effective at handling general threats from cyber criminals...**

Most products were very capable of handling public email- and web-based threats such as those used by criminals to attack Windows PCs, tricking users into running malicious files or running scripts that download and run malicious files. All but one were completely effective.

- **... but targeted attacks caused problems for every product.**

Microsoft was the most effective at blocking more targeted, exploit-based attacks. Most other vendors struggled and missed between 4 to 8 targeted attacks.

- **False positives were not a serious issue for most products.**

Most of the products were good at correctly classifying legitimate applications and websites.

- **Which products were the most effective?**

Products from Avira, Microsoft, Kaspersky and Avast produced extremely good results due to a combination of their ability to block malicious URLs, handle exploits and correctly classify legitimate applications and websites. Webroot's performance was also notably strong.

# 1. Total Accuracy Ratings

Judging the effectiveness of an endpoint security product is a subtle art, and many factors are at play when assessing how well it performs. To make things easier we've combined all the different results from this report into one easy-to-understand graph.

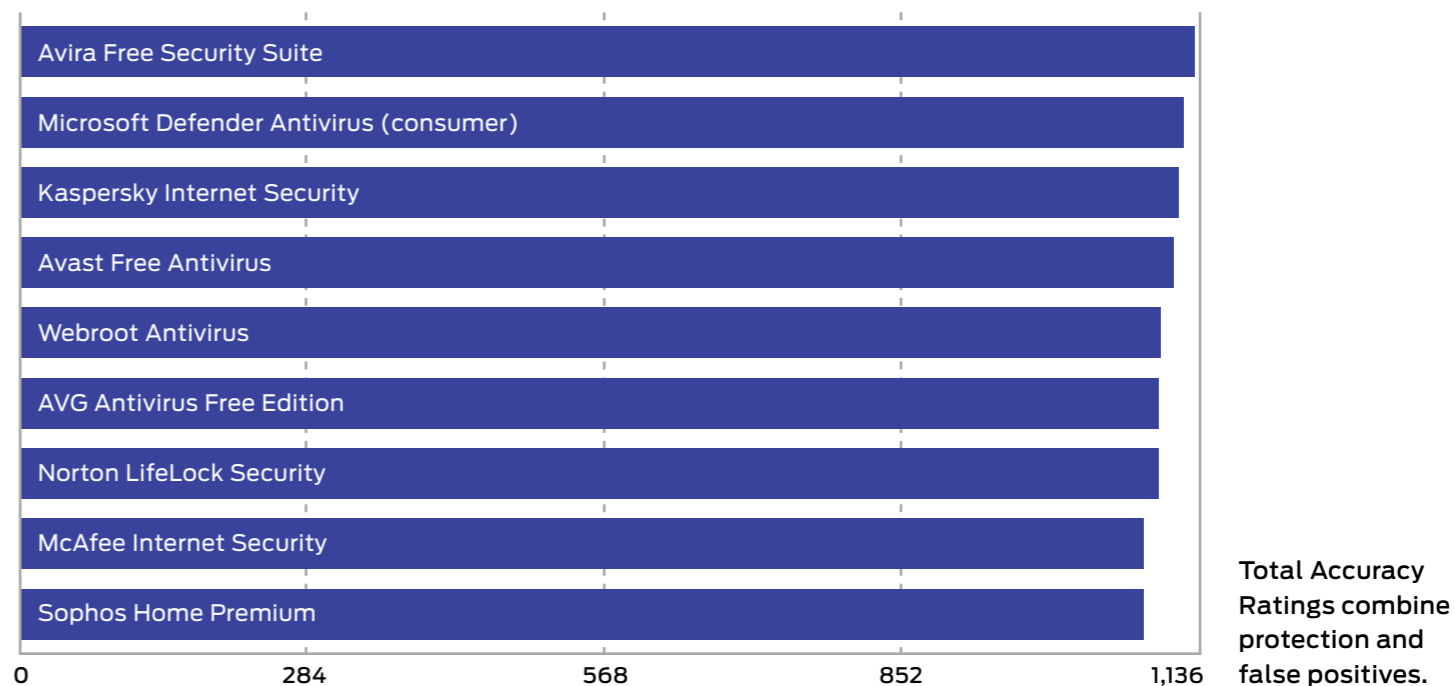
The graph below takes into account not only each product's ability to detect and protect against threats, but also its handling of non-malicious objects such as web addresses (URLs) and applications.

Not all protections, or detections for that matter, are equal. A product might completely block a URL, which stops the threat before it can even start its intended series of malicious events. Alternatively, the product might allow a web-based exploit to execute but prevent it from downloading any further code to the target. In another case malware might run on the target for a short while before its behaviour is detected and its code is deleted or moved to a safe 'quarantine' area for future analysis. We take these outcomes into account when attributing points that form final ratings.

For example, a product that completely blocks a threat is rated more highly than one that allows a threat to run for a while before eventually evicting it. Products that allow all malware infections, or that block popular legitimate applications, are penalised heavily.

Categorising how a product handles legitimate objects is complex, and you can find out how we do it in [6. Legitimate Software Ratings](#) on page 14.

TOTAL ACCURACY RATINGS			
Product	Total Accuracy Rating	Total Accuracy (%)	Award
Avira Free Security Suite	1,131	100%	AAA
Microsoft Defender Antivirus (consumer)	1,120	99%	AAA
Kaspersky Internet Security	1,115	98%	AAA
Avast Free Antivirus	1,111	98%	AAA
Webroot Antivirus	1,098	97%	AAA
AVG Antivirus Free Edition	1,096	96%	AAA
Norton LifeLock Security	1,096	96%	AAA
McAfee Internet Security	1,089	96%	AAA
Sophos Home Premium	1,082	95%	AAA



# Home Anti-Malware Protection Awards

The following products win SE Labs awards:

- **Avira** Free Security Suite
- **Microsoft** Defender Antivirus (consumer)
- **Kaspersky** Internet Security
- **Avast** Free Antivirus
- **Webroot** Antivirus
- **AVG** Antivirus Free Edition
- **Norton** LifeLock Security
- **McAfee** Internet Security
- **Sophos** Home Premium



## 2. Threat Responses

### Full Attack Chain: Testing every layer of detection and protection

Attackers start from a certain point and don't stop until they have either achieved their goal or have reached the end of their resources (which could be a deadline or the limit of their abilities).

This means, in a test, the tester needs to begin the attack from a realistic first position, such as sending a phishing email or setting up an infected

website, and moving through many of the likely steps leading to actually stealing data or causing some other form of damage to the network.

If the test starts too far into the attack chain, such as executing malware on an endpoint, then many products will be denied opportunities to use the full extent of their protection and detection abilities.


If the test concludes before any 'useful' damage or theft has been achieved, then similarly the product may be denied a chance to demonstrate its abilities in behavioural detection and so on.

#### Attack stages


The illustration below shows some typical stages of an attack. In a test each of these should be

### Attack Chain: How Hackers Progress


**Figure 1.** A typical attack starts with an initial contact and progresses through various stages, including reconnaissance, stealing data and causing damage.



**Figure 2.** This attack was initially successful but only able to progress as far as the reconnaissance phase.



**Figure 3.** A more successful attack manages to steal passwords but wholesale data theft and destruction was blocked.





attempted to determine the security solution’s effectiveness. This test’s results record detection and protection for each of these stages.

We measure how a product responds to the first stages of the attack with a detection and/or protection rating. Sometimes products allow threats to run but detect them. Other times they might allow the threat to run briefly before neutralising it. Ideally they detect and block the threat before it has a chance to run. Products may delete threats or automatically contain them in a ‘quarantine’ or other safe holding mechanism for later analysis.

Should the initial attack phase succeed we then measure post-exploitation stages, which are

represented by steps two through to seven below. We broadly categorise these stages as: Access (step 2); Action (step 3); Escalation (step 4); and Post-escalation (step 5).

**In figure 1.** you can see a typical attack running from start to end, through various ‘hacking’ activities. This can be classified as a fully successful breach.









**In figure 2.** a product or service has interfered with the attack, allowing it to succeed only as far as stage 3, after which it was detected and neutralised. The attacker was unable to progress through stages 4 and onwards.

It is possible that attackers will not cause noticeable damage during an attack. It may

be that their goal is persistent presence on the systems to monitor for activities, slowly steal information and other more subtle missions.

**In figure 3.** the attacker has managed to progress as far as stage five. This means that the system has been seriously compromised. The attacker has a high level of access and has stolen passwords. However, attempts to exfiltrate data from the target were blocked, as were attempts to damage the system.

The table below shows how a typical way in which security testers illustrate attackers’ behaviour. It is largely the same as our images above, but more detailed.

MITRE Example Attack Chain Details							
Initial Access	Execution	Privilege Escalation	Credential Access	Discovery	Collection	Command and Control	Exfiltration
Spearphishing via Service	Command-Line Interface	Bypass UAC	Input Capture	File and Directory Discovery	Input Capture	Data Encoding	Exfiltration Over C2 Channel
Spearphishing Link	Powershell		OS Credential Dumping	Process Discovery	Data from Local System	Data Obfuscation	
	Scripting		System Information Discovery				
User Execution							
 Spearphishing Link	 Scripting	 Bypass UAC	 Input Capture	 System Information Discovery	 Input Capture	 Data Encoding	 Exfiltration Over C2 Channel

## 3. Protection Ratings

The results below indicate how effectively the products dealt with threats. Points are earned for detecting the threat and for either blocking or neutralising it.

### ■ Detected (+1)

If the product detects the threat with any degree of useful information, we award it one point.

### ■ Blocked (+2)

Threats that are disallowed from even starting their malicious activities are blocked. Blocking products score two points.

### ■ Complete Remediation (+1)

If, in addition to neutralising a threat, the product removes all significant traces of the attack, it gains an additional one point.

### ■ Neutralised (+1)

Products that kill all running malicious processes 'neutralise' the threat and win one point.

### ■ Persistent Neutralisation (-2)

This result occurs when a product continually blocks a persistent threat from achieving its aim, while not removing it from the system.

### ■ Compromised (-5)

If the threat compromises the system, the product loses five points. This loss may be reduced to four points if it manages to detect the threat (see Detected, above), as this at least

alerts the user, who may now take steps to secure the system.

### Rating Calculations

We calculate the protection ratings using the following formula:

$$\begin{aligned} \text{Protection Rating} = & \\ & (1 \times \text{number of Detected}) + \\ & (2 \times \text{number of Blocked}) + \\ & (1 \times \text{number of Neutralised}) + \\ & (1 \times \text{number of Complete remediation}) + \\ & (-5 \times \text{number of Compromised}) \end{aligned}$$

The 'Complete remediation' number relates to cases of neutralisation in which all significant traces of the attack were removed from the target.

These ratings are based on our opinion of how important these different outcomes are. You may have a different view on how seriously you treat a 'Compromise' or 'Neutralisation without complete remediation'. If you want to create your own rating system, you can use the raw data from **5. Protection Details** on page 13 to roll your own set of personalised ratings.

### Targeted Attack Scoring

The following scores apply only to targeted attacks and are cumulative, ranging from -1 to -5.

#### ■ Access (-1)

If any command that yields information about the

target system is successful this score is applied. Examples of successful commands include listing current running processes, exploring the file system and so on. If the first command is attempted and the session is terminated by the product without the command being successful the score of Neutralised (see above) will be applied.

#### ■ Action (-1)

If the attacker is able to exfiltrate a document from the target's Desktop of the currently logged in user then an 'action' has been successfully taken.

#### ■ Escalation (-2)

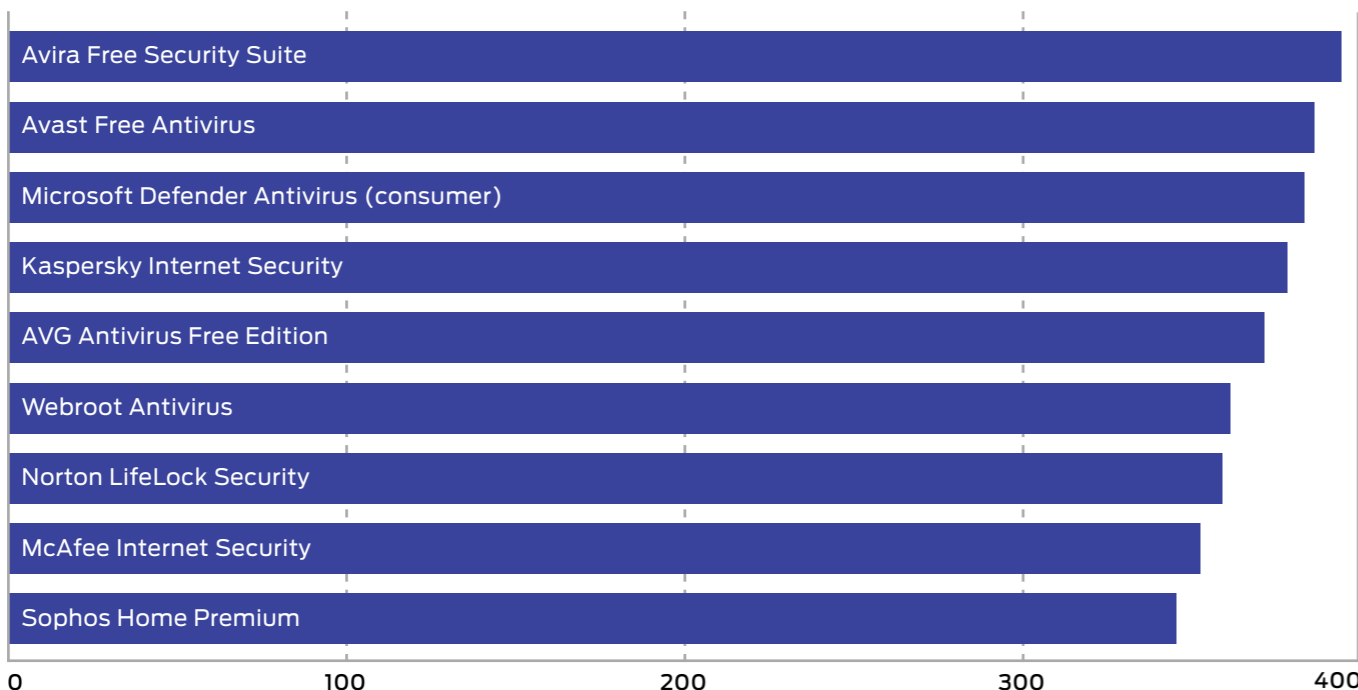
The attacker attempts to escalate privileges to NT Authority/System. If successful, an additional two points are deducted.

#### ■ Post-Escalation Action (-1)

After escalation the attacker attempts actions that rely on escalated privileges. These include attempting to steal credentials, modifying the file system and recording keystrokes. If any of these actions are successful then a further penalty of one point deduction is applied.

PROTECTION ACCURACY		
Product	Protection Accuracy	Protection Accuracy (%)
Avira Free Security Suite	395	99%
Avast Free Antivirus	387	97%
Microsoft Defender Antivirus (consumer)	384	96%
Kaspersky Internet Security	379	95%
AVG Antivirus Free Edition	372	93%
Webroot Antivirus	362	91%
Norton LifeLock Security	360	90%
McAfee Internet Security	353	88%
Sophos Home Premium	346	87%

Average 92%



Protection Ratings are weighted to show that how products handle threats can be subtler than just 'win' or 'lose'.

# Annual Report 2021

Our 3rd Annual Report is now available

- Annual Awards Winners
- Ransomware in advanced security tests
- Security Testing DataBase
- Review: 6 years of endpoint protection



**DOWNLOAD THE REPORT NOW!**

(free – no registration)

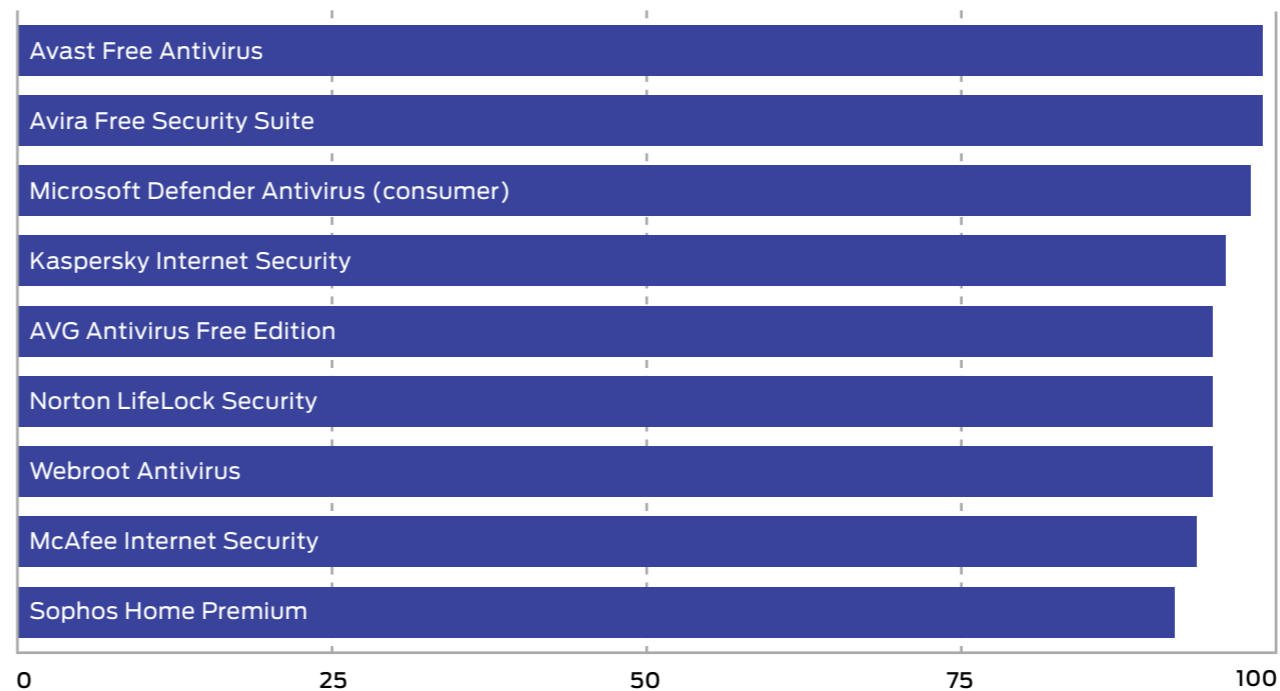
[selabs.uk/ar2021](https://selabs.uk/ar2021)

## 4. Protection Scores

This graph shows the overall level of protection, making no distinction between neutralised and blocked incidents.

For each product we add Blocked and Neutralised cases together to make one simple tally.

PROTECTION SCORES	
Product	Protection Score
Avast Free Antivirus	99
Avira Free Security Suite	99
Microsoft Defender Antivirus (consumer)	98
Kaspersky Internet Security	96
AVG Antivirus Free Edition	95
Norton LifeLock Security	95
Webroot Antivirus	95
McAfee Internet Security	94
Sophos Home Premium	92



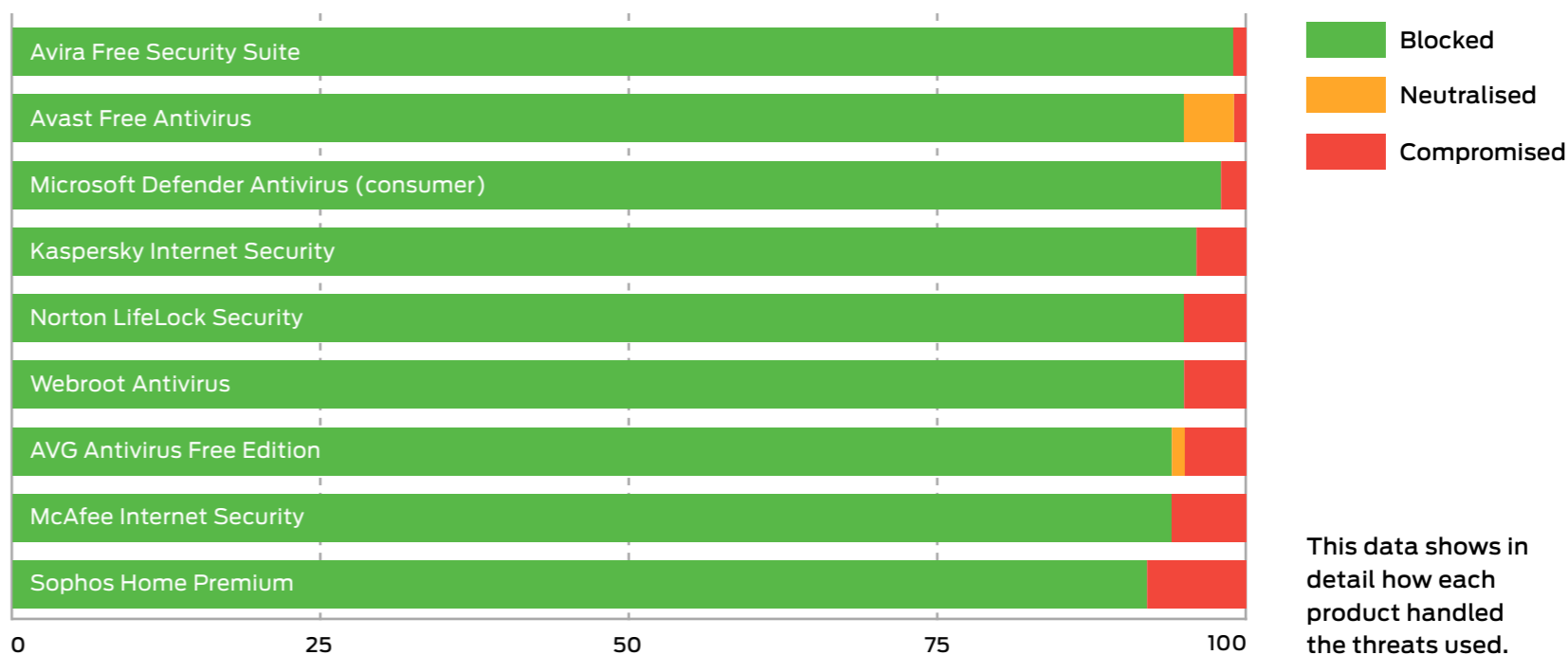
Protection Scores are a simple count of how many times a product protected the system.

## 5. Protection Details

These results break down how each product handled threats into some detail. You can see how many detected a threat and the levels of protection provided.

Products sometimes detect more threats than they protect against. This can happen when they recognise an element of the threat but aren't equipped to stop it. Products can also provide protection even if they don't detect certain threats. Some threats abort on detecting specific endpoint protection software.

PROTECTION DETAILS					
Product	Detected	Blocked	Neutralised	Compromised	Protected
Avira Free Security Suite	100	99	0	1	99
Avast Free Antivirus	100	95	4	1	99
Microsoft Defender Antivirus (consumer)	99	98	0	2	98
Kaspersky Internet Security	100	96	0	4	96
Norton LifeLock Security	100	95	0	5	95
Webroot Antivirus	100	95	0	5	95
AVG Antivirus Free Edition	100	94	1	5	95
McAfee Internet Security	95	94	0	6	94
Sophos Home Premium	95	92	0	8	92



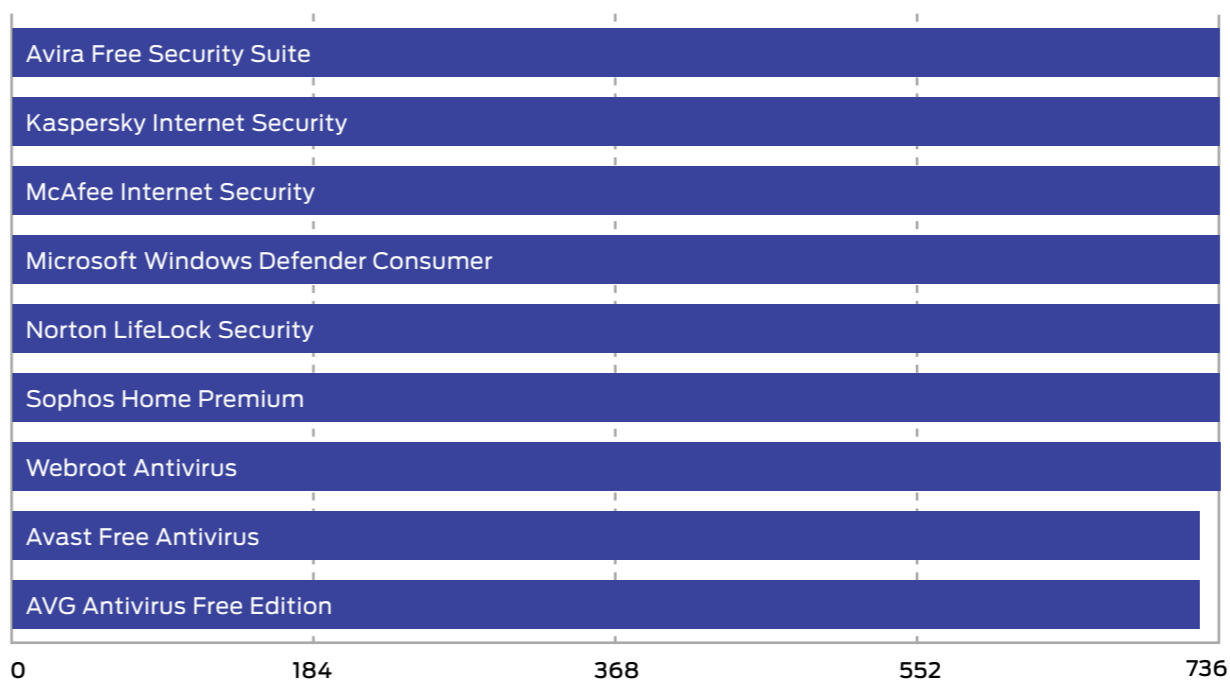
## 6. Legitimate Software Ratings

These ratings indicate how accurately the products classify legitimate applications and URLs, while also taking into account the interactions that each product has with the user. Ideally a product will either not classify a legitimate object or will classify it as safe. In neither case should it bother the user.

We also take into account the prevalence (popularity) of the applications and websites used in this part of the test, applying stricter penalties for when products misclassify very popular software and sites.

To understand how we calculate these ratings, see [6.3 Accuracy Ratings](#) on page 16.

LEGITIMATE SOFTWARE RATINGS		
Product	Legitimate Accuracy Rating	Legitimate Accuracy (%)
Avira Free Security Suite	736	100%
Kaspersky Internet Security	736	100%
McAfee Internet Security	736	100%
Microsoft Defender Antivirus (consumer)	736	100%
Norton LifeLock Security	736	100%
Sophos Home Premium	736	100%
Webroot Antivirus	736	100%
Avast Free Antivirus	724	98%
AVG Antivirus Free Edition	724	98%



Legitimate Software Ratings can indicate how well a vendor has tuned its detection engine.

## 6.1 Interaction Ratings

It's crucial that anti-malware endpoint products not only stop – or at least detect – threats, but that they allow legitimate applications to install and run without misclassifying them as malware. Such an error is known as a 'false positive' (FP).

In reality, genuine FPs are quite rare in testing. In our experience it is unusual for a legitimate application to be classified as 'malware'. More often it will be classified as 'unknown', 'suspicious' or 'unwanted' (or terms that mean much the same thing).

We use a subtle system of rating an endpoint's approach to legitimate objects, which takes into account how it classifies the application and how it presents that information to the user. Sometimes the endpoint software will pass the buck and demand that the user decide if the application is safe or not. In such cases the product may make a recommendation to allow or block. In other cases, the product will make no recommendation, which is possibly even less helpful.

If a product allows an application to install and run with no user interaction, or with simply a brief notification that the application is likely to be safe, it has achieved an optimum result. Anything else is a Non-Optimal Classification/Action (NOCA). We think that measuring NOCAs is more useful than counting the rarer FPs.

	None (allowed)	Click to Allow (default allow)	Click to Allow/Block (no recommendation)	Click to Block (default block)	None (blocked)	
Object is Safe	2	1.5	1			A
Object is Unknown	2	1	0.5	0	-0.5	B
Object is not Classified	2	0.5	0	-0.5	-1	C
Object is Suspicious	0.5	0	-0.5	-1	-1.5	D
Object is Unwanted	0	-0.5	-1	-1.5	-2	E
Object is Malicious				-2	-2	F
	1	2	3	4	5	

INTERACTION RATINGS		
Product	None (allowed)	Click to block (Default Block)
Avira Free Security Suite	100	
Kaspersky Internet Security	100	
McAfee Internet Security	100	
Microsoft Defender Antivirus (consumer)	100	
Norton LifeLock Security	100	
Sophos Home Premium	100	
Webroot Antivirus	100	
Avast Free Antivirus	99	1
AVG Antivirus Free Edition	99	1

Products that do not bother users and classify most applications correctly earn more points than those that ask questions and condemn legitimate applications.

## 6.2 Prevalence Ratings

There is a significant difference between an endpoint product blocking a popular application such as the latest version of Microsoft Word and condemning a rare Iranian dating toolbar for Internet Explorer 6. One is very popular all over the world and its detection as malware (or something less serious but still suspicious) is a big deal. Conversely, the outdated toolbar won't have had a comparably large user base even when it was new. Detecting this application as malware may be wrong, but it is less impactful in the overall scheme of things.

With this in mind, we collected applications of varying popularity and sorted them into five separate categories, as follows:

1. **Very High Impact**
2. **High Impact**
3. **Medium Impact**
4. **Low Impact**
5. **Very Low Impact**

Incorrectly handling any legitimate application will invoke penalties, but classifying Microsoft Word as malware and blocking it without any way for the user to override this will bring far greater penalties than doing the same for an ancient niche toolbar. In order to calculate these relative penalties, we assigned each impact category with a rating modifier, as shown in the table above.

LEGITIMATE SOFTWARE PREVALENCE RATING MODIFIERS	
Impact Category	Rating Modifier
Very High Impact	5
High Impact	4
Medium Impact	3
Low Impact	2
Very Low Impact	1

Applications were downloaded and installed during the test, but third-party download sites were avoided and original developers' URLs were used where possible. Download sites will sometimes bundle additional components into applications' install files, which may correctly cause anti-malware products to flag adware. We remove adware from the test set because it is often unclear how desirable this type of code is.

The prevalence for each application and URL is estimated using metrics such as third-party download sites and the data from Alexa.com's global traffic ranking system.

## 6.3 Accuracy Ratings

We calculate legitimate software accuracy ratings by multiplying together the interaction and prevalence ratings for each download and installation:

**Accuracy rating = Interaction rating x Prevalence rating**

If a product allowed one legitimate, Medium impact application to install with zero interaction with the user, then its Accuracy rating would be calculated like this:

**Accuracy rating = 2 x 3 = 6**

This same calculation is made for each legitimate application/site in the test and the results are summed and used to populate the graph and table shown under 6. Legitimate Software Ratings on page 14.



## 6.4 Distribution of Impact Categories

Endpoint products that were most accurate in handling legitimate objects achieved the highest ratings. If all objects were of the highest prevalence, the maximum possible rating would be 1,000 (100 incidents x (2 interaction rating x 5 prevalence rating)).

In this test there was a range of applications with different levels of prevalence. The table below shows the frequency:

LEGITIMATE SOFTWARE CATEGORY FREQUENCY	
Prevalence Rating	Frequency
Very High Impact	32
High Impact	32
Medium Impact	16
Low Impact	12
Very Low Impact	8

## 7. Conclusions

Attacks in this test included threats that affect the wider public and more closely targeted individuals and organisations. You could say that we tested the products with ‘public’ malware and full-on hacking attacks. We introduced the threats in a realistic way such that threats seen in the wild on websites were downloaded from those same websites, while threats caught spreading through email were delivered to our target systems as emails.

All of the products tested are well-known and should do well in this test. While we do ‘create’ threats by using publicly available free hacking tools, we don’t write unique malware so there is no technical reason why any vendor being tested should do poorly.

The results were generally strong and only one product, from **Microsoft**, failed to handle 100 per cent of the public threats effectively.

Targeted attacks were handled less well by all other products. None was 100% effective and while **Avast**, **Avira** and **Microsoft** stopped all but one, the other security software missed between four to eight attacks.

The products handled most legitimate objects correctly, with only two making a single mistake each. **Avast** and **AVG** advised the user block one object.

**Sophos** notes that despite the fact that it, “has a AAA rating, we’ve carefully noted the combination of factors that led to our overall score and have already taken immediate steps to update detections accordingly. We take third-party testing seriously and welcome SE Labs’ open approach to improving security and defences against attackers.”

The leading products from **Avira**, **Microsoft**, **Kaspersky**, **Avast**, **Webroot**, **AVG**, **Norton LifeLock**, **McAfee** and **Sophos** win AAA awards.

# Appendices

## APPENDIX A: Terms Used

TERM	MEANING
Compromised	The attack succeeded, resulting in malware running unhindered on the target. In the case of a targeted attack, the attacker was able to take remote control of the system and carry out a variety of tasks without hindrance.
Blocked	The attack was prevented from making any changes to the target.
False positive	When a security product misclassifies a legitimate application or website as being malicious, it generates a 'false positive'.
Neutralised	The exploit or malware payload ran on the target but was subsequently removed.
Complete Remediation	If a security product removes all significant traces of an attack, it has achieved complete remediation.
Target	The test system that is protected by a security product.
Threat	A program or sequence of interactions with the target that is designed to take some level of unauthorised control of that target.
Update	Security vendors provide information to their products in an effort to keep abreast of the latest threats. These updates may be downloaded in bulk as one or more files, or requested individually and live over the internet.

## APPENDIX B: FAQs

A [full methodology](#) for this test is available from our website.

- The products chosen for this test were selected by SE Labs.
- The test was unsponsored.
- The test was conducted between 1st July to 31st August 2021.
- All products were configured according to each vendor's recommendations, when such recommendations were provided.
- Malicious URLs and legitimate applications and URLs were independently located and verified by SE Labs.
- Targeted attacks were selected and verified by SE Labs.
- Malicious and legitimate data was provided to partner organisations once the test was complete.
- SE Labs conducted this endpoint security testing on physical PCs, not virtual machines.
- The web browser used in this test was Google Chrome. When testing Microsoft products Chrome was equipped with the Windows Defender Browser Protection browser extension (<https://browserprotection.microsoft.com>). We allow other browser extensions when a tested product requests a user install one or more.

**Q** What is a partner organisation? Can I become one to gain access to the threat data used in your tests?

**A** Partner organisations benefit from our consultancy services after a test has been run. Partners may gain access to low-level data that can be useful in product improvement initiatives and have permission to use award logos, where appropriate, for marketing purposes. We do not share data on one partner with other partners. We do not partner with organisations that do not engage in our testing.

**Q** I am a security vendor and you tested my product without permission. May I access the threat data to verify that your results are accurate?

**A** We are willing to share a certain level of test data with non-partner participants for free. The intention is to provide sufficient data to demonstrate that the results are accurate. For more in-depth data suitable for product improvement purposes we recommend becoming a partner.

## APPENDIX C: Product Versions

The table below shows the service's name as it was being marketed at the time of the test.

PRODUCT VERSIONS			
Vendor	Product	Build Version (start)	Build Version (end)
Avast	Free Antivirus	21.7.2481 (build 21.5.6354.689)	21.8.2487 (build 21.8.6586.691)
AVG	Antivirus Free Edition	21.7.3196 (build 21.5.6354.679)	21.8.3202 (build 21.7.6523.689)
Avira	Free Security Suite	1.1.51.20724	1.1.54.22911
Kaspersky	Internet Security	21.3.10.391 (f)	21.3.10.391 (f)
McAfee	Internet Security	16.0	16.0
Microsoft	Defender Antivirus (consumer)	Anti-malware Client Version: 4.18.2108.7 Engine Version: 1.1.18500.10 Anti-virus Version: 1.349.491.0 Anti-spyware Version: 1.349.491.0	Anti-malware Client Version: 4.18.2108.7 Engine Version: 1.1.18500.10 Anti-virus Version: 1.349.1077.0 Anti-spyware Version: 1.349.1077.0
Norton	LifeLock Security	22.21.8.62	22.21.8.62
Sophos	Home Premium	3.2.0	3.4.0
Webroot	Antivirus	9.0.28.42	9.0.28.42

## APPENDIX D: Attack Types

The table below shows how each product protected against the different types of attacks used in the test.

ATTACK TYPES			
Product	Web-Download	Targeted Attack	Protected
Avast Free Antivirus	75	24	99
Avira Free Security Suite	75	24	99
Microsoft Defender Antivirus (consumer)	74	24	98
Kaspersky Internet Security	75	21	96
AVG Antivirus Free Edition	75	20	95
Norton LifeLock Security	75	20	95
Webroot Antivirus	75	20	95
McAfee Internet Security	75	19	94
Sophos Home Premium	75	17	92



### **SE Labs Report Disclaimer**

1. The information contained in this report is subject to change and revision by SE Labs without notice.
2. SE Labs is under no obligation to update this report at any time.
3. SE Labs believes that the information contained within this report is accurate and reliable at the time of its publication, which can be found at the bottom of the contents page, but SE Labs does not guarantee this in any way.
4. All use of and any reliance on this report, or any information contained within this report, is solely at your own risk. SE Labs shall not be liable or responsible for any loss of profit (whether incurred directly or indirectly), any loss of goodwill or business reputation, any loss of data suffered, pure economic loss, cost of procurement of substitute goods or services, or other intangible loss, or any indirect, incidental, special or consequential loss, costs, damages, charges or expenses or exemplary damages arising his report in any way whatsoever.
5. The contents of this report does not constitute a recommendation, guarantee, endorsement or otherwise of any of the products listed, mentioned or tested.
6. The testing and subsequent results do not guarantee that there are no errors in the products, or that you will achieve the same or similar results. SE Labs does not guarantee in any way that the products will meet your expectations, requirements, specifications or needs.
7. Any trade marks, trade names, logos or images used in this report are the trade marks, trade names, logos or images of their respective owners.
8. The contents of this report are provided on an "AS IS" basis and accordingly SE Labs does not make any express or implied warranty or representation concerning its accuracy or completeness.