




Commission on Nurse Certification (CNC)

CNC is the autonomous certifying arm of the AACN who oversees the Clinical Nurse Leader (CNL) certification activities to assure communities of interest that certificants have met accepted standards of practice.



CNL Certification Exam Data

The following table indicates the pass rate for the new CNL exam administered during the Winter, Spring, and Summer testing cycles:

CNL EXAM ADMINISTERED (Winter, Spring, Summer) January 1 - August 15, 2021	CANDIDATES (Students & Faculty)	CANDIDATES 1st TIME (Students & Faculty)	STUDENTS ONLY	1st TIME STUDENTS	FACULTY ONLY	1st TIME FACULTY
TOTAL CANDIDATES	619	517	598	499	21	18
PASSED	425	385	409	371	16	14
FAILED	194	132	189	128	5	4
PASS RATE	69%	74%	68%	74%	76%	78%

Note: Aggregate data above includes candidates with outstanding RN license information who sat for the exam. These individuals are not officially certified and therefore the total number of candidates who have passed the exam may not reflect the actual number of certified CNLs.



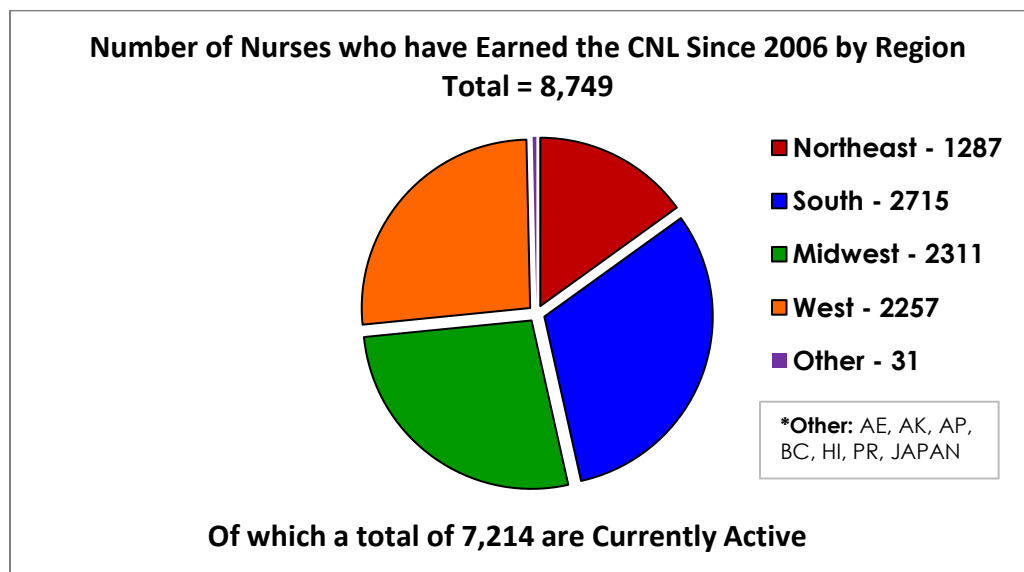
CNL Certification Exam Data (2010-2020)

The following table indicates the overall pass rate for the CNL exams administered since 2010.

YEAR	PASSED	FAILED	TOTAL CANDIDATES	PASS RATE
2010	406	191	597	68%
2011	488	242	730	67%
2012	597	225	822	73%
2013	646	249	895	72%
2014	711	241	952	75%
2015	709	371	1080	66%
2016	755	357	1112	68%
2017	761	324	1085	70%
2018	809	321	1130	72%
2019	858	317	1175	73%
2020	609	252	861	71%
OVERALL TOTALS	7349	3090	10439	70%

Note: Aggregate data includes candidates with outstanding RN license information who sat for the exam. These individuals are not officially certified and therefore the total number of candidates who have passed the exam may not reflect the actual number of certified CNLs.

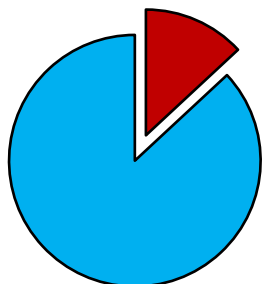
Earned CNL Certification Since 2006 by Region



Note: The total indicates the number of individuals who have earned Clinical Nurse Leader (CNL) Certification since 2006.

TRANSFORM. LEAD. EXPERIENCE.

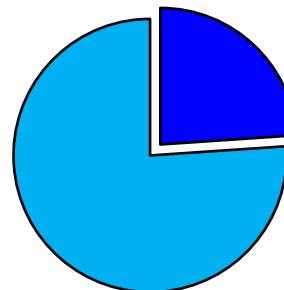
Earned CNL Since 2006 - Northeast Region



■ # Earned CNL in the Northeast - 1317
 ■ # Earned CNL Nationally - 8749

Northeast Region: CT, ME, MA, NH, NJ, NY, PA, RI, VT


Earned CNL Since 2006 - South Region



■ # Earned CNL in the South - 2751
 ■ # Earned CNL Nationally - 8749

South Region: AL, AR, DC, DE, FL, GA, KY, LA, MD, MS, NC, OK, SC, TN, TX, VA, WV

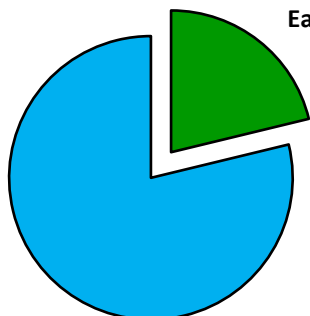
Earned CNL Since 2006 - Other



■ # Earned CNL in Other Areas - 31
 ■ # Earned CNL Nationally - 8749

Other: AE, AK, AP, AU, BC, HI, IRL, ON, PR, JAPAN

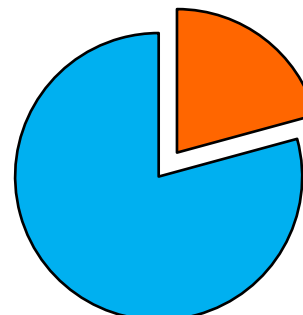
Earned CNL Since 2006 - Midwest Region



■ # Earned CNLs in the Midwest - 2356
 ■ # Earned CNL Nationally - 8749

Midwest Region: IL, IN, IA, KS, MI, MN, MO, ND, NE, OH, SD, WI

Earned CNL Since 2006 - West Region

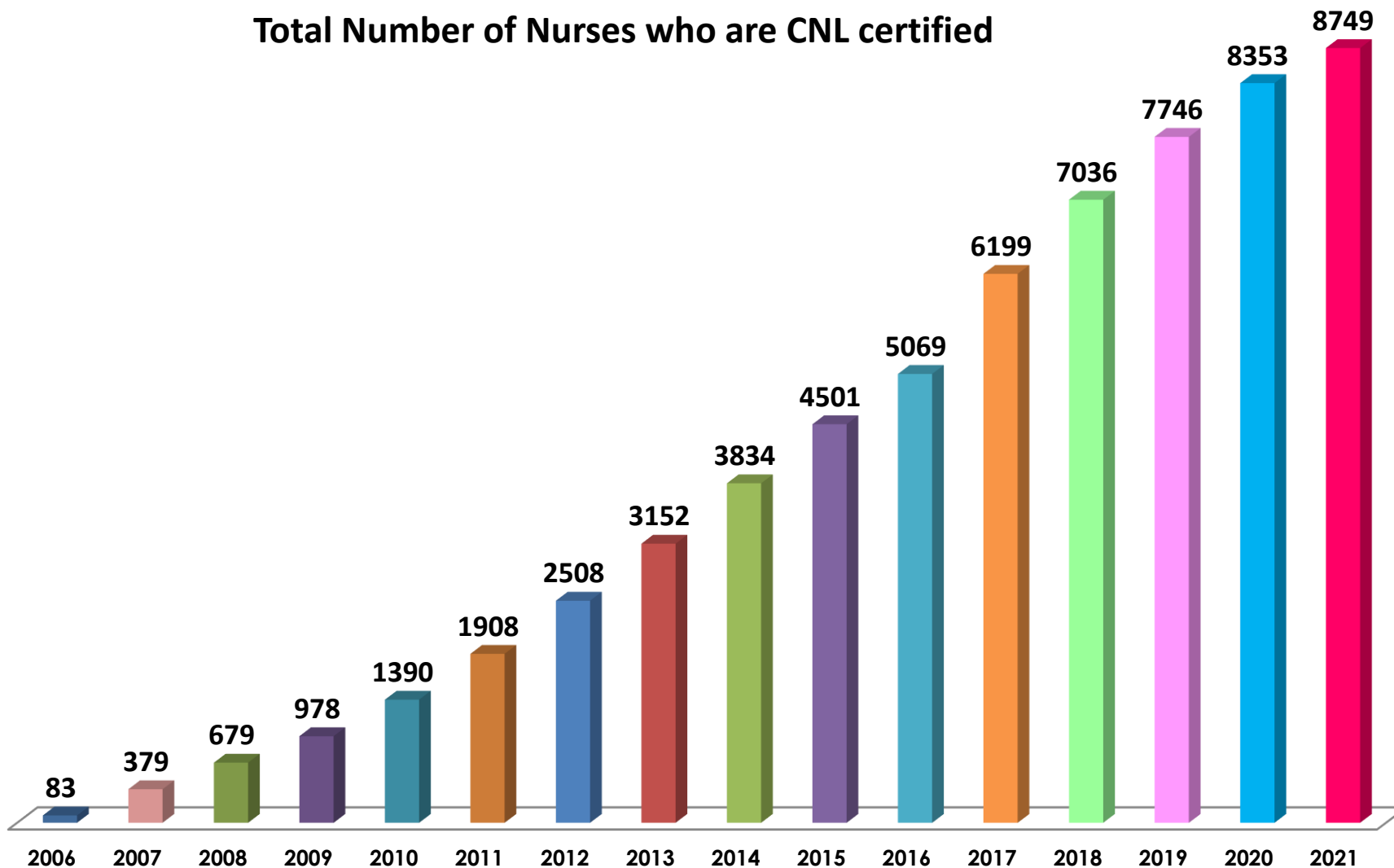


■ # Earned CNL in the West - 2293
 ■ # Earned CNL Nationally - 8749

West Region: AZ, CA, CO, ID, MT, NV, NM, OR, UT, WA, WY

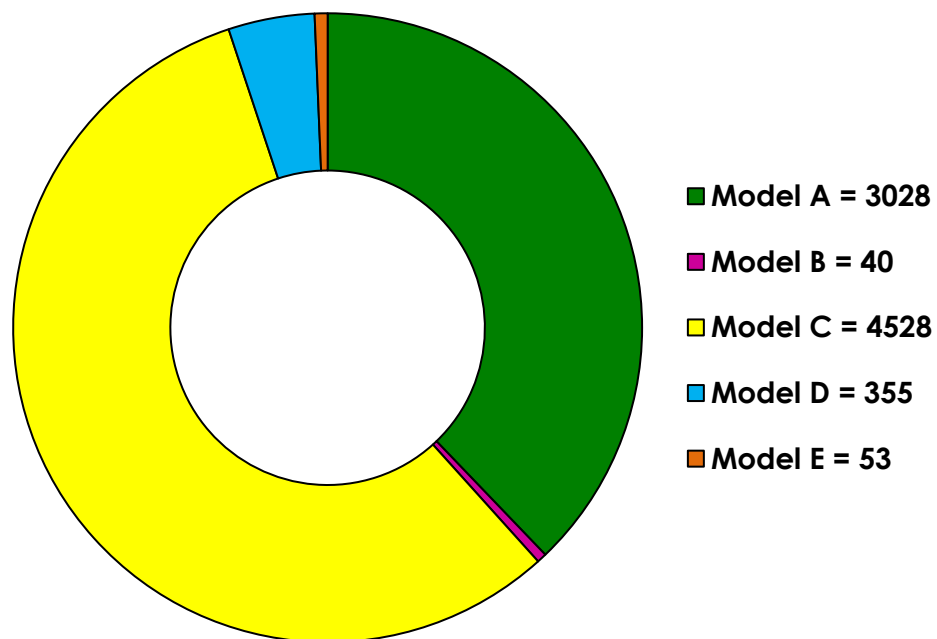


Total Number of Nurses who are CNL certified





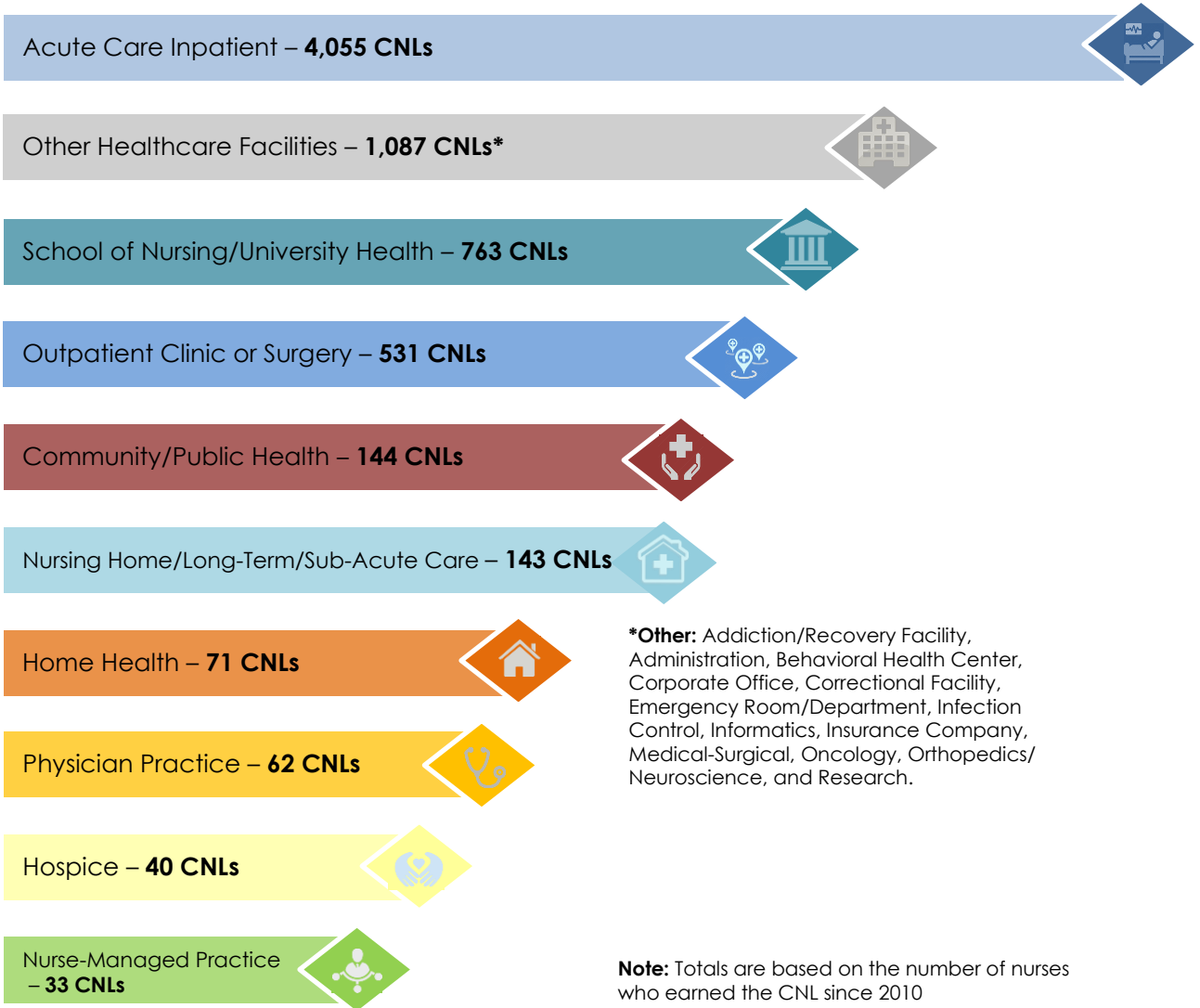
Earned CNL per Program Model as Provided by the Program Director since 2010



- **Model A:** Master's degree program designed for BSN graduates
- **Model B:** Master's degree program for BSN graduates that includes a post-BSN residency that awards master's credit
- **Model C:** Master's degree program designed for individuals with a baccalaureate degree in another discipline
- **Model D:** Master's degree program designed for ADN graduates (RN-MSN)
- **Model E:** Post-master's certificate program designed for individuals with a master's degree in nursing in another area of study




CNLs by Employment Setting and Type of Community



***Other:** Addiction/Recovery Facility, Administration, Behavioral Health Center, Corporate Office, Correctional Facility, Emergency Room/Department, Infection Control, Informatics, Insurance Company, Medical-Surgical, Oncology, Orthopedics/Neuroscience, and Research.

Note: Totals are based on the number of nurses who earned the CNL since 2010

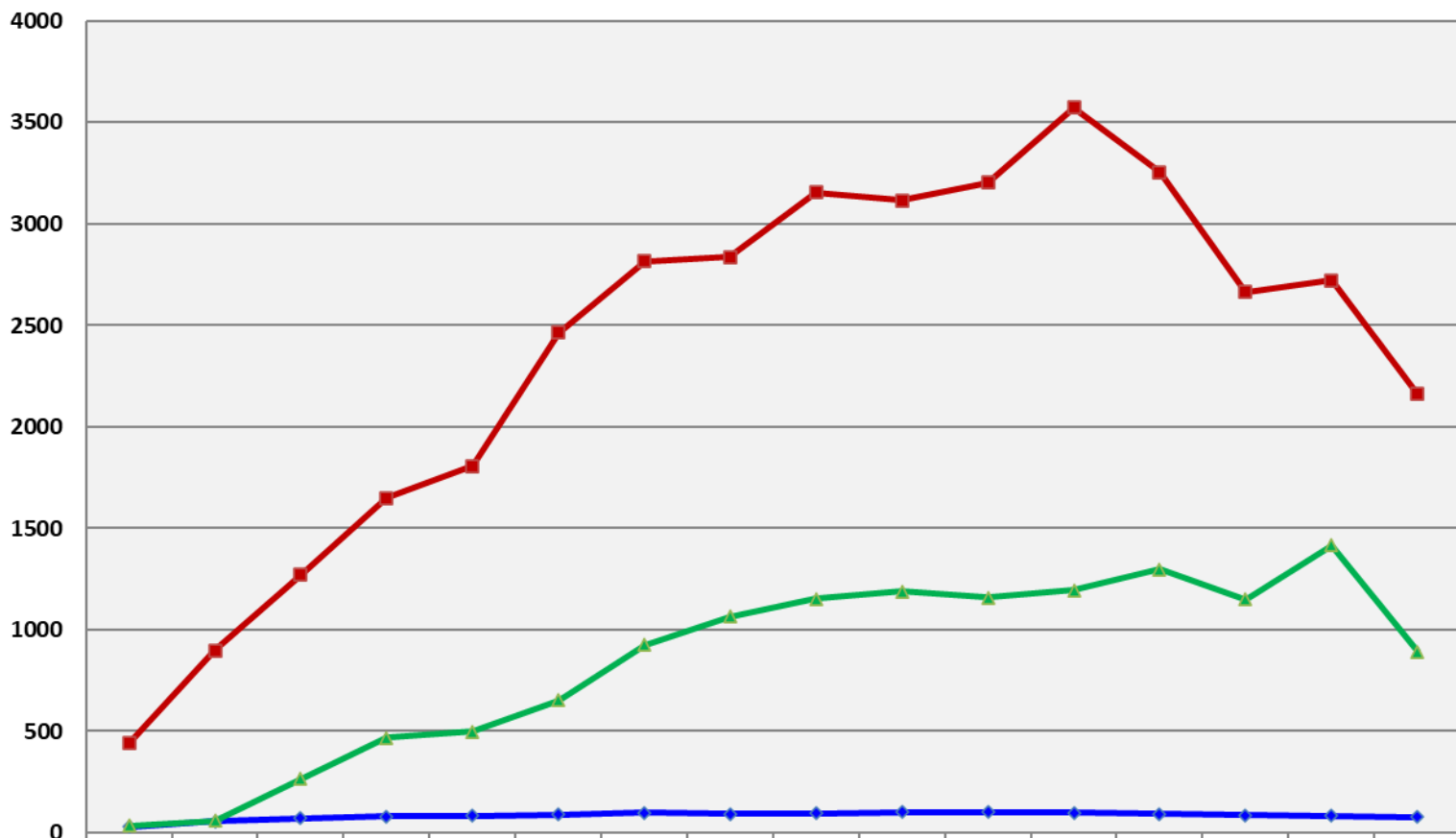


TRANSFORM. LEAD. EXPERIENCE.

LOCATION	ACTIVE CNLs	LOCATION	ACTIVE CNLs
Alabama - AL	163	Montana - MT	25
Alaska - AK	7	Nebraska - NE	18
Arizona - AZ	33	Nevada - NV	45
Arkansas - AR	24	New Hampshire - NH	216
California - CA	1422	New Jersey - NJ	213
Colorado - CO	56	New Mexico - NM	7
Connecticut - CT	151	New York - NY	144
Delaware - DE	7	North Carolina - NC	190
District of Columbia - DC	40	North Dakota - ND	1
Florida - FL	218	Ohio - OH	389
Georgia - GA	321	Oklahoma - OK	17
Hawaii - HI	8	Oregon - OR	62
Idaho - ID	13	Pennsylvania - PA	186
Illinois - IL	884	Rhode Island - RI	12
Indiana - IN	37	South Carolina - SC	85
Iowa - IA	81	South Dakota - SD	20
Kansas - KS	29	Tennessee - TN	108
Kentucky - KY	49	Texas - TX	401
Louisiana - LA	30	Utah - UT	8
Maine - ME	41	Vermont - VT	22
Maryland - MD	243	Virginia - VA	320
Massachusetts - MA	140	Washington - WA	126
Michigan - MI	129	West Virginia - WV	4
Minnesota - MN	36	Wisconsin - WI	242
Mississippi - MS	18	Wyoming - WY	2
Missouri - MO	160	Other - PR, International	11



Enrollment and Graduations of CNL Students 2005-2020



	2005	2006	2007	2008	2009	2010	2011	2012	2013	2014	2015	2016	2017	2018	2019	2020
CNL Programs	28	56	70	81	83	88	97	93	95	102	100	99	91	87	84	77
Enrolled Students	440	899	1270	1650	1808	2465	2817	2838	3155	3115	3202	3574	3255	2664	2722	2162
Graduates	36	60	265	467	499	654	926	1066	1153	1190	1158	1194	1298	1148	1416	893

AACN Institutional Data System (IDS). 2021