



Taking Action on Racial Equity and Justice

Learning Challenge Series—Discussion Guide and Workbook

Make a Positive Impact in Your Community



Click or tap [here](#) to watch a special message from Rev. Dr. Bernice King, CEO of The Martin Luther King, Jr. Center for Nonviolent Social Change in Atlanta, Georgia, and the youngest daughter of Dr. Martin Luther King, Jr.



Make an impact in your community

How will you make a positive impact in your community through service?

Making an impact in your community through service is a great way to connect with your community, make it a better place, and improve people's everyday lives.

Educational institutions around the world reflect the communities they serve. And today, learning happens everywhere—not just in classrooms. Through service to their communities, individuals can build valuable skills that lead to creative solutions.

To begin the journey of making lasting social change, we've created this guide that helps you explore ways to improve your community through service and learning.

As you take on this second challenge in the series, **Make a Positive Impact in Your Community**, be prepared to be reflective and inspired to make a difference wherever you are.



Resources About Service and Learning


Many important resources about service and learning are available that can help you generate thoughts, inspire questions, and provide a good foundational knowledge for this challenge. You can return to these resources anytime to further explore concepts and ideas.

Review the service and learning materials from The King Center

- [The King Center](#)
- [Nonviolence365® Education & Training](#)
- [The King Philosophy](#)

Build your knowledge base on racial equity and supplement your curriculum

- [Equal Justice Initiative](#)
- [Teaching Tolerance](#)
- [Helping Students Make Sense of News Stories about Bias and Injustice](#)
- [ADL Education Glossary Terms](#)
- [Common Sense Media Resources About Race and Racism](#)
- [Greater Good in Education Resources to Support Anti-Racist Learning](#)
- [epic! — Start a Conversation About Race](#)




Framework

Use the Challenge Based Learning framework to help organize your thoughts, ask questions, and conduct and synthesize research in order to design your solution.

1. Engage

Connect with the big idea, consider the impact on you personally, consider new viewpoints, and focus on the challenge's call to action.


Why is this something I should care about?
Why does it matter to me, or my community?



2. Investigate

Find ways to research these questions, and analyze your findings to help define your solution.


What do I need to know to help me (or us) better understand this so I can evaluate what I can do?



3. Act

Your investigation will help you define your solution. It may be personal or something that impacts your broader community. Don't stop at defining your solution—make sure to put it into action!

Based on what I've learned, what specific actions can I (or we) take to make a difference?





Engage

For Step 1, you'll identify and connect to the big idea, personalize it by creating key questions known as *Essential Questions*, and then formulate your challenge, which is a call to action. Explore the detailed descriptions below to better understand this step.



Big Idea: The universal theme or concept that can be explored in multiple ways and is important to you and your community.



Essential Questions: These questions help guide your thinking to inform possible solutions. Choose one question that you connect with the most.



Challenge: The essential question that becomes the call to action.





Applying Engage: Let's apply Step 1 to our second challenge, Make a Positive Impact in Your Community. The remainder of this workbook will guide you through the framework so that you can design and implement your own unique solutions to this challenge.




Big Idea: Community Impact



Essential Question: How can you create opportunities to make an impact in your community?



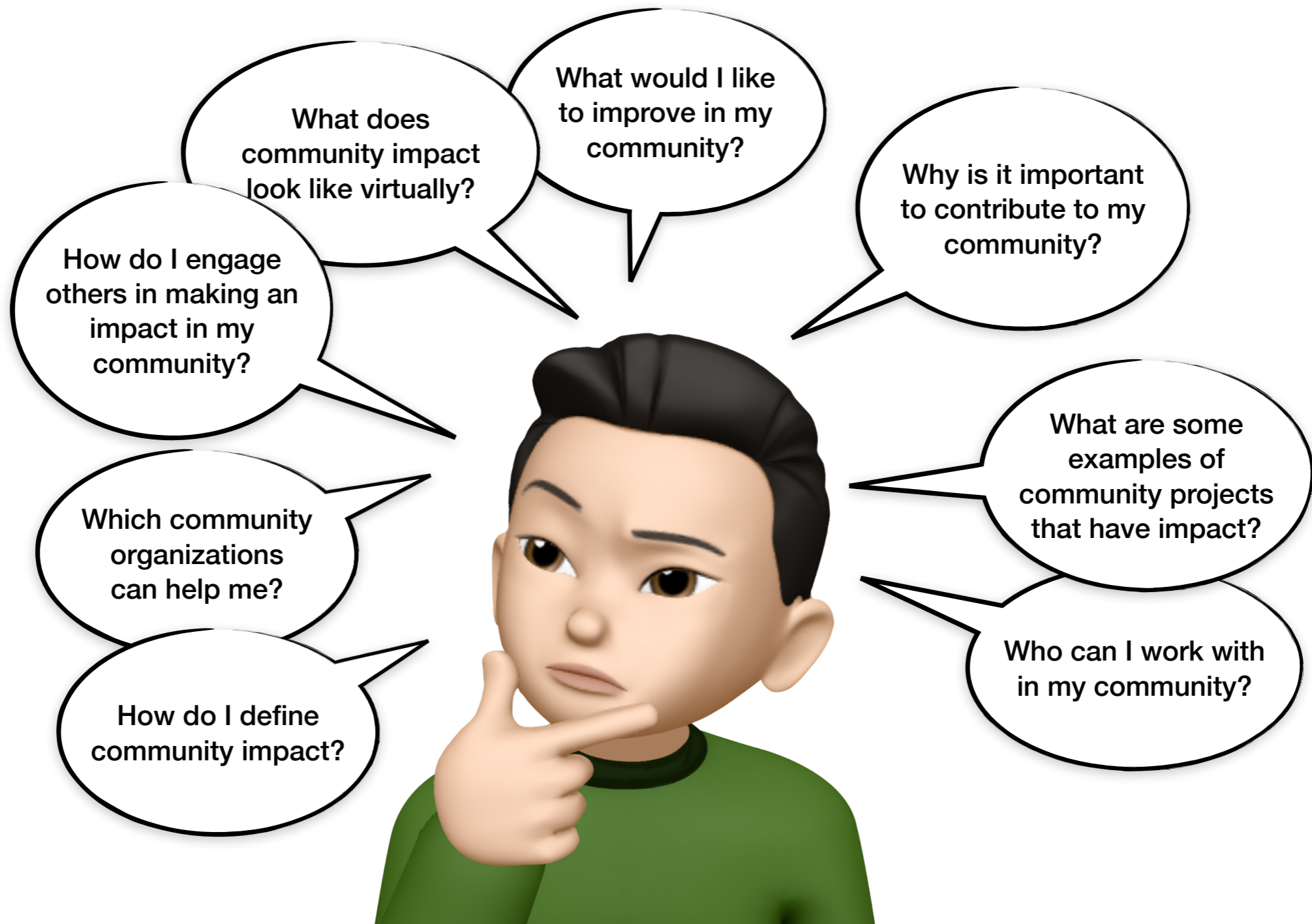
Challenge: Make a positive impact in your community, and share it with the world.





Investigate

Step 2 will lead you to identify questions known as *guiding questions*. Guiding questions are what you need to know to begin to create a solution to the challenge. Explore the sample guiding questions below.





Determine Your Questions: Now it's time to think of as many guiding questions as you can and add them to the space below. What do you need to know before you can begin designing a solution?

A large, spiral-bound notebook with a grey cover and a white page. The page is ruled with horizontal dashed lines. A cartoon character with orange hair and glasses is positioned at the bottom right of the page, looking towards the viewer.




Extension Activity: Get creative with drawing, photography, video, or music as a way to ask your guiding questions in a short video, a collage, a poster, or another creative expression.






Research Your Questions: Now that you have your guiding questions, you're ready to begin your research. Who can you interview? What other perspectives are out there? Capture the activities and resources you'll need to find the answers to your guiding questions.



A large, blank, lined page from a notebook, intended for writing down research activities and resources.





Synthesize Your Research Findings: Once you've completed your research, you'll need to evaluate and prioritize. This will lead you toward a solution to this challenge.

I've found local community organizations that are making an impact.


I've identified how my research does or doesn't align with my values.

I've determined who I can reach out to for help.

I've discovered other thoughts and ideas that should be considered.

I've established the most important themes and key points that help inform my call to action.

I've connected to something in my personal experience that I can use to inform my call to action.





Act


With this final step, it's now time to define your solution to the challenge.



Based on what I learned from my investigation, I propose the following solution . . .

What's actionable evidence?
What's measurable evidence?
What's impactful evidence?
Defining success helps define progress.

How am I planning to get to the solution?



Remember: A challenge can have many solutions. This keeps more people involved, engaged, and interested in the outcome.




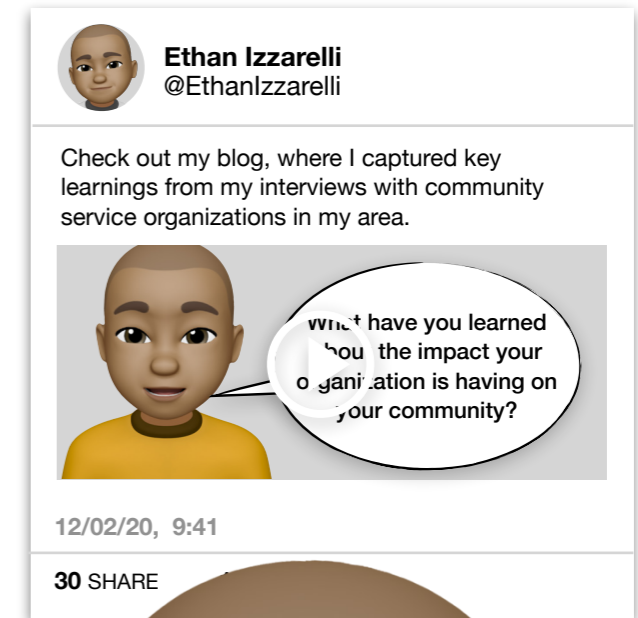
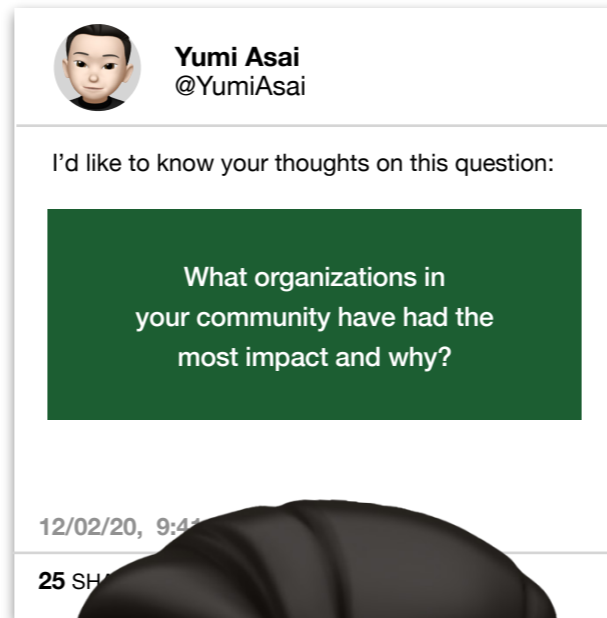
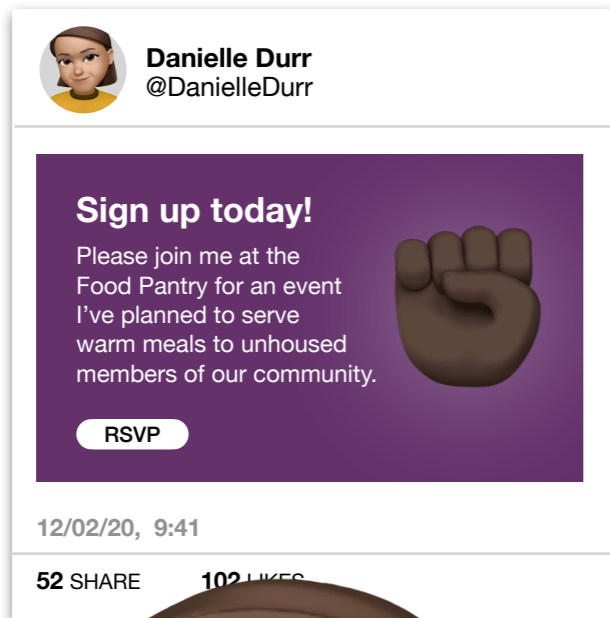


Act: Write or sketch your plan of action, including the specific steps you'll take to implement your solution and to share your results with others. This can include a list of people you want to reach out to or even the hashtags you'll use to get others involved.





Act: Now it's time to share how you came to your solution and the result of putting it into action! You can use creativity to express the impact of your solution through videos, poems, drawings, and photos. Don't forget about your creations from the extension activity on page 10. Then share your story with the world using [#ChallengeForChange!](#)



Resources

We've compiled some additional resources to help you learn more, work through the challenge, extend your learning, and tell your story.

Challenge Based Learning

- [Challenge Based Learning Guide](#)
- [Challenge Based Learning in Indonesia](#)
- [Write to Change the World: Challenge Based Learning for Persuasive Writing](#)

Apple Resources for Learning and Creativity

- [Apple Teacher](#)
- [Everyone Can Create guides](#)
- [Apple Education Learning Series](#)
- [Research for Educators](#)
- [Elements of Learning](#)

Taking Action on Racial Equity and Justice Learning Challenge Series

- [Challenge 1: Create Opportunities for Meaningful Conversations About Race](#)





TM and © 2021 Apple Inc. All rights reserved.