

2021 OFFICIAL NATIONAL FOOTBALL LEAGUE

RECORD & FACT BOOK



TOM BRADY
SUPER BOWL MVP



A

EAST



BUFFALO BILLS



MIAMI DOLPHINS



NEW ENGLAND PATRIOTS



NEW YORK JETS

NORTH



BALTIMORE RAVENS



CINCINNATI BENGALS



CLEVELAND BROWNS



PITTSBURGH STEELERS

SOUTH



HOUSTON TEXANS



INDIANAPOLIS COLTS



JACKSONVILLE JAGUARS



TENNESSEE TITANS

WEST



DENVER BRONCOS



KANSAS CITY CHIEFS



LAS VEGAS RAIDERS



LOS ANGELES CHARGERS

N

EAST



DALLAS COWBOYS



NEW YORK GIANTS



PHILADELPHIA EAGLES



WASHINGTON
FOOTBALL TEAM

NORTH



CHICAGO BEARS



DETROIT LIONS



GREEN BAY PACKERS



MINNESOTA VIKINGS

SOUTH



ATLANTA FALCONS



CAROLINA PANTHERS



NEW ORLEANS SAINTS



TAMPA BAY BUCCANEERS

WEST



ARIZONA CARDINALS



LOS ANGELES RAMS



SAN FRANCISCO 49ERS



SEATTLE SEAHAWKS



Official 2021 National Football League Record & Fact Book

NATIONAL FOOTBALL LEAGUE

345 Park Avenue, New York, N.Y. 10154 (212) 450-2000. NFL Internet Address: <http://www.NFL.com>.

Copyright © 2021 by the National Football League. All rights reserved. The information in this publication has been compiled for use by the news media to aid in reporting of the games and teams of the National Football League. No part of this book may be reproduced or transmitted in any form or by any means, electronic or mechanical, including photocopying, recording, or by any information storage and retrieval system, without permission in writing from the National Football League.

A National Football League Book.

Cover photo: Super Bowl LV Most Valuable Player Tom Brady from the Tampa Bay Buccaneers.

Compiled by the NFL Communications Department and Santo Labombarda, Elias Sports Bureau.

Edited by Michael Signora, Zak Gilbert, Sam Drexler, Cody Enos, Zach Bacall and Sarah Patti of NFL Communications Department. Layout by Zak Gilbert.

Cover Photography by AP Photo/Mark LoMoglio.

Design by NFL Creative.

Statistics by Elias Sports Bureau.

Produced by the NFL Communications Department.

Printed in the United States of America.

TABLE OF CONTENTS

A		I	
Active List	34	Important Dates, 2021-22	16
All-Pro Teams, 2020	244	Indianapolis Colts	73
Arizona Cardinals	135	Instant Replay	32
Associated Press Award Winners	518	Interconference Games	514
Associated Press Most Valuable Players	516	International Games	508
Atlanta Falcons	141	Internet, NFL on	682
Attendance, NFL's 10 Largest Weekends	326	J	
Attendance, 2020	242	Jacksonville Jaguars	79
Attendance, Paid, Year-by-Year	327	K	
Awards, 2020	243	Kansas City Chiefs	85
B		Kickoff Weekend, NFL Opening	509
Baltimore Ravens	37	Kickoff Weekend Won-Loss Records	285
Buffalo Bills	43	L	
Bye Weeks, Team Record After	298	Las Vegas Raiders	91
C		Los Angeles Chargers	97
Calendar, 2021-22 (Important Dates)	16	Los Angeles Rams	177
Carolina Panthers	147	M	
Chicago Bears	153	Miami Dolphins	103
Chronology of Professional Football	349	Minnesota Vikings	183
Cincinnati Bengals	49	Monday Night Football Individual Records	506
Cleveland Browns	55	Monday Night Football W-L Records	504
Close Games, Team Records In, 2020	299	N	
Coaches, Career Victories	24	New England Patriots	109
Coaches, More than 100 Career Victories	25	New Orleans Saints	189
Coldest Games	300	New York Giants	195
Comebacks, Greatest in NFL History	301	New York Jets	115
Commissioners, NFL	369	NFL Network	684
D		O	
Dallas Cowboys	159	Officials, 2021 Roster of	685
Denver Broncos	61	Oldest/Youngest Players, 2020	289
Detroit Lions	165	Outstanding Performers	576
Draft, All-Time Number-One Choices	520	Overtime, History of	305
Draft, History of Locations	521	Overtime Procedures	308
Draft, 2021	28	P	
F		Passer Rating System	294
First-Place Finish After Last-Place Finish	296	Passer Rating, Highest Postseason	295
First-Round Selections	522	Philadelphia Eagles	201
Free Agency, Movement History	34	Pittsburgh Steelers	121
G		Players of the Week/Month, 2020	243
Games Decided By 7 and 3 Points or Fewer, 1970-2020	298	Playoff Appearances by Seasons	297
Games Decided By 8 Points or Fewer, 1994-2020	298	Playoff Games	
Game-Winning Drives by Quarterback, 1970-2020	296	AFC Championship Games	490
Green Bay Packers	171	AFC Divisional Playoff Games	494
H		AFC First-Round Playoff Games	498
Hall of Fame, Pro Football	330	NFC Championship Games	492
Hall of Fame Games, NFL	348	NFC Divisional Playoff Games	496
Houston Texans	67	NFC First-Round Playoff Games	500
		Playoff Teams To Finish Regular Season At or Under .500	300
		Points, Most By Each Team	282
		Postseason, Individual, All-Time Top 10	304
		Postseason Play, Teams Win 10-Plus, Miss Playoffs	299
		Pro Bowl, All-Time Results	533

TABLE OF CONTENTS

Q	
Quarterbacks, Starting Records for Active Quarterbacks.....	296
Quarters, 2020 Score By.....	300
R	
Records, All-Time	
Individual Combined Kick Returns.....	553
Individual Combined Net Yards.....	556
Individual Fumbles.....	554
Individual Interceptions By.....	547
Individual Kickoff Returns.....	552
Individual Passing.....	541
Individual Punting.....	549
Individual Punt Returns.....	550
Individual Receiving.....	545
Individual Rushing.....	540
Individual Sacks.....	557
Individual Scoring.....	536
Individual Service.....	536
Individual Yards from Scrimmage.....	547
Team Championships.....	557
Team Combined Net Yards Rushing and Passing.....	563
Team Defense.....	572
Team First Downs.....	562
Team Fumbles.....	569
Team Games Won.....	558
Team Games Lost.....	558
Team Kickoff Returns.....	568
Team Passing.....	565
Team Penalties.....	571
Team Punting.....	567
Team Punt Returns.....	567
Team Rushing.....	564
Team Scoring.....	559
Team Tie Games.....	559
Team Turnovers.....	571
Records, Oldest.....	289
Records, Postseason.....	665
Retired Uniforms.....	293
Roster Limits, All-Time.....	34
S	
San Francisco 49ers.....	207
Schedule, 2021.....	4
Scheduling Formula, 2021-22.....	12
Scoring, Top 10 Weekends.....	326
Scoring, 60 Points in a Game.....	289
Season Recap, 2020	
2020 Regular-Season Results.....	234
2020 Regular-Season Standings.....	236
2020 Best Passing Performances.....	246
2020 Best Receiving Performances.....	247
2020 Best Rushing Performances.....	246
2020 Best Sack Performances.....	247
2020 Week-by-Week Standings.....	237
Seattle Seahawks.....	213
Standings, 1920-2020.....	370
Standings, 2020.....	236
Standings, Week-by-Week, 2020.....	237
Statistics	
NFL Active Leaders.....	21
Individual Leaders, 2011-20.....	288
Individual Leaders, Past Two, Three, Four Years.....	290
Outstanding Performers.....	576
Team Leaders, Past Two, Three, Four Years.....	291
What to Look for in 2021.....	18
Yearly Leaders.....	620
Statistics, 2020	
AFC, NFC and NFL Summary.....	252
American Football Conference Team Defense.....	249
American Football Conference Team Offense.....	248
Club Leaders.....	253
Club Rankings by Yards.....	253
Individual Field Goals.....	259
Individual Interceptions.....	274
Individual Passing.....	266
Individual Pass Receiving.....	270
Individual Rushing.....	262
Individual Sacks.....	278
Individual Scoring.....	254
National Football Conference Team Defense.....	251
National Football Conference Team Offense.....	250
Takeaway-Giveaway Table.....	253
Sunday Night Football W-L Records.....	502
Super Bowl Champions, Missed Playoffs the Next Season.....	299
Super Bowl Contention, 1978-2020.....	297
Super Bowl, Future Sites.....	487
Super Bowl, Game Results.....	488
Super Bowl LV, Game Summary.....	489
Super Bowl, Most Valuable Players.....	487
Super Bowl, Non-Division Winners That Played In.....	299
Super Bowl, Records.....	652
T	
Takeaway/Giveaways, 2011-20.....	288
Tampa Bay Buccaneers.....	219
Team Won-Loss Records, All-Time Regular-Season.....	309
Team Won-Loss Records Since 1970 AFL-NFL Merger.....	284
Team Won-Loss Records, Road Teams, 1970-2020.....	297
Team Won-Loss Records, 2011-20.....	286
Team vs. Team Results.....	400
Teams to Beat Opposing Team Three Times/Season, 1970-2020.....	300
Television, 10 Most Watched Programs/Sports Events.....	326
Tennessee Titans.....	127
Thanksgiving Day Football, 1920-2020.....	510
Thanksgiving Day Individual Records.....	513
Tie-Breaking Procedures.....	26
Trades, 2020-21.....	232
Two-Point Conversion Results, 1994-2020.....	298
W	
Walter Payton NFL Man of the Year.....	515
Washington Football Team.....	225
Winning Streaks, Longest Since 1970.....	296
Y	
Yearly Statistical Leaders.....	620

2021 SCHEDULE AND NOTE CALENDAR

All times Eastern. All dates and times subject to change.
NFL Network and Amazon simulcast subject to change.

	Thursday, August 5	NFL/Hall of Fame Game at Canton, Ohio Pittsburgh _____ vs. Dallas _____	FOX 8:00
PRESEASON/WEEK 1	Thursday, August 12	Washington _____ at New England _____ Pittsburgh _____ at Philadelphia _____	7:30 7:30
	Friday, August 13	Tennessee _____ at Atlanta _____ Buffalo _____ at Detroit _____ Dallas _____ at Arizona _____	7:00 7:00 10:00
	Saturday, August 14	Miami _____ at Chicago _____ Denver _____ at Minnesota _____ New Orleans _____ at Baltimore _____ Cleveland _____ at Jacksonville _____ New York Jets _____ at New York Giants _____ Cincinnati _____ at Tampa Bay _____ Houston _____ at Green Bay _____ Kansas City _____ at San Francisco _____ Seattle _____ at Las Vegas _____ Los Angeles Chargers _____ at Los Angeles Rams _____	1:00 4:00 7:00 7:00 7:30 7:30 8:00 8:30 9:00 10:00
	Sunday, August 15	Carolina _____ at Indianapolis _____	1:00
PRESEASON/WEEK 2	Thursday, August 19	New England _____ at Philadelphia _____	7:30
	Friday, August 20	Kansas City _____ at Arizona _____ Cincinnati _____ at Washington _____	ESPN 8:00 8:00
	Saturday, August 21	Buffalo _____ at Chicago _____ New York Jets _____ at Green Bay _____ Baltimore _____ at Carolina _____ Atlanta _____ at Miami _____ Detroit _____ at Pittsburgh _____ Tennessee _____ at Tampa Bay _____ Houston _____ at Dallas _____ Indianapolis _____ at Minnesota _____ Las Vegas _____ at Los Angeles Rams _____ Denver _____ at Seattle _____	1:00 4:25 7:00 7:00 7:30 7:30 8:00 8:00 10:00 10:00
	Sunday, August 22	New York Giants _____ at Cleveland _____ San Francisco _____ at Los Angeles Chargers _____	1:00 7:30
	Monday, August 23	Jacksonville _____ at New Orleans _____	ESPN 8:00
PRESEASON/WEEK 3	Friday, August 27	Indianapolis _____ at Detroit _____ Pittsburgh _____ at Carolina _____ Philadelphia _____ at New York Jets _____ Minnesota _____ at Kansas City _____	7:00 7:30 7:30 8:00
	Saturday, August 28	Green Bay _____ at Buffalo _____ Baltimore _____ at Washington _____ Chicago _____ at Tennessee _____ Tampa Bay _____ at Houston _____ Arizona _____ at New Orleans _____ Los Angeles Rams _____ at Denver _____ Los Angeles Chargers _____ at Seattle _____	1:00 6:00 7:00 8:00 8:00 9:05 10:00
	Sunday, August 29	Jacksonville _____ at Dallas _____ Miami _____ at Cincinnati _____ Las Vegas _____ at San Francisco _____ New England _____ at New York Giants _____ Cleveland _____ at Atlanta _____	1:00 CBS 4:00 4:00 6:00 NBC 8:00



2021 SCHEDULE AND NOTE CALENDAR



KICKOFF

Thursday, September 9	Dallas _____ at Tampa Bay _____	NBC 8:20
Sunday, September 12	Philadelphia _____ at Atlanta _____	FOX 1:00
	Pittsburgh _____ at Buffalo _____	CBS 1:00
	New York Jets _____ at Carolina _____	CBS 1:00
	Minnesota _____ at Cincinnati _____	FOX 1:00
	San Francisco _____ at Detroit _____	FOX 1:00
	Jacksonville _____ at Houston _____	CBS 1:00
	Seattle _____ at Indianapolis _____	FOX 1:00
	Arizona _____ at Tennessee _____	CBS 1:00
	Los Angeles Chargers _____ at Washington _____	CBS 1:00
	Cleveland _____ at Kansas City _____	CBS 4:25
	Miami _____ at New England _____	CBS 4:25
	Green Bay _____ at New Orleans _____	FOX 4:25
	Denver _____ at New York Giants _____	FOX 4:25
	Chicago _____ at Los Angeles Rams _____	NBC 8:20
Monday, September 13	Baltimore _____ at Las Vegas _____	ESPN/ABC 8:15

WEEK 2

Thursday, September 16	New York Giants _____ at Washington _____	NFLN 8:20
Sunday, September 19	New Orleans _____ at Carolina _____	FOX 1:00
	Cincinnati _____ at Chicago _____	FOX 1:00
	Houston _____ at Cleveland _____	CBS 1:00
	Los Angeles Rams _____ at Indianapolis _____	FOX 1:00
	Denver _____ at Jacksonville _____	CBS 1:00
	Buffalo _____ at Miami _____	FOX 1:00
	New England _____ at New York Jets _____	CBS 1:00
	San Francisco _____ at Philadelphia _____	FOX 1:00
	Las Vegas _____ at Pittsburgh _____	CBS 1:00
	Minnesota _____ at Arizona _____	FOX 4:05
	Atlanta _____ at Tampa Bay _____	FOX 4:05
	Dallas _____ at Los Angeles Chargers _____	CBS 4:25
	Tennessee _____ at Seattle _____	CBS 4:25
	Kansas City _____ at Baltimore _____	NBC 8:20
Monday, September 20	Detroit _____ at Green Bay _____	ESPN 8:15

WEEK 3

Thursday, September 23	Carolina _____ at Houston _____	NFLN 8:20
Sunday, September 26	Washington _____ at Buffalo _____	FOX 1:00
	Chicago _____ at Cleveland _____	FOX 1:00
	Baltimore _____ at Detroit _____	CBS 1:00
	Arizona _____ at Jacksonville _____	FOX 1:00
	Los Angeles Chargers _____ at Kansas City _____	CBS 1:00
	New Orleans _____ at New England _____	FOX 1:00
	Atlanta _____ at New York Giants _____	FOX 1:00
	Cincinnati _____ at Pittsburgh _____	CBS 1:00
	Indianapolis _____ at Tennessee _____	CBS 1:00
	New York Jets _____ at Denver _____	CBS 4:05
	Miami _____ at Las Vegas _____	CBS 4:05
	Tampa Bay _____ at Los Angeles Rams _____	FOX 4:25
	Seattle _____ at Minnesota _____	FOX 4:25
	Green Bay _____ at San Francisco _____	NBC 8:20
Monday, September 27	Philadelphia _____ at Dallas _____	ESPN 8:15

WEEK 4

Thursday, September 30	Jacksonville _____ at Cincinnati _____	NFLN 8:20
Sunday, October 3	Washington _____ at Atlanta _____	FOX 1:00
	Houston _____ at Buffalo _____	CBS 1:00
	Detroit _____ at Chicago _____	FOX 1:00
	Carolina _____ at Dallas _____	FOX 1:00
	Indianapolis _____ at Miami _____	CBS 1:00
	Cleveland _____ at Minnesota _____	CBS 1:00
	New York Giants _____ at New Orleans _____	FOX 1:00
	Tennessee _____ at New York Jets _____	CBS 1:00
	Kansas City _____ at Philadelphia _____	CBS 1:00
	Arizona _____ at Los Angeles Rams _____	FOX 4:05
	Seattle _____ at San Francisco _____	FOX 4:05
	Baltimore _____ at Denver _____	CBS 4:25
	Pittsburgh _____ at Green Bay _____	CBS 4:25
	Tampa Bay _____ at New England _____	NBC 8:20
Monday, October 4	Las Vegas _____ at Los Angeles Chargers _____	ESPN 8:15

2021 SCHEDULE AND NOTE CALENDAR

WEEK 5

Thursday, October 7	Los Angeles Rams _____ at Seattle _____	FOX/NFLN/Amazon 8:20
Sunday, October 10	New York Jets _____ at Atlanta (London) _____	NFLN 9:30a
	Philadelphia _____ at Carolina _____	FOX 1:00
	Green Bay _____ at Cincinnati _____	FOX 1:00
	New England _____ at Houston _____	CBS 1:00
	Tennessee _____ at Jacksonville _____	CBS 1:00
	Detroit _____ at Minnesota _____	FOX 1:00
	Denver _____ at Pittsburgh _____	FOX 1:00
	Miami _____ at Tampa Bay _____	CBS 1:00
	New Orleans _____ at Washington _____	CBS 1:00
	Cleveland _____ at Los Angeles Chargers _____	CBS 4:05
	Chicago _____ at Las Vegas _____	CBS 4:05
	San Francisco _____ at Arizona _____	FOX 4:25
	New York Giants _____ at Dallas _____	FOX 4:25
	Buffalo _____ at Kansas City _____	NBC* 8:20
Monday, October 11	Indianapolis _____ at Baltimore _____	ESPN 8:15

WEEK 6

Open Date:
Atlanta, New Orleans,
New York Jets, San Francisco

Thursday, October 14	Tampa Bay _____ at Philadelphia _____	FOX/NFLN/Amazon 8:20
Sunday, October 17	Miami _____ at Jacksonville (London) _____	CBS 9:30a
	Los Angeles Chargers _____ at Baltimore _____	CBS 1:00
	Minnesota _____ at Carolina _____	FOX 1:00
	Green Bay _____ at Chicago _____	FOX 1:00
	Cincinnati _____ at Detroit _____	FOX 1:00
	Houston _____ at Indianapolis _____	CBS 1:00
	Los Angeles Rams _____ at New York Giants _____	FOX 1:00
	Kansas City _____ at Washington _____	CBS 1:00
	Arizona _____ at Cleveland _____	FOX 4:05
	Las Vegas _____ at Denver _____	CBS 4:25
	Dallas _____ at New England _____	CBS 4:25
	Seattle _____ at Pittsburgh _____	NBC* 8:20
Monday, October 18	Buffalo _____ at Tennessee _____	ESPN 8:15

WEEK 7

Open Date:
Buffalo, Dallas,
Jacksonville, L.A. Chargers,
Minnesota, Pittsburgh

Thursday, October 21	Denver _____ at Cleveland _____	FOX/NFLN/Amazon 8:20
Sunday, October 24	Cincinnati _____ at Baltimore _____	CBS 1:00
	Washington _____ at Green Bay _____	FOX 1:00
	Atlanta _____ at Miami _____	FOX 1:00
	New York Jets _____ at New England _____	CBS 1:00
	Carolina _____ at New York Giants _____	FOX 1:00
	Kansas City _____ at Tennessee _____	CBS 1:00
	Detroit _____ at Los Angeles Rams _____	FOX 4:05
	Philadelphia _____ at Las Vegas _____	FOX 4:05
	Houston _____ at Arizona _____	CBS 4:25
	Chicago _____ at Tampa Bay _____	CBS 4:25
	Indianapolis _____ at San Francisco _____	NBC* 8:20
Monday, October 25	New Orleans _____ at Seattle _____	ESPN 8:15

WEEK 8

Open Date:
Baltimore, Las Vegas

Thursday, October 28	Green Bay _____ at Arizona _____	FOX/NFLN/Amazon 8:20
Sunday, October 31	Carolina _____ at Atlanta _____	FOX 1:00
	Miami _____ at Buffalo _____	CBS 1:00
	San Francisco _____ at Chicago _____	FOX 1:00
	Pittsburgh _____ at Cleveland _____	CBS 1:00
	Philadelphia _____ at Detroit _____	FOX 1:00
	Los Angeles Rams _____ at Houston _____	FOX 1:00
	Tennessee _____ at Indianapolis _____	CBS 1:00
	Cincinnati _____ at New York Jets _____	CBS 1:00
	New England _____ at Los Angeles Chargers _____	CBS 4:05
	Jacksonville _____ at Seattle _____	CBS 4:05
	Washington _____ at Denver _____	FOX 4:25
	Tampa Bay _____ at New Orleans _____	FOX 4:25
	Dallas _____ at Minnesota _____	NBC* 8:20
Monday, November 1	New York Giants _____ at Kansas City _____	ESPN 8:15

2021 SCHEDULE AND NOTE CALENDAR

WEEK 9

Open Date:
Detroit, Seattle,
Tampa Bay, Washington

Thursday, November 4	New York Jets _____ at Indianapolis _____	FOX/NFLN/Amazon 8:20
Sunday, November 7	Minnesota _____ at Baltimore _____	FOX 1:00
	New England _____ at Carolina _____	CBS 1:00
	Cleveland _____ at Cincinnati _____	CBS 1:00
	Denver _____ at Dallas _____	FOX 1:00
	Buffalo _____ at Jacksonville _____	CBS 1:00
	Houston _____ at Miami _____	FOX 1:00
	Atlanta _____ at New Orleans _____	FOX 1:00
	Las Vegas _____ at New York Giants _____	CBS 1:00
	Los Angeles Chargers _____ at Philadelphia _____	CBS 4:05
	Green Bay _____ at Kansas City _____	FOX 4:25
	Arizona _____ at San Francisco _____	FOX 4:25
	Tennessee _____ at Los Angeles Rams _____	NBC* 8:20
Monday, November 8	Chicago _____ at Pittsburgh _____	ESPN 8:15

WEEK 10

Open Date:
Chicago, Cincinnati,
Houston, N.Y. Giants

Thursday, November 11	Baltimore _____ at Miami _____	FOX/NFLN/Amazon 8:20
Sunday, November 14	Atlanta _____ at Dallas _____	FOX 1:00
	Jacksonville _____ at Indianapolis _____	CBS 1:00
	Cleveland _____ at New England _____	CBS 1:00
	Buffalo _____ at New York Jets _____	CBS 1:00
	Detroit _____ at Pittsburgh _____	FOX 1:00
	New Orleans _____ at Tennessee _____	CBS 1:00
	Tampa Bay _____ at Washington _____	FOX 1:00
	Carolina _____ at Arizona _____	FOX 4:05
	Minnesota _____ at Los Angeles Chargers _____	FOX 4:05
	Philadelphia _____ at Denver _____	CBS 4:25
	Seattle _____ at Green Bay _____	CBS 4:25
	Kansas City _____ at Las Vegas _____	NBC* 8:20
Monday, November 15	Los Angeles Rams _____ at San Francisco _____	ESPN 8:15

WEEK 11

Open Date:
Denver, L.A. Rams

Thursday, November 18	New England _____ at Atlanta _____	FOX/NFLN/Amazon 8:20
Sunday, November 21	Indianapolis _____ at Buffalo _____	CBS 1:00
	Washington _____ at Carolina _____	FOX 1:00
	Baltimore _____ at Chicago _____	CBS 1:00
	Detroit _____ at Cleveland _____	FOX 1:00
	San Francisco _____ at Jacksonville _____	FOX 1:00
	Green Bay _____ at Minnesota _____	FOX 1:00
	Miami _____ at New York Jets _____	CBS 1:00
	New Orleans _____ at Philadelphia _____	FOX 1:00
	Houston _____ at Tennessee _____	CBS 1:00
	Cincinnati _____ at Las Vegas _____	CBS 4:05
	Dallas _____ at Kansas City _____	FOX 4:25
	Arizona _____ at Seattle _____	FOX 4:25
	Pittsburgh _____ at Los Angeles Chargers _____	NBC* 8:20
Monday, November 22	New York Giants _____ at Tampa Bay _____	ESPN 8:15

WEEK 12

Open Date:
Arizona, Kansas City



Thursday, November 25	Chicago _____ at Detroit (Thanksgiving) _____	FOX 12:30
	Las Vegas _____ at Dallas (Thanksgiving) _____	CBS 4:30
	Buffalo _____ at New Orleans (Thanksgiving) _____	NBC 8:20
Sunday, November 28	Pittsburgh _____ at Cincinnati _____	CBS 1:00
	New York Jets _____ at Houston _____	CBS 1:00
	Tampa Bay _____ at Indianapolis _____	FOX 1:00
	Atlanta _____ at Jacksonville _____	CBS 1:00
	Carolina _____ at Miami _____	FOX 1:00
	Tennessee _____ at New England _____	CBS 1:00
	Philadelphia _____ at New York Giants _____	FOX 1:00
	Los Angeles Chargers _____ at Denver _____	CBS 4:05
	Los Angeles Rams _____ at Green Bay _____	FOX 4:25
	Minnesota _____ at San Francisco _____	FOX 4:25
	Cleveland _____ at Baltimore _____	NBC* 8:20
Monday, November 29	Seattle _____ at Washington _____	ESPN 8:15

2021 SCHEDULE AND NOTE CALENDAR

WEEK 13

Open Date:
Carolina, Cleveland,
Green Bay, Tennessee

Thursday, December 2	Dallas _____ at New Orleans _____	FOX/NFLN/Amazon 8:20
Sunday, December 5	Tampa Bay _____ at Atlanta _____	FOX 1:00
	Arizona _____ at Chicago _____	FOX 1:00
	Los Angeles Chargers _____ at Cincinnati _____	FOX 1:00
	Minnesota _____ at Detroit _____	CBS 1:00
	Indianapolis _____ at Houston _____	CBS 1:00
	Denver _____ at Kansas City _____	CBS 1:00
	New York Giants _____ at Miami _____	FOX 1:00
	Philadelphia _____ at New York Jets _____	CBS 1:00
	Washington _____ at Las Vegas _____	FOX 4:05
	Jacksonville _____ at Los Angeles Rams _____	CBS 4:25
	Baltimore _____ at Pittsburgh _____	CBS 4:25
	San Francisco _____ at Seattle _____	NBC* 8:20
Monday, December 6	New England _____ at Buffalo _____	ESPN 8:15

WEEK 14

Open Date:
Indianapolis, Miami,
New England, Philadelphia

Thursday, December 9	Pittsburgh _____ at Minnesota _____	FOX/NFLN/Amazon 8:20
Sunday, December 12	Atlanta _____ at Carolina _____	FOX 1:00
	San Francisco _____ at Cincinnati _____	CBS 1:00
	Baltimore _____ at Cleveland _____	CBS 1:00
	Seattle _____ at Houston _____	FOX 1:00
	Las Vegas _____ at Kansas City _____	CBS 1:00
	New Orleans _____ at New York Jets _____	FOX 1:00
	Jacksonville _____ at Tennessee _____	CBS 1:00
	Dallas _____ at Washington _____	FOX 1:00
	Detroit _____ at Denver _____	FOX 4:05
	New York Giants _____ at Los Angeles Chargers _____	FOX 4:05
	Buffalo _____ at Tampa Bay _____	CBS 4:25
	Chicago _____ at Green Bay _____	NBC* 8:20
Monday, December 13	Los Angeles Rams _____ at Arizona _____	ESPN 8:15

WEEK 15

Thursday, December 16	Kansas City _____ at Los Angeles Chargers _____	FOX/NFLN/Amazon 8:20
Saturday, December 18	#TBD	#NFLN 4:30
	#TBD	#NFLN 8:15
	Carolina _____ at Buffalo _____	#TBD TBD
	Las Vegas _____ at Cleveland _____	#TBD TBD
	New England _____ at Indianapolis _____	#TBD TBD
	New York Jets _____ at Miami _____	#TBD TBD
	Washington _____ at Philadelphia _____	#TBD TBD
Sunday, December 19	Green Bay _____ at Baltimore _____	FOX 1:00
	Arizona _____ at Detroit _____	FOX 1:00
	Houston _____ at Jacksonville _____	CBS 1:00
	Dallas _____ at New York Giants _____	FOX 1:00
	Tennessee _____ at Pittsburgh _____	CBS 1:00
	Cincinnati _____ at Denver _____	CBS 4:05
	Atlanta _____ at San Francisco _____	CBS 4:05
	Seattle _____ at Los Angeles Rams _____	FOX 4:25
	New Orleans _____ at Tampa Bay _____	NBC* 8:20
Monday, December 20	Minnesota _____ at Chicago _____	ESPN 8:15

WEEK 16

Thursday, December 23	San Francisco _____ at Tennessee _____	NFLN 8:20
Saturday, December 25	Cleveland _____ at Green Bay _____	FOX/NFLN/Amazon 4:30
	Indianapolis _____ at Arizona _____	NFLN 8:15
Sunday, December 26	Detroit _____ at Atlanta _____	FOX 1:00
	Tampa Bay _____ at Carolina _____	FOX 1:00
	Baltimore _____ at Cincinnati _____	CBS 1:00
	Los Angeles Chargers _____ at Houston _____	CBS 1:00
	Los Angeles Rams _____ at Minnesota _____	FOX 1:00
	Buffalo _____ at New England _____	CBS 1:00
	Jacksonville _____ at New York Jets _____	CBS 1:00
	New York Giants _____ at Philadelphia _____	FOX 1:00
	Chicago _____ at Seattle _____	FOX 4:05
	Pittsburgh _____ at Kansas City _____	CBS 4:25
	Denver _____ at Las Vegas _____	CBS 4:25
	Washington _____ at Dallas _____	NBC* 8:20
Monday, December 27	Miami _____ at New Orleans _____	ESPN 8:15

2021 SCHEDULE AND NOTE CALENDAR

WEEK 17

Sunday, January 2	Atlanta _____ at Buffalo _____	FOX 1:00
	New York Giants _____ at Chicago _____	CBS 1:00
	Kansas City _____ at Cincinnati _____	CBS 1:00
	Arizona _____ at Dallas _____	FOX 1:00
	Las Vegas _____ at Indianapolis _____	CBS 1:00
	Jacksonville _____ at New England _____	CBS 1:00
	Carolina _____ at New Orleans _____	FOX 1:00
	Tampa Bay _____ at New York Jets _____	FOX 1:00
	Miami _____ at Tennessee _____	CBS 1:00
	Philadelphia _____ at Washington _____	FOX 1:00
	Denver _____ at Los Angeles Chargers _____	CBS 4:05
	Houston _____ at San Francisco _____	CBS 4:05
	Los Angeles Rams _____ at Baltimore _____	FOX 4:25
	Detroit _____ at Seattle _____	FOX 4:25
	Minnesota _____ at Green Bay _____	NBC* 8:20
Monday, January 3	Cleveland _____ at Pittsburgh _____	ESPN 8:15

WEEK 18

Saturday, January 8	^TBD	^ESPN/ABC 4:30
	^TBD	^ESPN/ABC 8:15
Sunday, January 9	New Orleans _____ at Atlanta _____	FOX 1:00
	Pittsburgh _____ at Baltimore _____	CBS 1:00
	New York Jets _____ at Buffalo _____	CBS 1:00
	Cincinnati _____ at Cleveland _____	CBS 1:00
	Green Bay _____ at Detroit _____	FOX 1:00
	Tennessee _____ at Houston _____	CBS 1:00
	Indianapolis _____ at Jacksonville _____	CBS 1:00
	New England _____ at Miami _____	CBS 1:00
	Chicago _____ at Minnesota _____	FOX 1:00
	Washington _____ at New York Giants _____	FOX 1:00
	Dallas _____ at Philadelphia _____	FOX 1:00
	Carolina _____ at Tampa Bay _____	FOX 1:00
	Seattle _____ at Arizona _____	FOX 4:25
	Kansas City _____ at Denver _____	CBS 4:25
	San Francisco _____ at Los Angeles Rams _____	FOX 4:25
	Los Angeles Chargers _____ at Las Vegas _____	CBS 4:25
	^TBD	NBC^ 8:20

2021 SCHEDULE NOTES

* The NFL again will utilize "flexible scheduling" in 2021. Flexible scheduling will be used in Weeks 11-18. Additionally, in Weeks 5-10, flexible scheduling may be used in no more than two weeks. In Weeks 5-17, the schedule lists the games tentatively set for Sunday Night Football on NBC. Only Sunday afternoon games are eligible to be moved to Sunday night, in which case the tentatively scheduled Sunday night game would be moved to an afternoon start time. Flexible scheduling will not be applied to games airing on Thursday or Monday nights.

A select number of games will be "cross-flexed," moving between CBS and FOX to bring potentially underdistributed games to wider audiences. Some of those contests were announced in May and other "cross-flexed" games will be decided during the season.

In Week 15, two of the five matchups designated as TBD will be played on Saturday with the remainder to be played on Sunday. Specific dates and start times for such designated Week 15 matchups will be determined and announced no later than four weeks prior to game day.

^ For Week 18, two Saturday games and the Sunday night game will be announced no later than six days prior to January 9. The schedule does not list Saturday games or a Sunday night game in Week 18, but games with playoff implications will be moved to those "TBD" time slots. In Week 18, two games will be played on Saturday (one at 4:30 PM ET and one at 8:15 PM ET), one matchup will be played on Sunday night at 8:20 PM ET, and the remainder will be played on Sunday afternoon at 1:00 PM ET and 4:25 PM ET. Specific dates and start times for Week 18 matchups will be determined and announced following the conclusion of Week 17.

Flexible scheduling ensures quality matchups in all Sunday time slots in those weeks and gives "surprise" teams a chance to play their way into primetime.

All times Eastern. All dates and times subject to change. NFL Network and Amazon simulcast subject to change.

POSTSEASON SCHEDULE & SITE PRIORITIES

Super Wild Card

Beginning Saturday, Jan. 15, 2022

Weekend

Site Priorities

The No. 1 seed in each conference will receive a bye. Using NFL tie-breaking procedures, the remaining division champions in each conference will be seeded 2, 3 and 4, followed by the next three teams per conference seeded 5, 6 and 7. Wild Card games will feature the 2 seed hosting the 7 seed, the 3 seed hosting the 6 seed and the 4 seed hosting the 5 seed. There are no restrictions on intra-division games.



_____ at _____
 _____ at _____
 _____ at _____



_____ at _____
 _____ at _____
 _____ at _____



Divisional Playoff Games

Beginning Saturday, Jan. 22, 2022

American Football Conference

Site Priorities

In each conference, the division champion with the highest won-lost-tied percentage during the regular season will play host to the lowest-seeded Wild Card survivor. The other two Wild Card winners play in the other game, with the team with the higher seed playing host. There are no restrictions on intra-division games.



_____ at _____
 _____ National Football Conference
 _____ at _____

American Football Conference

_____ at _____
 _____ National Football Conference
 _____ at _____



Championship Games

Sunday, Jan. 30, 2022

American Football Conference

Site Priorities

The home teams will be the surviving playoff winners with the highest seeds. A team that did not win its division cannot play host unless two teams that did not win their divisions are in the game.



_____ at _____
 _____ National Football Conference
 _____ at _____



2022 Pro Bowl

Sunday, Feb. 6, 2022

2022 Pro Bowl, Allegiant Stadium, Las Vegas



American Football Conference _____ vs. National Football Conference _____


Super Bowl LVI

Sunday, Feb. 13, 2022

Super Bowl LVI, SoFi Stadium, Los Angeles

This season, the AFC champion will serve as the designated home team and have the choice of uniform color.

_____ vs. _____



NATIONALLY TELEVISED GAMES

2021 NATIONALLY TELEVISED REGULAR-SEASON GAMES

All times ET and PM unless otherwise notated

Thursday, Sept. 9	Dallas at Tampa Bay (NBC)	8:20
Sunday, Sept. 12	Chicago at L.A. Rams (NBC)	8:20
Monday, Sept. 13	Baltimore at Las Vegas (ESPN/ABC)	8:15
Thursday, Sept. 16	N.Y. Giants at Washington (NFLN)	8:20
Sunday, Sept. 19	Kansas City at Baltimore (NBC)	8:20
Monday, Sept. 20	Detroit at Green Bay (ESPN)	8:15
Thursday, Sept. 23	Carolina at Houston (NFLN)	8:20
Sunday, Sept. 26	Green Bay at San Francisco (NBC)	8:20
Monday, Sept. 27	Philadelphia at Dallas (ESPN)	8:15
Thursday, Sept. 30	Jacksonville at Cincinnati (NFLN)	8:20
Sunday, Oct. 3	Tampa Bay at New England (NBC)	8:20
Monday, Oct. 4	Las Vegas at L.A. Chargers (ESPN)	8:15
Thursday, Oct. 7	L.A. Rams at Seattle (FOX/NFLN/AMAZON)**	8:20
Sunday, Oct. 10	N.Y. Jets vs. Atlanta in London (NFLN)	9:30 a.m.
Sunday, Oct. 10	Buffalo at Kansas City (NBC)*	8:20
Monday, Oct. 11	Indianapolis at Baltimore (ESPN)	8:15
Thursday, Oct. 14	Tampa Bay at Philadelphia (FOX/NFLN/AMAZON)**	8:20
Sunday, Oct. 17	Miami at Jacksonville in London (CBS)	9:30 a.m.
Sunday, Oct. 17	Seattle at Pittsburgh (NBC)*	8:20
Monday, Oct. 18	Buffalo at Tennessee (ESPN)	8:15
Thursday, Oct. 21	Denver at Cleveland (FOX/NFLN/AMAZON)**	8:20
Sunday, Oct. 24	Indianapolis at San Francisco (NBC)*	8:20
Monday, Oct. 25	New Orleans at Seattle (ESPN)	8:15
Thursday, Oct. 28	Green Bay at Arizona (FOX/NFLN/AMAZON)**	8:20
Sunday, Oct. 31	Dallas at Minnesota (NBC)*	8:20
Monday, Nov. 1	N.Y. Giants at Kansas City (ESPN)	8:15
Thursday, Nov. 4	N.Y. Jets at Indianapolis (FOX/NFLN/AMAZON)**	8:20
Sunday, Nov. 7	Tennessee at L.A. Rams (NBC)*	8:20
Monday, Nov. 8	Chicago at Pittsburgh (ESPN)	8:15
Thursday, Nov. 11	Baltimore at Miami (FOX/NFLN/AMAZON)**	8:20
Sunday, Nov. 14	Kansas City at Las Vegas (NBC)*	8:20
Monday, Nov. 15	L.A. Rams at San Francisco (ESPN)	8:15
Thursday, Nov. 18	New England at Atlanta (FOX/NFLN/AMAZON)**	8:20
Sunday, Nov. 21	Pittsburgh at L.A. Chargers (NBC)*	8:20
Monday, Nov. 22	N.Y. Giants at Tampa Bay (ESPN)	8:15
Thursday, Nov. 25	Chicago at Detroit on Thanksgiving (FOX)	12:30
Thursday, Nov. 25	Las Vegas at Dallas on Thanksgiving (CBS)	4:30
Thursday, Nov. 25	Buffalo at New Orleans on Thanksgiving (NBC)	8:20
Sunday, Nov. 28	Cleveland at Baltimore (NBC)*	8:20
Monday, Nov. 29	Seattle at Washington (ESPN)	8:15
Thursday, Dec. 2	Dallas at New Orleans (FOX/NFLN/AMAZON)**	8:20
Sunday, Dec. 5	San Francisco at Seattle (NBC)*	8:20
Monday, Dec. 6	New England at Buffalo (ESPN)	8:15
Thursday, Dec. 9	Pittsburgh at Minnesota (FOX/NFLN/AMAZON)**	8:20
Sunday, Dec. 12	Chicago at Green Bay (NBC)*	8:20
Monday, Dec. 13	L.A. Rams at Arizona (ESPN)	8:15
Thursday, Dec. 16	Kansas City at L.A. Chargers (FOX/NFLN/AMAZON)**	8:20
Saturday, Dec. 18	Teams TBD (NFLN)	4:30
Saturday, Dec. 18	Teams TBD (NFLN)	8:15
Sunday, Dec. 19	New Orleans at Tampa Bay (NBC)*	8:20
Monday, Dec. 20	Minnesota at Chicago (ESPN)	8:15
Thursday, Dec. 23	San Francisco at Tennessee (NFLN)	8:20
Saturday, Dec. 25	Cleveland at Green Bay (FOX/NFLN/AMAZON)**	4:30
Saturday, Dec. 25	Indianapolis at Arizona (NFLN)	8:15
Sunday, Dec. 26	Washington at Dallas (NBC)*	8:20
Monday, Dec. 27	Miami at New Orleans (ESPN)	8:15
Sunday, Jan. 2	Minnesota at Green Bay (NBC)*	8:20
Monday, Jan. 3	Cleveland at Pittsburgh (ESPN)	8:15
Saturday, Jan. 8	Teams TBD (ESPN/ABC)	4:30
Saturday, Jan. 8	Teams TBD (ESPN/ABC)	8:15
Sunday, Jan. 9	Teams TBD (NBC)*	8:20

**The NFL again will utilize "flexible scheduling" in 2021*

***NFL Network and Amazon simulcast subject to change*

SCHEDULING FORMULA

At a league meeting on March 30, 2021, NFL clubs approved an enhanced season structure that beginning in 2021 will feature each team playing 17 regular-season games and three preseason games for the first time. The NFL-NFLPA Collective Bargaining Agreement signed in March of 2020 enables the league, with the approval of the union and its players, to enhance the regular season with a move to 17 games, providing fans an extra week of regular-season NFL action. It's the first change to the season structure since the 1978 campaign ushered in an era of 16 regular-season and four preseason games.

The 17th game will feature teams from opposing conferences that finished in the same place within their division the previous season.

Under the NFL scheduling formula, every team plays 17 games as follows:

- Home and away against its three division opponents (**six games**).
- The four teams from another division within its conference on a rotating three-year cycle (**four games**).
- The four teams from a division in the other conference on a rotating four-year cycle (**four games**).
- Two intraconference games based on the prior year's standings (**two games**). These games will match a first-place team against the first-place teams in the two same-conference divisions the team is not scheduled to play that season. The second-place, third-place and fourth-place teams in a conference will be matched in the same way each year.
- One interconference game based on the prior year's standings on a rotating four-year cycle (**one game**). These games match a first-place team from one division against a first-place team in an opposite conference division that the team is not scheduled to play that season. The second-place, third-place and fourth-place teams in each division are matched in the same way each year. The home conference for this game will rotate each season, beginning with AFC teams hosting the game in 2021.

The NFL expanded to 32 teams in 2002 with the addition of the Houston Texans. Also in 2002, the NFL realigned for the first time since 1970—into eight divisions of four teams each—and the scheduling formula that was introduced guaranteed for the first time that all teams would play each other on a regular, rotating basis.

The schedule format takes each team through a cycle of games—home and away—against every other team in the league. From 2002-09, every team played every other team at least twice—once home and once away. After the 2008 season, a decision was made to continue with the same rotation in 2010 and beyond.

FUTURE SCHEDULING ROTATION

		2021	2022	2023	2024
AFC EAST	Intraconference	AFCS	AFCN	AFCW	AFCS
	Interconference	NFCS	NFCN	NFCE	NFCW
	Interconference (17th game)	NFCE (H)	NFCW (A)	NFCS (H)	NFCN (A)
AFC NORTH	Intraconference	AFCW	AFCE	AFCS	AFCW
	Interconference	NFCN	NFCS	NFCW	NFCE
	Interconference (17th game)	NFCW (H)	NFCE (A)	NFCN (H)	NFCS (A)
AFC SOUTH	Intraconference	AFCE	AFCW	AFCN	AFCE
	Interconference	NFCW	NFCE	NFCS	NFCN
	Interconference (17th game)	NFCS (H)	NFCN (A)	NFCW (H)	NFCE (A)
AFC WEST	Intraconference	AFCN	AFCS	AFCE	AFCN
	Interconference	NFCE	NFCW	NFCN	NFCS
	Interconference (17th game)	NFCN (H)	NFCS (A)	NFCE (H)	NFCW (A)
<hr/>					
AFC EAST	Intraconference	NFCS	NFCN	NFCW	NFCS
	Interconference	AFCW	AFCS	AFCE	AFCN
	Interconference (17th game)	AFCE (A)	AFCN (H)	AFCW (A)	AFCS (H)
AFC NORTH	Intraconference	NFCW	NFCE	NFCS	NFCW
	Interconference	AFCN	AFCE	AFCW	AFCS
	Interconference (17th game)	AFCW (A)	AFCS (H)	AFCN (A)	AFCE (H)
AFC SOUTH	Intraconference	NFCE	NFCW	NFCN	NFCE
	Interconference	AFCE	AFCN	AFCS	AFCW
	Interconference (17th game)	AFCS (A)	AFCW (H)	AFCE (A)	AFCN (H)
AFC WEST	Intraconference	NFCN	NFCS	NFCE	NFCN
	Interconference	AFCS	AFCW	AFCN	AFCE
	Interconference (17th game)	AFCN (A)	AFCE (H)	AFCS (A)	AFCW (H)

SCHEDULING FORMULA

AFC EAST NON-DIVISIONAL OPPONENTS, 2021

	BUFFALO		MIAMI		NEW ENGLAND		N.Y. JETS	
	Home	Away	Home	Away	Home	Away	Home	Away
<i>Intraconference by Division</i>	HOU	JAX	HOU	JAX	JAX	HOU	JAX	HOU
	IND	TEN	IND	TEN	TEN	IND	TEN	IND
<i>Interconference by Division</i>	ATL	NO	ATL	NO	NO	ATL	NO	ATL
	CAR	TB	CAR	TB	TB	CAR	TB	CAR
<i>Intraconference by Position</i>	AFCN	AFCW	AFCN	AFCW	AFCN	AFCW	AFCN	AFCW
<i>Interconference by Position</i>	NFCF		NFCF		NFCF		NFCF	

AFC EAST NON-DIVISIONAL OPPONENTS, 2022

	BUFFALO		MIAMI		NEW ENGLAND		N.Y. JETS	
	Home	Away	Home	Away	Home	Away	Home	Away
<i>Intraconference by Division</i>	CLE	BAL	CLE	BAL	BAL	CLE	BAL	CLE
	PIT	CIN	PIT	CIN	CIN	PIT	CIN	PIT
<i>Interconference by Division</i>	GB	CHI	GB	CHI	CHI	GB	CHI	GB
	MIN	DET	MIN	DET	DET	MIN	DET	MIN
<i>Intraconference by Position</i>	AFCS	AFCW	AFCS	AFCW	AFCS	AFCW	AFCS	AFCW
<i>Interconference by Position</i>		NFCW		NFCW		NFCW		NFCW

AFC NORTH NON-DIVISIONAL OPPONENTS, 2021

	BALTIMORE		CINCINNATI		CLEVELAND		PITTSBURGH	
	Home	Away	Home	Away	Home	Away	Home	Away
<i>Intraconference by Division</i>	KC	DEN	KC	DEN	DEN	KC	DEN	KC
	LAC	LV	LAC	LV	LV	LAC	LV	LAC
<i>Interconference by Division</i>	GB	CHI	GB	CHI	CHI	GB	CHI	GB
	MIN	DET	MIN	DET	DET	MIN	DET	MIN
<i>Intraconference by Position</i>	AFCS	AFCE	AFCS	AFCE	AFCS	AFCE	AFCS	AFCE
<i>Interconference by Position</i>	NFCW		NFCW		NFCW		NFCW	

AFC NORTH NON-DIVISIONAL OPPONENTS, 2022

	BALTIMORE		CINCINNATI		CLEVELAND		PITTSBURGH	
	Home	Away	Home	Away	Home	Away	Home	Away
<i>Intraconference by Division</i>	BUF	NE	BUF	NE	NE	BUF	NE	BUF
	MIA	NYJ	MIA	NYJ	NYJ	MIA	NYJ	MIA
<i>Interconference by Division</i>	ATL	NO	ATL	NO	NO	ATL	NO	ATL
	CAR	TB	CAR	TB	TB	CAR	TB	CAR
<i>Intraconference by Position</i>	AFCW	AFCS	AFCW	AFCS	AFCW	AFCS	AFCW	AFCS
<i>Interconference by Position</i>		NFCF		NFCF		NFCF		NFCF

AFC SOUTH NON-DIVISIONAL OPPONENTS, 2021

	HOUSTON		INDIANAPOLIS		JACKSONVILLE		TENNESSEE	
	Home	Away	Home	Away	Home	Away	Home	Away
<i>Intraconference by Division</i>	NE	BUF	NE	BUF	BUF	NE	BUF	NE
	NYJ	MIA	NYJ	MIA	MIA	NYJ	MIA	NYJ
<i>Interconference by Division</i>	LAR	ARI	LAR	ARI	ARI	LAR	ARI	LAR
	SEA	SF	SEA	SF	SF	SEA	SF	SEA
<i>Intraconference by Position</i>	AFCW	AFCN	AFCW	AFCN	AFCW	AFCN	AFCW	AFCN
<i>Interconference by Position</i>	NFCF		NFCF		NFCF		NFCF	

AFC SOUTH NON-DIVISIONAL OPPONENTS, 2022

	HOUSTON		INDIANAPOLIS		JACKSONVILLE		TENNESSEE	
	Home	Away	Home	Away	Home	Away	Home	Away
<i>Intraconference by Division</i>	KC	DEN	KC	DEN	DEN	KC	DEN	KC
	LAC	LV	LAC	LV	LV	LAC	LV	LAC
<i>Interconference by Division</i>	PHI	DAL	PHI	DAL	DAL	PHI	DAL	PHI
	WAS	NYG	WAS	NYG	NYG	WAS	NYG	WAS
<i>Intraconference by Position</i>	AFCN	AFCE	AFCN	AFCE	AFCN	AFCE	AFCN	AFCE
<i>Interconference by Position</i>		NFCN		NFCN		NFCN		NFCN

SCHEDULING FORMULA

AFC WEST NON-DIVISIONAL OPPONENTS, 2021

	DENVER		KANSAS CITY		LAS VEGAS		L.A. CHARGERS	
	Home	Away	Home	Away	Home	Away	Home	Away
<i>Intraconference by Division</i>	BAL	CLE	CLE	BAL	BAL	CLE	CLE	BAL
	CIN	PIT	PIT	CIN	CIN	PIT	PIT	CIN
<i>Interconference by Division</i>	PHI	DAL	DAL	PHI	PHI	DAL	DAL	PHI
	WAS	NYG	NYG	WAS	WAS	NYG	NYG	WAS
<i>Intraconference by Position</i>	AFCE	AFCS	AFCE	AFCS	AFCE	AFCS	AFCE	AFCS
<i>Interconference by Position</i>	NFCN		NFCN		NFCN		NFCN	

AFC WEST NON-DIVISIONAL OPPONENTS, 2022

	DENVER		KANSAS CITY		LAS VEGAS		L.A. CHARGERS	
	Home	Away	Home	Away	Home	Away	Home	Away
<i>Intraconference by Division</i>	HOU	JAX	JAX	HOU	HOU	JAX	JAX	HOU
	IND	TEN	TEN	IND	IND	TEN	TEN	IND
<i>Interconference by Division</i>	ARI	LAR	LAR	ARI	ARI	LAR	LAR	ARI
	SF	SEA	SEA	SF	SF	SEA	SEA	SF
<i>Intraconference by Position</i>	AFCE	AFCN	AFCE	AFCN	AFCE	AFCN	AFCE	AFCN
<i>Interconference by Position</i>		NFCS		NFCS		NFCS		NFCS

NFC EAST NON-DIVISIONAL OPPONENTS 2021

	DALLAS		N.Y. GIANTS		PHILADELPHIA		WASHINGTON	
	Home	Away	Home	Away	Home	Away	Home	Away
<i>Intraconference by Division</i>	ATL	NO	ATL	NO	NO	ATL	NO	ATL
	CAR	TB	CAR	TB	TB	CAR	TB	CAR
<i>Interconference by Division</i>	DEN	KC	DEN	KC	KC	DEN	KC	DEN
	LV	LAC	LV	LAC	LAC	LV	LAC	LV
<i>Intraconference by Position</i>	NFCW	NFCN	NFCW	NFCN	NFCW	NFCN	NFCW	NFCN
<i>Interconference by Position</i>		AFCE		AFCE		AFCE		AFCE

NFC EAST NON-DIVISIONAL OPPONENTS, 2022

	DALLAS		N.Y. GIANTS		PHILADELPHIA		WASHINGTON	
	Home	Away	Home	Away	Home	Away	Home	Away
<i>Intraconference by Division</i>	CHI	GB	CHI	GB	GB	CHI	GB	CHI
	DET	MIN	DET	MIN	MIN	DET	MIN	DET
<i>Interconference by Division</i>	HOU	JAX	HOU	JAX	JAX	HOU	JAX	HOU
	IND	TEN	IND	TEN	TEN	IND	TEN	IND
<i>Intraconference by Position</i>	NFCS	NFCW	NFCS	NFCW	NFCS	NFCW	NFCS	NFCW
<i>Interconference by Position</i>	AFCN		AFCN		AFCN		AFCN	

NFC NORTH NON-DIVISIONAL OPPONENTS, 2021

	CHICAGO		DETROIT		GREEN BAY		MINNESOTA	
	Home	Away	Home	Away	Home	Away	Home	Away
<i>Intraconference by Division</i>	ARI	LAR	ARI	LAR	LAR	ARI	LAR	ARI
	SF	SEA	SF	SEA	SEA	SF	SEA	SF
<i>Interconference by Division</i>	BAL	CLE	BAL	CLE	CLE	BAL	CLE	BAL
	CIN	PIT	CIN	PIT	PIT	CIN	PIT	CIN
<i>Intraconference by Position</i>	NFCW	NFCS	NFCW	NFCS	NFCW	NFCS	NFCW	NFCS
<i>Interconference by Position</i>		AFCW		AFCW		AFCW		AFCW

NFC NORTH NON-DIVISIONAL OPPONENTS, 2022

	CHICAGO		DETROIT		GREEN BAY		MINNESOTA	
	Home	Away	Home	Away	Home	Away	Home	Away
<i>Intraconference by Division</i>	PHI	DAL	PHI	DAL	DAL	PHI	DAL	PHI
	WAS	NYG	WAS	NYG	NYG	WAS	NYG	WAS
<i>Interconference by Division</i>	BUF	NE	BUF	NE	NE	BUF	NE	BUF
	MIA	NYJ	MIA	NYJ	NYJ	MIA	NYJ	MIA
<i>Intraconference by Position</i>	NFCW	NFCS	NFCW	NFCS	NFCW	NFCS	NFCW	NFCS
<i>Interconference by Position</i>	AFCS		AFCS		AFCS		AFCS	

SCHEDULING FORMULA

NFC SOUTH NON-DIVISIONAL OPPONENTS, 2021

	ATLANTA		CAROLINA		NEW ORLEANS		TAMPA BAY	
	Home	Away	Home	Away	Home	Away	Home	Away
<i>Intraconference by Division</i>	PHI	DAL	PHI	DAL	DAL	PHI	DAL	PHI
	WAS	NYG	WAS	NYG	NYG	WAS	NYG	WAS
<i>Interconference by Division</i>	NE	BUF	NE	BUF	BUF	NE	BUF	NE
	NYJ	MIA	NYJ	MIA	MIA	NYJ	MIA	NYJ
<i>Intraconference by Position</i>	NFCN	NFCW	NFCN	NFCW	NFCN	NFCW	NFCN	NFCW
<i>Interconference by Position</i>		AFC S		AFC S		AFC S		AFC S

NFC SOUTH NON-DIVISIONAL OPPONENTS, 2022

	ATLANTA		CAROLINA		NEW ORLEANS		TAMPA BAY	
	Home	Away	Home	Away	Home	Away	Home	Away
<i>Intraconference by Division</i>	ARI	LAR	ARI	LAR	LAR	ARI	LAR	ARI
	SF	SEA	SF	SEA	SEA	SF	SEA	SF
<i>Interconference by Division</i>	CLE	BAL	CLE	BAL	BAL	CLE	BAL	CLE
	PIT	CIN	PIT	CIN	CIN	PIT	CIN	PIT
<i>Intraconference by Position</i>	NFCN	NFCE	NFCN	NFCE	NFCN	NFCE	NFCN	NFCE
<i>Interconference by Position</i>	AFCW		AFCW		AFCW		AFCW	

NFC WEST NON-DIVISIONAL OPPONENTS, 2021

	ARIZONA		L.A. RAMS		SAN FRANCISCO		SEATTLE	
	Home	Away	Home	Away	Home	Away	Home	Away
<i>Intraconference by Division</i>	GB	CHI	GB	CHI	CHI	GB	CHI	GB
	MIN	DET	MIN	DET	DET	MIN	DET	MIN
<i>Interconference by Division</i>	HOU	JAX	HOU	JAX	JAX	HOU	JAX	HOU
	IND	TEN	IND	TEN	TEN	IND	TEN	IND
<i>Intraconference by Position</i>	NFCS	NFCE	NFCS	NFCE	NFCS	NFCE	NFCS	NFCE
<i>Interconference by Position</i>		AFCN		AFCN		AFCN		AFCN

NFC WEST NON-DIVISIONAL OPPONENTS, 2022

	ARIZONA		L.A. RAMS		SAN FRANCISCO		SEATTLE	
	Home	Away	Home	Away	Home	Away	Home	Away
<i>Intraconference by Division</i>	NO	ATL	NO	ATL	ATL	NO	ATL	NO
	TB	CAR	TB	CAR	CAR	TB	CAR	TB
<i>Interconference by Division</i>	KC	DEN	KC	DEN	DEN	KC	KC	DEN
	LAC	LV	LAC	LV	LV	LAC	LAC	LV
<i>Intraconference by Position</i>	NFCE	NFCN	NFCE	NFCN	NFCE	NFCN	NFCE	NFCN
<i>Interconference by Position</i>	AFC E		AFC E		AFC E		AFC E	

IMPORTANT DATES, 2021-22

July 15	At 4 p.m. ET, deadline for any club that designated a franchise player to sign such player to a multiyear contract or extension. After this date, the player may sign only a one-year contract with his prior club for the 2021 season, and such contract cannot be extended until after the club's last regular-season game.		
July 15	Beginning on July 15, or on the first day any club begins its training camp, whichever is earlier, and concluding at 4 p.m. ET, on the day of the roster reduction to 53 players, players in the reserve-list categories of Drafted, Unsigned, Exclusive Rights, First Refusal Rights, Unrestricted Free Agents with an individually negotiated Right of First Refusal, Franchise and Transition will not count against the 90-player limit.	Aug. 17	Prior to 4 p.m. ET, clubs must reduce rosters to a maximum of 85 players on the Active/Inactive list.
Mid-July	Clubs are permitted to open preseason training camp for rookies (defined as a player who has never signed a player contract with an NFL club in a prior league year) beginning seven days prior to the club's earliest permissible mandatory reporting date for veteran players. A club's preseason training camp will be deemed to have officially opened on the designated reporting date for all rookies.	Aug. 24	Prior to 4 p.m. ET, clubs must reduce rosters to a maximum of 80 players on the Active/Inactive list.
Mid-July	Clubs may require first-year players (defined as a player who signed a player contract with any NFL club in a prior league year, but who does not have a pension-credited season) to report on the designated reporting date for all rookies, or at any time thereafter, including, but not limited to, the designated reporting date for veteran quarterbacks and injured players, or the designated reporting date for all other veteran players.	Aug. 31	Prior to 4 p.m. ET, clubs must reduce rosters to a maximum of 53 players on the Active/Inactive list.
Mid-July	Veteran quarterbacks and injured players (as defined in CBA Article 21, Section 6) may be required to report to the club's preseason training camp no earlier than five days immediately prior to the mandatory reporting date for all other veteran players, provided the club has already opened (or simultaneously opens) its official preseason training camp for all rookies.	Aug. 31	Simultaneously with the roster reduction to 53 players, clubs that have players in the categories of Active/Physically Unable to Perform or Active/Non-Football Injury or Illness must select one of the following options: Place player on Reserve/Physically Unable to Perform or Reserve/Non-Football Injury or Illness, whichever is applicable; terminate or request waivers with the designation of Failed Physical or Non-Football Injury or Illness, whichever is applicable; request waivers; terminate contract; trade contract; or continue to count the player on the active list.
Mid-July	Veteran players (defined as a player with at least one pension-credited season) other than quarterbacks or injured players may report to a club's preseason training camp 47 days prior to a club's first regular-season game if it falls on a Thursday or Sunday, or 48 days prior to a club's first regular-season game if it falls on a Monday. For clubs whose first preseason game is the Canton Hall of Fame Game, no veteran player other than quarterbacks and injured players will be required to report earlier than 14 days prior to such game.	Sept. 1	Claiming period for players placed on waivers at the final roster reduction will expire at 4 p.m. ET.
Mid-July	Five-day acclimation period will apply to players who report to preseason training camp or are on club's roster up to and including the mandatory veteran reporting date. Players who report to camp, or join club's roster, or receive medical clearance to practice during five-day acclimation period, are required to complete as much of acclimation period as remains. Players who report to camp, join the club's roster or receive medical clearance to practice after five-day acclimation period has ended, may practice (including wearing pads) and play immediately after passing physical.	Sept. 1	Upon receipt of the Personnel Notice, clubs may establish a practice squad, subject to the applicable limits negotiated for the 2021 season (clubs participating in the International Player Development Program may sign one additional international player to a practice player contract). No club, including the player's prior club, will be permitted to sign a player to a practice player contract until all clubs have received simultaneous notification via the above Personnel Notice that such player's prior NFL player contract has been terminated via the waiver system.
Mid-July	A player shall not receive an accrued season for any league year in which the player is under contract to a club in which he failed to report to the club's preseason training camp on that player's mandatory reporting date. Beginning on the date that the first training camp opens for rookies through the last business day prior to the Super Bowl, all tryouts and visits will be reported to clubs on the Personnel Notice.	Sept. 1	Beginning at 4 p.m. ET, any player placed on Reserve/Injured or Reserve/Non-Football Injury or Illness during the regular season or postseason may be designated for return later in the season, subject to the applicable procedures negotiated for the 2021 season.
July 22	At 4 p.m. ET, signing period ends for transition players with outstanding tenders. After this date and until 4 p.m. ET on Tuesday following 10th weekend of regular season, prior club has exclusive negotiating rights.	Sept. 5	Final day of preseason training camp for all clubs, as defined in CBA Article 23, Section 10.
July 22	(or the first scheduled day of the first NFL training camp, whichever is later) At 4 p.m. ET, signing period ends for unrestricted free agents to whom a UFA tender was made by prior club. After this date and until 4 p.m. ET on the Tuesday following the 10th weekend of the regular season, prior club has exclusive negotiating rights.	Sept. 6-11	In accordance with the Personnel (Injury) Report Policy, each club is required to file a practice report with the NFL communications department by 4 p.m. ET (or as soon as possible after the completion of practice), every Wednesday, Thursday and Friday for a regular-season Sunday game; Monday, Tuesday and Wednesday for a Thursday game; Thursday, Friday and Saturday for a Monday game; and Tuesday, Wednesday and Thursday for a Saturday game. Each club must also file a weekly regular-season game status report with the NFL communications department by 4 p.m. ET (or as soon as possible after the completion of practice), on Wednesday for a Thursday game, Friday for a Sunday game, Saturday for a Monday game, and Thursday for a Saturday game. An update must be reported if there is any change in a player's condition after the initial game status report is filed.
Aug. 10	If a drafted rookie has not signed with his club by this date, he cannot be traded to any other club in 2021, and may sign a player contract only with the drafting club until the day of the draft in the 2022 league year.	Sept. 8	At 4 p.m. ET, deadline for all NFL player contracts, practice player contracts, tender offers and miscellaneous amounts to fit within each club's 2021 salary cap, in anticipation of the midnight expiration of the Top 51 Rule.
Aug. 14-18	Each club has until five days prior to its second preseason game to provide any tendered but unsigned exclusive-rights player or restricted free agent with written notice of the club's intent to place the player on the exempt list if the player fails to report at least the day	Sept. 9	At 12 a.m. ET, the Top 51 Rule expires for all NFL clubs.
		Mid-Sept.	Beginning with the first regular-season games, any player with at least four previous pension-credited seasons who is released from his club's active list or inactive list (or from his club's Reserve/Injured list if placement occurred after the club's first regular-season game) is entitled to claim termination pay, after the end of the regular season, subject to the terms and conditions of CBA Article 30.
		Sept. 28	Beginning on the Tuesday following the third weekend of regular season games, the claiming priority is based on the inverse order of the standing of clubs in the current season's games.
		Oct. 12-13	Fall League Meeting, TBD.
		Mid-Oct.	Beginning on the sixth calendar day prior to a club's seventh regular-season game (including any bye week)

IMPORTANT DATES, 2021-22

	clubs are permitted to begin practicing players on Reserve/Physically Unable to Perform and Reserve/Non-Football Injury or Illness (if the player failed his preseason physical due to a non-football injury or illness) for a period not to exceed 21 days. Players may be activated during the 21-day practice period, or prior to 4 p.m. ET, on the day after the conclusion of the 21-day period, provided that no player may be activated to participate in a Week 6 game.	Feb. 22	Beginning this date through 4 p.m. ET on March 8 clubs may designate franchise or transition players.
		March 1-7	Scouting Combine, Indianapolis, Ind.
		March 8	Prior to 4 p.m. ET, deadline for clubs to designate franchise or transition players.
		March 14-16	During the period beginning at 12 p.m. ET on March 14 and ending at 3:59:59 p.m. ET on March 16, clubs are permitted to contact, and enter into contract negotiations with, the certified agents of players who will become unrestricted free agents upon the expiration of their 2021 player contracts at 4 p.m. ET on March 16. During the two-day negotiating period, a prospective UFA who is not represented by an NFLPA certified contract advisor is permitted to communicate directly with a new club's front office officials (excluding the head coach and other members of the club's coaching staff) regarding contract negotiations. No prospective unrestricted free agent is permitted to execute a contract with a new club until 4 p.m. ET on March 16.
Nov. 2	All trading ends for 2021 at 4 p.m. ET.		
Nov. 3	Players with at least four previous pension-credited seasons are subject to the waiver system for the remainder of the regular season and postseason.		
Nov. 8	Any increase in a player's 2021 salary from a renegotiation or extension that is received by the Management Council after 4 p.m. ET on this day, will be treated as signing bonus, and prorated over the entire term of the player contract, including 2021.		
Nov. 16	At 4 p.m. ET, signing period ends for franchise players who are eligible to receive offer sheets.	March 16	Prior to 4 p.m. ET, clubs must exercise options for 2022 on all players with option clauses in 2021 contracts.
Nov. 16	Prior to 4 p.m. ET, deadline for clubs to sign their unsigned franchise and transition players, including franchise players who were eligible to receive offer sheets until this date. If still unsigned after this date, such players are prohibited from playing in NFL in 2021.	March 16	Prior to 4 p.m. ET, clubs must submit qualifying offers to their restricted free agents with expiring contracts to retain a right of first refusal/compensation.
Nov. 16	Prior to 4 p.m. ET, deadline for clubs to sign their unrestricted free agents to whom the UFA tender was made. If still unsigned after this date, such players are prohibited from playing in NFL in 2021.	March 16	Prior to 4 p.m. ET, clubs must submit a minimum salary tender to retain exclusive negotiating rights to their players with expiring 2021 contracts who have fewer than three accrued seasons of free-agency credit.
Nov. 16	Prior to 4 p.m. ET, deadline for clubs to sign their restricted free agents, including those to whom the June 1 tender was made. If such players remain unsigned after this date, they are prohibited from playing in 2021.	March 16	Top 51 Rule is in effect. All clubs must be under the 2022 salary cap prior to 4 p.m. ET.
Nov. 16	Prior to 4 p.m. ET, deadline for clubs to sign their drafted rookies. If such players remain unsigned after this date, they are prohibited from playing in NFL in 2021.	March 16	All 2021 player contracts will expire at 4 p.m. ET.
Early Dec.	Deadline at 4 p.m. ET on the last business day prior to a club's Week 13 game for reinstatement of players in reserve-list categories of Retired, Did Not Report and Exclusive Rights, and of players who were placed on Reserve/Left Squad in a previous season.	March 16	The 2022 league year and free-agency period begin at 4 p.m. ET. The first day of the 2022 league year will end at 11:59:59 p.m. ET on March 16. Clubs will receive a personnel notice that will include all transactions submitted to the league office during the period between 4 p.m. ET and 11:59:59 p.m. ET on March 16.
Dec. 14-15	Special League Meeting, TBD.	March 16	Trading period for 2022 begins at 4 p.m. ET, after expiration of all 2021 contracts.
Jan. 7	A claiming period of 24 hours shall be in effect for any waivers requested during the period from the Saturday of the final regular-season weekend through the conclusion of the final postseason game, except for waiver requests on Friday and Saturday of each week, which shall expire at 4 p.m. ET on the following Monday. Assignment of player contracts will be deferred until the first business day after the Pro Bowl or the Super Bowl, whichever occurs later. Terminations of player contracts will occur at the expiration of the claiming period. A club that is participating in the playoffs may sign players whose contracts have been terminated to its Active/Inactive list, practice squad, or Reserve/Future list. A club whose playing season has concluded may sign such players to its Reserve/Future list only.	March 16	At 4 p.m. ET, clubs may designate up to two player contracts that, if terminated on or prior to June 1, 2022, and if not renegotiated after Jan. 9, 2022, shall be treated as if terminated on June 2, subject to the further requirements of CBA Article 13, Section 6(b)(ii)(1).
Jan. 10	Clubs may begin signing free-agent players for 2022.	March 27-30	Annual League Meeting, Palm Beach, Fla.
Jan. 10	Earliest permissible date for clubs to renegotiate or extend the rookie contract of a drafted rookie who was selected in any round of the 2019 draft or any undrafted rookie who signed in 2020. Any permissible renegotiated or extended player contract will not be considered a rookie contract, and will not be subject to the rules that limit rookie contracts.	April 4	Clubs that hired a new head coach after the end of the 2021 season may begin offseason workout programs.
Jan. 10	Option exercise period begins for fifth-year option for first-round selections from 2019 draft. To exercise option, club must give written notice to player on or after Jan. 4 but prior to May 3 (i.e., not later than May 2).	April 18	Clubs with returning head coaches may begin offseason workout programs.
Jan. 17	Deadline for college players who are underclassmen to apply for Special Eligibility. A list of underclassmen who have been approved for entry into the 2022 College Draft will be sent to clubs on Jan. 21.	April 20	Deadline to bring draft-eligible players to facilities for a physical examination.
Feb. 14	Waiver system begins for 2022. A 24-hour claiming period will be in effect through Friday prior to last regular-season game (waiver requests made on Friday and Saturday of each week will expire at 4 p.m. ET on following Monday). Players with at least four previous pension-credited seasons whom a club desires to terminate are not subject to waiver system until after the trading deadline.	April 22	Deadline for restricted free agents to sign offer sheets.
Feb. 14	Beginning the first business day after Super Bowl through opening of first 2022 training camp for rookies, clubs must report all tryouts and visits to league office; however, these will not be reported to other clubs.	April 27	Deadline for prior club to exercise right of first refusal to restricted free agents.
		April 27	Deadline to time, test and interview draft-eligible players.
		April 28-30	Annual Player Selection Meeting, Las Vegas, Nev.
		May 2	Deadline for prior club to send UFA tender to its unsigned unrestricted free agents. If the player has not signed a player contract with a club by July 22 or the first scheduled day of the first NFL training camp, whichever is later, he may negotiate or sign a player contract from that date until the Tuesday following the 10th weekend of the regular season, at 4 p.m. ET, only with prior club.
		May 2	Deadline for clubs to exercise fifth-year option for players selected in the first round of the 2019 draft.
		May 6-9 or	Clubs may elect to hold their one three-day post-draft rookie mini-camp from Friday through Sunday or Saturday through Monday.
		May 13-16	Rookie Football Development Programs begin.
		May 16	Spring League Meeting, TBD.
		May 23-25	
		June 1	Deadline for prior club to send June 1 tender to unsigned restricted free agents who received qualifying offer for right of first refusal only, in order for such player to be subject to CBA's June 15 tender provision.
		June 2	For any player removed from club's roster or whose contract is assigned via waivers or trade on or after June 2, any unamortized signing-bonus amounts for future years will be included fully in team salary at start of 2022 league year.
		June 15	Deadline for club to withdraw qualifying offer to restricted free agents and still retain exclusive negotiating rights by substituting June 15 tender of one-year contract at 110 percent of player's prior-year Paragraph 5 salary (with all other terms of his prior-year contract carried forward unchanged).

WHAT TO LOOK FOR IN 2021

DAVANTE ADAMS, Green Bay, can become the fourth player since 1970 to lead the league or tie for the lead in touchdown receptions in consecutive seasons, joining Jerry Rice (1986-87; 1989-91), Terrell Owens (2001-02) and Larry Fitzgerald (2008-09). Adams led the NFL with 18 touchdown receptions in 2020. Adams also:

Needs at least 12 TD receptions to become the fifth player with 12 in four of his first eight seasons, joining Jerry Rice (five seasons), Calvin Johnson (four), Randy Moss (four) and Terrell Owens (four).

Needs at least 110 receptions and 1,300 receiving yards to become the fourth in NFL history with 110 and 1,300 in three seasons, joining Antonio Brown (three seasons), DeAndre Hopkins (three) and Wes Welker (three).

JOSH ALLEN, Buffalo, needs nine rushing touchdowns to surpass Cam Newton (33) for the most by a quarterback in his first four seasons. Allen has 25 career rushing touchdowns. Allen also:

Needs eight rushing TDs to become the first quarterback in NFL history to rush for at least eight in four consecutive seasons.

Needs four games with both a passing and rushing touchdown to join Cam Newton (24 games) as the only quarterbacks with at least 20 such games through their first four seasons. Allen has 16 such games

KEENAN ALLEN, L.A. Chargers, needs 95 receptions to join Antonio Brown (six seasons, 2013-18) as the only players with at least 95 in five-or-more consecutive seasons in NFL history.

BILL BELICHICK, New England, ranks third all-time with 311 total victories and needs 14 to surpass George Halas (324) for the second-most by a head coach in NFL history. Belichick also:

Can tie Don Shula (19) for the most postseason berths as a head coach. Belichick is currently tied with Tom Landry (18) for second.

TOM BRADY, Tampa Bay, needs 1,155 passing yards to surpass Drew Brees (80,358) for the most career passing yards in NFL history. Brady ranks second all-time with 79,204. Brady also:

Needs 4,000 passing yards to join Peyton Manning (14 seasons) as the only players with at least 4,000 passing yards in 13 seasons.

Needs 25 TD passes to tie Peyton Manning (16 seasons) for the most seasons with at least 25. Brady ranks second with 15 such seasons.

Needs 40 TD passes to join Aaron Rodgers (three seasons) as the only players with at least 40 in three seasons. Brady can also join Drew Brees (2011-12) as the only players in NFL history to record 40 touchdown passes in consecutive seasons.

Needs 365 completions to surpass Drew Brees (7,142) for the most in NFL history. Brady ranks second all-time with 6,778 career.

Needs one game with at least 300 passing yards to join Drew Brees (123 games) as the only players with at least 100 career games of 300-or-more passing yards in NFL history.

Needs five games with at least three touchdown passes to surpass Drew Brees (97 games) for the most such games in NFL history.

Needs five games with at least four touchdown passes to surpass Drew Brees (37 games) for the most such games in NFL history.

ANTONIO BROWN, Tampa Bay, needs 22 receptions in his first 11 games to surpass Marvin Harrison (907) for the most by a player through his first 150 career games. Brown has 886 in 139 career games.

JOE BURROW, Cincinnati, needs five games with at least 300 passing yards to become the third quarterback in NFL history with 300 in 10 games during his first two seasons, joining Patrick Mahomes (10) and Dan Marino (10). Burrow had five as a rookie in 2020.

DEREK CARR, Las Vegas, needs 3,104 passing yards to become the fifth player with at least 30,000 through his first eight seasons in NFL history. Carr has 26,896 career passing yards. Carr also:

Needs 3,000 passing yards to become the fourth player with at least 3,000 in each of his first eight seasons.

NICK CHUBB, Cleveland, needs at least 950 rushing yards and eight rushing touchdowns to become the sixth player to do so in each of his first four seasons.

DALVIN COOK, Minnesota, needs at least 1,500 rushing yards and 15 rushing touchdowns to become the fifth player to accomplish the feat in consecutive seasons. Cook also:

Needs at least 13 rushing touchdowns to become the seventh player to accomplish the feat in three consecutive seasons.

AMARI COOPER, Dallas, needs at least five receiving touchdowns to become the eighth player with five in each of his first seven seasons.

KIRK COUSINS, Minnesota, needs at least 25 touchdown passes to become the fifth player to accomplish the feat in seven consecutive seasons, joining Peyton Manning (13 seasons), Drew Brees (11), Philip Rivers (11) and Tom Brady (10). Cousins also:

Needs 10 touchdown passes in his first four games to become the fifth-fastest player (113 games) to reach 200 career TD passes. Cousins has 190 touchdown passes in 109 career games.

STEFON DIGGS, Buffalo, needs at least 125 receptions and 1,500 receiving yards to join Antonio Brown (2014-15) as the only players to accomplish the feat in consecutive seasons in NFL history.

AARON DONALD, L.A. Rams, needs 14.5 sacks to become the fourth player since 1982, when the individual sack became an official statistic, with 100 sacks in his first eight seasons, joining Reggie White (124 sacks), DeMarcus Ware (111) and Jared Allen (105). Donald has 85.5 sacks in his first seven seasons. Donald also:

Needs eight sacks to become the fourth player since 1982 with at least eight sacks in each of his first eight seasons, joining Derrick Thomas (10 seasons), DeMarcus Ware (eight) and Reggie White (14).

AUSTIN EKELER, L.A. Chargers, needs two TD receptions to surpass Danny Woodhead (17) for the most by an undrafted running back in the common-draft era. Ekeler has 16 career touchdown receptions. Ekeler also:

Needs six touchdown receptions to surpass Chuck Foreman (21) for the most by a running back in his first five seasons.

Needs 884 receiving yards to surpass Priest Holmes (2,962) for the most by an undrafted running back in the common-draft era. Ekeler has 2,079 career receiving yards.

EZEKIEL ELLIOTT, Dallas, needs at least 1,250 scrimmage yards and eight touchdowns to join LaDainian Tomlinson as the only players to accomplish the feat in each of their first six seasons.

ZACH ERTZ, Philadelphia, needs 39 receptions to become the ninth tight end with at least 600 career receptions in NFL history.

MIKE EVANS, Tampa Bay, needs 1,000 receiving yards to become the first player with at least 1,000 in each of his first eight seasons.

MINKAH FITZPATRICK, Pittsburgh, needs one interception-return touchdown to become the fourth player since 2000 to return an interception for a TD in four consecutive seasons, joining Charles Woodson (six seasons), Nate Clements (four) and Aqib Talib (four).

MELVIN GORDON, Denver, needs eight rushing TDs to become the fifth running back in NFL history with at least eight in six consecutive seasons, joining LaDainian Tomlinson (nine seasons), Jim Brown (seven), Adrian Peterson (seven) and Emmitt Smith (seven).

JIMMY GRAHAM, Chicago, has 8,339 career receiving yards and needs 661 to become the fifth tight end in NFL history with at least 9,000. Graham also:

Has 699 career receptions and needs 44 to surpass Greg Olsen (742) for the fifth-most by a tight end in NFL history.

ROB GRONKOWSKI, Tampa Bay, needs 516 receiving yards to become the fifth tight end with at least 9,000. Gronkowski has 8,484 career receiving yards. Gronkowski also:

Needs 1,000 receiving yards to join Travis Kelce (five) as the only tight ends in NFL history with five career 1,000-yard seasons.

Needs three games with at least 100 receiving yards to surpass Tony Gonzalez (31 games) for the most such games by a tight end in NFL history. Gronkowski (29) ranks second all-time among tight ends.

DERRICK HENRY, Tennessee, needs 1,500 rushing yards and 15 rushing touchdowns to become the first player to accomplish the feat in three consecutive seasons. Henry also:

Needs 15 rushing TDs to join LaDainian Tomlinson (four, 2004-07) as the only players to accomplish the feat in three consecutive seasons.

Needs 2,000 rushing yards to become the first player to accomplish the feat in consecutive seasons.

Needs two games with at least 200 rushing yards to surpass Adrian Peterson (six) and O.J. Simpson (six) for the most in NFL history.

Can join Steve Van Buren (1947-49), Jim Brown (1957-61, 1963-65), Earl Campbell (1978-80) and Emmitt Smith (1991-93) as the only players to lead the league in rushing yards in three consecutive seasons.

Can join Steve Van Buren (1947-49) as the only players in NFL history to lead the NFL in rushing yards, rushing attempts and rushing touchdowns for three consecutive seasons.

JUSTIN HERBERT, L.A. Chargers, needs 38 touchdown passes to surpass Dan Marino (68) for the most by a player through his first two seasons. Herbert had an NFL-rookie record 31 in 2020. Herbert also:

Needs 30 touchdown passes to become the first in league history to accomplish the feat in each of his first two seasons.

Needs 3,861 passing yards to surpass Andrew Luck (8,196) for the most by a player through his first two seasons.

WHAT TO LOOK FOR IN 2021

Needs 4,000 passing yards to join Jameis Winston as the only players to reach 4,000 in each of their first two seasons in NFL history.

Needs three games with at least 300 passing yards to surpass Patrick Mahomes (10 games) and Dan Marino (10) for the most by a player in his first two seasons.

Needs 10 games with at least two touchdown passes to join Dan Marino (22 games) as the only players with 20 in their first two seasons.

TYREEK HILL, Kansas City, needs three games with at least two touchdowns to surpass Bob Hayes (16) for the third most by a wide receiver in his first six seasons. Hill has 14 games with at least two touchdowns in his first five seasons.

T.Y. HILTON, Indianapolis, needs 640 receiving yards to reach 10,000 career and become the third player in franchise history to reach the mark, joining Marvin Harrison (14,580) and Reggie Wayne (14,345). The Colts would become the first team to have three players reach 10,000 career receiving yards.

DEANDRE HOPKINS, Arizona, needs 99 receptions to surpass Marvin Harrison (845) for the most receptions by a player through his first nine seasons in NFL history. Hopkins has 747 career. Hopkins also:

Needs 100 receptions to become the third player in NFL history with at least 100 in four consecutive seasons.

Needs 991 receiving yards to become the seventh in NFL history with at least 11,000 receiving yards through his first nine seasons. Hopkins has 10,009 through his first eight seasons.

Needs 800 receiving yards to become the third in NFL history with at least 800 in each of his first nine seasons, joining Jerry Rice (12 seasons) and Gary Clark (nine).

XAVIEN HOWARD, Miami, can become the third since 1970 to lead the NFL or tie for the lead in interceptions in three seasons, joining Ed Reed (2004, 2008, 2010) and Everson Walls (1981-82, 1985). Howard tied for the lead with seven in 2018 and led with 10 in 2020. Howard also:

Needs seven interceptions to join Ed Reed (three seasons) as the only players with at least seven interceptions in three of their first six seasons since 1990.

JALEN HURTS, Philadelphia, needs one game with at least 100 rushing yards to join Lamar Jackson (2018-19) as the only quarterbacks to record a 100-yard rushing game in each of their first two seasons.

LAMAR JACKSON, Baltimore, needs 25 passing touchdowns and five rushing touchdowns to become the first quarterback in NFL history to reach those marks in three consecutive seasons. Jackson also:

Needs three games with at least 100 rushing yards to surpass Michael Vick (10) for the most by a quarterback in NFL history. Jackson ranks second all-time among QBs with eight 100-yard rushing games.

Needs 2,915 passing yards and 594 rushing yards to become the first quarterback to throw for 10,000 and rush for 3,500 in his first four seasons. No QB has reached those marks in his first five seasons.

JUSTIN JEFFERSON, Minnesota, needs 1,356 receiving yards to surpass Odell Beckham Jr. (2,759) for the most by a player through his first two seasons. Jefferson also:

Needs 1,250 receiving yards to join Beckham and Randy Moss as the only players to reach 1,250 in each of their first two seasons.

CHANDLER JONES, Arizona, needs 17 sacks to become the third player since 1982 with three career seasons of at least 17. Jones had 17 in 2017 and 19 in 2019.

DEION JONES, Atlanta, needs one interception-return touchdown to become the fourth since 2000 to return an interception for a touchdown in four consecutive seasons, joining Charles Woodson (six seasons), Nate Clements (four) and Aqib Talib (four).

JULIO JONES, Atlanta, needs 802 receiving yards to surpass Marvin Harrison (13,697) for the second-most through a player's first 11 seasons in NFL history. Jones has 12,896 career. Jones also:

Needs 95 receptions to surpass Jerry Rice (942) for the second most through a player's first 11 seasons in NFL history. Jones has 848 career.

Needs two games with at least 100 receiving yards to become the third player in NFL history with 60 career 100-yard receiving games, joining Jerry Rice (76) and Randy Moss (64).

ALVIN KAMARA, New Orleans, needs 33 receptions to surpass Roger Craig (358) for the most by a running back in his first five seasons. Kamara has 326 career. Kamara also:

Needs 80 receptions to join Marshall Faulk (five seasons) as the only running backs with at least 80 in five consecutive seasons.

Needs 500 rushing yards and 500 receiving yards to become the third player to accomplish the feat in five consecutive seasons, joining Marshall Faulk (five seasons) and Lydell Mitchell (five).

Needs 176 receiving yards to become the third running back with at least 3,000 in his first five seasons, joining Lenny Moore (3,509) and Roger Craig (3,234). Kamara has 2,824 career.

Needs 18 touchdowns to become the fifth player with three career seasons of at least 18.

TRAVIS KELCE, Kansas City, needs 85 receptions and 29 receiving yards to surpass Jason Witten (696 receptions, 7,909 receiving yards) for the most receptions and most receiving yards by a tight end in his first nine seasons. Kelce has 612 receptions for 7,881 receiving yards in his first eight seasons. Kelce also:

Needs seven touchdown receptions to become the sixth tight end with at least 55 in his first nine seasons. Kelce has 48 career.

Needs 1,000 receiving yards to become the first tight end in NFL history with six career seasons of at least 1,000. Kelce has at least 1,000 receiving yards in each of the past five seasons.

Needs 80 receptions to become the first tight end in NFL history to record at least 80 in six consecutive seasons. Kelce has at least 80 in each of the past five seasons.

Needs six games with at least 100 receiving yards to tie Tony Gonzalez (31) for the most by a tight end. Kelce ranks third all-time among tight ends with 25 career 100-yard games.

GEORGE KITTLE, San Francisco, needs 85 receptions to surpass Jason Witten (348) for the second most by a tight end in his first five seasons. Kittle has 264 career. Kittle also:

Needs 921 receiving yards to become the third tight end with at least 4,500 in his first five seasons, joining Jimmy Graham (4,752) and Kellen Winslow Sr. (4,513). Kittle has 3,579 career.

JARVIS LANDRY, Cleveland, needs 70 receptions to become the first player in NFL history to record at least 70 receptions in each of his first eight seasons. Landry also:

Needs 64 receptions to become the sixth with at least 700 receptions through his first eight seasons. Landry has 636 career.

DARIUS LEONARD, Indianapolis, needs three interceptions to become the fourth linebacker since 2000 with at least 10 in his first four seasons, joining Luke Kuechly (11), Sean Lee (11) and Cato June (10). Leonard has seven interceptions in his first three seasons.

PATRICK MAHOMES, Kansas City, needs 4,000 passing yards to join Peyton Manning (four seasons) as the only quarterbacks with at least 4,000 in four of their first five seasons. Mahomes has at least 4,000 in each of the past three seasons. Mahomes also:

Can become the first quarterback in NFL history to reach 15,000 career passing yards in 50-or-fewer games. Mahomes enters 2021 with 14,152 in 46 career games.

Needs four games with at least 300 passing yards to surpass Kurt Warner (29) for the most by a quarterback in his first five seasons. Mahomes has 26 career games with at least 300 passing yards.

Needs 35 TD passes to become the first with at least 35 in three of his first five seasons. Mahomes had 50 in 2018 and 38 in 2020.

Needs 25 touchdown passes to surpass Peyton Manning (138) for the second-most touchdown passes by a quarterback in his first five seasons. Mahomes has 114 career.

Needs one game with at least three touchdown passes to surpass Kurt Warner (21 games) for the second most such games by a quarterback in his first five career seasons. Mahomes has 21 career games with at least three touchdown passes.

Needs 10 games with a passer rating of 100-or-higher to surpass Russell Wilson (38) for the most by a quarterback in his first five career seasons. Mahomes has 29 such career games.

BAKER MAYFIELD, Cleveland, needs 3,500 passing yards to join Peyton Manning (1998-2001) as the only players with at least 3,500 in each of their first four seasons. Mayfield also:

With 3,885 passing yards and 25 touchdown passes can join Dan Marino and Peyton Manning as the only players with at least 15,000 and 100 through their first four seasons. Mayfield has 11,115 career passing yards and 75 career touchdown passes.

CHRISTIAN MCCAFFREY, Carolina, needs 39 receptions to surpass Roger Craig (358) for the most by a running back in his first five seasons. McCaffrey has 320 career. McCaffrey also:

Needs 80 receptions to become the fourth running back with at least 80 in four different seasons, joining Marshall Faulk (five), Larry Centers (four) and Alvin Kamara (four).

Needs 328 receiving yards to become the third running back with at least 3,000 in his first five seasons, joining Lenny Moore (3,509) and Roger Craig (3,234).

Needs one game with both a rushing and receiving touchdown to surpass Chuck Foreman (nine) for the most such games through a player's first five seasons.

WHAT TO LOOK FOR IN 2021

DK METCALF, Seattle, needs 1,250 receiving yards and 10 receiving touchdowns to become the fourth player to accomplish the feat in at least two of his first three seasons in NFL history, joining Odell Beckham Jr. (three), Randy Moss (three) and A.J. Green (two).

VON MILLER, Denver, can become the fifth player since 1982 with at least 120 sacks in his first 150 career games, joining Reggie White (145), DeMarcus Ware (125), Jared Allen (122) and Bruce Smith (121). Miller has 106 sacks in 135 career games.

KYLER MURRAY, Arizona, can become the fourth quarterback in NFL history with at least 3,500 passing yards and 20 touchdown passes in each of his first three seasons. Murray also:

Needs 500 rushing yards to become the third quarterback since 1970 with 500 in each of his first three seasons.

Needs 637 rushing yards to become the third quarterback since 1970 with 2,000 through his first three seasons. Murray has 1,363 career.

Needs five rushing touchdowns to become the third quarterback since 1970 to rush for at least 20 through his first three seasons. Murray has 15 career.

Needs 10 rushing touchdowns to become the first quarterback since 1970 to rush for at least 10 in consecutive seasons.

CORDARRELLE PATTERSON, Atlanta, needs one kickoff-return touchdown to surpass Josh Cribbs (eight) and Leon Washington (eight) for the most in NFL history.

DAK PRESCOTT, Dallas, needs three rushing touchdowns to join Cam Newton as the only quarterbacks with at least three in each of their first six seasons. Prescott also:

Needs six rushing touchdowns to join Cam Newton (48) as the only quarterbacks with at least 30 through their first six seasons in the Super Bowl era. Prescott has 24 career.

CALVIN RIDLEY, Atlanta, needs seven receiving touchdowns to become the fourth in NFL history with at least seven in each of his first four seasons.

JAMES ROBINSON, Jacksonville, needs 1,000 scrimmage yards to become the fourth undrafted player with at least 1,000 in each of his first two seasons in the common-draft era. Robinson had 1,414 as a rookie in 2020. Robinson also:

Needs 1,000 rushing yards to join Phillip Lindsay (2018-19) as the only undrafted players with at least 1,000 in each of their first two seasons in the common-draft era. Robinson had 1,070 in 2020.

Needs 10 touchdowns to become the first undrafted player with at least 10 touchdowns in each of his first two seasons in the common-draft era. Robinson had 10 (seven rushing, three receiving) in 2020.

AARON RODGERS, Green Bay, needs nine touchdown passes to surpass Dan Marino (420) for sixth in NFL history, and 10 to surpass Philip Rivers (421) for fifth. Rodgers ranks seventh all-time with 412. Rodgers also:

Needs 40 touchdown passes to join Drew Brees (2011-12) as the only players with at least 40 in consecutive seasons. Rodgers led the NFL with 48 in 2020 and his three seasons with at least 40 (2011, 2016, 2020) are the most in NFL history.

Needs 30 touchdown passes to become the fifth in league annals with at least 30 in eight seasons.

Needs 4,000 passing yards to become the sixth in NFL history to reach 4,000 in 10 seasons.

Needs 755 passing yards over his first three games to become the fourth with at least 52,000 in his first 200 career contests. Rodgers has 51,245 passing yards in 197 games.

Needs seven games with a passer rating of 100-or-higher to surpass Peyton Manning (112) for the third-most such games in NFL history. Rodgers ranks sixth all-time with 106.

BEN ROETHLISBERGER, Pittsburgh, needs 3,093 passing yards to surpass Philip Rivers (63,440) for fifth most in NFL history. Roethlisberger ranks seventh all-time with 60,348. Roethlisberger also:

Needs four games with at least 300 passing yards to become the fifth in NFL history with 70 career 300-yard games. Roethlisberger ranks sixth all-time with 66.

Needs four touchdown passes to become the eighth with 400 career. Roethlisberger ranks eighth all-time with 396.

MATT RYAN, Atlanta, needs 4,000 passing yards to join Drew Brees (12 seasons from 2006-17) as the only players with at least 4,000 passing yards in 11 consecutive seasons. Ryan also:

Needs 4,500 passing yards to tie Drew Brees (eight) for the most seasons with at least 4,500. Ryan ranks second all-time with seven.

Needs 4,233 passing yards to become the eighth with 60,000. Ryan ranks ninth all-time with 55,767 career.

Needs 3,721 passing yards to surpass Peyton Manning (59,487) for

the most through a player's first 14 seasons.

MATTHEW STAFFORD, L.A. Rams, can become the eighth in NFL history to reach 300 career touchdown passes in 175-or-fewer games. Stafford has 282 touchdown passes in 165 career games. Stafford also:

Needs 3,733 passing yards to surpass Dan Marino (48,841) for the fourth most by a quarterback in his first 13 career seasons. Stafford has 45,109 career.

MICHAEL THOMAS, New Orleans, needs 55 receptions to surpass Jarvis Landry (564) for the most by a player in his first six seasons. Thomas has 510 receptions in 70 career games. Thomas also:

Can become the fastest to reach 600 career receptions, surpassing Keenan Allen (96 games) and Antonio Brown (96).

Needs two games with at least 10 receptions to become the third with 20 such games, joining Antonio Brown (22) and Andre Johnson (22). Thomas has 18 career games with at least 10 receptions.

JUSTIN TUCKER, Baltimore, needs 108 points to surpass Stephen Gostkowski (1,330) for the most through a player's first 10 seasons. Tucker also:

Needs six games with multiple field goals made to surpass Stephen Gostkowski (95 games) for the most such performances through a player's first 10 seasons.

DARREN WALLER, Las Vegas, needs 90 receptions to join Travis Kelce as the only tight ends with at least 90 in three consecutive seasons. Waller also:

Needs 100 receptions to become the first tight end to accomplish the feat in consecutive seasons. Waller had 107 receptions in 2020.

Needs 1,100 receiving yards to join Travis Kelce as the only tight ends with at least 1,100 in three consecutive seasons.

DESHAUN WATSON, Houston, needs 4,461 passing yards to become the fifth player with at least 19,000 through his first five seasons. Watson has 14,539 career. Watson also:

Needs 35 touchdown passes to surpass Peyton Manning (138) for the second most by a player through his first five seasons in NFL history. Watson has 104 career.

Needs 3,500 passing yards and 25 touchdown passes to join Peyton Manning (five seasons) as the only players to accomplish the feat in at least four of their first five seasons in NFL history.

J.J. WATT, Arizona, needs nine sacks to become the eighth player since 1982, when the individual sack became an official statistic, to reach 110 in 145-or-fewer games. Watt has 101 sacks in 128 career games.

T.J. WATT, Pittsburgh, needs 13 sacks to become the second player since 1982, when the individual sack became an official statistic, to record at least 13 in four consecutive seasons, joining Reggie White, who did it twice (1985-88 and 1990-93). Watt led the NFL with 15 sacks in 2020. Watt also:

Needs 15.5 sacks to become the fourth player since 1982 to record at least 65 sacks over his first five seasons, joining Reggie White (81), J.J. Watt (74.5) and Derrick Thomas (66). Watt has 49.5 sacks in 62 career games.

RUSSELL WILSON, Seattle, needs eight wins to surpass Peyton Manning (105) for the most by a starting quarterback in his first 10 seasons. Wilson has won 98 starts in his first nine seasons. Wilson also:

Needs six wins to surpass Peyton Manning (112) for the most victories, including postseason, by a starting quarterback over his first 10 seasons. Wilson has won 107 starts, including postseason, since entering the NFL in 2012.

Needs 3,000 passing yards and 20 passing touchdowns to join Peyton Manning as the only quarterbacks in NFL history to reach those marks in each of their first 10 seasons.

Needs 40 touchdown passes to surpass Peyton Manning (306) for the most by a player through his first 10 seasons. Wilson has 267 career.

Needs 30 touchdown passes to become the third in NFL history with at least 30 in five-or-more consecutive seasons, joining Drew Brees (nine) and Brett Favre (five).

Needs 1,835 passing yards to surpass Joe Flacco (35,780) for the fifth most by a player through his first 10 seasons. Wilson has 33,946 career.

Needs a season passer rating of at least 105 to become the first to accomplish the feat in four consecutive seasons (min. 250 attempts).

Needs 11 games with at least three touchdown passes to surpass Dan Marino (48) and Peyton Manning (48) for the most such games by a player through his first 10 seasons.

Needs three games with at least four touchdown passes to surpass Dan Marino (17) and Peyton Manning (17) for the most such games by a player through his first 10 seasons.

NFL ACTIVE STATISTICAL LEADERS

TOP ACTIVE PASSERS

1,000-or-more attempts

	Yrs.	Att.	Comp.	Pct. Comp.	Yards	TD	Pct. TD	Had Int.	Pct. Int.	Rating Pts.
1. Patrick Mahomes	4	1,687	1,114	66.0	14,152	114	6.8	24	1.4	108.7
2. Deshaun Watson	4	1,748	1,186	67.8	14,539	104	5.9	36	2.1	104.5
3. Aaron Rodgers	16	6,587	4,285	65.0	51,245	412	6.3	89	1.4	103.9
4. Russell Wilson	9	4,335	2,820	65.0	33,946	267	6.2	81	1.9	101.7
5. Kirk Cousins	9	3,662	2,453	66.9	28,372	190	5.2	84	2.3	97.9
6. Dak Prescott	5	2,293	1,514	66.0	17,634	106	4.6	40	1.7	97.3
7. Tom Brady	21	10,598	6,778	63.9	79,204	581	5.5	191	1.8	97.3
8. Matt Ryan	13	7,443	4,867	65.3	55,767	347	4.7	158	2.1	94.5
9. Ben Roethlisberger	17	7,838	5,050	64.4	60,348	396	5.1	201	2.6	94.0
10. Derek Carr	7	3,830	2,468	64.4	26,896	170	4.4	71	1.9	92.1
11. Ryan Tannehill	8	3,678	2,345	63.7	26,995	178	4.8	88	2.4	92.0
12. Jared Goff	5	2,421	1,536	63.4	18,171	107	4.4	55	2.3	91.5
13. Kyler Murray	2	1,100	724	65.8	7,693	46	4.2	24	2.2	90.9
14. Josh Allen	3	1,353	836	61.7	9,707	67	5.0	31	2.3	90.4
15. Matthew Stafford	12	6,224	3,898	62.6	45,109	282	4.5	144	2.3	89.9
16. Teddy Bridgewater	6	1,562	1,038	66.4	11,385	53	3.4	36	2.3	89.5
17. Marcus Mariota	6	1,793	1,127	62.8	13,433	77	4.3	45	2.5	89.5
18. Tyrod Taylor	10	6,126	855	61.4	9,770	54	3.9	20	1.4	89.5
19. Carson Wentz	5	2,492	1,562	62.6	16,811	113	4.5	50	2.0	89.2
20. Baker Mayfield	3	1,506	932	61.8	11,115	75	5.0	43	2.9	89.1
21. Andy Dalton	10	4,782	2,973	62.1	33,764	218	4.6	126	2.6	87.5
22. Mitchell Trubisky	4	1,577	1,010	64.0	10,609	64	4.1	37	2.3	87.2
23. Nick Foles	9	2,010	1,253	62.3	13,753	81	4.0	43	2.1	87.1
24. Cam Newton	10	4,348	2,613	60.1	31,698	190	4.4	118	2.7	85.8
25. Case Keenum	9	2,101	1,309	62.3	14,414	75	3.6	47	2.2	85.2

TOP ACTIVE SCORERS

(number in parentheses represents 2-point conversions scored)

	Yrs.	TD	FG	PAT	TP
1. Stephen Gostkowski	15	0	392	699	1,875
2. Robbie Gould	16	0	400	531	1,731
3. Mason Crosby	14	0	345	647	1,682
4. Matt Prater	14	0	321	491	1,454
5. Nick Folk	13	0	285	384	1,239
6. Justin Tucker	9	0	291	350	1,223
7. Ryan Succop	12	0	264	390	1,182
8. Mike Nugent	16	0	265	385	1,180
9. Dan Bailey	10	0	249	383	1,130
10. Graham Gano	11	0	255	327	1,092
11. Greg Zuerlein	9	0	235	297	1,002
12. Adrian Peterson	14	124	0	0(1)	746
13. Larry Fitzgerald	17	121	0	0(3)	732
14. Brandon McManus	7	0	169	219	726
15. Randy Bullock	8	0	168	215	719
16. Wil Lutz	5	0	142	253	679
17. Blair Walsh	6	0	154	193	655
18. Chris Boswell	6	0	146	204	642
19. Jason Myers	6	0	144	195	627
20. Dustin Hopkins	6	0	151	169	622
21. Cairo Santos	7	0	138	197	611
22. Frank Gore	16	100	0	0(1)	602
23. Cody Parkey	7	0	121	197	560
24. Harrison Butker	4	0	121	186	549
25. LeSean McCoy	12	89	0	0(3)	540

TOP ACTIVE SCORERS (TOUCHDOWNS)

	Yrs.	Rush	Rec.	Ret.	Tot.
1. Adrian Peterson	14	118	6	0	124
2. Larry Fitzgerald	17	0	121	0	121
3. Frank Gore	16	81	18	1	100
4. LeSean McCoy	12	73	16	0	89
5. Rob Gronkowski	10	1	86	0	87
6. Antonio Brown	11	0	79	5	84
7. Jimmy Graham	11	0	82	0	82
8. Todd Gurley	6	67	12	0	79
9. Dez Bryant	9	0	75	2	77
10. Mark Ingram	10	62	10	0	72
11. Cam Newton	10	70	1	0	71
12. A.J. Green	9	0	65	0	65
13. DeSean Jackson	13	4	56	4	64
14. Davante Adams	7	0	62	0	62
Mike Evans	7	0	61	1	62
16. Julio Jones	10	0	60	1	61
17. DeAndre Hopkins	8	0	60	0	60
18. Alvin Kamara	4	43	15	1	59
19. Derrick Henry	5	55	3	0	58
Tyreek Hill	5	6	47	5	58
21. Melvin Gordon	6	45	12	0	57
David Johnson	6	39	17	1	57
23. Ezekiel Elliott	5	46	10	0	56
24. Odell Beckham Jr.	7	1	51	0	52
25. Randall Cobb	10	0	47	4	51
T.Y. Hilton	9	0	50	1	51
Marvin Jones	8	0	51	0	51

NFL ACTIVE STATISTICAL LEADERS**TOP ACTIVE RUSHERS**

	Yrs.	Att.	Yards	TD
1. Frank Gore	16	3,735	16,000	81
2. Adrian Peterson	14	3,192	14,820	118
3. LeSean McCoy	12	2,457	11,102	73
4. Mark Ingram	10	1,595	7,324	62
5. Le'Veon Bell	7	1,556	6,453	40
6. Ezekiel Elliott	5	1,413	6,384	46
7. Alfred Morris	9	1,429	6,173	35
8. Todd Gurley	6	1,460	6,082	67
9. Lamar Miller	8	1,354	5,864	32
10. Derrick Henry	5	1,182	5,860	55
11. Cam Newton	10	1,071	5,398	70
12. Melvin Gordon	6	1,274	5,226	45
13. Latavius Murray	7	1,191	4,991	43
14. Carlos Hyde	7	1,153	4,726	36
15. Russell Wilson	9	803	4,506	21
16. Devonta Freeman	7	1,005	4,144	33
17. Jordan Howard	5	932	3,955	34
18. David Johnson	6	928	3,819	39
19. Giovani Bernard	8	921	3,697	22
20. Dalvin Cook	4	769	3,661	33
21. Nick Chubb	3	680	3,557	28
22. Aaron Jones	4	651	3,364	37
23. Joe Mixon	4	812	3,359	20
24. Alvin Kamara	4	672	3,340	43
25. Aaron Rodgers	16	652	3,271	31

TOP ACTIVE PASS RECEIVERS

	Yrs.	No.	Yards	TD
1. Larry Fitzgerald	17	1,432	17,492	121
2. Antonio Brown	11	886	11,746	79
3. Julio Jones	10	848	12,896	60
4. DeAndre Hopkins	8	747	10,009	60
5. Jimmy Graham	11	699	8,339	82
6. Golden Tate	11	695	8,278	46
7. Emmanuel Sanders	11	662	8,619	47
8. A.J. Green	9	649	9,430	65
9. Jarvis Landry	7	636	7,028	35
10. Keenan Allen	8	624	7,397	42
11. DeSean Jackson	13	612	10,656	56
Travis Kelce	8	612	7,881	48
13. T.Y. Hilton	9	608	9,360	50
14. Danny Amendola	12	593	5,964	21
15. Rob Gronkowski	10	566	8,484	86
16. Randall Cobb	10	563	6,793	47
17. Zach Ertz	8	561	6,078	36
18. Davante Adams	7	546	6,568	62
19. Dez Bryant	9	537	7,506	75
20. Mike Evans	7	532	8,266	61
21. Robert Woods	8	525	6,521	31
22. LeSean McCoy	12	518	3,898	16
23. Michael Thomas	5	510	5,950	32
24. Jared Cook	12	505	6,673	41
25. Stefon Diggs	6	492	6,158	38

TOP ACTIVE SCRIMMAGE YARDS LEADERS

	Yrs.	Rush	Rec	Total	TD
1. Frank Gore	16	16,000	3,985	19,985	100
2. Larry Fitzgerald	17	68	17,492	17,560	121
3. Adrian Peterson	14	14,820	2,466	17,286	124
4. LeSean McCoy	12	11,102	3,898	15,000	89
5. Julio Jones	10	118	12,896	13,014	61
6. Antonio Brown	11	122	11,746	11,868	84
7. DeSean Jackson	13	459	10,656	11,115	64
8. DeAndre Hopkins	8	12	10,009	10,021	60
9. Le'Veon Bell	7	6,453	3,259	9,712	48
10. A.J. Green	9	93	9,430	9,523	65
11. T.Y. Hilton	9	55	9,360	9,415	51
12. Mark Ingram	10	7,324	1,895	9,219	72
13. Emmanuel Sanders	11	171	8,619	8,790	48
14. Golden Tate	11	216	8,278	8,494	46
15. Rob Gronkowski	10	2	8,484	8,486	87
16. Jimmy Graham	11	3	8,339	8,342	82
17. Ezekiel Elliott	5	6,384	1,957	8,341	56
18. Todd Gurley	6	6,082	2,254	8,336	79
19. Mike Evans	7	0	8,266	8,266	62
20. Travis Kelce	8	6	7,881	7,887	50
21. Dez Bryant	9	-3	7,506	7,503	77
22. Keenan Allen	8	99	7,397	7,496	43
23. Lamar Miller	8	5,864	1,571	7,435	40
24. Melvin Gordon	6	5,226	2,031	7,257	57
25. Jarvis Landry	7	199	7,028	7,227	38

TOP ACTIVE INTERCEPTORS

	Yrs.	No.	Yards	TD
1. Richard Sherman	10	36	478	3
2. Johnathan Joseph	15	32	643	7
3. Marcus Peters	6	31	814	6
4. Joe Haden	11	29	290	2
5. Devin McCourty	11	28	493	2
Patrick Peterson	10	28	251	1
Harrison Smith	9	28	430	4
8. Janoris Jenkins	9	26	584	8
9. Stephon Gilmore	9	25	452	2
Tashaun Gipson	9	25	560	3
11. Casey Hayward	9	23	349	2
Tyrann Mathieu	8	23	279	2
13. Xavien Howard	5	22	200	1
14. Chris Harris	10	21	508	4
15. Malcolm Jenkins	12	20	556	6
Darius Slay	8	20	290	1
17. Kyle Fuller	6	19	199	0
Duron Harmon	8	19	215	0
Kareem Jackson	11	19	377	3
20. Kevin Byard	5	18	210	0
Jason McCourty	12	18	174	1
Logan Ryan	8	18	198	1
23. Malcolm Butler	7	17	298	2
Micah Hyde	8	17	169	0
J.C. Jackson	3	17	128	0

NFL ACTIVE STATISTICAL LEADERS**TOP ACTIVE PUNT RETURNERS**

40-or-more punt returns

	Yrs.	No.	Yards	Avg.	TD
1. Gunner Olszewski	2	40	525	13.1	1
2. Tyreek Hill	5	86	1,009	11.7	4
3. Jamal Agnew	4	74	857	11.6	4
4. Dontae Spencer	2	42	461	11.0	1
5. Deonte Harris	2	53	545	10.3	1
6. Tarik Cohen	4	96	985	10.3	1
7. Golden Tate	11	111	1,119	10.1	0
8. Trevor Davis	4	59	593	10.1	0
9. Dwayne Harris	10	190	1,906	10.0	4
10. Jakeem Grant	5	93	919	9.9	3
11. T.Y. Hilton	9	49	482	9.8	1
12. Dede Westbrook	4	47	461	9.8	1
13. Trent Taylor	3	49	471	9.6	0
14. Antonio Brown	11	187	1,761	9.4	4
15. Danny Amendola	12	198	1,860	9.4	0
16. DeSean Jackson	13	140	1,315	9.4	4
17. DeAndre Carter	3	63	589	9.3	0
18. Patrick Peterson	10	195	1,816	9.3	4
19. Randall Cobb	10	93	866	9.3	2
20. Micah Hyde	8	91	847	9.3	3
21. Ray-Ray McCloud	3	43	400	9.3	0
22. Chester Rogers	4	60	551	9.2	0
23. Dez Bryant	9	42	384	9.1	2
24. Andre Roberts	11	195	1,763	9.0	3
25. Jarvis Landry	7	96	867	9.0	1

TOP ACTIVE PUNTERS

50-or-more punts; leaders based on gross average

	Yrs.	No.	Avg.	LG
1. Jack Fox	1	59	49.1	67
2. Michael Dickson	3	213	47.5	69
3. Cameron Johnston	3	203	47.0	68
4. Ty Long	2	105	46.9	63
5. Johnny Hekker	9	676	46.9	78
6. Tress Way	7	510	46.8	79
7. Andy Lee	17	134	46.5	82
8. Thomas Morstead	12	692	46.5	70
9. Jake Bailey	2	136	46.4	71
10. Logan Cooke	3	217	46.3	72
11. Bryan Anger	9	651	46.2	73
12. Sam Martin	8	538	46.1	72
13. Mitch Wishnowsky	2	118	46.0	65
14. Brett Kern	14	949	46.0	79
15. Riley Dixon	5	367	45.5	71
16. Matt Wile	4	90	45.5	70
17. Lachlan Edwards	4	338	45.5	70
18. Britton Colquitt	11	834	45.4	79
19. Sam Koch	15	109	45.3	74
20. Michael Palardy	4	243	45.3	63
21. Rigoberto Sanchez	4	242	45.3	63
22. Kevin Huber	12	914	45.3	75
23. Jamie Gillan	2	114	45.2	71
24. A.J. Cole	2	111	45.2	74
25. Pat O'Donnell	7	502	45.0	75

TOP ACTIVE KICKOFF RETURNERS

40-or-more kickoff returns

	Yrs.	No.	Yards	Avg.	TD
1. Cordarrelle Patterson	8	239	7,118	29.8	8
2. Brandon Wilson	4	45	1,251	27.8	2
3. Deonte Harris	2	40	1,080	27.0	0
4. Ameer Abdullah	6	87	2,298	26.4	0
5. Jarvis Landry	7	50	1,292	25.8	0
6. Andre Roberts	11	221	5,706	25.8	2
7. Dwayne Harris	10	163	4,204	25.8	1
8. Jamal Agnew	4	64	1,649	25.8	1
9. Tremon Smith	3	54	1,369	25.4	0
10. Randall Cobb	10	76	1,926	25.3	1
11. Tyler Lockett	6	127	3,188	25.1	2
12. Antonio Brown	11	47	1,173	25.0	1
13. Jakeem Grant	5	87	2,160	24.8	2
14. Alex Erickson	5	108	2,672	24.7	0
15. Pharoh Cooper	5	104	2,523	24.3	1
16. Emmanuel Sanders	11	45	1,083	24.1	0
17. Danny Amendola	12	152	3,575	23.5	0
18. Chris Moore	5	46	1,080	23.5	0
19. Kenjon Barner	7	55	1,291	23.5	0
20. Taiwan Jones	10	82	1,890	23.0	0
21. Richie James	3	47	1,081	23.0	1
22. Dion Lewis	8	81	1,845	22.8	1
23. Trevor Davis	4	58	1,297	22.4	0
24. Ty Montgomery	6	55	1,215	22.1	0
25. Tony Pollard	2	46	1,011	22.0	0

TOP ACTIVE QUARTERBACK SACKERS

	Yrs.	No.
1. Von Miller	9	106.0
2. J.J. Watt	45	101.0
3. Justin Houston	10	97.5
4. Chandler Jones	9	97.0
5. Ryan Kerrigan	10	95.5
6. Cameron Jordan	10	94.5
7. Calais Campbell	13	92.0
8. Jason Pierre-Paul	11	89.0
9. Carlos Dunlap	11	87.5
10. Aaron Donald	7	85.5
11. Robert Quinn	10	82.5
12. Everson Griffen	11	80.5
13. Geno Atkins	11	75.5
14. Khalil Mack	7	70.5
15. Ndamukong Suh	11	64.5
16. Olivier Vernon	9	63.5
17. Mario Addison	10	60.0
18. Brandon Graham	11	59.0
19. Cameron Heyward	10	58.0
20. Jerry Hughes	11	56.0
21. Fletcher Cox	9	54.5
Danielle Hunter	5	54.5
23. Whitney Mercilus	9	54.0
24. Jabaal Sheard	10	53.0
25. Aldon Smith	6	52.5

COACHES RECORDS

ACTIVE COACHES' CAREER RECORDS (Order Based on Career Victories)

Start of 2021 Season

Coach	Team(s)	Regular Season				Pct.	Postseason			Career			Pct.
		Yrs.	Won	Lost	Tied		Won	Lost	Pct.	Won	Lost	Tied	
Bill Belichick	Cleveland Browns, New England Patriots	26	280	136	0	.673	31	12	.721	311	148	0	.678
Andy Reid	Philadelphia Eagles, Kansas City Chiefs	22	221	130	1	.629	17	15	.531	238	145	1	.621
Pete Carroll	New York Jets, New England Patriots, Seattle Seahawks	15	145	94	1	.606	11	10	.524	156	104	1	.600
Mike Tomlin	Pittsburgh Steelers	14	145	78	1	.650	8	8	.500	153	86	1	.640
Sean Payton	New Orleans Saints	14	143	81	0	.638	9	8	.529	152	89	0	.631
Mike McCarthy	Green Bay Packers, Dallas Cowboys	14	131	87	2	.600	10	8	.556	141	95	2	.597
John Harbaugh	Baltimore Ravens	13	129	79	0	.620	11	8	.579	140	87	0	.617
Jon Gruden	Oakland/Las Vegas Raiders, Tampa Bay Buccaneers	14	114	110	0	.509	5	4	.556	119	114	0	.511
Ron Rivera	Carolina Panthers, Washington Football Team	10	83	72	1	.535	3	5	.375	86	77	1	.527
Bruce Arians	Arizona Cardinals, Tampa Bay Buccaneers	7	67	44	1	.603	5	2	.714	72	46	1	.609
Mike Zimmer	Minnesota Vikings	7	64	47	1	.576	2	3	.400	66	50	1	.568
Sean McVay	Los Angeles Rams	4	43	21	0	.672	3	3	.500	46	24	0	.657
Sean McDermott	Buffalo Bills	4	38	26	0	.594	2	3	.400	40	29	0	.580
Kyle Shanahan	San Francisco 49ers	4	29	35	0	.453	2	1	.667	31	36	0	.463
Mike Vrabel	Tennessee Titans	3	29	19	0	.604	2	2	.500	31	21	0	.596
Frank Reich	Indianapolis Colts	3	28	20	0	.583	1	2	.333	29	22	0	.569
Matt Nagy	Chicago Bears	3	28	20	0	.583	0	2	.000	28	22	0	.560
Matt LaFleur	Green Bay Packers	2	26	6	0	.813	2	2	.500	28	8	0	.778
Brian Flores	Miami Dolphins	2	15	17	0	.469	0	0	---	15	17	0	.469
Kliff Kingsbury	Arizona Cardinals	2	13	18	1	.422	0	0	---	13	18	1	.422
Vic Fangio	Denver Broncos	2	12	20	0	.375	0	0	---	12	20	0	.375
Kevin Stefanski	Cleveland Browns	1	11	5	0	.688	1	1	.500	12	6	0	.667
Joe Judge	New York Giants	1	6	10	0	.375	0	0	---	6	10	0	.375
Zac Taylor	Cincinnati Bengals	2	6	25	1	.203	0	0	---	6	25	1	.203
Dan Campbell	Miami Dolphins, Detroit Lions	1	5	7	0	.417	0	0	---	5	7	0	.417
Matt Rhule	Carolina Panthers	1	5	11	0	.313	0	0	---	5	11	0	.313
David Culley	Houston Texans	0	0	0	0	---	0	0	---	0	0	0	---
Urban Meyer	Jacksonville Jaguars	0	0	0	0	---	0	0	---	0	0	0	---
Robert Saleh	New York Jets	0	0	0	0	---	0	0	---	0	0	0	---
Nick Sirianni	Philadelphia Eagles	0	0	0	0	---	0	0	---	0	0	0	---
Arthur Smith	Atlanta Falcons	0	0	0	0	---	0	0	---	0	0	0	---
Brandon Staley	Los Angeles Chargers	0	0	0	0	---	0	0	---	0	0	0	---

COACHES RECORDS

COACHES WITH 100 CAREER VICTORIES (Order Based on Career Victories)

Start of 2021 Season

Coach	Team(s)	Regular Season					Postseason			Career				
		Yrs.	Won	Lost	Tied	Pct.	Won	Lost	Pct.	Won	Lost	Tied	Pct.	
1. Don Shula	Baltimore Colts, Miami Dolphins	33	328	156	6	.677	19	17	.528	347	173	6	.666	
2. George Halas	Chicago Bears	40	318	148	31	.682	6	3	.667	324	151	31	.682	
3. Bill Belichick	Cleveland Browns, New England Patriots	26	280	136	0	.673	31	12	.721	311	148	0	.678	
4. Tom Landry	Dallas Cowboys	29	250	162	6	.607	20	16	.556	270	178	6	.603	
5. Andy Reid	Philadelphia Eagles, Kansas City Chiefs	22	221	130	1	.629	17	15	.531	238	145	1	.621	
6. Earl (Curly) Lambeau	Green Bay Packers, Chicago Cardinals, Washington Redskins	33	226	132	22	.631	3	2	.600	229	134	22	.631	
7. Chuck Noll	Pittsburgh Steelers	23	193	148	1	.566	16	8	.667	209	156	1	.572	
8. Marty Schottenheimer	Cleveland Browns, Kansas City Chiefs, Washington Redskins, San Diego Chargers	21	200	126	1	.613	5	13	.278	205	139	1	.596	
9. Dan Reeves	Denver Broncos, New York Giants, Atlanta Falcons	23	190	165	2	.535	11	9	.550	201	174	2	.536	
10. Chuck Knox	Los Angeles Rams, Buffalo Bills Seattle Seahawks	22	186	147	1	.558	7	11	.389	193	158	1	.550	
11. Bill Parcells	New York Giants, New England Patriots, New York Jets, Dallas Cowboys	19	172	130	1	.569	11	8	.579	183	138	1	.570	
12. Tom Coughlin	Jacksonville Jaguars, New York Giants	20	170	150	0	.531	12	7	.632	182	157	0	.537	
13. Mike Shanahan	Los Angeles Raiders, Denver Broncos, Washington Redskins	20	170	138	0	.552	8	6	.571	178	144	0	.553	
	Jeff Fisher	Houston/Tennessee Oilers, Tennessee Titans, St. Louis/Los Angeles Rams	22	173	165	1	.512	5	6	.455	178	171	1	.510
15. Mike Holmgren	Green Bay Packers, Seattle Seahawks	17	161	111	0	.592	13	11	.542	174	122	0	.588	
16. Joe Gibbs	Washington Redskins	16	154	94	0	.621	17	7	.708	171	101	0	.629	
17. Paul Brown	Cleveland Browns, Cincinnati Bengals	21	166	100	6	.624	4	8	.333	170	108	6	.612	
18. Bud Grant	Minnesota Vikings	18	158	96	5	.621	10	12	.455	168	108	5	.608	
19. Bill Cowher	Pittsburgh Steelers	15	149	90	1	.623	12	9	.571	161	99	1	.619	
20. Pete Carroll	New York Jets, New England Patriots, Seattle Seahawks	15	145	94	1	.606	11	10	.524	156	104	1	.600	
21. Marv Levy	Kansas City Chiefs, Buffalo Bills	17	143	112	0	.561	11	8	.579	154	120	0	.562	
22. Steve Owen	New York Giants	23	151	100	17	.602	2	8	.200	153	108	17	.586	
	Mike Tomlin	Pittsburgh Steelers	14	145	78	1	.650	8	8	.500	153	86	1	.640
24. Sean Payton	New Orleans Saints	14	143	81	0	.638	9	8	.529	152	89	0	.631	
25. Tony Dungy	Tampa Bay Buccaneers, Indianapolis Colts	13	139	69	0	.668	9	10	.474	148	79	0	.652	
26. John Fox	Carolina Panthers, Denver Broncos, Chicago Bears	16	133	123	0	.520	8	7	.533	141	130	0	.520	
	Mike McCarthy	Green Bay Packers, Dallas Cowboys	14	131	87	2	.600	10	8	.556	141	95	2	.597
28. John Harbaugh	Baltimore Ravens	13	129	79	0	.620	11	8	.579	140	87	0	.617	
29. Hank Stram	Kansas City Chiefs, New Orleans Saints	17	131	97	10	.574	5	3	.625	136	100	10	.576	
30. Weeb Ewbank	Baltimore Colts, New York Jets	20	130	129	7	.502	4	1	.800	134	130	7	.508	
31. Marvin Lewis	Cincinnati Bengals	16	131	122	3	.518	0	7	.000	131	129	3	.504	
32. Mike Ditka	Chicago Bears, New Orleans Saints	14	121	95	0	.560	6	6	.500	127	101	0	.557	
33. Dick Vermeil	Philadelphia Eagles, St. Louis Rams, Kansas City Chiefs	15	120	109	0	.524	6	5	.545	126	114	0	.525	
34. Jim Mora	New Orleans Saints, Indianapolis Colts	15	125	106	0	.541	0	6	.000	125	112	0	.527	
35. George Seifert	San Francisco 49ers, Carolina Panthers	11	114	62	0	.648	10	5	.667	124	67	0	.649	
36. Sid Gillman	Los Angeles Rams, Los Angeles/San Diego Chargers, Houston Oilers	18	122	99	7	.552	1	5	.167	123	104	7	.542	
37. Jon Gruden	Oakland/Las Vegas Raiders, Tampa Bay Buccaneers	14	114	110	0	.509	5	4	.556	119	114	0	.511	
38. George Allen	Los Angeles Rams, Washington Redskins	12	116	47	5	.712	2	7	.222	118	54	5	.686	
	Norv Turner	Washington Redskins, Oakland Raiders, San Diego Chargers	15	114	122	1	.483	4	4	.500	118	126	1	.484
40. Dennis Green	Minnesota Vikings, Arizona Cardinals	13	113	94	0	.546	4	8	.333	117	102	0	.534	
41. Don Coryell	St. Louis Cardinals, San Diego Chargers	14	111	83	1	.572	3	6	.333	114	89	1	.561	
42. John Madden	Oakland Raiders	10	103	32	7	.759	9	7	.563	112	39	7	.739	
43. Ray (Buddy) Parker	Chicago Cardinals, Detroit Lions, Pittsburgh Steelers	15	104	75	9	.581	3	1	.750	107	76	9	.585	
44. Vince Lombardi	Green Bay Packers, Washington Redskins	10	96	34	6	.739	9	1	.900	105	35	6	.750	
	Tom Flores	Oakland/Los Angeles Raiders Seattle Seahawks	12	97	87	0	.527	8	3	.727	105	90	0	.538
46. Bill Walsh	San Francisco 49ers	10	92	59	1	.609	10	4	.714	102	63	1	.617	

Active coaches in bold.

From 1920-71, tie games were not included in winning percentage

TIE-BREAKING PROCEDURES

The following procedures will be used to break standings ties for postseason playoffs and to determine regular-season schedules.

Note: Tie games count as one-half win and one-half loss for both clubs.

TO BREAK A TIE WITHIN A DIVISION

If, at the end of the regular season, two or more clubs in the same division finish with the best won-lost-tied percentage, the following steps will be taken until a champion is determined:

TWO CLUBS

1. Head-to-head (best won-lost-tied percentage in games between the clubs).
2. Best won-lost-tied percentage in games played within the division.
3. Best won-lost-tied percentage in common games.
4. Best won-lost-tied percentage in games played within the conference.
5. Strength of victory in all games.
6. Strength of schedule in all games.
7. Best combined ranking among conference teams in points scored and points allowed in all games.
8. Best combined ranking among all teams in points scored and points allowed in all games.
9. Best net points in common games.
10. Best net points in all games.
11. Best net touchdowns in all games.
12. Coin toss.

THREE-OR-MORE CLUBS

(Note: If two clubs remain tied after one-or-more clubs are eliminated during any step, tiebreaker restarts at Step 1 of two-club format. If three clubs remain tied after a fourth club is eliminated during any step, tiebreaker restarts at Step 1 of three-club format.)

1. Head-to-head (best won-lost-tied percentage in games among the clubs).
2. Best won-lost-tied percentage in games played within the division.
3. Best won-lost-tied percentage in common games.
4. Best won-lost-tied percentage in games played within the conference.
5. Strength of victory in all games.
6. Strength of schedule in all games.
7. Best combined ranking among conference teams in points scored and points allowed in all games.
8. Best combined ranking among all teams in points scored and points allowed in all games.
9. Best net points in common games.
10. Best net points in all games.
11. Best net touchdowns in all games.
12. Coin toss.

TO BREAK A TIE FOR THE WILD CARD TEAM

If necessary to break ties to determine the three Wild Card clubs from each conference, the following steps will be taken:

- A. If all the tied clubs are from the same division, apply division tiebreaker.
- B. If the tied clubs are from different divisions, apply the following steps:

TWO CLUBS

1. Head-to-head, if applicable.
2. Best won-lost-tied percentage in games played within the conference.
3. Best won-lost-tied percentage in common games, minimum of four.
4. Strength of victory in all games.
5. Strength of schedule in all games.
6. Best combined ranking among conference teams in points scored and points allowed in all games.
7. Best combined ranking among all teams in points scored and points allowed in all games.
8. Best net points in conference games.
9. Best net points in all games.
10. Best net touchdowns in all games.
11. Coin toss.

THREE-OR-MORE CLUBS

(Note: If two clubs remain tied after one-or-more clubs are eliminated during any step, tiebreaker restarts at Step 1 of two-club format. If three clubs remain tied after a fourth club is eliminated during any step, tiebreaker restarts at Step 2 of three-club format.)

1. Apply division tiebreaker to eliminate all but highest-ranked club in each division prior to proceeding to Step 2. The original seeding within a division upon application of the division tiebreaker remains the same for all subsequent applications of the procedure that are necessary to identify the two Wild Card participants.
2. Head-to-head sweep (apply only if one has defeated each of the others, or one club has lost to each of the others).
3. Best won-lost-tied percentage in games played within the conference.
4. Best won-lost-tied percentage in common games, minimum of four.
5. Strength of victory in all games.
6. Strength of schedule in all games.
7. Best combined ranking among conference teams in points scored and points allowed in all games.
8. Best combined ranking among all teams in points scored and points allowed in all games.

(Continued on next page)

TIE-BREAKING PROCEDURES

9. Best net points in conference games.
10. Best net points in all games.
11. Best net touchdowns in all games.
12. Coin toss.

When the first Wild Card team has been identified, the procedure is repeated to name the second and third Wild Card (i.e., eliminate all but the highest-ranked club in each division prior to proceeding to Step 2). In situations in which three teams from the same division are involved in the procedure, the original seeding of the teams remains the same for subsequent applications of the tiebreaker if the top-ranked team in that division qualifies for a Wild Card berth.

OTHER TIE-BREAKING PROCEDURES

1. Only one club advances to the playoffs in any tie-breaking step. Remaining tied clubs revert to the first step of the applicable division or Wild Card tiebreakers. As an example, if two clubs remain tied in any tiebreaker step after all other clubs have been eliminated, the procedure reverts to Step 1 of the two-club format to determine the winner. When one club wins the tiebreaker, all other clubs revert to Step 1 of the applicable two-club or three-club format.
2. In comparing records against common opponents among tied teams, the best won-lost-tied percentage is the deciding factor since teams may have played an unequal number of games.
3. To determine home-field priority among division winners, apply Wild Card tiebreakers.
4. To determine home-field priority for Wild Card qualifiers, apply division tiebreakers (if teams are from the same division) or Wild Card tiebreakers (if teams are from different divisions).
5. To determine the best combined ranking among conference teams in points scored and points allowed, add a team's position in the two categories, and the lowest score wins. For example, if Team A is first in points scored and second in points allowed, its combined ranking is "3." If Team B is third in points scored and first in points allowed, its combined ranking is "4." Team A then wins the tiebreaker. If two teams are tied for a position, both teams are awarded the ranking as if they held it solely. For example, if Team A and Team B are tied for first in points scored, each team is assigned a ranking of "1" in that category, and if Team C is third, its ranking will still be "3."

TIE-BREAKING PROCEDURE FOR SELECTION MEETING

1. Clubs not participating in the playoffs shall select in the first through 18th positions in reverse-standings order.
2. Clubs participating in the playoffs shall select according to the following procedures:
 - (A) The losers of the Wild Card games shall select in the 19th through 24th positions based on won-loss-tied percentage in reverse-standings order.
 - (B) The losers of the Divisional playoff games shall select in the 25th through 28th positions based on won-loss-tied percentage in reverse-standings order.
 - (C) The losers of the Conference Championship Games shall select 29th and 30th based on won-loss-tied percentage in reverse-standings order.
 - (D) The winner of the Super Bowl game shall select last and the Super Bowl loser will select next-to-last.
3. If ties exist in any grouping, such ties shall be broken by figuring the aggregate won-lost-tied percentage of each involved club's regular-season opponents and awarding preferential selection order to the club that faced the schedule of teams with the lowest aggregate won-lost-tied percentage.
4. If ties still exist, apply the Divisional, Conference or Interconference tie-breaking methods, whichever is applicable.
 - (A) For Divisional or Conference ties, use the procedures on the previous page.
 - (B) For Interconference ties, use the following procedures:
 - (i) Ties involving TWO teams from different conferences will be broken by (a) head-to-head meeting; (b) best won-lost-tied percentage in common games, minimum of four, (c) strength of victory in all games, (d) best combined ranking among all teams in points scored and points allowed in all games, (e) best net points in all games, (f) best net touchdowns in all games, and finally (g) coin toss.
 - (ii) Ties involving THREE-OR-MORE clubs from different conferences will be broken by applying (a) divisional tiebreakers to determine the lowest-ranked team in a division, (b) conference tiebreakers to determine the lowest-ranked team within a conference, and (c) interconference tiebreakers to determine the lowest-ranked team in the league. The process will be repeated until the draft order has been established.

After the selection order for the first round of the draft has been determined, clubs originally involved in two-club ties will alternate positions from round to round. In the cases of ties that originally involved three-or-more clubs, the club at the top of a tied segment in a given round will move to the bottom of the segment for the next round, while all other clubs in the segment move up one place. This rotation will continue throughout the draft.

DRAFT LIST FOR 2021

86th Annual NFL Draft, April 29-May 1, 2021
Cleveland, Ohio

+Denotes compensatory selection

#Denotes player who relinquished remaining college eligibility

ARIZONA CARDINALS

1. # Zaven Collins	LB Tulsa	16
2. # Rondale Moore	WR Purdue	49
4. # Marco Wilson	DB Florida	136
	from KANSAS CITY through BALTIMORE	
6. Victor Dimukeje	LB Duke	210
	from BALTIMORE	
6. + Tay Gowan	DB Central Florida	223
	from MINNESOTA	
7. James Wiggins	DB Cincinnati	243
7. Michal Menet	C Penn State	247
	from CHICAGO through LAS VEGAS	

ATLANTA FALCONS

1. # Kyle Pitts	TE Florida	4
2. Richie Grant	DB Central Florida	40
	from DENVER	
3. # Jalen Mayfield	G Michigan	68
4. # Darren Hall	DB San Diego State	108
4. # Drew Dalman	C Stanford	114
	from DENVER	
5. Ta'Quon Graham	DE Texas	148
5. + Adetokunbo Ogundeji	LB Notre Dame	182
5. + Avery Williams	DB Boise State	183
6. Frank Darby	WR Arizona State	187

BALTIMORE RAVENS

1. # Rashod Bateman	WR Minnesota	27
1. # Jayson Oweh	LB Penn State	31
	from KANSAS CITY	
3. Ben Cleveland	G Georgia	94
	from KANSAS CITY	
3. + Brandon Stephens	DB Southern Methodist	104
4. Tylan Wallace	WR Oklahoma State	131
5. # Shaun Wade	DB Ohio State	160
	from ARIZONA	
5. Daelin Hayes	LB Notre Dame	171
5. + Ben Mason	TE Michigan	184

BUFFALO BILLS

1. # Gregry Rousseau	DE Miami (Fla.)	30
2. Carlos Basham	DE Wake Forest	61
3. Spencer Brown	T Northern Iowa	93
5. Tommy Doyle	T Miami (Ohio)	161
	from LAS VEGAS	
6. Marquez Stevenson	WR Houston	203
	from WASHINGTON through LAS VEGAS, MIAMI & HOUSTON	
6. Damar Hamlin	DB Pittsburgh	212
	from NEW ORLEANS through HOUSTON	
6. # Rachad Wildgoose	DB Wisconsin	213
7. # Jack Anderson	G Texas Tech	236

CAROLINA PANTHERS

1. # Jaycee Horn	DB South Carolina	8
2. # Terrace Marshall	WR LSU	59
	from CLEVELAND	
3. # Brady Christensen	T Brigham Young	70
	from PHILADELPHIA	
3. # Tommy Tremble	TE Notre Dame	83
	from CHICAGO	
4. # Chuba Hubbard	RB Oklahoma State	126
	from TENNESSEE	
5. # Daviyon Nixon	DT Iowa	158
	from NEW ENGLAND through HOUSTON	

5. Keith Taylor	DB Washington	166
	from TENNESSEE	
6. Deonte Brown	G Alabama	193
6. Shi Smith	WR South Carolina	204
	from CHICAGO	
6. + Thomas Fletcher	LS Alabama	222
7. Phil Hoskins	DT Kentucky	232
	from ATLANTA through MIAMI & TENNESSEE	

CHICAGO BEARS

1. # Justin Fields	QB Ohio State	11
	from N.Y. GIANTS	
2. Teven Jenkins	T Oklahoma State	39
	from CAROLINA	
5. # Larry Borom	T Missouri	151
	from CAROLINA	
6. + Khalil Herbert	RB Virginia Tech	217
	from TAMPA BAY through SEATTLE	
6. + Dazz Newsome	WR North Carolina	221
6. + Thomas Graham	DB Oregon	228
7. Khyiris Tonga	NT Brigham Young	250
	from SEATTLE	

CINCINNATI BENGALS

1. # Ja'Marr Chase	WR LSU	5
2. # Jackson Carman	T Clemson	46
	from NEW ENGLAND	
3. # Joseph Ossai	DE Texas	69
4. Cameron Sample	DE Tulane	111
4. # Tyler Shelvin	NT LSU	122
	from ARIZONA through HOUSTON & NEW ENGLAND	
4. + D'Ante Smith	T East Carolina	139
	from NEW ENGLAND	
5. # Evan McPherson	K Florida	149
6. # Trey Hill	C Georgia	190
6. Chris Evans	RB Michigan	202
	from MIAMI through HOUSTON	
7. # Wyatt Hubert	DE Kansas State	235
	from DETROIT through SEATTLE	

CLEVELAND BROWNS

1. # Greg Newsome	DB Northwestern	26
2. # Jeremiah Owusu-Koramoah	LB Notre Dame	52
	from CHICAGO through CAROLINA	
3. # Anthony Schwartz	WR Auburn	91
	from NEW ORLEANS	
4. # James Hudson	T Cincinnati	110
	from PHILADELPHIA	
4. # Tommy Togiai	NT Ohio State	132
5. Tony Fields	LB West Virginia	153
	from DETROIT	
5. Richard LeCounte	DB Georgia	169
	from L.A. RAMS	
6. Demetric Felton	RB UCLA	211

DALLAS COWBOYS

1. # Micah Parsons	LB Penn State	12
	from SAN FRANCISCO through MIAMI & PHILADELPHIA	
2. # Kelvin Joseph	DB Kentucky	44
3. Osa Odighizuwa	DT UCLA	75
3. Chauncey Golston	DE Iowa	84
	from INDIANAPOLIS through PHILADELPHIA	
3. # Nahshon Wright	DB Oregon State	99
4. Jabril Cox	LB LSU	115
4. + Josh Ball	T Marshall	138
5. #+ Simi Fehoko	WR Stanford	179
6. Quinton Bohanna	NT Kentucky	192
	from DETROIT	
6. #+ Israel Mukuamu	DB South Carolina	227
7. Matt Farniok	G Nebraska	238

DRAFT LIST FOR 2021

DENVER BRONCOS

1.# Patrick Surtain	DB	Alabama	9
2.# Javonte Williams	RB	North Carolina	35
		from ATLANTA	
3.+ Quinn Meinerz	G	Wisconsin-Whitewater	98
		from NEW ORLEANS	
3.+ Baron Browning	LB	Ohio State	105
		from NEW ORLEANS	
5.# Caden Sterns	DB	Texas	152
5.# Jamar Johnson	DB	Indiana	164
		from CHICAGO through N.Y. GIANTS	
6.#+ Seth Williams	WR	Auburn	219
		from ATLANTA	
7. Kary Vincent	DB	LSU	237
7. Jonathon Cooper	LB	Ohio State	239
		from N.Y. GIANTS	
7. Marquiss Spencer	DE	Mississippi State	253
		from CLEVELAND	

DETROIT LIONS

1.# Penei Sewell	T	Oregon	7
2. Levi Onwuzurike	DT	Washington	41
3.# Alim McNeill	DT	North Carolina State	72
3.#+ Ifeatu Melifonwu	DB	Syracuse	101
		from L.A. RAMS	
4.# Amon-Ra St. Brown	WR	Southern California	112
4. Derrick Barnes	LB	Purdue	113
		from CAROLINA through CLEVELAND	
7.# Jermar Jefferson	RB	Oregon State	257
		from BUFFALO through CLEVELAND	

GREEN BAY PACKERS

1.# Eric Stokes	DB	Georgia	29
2.# Josh Myers	C	Ohio State	62
3. Amari Rodgers	WR	Clemson	85
		from TENNESSEE	
4.+ Royce Newman	T	Mississippi	142
5. Tedarrell Slaton	DT	Florida	173
5.+ Shemar Jean-Charles	DB	Appalachian State	178
6. Cole Van Lanen	G	Wisconsin	214
6.#+ Isaiah McDuffie	LB	Boston College	220
7. Kylin Hill	RB	Mississippi State	256

HOUSTON TEXANS

3.# Davis Mills	QB	Stanford	67
3. Nico Collins	WR	Michigan	89
		from CLEVELAND through CAROLINA	
5.# Brevin Jordan	TE	Miami (Fla.)	147
5. Garret Wallow	LB	TCU	170
		from CLEVELAND through JACKSONVILLE & L.A. RAMS	
6. Roy Lopez	DT	Arizona	195
		from DALLAS through NEW ENGLAND	

INDIANAPOLIS COLTS

1. Kwity Paye	DE	Michigan	21
2. Dayo Odeyingbo	DE	Vanderbilt	54
4. Kylan Granson	TE	Southern Methodist	127
5. Shawn Davis	DB	Florida	165
6.+ Sam Ehlinger	QB	Texas	218
		from NEW ORLEANS	
7. Mike Strachan	WR	Charleston (W.Va.)	229
		from JACKSONVILLE through NEW ORLEANS	
7. Will Fries	T	Penn State	248

JACKSONVILLE JAGUARS

1.# Trevor Lawrence	QB	Clemson	1
1. Travis Etienne	RB	Clemson	25
		from L.A. RAMS	
2.# Tyson Campbell	DB	Georgia	33
2. Walker Little	T	Stanford	45

from MINNESOTA

3.# Andre Cisco	DB	Syracuse	65
4.# Jay Tufele	DT	Southern California	106
4. Jordan Smith	LB	Alabama-Birmingham	121
		from LAS VEGAS through MIAI, LAS VEGAS, SAN FRANCISCO & L.A. RAMS	
5. Luke Farrell	TE	Ohio State	145
6. Jalen Camp	WR	Georgia Tech	209
		from L.A. RAMS	

KANSAS CITY CHIEFS

2.# Nick Bolton	LB	Missouri	58
		from BALTIMORE	
2.# Creed Humphrey	C	Oklahoma	63
4.#+ Joshua Kaindoh	DE	Florida State	144
5. Noah Gray	TE	Duke	162
		from MIAMI through LAS VEGAS & N.Y. JETS	
5.+ Cornell Powell	WR	Clemson	181
6.+ Trey Smith	G	Tennessee	226
		from CAROLINA through N.Y. JETS	

LAS VEGAS RAIDERS

1. Alex Leatherwood	T	Alabama	17
2.# Trevon Moehrig	DB	TCU	43
		from SAN FRANCISCO	
3. Malcolm Koonce	DE	Buffalo	79
		from ARIZONA	
3. Divine Deablo	LB	Virginia Tech	80
4.+ Tyree Gillespie	DB	Missouri	143
		from MINNESOTA through N.Y. JETS	
5. Nate Hobbs	DB	Illinois	167
		from SEATTLE	
7. Jimmy Morrissey	C	Pittsburgh	230
		from N.Y. JETS through SAN FRANCISCO	

LOS ANGELES CHARGERS

1. Rashawn Slater	T	Northwestern	13
2.# Asante Samuel	DB	Florida State	47
3. Josh Palmer	WR	Tennessee	77
3.+ Tré McKitty	TE	Georgia	97
4.# Chris Rumph	LB	Duke	118
5. Brenden James	G	Nebraska	159
6. Nick Niemann	LB	Iowa	185
		from JACKSONVILLE through TENNESSEE	
6. Larry Rountree	RB	Missouri	198
7. Mark Webb	DB	Georgia	241

LOS ANGELES RAMS

2.# Tutu Atwell	WR	Louisville	57
3.#+ Ernest Jones	LB	South Carolina	103
4.# Bobby Brown	NT	Texas A&M	117
		from SAN FRANCISCO	
4. Robert Rochell	DB	Central Arkansas	130
		reacquired through JACKSONVILLE	
4.+ Jacob Harris	TE	Central Florida	141
5. Earnest Brown	DE	Northwestern	174
		from BUFFALO through HOUSTON	
7. Jake Funk	RB	Maryland	233
		from CINCINNATI through HOUSTON	
7. Ben Skowronek	WR	Notre Dame	249
		from TENNESSEE through JACKSONVILLE	
7. Chris Garrett	LB	Concordia (St. Paul)	252

MIAMI DOLPHINS

1.# Jaylen Waddle	WR	Alabama	6
		from PHILADELPHIA	
1.# Jaelan Phillips	DE	Miami (Fla.)	18
2.# Jevon Holland	DB	Oregon	36
		from HOUSTON	
2. Liam Eichenberg	T	Notre Dame	42

DRAFT LIST FOR 2021

	from N.Y. GIANTS	
3. #	Hunter LongTE Boston College	81
7.	Lamel ColemanT Massachusetts from HOUSTON	231
7.	Gerrid DoaksRB Cincinnati from LAS VEGAS through WASHINGTON	244

MINNESOTA VIKINGS

1. #	Christian DarrisawT Virginia Tech from SEATTLE through N.Y. JETS	23
3.	Kellen MondQB Texas A&M from N.Y. JETS	66
3.	Chazz SurrattLB North Carolina	78
3. #	Wyatt DavisG Ohio State from SEATTLE through N.Y. JETS	86
3.	Patrick JonesDE Pittsburgh from BALTIMORE	90
4.	Kene NwangwuRB Iowa State	119
4.	Camryn BynumDB California from CHICAGO	125
4.	Janarius RobinsonDE Florida State from BUFFALO	134
5.	Ihmir Smith-MarsetteWR Iowa	157
5.	Zach DavidsonTE Central Missouri from PITTSBURGH through BALTIMORE	168
6. #	Jaylen TwymanDT Pittsburgh	199

NEW ENGLAND PATRIOTS

1. #	Mac JonesQB Alabama	15
2. #	Christian BarmoreDT Alabama from CINCINNATI	38
3. #+	Ronnie PerkinsDE Oklahoma	96
4.	Rhamondre StevensonRB Oklahoma	120
5. #+	Cameron McGroneLB Michigan	177
6.	Joshuah BledsoeDB Missouri from HOUSTON	188
6. #	William ShermanG Colorado	197
7.	Tre NixonWR Central Florida	242

NEW ORLEANS SAINTS

1.	Payton TurnerDE Houston	28
2.	Pete WernerLB Ohio State	60
3. #	Paulson AdeboDB Stanford from N.Y. GIANTS through DENVER	76
4.	Ian BookQB Notre Dame	133
6.	Landon YoungT Kentucky from INDIANAPOLIS	206
7.	Kawaan BakerWR South Alabama	255

NEW YORK GIANTS

1.	Kadarius ToneyWR Florida from CHICAGO	20
2. #	Azeez OjulariLB Georgia from MIAMI	50
3.	Aaron RobinsonDB Central Florida from DENVER	71
4.	Elerson SmithLB Northern Iowa	116
6.	Gary BrightwellRB Arizona	196
6.	Rodarius WilliamsDB Oklahoma State from ARIZONA	201

NEW YORK JETS

1. #	Zach WilsonQB Brigham Young	2
1. #	Allijah Vera-TuckerG Southern California from MINNESOTA	14
2. #	Elijah MooreWR Mississippi	34
4.	Michael CarterRB North Carolina	107
5. #	Jamien SherwoodLB Auburn	146
5.	Michael CarterDB Duke from N.Y. GIANTS	154

5.	Jason PinnochDB Pittsburgh from KANSAS CITY	175
6.	Hamsah NasirildeenLB Florida State reacquired through NEW ENGLAND	186
6.	Brandin EcholsDB Kentucky from LAS VEGAS	200
6.	Jonathan MarshallDT Arkansas from PITTSBURGH through MIAMI & KANSAS CITY	207

PHILADELPHIA EAGLES

1.	DeVonta SmithWR Alabama from DALLAS	10
2.	Landon DickersonG Alabama	37
3. #	Milton WilliamsDT Louisiana Tech from CAROLINA	73
4.	Zech McPhearsonDB Texas Tech from MIAMI	123
5. #	Kenneth GainwellRB Memphis	150
6. #	Marlon TuipulotuDT Southern California	189
6.	Tarron JacksonDE Coastal Carolina from DENVER through CAROLINA	191
6. +	JaCoby StevensLB LSU	224
7.	Patrick JohnsonLB Tulane	234

PITTSBURGH STEELERS

1.	Najee HarrisRB Alabama	24
2. #	Pat FreiermuthTE Penn State	55
3. #	Kendrick GreenC Illinois	87
4.	Dan MooreT Texas A&M	128
4. +	Buddy JohnsonLB Texas A&M	140
5.	Isaiah LuderemilkDE Wisconsin from DALLAS through PHILADELPHIA & MIAMI	156
6.	Quincy RocheLB Miami (Fla.) from TAMPA BAY	216
7. #	Tre NorwoodDB Oklahoma from MIAMI	245
7.	Pressley HarvinP Georgia Tech from BALTIMORE	254

SAN FRANCISCO 49ERS

1. #	Trey LanceQB North Dakota State from HOUSTON through MIAMI	3
2. #	Aaron BanksG Notre Dame from LAS VEGAS	48
3.	Trey SermonRB Ohio State from L.A. RAMS	88
3. +	Ambry ThomasDB Michigan	102
5.	Jaylon MooreT Western Michigan	155
5.	Deommodore LenoirDB Oregon from NEW ORLEANS	172
5. #+	Talanoa HufangaDB Southern California	180
6.	Elijah MitchellRB Louisiana-Lafayette	194

SEATTLE SEAHAWKS

2.	D'Wayne EskridgeWR Western Michigan	56
4.	Tre BrownDB Oklahoma from TAMPA BAY	137
6.	Stone ForsytheT Florida reacquired through MIAMI & CHICAGO	208

TAMPA BAY BUCCANEERS

1. #	Joe TryonLB Washington	32
2.	Kyle TraskQB Florida	64
3.	Robert HainseyT Notre Dame	95
4.	Jaelon DardenWR North Texas from SEATTLE	129
5.	K.J. BrittLB Auburn	176
7.	Chris WilcoxDB Brigham Young from PITTSBURGH	251
7.	Grant StuardLB Houston	259

DRAFT LIST FOR 2021

TENNESSEE TITANS

1.# Caleb Farley	DB	Virginia Tech	22
2. Dillon Radunz	T	North Dakota State	53
3. Monty Rice	LB	Georgia	92
		from GREEN BAY	
3.+ Elijah Molden	DB	Washington	100
4. Dez Fitzpatrick	WR	Louisville	109
		from HOUSTON through CAROLINA	
4. Rashad Weaver	LB	Pittsburgh	135
		from GREEN BAY	
6. Racey McMath	WR	LSU	205
6. Brady Breeze	DB	Oregon	215
		from KANSAS CITY	

WASHINGTON FOOTBALL TEAM

1.# Jamin Davis	LB	Kentucky	19
2.# Samuel Cosmi	T	Texas	51
3.# Benjamin St-Juste	DB	Minnesota	74
		from SAN FRANCISCO	
3.# Dyami Brown	WR	North Carolina	82
4. John Bates	TE	Boise State	124
5. Darrick Forrest	DB	Cincinnati	163
6.+ Camaron Cheeseman	LS	Michigan	225
		from PHILADELPHIA	
7. William Bradley-King	DE	Baylor	240
		from SAN FRANCISCO through PHILADELPHIA	
7. Shaka Toney	DE	Penn State	246
7.# Dax Milne	WR	Brigham Young	258
		from KANSAS CITY through MIAMI	

NUMBER OF PLAYERS DRAFTED—2021

BY POSITION:

Defensive Backs	55
Linebackers	38
Wide Receivers	34
Tackles	25
Defensive Ends	22
Running Backs	19
Guards	14
Defensive Tackles	13
Tight Ends	13
Quarterbacks	10
Centers	7
Nose Tackles	5
Long Snappers	2
Kickers	1
Punters	1

BY CONFERENCE:

Southeastern	65
Big Ten	44
Atlantic Coast	42
Pac-12	28
Big 12	22
American Athletic	19
(Independent)	14
Mid-American	5
Conference USA	4
Missouri Valley	4
Mountain West	3
Sun Belt	3
Big South	1
Mid-America Intercollegiate	1
Mountain East	1
Northern Sun	1
Southland	1
Wisconsin Intercollegiate	1

BY COLLEGE:

Alabama	10
Ohio State	10
Georgia	9
Notre Dame	9
Florida	8
Michigan	8
LSU	7
Kentucky	6
Penn State	6
Pittsburgh	6
Brigham Young	5
Central Florida	5
Clemson	5
Missouri	5
North Carolina	5
Oklahoma	5
Oregon	5
Southern California	5

Stanford	5
Texas	5
Auburn	4
Cincinnati	4
Duke	4
Florida State	4
Iowa	4
Miami (Fla.)	4
Oklahoma State	4
South Carolina	4
Texas A&M	4
Virginia Tech	4
Washington	4
Houston	3
Northwestern	3
Wisconsin	3
Arizona	2
Boise State	2
Boston College	2
Georgia Tech	2
Illinois	2
Louisville	2
Minnesota	2
Mississippi	2
Mississippi State	2
Nebraska	2
North Dakota State	2
Northern Iowa	2
Oregon State	2
Purdue	2
Southern Methodist	2
Syracuse	2
TCU	2
Tennessee	2
Texas Tech	2
Tulane	2
UCLA	2
Western Michigan	2
Alabama-Birmingham	1
Appalachian State	1
Arizona State	1
Arkansas	1
Baylor	1
Buffalo	1
California	1
Central Arkansas	1
Central Missouri	1
Charleston (W.Va.)	1
Coastal Carolina	1
Colorado	1
Concordia (St. Paul)	1
East Carolina	1
Indiana	1
Iowa State	1
Kansas State	1
Louisiana-Lafayette	1

Louisiana Tech	1
Marshall	1
Maryland	1
Massachusetts	1
Memphis	1
Miami (Ohio)	1
North Carolina State	1
North Texas	1
San Diego State	1
South Alabama	1
Tulsa	1
Vanderbilt	1
Wake Forest	1
West Virginia	1
Wisconsin-Whitewater	1

PLAYERS WITH REMAINING COLLEGE ELIGIBILITY SELECTED IN DRAFT

Year	Eligible*	Drafted	In Top 10
1990	28	18	5
1991	23	19	1
1992	30	21	5
1993	34	24	5
1994	31	25	6
1995	33	22	2
1996	24	16	4
1997	34	25	6
1998	32	19	3
1999	35	22	5
2000	26	20	4
2001	36	27	5
2002	37	26	2
2003	45	32	5
2004	41	35	5
2005	49	37	4
2006	48	33	6
2007	40	29	5
2008	53	39	4
2009	46	41	5
2010	53	46	5
2011	56	43	8
2012	65	44	8
2013	73	52	3
2014	102	61	6
2015	84	55	6
2016	107	70	8
2017	103	67	8
2018	119	70	5
2019	135	73	7
2020	115	72	6
2021	128	100	9

**Players who fulfilled their degree requirements with remaining college-football eligibility and were eligible for selection are included.*

INSTANT REPLAY

The NFL uses a system of Instant Replay Review to aid officiating. The following procedures will be used:

Coaches' Challenge: In each game, a team will be permitted two challenges that will initiate Instant Replay reviews. The Head Coach will initiate a challenge by throwing a red flag onto the field of play before the next legal snap or kick. Each challenge will require the use of a team timeout. If a challenge is successful or is upheld, the timeout will be restored. If a team is successful on both of its challenges, it shall be awarded a third challenge, but a fourth challenge will not be permitted under any circumstance.

The Head Coach may challenge on-field rulings identified in the Reviewable Plays section below, except for those plays that only the Replay Official can challenge. A team that is out of timeouts, or has used all its available challenges, may not attempt to initiate a challenge.

If a team initiates a challenge when it is not permitted to do so, it will be charged a timeout. The penalty for initiating a challenge when a team has exhausted its timeouts is a loss of 15 yards.

Replay Official's Request for Review: Only the Replay Official or the Senior Vice President of Officiating or his or her designee may challenge a play that begins after the two-minute warning of each half, throughout any overtime period, and plays in which the final on-field ruling includes: points awarded to either team; interception by an opponent; fumble or backward pass recovered by an opponent or that goes out of bounds through the opponent's end zone; scrimmage kick touched by the receiving team and recovered by the kicking team; disqualification of a player; or any Try attempt (successful or unsuccessful). Such plays can be challenged only by the Replay Official or the Senior Vice President of Officiating or his or her designee regardless of whether a foul is committed on the play that, if accepted, would negate the on-field rulings.

There is no limit to the number of Replay Reviews that may be initiated by the Replay Official. His or her ability to initiate a review will be unrelated to the number of timeouts that either team has remaining, and no timeout will be charged for any review initiated by the Replay Official. The Replay Official may only challenge a play until the next legal snap or kick.

Replay Reviews: All Replay Reviews will be conducted by the Senior Vice President of Officiating or his or her designee. Reviews are conducted in consultation with the Replay Official and the Referee, who will have access to a field-level video monitor. An on-field ruling will be changed only when the Senior Vice President of Officiating or his or her designee determines that clear and obvious video evidence warrants a change.

Each review will be a maximum of 60 seconds in length, timed from when video is sent to the hand-held, field-level device.

All reviewable aspects of the play may be examined and are subject to reversal, even if not identified in a coach's challenge or if not the specific reason for a Replay Official's request for review.

Reviewable Plays: The Replay System will cover the following play situations:

- A. Plays involving possession.
- B. Plays involving touching of either the ball or the ground.
- C. Plays governed by the goal line.
- D. Plays governed by the boundary lines.
- E. Plays governed by the line of scrimmage.
- F. Plays governed by the line to gain.
- G. Number of players on the field at the snap, even when a foul is not called.
- H. Game administration:
 - a. Penalty enforcement.
 - b. Proper down.
 - c. Spot of a foul.
 - d. Status of the game clock.
- I. Disqualification of a player for football and non-football acts.
- J. Other reviewable plays:
 - a. Direction of a pass.
 - b. Illegal forward pass.
 - c. Field goal or try attempt.
 - d. Illegal forward handoff.
 - e. Ball touching a foreign object.

When the on-field ruling results in a dead ball (e.g., score, down by contact, incomplete pass, etc.), and following replay review, it is determined that possession was lost before the ball should have been ruled dead, possession can be awarded to a player who clearly recovers a loose ball in the immediate continuing action. When the on-field ruling is an incomplete pass and there is no clear recovery, the ball will be awarded to the team last in possession at the spot where it lost possession. A loose ball that touches out of bounds is deemed a clear recovery by the player who last possessed the ball. A preliminary ruling by on-field officials of which team recovered the ball can also constitute a clear recovery.

When a ruling is changed in replay, the game clock will be reset to the time when the ball should have been declared dead and the clock status is determined by rule. The game clock is not reset if the on-field ruling is not changed in replay.

When a changed ruling results in a running clock for plays that begin after the two-minute warning, the clock is reset to the time when the play should have ended, and the clock will run for 10 seconds from the reset time. If less than 10 seconds remain in the half or the game, the half or the game is over.

INSTANT REPLAY**INSTANT REPLAY HISTORY**

From 1986-91, a limited system of Instant Replay was used on a year-by-year basis. Replay also was experimented with during the 1996 and 1998 preseasons.

For the 1999 season, the NFL introduced a system of Referee Replay Review to aid officiating. That system was extended on a one-year basis for the 2000 season and then approved for the next three years through 2003. The system was extended on a five-year basis in March 2004 and was later installed permanently in March 2007.

Following are the results of the different systems:

REGULAR SEASON, 1986-91

Year	Games	Plays Closely Reviewed	Reversals
1986	224	374	38
1987	210	490	57
1988	224	537	53
1989	224	492	65
1990	224	504	73
1991	224	570	90
TOTAL	1,330	2,967	376

PRESEASON, 1996 & 1998

Year	Games	Plays Closely Reviewed	Reversals
1996	10	13	3
1998	10	10	3
TOTAL	20	23	6

REGULAR SEASON, 1999-2020

Year	Games	Total Replay Stoppages	Coaches Challenges	Total Replay Reversals
1999	248	195	133	57
2000	248	247	179	84
2001	248	258	191	89
2002	256	294	208	94
2003	256	255	184	66
2004	256	283	233	88
2005	256	295	223	92
2006	256	311	237	107
2007	256	327	250	122
2008	256	315	229	117
2009	256	328	228	126
2010	256	361	252	133
2011	256	390	209	172
2012	256	435	157	170
2013	256	423	183	185
2014	256	439	165	151
2015	256	415	201	176
2016	256	345	168	149
2017	256	429	182	196
2018	256	349	156	172
2019	256	417	217	196
2020	256	364	148	198
TOTAL	5,608	7,475	4,333	2,940

Information on these two pages as of May 2021.

WAIVERS

WAIVERS

The waiver system is a procedure by which player contracts or NFL rights to players are made available by a club to other clubs in the League. During the procedure, the 31 other clubs either file claims to obtain the players or waive the opportunity to do so—thus the term “waiver.” Claiming clubs are assigned players on a priority based on the inverse of won-and-lost standing. The claiming period is 24 hours from the first business day after the Super Bowl through the conclusion of the regular season. If a player passes through waivers unclaimed, he becomes a free agent. All waivers are no recall and no withdrawal. Under the Collective Bargaining Agreement, from the beginning of the waiver system each year through the trading deadline, any veteran who has acquired four years of pension credit is not subject to the waiver system if the club desires to release him. After the trading deadline, such players are subject to the waiver system.

ACTIVE/INACTIVE LIST

The Active/Inactive List is the principal status for players participating for a club. It consists of all players under contract who are eligible for preseason, regular-season and postseason games. Teams are permitted to open training camp with no more than 90 players under contract and thereafter must meet a mandatory roster reduction prior to the season-opener. Teams will be permitted an Active List of 47 players (or 48 players if teams carry eight offensive linemen) and an Inactive List of five or six players to complete their 53-player rosters for each regular-season and postseason game. Teams also are permitted to establish Practice Squads of up to 12 players who are eligible to participate in practice, but these players remain free agents and are eligible to sign with any other team.

August 17.....	Roster reduction to 85 players
August 24.....	Roster reduction to 80 players
August 31.....	Roster reduction to 53 players
September 1.....	Teams establish a Practice Squad (2021 Practice Squad limit is TBD)

In addition to the squad limits described above, the overall roster limit of 90 players remains in effect throughout the regular season and postseason. The overall limit is applicable to players on a team's Active, Inactive and certain Exempt Lists, players on the Practice Squad, and players on the Reserve List as Injured, Physically Unable to Perform, Non-Football Illness/Injury, and Suspended by Club.

RESERVE LIST

The Reserve List is a status for players who, for reasons of injury, retirement, military service, or other circumstances, are not immediately available for participation with a club. Except for three players who must be Designated for Return, players on Reserve/Injured are not eligible to practice or return to the Active/Inactive List in the same season that they are placed on Reserve. Players in the category of Reserve/Retired, Reserve/Did Not Report, Reserve/Exclusive Rights, and players who were placed in the category of Reserve/Left Squad in a previous season may not be reinstated after a club's Week 13 game. No reinstatement may occur in the last four weeks of the regular season through the postseason.

ANNUAL ACTIVE PLAYER LIMITS

2020-21.....	47 [^]
2011-19.....	46
1991-2010.....	45**
1985-90.....	45
1983-84.....	49
1982.....	45†-49
1978-81.....	45
1975-77.....	43
1974.....	47
1964-73.....	40
1963.....	37
1961-62.....	36
1960.....	38
1959.....	36
1957-58.....	35
1951-56.....	33
1949-50.....	32
1948.....	35
1947.....	35*-34
1945-46.....	33
1943-44.....	28
1940-42.....	33
1938-39.....	30
1936-37.....	25
1935.....	24
1930-34.....	20
1926-29.....	18
1925.....	16

* 35 for first three games
 † 45 for first two games
 ** 45 plus a third quarterback
 ^ 48 if activating eight offensive linemen

AMERICAN FOOTBALL LEAGUE

	Limit
1966-69.....	40
1965.....	38
1964.....	34
1962-63.....	33
1960-61.....	35

NFL FREE AGENCY MOVEMENT

The following chart details veteran free agents who signed with new teams:

	Unrestricted	Restricted	Transition	Franchise	TOTALS
1993	108	8	4	1	121
1994	121	7	4	0	132
1995	171	6	2	0	179
1996	100	4	2	0	106
1997	86	2	2	0	90
1998	112	4	1	2	119
1999	115	2	1	0	118
2000	107	4	0	0	111
2001	93	4	0	0	97
2002	130	1	0	0	131
2003	111	5	1	0	117
2004	124	1	1	0	126
2005	104	3	0	0	107
2006	149	4	1	0	154
2007	126	4	0	0	130
2008	132	3	0	0	135
2009	128	0	0	0	128
2010	51	1	0	0	52
2011	163	0	0	0	163
2012	143	0	0	0	143
2013	165	0	0	0	165
2014	159	1	0	0	160
2015	141	0	1	0	142
2016	128	2	0	0	130
2017	169	2	0	0	171
2018	172	3	0	0	175
2019	155	0	0	0	155
2020	169	0	0	0	169
2021	188	0	0	0	188

The AFC

Baltimore Ravens	37
Buffalo Bills	43
Cincinnati Bengals	49
Cleveland Browns	55
Denver Broncos.....	61
Houston Texans	67
Indianapolis Colts.....	73
Jacksonville Jaguars	79
Kansas City Chiefs	85
Las Vegas Raiders	91
Los Angeles Chargers	97
Miami Dolphins	103
New England Patriots.....	109
New York Jets.....	115
Pittsburgh Steelers	121
Tennessee Titans.....	127



BALTIMORE RAVENS



American Football Conference
North Division
1 Winning Drive
Owings Mills, MD 21117
Telephone: (410) 701-4000

Team Colors: Black, Purple, Metallic Gold

2021 SCHEDULE

PRESEASON

Aug. 14 **New Orleans**7:00 PM
 Aug. 21 at Carolina.....7:00 PM
 Aug. 28 at Washington.....6:00 PM

REGULAR SEASON

Sept. 13 at Las Vegas (Mon).....8:15 PM
 Sept. 19 **Kansas City**.....8:20 PM
 Sept. 26 at Detroit.....1:00 PM
 Oct. 3 at Denver.....4:25 PM
 Oct. 11 **Indianapolis** (Mon).....8:15 PM
 Oct. 17 **L.A. Chargers**.....1:00 PM
 Oct. 24 **Cincinnati**.....1:00 PM
 BYE
 Nov. 7 **Minnesota**1:00 PM
 Nov. 11 at Miami (Thu).....8:20 PM
 Nov. 21 at Chicago.....1:00 PM
 Nov. 28 **Cleveland**8:20 PM
 Dec. 5 at Pittsburgh.....4:25 PM
 Dec. 12 at Cleveland.....1:00 PM
 Dec. 19 **Green Bay**.....1:00 PM
 Dec. 26 at Cincinnati.....1:00 PM
 Jan. 2 **L.A. Rams**.....4:25 PM
 Jan. 9 **Pittsburgh**.....1:00 PM

**All times ET; Sunday night games in Weeks 5-17 subject to change*

Stadium: M&T Bank Stadium
 1101 Russell Street
 Baltimore, MD 21230

Opened: 1998
Capacity: 70,745
Playing Surface: Grass

Training Camp:

1 Winning Drive
 Owings Mills, MD 21117

CLUB OFFICIALS

Owner: Steve Bisciotti
 President: Dick Cass
 Executive Vice President & General Manager: Eric DeCosta
 Executive Vice President: Ozzie Newsome
 Senior Vice President of Football Operations: Pat Moriarty
 Senior Vice President of Ravens Media: Michelle Andres
 Senior Vice President of Marketing: Brad Downs
 Senior Vice President of Operations: Bob Eller
 Senior Vice President & General Counsel: Brandon Etheridge
 Senior Vice President/Chief Financial Officer: Jeff Goering
 Senior Vice President of Ticket Sales & Operations: Baker Koppelman
 Senior Vice President of Human Resources: Elizabeth Mearman
 Senior Vice President/Chief Sales Officer: Kevin Rochlitz
 Senior Vice President of Stadium Operations: Roy Sommerhof
 Senior Vice President of Communications: Chad Steele
 Chief Medical Officer: Dr. Andrew Tucker
 Vice President of Suite Sales & Service: Theresa Abato
 Vice President of Corporate Sales & Suites: Aaron Cline
 Vice President of Finance: Jim Coller
 Vice President of Community Relations: Heather Dorney
 Vice President of Football Video Operations: Jon Dubé
 Vice President of Public Relations: Patrick Gleason
 Vice President of Client Services: Kate Kasabula
 Vice President of Football Administration: Nick Matteo
 Vice President of Broadcasting & Gameday Productions: Jay O'Brien
 Vice President of Security: Darren Sanders
 Director of Player Personnel: Joe Hartz
 Director of Player Personnel: George Kokinis
 Senior Player Personnel Executive: Vincent Newsome
 Assistant Director of College & Pro Personnel: Mark Azevedo
 Scouts: Houegnon 'Q' Attenoukon, Brandon Bering, David Blackburn, Joey Cleary, Corey Frazier, Patrick McDonough, Andrew Raphael, Chas Stallard, Bobby Vega, Kevin Weidl, Patrick Williams
 Director of Research & Development: David McDonald
 Director of Player Engagement: Jameel McClain
 Senior Advisor to Player Engagement: O.J. Brigance
 Director of Football Research: Scott Cohen
 Head Strength and Conditioning Coach: Steve Saunders
 Assistant Strength and Conditioning Coach: Anthony Watson
 Head Equipment Manager: Kenico Hines
 Head Certified Athletic Trainer: Ron Medlin
 Senior Director of Football Video Operations: Mark Bienvenu
 Senior Director of Team Travel: Joan Fennekohl
 Head Groundskeeper (UAPC): Bryan Filkins
 Head Groundskeeper (M&T Bank Stadium): Sean Kauffman

COACHING HISTORY

(241-185-1)

Records include postseason games

1996-98 Ted Marchibroda16-31-1
 1999-2007 Brian Billick.....85-67-0
 2008-20 John Harbaugh.....140-87-0

PAID ATTENDANCE, 2020

Home 4,351 Away 57,417
 Total 61,768
 Single-game home record, 71,547 (11/15/12)
 Single-season home record, 557,835 (2012)

2021 DRAFT CHOICES

Rd	Name	Pos	College
1	Rashod Bateman	WR	Minnesota
1	Odafe Oweh	OLB	Penn St.
3	Ben Cleveland	G	Georgia
3	Brandon Stephens	CB	Southern Methodist
4	Tylan Wallace	WR	Oklahoma St.
5	Shaun Wade	CB	Ohio St.
5	Daelin Hayes	OLB	Notre Dame
5	Ben Mason	TE	Michigan

BALTIMORE RAVENS

2020 TEAM RECORD

REGULAR SEASON (11-5)

Date	Opponent	Result
Sept. 13	CLEVELAND	W 38-6
Sept. 20	at Houston	W 33-16
Sept. 28	KANSAS CITY	L 20-34
Oct. 4	at Washington	W 31-17
Oct. 11	CINCINNATI	W 27-3
Oct. 18	at Philadelphia	W 30-28
Nov. 1	PITTSBURGH	L 24-28
Nov. 8	at Indianapolis	W 24-10
Nov. 15	at New England	L 17-23
Nov. 22	TENNESSEE (OT)	L 24-30
Dec. 2	at Pittsburgh	L 14-19
Dec. 8	DALLAS	W 34-17
Dec. 14	at Cleveland	W 47-42
Dec. 20	JACKSONVILLE	W 40-14
Dec. 27	N.Y. GIANTS	W 27-13
Jan. 3	at Cincinnati	W 38-3

POSTSEASON (1-1)

Jan. 10	at Tennessee	W 20-13
Jan. 16	at Buffalo	L 3-17

SCORE BY PERIODS

Team	118	147	99	104	0	—	468
Opponents	49	86	49	113	6	—	303

2020 TEAM STATISTICS

	Team	Opp.
Total First Downs	327	347
Rushing	166	96
Passing	142	213
Penalty	19	38
3rd Down: Made/Att	101/207	65/191
3rd Down Pct.	48.8	34.0
4th Down: Made/Att	12/19	16/35
4th Down Pct.	63.2	45.7
Possession Avg.	31:21	28:39
Total Net Yards	5810	5276
Avg. Per Game	363.1	329.8
Total Plays	993	1017
Avg. Per Play	5.9	5.2
Net Yards Rushing	3071	1740
Avg. Per Game	191.9	108.8
Total Rushes	555	382
Net Yards Passing	2739	3536
Avg. Per Game	171.2	221.0
Sacked/Yards Lost	32/180	39/272
Gross Yards	2919	3808
Att./Completions	406/257	596/380
Completion Pct.	63.3	63.8
Had Intercepted	11	10
Punts/Average	53/44.7	61/46.5
Net Punting Avg.	53/42.3	61/40.6
Penalties/Yards	104/961	77/646
Fumbles/Ball Lost	25/7	33/12
Touchdowns	55	37
Rushing	24	12
Passing	27	22
Returns	4	3

2020 INDIVIDUAL STATISTICS

PASSING	Att	Cmp	Yds	Cmp%	Yds/Att	TD	TD%	Int	Int%	LG	Sk/Lost	Rtng
Jackson	376	242	2757	64.4	7.33	26	6.9	9	2.4	47	29/160	99.3
Griffin III	14	8	42	57.1	3.00	0	0.0	2	14.3	9	3/20	22.6
McSorley	10	3	90	30.0	9.00	1	10.0	0	0.0	70t	0/0	97.9
Huntley	5	3	15	60.0	3.00	0	0.0	0	0.0	8	0/0	64.6
Koch	1	1	15	100.0	15.00	0	0.0	0	0.0	15	0/0	118.8
Team	406	257	2919	63.3	7.19	27	6.7	11	2.7	70t	32/180	95.7
Opponents	596	380	3808	63.8	6.39	22	3.7	10	1.7	50	39/272	87.2

TD TD TD TD

SCORING	Tot	Ru	Rec	Rt	PAT	FG	Saf	Pts
Tucker	0	0	0	0	52/53	26/29	0	130
Dobbins	9	9	0	0	0	0	0	58
M.Brown	8	0	8	0	0	0	0	48
Andrews	7	0	7	0	0	0	0	42
Jackson	7	7	0	0	0	0	0	42
Edwards	6	6	0	0	0	0	0	36
Boykin	4	0	4	0	0	0	0	24
Snead	3	0	3	0	0	0	0	18
Boyle	2	0	2	0	0	0	0	12
Bryant	2	0	2	0	0	0	0	12
Ingram	2	2	0	0	0	0	0	12
Clark	1	0	1	0	0	0	0	6
Duvernay	1	0	0	1	0	0	0	6
Fort	1	0	0	1	0	0	0	6
Queen	1	0	0	1	0	0	0	6
Ricard	1	0	1	0	0	0	0	6
Humphrey	0	0	0	0	0	0	1	2
Judon	0	0	0	0	0	0	1	2
Team	55	24	27	4	52/53	26/29	2	468
Opponents	37	12	22	3	25/30	16/24	0	303

2-Pt Conv: Dobbins 2. Team 2-2. Opponents 4-6.

RUSHING

	No.	Yds	Avg	LG	TD
Jackson	159	1005	6.3	50t	7
Dobbins	134	805	6.0	72t	9
Edwards	144	723	5.0	36	6
Ingram	72	299	4.2	30t	2
Duvernay	4	70	17.5	42	0
Griffin III	12	69	5.8	39	0
Hill	12	60	5.0	19	0
Huntley	10	23	2.3	19	0
McSorley	5	17	3.4	9	0
M.Brown	1	1	1.0	1	0
Skura	1	0	0.0	0	0
Ricard	1	-1	-1.0	-1	0
Team	555	3071	5.5	72t	24
Opponents	382	1740	4.6	74	12

RECEIVING

	No.	Yds	Avg	LG	TD
M.Brown	58	769	13.3	70t	8
Andrews	58	701	12.1	39	7
Snead	33	432	13.1	34	3
Duvernay	20	201	10.1	39	0
Boykin	19	266	14.0	43t	4
Dobbins	18	120	6.7	19	0
Boyle	14	113	8.1	21	2
Edwards	9	129	14.3	34	0
Ricard	9	45	5.0	11	1
Ingram	6	50	8.3	18	0
Bryant	6	47	7.8	16	2
Hill	5	20	4.0	8	0
Proche	1	14	14.0	14	0
Willson	1	12	12.0	12	0
Team	257	2919	11.4	70t	27
Opponents	380	3808	10.0	50	22

INTERCEPTIONS

	No.	Yds	Avg	LG	TD
Peters	4	17	4.3	12	0
Bowser	3	53	17.7	25	0
Humphrey	1	8	8.0	8	0
Clark	1	0	0.0	0	0
Queen	1	0	0.0	0	0
Team	10	78	7.8	25	0
Opponents	11	58	5.3	33t	2

PUNTING

	No.	Yds	Avg	NetTB	In20	LG	B
Koch	51	2268	44.5	42.5	1	22	59
Townsend	2	100	50.0	37.0	0	0	55
Team	53	2368	44.7	42.3	1	22	59
Opponents	61	2838	46.5	40.6	6	14	72

PUNT

RETURNS	Ret	FC	Yds	Avg	LG	TD
Proche	23	16	198	8.6	20	0
Duvernay	4	2	46	11.5	19	0
Team	27	18	244	9.0	20	0
Opponents	19	20	108	5.7	28	0

KICKOFF

RETURNS	No.	Yds	Avg	LG	TD
Duvernay	21	578	27.5	93t	1
M.Brown	1	30	30.0	30	0
Snead	1	5	5.0	5	0
Team	23	613	26.7	93t	1
Opponents	30	634	21.1	66	0

FIELD

GOALS	1-19	20-29	30-39	40-49	50+
Tucker	0/0	8/8	6/7	9/9	3/5
Team	0/0	8/8	6/7	9/9	3/5
Opponents	0/0	4/4	5/6	7/10	0/4

SACKS

	No.
Judon	6.0
Campbell	4.0
McPhee	3.0
Ngakoue	3.0
Queen	3.0
Ward	3.0
Board	2.5
Elliott	2.5
Humphrey	2.5
Bowser	2.0
Ferguson	2.0
Clark	1.5
Madubuike	1.0
Peters	1.0
J. Smith	1.0
Wolfe	1.0
Team	39.0
Opponents	32.0

BALTIMORE RAVENS

RECORD HOLDERS

INDIVIDUAL RECORDS—CAREER

Category	Name	Performance
Rushing (Yds.)	Jamal Lewis, 2000-06	7,801
Passing (Yds.)	Joe Flacco, 2008-18	38,245
Passing (TDs)	Joe Flacco, 2008-18	212
Receiving (No.)	Derrick Mason, 2005-10	471
Receiving (Yds.)	Derrick Mason, 2005-10	5,777
Interceptions	Ed Reed, 2002-12	61
Punting (Avg.)	Sam Koch, 2006-20	45.3
Punt Return (Avg.)	Jermaine Lewis, 1996-2001	11.8
Kickoff Return (Avg.)	Jacoby Jones, 2012-14	30.1
Field Goals	Matt Stover, 1996-2008	354
Touchdowns (Tot.)	Jamal Lewis, 2000-06	47
Points	Matt Stover, 1996-2008	1,464
*Sacks	Terrell Suggs, 2003-18	132.5

INDIVIDUAL RECORDS—SINGLE SEASON

Category	Name	Performance
Rushing (Yds.)	Jamal Lewis, 2003	2,066
Passing (Yds.)	Joe Flacco, 2016	4,317
Passing (TDs)	Lamar Jackson, 2019	36
Receiving (No.)	Derrick Mason, 2007	103
Receiving (Yds.)	Michael Jackson, 1996	1,201
Interceptions	Ed Reed, 2004, 2008	9
Punting (Avg.)	Sam Koch, 2014, 2018	47.4
Punt Return (Avg.)	Jermaine Lewis, 2000	16.1
Kickoff Return (Avg.)	Jacoby Jones, 2012	30.7
Field Goals	Justin Tucker, 2013, 2016	38
Touchdowns (Tot.)	Ray Rice, 2011	15
	Mark Ingram II, 2019	15
Points	Justin Tucker, 2016, 2017, 2018, 2019	141
*Sacks	Elvis Dumervil, 2014	17.0

INDIVIDUAL RECORDS—SINGLE GAME

Category	Name	Performance
Rushing (Yds.)	Jamal Lewis, 9-14-03	295
Passing (Yds.)	Vinny Testaverde, 10-27-96	429
Passing (TDs)	Tony Banks, 9-10-00	5
	Joe Flacco 10-12-14	5
	Lamar Jackson, 9-8-19, 11-25-19, 12-12-19	5
Receiving (No.)	Priest Holmes, 10-11-98	13
	Steve Smith, Sr., 9-27-15	13
Receiving (Yds.)	Qadry Ismail, 12-12-99	258
Interceptions	Many times	2
	Last time by Jimmy Smith, 12-30-18	
Field Goals	Justin Tucker, 12-16-13	6
Touchdowns (Tot.)	Marcus Robinson, 11-23-03	4
Points	Marcus Robinson, 11-23-03	24
*Sacks	Michael McCrary, 11-8-98	4.0
	Peter Boulware, 1-7-02	4.0

*Sacks became an official statistic in 1982.

2021 COACHING STAFF

John Harbaugh, Head Coach

Pro Career: Super Bowl-winning head coach John Harbaugh enters his 14th season at the helm in Baltimore. He has led the Ravens to a playoff berth in nine (2008-12, 2014, 2018-20) of his 13 full seasons, and in 2012, captured the franchise's second Super Bowl championship. Under Harbaugh's guidance, Baltimore is one of four teams with at least nine playoff berths in the past 13 seasons: New England (11), Green Bay (10), Baltimore (9) and Seattle (9). In 2020, the Ravens earned their third-straight playoff berth by posting an 11-5 regular-season record before falling in the Divisional round at Buffalo. In 2019, Harbaugh became the first Ravens coach ever to win The Associated Press

NFL Coach of the Year Award. He led the Ravens to the AFC's No. 1 playoff seed and a franchise-best 14-2 record. Baltimore also won a franchise-record 12-straight games to close out the regular season. In 2018, Baltimore (10-6) captured the AFC North Division title, earning a Wild Card playoff berth vs. the Los Angeles Chargers. In 2014, the Ravens posted a 10-6 record en route to capturing a 30-17 victory at Pittsburgh in the Wild Card round. In 2012 the Ravens seized the franchise's second Super Bowl championship. Baltimore topped the Colts in the Wild Card round and followed that by earning a Divisional-round victory over top-seeded Denver before advancing to Super Bowl XLVII with a win in the AFC Championship Game at New England. In

the Super Bowl in New Orleans, the Ravens bested the San Francisco 49ers by a final of 34-31. In his initial season with the team (2008), Harbaugh led Baltimore to an 11-5 record and a berth in the AFC Championship Game. Baltimore set an NFL record that season for most total wins (13) by a team with both a rookie head coach and a rookie starting quarterback (Joe Flacco). Harbaugh spent his first 10 NFL seasons (1998-2007) with the Philadelphia Eagles. He was the team's secondary coach in 2007, after nine seasons as its special teams coordinator. He was voted the 2001 NFL's Special Teams Coach of the Year by his coaching peers. Career record: 140-87.

Background: Played defensive back at Miami

BALTIMORE RAVENS

(Ohio) from 1980-83, earned degree in political science. Coached collegiately at Western Michigan (1984-86), Pittsburgh (1987), Morehead State (1988), Cincinnati (1989-96) and Indiana (1997).

Personal: Born in Perrysburg, Ohio, on Sept. 23, 1962, Harbaugh and his wife, Ingrid, have a daughter, Alison. Son of longtime college coach Jack. His brother, Jim, head coach at Michigan, played for the Ravens in 1998. Brother-in-law, Tom Crean, who is Georgia's head basketball coach, is married to the brothers' sister, Joani.

ASSISTANT COACHES

Richard Angulo, assistant offensive line; born Aug. 13, 1980, Santa Ana, Calif. Tight end Western New Mexico 1999-2002. Pro tight end St. Louis Rams 2003, Minnesota Vikings 2004-06, Jacksonville Jaguars 2007-08. College coach: Trinity International 2012-13. Pro coach: Joined Ravens in 2014.

Jason Brooks, assistant defensive line; born Jan. 19, 1978, Amherst, Mass. No college or pro playing experience. College coach: Massachusetts 2007, Norwich College 2008, Florida International 2013-16, Colby College 2017-18, Charleston Southern 2019-20. Pro coach: Baltimore Ravens 2009-13. Rejoined Ravens in 2021.

Randy Brown, special teams; born July 30, 1967, Marlton, N.J. Kicker Catawba 1985-88. No pro playing experience. Pro coach: Chicago Bears 1998-2000, Philadelphia Eagles 2004-05. Joined Ravens in 2008.

Joe D'Alessandris, offensive line; born April 29, 1954, Aliquippa, Pa. Guard Western Carolina 1972-76. No pro playing experience. College coach: Western Carolina 1977-78, Livingston 1979-83, Memphis 1984-85, Tennessee-Chattanooga 1986-89, Samford 1993, Texas A&M 1994, Pittsburgh 1996, Duke 1997-2001, Georgia Tech 2002-07. Pro coach: Ottawa Rough Riders (CFL) 1990, Birmingham Fire (WFLA) 1991-92, Memphis Pharoahs (AFL) 1995, Kansas City Chiefs 2008-09, Buffalo Bills 2010-12, San Diego Chargers 2013-15. Joined Ravens in 2017.

Bobby Engram, tight ends; born Jan. 7, 1973, Camden, S.C. Wide receiver Penn State 1992-95. Pro wide receiver Chicago Bears 1996-2000, Seattle Seahawks 2001-08, Kansas City Chiefs 2009. College coach: Pittsburgh 2012-13. Pro coach: San Francisco 49ers 2011. Joined Ravens in 2014.

Chris Hewitt, pass defense coordinator; born July 22, 1974, Kingston, Jamaica. Defensive back

Cincinnati 1993-96. Pro defensive back New Orleans Saints 1997-99. College coach: Notre Dame 2003, Rutgers 2004-11. Pro coach: Joined Ravens in 2012.

Chris Horton, special teams coordinator; born Dec. 29, 1984, Los Angeles, Calif. Safety UCLA 2003-07. Pro safety Washington Redskins 2008-11, New York Giants 2012. Pro coach: Seattle Seahawks 2013. Joined Ravens in 2014.

D'Anton Lynn, defensive backs; born Oct. 24, 1989, Plano, Texas. Cornerback Penn State 2008-11. No pro playing experience. Pro coach: New York Jets 2014, Buffalo Bills 2015-16, Los Angeles Chargers 2017, Houston Texans 2018-20. Joined Ravens in 2021.

Teo Martin, wide receivers; born June 25, 1978, Mobile, Ala. Quarterback Tennessee 1996-99. Pro quarterback Pittsburgh Steelers 2001, Oakland Raiders 2003. College coach: Morehouse College 2006, New Mexico 2009, Kentucky 2010-11, Southern California 2012-18, Tennessee 2019-20. Pro coach: Joined Ravens in 2021.

Don Martindale, defensive coordinator; born May 19, 1963, Dayton, Ohio. Linebacker Defiance College 1981-84. No pro playing experience. College coach: Defiance 1986-87, Notre Dame 1994-95, Cincinnati 1996-98, Western Illinois 1999, Western Kentucky 2001-03. Pro coach: Oakland Raiders 2004-08, Denver Broncos 2009-10. Joined Ravens in 2012.

Jay Peterson, assistant linebackers; born Feb. 6, 1962, Hopedale, Ohio. Running back Miami (Ohio) 1980-83. No pro playing experience. College coach: Miami (Ohio) 1991-98 and 2011-13, Northwestern 1999-2003, Eastern Michigan 2004-08 and 2014-18, Illinois State 2009-10, Wayne State 2019-20. Pro coach: Joined Ravens in 2021.

Greg Roman, offensive coordinator; born Aug. 19, 1972, Atlantic City, N.J. Defensive line/linebacker John Carroll 1990-94. No pro playing experience. College coach: Stanford 2009-10. Pro coach: Carolina Panthers 1995-2001, Houston Texans 2002-05, Baltimore Ravens 2006-07, San Francisco 49ers 2011-14, Buffalo Bills 2015-16. Rejoined Ravens in 2017.

Rob Ryan, inside linebackers; born Dec. 13, 1962, Ardmore, Okla. Outside linebacker Southwestern Oklahoma State 1981-82. No pro playing experience. College coach: Western Kentucky 1987, Ohio State 1988, Tennessee State 1989-93, Hutchinson (Kan.) C.C. 1996, Oklahoma State 1997-99. Pro

coach: Arizona Cardinals 1994-95, New England Patriots 2000-03, Oakland Raiders 2004-08, Cleveland Browns 2009-10, Dallas Cowboys 2011-12, New Orleans Saints 2013-15, Buffalo Bills 2016, Washington Redskins 2019. Joined Ravens in 2021.

James Urban, quarterbacks; born Dec. 1, 1973, Mechanicsburg, Pa. Wide receiver Washington & Lee 1993-96. No pro playing experience. College coach: Clarion 1997-98, Pennsylvania 1999-2003. Pro coach: Philadelphia Eagles 2004-10, Cincinnati Bengals 2011-17. Joined Ravens in 2018.

Craig Ver Steeg, running backs; born Sept. 11, 1960, Inglewood, Calif. No college or pro playing experience. College coach: Southern California 1984-85, Utah 1986-89 and 2001-02, Cincinnati 1990-93, Harvard 1994-95, Illinois 1998-2000, Rutgers 2003-07. Pro coach: Chicago Bears 1996-97. Joined Ravens in 2008.

Anthony Weaver, run game coordinator/defensive line; born July 28, 1980, Killeen, Texas. Defensive end Notre Dame 1998-2001. Pro defensive end Baltimore Ravens 2002-05, Houston Texans 2006-08. College coach: Florida 2010, North Texas 2011. Pro coach: New York Jets 2012, Buffalo Bills 2013, Cleveland Browns 2014-15, Houston Texans 2016-20. Joined Ravens in 2021.

T.J. Weist, assistant special teams; born June 25, 1965, Bay City, Mich. Wide receiver Alabama 1985-87. No pro playing experience. College coach: Alabama 1988-90, Michigan 1990-93 and 2015, Southern Illinois 1994-96, Tulsa 1996-97, Indiana 1997-2001, Western Kentucky 2002-09, Cincinnati 2010-13, Connecticut 2013, South Florida 2016. Pro coach: Joined Ravens in 2018.

Drew Wilkins, outside linebackers; born Aug. 20, 1987, Doylestown, Pa. Attended Maryland. No college or pro playing experience. Pro coach: Joined Ravens in 2010.

Keith Williams, pass game specialist; born June 18, 1971, Lima, Ohio. Wide receiver San Diego State 1991-93. Pro wide receiver Washington Redskins 1994, Frankfurt Galaxy (WFLA) 1995, Saskatchewan Roughriders (CFL) 1995-96. College coach: Solano College 2000. San Jose State 2001-04, San Jose City College 2005-08, Fresno State 2009-11, Tulane 2012-14, Nebraska 2015-17. Pro coach: San Antonio Commanders (AAF) 2019. Joined Ravens in 2021.

BALTIMORE RAVENS**2021 VETERAN ROSTER**

No.	Name	Pos.	Ht.	Wt.	Birthdate	NFL		College	Hometown	How Acq.	'20 Games/	
						Exp.	Starts				Games	Starts
50	Alaka, Otaru	ILB	6-3	239	5/18/96	3		Texas A&M	Houston, Texas	FA-'19		5/0
89	Andrews, Mark	TE	6-5	256	9/6/95	4		Oklahoma	Scottsdale, Ariz.	D3b-'18		14/2
23	Averett, Anthony	CB	5-11	184	11/30/94	4		Alabama	Woodbury, N.J.	D4a-'18		10/4
49	Board, Chris	ILB	6-2	237	7/23/95	4		North Dakota State	Orlando, Fla.	FA-'18		16/2
54	Bowser, Tyus	OLB	6-3	242	5/23/95	5		Houston	Tyler, Texas	D2-'17		16/2
80	Boykin, Miles	WR	6-4	220	10/12/96	3		Notre Dame	New Lenox, Ill.	D3b-'19		16/13
86	Boyle, Nick	TE	6-4	270	2/17/93	7		Delaware	Sussex, N.J.	D5a-'15		9/9
77	Bozeman, Bradley	G/C	6-5	325	11/24/94	4		Alabama	Roanoke, Ala.	D6c-'18		16/16
67	Bredeson, Ben	G	6-5	315	2/20/98	2		Michigan	Hartland, Wis.	D4-'20		10/0
5	Brown, Marquise	WR	5-9	180	6/4/97	3		Oklahoma	Hollywood, Fla.	D1-'19		16/14
88 #	Bryant, Dez	WR	6-2	220	11/4/88	9		Oklahoma State	Galveston County, Texas	FA-'20		6/0
17	Cain, Deon	WR	6-2	202	8/9/96	3		Clemson	Tampa, Fla.	FA-'21		2/0*
93	Campbell, Calais	DE	6-8	300	9/1/86	14		Miami (Fla.)	Denver, Colo.	T (Jax)-'20		12/12
36	Clark, Chuck	S	6-0	205	4/19/95	5		Virginia Tech	Suffolk, Va.	D6-'17		16/16
63	Colon, Trystan	C	6-3	313	3/23/98	2		Missouri	Webb City, Mo.	FA-'20		2/2
27	Dobbins, J.K.	RB	5-10	212	12/17/98	2		Ohio State	La Grange, Texas	D2-'20		15/1
31	Dorsey, Khalil	CB	5-9	181	3/31/98	2		Northern Arizona	Ontario, Canada	FA-'20		6/0
13	Duvernay, Devin	WR	5-11	200	9/12/97	2		Texas	Sachse, Texas	D3b-'20		16/3
35	Edwards, Gus	RB	6-1	238	4/13/95	4		Rutgers	Staten Island, N.Y.	FA-'18		16/6
32	Elliot, DeShon	S	6-1	210	4/21/97	4		Texas	Dallas, Texas	D6a-'18		16/16
71	Ellis, Justin	DT	6-2	350	12/27/90	8		Louisiana Tech	Neville, La.	FA-'19		13/3
45	Ferguson, Jaylon	OLB	6-5	270	12/14/95	3		Louisiana Tech	St. Francisville, La.	D3a-'19		14/1
3	Fort, L.J.	ILB	6-0	232	1/3/90	7		Northern Iowa	Waynesville, Mo.	FA-'19		14/8
33	Harris, Davontae	CB	5-11	200	1/21/95	4		Illinois State	Wichita, Kan.	FA-'20		4/2*
40	Harrison, Malik	ILB	6-3	247	3/5/98	2		Ohio State	Columbus, Ohio	D3c-'20		16/7
43	Hill, Justice	RB	5-10	200	11/14/97	3		Oklahoma State	Tulsa, Okla.	D4a-'19		12/0
44	Humphrey, Marlon	CB	6-0	197	7/8/96	5		Alabama	Hoover, Ala.	D1-'17		15/15
8	Jackson, Lamar	QB	6-2	212	1/7/97	4		Louisville	Pompano Beach, Fla.	D1b-'18		15/15
4	Koch, Sam	P	6-1	222	8/13/82	16		Nebraska	Seward, Neb.	D6a-'06		15/0
41	Levine Sr., Anthony	DB/LB	5-11	207	3/27/87	10		Tennessee State	Abbeville, La.	FA-'12		15/1
92	Madubuike, Justin	DT	6-3	300	11/17/97	2		Texas A&M	McKinney, Texas	D3a-'20		10/3
62	Mancz, Greg	C	6-4	302	4/23/92	6		Toledo	Cincinnati, Ohio	FA-'20		4/0*
37	Marshall, Iman	CB	6-1	210	2/27/97	3		Southern California	Long Beach, Calif.	D4c-'19		0*
90	McPhee, Pernell	OLB	6-3	269	12/17/88	11		Mississippi State	Pahokee, Fla.	UFA-'20		15/13
7	McSorley, Trace	QB	6-0	202	8/23/95	3		Penn State	Ashburn, Va.	D6-'19		2/0
65	Mekari, Patrick	G/C	6-4	308	8/13/97	3		Cal-Berkeley	Westlake Village, Calif.	FA-'19		14/8
	Mills, Jordan	T	6-5	316	12/24/90	9		Louisiana Tech	Napoleonville, La.	FA-'20		0*
84	Oliver, Josh	TE	6-5	249	3/21/97	3		San Jose State	Paso Robles, Calif.	T (Jax)-'21		0*
24	Peters, Marcus	CB	6-0	197	1/9/93	7		Washington	Oakland, Calif.	T (LAR)-'19		14/14
74	Phillips, Tyre	G/T	6-5	330	1/29/97	2		Mississippi State	Grenada, Miss.	D3d-'20		12/8
72	Powers, Ben	G	6-4	310	10/29/96	3		Oklahoma	Wichita, Kan.	D4b-'19		16/7
11	Proche II, James	WR	5-11	200	9/20/96	2		Southern Methodist	Dallas, Texas	D6-'20		14/0
6	Queen, Patrick	ILB	6-0	232	8/13/99	2		LSU	Ventress, La.	D1-'20		16/16
42	Ricard, Patrick	FB/DL	6-3	303	5/27/94	5		Maine	Spencer, Mass.	FA-'17		15/10
28	Richards, Jordan	S	5-11	215	1/21/93	7		Stanford	Folsom, Calif.	FA-'19		16/0
76	Smith, Andre	T	6-4	330	1/25/87	12		Alabama	Birmingham, Ala.	FA-'19		0*
22	Smith, Jimmy	CB	6-2	210	7/26/88	11		Colorado	Colton, Calif.	D1-'11		11/5
79	Stanley, Ronnie	T	6-6	315	3/18/94	6		Notre Dame	Las Vegas, Nev.	D1-'16		6/6
26	Stone, Geno	S	5-11	207	4/19/99	2		Iowa	New Castle, Pa.	D7-'20		2/0
85	Tomlinson, Eric	TE	6-6	263	4/22/92	6		Texas-El Paso	Oklahoma City, Okla.	FA-'20		6/2*
18	Townsend, Johnny	P	6-1	205	2/14/95	2		Florida	Orlando, Fla.	FA-'20		1/0
9	Tucker, Justin	K	6-1	183	11/21/89	10		Texas	Austin, Texas	FA-'12		16/0
78	Villanueva, Alejandro	T	6-9	320	9/22/88	7		Army	Meridian, Miss.	FA-'21		16/16*
96	Washington, Broderick	DT	6-2	305	12/4/96	2		Texas Tech	Longview, Texas	D5-'20		8/0
14	Watkins, Sammy	WR	6-1	211	6/14/93	8		Clemson	Fort Myers, Fla.	FA-'21		10/9*
57	Welch, Kristian	ILB	6-3	240	5/24/98	2		Iowa	Iola, Wis.	FA-'20		10/0
30	Westry, Chris	CB	6-4	199	7/10/91	2		Kenucky	Orange Park, Fla.	FA-'21		2/0*
18 #	White, DeAndrew	WR	6-0	195	10/16/91	5		Alabama	Houston, Texas	FA-'20		0*
98	Williams, Brandon	DT	6-1	336	2/21/89	9		Missouri Southern State	Kirkwood, Mo.	D3-'13		13/13
95	Wolfe, Derek	DE	6-5	285	2/24/90	10		Cincinnati	East Liverpool, Ohio	UFA (Den)-'20		14/8
25	Young, Tavon	CB	5-9	185	3/14/94	6		Temple	Oxon Hill, Md.	D4a-'16		2/0
70	Zeitter, Kevin	G	6-4	315	3/8/90	10		Wisconsin	Waukesha, Wis.	FA-'21		16/16*

BALTIMORE RAVENS

* Cain played two games with Pittsburgh; Harris played seven games with Denver and four with Baltimore; Mancz played four games with Houston; Marshall missed '20 season because of injury; Mills last active with Arizona in '19; Oliver missed '20 season because of injury; Smith last active with Baltimore in '19; Tomlinson played one game with New York Giants and six with Baltimore; Villanueva played 16 games with Pittsburgh; Watkins played 10 games with Kansas City; Westry played two games with Dallas; White missed '20 season because of injury; Zeitler played 16 games with New York Giants.

t- Ravens traded for Oliver (JAX).

Unrestricted free agent; subject to developments.

Players lost through free agency (eight): LS Morgan Cox (TEN, 15 games in '20); G D.J. Fluker (MIA, 16); OLB Matthew Judon (NE, 14); WR/RS Chris Moore (HOU, two); DE Yannick Ngakoue (LV, nine); C Matt Skura (MIA, 15); WR/RS Willie Snead (LV, 13); DE Jihad Ward (JAX, 10).

Also played with Ravens in '20—CB Terrell Bonds (four games), DB Nate Brooks (one), T Orlando Brown (16), TE Sean Culkin (one), S Marcus Gilchrist (two), QB Robert Griffin III (five), G Will Holden (one), RB Mark Ingram (11), CB Tramon Williams (six), TE Luke Willson (three).

FIRST-YEAR ROSTER

Name	Pos.	Ht.	Wt.	Birthdate	College	Hometown	How Acq.
Bahar, Kenji	QB	6-3	200	9/21/1997	Monmouth	Baltimore, Md.	FA
Bateman, Rashod	WR	6-1	193	11/29/99	Minnesota	Tifton, Ga.	D1a
Breeland, Jake (1)	TE	6-6	252	9/20/96	Oregon	Rancho Santa Margarita, Calif.	FA-'20
Cleveland, Ben	G	6-6	357	8/25/98	Georgia	Toccoa, Ga.	D3a
Ealy, Adrian	T	6-6	321	8/7/99	Oklahoma	Gonzales, La.	FA
Hayes, Daelin	OLB	6-4	253	5/16/98	Notre Dame	Belleville, Mich.	D5b
Kelly, Xavier	DT	6-6	306	10/2/97	Arkansas	Wichita, Kan.	FA
Mason, Ben	TE	6-3	256	5/25/99	Michigan	Newtown, Conn.	D5c
McCrary, Nate	RB	6-0	213	4/9/99	Saginaw Valley	Muskegon, Mich.	FA
Moore, Jaylon (1)	WR	5-11	191	7/1/97	Tennessee-Martin	Memphis, Tenn.	FA-'20
Oweh, Odafé	OLB	6-5	251	12/15/98	Penn State	Hackensack, N.J.	D1b
Poljan, Tony	TE	6-7	251	4/25/97	Virginia	Lansing, Mich.	FA
Sarell, Foster	T	6-6	322	8/28/98	Stanford	Graham, Wash.	FA
Stephens, Brandon	CB	6-1	213	12/29/97	Southern Methodist	Plano, Texas	D3b
Sylencieux, Donte	WR	6-1	186	2/25/95	Graceland	Boynton Beach, Fla.	FA
Verity, Jake	K	6-2	197	12/23/97	East Carolina	Bremen, Ga.	FA
Wade, Barrington	ILB	6-1	232	3/16/98	Iowa	Skokie, Ill.	FA
Wade, Shaun	DB	6-1	191	9/16/98	Ohio State	Jacksonville, Fla.	D5a
Wallace, Tylan	WR	5-11	193	5/13/99	Oklahoma State	Fort Worth, Texas	D4
Warrior, Nigel (1)	S	6-1	197	12/14/97	Tennessee	College Park, Ga.	FA-'20
Washington, Ar'Darius	S	5-8	176	11/2/99	TCU	Shreveport, La.	FA
Wolf, Eli (1)	TE	6-4	238	3/11/1997	Georgia	Minster, Ohio	FA-'20

The term **NFL Rookie** is defined as a player who is in his first season of professional football and has not been on the roster of another professional football team for any regular-season or postseason games. A **Rookie** is designated by an "R" on NFL rosters. Players who have been active in another professional football league or players who have NFL experience, including either preseason training camp or being on an Active List or Inactive List, or on Reserve/Injured or Reserve/Physically Unable to Perform for fewer than six regular-season games, are termed **NFL First-Year Players**. An **NFL First-Year Player** is designated by a "1" on NFL rosters. Thereafter, a player is credited with an additional year of experience for each season in which he accumulates six games on the Active List or Inactive List, or on Reserve/Injured or Reserve/Physically Unable to Perform.

Log on to www.baltimore Ravens.com for an up-to-date roster.

BUFFALO BILLS

2020 TEAM RECORD

REGULAR SEASON (13-3)

Date	Opponent	Result
Sept. 13	N.Y. JETS	W 27-17
Sept. 20	at Miami	W 31-28
Sept. 27	L.A. RAMS	W 35-32
Oct. 4	at Las Vegas	W 30-23
Oct. 13	at Tennessee	L 16-42
Oct. 19	KANSAS CITY	L 17-26
Oct. 25	at N.Y. Jets	W 18-10
Nov. 1	NEW ENGLAND	W 24-21
Nov. 8	SEATTLE	W 44-34
Nov. 15	at Arizona	L 30-32
Nov. 29	L.A. CHARGERS	W 27-17
Dec. 7	at San Francisco	W 34-24
Dec. 13	PITTSBURGH	W 26-15
Dec. 19	at Denver	W 48-19
Dec. 28	at New England	W 38-9
Jan. 3	MIAMI	W 56-26

POSTSEASON (2-1)

Jan. 9	INDIANAPOLIS	W 27-24
Jan. 16	BALTIMORE	W 17-3
Jan. 24	at Kansas City	L 24-38

SCORE BY PERIODS

Team	90	175	92	144	0	—	501
Opponents	49	97	101	128	0	—	375

2020 TEAM STATISTICS

	Team	Opp.
Total First Downs	397	351
Rushing	119	125
Passing	240	199
Penalty	38	27
3rd Down: Made/Att	93/187	76/191
3rd Down Pct.	49.7	39.8
4th Down: Made/Att	8/10	11/19
4th Down Pct.	80.0	57.9
Possession Avg.	31:45	28:15
Total Net Yards	6343	5640
Avg. Per Game	396.4	352.5
Total Plays	1034	1025
Avg. Per Play	6.1	5.5
Net Yards Rushing	1723	1914
Avg. Per Game	107.7	119.6
Total Rushes	411	414
Net Yards Passing	4620	3726
Avg. Per Game	288.8	232.9
Sacked/Yards Lost	27/166	38/220
Gross Yards	4786	3946
Att./Completions	596/410	573/369
Completion Pct.	68.8	64.4
Had Intercepted	11	15
Punts/Average	41/50.8	63/46.0
Net Punting Avg.	41/44.0	63/39.5
Penalties/Yards	102/941	86/728
Fumbles/Ball Lost	18/11	22/11
Touchdowns	60	44
Rushing	16	21
Passing	40	23
Returns	4	0

2020 INDIVIDUAL STATISTICS

PASSING	Att	Cmp	Yds	Cmp%	Yds/Att	TD	TD%	Int	Int%	LG	Sk/Lost	Rtng
Allen	572	396	4544	69.2	7.94	37	6.5	10	1.7	55	26/159	107.2
Barkley	21	11	197	52.4	9.38	1	4.8	1	4.8	56†	1/7	80.9
Beasley	1	1	20	100.0	20.00	1	100.0	0	0.0	20†	0/0	158.3
J.Johnson	1	1	13	100.0	13.00	0	0.0	0	0.0	13	0/0	118.8
McKenzie	1	1	12	100.0	12.00	1	100.0	0	0.0	12†	0/0	156.3
Team	596	410	4786	68.8	8.03	40	6.7	11	1.8	56†	27/166	107.6
Opponents	573	369	3946	64.4	6.89	23	4.0	15	2.6	69†	38/220	86.9

TD TD TD TD							INTERCEPTIONS													
SCORING	Tot	Ru	Rec	Rt	PAT	FG	Saf	Pts	No.	Yds	Avg	LG	TD							
Bass	0	0	0	0	57/59	28/34	0	141	White	3	28	9.3	28	0						
Allen	9	8	1	0	0	0	54	0	Marlowe	2	39	19.5	23	0						
Diggs	8	0	8	0	0	0	48	0	Poyer	2	14	7.0	14	0						
Davis	7	0	7	0	0	0	42	0	Wallace	2	0	0.0	0	0						
McKenzie	6	0	5	1	0	0	36	0	T.Johnson	1	51	51.0	51†	1						
Moss	5	4	1	0	0	0	30	0	Hyde	1	33	33.0	33	0						
Beasley	4	0	4	0	0	0	24	0	Norman	1	16	16.0	16†	1						
Brown	3	0	3	0	0	0	18	0	Jackson	1	6	6.0	6	0						
Knox	3	0	3	0	0	0	18	0	Milano	1	0	0.0	0	0						
Kroft	3	0	3	0	0	0	18	0	Hughes	1	-3	-3.0	-3	0						
Singletonary	2	2	0	0	0	0	12	0	Team	15	184	12.3	51†	2						
L.Smith	2	0	2	0	0	0	12	0	Opponents	11	139	12.6	68	0						
A.Williams	2	2	0	0	0	0	12	0	PUNTING					No.	Yds	Avg	Net TB	In20	LG	B
Gilliam	1	0	1	0	0	0	6	0	Bojorquez	41	2082	50.8	44.0	7	18	72	0			
Hughes	1	0	0	1	0	0	6	0	Team	41	2082	50.8	44.0	7	18	72	0			
T.Johnson	1	0	0	1	0	0	6	0	Opponents	63	2896	46.0	39.5	2	21	64	0			
Kumerow	1	0	1	0	0	0	6	0	PUNT					RETURNS	Ret	FC	Yds	Avg	LG	TD
Norman	1	0	0	1	0	0	6	0	Roberts	29	12	286	9.9	38	0	0				
Yeldon	1	0	1	0	0	0	6	0	Hyde	1	0	0	0.0	0	0	0				
Team	60	16	40	4	57/59	28/34	0	501	McKenzie	1	1	84	84.0	84†	1	1				
Opponents	44	21	23	0	32/37	23/25	0	375	Team	31	13	370	11.9	84†	1	1				

2-Pt Conv: Team 0-1. Opponents 5-7.

RUSHING	No.	Yds	Avg	LG	TD
Singletonary	156	687	4.4	51†	2
Moss	112	481	4.3	31	4
Allen	102	421	4.1	24†	8
Yeldon	10	70	7.0	34	0
A.Williams	12	63	5.3	18†	2
McKenzie	10	9	0.9	14	0
Diggs	1	1	1.0	1	0
Davis	1	0	0.0	0	0
Roberts	1	-3	-3.0	-3	0
Barkley	6	-6	-1.0	-1	0
Team	411	1723	4.2	51†	16
Opponents	414	1914	4.6	33	21

RECEIVING	No.	Yds	Avg	LG	TD
Diggs	127	1535	12.1	55	8
Beasley	82	967	11.8	35	4
Singletonary	38	269	7.1	34	0
Davis	35	599	17.1	56†	7
Brown	33	458	13.9	46†	3
McKenzie	30	282	9.4	46	5
Knox	24	288	12.0	36	3
Moss	14	95	6.8	20	1
Kroft	12	119	9.9	38	3
L.Smith	4	35	8.8	27	2
Roberts	4	34	8.5	16	0
Gilliam	2	16	8.0	15	1
Kumerow	1	22	22.0	22†	1
Yeldon	1	22	22.0	22†	1
A.Williams	1	20	20.0	20	0
Neal	1	13	13.0	13	0
Allen	1	12	12.0	12†	1
Team	410	4786	11.7	56†	40
Opponents	369	3946	10.7	69†	23

White	3	28	9.3	28	0
Marlowe	2	39	19.5	23	0
Poyer	2	14	7.0	14	0
Wallace	2	0	0.0	0	0
T.Johnson	1	51	51.0	51†	1
Hyde	1	33	33.0	33	0
Norman	1	16	16.0	16†	1
Jackson	1	6	6.0	6	0
Milano	1	0	0.0	0	0
Hughes	1	-3	-3.0	-3	0
Team	15	184	12.3	51†	2
Opponents	11	139	12.6	68	0

Bojorquez	41	2082	50.8	44.0	7	18	72	0
Team	41	2082	50.8	44.0	7	18	72	0
Opponents	63	2896	46.0	39.5	2	21	64	0

RETURNS	Ret	FC	Yds	Avg	LG	TD
Roberts	29	12	286	9.9	38	0
Hyde	1	0	0	0.0	0	0
McKenzie	1	1	84	84.0	84†	1
Team	31	13	370	11.9	84†	1
Opponents	16	6	138	8.6	40	0

KICKOFF RETURNS	No.	Yds	Avg	LG	TD
Roberts	32	961	30.0	60	0
McKenzie	2	32	16.0	27	0
Hyde	1	3	3.0	3	0
J.Johnson	1	-1	-1.0	-1	0
Team	36	995	27.6	60	0
Opponents	30	537	17.9	35	0

FIELD GOALS	1-19	20-29	30-39	40-49	50+
Bass	1/1	9/9	6/9	8/9	4/6
Team	1/1	9/9	6/9	8/9	4/6
Opponents	0/0	5/5	7/7	9/9	2/4

SACKS	No.
Addison	5.0
Klein	5.0
Hughes	4.5
Milano	3.5
Jefferson	3.0
Oliver	3.0
Edmunds	2.0
Murphy	2.0
Poyer	2.0
Marlowe	1.5
White	1.5
Dodson	1.0
Epenesa	1.0
D.Johnson	1.0
T.Johnson	1.0
Zimmer	1.0
Team	38.0
Opponents	27.0

BUFFALO BILLS

RECORD HOLDERS

INDIVIDUAL RECORDS—CAREER

Category	Name	Performance
Rushing (Yds.)	Thurman Thomas, 1988-99	11,938
Passing (Yds.)	Jim Kelly, 1986-96	35,467
Passing (TDs)	Jim Kelly, 1986-96	.237
Receiving (No.)	Andre Reed, 1985-99	.941
Receiving (Yds.)	Andre Reed, 1985-99	13,095
Interceptions	George (Butch) Byrd, 1964-70	.40
Punting (Avg.)	Colton Schmidt, 2014-18	.44.0
Punt Return (Avg.)	C.J. Spiller, 2010-14	.12.1
Kickoff Return (Avg.)	O.J. Simpson, 1969-77	.30.0
Field Goals	Steve Christie, 1992-2000	.234
Touchdowns (Tot.)	Andre Reed, 1985-99	.87
	Thurman Thomas, 1988-99	.87
Points	Steve Christie, 1992-2000	.1,011
*Sacks	Bruce Smith, 1985-99	**171.0

INDIVIDUAL RECORDS—SINGLE SEASON

Category	Name	Performance
Rushing (Yds.)	O.J. Simpson, 1973	.2,003
Passing (Yds.)	Drew Bledsoe, 2002	.4,359
Passing (TDs)	Jim Kelly, 1991	.33
Receiving (No.)	Eric Moulds, 2002	.100
Receiving (Yds.)	Eric Moulds, 1998	.1,368
Interceptions	Billy Atkins, 1961	.10
	Tom Janik, 1967	.10
Punting (Avg.)	Brian Moorman, 2011	.48.2
Punt Return (Avg.)	Leodis McKelvin, 2012	.18.7
Kickoff Return (Avg.)	Terrence McGee, 2005	.30.2
Field Goals	Dan Carpenter, 2014	.34
Touchdowns (Tot.)	O.J. Simpson, 1975	.23
Points	Steve Christie, 1998	.140
*Sacks	Bruce Smith, 1990	.19.0

INDIVIDUAL RECORDS—SINGLE GAME

Category	Name	Performance
Rushing (Yds.)	O.J. Simpson, 11-25-76	.273
Passing (Yds.)	Drew Bledsoe, 9-15-02	.463
Passing (TDs)	Jim Kelly, 9-8-91	.6
Receiving (No.)	Andre Reed, 11-20-94	.15
Receiving (Yds.)	Lee Evans, 11-19-06	.265
Interceptions	Many times	.3
	Last time by Nate Clements, 10-20-02	
Field Goals	Steve Christie, 10-20-96	.6
Touchdowns (Tot.)	Cookie Gilchrist, 12-8-63	.5
Points	Cookie Gilchrist, 12-8-63	.30
*Sacks	Mario Williams, 9-15-13	.4.5

**Sacks became an official statistic in 1982. **NFL Record*

2021 COACHING STAFF

Sean McDermott, Head Coach

Pro Career: McDermott was named Buffalo's 19th head coach on Jan. 11, 2017. He enters his fifth season as Buffalo's head coach and his 23rd season in the NFL ranks. McDermott joined the Bills after spending six seasons as the defensive coordinator of the Carolina Panthers. In his first year in Buffalo, McDermott led the Bills to their first playoff berth since 1999 with a 9-7 record. He became the third coach in Bills history to earn a playoff berth in his first season at the helm, joining Joe Collier (1966) and Wade Phillips (1998). The 2017 Bills also won six home games for the first time since 1999. In his second year in Buffalo, McDermott led the Bills to a 6-10 record and the NFL's second-ranked defense. McDermott led the Bills back to the

playoffs in 2019, as the team recorded its first 10-win season since 1999. In 2020, he led the Bills to the AFC Championship Game for the first time since 1994. Career record: 40-29.

Background: An All-Atlantic 10 Conference choice at safety for William & Mary as a senior in 1997, McDermott graduated with a degree in finance and began his coaching career as a graduate assistant at his alma mater in 1998.

Personal: Born on March 21, 1974. He and his wife, Jamie, have three children.

ASSISTANT COACHES

Bob Babich, linebackers; born Feb. 20, 1961, Aliquippa, Pa. Linebacker Tulsa 1981-82. No pro playing experience. College coach: Tulsa 1984-87

and 1990, Wisconsin 1988-89, Bowling Green 1991, East Carolina 1992-93, Pittsburgh 1994-96, North Dakota State 1997-2002 (head coach). Pro coach: St. Louis Rams 2003, Chicago Bears 2004-12, Jacksonville Jaguars 2013-15, San Diego Chargers 2016. Joined Bills in 2017.

Bobby Babich, safeties; born July 30, 1983, Tulsa, Okla. Cornerback North Dakota State 2002-05. No pro playing experience. College coach: Kent State 2006, Eastern Illinois 2007-10, Edinboro 2016, Florida International 2016. Pro coach: Carolina Panthers 2011-12, Cleveland Browns 2013-15. Joined Bills in 2017.

BUFFALO BILLS

Rob Boras, tight ends; born Sept. 30, 1970, Glen Ellyn, Ill. Center DePauw 1988-91. No pro playing experience. College coach: DePauw 1992-93, Texas 1994-97, Benedictine 1998 (head coach), Nevada-Las Vegas 1999-2003. Pro coach: Chicago Bears 2004-09, Jacksonville Jaguars 2010-11, St. Louis/Los Angeles Rams 2012-16. Joined Bills in 2017.

John Butler, defensive backs; born April 3, 1973, Abington, Pa. Defensive back Catholic University 1991-94. No pro playing experience. College coach: Catholic University 1995-96, Texas 1997-98, Midwestern State 1999-2000, Texas State 2001-02, Harvard 2003-06, Minnesota 2007-10, South Carolina 2011, Penn State 2012-13. Pro coach: Houston Texans 2014-17. Joined Bills in 2018.

Jacques Cesaire, assistant defensive line; born Aug. 30, 1980, Gardner, Ma. Defensive lineman Southern Connecticut State 1999-2002. Pro defensive lineman San Diego Chargers 2003-12. College coach: San Diego 2015-19. Pro coach: Joined Bills in 2020.

Eric Ciano, head strength and conditioning; born Aug. 8, 1973, Waltham, Mass. Offensive line Springfield (Mass.) College 1993-97. No pro playing experience. College coach: Tennessee 1997-99, 2002-04, Louisiana Tech 2000-02, Georgia Tech 2005-09. Pro coach: Joined Bills in 2020.

Brian Daboll, offensive coordinator; born April 14, 1975, Welland, Ontario, Canada. Safety Rochester 1995-97. No pro playing experience. College coach: William & Mary 1997, Michigan State 1998-99, Alabama 2017. Pro coach: New England Patriots 2000-06 and 2013-16, New York Jets 2007-08, Cleveland Browns 2009-10, Miami Dolphins 2011, Kansas City Chiefs 2012. Joined Bills in 2018.

Ken Dorsey, quarterbacks/passing game coordinator; born April 22, 1981, Orinda, Calif. Quarterback Miami (Fla.) 1999-2002. Pro quarterback: San Francisco 49ers 2003-05, Cleveland Browns 2006-08, Toronto Argonauts (CFL) 2010. Pro scout: Carolina Panthers 2011-12. Pro coach: Carolina Panthers 2013-17. Joined Bills in 2019.

Heath Farwell, special teams coordinator; born Dec. 31, 1981, Corona, Calif. Linebacker San Jose State 2000 and San Diego State 2001-04. Pro linebacker Minnesota Vikings 2005-10, Seattle Seahawks 2011-14. Pro coach: Seattle Seahawks 2016-17, Carolina Panthers 2018. Joined Bills in 2019.

Leslie Frazier, defensive coordinator/assistant head coach; born April 3, 1959, Columbus, Miss. Defensive back Alcorn State 1978-80. Pro defensive back Chicago Bears 1981-86. College coach: Trinity 1988-96 (head coach), Illinois 1997-98. Pro coach: Philadelphia Eagles 1999-2002, Cincinnati Bengals 2003-04, Indianapolis Colts 2005-06, Minnesota Vikings 2007-13 (head coach 2011-13), Tampa Bay Buccaneers 2014-15, Baltimore Ravens 2016. Joined Bills in 2017.

Chad Hall, wide receivers; born May 23, 1986, Atlanta, Ga. Wide receiver Air Force 2004-08. Pro wide receiver Philadelphia Eagles 2010-12, San Francisco 49ers 2012-13, Kansas City Chiefs 2013, Jacksonville Jaguars 2014. Pro coach: Joined Bills in 2017.

Bobby Johnson, offensive line; born Feb. 28, 1973, Akron, Ohio. Tackle Miami (Ohio) 1991-94. No pro playing experience. College coach: Akron 1995-98, Miami (Ohio) 1999-2004, Indiana 2005-09. Pro coach: Buffalo Bills 2010-11, Jacksonville Jaguars 2012, Detroit Lions 2013-14, Oakland Raiders 2015-17, Indianapolis Colts 2018. Rejoined Bills in 2019.

Marc Lubick, assistant wide receivers/game management; born Nov. 13, 1977, Bozeman, Mont. Safety Montana State 1996-99. No pro playing experience. College coach: Colorado State 2000-02 and 2005-09, Vanderbilt 2014. Pro coach: St. Louis Rams 2003-04, Houston Texans 2010-13, Denver Broncos 2015-16. Joined Bills in 2017.

Jim Salgado, nickel coach; born Nov. 12, 1971, New Hyde Park, N.Y. Cornerback Hofstra 1990-93. No pro playing experience. College coach: Hofstra 1994, Western Connecticut 1994-95, Boston 1996-97, Millersville 1997-99, Northeastern 2000-01, Hofstra 2002-03, Northeastern 2004, Syracuse

2005-08, Cornell 2009, Princeton 2010-16. Pro coach: Joined Bills in 2017.

Kelly Skipper, running backs; born July 25, 1967, Brawley, Calif. Running back Fresno State 1984-88. No pro playing experience. College coach: Fresno State 1989-97, UCLA 1988-2002, Washington State 2003-06. Pro coach: Oakland Raiders 2007-14, Jacksonville Jaguars 2015-16. Joined Bills in 2017.

Matthew Smiley, assistant special teams; born Oct. 2, 1978, Hoopeston, Ill. Wide receiver Illinois 1997-2001. No pro playing experience. College coach: Dartmouth 2005-06, Eureka 2007-08, Eastern Illinois 2009-11, Charleston Southern 2012. Pro coach: Jacksonville Jaguars 2013-16. Joined Bills in 2017.

Shea Tierney, assistant quarterbacks; born Oct. 19, 1986, Philadelphia, Pa. Attended North Carolina State. No college or pro playing experience. College coach: North Carolina State 2010-12, Alabama 2016-17. Pro coach: Philadelphia Eagles 2013-15. Joined Bills in 2018.

Eric Washington, defensive line; born Oct. 29, 1969, Shreveport, La. Tight end Grambling State 1989-90. No pro playing experience. College coach: Texas A&M 1997, Ohio 2001-03, Northwestern 2004-07. Pro coach: Chicago Bears 2008-10, Carolina Panthers 2011-19. Joined Bills in 2020.

Ryan Wendell, assistant offensive line; born March 4, 1986, Diamond Bar, Calif. Offensive lineman Fresno State 2005-08. Pro offensive lineman New England Patriots 2008-15, Carolina Panthers 2016. Pro coach: Joined Bills in 2019.

Matt Worswick, assistant to the head coach; born May 6, 1991, Glen Cove, N.Y. Attended Marquette. No college or pro playing experience. Pro coach: Carolina Panthers 2016 (football operations assistant). Joined Bills in 2017.

BUFFALO BILLS**2021 VETERAN ROSTER**

No.	Name	Pos.	Ht.	Wt.	Birthdate	NFL		Hometown	'20 Games/ How Acq.	Starts
						Exp.	College			
48	Adams, Tyrell	LB	6-1	228	4/11/1992	6	West Georgia	Atlanta, Ga.	FA-21	16/12*
97	Addison, Mario	DE	6-3	260	9/6/1987	11	Troy	Tarrant City, Ala.	FA-20	15/7
17	Allen, Josh	QB	6-5	237	5/21/1996	4	Wyoming	Firebaugh, Calif.	D1a-18	16/16
2	Bass, Tyler	K	5-10	183	2/14/1997	2	Georgia Southern	Columbia, S.C.	D6-20	16/0
71	Bates, Ryan	OL	6-4	302	2/14/1997	3	Penn State	Warminster, Pa.	TR-19 (PHI)	16/0
11	Beasley, Cole	WR	5-8	174	4/26/1989	10	Southern Methodist	Houston, Texas	FA-19	15/10
65	Boettger, Ike	G	6-6	313	10/5/1994	4	Iowa	Cedar Falls, Iowa	W-18 (KC)	12/7
22	Breida, Matt	RB	5-10	195	2/28/1995	5	Georgia Southern	Brandon, Fla.	FA-21	11/1*
94	Butler, Vernon	DT	6-4	330	6/14/1994	6	Louisiana Tech	Summit, Miss.	FA-20	14/9
51	Cox Jr., Bryan	DE	6-3	270	6/25/1994	4	Florida	Fort Lauderdale, Fla.	FA-20	1/0
13	Davis, Gabriel	WR	6-2	210	3/1/1999	3	Central Florida	Sanford, Fla.	D4-20	16/11
73	Dawkins, Dion	T	6-5	320	4/26/1994	5	Temple	Rahway, N.J.	D2b-17	16/16
64	Devey, Jordan	OL	6-7	320	1/11/1988	7	Memphis	American Fork, Utah	FA-20	1/0
14	Diggs, Stefon	WR	6-0	191	11/29/1993	7	Maryland	Gaithersburg, Md.	TR-20 (MIN)	16/15
53	Dodson, Tyrel	LB	6-0	237	6/25/1998	2	Texas A&M	Franklin, Tenn.	FA-19	10/2
77	Douglas, Jamil	OL	6-4	309	2/28/1992	4	Arizona State	Cypress, Calif.	FA-21	14/0*
49	Edmunds, Tremaine	LB	6-5	250	5/2/1998	4	Virginia Tech	Ringgold, Va.	D1b-18	15/15
57	Epenesa, A.J.	DE	6-6	260	9/15/1998	2	Iowa	Edwardsville, Ill.	D2-20	14/1
76	Feliciano, Jon	G	6-4	325	2/10/1992	7	Miami (Fla.)	Davie, Fla.	FA-19	9/9
69	Ferguson, Reid	LS	6-2	235	3/24/1994	5	LSU	Buford, Ga.	FA-16	16/0
74	Ford, Cody	T	6-3	329	12/28/1996	3	Oklahoma	Pineville, La.	D2-19	7/7
4	Fromm, Jake	QB	6-2	215	7/30/1998	2	Georgia	Warner Robins, Ga.	D5-20	0/0
42	Giles-Harris, Joe	LB	6-2	234	4/1/1997	3	Duke	Mtvalle, N.J.	FA-21	9/3*
81	Gilliam, Reggie	TE	6-0	244	8/20/1997	2	Toledo	Galloway, Ohio	FA-20	14/0
3	Haack, Matt	P	6-0	205	7/25/1994	5	Arizona State	West Des Moines, Iowa	FA-21	15/0
68	Hart, Bobby	T	6-5	310	8/21/1994	7	Florida State	Fort Lauderdale, Fla.	FA-21	14/13
62	Hester, Treyvon	DT	6-2	304	9/21/1992	4	Toledo	Pittsburgh, Pa.	FA-21	0/0
16	Hodgins, Isaiah	WR	6-3	201	10/21/1998	2	Oregon State	Walnut Creek, Calif.	D6-20	0/0
80	Hollister, Jacob	TE	6-4	245	11/18/1993	5	Wyoming	Bend, Ore.	FA-21	16/5*
55	Hughes, Jerry	DE	6-2	254	8/13/1988	12	TCU	Sugar Land, Texas	T-13 (IND)	15/15
23	Hyde, Micah	S	6-0	197	12/31/1990	9	Iowa	Fostoria, Ohio	FA-17	15/15
30	Jackson, Dane	CB	5-11	180	11/29/1996	2	Pittsburgh	Coraopolis, Pa.	D7-20	5/2
92	Johnson, Darryl	DE	6-6	253	4/4/1997	3	North Carolina A&T	Kingsland, Ga.	D7a-19	15/0
46	Johnson, Jaquan	S	5-10	191	11/6/1995	3	Miami (Fla.)	Miami, Fla.	D6-19	14/0
24	Johnson, Taron	CB	5-11	192	7/27/1996	4	Weber State	Sacramento, Calif.	D4-18	16/11
25	Jones, Taiwan	RB	6-0	195	7/26/1988	11	Eastern Washington	Antioch, Calif.	FA-20	13/0
54	Klein, A.J.	LB	6-1	240	7/30/1991	9	Iowa State	Appleton, Wis.	FA-20	16/11
88	Knox, Dawson	TE	6-4	254	11/14/1996	3	Mississippi	Brentwood, Tenn.	D3b-19	12/7
15	Kumerow, Jake	WR	6-4	209	2/17/1992	4	Wisconsin-Whitewater	South Elgin, Ill.	FA-20	6/0
70	Lamp, Forrest	G	6-4	310	2/20/1994	5	Western Kentucky	Venice, Fla.	FA-21	16/16*
9	Lenoir, Lance	WR	6-0	210	2/9/1995	3	Western Illinois	Crete, Ill.	FA-21	0/0*
52	Lee, Marquel	LB	6-3	235	10/21/1995	4	Wake Forest	Waldorf, Md.	FA-21	0/0*
47	Lewis, Cam	CB	5-9	183	4/13/1997	2	Buffalo	Detroit, Mich.	FA-19	5/2
98	Lotulelei, Star	DT	6-2	315	12/20/1989	8	Utah	South Jordan, Utah	FA-18	0/0
56	Love, Mike	DE	6-3	255	01/22/1994	2	South Florida	Clearwater, Fla.	FA-18	1/0
44	Matakevich, Tyler	LB	6-1	235	12/22/1992	6	Temple	East Haven, Conn.	FA-20	16/0
19	McKenzie, Isaiah	WR	5-8	173	4/9/1995	5	Georgia	Miami, Fla.	W-18 (DEN)	16/8
58	Milano, Matt	LB	6-0	223	7/28/1994	5	Boston College	Orlando, Fla.	D5a-17	11/6
60	Morse, Mitch	C	6-6	305	4/21/1992	7	Missouri	Austin, Texas	FA-19	14/14
20	Moss, Zack	RB	5-9	205	12/15/1997	2	Utah	Hallandale, Fla.	D3-20	13/0
33	Neal, Siran	S	6-0	206	8/4/1994	4	Jacksonville State	Eufaula, Ala.	D5a-18	16/0
93	Obada, Efe	DE	6-6	265	4/13/1992	4	(no college)	London, England	FA-21	16/1*
91	Oliver, Ed	DT	6-1	287	12/12/1997	3	Houston	Houston, Texas	D1-19	16/16
99	Phillips, Harrison	DT	6-3	307	1/25/1996	4	Stanford	Omaha, Neb.	D3-18	12/3
18	Powell, Brandon	WR	5-8	181	9/12/1995	4	Florida	Deerfield Beach, Fla.	FA-21	15/1*
21	Poyer, Jordan	S	6-0	191	4/25/1991	9	Oregon State	Astoria, Ore.	FA-17	16/16
1	Sanders, Emmanuel	WR	5-11	180	3/17/1987	12	Southern Methodist	Bellville, Texas	FA-21	14/5*
26	Singletary, Devin	RB	5-7	203	9/3/1997	3	Florida Atlantic	Deerfield Beach, Fla.	D3a-19	16/16
59	Smith, Andre	LB	6-0	240	4/20/1997	4	North Carolina	Jacksonville, Fla.	T-20 (CAR)	12/0
89	Sweeney, Tommy	TE	6-5	251	7/1/1995	3	Boston College	Ramsey, N.J.	D7b-19	0/0
10	Trubisky, Mitchell	QB	6-2	220	8/20/1994	5	North Carolina	Mentor, Ohio	FA-21	10/9*
39	Wallace, Levi	CB	6-0	179	6/12/1995	4	Alabama	Tucson, Ariz.	FA-18	12/12
7	Webb, Davis	QB	6-5	225	1/22/1995	3	California	Prosper, Texas	FA-19	0/0
27	White, Tre'Davious	CB	5-11	192	1/16/1995	5	LSU	Shreveport, La.	D1-17	14/14
75	Williams, Daryl	OL	6-6	330	8/31/1992	7	Oklahoma	Corinth, Texas	FA-20	16/16
82	Williams, Duke	WR	6-3	225	5/13/1993	2	Auburn	Sevinche, La.	FA-19	1/0
61	Zimmer, Justin	DT	6-3	300	10/23/1992	3	Ferris State	Greenville, Mich.	FA-20	12/0

BUFFALO BILLS

* Adams played 16 games with Houston; Breida played 11 games with Miami; Douglas played 14 games with Tennessee; Haack played 15 games with Miami; Hart played 14 games with Cincinnati; Hollister played in 16 games with Seattle; Lamp played in 16 games with Los Angeles; Lee last active with Oakland in '19; Lenoir last active with Dallas in '18; Obada played in 16 games with Carolina; Powell played in 15 games with Atlanta; Sanders played in 14 games with New Orleans; Trubisky played in 10 games with Chicago.

Traded: TE Lee Smith (10 games in '20) to ATL.

Players lost through free agency (five): TE Tyler Kroft (NYJ, 10 games in '20); S Dean Marlowe (DET, 16); OL Ty Nsekhe (DAL, 15); WR Andre Roberts (HOU, 15); OL Brian Winters (ARI, 16).

Also Played with the Bills in '20—QB Matt Barkley (5 games), P Corey Bojorquez (16), WR John Brown (nine), DT Quinton Jefferson (16), LB Deon Lacey (five), LB Darron Lee (two), DE Trent Murphy (10), CB Josh Norman (nine), LB De'Shawn Phillips (two), G Quinton Spain (four), CB Daryl Worley (one), RB TJ Yeldon (three).

FIRST-YEAR ROSTER

Name	Pos.	Ht.	Wt.	Birthdate	College	Hometown	How Acq.
Anderson, Jack	OL	6-4	314	10/12/1998	Texas Tech	Frisco, Texas	D7
Basham, Boogie	DE	6-3	274	12/16/1997	Wake Forest	Roanoke, Va.	D2
Becker, Nate (1)	TE	6-5	264	3/24/1996	Miami (Ohio)	Carmel, Ind.	FA-20
Bell, Mike (1)	LB	6-3	220	12/12/1997	Fresno State	Perris, Calif.	FA
Brown, Spencer	T	6-8	311	2/28/1998	Northern Iowa	Lenox, Iowa	D3
Bryant, Brandin (1)	DT	6-2	305	9/16/1993	Florida Atlantic	Omaha, Neb.	FA-20
Doyle, Tommy	T	6-8	320	5/6/1998	Miami (Ohio)	Edina, Minn.	D5
Gentry, Tanner (1)	WR	6-2	209	12/18/1994	Wyoming	Aurora, Colo.	FA-20
Gonzalez, Steven (1)	G	6-4	332	5/11/1997	Penn State	Union City, N.J.	FA
Griffin, Olajiah	CB	5-11	176	3/10/1999	Southern California	Mission Viejo, Calif.	FA
Hamlin, Damar	S	6-0	200	3/24/1998	Pittsburgh	McKees Rock, Pa.	D6b
McCloud, Nick	CB	6-0	193	7/9/1998	Notre Dame	Rock Hill, S.C.	FA
Morris, Quintin	TE	6-2	252	1/21/1999	Bowling Green	Richmond, Texas	FA
Rousseau, Greg	DE	6-6	266	4/5/2000	Miami (Fla.)	Hialeah, Fla.	D1
Stevenson, Marquez	WR	5-10	180	3/26/1998	Houston	Shreveport, La.	D6a
Thomas, Josh (1)	S	6-0	205	11/19/1996	Appalachian State	Montgomery, Ala.	FA-20
Thompson, Tariq	S	6-0	210	8/9/1999	San Diego State	San Diego, Calif.	FA
Tuitele, Syrus	OL	6-6	311	2/6/1999	Fresno State	Chico, Calif.	FA
Wade, Christian (1)	RB	5-7	185	5/15/1991	St. Mary's (U.K.)	Slough, England	FA-19
Wildgoose, Rachad	CB	5-10	191	6/20/2000	Wisconsin	Miami, Fla.	D6c
Williams, Antonio (1)	RB	5-11	215	10/22/1997	North Carolina	New London, N.C.	FA-20

The term **NFL Rookie** is defined as a player who is in his first season of professional football and has not been on the roster of another professional football team for any regular-season or postseason games. A **Rookie** is designated by an "R" on NFL rosters. Players who have been active in another professional football league or players who have NFL experience, including either preseason training camp or being on an Active List or Inactive List, or on Reserve/Injured or Reserve/Physically Unable to Perform for fewer than six regular-season games, are termed **NFL First-Year Players**. An **NFL First-Year Player** is designated by a "1" on NFL rosters. Thereafter, a player is credited with an additional year of experience for each season in which he accumulates six games on the Active List or Inactive List, or on Reserve/Injured or Reserve/Physically Unable to Perform.

Log on to www.buffalobills.com for an up-to-date roster.

CINCINNATI BENGALS

2020 TEAM RECORD

REGULAR SEASON (4-11-1)

Date	Opponent	Result
Sept. 13	L.A. CHARGERS	L 13-16
Sept. 17	at Cleveland	L 30-35
Sept. 27	at Philadelphia (OT)	T 23-23
Oct. 4	JACKSONVILLE	W 33-25
Oct. 11	at Baltimore	L 3-27
Oct. 18	at Indianapolis	L 27-31
Oct. 25	CLEVELAND	L 34-37
Nov. 1	TENNESSEE	W 31-20
Nov. 15	at Pittsburgh	L 10-36
Nov. 22	at Washington	L 9-20
Nov. 29	N.Y. GIANTS	L 17-19
Dec. 6	at Miami	L 7-19
Dec. 13	DALLAS	L 7-30
Dec. 21	PITTSBURGH	W 27-17
Dec. 27	at Houston	W 37-31
Jan. 3	BALTIMORE	L 3-38

SCORE BY PERIODS

Team	61	107	53	90	0	—	311
Opponents	76	121	98	129	0	—	424

2020 TEAM STATISTICS

	Team	Opp.
Total First Downs	318	343
Rushing	92	126
Passing	201	192
Penalty	25	25
3rd Down: Made/Att	77/213	91/210
3rd Down Pct.	36.2	43.3
4th Down: Made/Att	19/27	10/16
4th Down Pct.	70.4	62.5
Possession Avg.	30:50	29:10
Total Net Yards	5116	6227
Avg. Per Game	319.8	389.2
Total Plays	1040	1021
Avg. Per Play	4.9	6.1
Net Yards Rushing	1668	2368
Avg. Per Game	104.3	148.0
Total Rushes	411	463
Net Yards Passing	3448	3859
Avg. Per Game	215.5	241.2
Sacked/Yards Lost	48/345	17/83
Gross Yards	3793	3942
Att./Completions	581/372	541/340
Completion Pct.	64.0	62.8
Had Intercepted	11	11
Punts/Average	71/47.2	59/47.4
Net Punting Avg.	71/42.8	59/41.4
Penalties/Yards	83/675	99/795
Fumbles/Ball Lost	20/13	14/6
Touchdowns	33	47
Rushing	13	13
Passing	19	32
Returns	1	2

2020 INDIVIDUAL STATISTICS

PASSING	Att	Cmp	Yds	Cmp%	Yds/Att	TD	TD%	Int	Int%	LG	Sk/Lost	Rtng
Burrow	404	264	2688	65.3	6.65	13	3.2	5	1.2	67	32/231	89.8
Bra.Allen	142	90	925	63.4	6.51	5	3.5	4	2.8	72t	7/51	82.0
Finley	32	17	164	53.1	5.13	1	3.1	2	6.3	30	9/63	52.1
Boyd	2	1	16	50.0	8.00	0	0.0	0	0.0	16	0/0	77.1
Erickson	1	0	0	0.0	0.00	0	0.0	0	0.0	---	0/0	39.6
Team	581	372	3793	64.0	6.53	19	3.3	11	1.9	72t	48/345	85.7
Opponents	541	340	3942	62.8	7.29	32	5.9	11	2.0	55	17/83	96.1

SCORING	TD		TD		PAT	FG	Saf	Pts
	Tot	Ru	Rec	Rt				
Bullock	0	0	0	0	24/25	21/26	0	87
Bernard	6	3	3	0			0	36
Higgins	6	0	6	0			0	36
Seibert	0	0	0	0	8/8	6/8	0	26
Boyd	4	0	4	0			0	24
Mixon	4	3	1	0			0	24
Burrow	3	3	0	0			0	18
Perine	3	3	0	0			0	18
Green	2	0	2	0			0	12
Finley	1	1	0	0			0	6
Sample	1	0	1	0			0	6
Thomas	1	0	1	0			0	6
Uzomah	1	0	1	0			0	6
B.Wilson	1	0	0	1			0	6
Team	33	13	19	1	32/33	27/34	0	311
Opponents	47	13	32	2	43/44	33/38	0	424

2-Pt Conv: Team 0-0. Opponents 0-3.

RUSHING	No.	Yds	Avg	LG	TD
Mixon	119	428	3.6	34t	3
Bernard	124	416	3.4	15	3
Perine	63	301	4.8	46t	3
T.Williams	26	157	6.0	55	0
Burrow	37	142	3.8	23t	3
Finley	11	66	6.0	23t	1
Boyd	5	49	9.8	25	0
S.Williams	2	46	23.0	39	0
Higgins	5	28	5.6	13	0
Bra. Allen	13	27	2.1	4	0
Erickson	5	7	1.4	7	0
Thomas	1	1	1.0	1	0
Team	411	1668	4.1	55	13
Opponents	463	2368	5.1	72t	13

RECEIVING	No.	Yds	Avg	LG	TD
Boyd	79	841	10.6	72t	4
Higgins	67	908	13.6	67	6
Green	47	523	11.1	33	2
Bernard	47	355	7.6	42	3
Sample	40	349	8.7	23	1
Mixon	21	138	6.6	19	1
Tate	14	150	10.7	19	0
Thomas	13	132	10.2	29	1
Erickson	12	139	11.6	42	0
Perine	11	66	6.0	15	0
Uzomah	8	87	10.9	23t	1
Carter	5	53	10.6	24	0
T.Williams	5	30	6.0	13	0
Ross	2	17	8.5	15	0
Irwin	1	5	5.0	5	0
Team	372	3793	10.2	72t	19
Opponents	340	3942	11.6	55	32

INTERCEPTIONS	No.	Yds	Avg	LG	TD
Bates	3	12	4.0	12	0
L.Wilson	2	0	0.0	0	0
Jackson	1	30	30.0	30	0
Alexander	1	21	21.0	21	0
Phillips	1	21	21.0	21	0
Davis-Gaither	1	0	0.0	0	0
Evans	1	0	0.0	0	0
Sims	1	0	0.0	0	0
Team	11	84	7.6	30	0
Opponents	11	23	2.1	12	0

PUNTING	No.	Yds	Avg	Net Bt	In20	LG	B
Huber	71	3350	47.2	42.8	7	19	72
Team	71	3350	47.2	42.8	7	19	72
Opponents	59	2797	47.4	41.4	6	21	63

PUNT

RETURNS	Ret	FC	Yds	Avg	LG	TD
Erickson	23	20	232	10.1	29	0
Team	23	20	232	10.1	29	0
Opponents	29	16	170	5.9	42	0

KICKOFF

RETURNS	No.	Yds	Avg	LG	TD
B.Wilson	24	629	26.2	103t	1
Erickson	3	71	23.7	24	0
Bernard	2	38	19.0	24	0
Kareem	1	13	13.0	13	0
Perine	1	13	13.0	13	0
Team	31	764	24.6	103t	1
Opponents	18	415	23.1	60	0

FIELD

GOALS	1-19	20-29	30-39	40-49	50+
Bullock	0/0	3/3	8/10	7/8	3/5
Seibert	0/0	0/0	5/5	1/2	0/1
Team	0/0	3/3	13/15	8/10	3/6
Opponents	1/1	9/9	9/10	10/11	4/7

SACKS

	No.
Lawson	5.5
Evans	2.0
Hubbard	2.0
A.Brown	1.0
Bynes	1.0
Dunlap	1.0
Hunt	1.0
Kareem	1.0
X.Williams	1.0
L.Wilson	1.0
Davis-Gaither	0.5
Team	17.0
Opponents	48.0

CINCINNATI BENGALS

RECORD HOLDERS

INDIVIDUAL RECORDS—CAREER

Category	Name	Performance
Rushing (Yds.)	Corey Dillon, 1997-2003	8,061
Passing (Yds.)	Ken Anderson, 1971-86	32,838
Passing (TDs)	Andy Dalton, 2011-19	204
Receiving (No.)	Chad Johnson, 2001-10	751
Receiving (Yds.)	Chad Johnson, 2001-10	10,783
Interceptions	Ken Riley, 1969-83	65
Punting (Avg.)	Kevin Huber, 2009-20	45.3
Punt Return (Avg.)	Adam Jones, 2010-17	11.4
Kickoff Return (Avg.)	Adam Jones, 2010-17	26.4
Field Goals	Jim Breech, 1980-92	225
Touchdowns (Tot.)	Pete Johnson, 1977-83	70
Points	Jim Breech, 1980-92	1,151
*Sacks	Carlos Dunlap, 2010-20	82.5

INDIVIDUAL RECORDS—SINGLE SEASON

Category	Name	Performance
Rushing (Yds.)	Rudi Johnson, 2005	1,458
Passing (Yds.)	Andy Dalton, 2013	4,293
Passing (TDs)	Andy Dalton, 2013	33
Receiving (No.)	T.J. Houshmandzadeh, 2007	112
Receiving (Yds.)	Chad Johnson, 2007	1,440
Interceptions	Deltha O'Neal, 2005	10
Punting (Avg.)	Kevin Huber, 2020	47.2
Punt Return (Avg.)	Lemar Parrish, 1974	18.8
Kickoff Return (Avg.)	Adam Jones, 2014	31.3
Field Goals	Mike Nugent, 2011	33
Touchdowns (Tot.)	Carl Pickens, 1995	17
Points	Mike Nugent, 2011	132
*Sacks	Carlos Dunlap, 2015	13.5

INDIVIDUAL RECORDS—SINGLE GAME

Category	Name	Performance
Rushing (Yds.)	Corey Dillon, 10-22-00	278
Passing (Yds.)	Boomer Esiason, 10-7-90	490
Passing (TDs)	Carson Palmer, 9-16-07	6
Receiving (No.)	Carl Pickens, 10-11-98	13
Receiving (Yds.)	Chad Johnson, 11-12-06	260
Interceptions	Many times	3
	Last time by Leon Hall, 12-21-08	
Field Goals	Shayne Graham, 11-11-07	7
Touchdowns (Tot.)	Larry Kinnebrew, 10-28-84	4
	Corey Dillon, 12-4-97	4
	Marvin Jones, 10-27-13	4
Points	Larry Kinnebrew, 10-28-84	24
	Corey Dillon, 12-4-97	24
	Marvin Jones, 10-27-13	24
*Sacks	Antwan Odom, 9-20-09	5.0

**Sacks became an official statistic in 1982.*

2021 COACHING STAFF

Zac Taylor, Head Coach

Pro Career: Zac Taylor is in his third season as head coach of the Cincinnati Bengals, after being named the 10th head coach in team history on Feb. 4, 2019. Taylor came to Cincinnati after two seasons with the L.A. Rams, where he served as assistant wide receivers coach in 2017 and quarterbacks coach in '18. Los Angeles won the NFC West with a 13-3 regular-season record and advanced to Super Bowl LIII against the New England Patriots. Taylor broke into NFL coaching in 2012 with the Miami Dolphins as assistant quarterbacks coach. He was elevated to quarterbacks coach from 2013-15. He spent the final five games of 2015 as the Dolphins' interim offensive coordinator and primary play-

caller. Career record: 6-25-1.

Background: Taylor played quarterback at Wake Forest (2002-03), Butler County (Kan.) CC (2004) and Nebraska (2005-06). In his senior season of 2006, Taylor was named Big 12 Offensive Player of the Year after passing for 3,197 yards and leading the Cornhuskers to a 9-3 record, an appearance in the Big 12 Championship Game and a berth in the Cotton Bowl. He was inducted into the Nebraska Football Hall of Fame in 2017. He joined the Tampa Bay Buccaneers as a college free agent in 2007, but was waived prior to the start of training camp. Later that year, he joined the Winnipeg Blue Bombers of the Canadian Football League, where he spent one season (did not play). Taylor

coached collegiately at Texas A&M (2008-11) and Cincinnati (2016).

Personal: Taylor was born on May 10, 1983, in Norman, Okla. He earned a bachelor's degree in communication studies from Nebraska in 2006. He and his wife, Sarah, have four children — Brooks, Luke, Emma Claire and Milly. Sarah is the daughter of former Green Bay Packers and Texas A&M head coach Mike Sherman. Taylor's father, Sherwood, was a defensive back and captain at Oklahoma (1976-79). Sherwood Taylor later served as an assistant coach at Oklahoma and Kansas State. Taylor's brother, Press, played quarterback at Marshall and is currently senior offensive assistant for the Indianapolis Colts.

CINCINNATI BENGALS

ASSISTANT COACHES

Lou Anarumo, defensive coordinator; born Aug. 18, 1966, Staten Island, N.Y. Attended Wagner. No pro playing experience. College coach: U.S. Merchant Marine Academy 1989-90 and 1992-94, Wagner 1990, Syracuse 1990-91, Harvard 1995-2000, Marshall 2001-03, Purdue 2004-11. Pro coach: Miami Dolphins 2012-17, New York Giants 2018. Joined Bengals in 2019.

Colt Anderson, assistant special teams, born Oct. 25, 1985, Butte, Mont. Defensive back Montana 2004-08. Pro defensive back: Minnesota Vikings 2009, Philadelphia Eagles 2010-13, Indianapolis Colts 2014-15, Buffalo Bills 2016-17. Pro coach: Joined Bengals in 2020.

Joey Boese, strength and conditioning; born Feb. 28, 1980, Chicago, Ill. Defensive back Wisconsin 1998-2001. Pro defensive back Calgary Stampeders (CFL) 2003-06. College coach: Texas A&M 2008-11, Fresno State 2012-15, Illinois 2016-18. Joined Bengals in 2019.

Brian Callahan, offensive coordinator; born June 10, 1984, Champaign, Ill. Quarterback UCLA 2002-05. No pro playing experience. College coach: UCLA 2006-07. Pro coach: Denver Broncos 2010-15, Detroit Lions 2016-17, Oakland Raiders 2018. Joined Bengals in 2019.

James Casey, tight ends; born Sept. 22, 1984, Fort Worth, Texas. Tight end Rice 2007-08. Pro tight end/fullback Houston Texans 2009-12, Philadelphia Eagles 2013-14, Denver Broncos 2015. College coach: Houston 2016-18. Pro coach: Joined Bengals in 2019.

Louie Cioffi, defensive quality control; born Sept. 21, 1973, Queens, N.Y. Attended State University of New York at Stony Brook. No college or pro playing experience. College coach: C.W. Post 1995-96, Southeastern Louisiana 2018. Pro coach: New York Jets 1993-94, Cincinnati Bengals 1997-2010, Arizona Cardinals 2011-12, Cleveland Browns 2013 and 2016, Tennessee Titans 2014-15, Atlanta Legends (AAF) 2019, D.C. Defenders (XFL) 2020. Re-joined Bengals in 2021.

Mark Duffner, senior defensive assistant; born July 19, 1953, Annandale, Va. Defensive lineman William & Mary 1972-74. No pro playing experience. College coach: Ohio State 1975-76, Cincinnati 1977-80, Holy Cross 1981-91 (head coach 1986-91), Maryland 1992-96 (head coach). Pro coach: Cincinnati Bengals 1997-

2002, Green Bay Packers 2003-05, Jacksonville Jaguars 2006-13, Miami Dolphins 2014-15, Tampa Bay Buccaneers 2016-18. Re-joined Bengals in 2019.

Al Golden, linebackers; born July 4, 1969, Colts Neck, N.J. Tight end Penn State 1987-91. Pro tight end New England Patriots 1992. College coach: Virginia 1994-96, Boston College 1997-99, Penn State 2000, Virginia 2001-05, Temple 2006-10 (head coach), Miami (Fla.) 2011-15 (head coach). Pro coach: Detroit Lions 2016-19. Joined Bengals in 2020.

Justin Hill, running backs; born Sept. 9, 1988, Dallas, Texas. Running back/linebacker Rice 2007-10. No pro playing experience. College coach: Iowa State 2011, Baylor 2012-14, Tulsa 2015-20. Pro coach: Joined Bengals in 2021.

Marion Hobby, defensive line; born Nov. 7, 1966, Birmingham, Ala. Defensive end Tennessee 1986-89. Pro defensive end New England Patriots 1990-92. College coach: Tennessee-Martin 1996, Louisiana-Lafayette 1996-97, Tennessee 1998, Mississippi 1999-2004, Duke 2008-10, Clemson 2011-16. Pro coach: New Orleans Saints 2006-07, Jacksonville Jaguars 2017-18, Miami Dolphins 2019-20. Joined Bengals in 2021.

Todd Hunt, assistant strength and conditioning; born Feb. 11, 1992, Stamford, Conn. Defensive end Fresno State 2012-15. No pro playing experience. College coach: Fresno State 2016-17, Illinois 2018. Pro coach: Joined Bengals in 2019.

Steve Jackson, secondary/cornerbacks; born April 8, 1969, Houston, Texas. Defensive back Purdue 1987-90. Pro defensive back Houston Oilers/Tennessee Titans 1991-99. Pro coach: Buffalo Bills 2001-03, Washington Redskins 2004-11, Detroit Lions 2013, Tennessee Titans 2016-17, New York Jets 2018-19. Re-joined Bengals in 2020.

Jordan Kovacs, defensive quality control; born June 12, 1990, Curtice, Ohio. Safety Michigan 2009-12. Pro safety Miami Dolphins 2013-15. College coach: Michigan 2017-18. Pro coach: Joined Bengals in 2019.

Brad Kragthorpe, assistant wide receivers; born March 2, 1992, Flagstaff, Ariz. Quarterback Idaho State 2011, Louisiana State 2012-15. No pro playing experience. College coach: Utah State 2016-17, Louisiana State 2018. Pro coach: Joined Bengals in 2019.

Robert Livingston, secondary/safeties; born Nov. 29, 1985, Hendersonville, N.C. Safety, William & Mary 2007-09. No pro playing experience. College coach: Furman 2010, Vanderbilt 2011. Pro coach: Joined Bengals (in player personnel) in 2012.

Ben Martin, assistant offensive line; born May 3, 1983, Boston, Mass. Offensive lineman Trinity (Conn.) College 2001-05. No pro playing experience. College coach: Curry (Mass.) College 2007, Merrimack (Mass.) College 2008-09, Texas A&M 2010-11, Princeton 2012, Wagner College 2013, Union (N.Y.) College 2016-17, Bryant 2018. Pro coach: Miami Dolphins 2014-15. Joined Bengals in 2019.

Dan Pitcher, quarterbacks; born Jan. 13, 1987, Cortland, N.Y. Quarterback Cortland State 2008-11. No pro playing experience. College coach: Cortland State 2012. Pro coach: Joined Bengals in 2016.

Frank Pollack, offensive line/run game coordinator; born Nov. 5, 1967, Camp Springs, Md. Offensive tackle/guard Northern Arizona 1985-89. Pro tackle/guard San Francisco 49ers 1990-97. College coach: Northern Arizona 2005-06. Pro coach: Houston Texans 2007-2011, Oakland Raiders 2012, Dallas Cowboys 2013-17, Cincinnati Bengals 2018, N.Y. Jets 2019-20. Re-joined Bengals in 2021.

Darrin Simmons, assistant head coach/special teams coordinator; born April 9, 1973, Elkhart, Kan. Punter Kansas 1993-95. No pro playing experience. College coach: Kansas 1996, Minnesota 1997. Pro coach: Baltimore Ravens 1998, Carolina Panthers 1999-2002. Joined Bengals in 2003.

Garrett Swanson, assistant strength and conditioning; born June 24, 1994, Riverside, Calif. Punter/kicker Fresno State 2012-15. Pro punter Arizona Cardinals 2016. College coach: Illinois 2017-18. Pro coach: Joined Bengals in 2019.

Troy Walters, wide receivers, born Dec. 15, 1976, Bloomington, Ind. Wide receiver Stanford 1995-99. Pro wide receiver Minnesota Vikings 2000-01, Indianapolis Colts 2002-05, Arizona Cardinals 2006, Detroit Lions 2007. College coach: Indiana State 2009, Texas A&M 2010-11, North Carolina State 2012, Colorado 2013-15, Central Florida 2016-17, Nebraska 2018-19. Pro coach: Joined Bengals in 2020.

CINCINNATI BENGALS

2021 VETERAN ROSTER

No.	Name	Pos.	Ht.	Wt.	Birthdate	NFL		Hometown	How Acq.	'20 Games/	
						Exp.	College			Starts	Starts
77	Adeniji, Hakeem	OT	6-4	302	12/8/1997	2	Kansas	Garland, Texas	D6-'20		15/5
8	Allen, Brandon	QB	6-2	209	9/5/1992	5	Arkansas	Fayetteville, Ark.	FA-'20		5/5
37	Allen, Ricardo	S	5-9	186	12/18/1991	7	Purdue	Daytona Beach, Fla.	FA-'21		12/12*
20	Apple, Eli	CB	6-1	203	8/9/1995	6	Ohio State	Voorhees, N.J.	FA-'21		2/0*
22	Awuzie, Chidobe	CB	6-0	202	5/24/1995	5	Colorado	San Jose, Calif.	UFA(Dall.)-'21		8/6*
51	Bailey, Markus	LB	6-0	235	3/7/1997	2	Purdue	Columbus, Ohio	D7-'20		11/0
30	Bates, Jessie, III	S	6-1	200	2/26/1997	4	Wake Forest	Fort Wayne, Ind.	D2-'18		16/16
24	Bell, Vonn	S	5-11	205	12/12/1994	6	Ohio State	Rossville, Ga.	UFA(N.O.)-'20		16/16
91	Bledsoe, Amani	DE	6-4	280	2/6/1998	2	Oklahoma	Lawrence, Kan.	FA-'20		14/4
83	Boyd, Tyler	WR	6-2	203	11/15/1994	6	Pittsburgh	Clairton, Pa.	D2-'16		15/8
27	Brown, Tony	CB	6-0	198	7/13/1995	4	Alabama	Beaumont, Texas	W(G.B.)-'20		13/1
9	Burrow, Joe	QB	6-4	221	12/10/1996	2	LSU	Athens, Ohio	D1-'20		10/10
76	Daniels, Mike	DT	6-0	310	5/5/1989	10	Iowa	Stratford, N.J.	FA-'20		11/11
37	Davis, Jalen	CB	5-10	185	2/2/1996	2	Utah State	La Mesa, Calif.	FA-'20		6/0
59	Davis-Gaither, Akeem	LB	6-2	224	9/21/1997	2	Appalachian State	Thomasville, N.C.	D4-'20		16/2
50	Evans, Jordan	LB	6-3	242	1/27/1995	5	Oklahoma	Norman, Okla.	D6a-'17		15/0
46	Harris, Clark	LS	6-5	205	7/10/1984	13	Rutgers	Manahawkin, N.J.	FA-'09		16/0
41	Henderson, Trayvon	S	6-0	205	8/15/1995	2	Hawaii	Sacramento, Calif.	FA-'18		4/0
91	Hendrickson, Trey	DE	6-4	270	12/5/1994	5	Florida Atlantic	Apopka, Fla.	UFA(N.O.)-'21		15/15*
85	Higgins, Tee	WR	6-4	216	1/18/1999	2	Clemson	Oak Ridge, Tenn.	D2-'20		16/14
21	Hilton, Mike	CB	5-9	184	3/9/1994	5	Mississippi	Fayetteville, Ga.	UFA(Pitt.)-'21		12/6*
66	Hopkins, Trey	C	6-3	316	7/6/1992	6	Texas	Houston, Texas	FA-'14		15/15
94	Hubbard, Sam	DE	6-5	265	6/29/1995	4	Ohio State	Cincinnati, Ohio	D3a-'18		13/13
10	Huber, Kevin	P	6-1	210	7/16/1985	13	Cincinnati	Cincinnati, Ohio	D5-'09		16/0
74	Johnson, Fred	OT	6-6	325	6/5/1997	3	Florida	West Palm Beach, Fla.	W(Pitt.)-'19		12/6
60	Jordan, Michael	G	6-6	315	1/25/1998	3	Ohio State	Canton, Mich.	D4c-'19		14/10
90	Kareem, Khalid	DE	6-4	268	4/28/1998	2	Notre Dame	Detroit, Mich.	D5-'20		16/0
69	McKenzie, Kahli	DT	6-3	320	1/3/1997	3	Tennessee	Green Bay, Wis.	FA-'20		7/0
28	Mixon, Joe	HB	6-1	220	7/24/1996	5	Oklahoma	Oakley, Calif.	D2-'17		6/6
17	Morgan, Stanley	WR	6-0	205	9/7/1996	3	Nebraska	New Orleans, La.	FA-'19		6/0
81	Moss, Thaddeus	TE	6-3	249	5/14/1998	2	LSU	Charlotte, N.C.	W(Wash.)-'21		0*
65	Ogunjobi, Larry	DT	6-3	305	6/3/1994	5	North Carolina-Charlotte	Greensboro, N.C.	UFA(Cle.)-'21		15/15*
34	Perine, Samaje	HB	5-11	240	9/16/1995	5	Oklahoma	Pflugerville, Texas	W(Mia.)-'20		16/1
23	Phillips, Darius	CB	5-10	190	6/26/1995	4	Western Michigan	Detroit, Mich.	D5c-'18		12/8
57	Pratt, Germaine	LB	6-3	245	5/21/1996	3	North Carolina State	High Point, N.C.	D3-'19		16/15
53	Price, Billy	C	6-4	310	10/11/1994	4	Ohio State	Austintown, Ohio	D1-'18		16/1
71	Prince, Isaiah	OT	6-7	305	7/29/1997	2	Ohio State	Greenbelt, Md.	W(Mia.)-'19		0*
98	Reader, D.J.	DT	6-3	347	7/1/1994	6	Clemson	Greensboro, N.C.	UFA(Hou.)-'20		5/5
71	Reiff, Riley	OT	6-6	305	12/1/1988	10	Iowa	Parkston, S.C.	FA-'21		15/15*
89	Sample, Drew	TE	6-5	258	4/16/1996	3	Washington	Bellevue, Wash.	D2-'19		16/13
86	Schreck, Mason	TE	6-5	252	11/4/1993	4	Buffalo	Medina, Ohio	D7-'17		14/1
3	Seibert, Austin	K	5-9	214	11/15/1996	3	Oklahoma	Belleville, Ill.	W(Cle.)-'20		4/0
67	Spain, Quinton	G	6-4	330	8/7/1991	7	West Virginia	Petersburg, Va.	FA-'20		9/8
72	Su'a-Filo, Xavier	G	6-4	310	1/1/1991	8	UCLA	American Fork, Utah	UFA(Dall.)-'20		6/5
65	Sutherland, Keaton	G	6-5	315	2/12/1997	3	Texas A&M	Flower Mound, Texas	FA-'20		1/0
19	Tate, Auden	WR	6-5	228	2/3/1997	4	Florida State	Irmo, S.C.	D7c-'18		9/2
11	Taylor, Trent	WR	5-8	181	4/30/94	5	Louisiana Tech	Shreveport, La.	FA-'21		12/1*
80	Thomas, Mike	WR	6-1	189	8/16/1994	6	Southern Mississippi	Chicago, Ill.	UFA(LARams)-'20		14/0
91	Tupou, Josh	DT	6-3	345	5/2/1994	4	Colorado	Long Beach, Calif.	FA-'17		0*
87	Uzomah, C.J.	TE	6-6	260	1/14/1993	7	Auburn	Suwanee, Ga.	D5-'15		2/2
26	Waynes, Trae	CB	6-0	190	7/25/1992	7	Michigan State	Kenosha, Wis.	UFA(Minn.)-'20		0*
73	Williams, Jonah	OT	6-5	305	11/17/1997	3	Alabama	Folsom, Calif.	D1-'19		10/10
32	Williams, Trayveon	HB	5-8	206	10/18/1997	3	Texas A&M	Houston, Texas	D6a-'19		10/0
40	Wilson, Brandon	S	5-10	200	7/27/1994	5	Houston	Shreveport, La.	D6b-'17		15/0
55	Wilson, Logan	LB	6-2	241	7/8/1996	2	Wyoming	Casper, Wyo.	D3-'20		12/2
95	Wren, Renell	DT	6-5	318	10/23/1995	3	Arizona State	St. Louis, Mo.	D4b-'19		0*

CINCINNATI BENGALS

* Allen played 12 games with Atlanta; Apple played two games with Carolina; Awuzie played eight games with Dallas; Hendrickson played 15 games with New Orleans; Hilton played 12 games with Pittsburgh; Hunt played four games with New Orleans and nine games with Cincinnati; Moss missed '20 season because of injury; Ogunjobi played 15 games with Cleveland; Prince opted out of '20 season; Reiff played 15 games with Minnesota; Taylor played 12 games with San Francisco; Tupou opted out of '20 season; Waynes missed '20 season because of injury; Wren missed '20 season because of injury.

Unrestricted free agent; subject to developments.

Players lost through free agency (nine): Mackensie Alexander (MIN, 13 games in '20); Randy Bullock (DET, 12); Cethan Carter (MIA, 15); Alex Erickson (HOU, 16); A.J. Green (ARI, 16); William Jackson (WAS, 14); Carl Lawson (NYJ, 16); John Ross III (NYG, three); Shawn Williams (ARI, 13).

Also played with Bengals in '20—Geno Atkins (eight games), Giovanni Bernard (16), Andrew Brown (four), Shaq Calhoun (one), Carlos Dunlap (seven), Ryan Finley (five), B.J. Finney (one), Bobby Hart (14).

FIRST-YEAR ROSTER

Name	Pos.	Ht.	Wt.	Birthdate	College	Hometown	How Acq.
Akinmoladun, Freedom (1)	DT	6-3	284	2/11/1996	Nebraska	Grandview, Mo.	FA-'19
Carman, Jackson	G	6-5	322	1/22/2000	Clemson	Fairfield, Ohio	D2
Chase, Ja'Marr	WR	6-0	201	3/1/2000	LSU	Metairie, La.	D1
Chrisman, Drue	P	6-3	209	6/30/1997	Ohio State	Lawrenceburg, Ind.	FA
Dungey, Eric (1)	QB	6-3	226	6/12/96	Syracuse	Lake Oswego, Ore.	FA
Evans, Chris	HB	5-11	211	10/5/1997	Michigan	Indianapolis, Ind.	D6b
Godsil, Dan (1)	LS	6-4	240	8/19/1996	Indiana	Ottawa, Ohio	FA-'20
Hill, Trey	C/G	6-4	319	1/23/2000	Georgia	Warner Robins, Ga.	D6a
Hodge, Darius	LB	6-1	248	7/3/1998	Marshall	Wake Forest, N.C.	FA
Hubert, Wyatt	DE	6-3	258	6/13/1998	Kansas State	Topeka, Kan.	D7
Irwin, Trenton (1)	WR	6-2	207	12/10/1995	Stanford	Valencia, Calif.	FA-'19
Jones, Keandre (1)	LB	6-3	220	9/24/1997	Maryland	Olney, Md.	FA-'20
Lewis, Donnie (1)	CB	6-0	195	7/21/1996	Tulane	Baton Rouge, La.	FA-'20
Lees, Riley	WR	6-0	192	6/2/1998	Northwestern	Libertyville, Ill.	FA
McPherson, Evan	K	5-11	185	7/21/1999	Florida	Fort Payne, Ala.	D5
O'Grady, Cheyenne	TE	6-4	253	9/20/96	Arkansas	Fayetteville, Ark.	FA
Ossai, Joseph	DE	6-4	256	4/12/2000	Texas	Ketu Ijanikin, Lagos, Nigeria	D3
Patrick, Jacques (1)	HB	6-2	231	1/7/1997	Florida State	Orlando, Fla.	FA-'20
Phillips, Antonio	CB	5-11	193	12/9/1998	Ball State	St. Louis, Mo.	FA
Rose, Winston (1)	CB	6-0	180	11/29/1993	New Mexico	Inglewood, Calif.	FA-'20
Sample, Cam	DE	6-3	267	9/20/1999	Tulane	Snellville, Ga.	D4a
Shelvin, Tyler	DT	6-2	350	7/22/1998	LSU	Lafayette, La.	D4b
Shurmur, Kyle (1)	QB	6-4	225	11/6/1996	Vanderbilt	Philadelphia, Pa.	FA-'20
Smith, D'Ante	OT	6-5	305	6/9/1998	East Carolina	Augusta, Ga.	D4c
Washington, Scotty (1)	WR	6-5	217	7/26/1997	Wake Forest	Washington, D.C.	FA-'20
Wells, Pro	TE	6-3	249	7/20/1998	TCU	St. Petersburg, Fla.	FA
Wilcox, Mitchell (1)	TE	6-4	247	11/7/1996	South Florida	Tarpon Springs, Fla.	FA-'20
Williams, Pooka, Jr.	HB	5-9	175	6/19/1999	Kansas	New Orleans, La.	FA

The term **NFL Rookie** is defined as a player who is in his first season of professional football and has not been on the roster of another professional football team for any regular-season or postseason games. A **Rookie** is designated by an "R" on NFL rosters. Players who have been active in another professional football league or players who have NFL experience, including either preseason training camp or being on an Active List or Inactive List, or on Reserve/Injured or Reserve/Physically Unable to Perform for fewer than six regular-season games, are termed **NFL First-Year Players**. An **NFL First-Year Player** is designated by a "1" on NFL rosters. Thereafter, a player is credited with an additional year of experience for each season in which he accumulates six games on the Active List or Inactive List, or on Reserve/Injured or Reserve/Physically Unable to Perform.

Log on to www.bengals.com for an up-to-date roster.

CLEVELAND BROWNS

2020 TEAM RECORD

REGULAR SEASON (11-5)

Date	Opponent	Result
Sept. 13	at Baltimore	L 6-38
Sept. 17	CINCINNATI	W 35-30
Sept. 27	WASHINGTON	W 34-20
Oct. 4	at Dallas	W 49-38
Oct. 11	INDIANAPOLIS	W 32-23
Oct. 18	at Pittsburgh	L 7-38
Oct. 25	at Cincinnati	W 37-34
Nov. 1	LAS VEGAS	L 6-16
Nov. 15	HOUSTON	W 10-7
Nov. 22	PHILADELPHIA	W 22-17
Nov. 29	at Jacksonville	W 27-25
Dec. 6	at Tennessee	W 41-35
Dec. 14	BALTIMORE	L 42-47
Dec. 20	at N.Y. Giants	W 20-6
Dec. 27	at N.Y. Jets	L 16-23
Jan. 3	PITTSBURGH	W 24-22

POSTSEASON (1-1)

Date	Opponent	Result
Jan. 10	at Pittsburgh	W 48-37
Jan. 17	at Kansas City	L 17-22

SCORE BY PERIODS

	1	2	3	4	OT	Total
Team	63	157	65	123	0	408
Opponents	78	100	93	148	0	419

2020 TEAM STATISTICS

	Team	Opp.
Total First Downs	355	352
Rushing	133	116
Passing	195	214
Penalty	27	22
3rd Down: Made/Att	88/196	90/205
3rd Down Pct.	44.9	43.9
4th Down: Made/Att	8/24	22/27
4th Down Pct.	33.3	81.5
Possession Avg.	30:54	29:06
Total Net Yards	5913	5735
Avg. Per Game	369.6	358.4
Total Plays	1022	1035
Avg. Per Play	5.8	5.5
Net Yards Rushing	2374	1773
Avg. Per Game	148.4	110.8
Total Rushes	495	412
Net Yards Passing	3539	3962
Avg. Per Game	221.2	247.6
Sacked/Yards Lost	26/162	38/262
Gross Yards	3701	4224
Att./Completions	501/315	585/371
Completion Pct.	62.9	63.4
Had Intercepted	8	11
Punts/Average	51/44.0	50/43.4
Net Punting Avg.	51/38.3	50/39.9
Penalties/Yards	100/870	84/690
Fumbles/Ball Lost	23/8	23/10
Touchdowns	50	50
Rushing	21	16
Passing	27	31
Returns	2	3

2020 INDIVIDUAL STATISTICS

PASSING	Att	Cmp	Yds	Cmp%	Yds/Att	TD	Int	Int%	LG	Sk/Lost	Rtng	
Mayfield	486	305	3563	62.8	7.33	26	5.3	8	1.6	75t	26/162	95.9
Keenum	10	5	46	50.0	4.60	0	0.0	0	0.0	24	0/0	62.9
Landry	4	4	74	100.0	18.50	1	25.0	0	0.0	37t	0/0	158.3
Beckham	1	1	18	100.0	18.00	0	0.0	0	0.0	18	0/0	118.8
Team	501	315	3701	62.9	7.39	27	5.4	8	1.6	75t	26/162	96.6
Opponents	585	371	4224	63.4	7.22	31	5.3	11	1.9	47	38/262	94.8

TD TD TD TD		SCORING		PAT		FG		Saf		Pts	
Tot	Ru	Rec	Rt								
Parkey	0	0	0	0	43/47	19/22	0	100			
Chubb	12	12	0	0			0	72			
Hunt	11	6	5	0			0	66			
Beckham	4	1	3	0			0	24			
Higgins	4	0	4	0			0	24			
Hooper	4	0	4	0			0	24			
Landry	4	1	3	0			0	24			
Bryant	3	0	3	0			0	18			
Peoples-Jones	2	0	2	0			0	14			
Njoku	2	0	2	0			0	12			
Harrison	1	0	1	0			0	6			
Lamm	1	0	1	0			0	6			
Mayfield	1	1	0	0			0	6			
Takitaki	1	0	0	1			0	6			
Carlson	0	0	0	0			0	2			
Vernon	0	0	0	0			1	2			
Gillan	0	0	0	0	0/0	0/1	0	0			
Seibert	0	0	0	0	0/1	0/1	0	0			
Team	50	21	27	2	43/48	19/24	2	408			
Opponents	50	16	31	3	38/41	23/27	1	419			

2-Pt Conv: Carlson, Peoples-Jones. Team 2-2.
Opponents 5-9.

RUSHING	No.	Yds	Avg	LG	TD
Chubb	190	1067	5.6	59	12
Hunt	198	841	4.2	33	6
D.Johnson	33	166	5.0	28	0
Mayfield	54	165	3.1	28	1
Beckham	3	72	24.0	50t	1
Hilliard	9	48	5.3	19	0
Landry	4	10	2.5	5	1
Janovich	2	4	2.0	2	0
Natson	1	3	3.0	3	0
Gillan	1	-2	-2.0	-2	0
Team	495	2374	4.8	59	21
Opponents	412	1773	4.3	44	16

RECEIVING	No.	Yds	Avg	LG	TD
Landry	72	840	11.7	32	3
Hooper	46	435	9.5	36	4
Hunt	38	304	8.0	26	5
Higgins	37	599	16.2	43	4
Bryant	24	238	9.9	35	3
Beckham	23	319	13.9	43t	3
Njoku	19	213	11.2	28	2
Hall	1	12	12.0	12	0
Chubb	16	150	9.4	26	0
Peoples-Jones	14	304	21.7	75t	2
Hodge	11	180	16.4	42	0
Bradley	5	60	12.0	22	0
D.Johnson	3	14	4.7	5	0
Janovich	2	13	6.5	13	0
Carlson	1	11	11.0	11	0
Mayfield	1	6	6.0	6	0
Hilliard	1	2	2.0	2	0
Lamm	1	1	1.0	1t	1
Team	315	3701	11.7	75t	27
Opponents	371	4224	11.4	47	31

INTERCEPTIONS	No.	Yds	Avg	LG	TD
Stewart	2	51	25.5	30	0
Goodson	2	7	3.5	7	0
Ward	2	0	0.0	0	0
Takitaki	1	50	50.0	50t	1
Joseph	1	49	49.0	49	0
Harrison	1	47	47.0	47t	1
Redwine	1	8	8.0	8	0
M.Smith	1	2	2.0	2	0
Team	11	214	19.5	50t	2
Opponents	8	127	15.9	33t	1

PUNTING	No.	Yds	Avg	Net TB	IN	LG	B
Gillan	51	2244	44.0	38.3	3	14	59
Team	51	2244	44.0	38.3	3	14	59
Opponents	50	2171	43.4	39.9	3	22	64

PUNT RETURNS	Ret	FC	Yds	Avg	LG	TD
D.Johnson	3	4	13	4.3	10	0
Natson	3	0	25	8.3	13	0
Team	24	11	115	4.8	13	0
Opponents	25	15	229	9.2	27	0

KICKOFF RETURNS	No.	Yds	Avg	LG	TD
Peoples-Jones	18	379	21.1	33	0
D.Johnson	14	351	25.1	43	0
Hilliard	2	21	10.5	13	0
Janovich	1	13	13.0	13	0
Natson	1	31	31.0	31	0
Team	36	795	22.1	43	0
Opponents	38	998	26.3	101t	1

FIELD GOALS	1-19	20-29	30-39	40-49	50+
Parkey	0/0	5/5	4/6	10/11	0/0
Gillan	0/0	0/0	0/0	0/0	0/1
Seibert	0/0	0/0	0/0	0/1	0/0
Team	0/0	5/5	4/6	10/12	0/1
Opponents	0/0	7/7	9/9	5/7	2/4

SACKS	No.
Garrett	12.0
Vernon	9.0
Richardson	4.5
Clayborn	3.5
Ogunjobi	2.5
Harrison	1.0
M.Smith	1.0
Stewart	1.0
Takitaki	1.0
Thomas	1.0
Goodson	0.5
K. Johnson	0.5
Redwine	0.5
Team	38.0
Opponents	26.0

CLEVELAND BROWNS

RECORD HOLDERS

INDIVIDUAL RECORDS—CAREER

Category	Name	Performance
Rushing (Yds.)	Jim Brown, 1957-65	12,312
Passing (Yds.)	Brian Sipe, 1974-83	23,713
Passing (TDs)	Brian Sipe, 1974-83	154
Receiving (No.)	Ozzie Newsome, 1978-90	662
Receiving (Yds.)	Ozzie Newsome, 1978-90	7,980
Interceptions	Thom Darden, 1972-74, 1976-81	45
Punting (Avg.)	Dave Zastudil, 2006-10	44.1
Punt Return (Avg.)	Greg Pruitt, 1973-81	11.8
Kickoff Return (Avg.)	Greg Pruitt, 1973-81	26.3
Field Goals	Phil Dawson, 1999-2012	305
Touchdowns (Tot.)	Jim Brown, 1957-65	126
Points	Lou Groza, 1950-59, 1961-67	1,349
*Sacks	Clay Matthews, 1978-93	62.0

INDIVIDUAL RECORDS—SINGLE SEASON

Category	Name	Performance
Rushing (Yds.)	Jim Brown, 1963	1,863
Passing (Yds.)	Brian Sipe, 1980	4,132
Passing (TDs)	Brian Sipe, 1980	30
Receiving (No.)	Ozzie Newsome, 1983	89
	Ozzie Newsome, 1984	89
	Kellen Winslow, 2006	89
Receiving (Yds.)	Josh Gordon, 2013	1,646
Interceptions	Thom Darden, 1978	10
	Anthony Henry, 2001	10
Punting (Avg.)	Britton Colquitt, 2017	47.6
Punt Return (Avg.)	Leroy Kelly, 1965	15.6
Kickoff Return (Avg.)	Billy Lefear, 1975	31.7
Field Goals	Phil Dawson, 2008	30
Touchdowns (Tot.)	Jim Brown, 1965	21
Points	Jim Brown, 1965	126
*Sacks	Reggie Camp, 1984	14.0

INDIVIDUAL RECORDS—SINGLE GAME

Category	Name	Performance
Rushing (Yds.)	Jerome Harrison, 12-20-09	286
Passing (Yds.)	Josh McCown, 10-11-15	457
Passing (TDs)	Frank Ryan, 12-12-64	5
	Bill Nelsen, 11-2-69	5
	Brian Sipe, 10-7-79	5
	Kelly Holcomb, 11-28-04	5
	Derek Anderson, 9-16-07	5
Receiving (No.)	Ozzie Newsome, 10-14-84	14
	Josh Gordon, 11-24-13	14
Receiving (Yds.)	Josh Gordon, 12-1-13	261
Interceptions	Many times	3
	Last time by Anthony Henry, 11-18-01	
Field Goals	Phil Dawson, 11-5-06	6
Touchdowns (Tot.)	Dub Jones, 11-25-51	**6
Points	Dub Jones, 11-25-51	36
*Sacks	Andra Davis, 11-9-03	4.0

*Sacks became an official statistic in 1982; **NFL Record

2021 COACHING STAFF

Kevin Stefanski, Head Coach

Pro Career: Kevin Stefanski, 2020 NFL Coach of the Year, enters his second season as the Cleveland Browns head coach after being named the 18th full-time head coach in franchise history by Managing and Principal Partners Dee and Jimmy Haslam on Jan. 13, 2020. Stefanski spent 14 seasons (2006-19) with the Minnesota Vikings and moved up the coaching ladder from assistant to the head coach to offensive coordinator. In his first season with the Browns, Stefanski led the team to its first playoff appear-

ance since 2002 and first playoff victory in 26 years. He notched the most wins (11) by a first-year Browns head coach since Hall of Famer Paul Brown had 12 in the team's inaugural season in 1946. Stefanski's winning percentage (.688) was the best since Blanton Collier (.714) in 1963 and the third-best overall in franchise history. Stefanski's 11 regular-season wins were the most by any first-year head coach in 2020 and marked just the 11th time since 1970 a first-year coach has won 11-or-more games. He originally joined the Vikings in 2006 as an assistant

to the head coach before serving as assistant quarterbacks coach from 2009-13, two seasons leading the tight ends group (2014-15), one season (2016) as running backs coach and two seasons coaching the quarterbacks (2017-18). He added the role of interim offensive coordinator for the final three games of the 2018 season prior to being named the team's offensive coordinator in 2019. Career record: 12-6.

Background: Stefanski played defensive back at Pennsylvania (2000-04) and earned a bachelor's degree in communications.

CLEVELAND BROWNS

Personal: Born April 8, 1982, Stefanski is a native of Philadelphia, Pa. He and his wife, Michelle, have two sons, Will and Gabe, and one daughter, Juliet.

ASSISTANT COACHES

Ben Bloom, run game coordinator; born Oct. 17, 1982, Wellesley, Mass. Offensive line Tufts 2001-04. No pro playing experience. College coach: Tufts 2005-07, Harvard 2008. Pro coach: Cleveland Browns 2009-10, Dallas Cowboys 2011-19. Rejoined Browns in 2020.

Stephen Bravo-Brown, defensive quality control; born May 1, 1991, North Lauderdale, Fla. Wide receiver South Florida 2010-13. No pro playing experience. College coach: Waldorf 2015, Wake Forest 2016-18, Missouri State 2019. Pro coach: Joined Browns in 2020.

Callie Brownson, chief of staff; born Oct. 15, 1989, Alexandria, Va. No college playing experience. Pro safety/running back/slot receiver D.C. Divas (WFA) 2010-17. College coach: Dartmouth 2018. Pro coach: Buffalo Bills 2019. Joined Browns in 2020.

Bill Callahan, offensive line; born July 31, 1956, Chicago, Ill. Quarterback Illinois Benedictine 1975-77. No pro playing experience. College coach: Illinois 1980-86, Northern Arizona 1987-88, Southern Illinois 1989, Wisconsin 1990-94, Nebraska 2004-07 (head coach). Pro coach: Philadelphia Eagles 1995-97, Oakland Raiders 1998-2003 (head coach 2002-03), New York Jets 2008-11, Dallas Cowboys 2012-14, Washington Redskins 2015-2019. Joined Browns in 2020.

Josh Christovich, strength and conditioning assistant/sports science; born Aug. 27, 1990, Woodbridge, Va. No college or pro playing experience. College coach: James Madison 2010-13, East Tennessee State 2013-15, North Carolina State 2015-16. Pro coach: Joined Browns in 2016.

Doug Colman, assistant special teams; born June 4, 1973, Ventnor, N.J. Linebacker Nebraska 1991-95. Pro linebacker New York Giants 1996-98, Tennessee Titans 1999, Oakland Raiders 2000, Cleveland Browns 2000, New York Jets 2001. College coach: Tulane 2010-11, Coastal Carolina 2012-13. Pro coach: Amsterdam Admirals (NFL Europe) 2007, Houston Texans 2014-17, Dallas Cowboys 2018. Joined Browns in 2019.

Ryan Cordell, coaching assistant; born May 12, 1990, Bel Air, Md. Attended Notre Dame. No college or pro playing experience. Pro coach: San Francisco 49ers 2015-18. Joined Browns in 2019.

Jonathan Decoster, offensive quality control; born July 27, 1987, Hollywood, Fla. Offensive lineman Louisiana-Lafayette 2006-10. No pro playing experience. College coach: Nevada 2013-14, West Virginia State 2015-16, Louisiana State 2017-19, Old Dominion 2020. Pro coach: Joined Browns in 2021.

Jeremy Garrett, assistant defensive line; born May 18, 1985, Senatobia, Miss. Defensive lineman Mississippi 2003-07. No pro playing experience. College coach: Vanderbilt 2019. Pro coach: Joined Browns in 2020.

Monty Gibson, strength and conditioning; born Jan. 7, 1971, San Angelo, Texas. No college or pro playing experience. College coach: Texas A&M 2000-18. Pro coach: Joined Browns in 2018.

Jeff Howard, pass game coordinator/defensive backs; born Jan. 13, 1982, Portales, N.M. Linebacker Eastern New Mexico 2001-04. No pro playing experience. College coach: Texas Tech 2011-12. Pro coach: Minnesota Vikings 2013-19. Joined Browns in 2020.

Shaun Huls, director of high performance; born Oct. 22, 1970, Merrill, Iowa. Attended Nebraska. No college or pro playing experience. College coach: Nebraska 1996-2001, Nevada 1997, Hampton 2002-06. Pro coach: Philadelphia Eagles 2013-19. Joined Browns in 2020.

Larry Jackson, director of strength and conditioning; born Oct. 7, 1971, Rockdale, Texas. Defensive end Texas A&M 1991-94. Pro defensive end Denver Broncos 1995, Arizona Cardinals 1996, Miami Dolphins 1997, Barcelona Dragons (NFL Europe) 1998. College coach: Texas A&M 1998-2004, 2012-16, Oklahoma 2004-05, Houston 2006-11. Pro coach: Los Angeles Chargers 2017. Joined Browns in 2018.

Dale Jones, strength and conditioning assistant; born Sept. 21, 1970, Warsaw, Ind. No college or pro playing experience. College coach: SMU 1997, North Texas 1997-98, Houston 2001-13, Texas A&M 2013-17, Notre Dame 2017. Pro coach: Joined Browns in 2018.

Chris Kiffin, defensive line; born Jan. 19, 1982, Tampa, Fla. Defensive tackle Colorado State 2000-05. No pro playing experience. College coach: Idaho 2005-06, Mississippi 2007, Nebraska 2008-09, Southern California 2010, Arkansas State 2011, Mississippi 2012-16, Florida Atlantic 2017. Pro coach: San Francisco 49ers 2018-19. Joined Browns in 2020.

Brandon Lynch, assistant defensive backs; born Jan. 31, 1982, Augusta, Ga. Linebacker Middle Tennessee State 2000-03. Pro defensive back Tennessee Titans 2004, Indianapolis Colts 2005-06, Saskatchewan Roughriders (CFL) 2007-09. College coach: Lenoir-Rhyne 2011-13, Northern Iowa 2013-16, East Carolina 2017-19. Pro coach: Sacramento Mountain Lions (UFL) 2011. Joined Browns in 2020.

Evan Marcus, strength and conditioning assistant; born Jan. 2, 1968, Union, N.J. Offensive line Ithaca 1986-89. No pro playing experience. College coach: Arizona State 1991-92, Rutgers 1993, Maryland 1994, Texas 1995-97, Louisville 1998-99, Virginia 2003-06, 2011-13. Pro coach: Atlanta Falcons 2007, Miami Dolphins 2008-10, Minnesota Vikings 2014-15. Joined Browns in 2016.

T.C. McCartney, offensive assistant; born April 24, 1989, Boulder, Colo. Quarterback LSU 2007-10. No pro playing experience. College coach: LSU 2011 and 2016, Colorado 2012-13. Pro coach: Cleveland Browns 2014, San Francisco 49ers 2015 and 2017-18, Denver Broncos 2019. Rejoined Browns in 2020.

Stump Mitchell, run game coordinator/running backs; born March 15, 1959, Kingsland, Ga. Running back The Citadel 1977-80. Pro running back St. Louis/Phoenix Cardinals 1981-89, Kansas City Chiefs 1990, Arizona Rattlers (AFL)

1993. College coach: Morgan State 1995-98 (head coach), Southern 2010-12 (head coach). Pro coach: San Antonio Rough Riders (WIAF) 1991, Seattle Seahawks 1999-2007, Washington Redskins 2008-09, Arizona Cardinals 2013-16, New York Jets 2017. Joined Browns in 2019.

Chad O'Shea, pass game coordinator/ wide receivers; born Dec. 18, 1972, Houston, Texas. Quarterback Marshall 1991-93 and Houston 1994-95. No pro playing experience. College coach: Houston 1996-99, Southern Mississippi 2000-02. Pro coach: Kansas City Chiefs 2003-05, Minnesota Vikings 2006-08, New England Patriots 2009-18, Miami Dolphins 2019. Joined Browns in 2020.

Scott Peters, assistant offensive line; born Nov. 23, 1978, Pleasanton, Calif. Center Arizona State 1997-2000. Pro offensive lineman Philadelphia Eagles 2002, New York Giants 2003, San Francisco 49ers 2004, Carolina Panthers 2006, Arizona Cardinals 2007-09. No college coaching experience. Pro coach: joined Browns in 2020.

Drew Petzing, tight ends; born March 12, 1987, Rochester, N.Y. Defensive back Middlebury 2005-06. No pro playing experience. College coach: Middlebury College 2007-08, Harvard 2009, Boston College 2010-11, Yale 2012. Pro coach: Minnesota Vikings 2014-19. Joined Browns in 2020.

Mike Priefer, special teams coordinator; born Aug. 21, 1966, Cleveland, Ohio. Quarterback/wide receiver Navy 1985-88. No pro playing experience. College coach: Navy 1994-96, Youngstown State 1997-98, Virginia Military Institute 1999, Northern Illinois 2000-01. Pro coach: Jacksonville Jaguars 2002, N.Y. Giants 2003-05, Kansas City Chiefs 2006-08, Denver Broncos 2009-10, Minnesota Vikings 2011-18. Joined Browns in 2019.

Jason Tarver, linebackers; born Aug. 28, 1974, Stanford, Calif. Defensive back West Valley Junior College 1994-95. No pro playing experience. College coach: West Valley College 1996-97, UCLA 1998-2000, Stanford 2011, Vanderbilt 2018-19. Pro coach: San Francisco 49ers 2001-10 and 2015-17, Oakland Raiders 2012-14. Joined Browns in 2020.

Alex Van Pelt, offensive coordinator; born May 1, 1970, Pittsburgh, Pa. Quarterback Pittsburgh 1989-92. Pro quarterback Buffalo Bills 1995-2003. College coach: Buffalo 2006. Pro coach: Frankfurt Galaxy (NFL Europe) 2005, Buffalo Bills 2005-09, Tampa Bay Buccaneers 2010-11, Green Bay Packers 2012-17, Cincinnati Bengals 2018-19. Joined Browns in 2020.

Joe Woods, defensive coordinator; born June 25, 1970, North Vandergriff, Pa. Defensive back Illinois State 1988-91. No pro playing experience. College coach: Muskingum College 1992, Eastern Michigan 1993, Northwestern State 1994, Grand Valley State 1995-96, Kent State 1997, Hofstra 1998-2000, Western Michigan 2001-03. Pro coach: Tampa Bay Buccaneers 2004-05, Minnesota Vikings 2006-13, Oakland Raiders 2014, Denver Broncos 2015-18, San Francisco 49ers 2019. Joined Browns in 2020.

CLEVELAND BROWNS

2021 VETERAN ROSTER

No.	Name	Pos.	Ht.	Wt.	Birthdate	NFL		College	Hometown	How Acq.	'20 Games/	
						Exp.	Games				Starts	Starts
25	Allen, Brian	CB	6-3	200	10/21/93	3		Utah	La Marque, Texas.	FA - '20		1/1
13	Beckham Jr., Odell	WR	5-11	198	11/5/92	8		LSU	New Orleans, La.	Tr. (NYG) - '19		7/7
99	Billings, Andrew	DT	6-1	328	3/6/95	5		Baylor	Waco, Texas.	UFA (Cin.) - '20		1/1
75	Bitonio, Joel	G	6-4	320	10/11/91	8		Nevada	Long Beach, Calif.	D2 - '14		16/16
88	Bryant, Harrison	TE	6-5	230	4/23/98	2		Florida Atlantic	Gray, Ga.	D4 - '20		15/9
89	Carlson, Stephen	TE	6-4	240	12/12/96	3		Princeton	Jamestown, N.Y.	FA - '19		16/2
24	Chubb, Nick	RB	5-11	227	12/27/95	4		Georgia	Cedartown, Ga.	D2b - '18		12/12
78	Conklin, Jack	T	6-6	308	8/17/94	6		Michigan State	Plainwell, Mich.	UFA (Ten.) - '20		15/15
90	Clowney, Jadeveon	DE	6-5	255	2/14/93	8		South Carolina	Rock Hill, S.C.	UFA (Ten.) - '21		8/8*
22	Delpit, Grant	S	6-3	208	9/20/98	2		LSU	Houston, Texas	D2 - '20		0/0
68	Dunn, Michael	G	6-5	315	8/28/94	2		Maryland	Bethesda, Md.	FA - '20		6/1
96	Elliott, Jordan	DT	6-4	303	11/23/97	2		Missouri	Missouri City, Texas	D3a - '20		16/1
87	Franks, Jordan	TE	6-4	246	2/1/96	2		Central Florida	Wakulla, Fla.	FA - '21		0/0
79	Forbes, Drew	G	6-5	308	1/18/97	2		Southeast Missouri State	Bonne Terre, Mo.	D6 - '19		0/0
95	Garrett, Myles	DE	6-4	272	12/29/95	5		Texas A&M	Arlington, Texas	D1a - '17		14/14
7	Gillan, Jamie	P	6-1	207	7/4/97	3		Arkansas Pine-Bluff	Leonardtown, Md.	FA - '19		16/0
	# Goodson, B.J.	LB	6-1	242	5/29/93	5		Clemson	Lamar, S.C.	UFA (G.B.) - '20		14/14
94	Gustin, Porter	DE	6-5	257	2/8/97	3		Southern California	Elk Ridge, Utah	FA - '19		14/3
	# Hall, Marvin	WR	5-10	192	4/10/93	4		Washington	Los Angeles, Calif.	W. (Det.) - '20		12/6
53	Harris, Nick	C	6-1	293	11/13/98	2		Washington	Inglewood, Calif.	D5 - '20		12/1
33	Harrison Jr., Ronnie	S	6-3	214	4/18/97	4		Alabama	Tallahassee, Fla.	Tr. (Jax) - '20		11/7
82	Higgins, Rashard	WR	6-1	198	10/7/94	6		Colorado State	Dallas, Texas	D5c - '16		13/6
23	Hill, Troy	CB	5-11	180	8/29/91	6		Oregon	Ventura, Calif.	UFA (LAR) - '21		16/16*
12	Hodge, KhaDarel	WR	6-2	205	1/3/95	4		Prairie View A&M	D'Lo, Miss.	W. (LAR) - '19		9/1
81	Hooper, Austin	TE	6-4	255	10/29/94	6		Stanford	San Ramon, Calif.	UFA (Atl.) - '20		13/13
74	Hubbard, Chris	T	6-4	295	4/23/91	8		Alabama-Birmingham	Columbus, Ga.	UFA (Pit.) - '18		11/5
47	Hughlett, Charley	LS	6-4	248	5/16/90	7		Central Florida	Tampa, Fla.	FA - '14		16/0
27	Hunt, Kareem	RB	5-11	216	8/6/95	5		Toledo	Willoughby, Ohio	FA - '19		16/5
91	Jackson, Joe	DE	6-4	278	12/20/96	3		Miami (Fla.)	Homestead, Fla.	W. (Dal.) - '20		3/1
97	Jackson, Malik	DT	6-5	285	1/11/90	10		Tennessee	Los Angeles, Calif.	UFA (Phi.) - '21		15/6*
34	Jackson, Robert	CB	6-2	207	12/8/93	3		Nevada-Las Vegas	Fort Myers, Fla.	FA - '20		10/1
31	Janovich, Andy	FB	6-1	238	5/23/93	6		Nebraska	Gretna, Neb.	Tr. (Den.) - '20		14/3
30	Johnson, D'Ernest	RB	5-10	208	2/27/96	3		South Florida	Immokalee, Fla.	FA - '19		16/0
43	Johnson III, John	S	6-1	208	12/19/95	5		Boston College	Hyattsville, Md.	UFA (LAR) - '21		16/16*
5	Keenum, Case	QB	6-1	215	2/17/88	9		Houston	Abilene, Texas.	UFA (Was.) - '20		2/1
49	Kelly, John	RB	5-10	208	10/4/96	3		Tennessee	Detroit, Mich.	FA - '20		0/0
80	Landry, Jarvis	WR	5-11	196	11/28/92	8		LSU	Metairie, La.	Tr. (Mia.) - '18		15/14
17	Lauletta, Kyle	QB	6-3	222	3/17/95	2		Richmond	Exton, Pa.	FA - '21		0/0
52	Lee, Elijah	LB	6-3	230	2/5/96	5		Kansas State	Blue Springs, Mo.	W. (Det.) - '20		12/1
69	Malveaux, Cameron	DE	6-6	265	9/22/94	3		Houston	Hamshire, Texas	FA - '21		2/1
6	Mayfield, Baker	QB	6-1	215	4/14/95	4		Oklahoma	Austin, Texas	D1a - '18		16/16
55	McKinley, Takkarist	DE	6-2	260	11/2/95	5		UCLA	Oakland, Calif.	UFA (L.V.) - '21		4/4*
35	Moffatt, Jovante	S	5-11	213	12/25/96	2		Middle Tennessee State	Union City, Tenn.	FA - '20		9/1
19	Natson, JoJo	WR	5-7	153	2/1/94	5		Akron	Fort Lauderdale, Fla.	FA - '20		3/1
85	Njoku, David	TE	6-4	246	7/10/96	5		Miami (Fla.)	Cedar Grove, N.J.	D1c - '17		13/5
2	Parkey, Cody	K	6-0	190	2/19/92	8		Auburn	Jupiter, Fla.	FA - '20		15/0
63	Patterson, Javon	C	6-3	305	7/8/97	2		Mississippi	Petal, Miss.	FA - '21		1/1
11	Peoples-Jones, Donovan	WR	6-2	204	2/19/99	2		Michigan	Detroit, Mich.	D6 - '20		12/2
50	Phillips, Jacob	LB	6-3	228	4/1/99	2		LSU	Nashville, Tenn.	D3b - '20		9/3
29	Redwine, Sheldrick	S	6-0	196	11/6/96	3		Miami (Fla.)	Miami, Fla.	D4 - '19		15/3
70	Senat, Greg	T	6-6	305	9/8/94	4		Wagner	Elmont, N.Y.	FA - '21		10/0*
	#Sendejo, Andrew	S	6-0	210	9/9/87	10		Rice	San Antonio, Texas.	UFA (Min.) - '20		14/14
56	Smith, Malcolm	LB	6-0	225	7/5/89	10		Southern California	Los Angeles, Calif.	FA - '20		15/4
61	Square, Damion	DT	6-2	299	2/6/89	9		Alabama	Houston, Texas	FA - '21		16/1*
40	Stanton, Johnny	FB	6-2	240	9/7/94	2		Nevada-Las Vegas	Rancho Santa Margarita, Calif.	FA - '21		1/1
36	Stewart Jr., M.J.	CB	5-11	200	9/16/95	4		North Carolina	Arlington, Va.	W. (T.B.) - '20		16/0
15	Switzer, Ryan	WR	5-9	183	11/4/94	4		North Carolina	Miami, Fla.	FA - '21		0/0
44	Takitaki, Sione	LB	6-1	238	6/8/95	3		Brigham Young	Fontana, Calif.	D3 - '19		15/12
77	Teller, Wyatt	G	6-4	315	11/21/94	4		Virginia Tech	Bealeton, Va.	Tr. (Buf.) - '19		11/11
64	Tretter, J.C.	C	6-4	307	2/12/91	9		Cornell	Akron, N.Y.	UFA (G.B.) - '17		16/16
	#Vernon, Olivier	DE	6-2	262	10/7/90	9		Miami (Fla.)	Miami, Fla.	Tr. (NYG) - '19		14/13
54	Walker, Anthony	LB	6-1	235	8/8/95	5		Northwestern	Miami, Fla.	UFA (Ind.) - '21		16/16*
21	Ward, Denzel	CB	5-11	190	4/28/97	4		Ohio State	Macedonia, Ohio	D1b - '18		12/12
59	Weaver, Curtis	DE	6-2	265	8/3/98	2		Boise State	Long Beach, Calif.	W. (Mia.) - '20		0/0
26	Williams, Greedy	CB	6-2	185	12/3/97	3		LSU	Shreveport, La.	D2 - '19		0/0
16	Willies, Derrick	WR	6-4	207	10/17/94	2		Texas Tech	San Bernadino, Calif.	FA - '21		1/1

CLEVELAND BROWNS

71	Wills Jr., Jedrick	T	6-4	307	5/17/99	2	Alabama	Lexington, Ky.	D1 - '20	15/15
51	Wilson, Mack	LB	6-1	233	2/14/98	3	Alabama	Montgomery, Ala.	D5a - '19	13/8

* Clowney played eight games with Tennessee; Hill played 14 games with Los Angeles Rams; Jackson played 15 games with Philadelphia; J.Johnson played 16 games with Los Angeles Rams; McKinley played four games with Atlanta; Senat played 10 games with Dallas; Square played 16 games with Los Angeles Chargers; Walker played 16 games with Indianapolis.

Unrestricted free agent; subject to developments.

Players lost through free agency (six): CB Kevin Johnson (TEN, 13 games in '20); S Karl Joseph (LV, 14); T Kendall Lamm (TEN, 15); CB Terrance Mitchell (HOU, 16); DT Larry Ogunjobi (CIN, 15); DT Vincent Taylor (HOU, 15).

Also played with Browns in '20—G Evan Brown (five games), C Anthony Fabiano (two), RB Dontrell Hillard (five), DT Joey Ivie (two), K Austin Seibert (one), S Tedric Thompson (1).

FIRST-YEAR ROSTER

Name	Pos.	Ht.	Wt.	Birthdate	College	Hometown	How Acq.
Benton, Elijah (1)	S	6-1	205	9/5/96	Liberty	Forest, Va.	FA
Bradley, Ja'Marcus (1)	WR	6-1	198	12/11/96	Louisiana-Lafayette	Ackerman, Miss.	FA
Felton, Demetric	RB	5-9	190	7/16/98	UCLA	Memphis, Ten.	D6
Fields II, Tony	LB	6-0	222	6/18/99	West Virginia	Las Vegas, Nev.	D5a
Gossett, Colby (1)	G	6-5	330	6/23/95	Appalachian State	Cumming, Ga.	FA - '19
Green, A.J. (1)	CB	6-2	198	6/9/98	Oklahoma State	DeSoto, Texas	FA
Hance, Blake (1)	G	6-6	310	1/11/96	Northwestern	Jacksonville, Ill.	FA - '20
Harbison, Tre	RB	5-11	218	7/1/98	Charlotte	Shelby, N.C.	FA
Hollins, Alexander (1)	WR	6-0	166	11/24/96	Eastern Illinois	Yazoo City, Miss.	FA - '20
Hudson III, James	T	6-5	313	5/13/99	Cincinnati	Toledo, Ohio	D4a
Iwuagwu, Cordel (1)	G	6-3	313	9/4/96	TCU	Houston, Texas	FA
LeCounte III, Richard	S	5-11	196	9/11/98	Georgia	Riceboro, Ga.	D5b
McDowell, Malik (1)	DT	6-6	295	6/20/96	Michigan State	Detroit, Mich.	FA
McKnight, Romeo	DE	6-4	252	3/25/98	Charlotte	Crystal Lake, Ill.	FA
Meander, Montrel (1)	LB	6-2	215	9/20/94	Grambling State	Amarillo, Texas	FA
Newsome II, Greg	CB	6-0	192	5/18/00	Northwestern	Chicago, Ill.	D1
Owusu-Koramoah, Jeremiah	LB	6-2	221	11/4/99	Notre Dame	Hampton, Va.	D2
Rugamba, Emmanuel	CB	5-11	198	3/10/98	Miami (Ohio)	Naperville, Ill.	FA
Schwartz, Anthony	WR	6-0	186	9/5/00	Auburn	Pembroke Pines, Fla.	D3
Taylor, Alex (1)	T	6-8	301	4/29/97	South Carolina State	Moncks Corner, S.C.	FA
Thomas, Kiondre	CB	6-0	185	2/7/98	Kansas State	Fork Smith, Ark.	FA
Togiaj, Tommy	DT	6-2	296	9/19/99	Ohio State	Pocatello, Idaho	D4b
Wilson, Marvin	DT	6-4	303	9/5/97	Florida State	Houston, Texas	FA

The term NFL Rookie is defined as a player who is in his first season of professional football and has not been on the roster of another professional football team for any regular-season or postseason games. A Rookie is designated by an "R" on NFL rosters. Players who have been active in another professional football league or players who have NFL experience, including either preseason training camp or being on an Active List or Inactive List, or on Reserve/Injured or Reserve/Physically Unable to Perform for fewer than six regular-season games, are termed NFL First-Year Players. An NFL First-Year Player is designated by a "1" on NFL rosters. Thereafter, a player is credited with an additional year of experience for each season in which he accumulates six games on the Active List or Inactive List, or on Reserve/Injured or Reserve/Physically Unable to Perform.

Log on to www.clevelandbrowns.com for an up-to-date roster.

DENVER BRONCOS

2020 TEAM RECORD

REGULAR SEASON (5-11)

Date	Opponent	Result
Sept. 14	TENNESSEE	L 14-16
Sept. 20	at Pittsburgh	L 21-26
Sept. 27	TAMPA BAY	L 10-28
Oct. 1	at N.Y. Jets	W 37-28
Oct. 18	at New England	W 18-12
Oct. 25	KANSAS CITY	L 16-43
Nov. 1	L.A. CHARGERS	W 31-30
Nov. 8	at Atlanta	L 27-34
Nov. 15	at Las Vegas	L 12-37
Nov. 22	MIAMI	W 20-13
Nov. 29	NEW ORLEANS	L 3-31
Dec. 6	at Kansas City	L 16-22
Dec. 13	at Carolina	W 32-27
Dec. 19	BUFFALO	L 19-48
Dec. 27	at L.A. Chargers	L 16-19
Jan. 3	LAS VEGAS	L 31-32

SCORE BY PERIODS

Team	54	75	71	123	0	—	323
Opponents	74	151	78	143	0	—	446

2020 TEAM STATISTICS

	Team	Opp.
Total First Downs	308	333
Rushing	94	106
Passing	176	201
Penalty	38	26
3rd Down: Made/Att	82/212	88/219
3rd Down Pct.	38.7	40.2
4th Down: Made/Att	4/15	7/14
4th Down Pct.	26.7	50.0
Possession Avg.	28:59	31:01
Total Net Yards	5369	5887
Avg. Per Game	335.6	367.9
Total Plays	1030	1043
Avg. Per Play	5.2	5.6
Net Yards Rushing	1918	2080
Avg. Per Game	119.9	130.0
Total Rushes	442	434
Net Yards Passing	3451	3807
Avg. Per Game	215.7	237.9
Sacked/Yards Lost	32/222	42/282
Gross Yards	3673	4089
Att./Completions	556/317	567/374
Completion Pct.	57.0	66.0
Had Intercepted	23	10
Punts/Average	66/46.1	63/44.9
Net Punting Avg.	66/41.4	63/39.1
Penalties/Yards	81/670	106/952
Fumbles/Ball Lost	23/9	16/6
Touchdowns	35	47
Rushing	13	22
Passing	21	21
Returns	1	4

2020 INDIVIDUAL STATISTICS

PASSING	Att	Cmp	Yds	Cmp%	Yds/Att	TD	Int	Int%	LG	Sk/Lost	Rtng	
Lock	443	254	2933	57.3	6.62	16	3.6	15	3.4	92t	19/123	75.4
Driskel	64	35	432	54.7	6.75	3	4.7	2	3.1	45	11/98	78.4
Rypien	40	27	295	67.5	7.38	2	5.0	4	10.0	48t	1/0	66.1
Hinton	9	1	13	11.1	1.44	0	0.0	2	22.2	13	1/1	0.0
Team	556	317	3673	57.0	6.61	21	3.8	23	4.1	92t	32/222	72.5
Opponents	567	374	4089	66.0	7.21	21	3.7	10	1.8	84t	42/282	92.1

TD TD TD TD		TD TD TD TD		TD TD TD TD		TD TD TD TD		
SCORING	Tot	Ru	Rec	Rt	PAT	FG	Saf	Pts
McManus	0	0	0	0	24/27	28/34	0	108
Gordon	10	9	1	0	0	0	0	60
Patrick	6	0	6	0	0	0	0	36
Fant	3	0	3	0	0	0	0	20
Jeady	3	0	3	0	0	0	0	20
Hamler	3	0	3	0	0	0	0	18
Lock	3	3	0	0	0	0	0	18
Hamilton	2	0	2	0	0	0	0	12
Fumagalli	1	0	1	0	0	0	0	6
Lindsay	1	1	0	0	0	0	0	6
Okwuegbunam	1	0	1	0	0	0	0	6
Spencer	1	0	0	1	0	0	0	6
Vannett	1	0	1	0	0	0	0	6
Russolino	0	0	0	0	1/3	0/1	0	1
Team	35	13	21	1	25/30	28/35	0	323
Opponents	47	22	21	4	41/44	39/42	2	446

2-Pt Conv: Fant, Jeady, Team 2-5, Opponents 1-3.

RUSHING	No.	Yds	Avg	LG	TD
Gordon	215	986	4.6	65	9
Lindsay	118	502	4.3	55t	1
Freeman	35	170	4.9	23	0
Lock	44	160	3.6	16	3
Hamler	9	40	4.4	15	0
Driskel	6	28	4.7	9	0
Spencer	3	19	6.3	9	0
Bellamy	4	11	2.8	8	0
Hinton	2	7	3.5	5	0
Martin	1	0	0.0	0	0
Rypien	5	-5	-1.0	-1	0
Team	442	1918	4.3	65	13
Opponents	434	2080	4.8	59	22

RECEIVING	No.	Yds	Avg	LG	TD
Fant	62	673	10.9	37	3
Jeady	52	856	16.5	92t	3
Patrick	51	742	14.5	61	6
Gordon	32	158	4.9	20	1
Hamler	30	381	12.7	49t	3
Hamilton	23	293	12.7	40t	2
Vannett	14	95	6.8	19	1
Freeman	12	81	6.8	28	0
Okwuegbunam	11	121	11.0	27	1
Fumagalli	8	80	10.0	29	1
Lindsay	7	28	4.0	11	0
Cleveland	6	63	10.5	17	0
Sutton	3	66	22.0	45	0
Spencer	3	26	8.7	10	0
Butt	2	5	2.5	5	0
Bellamy	1	5	5.0	5	0
Team	317	3673	11.6	92t	21
Opponents	374	4089	10.9	84t	21

INTERCEPTIONS	No.	Yds	Avg	LG	TD
Simmons	5	90	18.0	46	0
Callahan	2	0	0.0	0	0
Bassey	1	26	26.0	26	0
Jackson	1	13	13.0	13	0
D.Williams	1	1	1.0	1	0
Team	10	130	13.0	46	0
Opponents	23	336	14.6	50t	2

PUNTING	No.	Yds	Avg	Net Tn	IB20	LG	B
Martin	65	3040	46.8	41.4	4	19	69
Team	66	3040	46.1	41.4	4	19	69
Opponents	63	2829	44.9	39.1	5	26	66

PUNT RETURNS	Ret	FC	Yds	Avg	LG	TD
Spencer	16	14	253	15.8	83t	1
Hamler	3	5	6	2.0	8	0
Callahan	1	6	8	8.0	8	0
Team	20	25	267	13.4	83t	1
Opponents	28	13	226	8.1	30	0

KICKOFF RETURNS	No.	Yds	Avg	LG	TD
Spencer	15	281	18.7	28	0
Cleveland	10	234	23.4	31	0
Hamler	2	42	21.0	24	0
Team	27	557	20.6	31	0
Opponents	21	627	29.9	102t	1

FIELD GOALS	1-19	20-29	30-39	40-49	50+
McManus	0/0	6/6	4/5	8/8	10/15
Russolino	0/0	0/0	0/0	0/0	0/1
Team	0/0	6/6	4/5	8/8	10/16
Opponents	0/0	12/12	14/14	8/11	5/5

SACKS	No.
Reed	8.0
Chubb	7.5
D.Jones	6.5
Attaochu	5.0
Walker	4.5
S.Harris	2.5
Jewell	2.0
D.Williams	2.0
Chickillo	1.0
Johnson	1.0
Parks	1.0
Purcell	1.0
Team	42.0
Opponents	32.0

DENVER BRONCOS

RECORD HOLDERS

INDIVIDUAL RECORDS—CAREER

Category	Name	Performance
Rushing (Yds.)	Terrell Davis, 1995-2002	7,607
Passing (Yds.)	John Elway, 1983-98	51,475
Passing (TDs)	John Elway, 1983-98	300
Receiving (No.)	Rod Smith, 1995-2007	849
Receiving (Yds.)	Rod Smith, 1995-2007	11,389
Interceptions	Steve Foley, 1976-86	44
Punting (Avg.)	Britton Colquitt, 2009-15	45.2
Punt Return (Avg.)	Darrien Gordon, 1997-98	12.5
Kickoff Return (Avg.)	Trindon Holliday, 2012-13	29.1
Field Goals	Jason Elam, 1993-2007	395
Touchdowns (Tot.)	Rod Smith, 1995-2007	71
Points	Jason Elam, 1993-2007	1,786
*Sacks	Von Miller, 2011-19	106.0

INDIVIDUAL RECORDS—SINGLE SEASON

Category	Name	Performance
Rushing (Yds.)	Terrell Davis, 1998	2,008
Passing (Yds.)	Peyton Manning, 2013	**5,477
Passing (TDs)	Peyton Manning, 2013	**55
Receiving (No.)	Rod Smith, 2001	113
Receiving (Yds.)	Demaryius Thomas, 2014	1,619
Interceptions	Goose Gosoulin, 1960	11
Punting (Avg.)	Britton Colquitt, 2011	47.4
Punt Return (Avg.)	Floyd Little, 1967	16.9
Kickoff Return (Avg.)	Omar Bolden, 2014	33.0
Field Goals	Jason Elam, 1995, 2001	31
Touchdowns (Tot.)	Terrell Davis, 1998	23
Points	Matt Prater, 2013	150
*Sacks	Von Miller, 2012	18.5

INDIVIDUAL RECORDS—SINGLE GAME

Category	Name	Performance
Rushing (Yds.)	Mike Anderson, 12-3-00	251
Passing (Yds.)	Jake Plummer, 10-31-04	499
Passing (TDs)	Peyton Manning, 9-5-13	**7
Receiving (No.)	Brandon Marshall, 12-13-09	**21
Receiving (Yds.)	Shannon Sharpe, 10-20-02	214
Interceptions	Goose Gosoulin, 9-18-60	**4
	Willie Brown, 11-15-64	**4
	Deltha O'Neal, 10-7-01	**4
Field Goals	Brandon McManus, 10-18-20	6
Touchdowns (Tot.)	Clinton Portis, 12-7-03	5
Points	Clinton Portis, 12-7-03	30
*Sacks	Karl Mecklenburg, 9-15-85, 12-1-85	4.0
	Simon Fletcher, 11-4-90	4.0
	Elvis Dumervil, 9-20-09	4.0

**Sacks became an official statistic in 1982. **NFL Record*

2021 COACHING STAFF

Vic Fangio, Head Coach

Pro Career: Vic Fangio was named the 17th head coach in Denver Broncos history on Jan. 10, 2019. Fangio is a 42-year coaching veteran with 34 seasons of NFL experience. In his first two seasons as head coach, the Broncos have compiled a 12-20 record. Prior to taking the head coaching job, Fangio had been a defensive coordinator for 20 of the prior 24 seasons at the NFL or college level. He most recently served as the Chicago Bears' defensive coordinator for four years (2015-18) after leading the defenses for the San Francisco

49ers (2011-14), Stanford University (2010), the Houston Texans (2002-05), Indianapolis Colts (1999-2001) and Carolina Panthers (1995-98). His defenses were consistently among the best in the NFL in several categories, including scoring defense, total yards allowed and fewest penalties. Fangio's defenses ranked in the league's top-five in yards allowed in eight of his last 12 years as a coordinator, while placing in the NFL's top-5 in fewest points allowed seven times over that span. During his 34 years coaching in the NFL, Fangio's teams have reached the playoffs 14 times across

six franchises. He also coached with the Philadelphia/Baltimore Stars (USFL, 1984-85) along with the New Orleans Saints (1986-94) and the Baltimore Ravens (2006-09). Career record: 12-20.

Background: Attended East Stroudsburg State, and coached collegiately at North Carolina (1983) and Stanford (2010).

Personal: Born on Aug. 22, 1958, in Dunmore, Pa. Fangio has a son, Christian, and a daughter, Cassie.

DENVER BRONCOS

ASSISTANT COACHES

Zach Azzanni, wide receivers. Wide receiver Central Michigan 1994-98. No pro playing experience. College coach: Valparaiso 1999-2000, Bowling Green 2001-06, Central Michigan 2007-09, Florida 2010, Kentucky 2011, Wisconsin 2012, Tennessee 2013-16. Pro coach: Chicago Bears 2017. Joined Broncos in 2018.

Chris Beake, defensive pass game specialist; born Sept. 10, 1972, Kansas City, Mo. Quarterback Air Force 1991-92. No pro playing experience. College coach: Air Force 1994. Pro coach: San Francisco 49ers 1999-2003 and 2010, Atlanta Falcons 2004-06, Seattle Seahawks 2008-09, Cleveland Browns 2011-12. Joined Broncos in 2013.

Chis Cook, offensive quality control; born Dec. 23, 1981. Center UT-Chattanooga 2001-03. Pro center Kansas City Brigade (AFL) 2007-09. College coach: East Carolina 2016, UT-Chattanooga 2017-18, Akron 2019-20. Pro coach: Joined Broncos in 2021.

Ed Donatell, defensive coordinator; born Feb. 4, 1957, Akron, Ohio. Defensive back Glenville State 1976-79. No pro playing experience. College coach: Kent State 1979-80, Washington 1981-82, Pacific 1983-85, Idaho 1986-88, Cal State Fullerton 1989, Washington 2008. Pro coach: New York Jets 1990-94 and 2007, Denver Broncos 1995-99 and 2009-10, Green Bay Packers 2000-03, Atlanta Falcons 2004-06, San Francisco 49ers 2011-14, Chicago Bears 2015-18. Rejoined Broncos in 2019.

Chris Gould, assistant special teams; born Dec. 10, 1985, Lock Haven, Pa. Punter Virginia 2004-07. Pro kicker Chicago Rush (AFL) 2010-11, Arizona Rattlers (AFL) 2012. College coach: Elmhurst College 2012, Syracuse 2013-14. Pro coach: Joined Broncos in 2015.

Wade Harman, tight ends; born Oct. 1, 1963, Corydon, Iowa. No college or pro playing experience. Pro coach: Minnesota Vikings 1997-98, Baltimore Ravens 1999-2013, Atlanta Falcons 2014-18. Joined Broncos in 2019.

Reggie Herring, linebackers; born July 3, 1959, Myrtle Beach, S.C. Linebacker Florida State 1978-79. No pro playing experience. College coach: Oklahoma State 1981-85, Auburn 1986-91, Texas Christian 1992-93, Clemson 1994-2001, North Carolina State 2004, Arkansas 2005-07 (interim head coach 2007). Pro coach: Houston Texans 2002-03, 2011-13, Dallas Cowboys 2008-10, Chicago Bears 2014. Joined Broncos in 2015.

Mike Hiestand, assistant to the head coach/defensive quality control. Linebacker Illinois State 2008-11. No pro playing experience. College coach: Miami (Ohio) 2012-13, Notre Dame 2014-15, Ave Maria 2016-18. Pro coach: Joined Broncos in 2019.

Korey Jones, assistant strength and conditioning; born April 4, 1989, Miami, Fla. Linebacker Garden City (Kan.) C.C. 2009-10 and Wyoming 2011-12. Pro linebacker Arizona Cardinals 2013, British Columbia Lions (CFL) 2013-14, Green Bay Packers 2014, Florida Blacktips (FXFL) 2014, Edmonton Eskimos (CFL) 2015 and 2017-19, Saskatchewan Roughriders (CFL) 2016, Winnipeg Blue Bombers (CFL) 2019. Pro coach: Joined Broncos in 2020.

Bill Kollar, defensive line; born Nov. 27, 1952, Warren, Ohio. Defensive end Montana State 1971-73. Pro defensive end Cincinnati Bengals 1974-76, Tampa Bay Buccaneers 1977-81. College coach: Illinois 1985-87, Purdue 1988-89. Pro coach: Tampa Bay Buccaneers 1984, Atlanta Falcons 1990-2000, St. Louis Rams 2001-05, Buffalo Bills 2006-08, Houston Texans 2009-14. Joined Broncos in 2015.

Chris Kuper, assistant offensive line; born Dec. 19, 1982, Anchorage, Alaska. Offensive line North Dakota 2003-06. Pro offensive lineman Denver Broncos 2006-13. Pro coach: Miami Dolphins 2016-18. Joined Broncos in 2019.

Loren Landow, head strength and conditioning; Attended Northern Colorado. No college or pro playing experience. Pro coach: Joined Broncos in 2018.

Mark Loecher, assistant strength and conditioning. Attended Mercyhurst (Pa.). No college or pro playing experience. Pro coach: Buffalo Bills 2014-19, Pittsburgh Steelers 2020. Joined Broncos in 2021.

Tom McMahon, special teams coordinator. Attended Carroll College. No college or pro playing experience. College coach: Carroll College 1992 and 1994, Utah State 1995-2005, Louisville 2006. Pro coach: Atlanta Falcons 2007-08, St. Louis Rams 2009-11, Kansas City Chiefs 2012, Indianapolis Colts 2013-17. Joined Broncos in 2018.

Curtis Modkins, running backs; born Nov. 15, 1970, Marlin, Texas. Running back TCU 1991-94. No pro playing experience. College coach: TCU 1995-97, New Mexico 1998-2001, Georgia Tech 2002-07. Pro coach: Kansas City Chiefs 2008, Arizona Cardinals 2009, Buffalo Bills 2010-12, Detroit Lions 2013-15, San Francisco 49ers 2016, Chicago Bears 2017. Joined Broncos in 2018.

Mike Munchak, offensive line; born March 5, 1960, Scranton, Pa., Offensive lineman Penn State 1978-81. Pro offensive lineman Houston Oilers 1982-93. Inducted into Pro Football Hall of Fame 2001. Pro coach: Houston Oilers 1994-96, Tennessee Oilers/Titans 1997-2013, Pittsburgh Steelers 2014-18. Joined Broncos in 2019.

Pierre Ngo, assistant strength and conditioning. Linebacker Oklahoma 2006. No pro playing experience. College coach: Arizona State 2007, UNLV

2008-09, UCLA 2014. Pro coach: New York Jets 2012-13, Chicago Bears 2015-20. Joined Broncos in 2021.

John Pagano, outside linebackers; born March 30, 1967, Boulder, Colo. Linebacker Mesa State 1985-88. No pro playing experience. College coach: Mesa State 1989, Nevada-Las Vegas 1990-91, Louisiana Tech 1994, Mississippi 1995. Pro coach: New Orleans Saints 1996-97, Indianapolis Colts 1998-2001, San Diego Chargers 2003-16, Oakland Raiders 2017, Houston Texans 2018-19. Joined Broncos in 2020.

Christian Parker, defensive backs; born Dec. 23, 1991. Wide receiver Richmond 2009-12. No pro playing experience. College coach: Virginia State 2013-14, Norfolk State 2015-16, William & Mary 2017, Notre Dame 2017, Texas A&M 2018. Pro coach: Green Bay Packers 2019-20. Joined Broncos in 2021.

Justin Rascati, offensive quality control; born Feb. 8, 1984. Quarterback Louisville 2002-03, James Madison 2004-05. Pro quarterback Peoria Pirates (AFL2) 2006-07. College coach: Weber State 2012-13, Tennessee-Martin 2014-15, Tennessee Tech 2016, Chattanooga 2017-18. Pro coach: Joined Broncos in 2019.

Mike Shula, quarterbacks; born June 3, 1965, Baltimore, Md. Quarterback Alabama 1984-86. Pro quarterback Tampa Bay Buccaneers 1987. College coach: Alabama 2003-06. Pro coach: Tampa Bay Buccaneers 1987-90, Miami Dolphins 1991-92, Chicago Bears 1993-95, Tampa Bay Buccaneers 1996-99, Miami Dolphins 2000-02, Jacksonville Jaguars 2007-10, Carolina Panthers 2011-17, New York Giants 2018-19. Joined Broncos in 2020.

Pat Shurmur, offensive coordinator; born April 14, 1965, Dearborn, Mich. Center Florida 1984-87. No pro playing experience. College coach: Michigan State 1988-97, Stanford 1998. Pro coach: Philadelphia Eagles 1999-2008, St. Louis Rams 2009-10, Cleveland Browns 2011-12 (head coach), Philadelphia Eagles 2013-15, Minnesota Vikings 2016-17, New York Giants 2018-19 (head coach). Joined Broncos in 2020.

Nathaniel Willingham, defensive quality control. Attended Menlo College. No college or pro playing experience. College coach: Menlo College 2014, Stanford 2015-18. Pro coach: Joined Broncos in 2019.

Emily Zaler, assistant player performance coach. Attended Arizona State. No college or pro playing experience. College coach: California-San Diego 2018. Pro coach: New York Knicks (NBA) 2019-20. Joined Broncos in 2020.

DENVER BRONCOS

2021 VETERAN ROSTER

No.	Name	Pos.	Ht.	Wt.	Birthdate	NFL		College	Hometown	How Acq.	'20 Games/	
						Exp.	2				Starts	
95	Agim, McTelvin	DL	6-3	300	9/25/1997	2		Arkansas	Texarkana, Texas	D3c-'20		10/0
76	Anderson, Calvin	T	6-5	300	3/25/1996	3		Texas	Philadelphia, Pa.	FA-'19		16/2
75	Bailey, Quinn	T	6-6	323	10/18/1995	2		Arizona State	Gilbert, Ariz.	FA-'19		1/0
34	Bassey, Essang	CB	5-10	190	9/12/1998	2		Wake Forest	Columbus, Ga.	FA-'20		12/3
83	Beck, Andrew	FB/TE	6-3	255	5/15/1996	3		Texas	Tampa, Fla.	W-'19		10/0
32	Bellamy, LeVante	RB	5-9	190	11/26/1996	2		Western Michigan	Indianapolis, Ind.	FA-'20		5/0
46	Bobenmoyer, Jacob	LS	6-2	235	5/28/1997	2		Northern Colorado	Cheyenne, Wyo.	FA-'20		16/0
72	Bolles, Garrett	T	6-5	300	5/27/1992	5		Utah	Walnut Creek, Calif.	D1-'17		15/15
26	Boone, Mike	RB	5-10	206	6/30/1995	4		Cincinnati	Macclesney, Fla.	FA-'21		16/0*
5	Bridgewater, Teddy	QB	6-2	215	11/10/1992	8		Louisville	Miami, Fla.	T-'21		15/15*
29	Callahan, Bryce	CB	5-9	188	10/23/1991	7		Rice	Moscow, Idaho	UFA-'19		10/10
55	Chubb, Bradley	OLB	6-4	275	6/24/1996	4		North Carolina State	Marietta, Ga.	D1-'18		14/14
16	Cleveland, Tyrrie	WR	6-2	205	9/20/1997	2		Florida	Gainesville, Texas	D7a-'20		10/0
79	Cushenberry III, Lloyd	C	6-4	315	11/22/1997	2		LSU	Geismar, La.	D3b-'20		16/16
21	Darby, Ronald	CB	5-11	193	1/2/1994	7		Florida State	Oxon Hill, Md.	UFA-'21		16/16*
20	Dawson Jr., Duke	CB	5-10	198	10/13/1995	4		Florida	Cross City, Fla.	T-'19		12/1
87	Fant, Noah	TE	6-4	249	11/20/1997	3		Iowa	Omaha, Neb.	D1-'19		15/14
73	Fleming, Cam	T	6-5	320	9/3/1993	8		Stanford	Fort Hood, Texas	FA-'21		16/16*
89	Fort, Austin	TE	6-4	244	5/14/1995	3		Wyoming	Gillette, Wyo.	FA-'19		0/0
28	Freeman, Royce	RB	6-0	238	2/24/1996	4		Oregon	Imperial, Calif.	D3a-'18		16/0
23	Fuller, Kyle	CB	5-11	194	2/6/1992	8		Virginia Tech	Baltimore, Md.	FA-'21		16/16*
61	Glasgow, Graham	G	6-6	310	8/19/1992	6		Michigan	Aurora, Ill.	UFA-'20		13/13
25	Gordon III, Melvin	RB	6-1	215	4/13/1993	7		Wisconsin	Kenosha, Wis.	UFA-'20		15/10
27	Hairston, Nate	CB	6-0	185	6/30/1994	5		Temple	Frederick, Md.	FA-'20		5/0
1	Hamler, KJ	WR	5-9	178	7/8/1999	2		Penn State	Pontiac, Mich.	D2-'20		13/4
92	Harris, Jonathan	DL	6-5	295	8/4/1996	2		Lindenwood	Aurora, Ill.	W-'19		0/0
96	Harris, Shelby	DE	6-2	290	8/11/1991	7		Illinois State	Milwaukee, Wis.	FA-'17		11/11
22	Jackson, Kareem	S	5-10	183	4/10/1988	12		Alabama	Macon, Ga.	UFA-'19		16/16
10	Jeady, Jerry	WR	6-1	193	4/24/1999	2		Alabama	Deerfield Beach, Fla.	D1-'20		16/14
47	Jewell, Josey	ILB	6-2	236	12/25/1994	4		Iowa	Decorah, Iowa	D4a-'18		16/16
45	Johnson, Alexander	ILB	6-2	255	12/24/1991	4		Tennessee	Gainesville, Ga.	FA-'18		16/16
93	Jones, Dre'Mont	DE	6-3	281	1/5/1997	3		Ohio State	Cleveland, Ohio	D3-'19		13/8
3	Lock, Drew	QB	6-4	228	11/10/1996	3		Missouri	Lee's Summit, Mo.	D2b-'19		13/13
37	Locke, P.J.	S	5-10	202	2/12/1997	2		Texas	Beaumont, Texas	FA-'19		15/0
97	Mack, Isaiah	DT	6-1	299	3/19/1996	3		Tennessee-Chattanooga	Tunnel Hill, Ga.	FA-'20		8/0*
36	Marshall, Trey	S	6-0	207	2/13/1996	4		Florida State	Lake City, Fla.	FA-'18		12/0
6	Martin, Sam	P	6-1	211	2/27/1990	9		Appalachian State	Fayetteville, Ga.	UFA-'20		16/0
70	Massie, Bobby	T	6-6	325	8/1/1989	10		Mississippi	Lynchburg, Va.	FA-'21		8/8*
8	McManus, Brandon	K	6-3	201	7/25/1991	8		Temple	Lansdale, Pa.	T-'14		15/0
58	Miller, Von	OLB	6-3	250	3/26/1989	11		Texas A&M	DeSoto, Texas	D1-'11		0/0
50	Morris, Patrick	C	6-3	300	2/13/1995	2		TCU	Denton, Texas	W-'19		1/0
42	Motley, Parnell	CB	6-0	180	2/13/1995	2		Oklahoma	Washington, D.C.	FA-'20		2/1
52	Muti, Netane	G	6-3	315	3/27/1999	2		Fresno State	Wahiawa, Hawaii	D6-'20		4/1
13	Ojemudia, Michael	CB	6-1	200	9/12/1997	2		Iowa	Farmington Hills, Mich.	D3a-'20		16/11
85	Okwuegbunam, Albert	TE	6-5	258	4/25/1998	2		Missouri	Springfield, Ill.	D4-'20		4/0
57	Patrick, Natrez	LB	6-3	242	7/9/1997	3		Georgia	Atlanta, Ga.	W-'20		13/0*
81	Patrick, Tim	WR	6-4	212	11/23/1993	4		Utah	San Diego, Calif.	FA-'17		15/15
98	Purcell, Mike	DL	6-3	328	4/20/1991	6		Wyoming	Highlands Ranch, Colo.	FA-'19		6/6
59	Reed, Malik	OLB	6-2	235	8/5/1996	3		Nevada	Dothan, Ala.	FA-'19		16/13
66	Risner, Dalton	G	6-5	312	7/13/1995	3		Kansas State	Wiggins, Colo.	D2a-'19		16/16
4	Rypien, Brett	QB	6-2	202	7/9/1996	3		Boise State	Spokane, Wash.	FA-'19		3/1
82	Saubert, Eric	TE	6-5	253	5/9/1994	5		Drake	Chicago, Ill.	FA-'21		8/4*
71	Schlotzmann, Austin	G/C	6-6	300	9/18/1995	3		TCU	Brenham, Texas	FA-'18		16/2
31	Simmons, Justin	S	6-2	202	11/19/1993	6		Boston College	Manassas, Va.	D3-'16		16/16
11	Spencer, Diontae	WR	5-8	170	3/19/1992	3		McNeese State	New Iberia, La.	W-'19		11/0
99	Stephen, Shamar	DL	6-5	309	2/25/1991	8		Connecticut	Brookville, N.Y.	FA-'21		16/16*
40	Strnad, Justin	LB	6-2	235	8/21/1996	2		Wake Forest	Palm Harbor, Fla.	D5-'20		0/0
14	Sutton, Courtland	WR	6-4	216	10/10/1995	4		Southern Methodist	Brenham, Texas	D2-'18		1/1
48	Tuszka, Derrek	OLB	6-5	246	7/11/1997	2		North Dakota State	Warner, S.D.	D7b-'20		9/0
54	Watson, Josh	ILB	6-2	240	5/20/1996	3		Colorado State	Blue Springs, Mo.	FA-'19		9/0
90	Williams, DeShawn	DL	6-1	291	12/29/1992	4		Clemson	Central, S.C.	FA-'20		14/11
17	Willis, Damion	WR	6-3	204	6/20/1997	2		Troy	Jackson, Miss.	FA-'21		0/0*

DENVER BRONCOS

* Boone played 16 games with Minnesota; Darby played 16 games with Washington; Fleming played 16 games with New York Giants; Fort missed '20 season because of injury; Fuller played 16 games with Chicago; J.Harris missed '20 season because of injury; Mack played six games with Tennessee and two games with New England; Miller missed '20 season because of injury; N.Patrick played 13 games with Los Angeles Rams; Saubert played eight games with Jacksonville; Stephen played 16 games with Minnesota.

t- Broncos traded for Bridgewater (CAR, 15 games in '20).

Players lost through free agency (three): OLB Jeremiah Attaochu (CHI, 13 games in '20); DE DeMarcus Walker (HOU, 13); T Elijah Wilkinson (CHI, nine games).

Also played with Broncos in '20—CB De'Vante Bausby (12 games), CB A.J. Bouye (seven), LB Nigel Bradham (one), WR Fred Brown (one), TE Jake Butt (six), LB Austin Calitro (13), DT Jurrell Casey (three), LB Anthony Chickillo (11), T Demar Dotson (13), TE Troy Fumagalli (eight), CB Davontae Harris (11), DB Aljiah Holder (eight), DT Timmy Jernigan (five), ILB Joseph Jones (14), RB Phillip Lindsay (11), S Will Parks (10), T Jake Rodgers (five), K Taylor Russolino (one), CB Kevin Toliver (three), T Nick Vannett (15), DT Sylvester Williams (eight).

FIRST-YEAR ROSTER

Name	Pos.	Ht.	Wt.	Birthdate	College	Hometown	How Acq.
Benson, Trinity (1)	WR	6-0	180	1/16/1997	East Central	Lewisville, Texas	FA - '19
Beyer Shaun	TE	6-5	248	11/11/96	Iowa	Shellsburg, Iowa	FA
Browning, Baron	LB	6-3	240	2/19/99	Ohio State	Fort Worth, Texas	D3b
Conway, Cody (1)	T	6-6	296	7/9/96	Syracuse	Plainfield, Ill.	FA
Cooper, Chris (1)	DB	5-10	200	3/17/1994	Stony Brook	Mount Vernon, N.Y.	FA-'20
Cooper, Jonathon	DE	6-4	257	1/8/98	Ohio State	Gahanna, Ohio	D7b
Crockett, Damarea (1)	RB	5-11	225	12/22/97	Missouri	Magnolia, Ark.	FA - '20
Max Duffy	P	6-1	190	4/11/93	Kentucky	Perth, Australia	FA-'21
Dukes, DeVontres	WR	6-4	216	6/18/97	South Florida	Tampa, Fla.	FA
Himmelman, Drew	T	6-10	315	9/19/96	Illinois State	Geneseo, Ill.	FA
Hinton, Kendall (1)	WR	6-0	195	2/19/97	Wake Forest	Durham, N.C.	FA - '20
Jackson, Warren	WR	6-6	215	6/16/99	Colorado State	Mission Hills, Calif.	FA
Johnson, Jamar	S	6-1	197	11/22/99	Indiana	Sarasota, Fla.	D5b
Laufenberg, Nolan	G	6-3	315	3/25/99	Air Force	Castle Rock, Colo.	FA
Mack, Branden	WR	6-5	220	8/23/98	Temple	Wyncote, Pa.	FA
McCain III, Mac	DB	6-0	175	2/6/98	North Carolina A&T	Greensboro, N.C.	FA
Meinerz, Quinn	G	6-3	320	11/15/98	Wisconsin-Whitewater	Hartford, Wis.	D3a
Mintze, Andre	OLB	6-3	246	9/10/98	Vanderbilt	Philadelphia, Pa.	FA
Prentice, Adam	FB	6-0	245	1/16/97	South Carolina	Fresno, Calif.	FA
Robinson, Curtis	ILB	6-3	235	6/2/98	Stanford	Irvine, Calif.	FA
Sizer, Deyon (1)	DT	6-4	280	8/16/1996	Colorado State-Pueblo	Centennial, Colo.	FA-'20
Spencer, Marquiss	DE	6-4	300	7/16/97	Mississippi State	Greenwood, Miss.	D7c
Sterns, Caden	S	6-1	207	11/2/99	Texas	Cibolo, Texas	D5a
Surtain II, Pat	CB	6-2	202	4/14/00	Alabama	Plantation, Fla.	D1
Taumoepenu, Pita (1)	OLB	6-1	245	10/6/95	Utah	Provo, Utah	FA
Vincent Jr., Kary	S	5-10	189	2/27/99	LSU	Houston, Texas	D7a
Williams, Javonte	RB	5-10	220	4/25/00	North Carolina	Wallace, N.C.	D2
Williams, Seth	WR	6-3	211	4/10/00	Auburn	Cottondale, Ala.	D6

The term **NFL Rookie** is defined as a player who is in his first season of professional football and has not been on the roster of another professional football team for any regular-season or postseason games. A **Rookie** is designated by an "R" on NFL rosters. Players who have been active in another professional football league or players who have NFL experience, including either preseason training camp or being on an Active List or Inactive List, or on Reserve/Injured or Reserve/Physically Unable to Perform for fewer than six regular-season games, are termed **NFL First-Year Players**. An **NFL First-Year Player** is designated by a "1" on NFL rosters. Thereafter, a player is credited with an additional year of experience for each season in which he accumulates six games on the Active List or Inactive List, or on Reserve/Injured or Reserve/Physically Unable to Perform.

Log on to www.denverbroncos.com for an up-to-date roster.

HOUSTON TEXANS



**American Football Conference
South Division**
Two NRG Park
Houston, TX 77054
Telephone: (832) 667-2000

Team Colors: Deep Steel Blue, Battle Red and Liberty White

2021 SCHEDULE

PRESEASON

Aug. 14 at Green Bay7:00 PM
Aug. 21 at Dallas7:00 PM
Aug. 28 Tampa Bay7:00 PM

REGULAR SEASON

Sept. 12 Jacksonville12:00 PM
Sept. 19 at Cleveland12:00 PM
Sept. 23 Carolina (Thu)7:20 PM
Oct. 3 at Buffalo12:00 PM
Oct. 10 New England12:00 PM
Oct. 17 at Indianapolis12:00 PM
Oct. 24 at Arizona3:25 PM
Oct. 31 L.A. Rams12:00 PM
Nov. 7 at Miami12:00 PM
BYE
Nov. 21 at Tennessee12:00 PM
Nov. 28 N.Y. Jets12:00 PM
Dec. 5 Indianapolis12:00 PM
Dec. 12 Seattle12:00 PM
Dec. 19 at Jacksonville12:00 PM
Dec. 26 L.A. Chargers12:00 PM
Jan. 2 at San Francisco3:05 PM
Jan. 9 Tennessee12:00 PM

* All times CT

Stadium: NRG Stadium
Houston, TX 77054
Opened: 2002
Capacity: 71,995
Playing Surface: Artificial Turf

Training Camp:
Houston Methodist
Training Center

CLUB OFFICIALS

OWNERSHIP

Co-Founder and Senior Chair:
Janice S. McNair
Chairman and Chief Executive Officer:
D. Cal McNair

FOOTBALL OPERATIONS

General Manager: Nick Caserio
Executive Vice President, Football
Operations: Jack Easterby
Head Coach: David Culley
Director of Football Technology: Tim Brog
Head Strength and Conditioning:
Mike Eubanks
Director of Football Operations and Team
Logistics: Clay Hampton
Director of Team Wellness: Ladd Harris
Director of Football Information Systems:
Russell Joyner
Director of Medical Administration:
Geoff Kaplan
Director of Security and Facility
Operations: Brent Naccara
Director of Athletic Training and Physical
Therapy / Head Athletic Trainer:
Roland Ramirez
Director of Team Development:
Dylan Thompson

BUSINESS OPERATIONS

President: Greg Grissom
Executive Vice President and Chief Legal and
Administrative Officer: Suzie Thomas
Senior Vice President and Chief Marketing
Officer: Jennifer Davenport
Senior Vice President, Chief Financial
Officer and Treasurer: Marilan Logan
Senior Vice President, Ticketing and Event
Services: John Schriever
Vice President, Ticket Sales and Business
Insights: Derek Beeman
Vice President and General Counsel:
Greg Kondritz
Vice President, Human Resources:
Anita Martin
Vice President and Chief Information
Officer: Jeff Schmitz
Vice President, Broadcasting:
Marc Vandermeer

COACHING HISTORY

(139-175-0)

2002-05 Dom Capers18-46-0
2006-13 Gary Kubiak*63-66-0
2013 Wade Phillips0-3-0
2014-20 Bill O'Brien**54-52-0
2020 Romeo Crennel4-8-0

* Released after 13 games in 2013
** Released after four games in 2020

PAID ATTENDANCE, 2020

Home 53,894 Away 51,707
Total 105,601
Single-game home record,
72,025 (12/1/19)
Single-season home record,
560,413 (2016)

2021 DRAFT CHOICES

Rd	Name	Pos	College
3	Davis Mills	QB	Stanford
3	Nico Collins	WR	Michigan
5	Brevin Jordan	TE	Miami (Fla.)
5	Garret Wallow	LB	TCU
6	Roy Lopez	DL	Arizona

HOUSTON TEXANS

2020 TEAM RECORD

REGULAR SEASON (4-12)

Date	Opponent	Result
Sept. 10	at Kansas City	L 20-34
Sept. 20	BALTIMORE	L 16-33
Sept. 27	at Pittsburgh	L 21-28
Oct. 4	MINNESOTA	L 23-31
Oct. 11	JACKSONVILLE	W 30-14
Oct. 18	at Tennessee (OT)	L 36-42
Oct. 25	GREEN BAY	L 20-35
Nov. 8	at Jacksonville	W 27-25
Nov. 15	at Cleveland	L 7-10
Nov. 22	NEW ENGLAND	W 27-20
Nov. 26	at Detroit	W 41-25
Dec. 6	INDIANAPOLIS	L 20-26
Dec. 13	at Chicago	L 7-36
Dec. 20	at Indianapolis	L 20-27
Dec. 27	CINCINNATI	L 31-37
Jan. 3	TENNESSEE	L 38-41

SCORE BY PERIODS

Team	60	124	82	118	0	—	384
Opponents	103	155	74	126	6	—	464

2020 TEAM STATISTICS

	Team	Opp.
Total First Downs	326	390
Rushing	83	145
Passing	222	222
Penalty	21	23
3rd Down: Made/Att	83/193	96/202
3rd Down Pct.	43.0	47.5
4th Down: Made/Att	9/16	11/21
4th Down Pct.	56.3	52.4
Possession Avg.	27:12	32:48
Total Net Yards	6004	6668
Avg. Per Game	375.3	416.8
Total Plays	940	1068
Avg. Per Play	6.4	6.2
Net Yards Rushing	1466	2564
Avg. Per Game	91.6	160.3
Total Rushes	344	493
Net Yards Passing	4538	4104
Avg. Per Game	283.6	256.5
Sacked/Yards Lost	50/305	34/221
Gross Yards	4843	4325
Att./Completions	546/383	541/377
Completion Pct.	70.1	69.7
Had Intercepted	7	3
Punts/Average	55/46.0	51/44.8
Net Punting Avg.	55/41.5	51/40.1
Penalties/Yards	80/619	76/678
Fumbles/Ball Lost	21/11	11/6
Touchdowns	44	55
Rushing	10	24
Passing	33	30
Returns	1	1

2020 INDIVIDUAL STATISTICS

PASSING	Att	Cmp	Yds	Cmp%	Yds/Att	TD	TD%	Int	Int%	LG	Sk/Lost	Rtng
Watson	544	382	4823	70.2	8.87	33	6.1	7	1.3	77t	49/293	112.4
Cobb	1	0	0	0.0	0.00	0	0.0	0	0.0	---	---	39.6
McCarron	1	1	20	100.0	20.00	0	0.0	0	0.0	20	1/12	118.8
Team	546	383	4843	70.1	8.87	33	6.0	7	1.3	77t	50/305	112.3
Opponents	541	377	4325	69.7	7.99	30	5.5	3	0.6	73t	34/221	109.6

SCORING	TD			PAT	FG	Saf	Pts	
	Tot	Ru	Rec					
Fairbairn	0	0	0	37/40	27/31	0	118	
Fuller	8	0	0	0	0	0	48	
Da.Johnson	8	6	2	0	0	0	48	
Cooks	6	0	0	0	0	0	36	
Fells	4	0	4	0	0	0	24	
Coutee	3	0	3	0	0	0	20	
Cobb	3	0	3	0	0	0	18	
Watson	3	3	0	0	0	0	18	
P.Brown	2	0	2	0	0	0	12	
Du.Johnson	2	1	1	0	0	0	12	
Akins	1	0	1	0	0	0	6	
Hansen	1	0	1	0	0	0	6	
Prosisie	1	0	1	0	0	0	6	
Stills	1	0	1	0	0	0	6	
Watt	1	0	0	1	0	0	6	
Team	44	10	33	1	37/40	27/31	0	384
Opponents	55	24	30	1	49/50	25/31	2	464

2-Pt Conv: Coutee. Team 1-4. Opponents 3-4.

RUSHING	No.	Yds	Avg	LG	TD
Da.Johnson	147	691	4.7	48	6
Watson	90	444	4.9	16	3
Du.Johnson	77	235	3.1	23	1
Howell	16	64	4.0	9	0
Prosisie	10	19	1.9	7	0
Phillips	2	9	4.5	5	0
Akins	1	4	4.0	4	0
Fuller	1	0	0.0	0	0
Team	344	1466	4.3	48	10
Opponents	493	2564	5.2	94t	24

RECEIVING	No.	Yds	Avg	LG	TD
Cooks	81	1150	14.2	57t	6
Fuller	53	879	16.6	77t	8
Cobb	38	441	11.6	34	3
Akins	37	403	10.9	26	1
Coutee	33	400	12.1	64	3
Da.Johnson	33	314	9.5	32	2
Du.Johnson	28	249	8.9	48	1
Fells	21	312	14.9	44t	4
Hansen	17	236	13.9	38t	1
P. Brown	14	163	11.6	29	2
Stills	11	144	13.1	24t	1
Mitchell	5	60	12.0	20	0
Prosisie	5	18	3.6	10	1
Warring	3	35	11.7	23	0
Carter	1	8	8.0	8	0
Phillips	1	7	7.0	7	0
Gillaspia	1	6	6.0	6	0
Howell	1	3	3.0	3	0
Heck	0	8	---	8	0
Scharping	0	7	---	7	0
Team	383	4843	12.6	77t	33
Opponents	377	4325	11.5	73t	30

INTERCEPTIONS	No.	Yds	Avg	LG	TD
Watt	1	19	19.0	19t	1
Hargreaves	1	0	0.0	0	0
Roby	1	0	0.0	0	0
Team	3	19	6.3	19t	1
Opponents	7	106	15.1	48	0

PUNTING	No.	Yds	Avg	Net Bt	In20	LG	B	
Anger	54	2505	46.4	41.8	6	19	67	0
Fairbairn	1	26	26.0	26.0	0	1	26	0
Team	55	2531	46.0	41.5	6	20	67	0
Opponents	51	2285	44.8	40.1	4	19	62	1

PUNT RETURNS	Ret	FC	Yds	Avg	LG	TD
Carter	11	4	96	8.7	19	0
Coutee	7	6	48	6.9	11	0
Fuller	2	1	14	7.0	13	0
Team	20	11	158	7.9	19	0
Opponents	19	21	128	6.7	16	0

KICKOFF RETURNS	No.	Yds	Avg	LG	TD
Carter	12	250	20.8	29	0
Prosisie	8	149	18.6	24	0
Hilliard	5	104	20.8	23	0
Coutee	5	97	19.4	28	0
Phillips	5	96	19.2	26	0
Owens	1	26	26.0	26	0
Team	36	722	20.1	34	0
Opponents	34	705	20.7	40	0

FIELD GOALS	1-19	20-29	30-39	40-49	50+
Fairbairn	0/0	8/8	9/9	6/8	4/6
Team	0/0	8/8	9/9	6/8	4/6
Opponents	1/1	4/6	12/13	6/8	2/3

SACKS	No.
Watt	5.0
Mercilus	4.0
Omenihu	4.0
Cunningham	3.0
J.Martin	3.0
Adams	2.0
N.Hall	2.0
Murray	2.0
Ju.Reid	2.0
Watkins	2.0
A.Brown	1.0
Greenard	1.0
P.Hall	1.0
Liuget	1.0
A.Moore	1.0
(Team)	1.0
Team	34.0
Opponents	50.0

HOUSTON TEXANS

RECORD HOLDERS

INDIVIDUAL RECORDS—CAREER

Category	Name	Performance
Rushing (Yds.)	Arian Foster, 2009-15	6,472
Passing (Yds.)	Matt Schaub, 2007-13	23,221
Passing (TDs)	Matt Schaub, 2007-13	124
Receiving (No.)	Andre Johnson, 2003-14	1,012
Receiving (Yds.)	Andre Johnson, 2003-14	13,597
Interceptions	Johnathan Joseph, 2011-19	17
Punting (Avg.)	Shane Lechler, 2013-17	47.6
Punt Return (Avg.)	Jacoby Jones, 2007-11	10.2
Kickoff Return (Avg.)	André Davis, 2007-09	25.4
Field Goals	Kris Brown, 2002-09	172
Touchdowns (Tot.)	Arian Foster, 2009-15	68
Points	Kris Brown, 2002-09	767
*Sacks	J.J. Watt, 2011-20	101.0

INDIVIDUAL RECORDS—SINGLE SEASON

Category	Name	Performance
Rushing (Yds.)	Arian Foster, 2010	1,616
Passing (Yds.)	Deshaun Watson, 2020	4,823
Passing (TDs)	Deshaun Watson, 2020	33
Receiving (No.)	Andre Johnson, 2008	115
Receiving (Yds.)	DeAndre Hopkins, 2018	115
Interceptions	Andre Johnson, 2012	1,598
Interceptions	Marcus Coleman, 2003	7
Punting (Avg.)	Shane Lechler, 2017	49.0
Punt Return (Avg.)	Keshawn Martin, 2012	12.1
Kickoff Return (Avg.)	André Davis, 2007	30.3
Field Goals	Ka'imi Fairbairn, 2018	37
Touchdowns (Tot.)	Arian Foster, 2010	18
Points	Ka'imi Fairbairn, 2018	150
*Sacks	J.J. Watt, 2012, 2014	20.5

INDIVIDUAL RECORDS—SINGLE GAME

Category	Name	Performance
Rushing (Yds.)	Arian Foster, 9-12-10	231
Passing (Yds.)	Matt Schaub, 11-18-12	527
Passing (TDs)	Ryan Fitzpatrick, 11-30-14	6
Receiving (No.)	Andre Johnson, 11-18-12	14
Receiving (Yds.)	Will Fuller V, 10-6-19	14
Interceptions	Andre Johnson, 11-18-12	273
Interceptions	Glover Quin, 11-28-10	3
Field Goals	Randy Bullock, 12-21-14	6
Touchdowns (Tot.)	Ryan Moats, 11-1-09	3
Touchdowns (Tot.)	Arian Foster, 9-12-10, 10-23-11, 10-26-14	3
Touchdowns (Tot.)	Andre Johnson, 11-3-13	3
Touchdowns (Tot.)	Ben Tate, 12-1-13	3
Touchdowns (Tot.)	DeAndre Hopkins, 10-8-17	3
Touchdowns (Tot.)	Will Fuller V, 10-6-19	3
Points	Randy Bullock, 12-21-14	19
*Sacks	Connor Barwin, 11-27-11	4.0

*Sacks became an official statistic in 1982.

2021 COACHING STAFF

David Culley, Head Coach

Pro Career: David Culley was named head coach of the Houston Texans on Jan. 29, 2021, becoming the fourth head coach in franchise history. Culley joined the Texans from the Baltimore Ravens, where he served the last two seasons (2019-20) as the assistant head coach/pass coordinator/wide receivers coach. Culley owns 27 years of NFL coaching experience and 43 overall in coaching after a 16-year career on the collegiate level. As an NFL coach, Culley has captured 10 division titles, made the playoffs in 17 different seasons and appeared in six conference championship games. From 2019-20 Culley

was the assistant head coach/pass coordinator/wide receivers coach for the Ravens and assisted in creating a passing scheme that complemented the team's dynamic rushing attack. In 2020, Culley helped the Baltimore offense post the seventh-most points per game (29.3) in the league despite numerous key players in and out of the lineup. In 2019, he helped a Ravens offense that led the NFL in scoring at 33.2 points per game. His coaching yielded a unit that ranked second in the league in total yards per game (407.6), while also setting single-season team records in touchdowns (64), points (531), net yards (6,521), rushing yards (3,296), first downs (386) and

fewest turnovers (15). Prior to joining the Ravens, Culley spent 2017-18 as the quarterbacks coach for the Bills. In 2018, he helped develop QB Josh Allen, who posted the franchise record for the most total touchdowns (18) produced by a Bills rookie quarterback. He also worked with QB Tyrod Taylor in 2017 when Taylor led Buffalo to a 9-7 season, resulting in the franchise's first playoff berth since 1999. Culley served as the assistant head coach/wide receivers coach with the Chiefs from 2013-16, helping to guide the team to three playoff appearances and a cumulative record of 43-21. Culley spent 14 seasons with the Eagles (1999-2012) as the wide receivers coach

HOUSTON TEXANS

from 1999-2010 and as a senior offensive assistant/wide receivers coach in 2011-12. During his tenure, Philadelphia made nine playoff appearances, advancing to five NFC Championship Games and one Super Bowl (2004). From 1999-2008, Culley and the Eagles won the NFC East Division five times and made the NFC Championship Game on five occasions. Under Culley's coaching in 2004, WR Terrell Owens earned first-team All-Pro honors when he posted 77 receptions for 1,200 yards (15.6 avg.) and a single-season franchise-record 14 receiving touchdowns. Philadelphia would go on to advance to Super Bowl XXXIX vs. New England behind Owens' tremendous season. Culley was hired as the Steelers' wide receivers coach in 1996 and spent three seasons (1996-98) in that role with the team. In 1997, he assisted WR Yancey Thigpen in his Pro Bowl season when he logged a career-high 1,398 receiving yards and seven touchdowns as Pittsburgh went 11-5 and claimed the AFC North Division title. Culley came to the Steelers after spending the previous two years (1994-95) with the Buccaneers as the wide receivers coach. Prior to coaching in the NFL, Culley had eight coaching stops in college over a 16-year span (1978-93).

Background: Culley was a four-year letter winner (1973, 1975-77) and the first Black quarterback ever to play at Vanderbilt University. Previously coached collegiately at Austin Peay (1978), Vanderbilt (1979-81), Middle Tennessee State (1982), Tennessee-Chattanooga (1983), Western Kentucky (1984), Southwestern Louisiana (1985-88), Texas-El Paso (1989-90) and Texas A&M (1991-93).

Personal: Born Sept. 17, 1955, in Sparta, Tenn. He and his wife, Carolyn, have two children, Monty and Jessie.

ASSISTANT COACHES

Sean Baker, assistant special teams; born Nov. 6, 1988, Youngstown, Ohio. Defensive back Ball State 2008-11. Pro defensive back Tampa Bay Buccaneers 2012, Atlanta Falcons 2013-15, Indianapolis Colts 2015, Cleveland Browns 2016. College coach: Youngstown State 2017-19, LSU 2020. Pro coach: Joined Texans in 2021.

Danny Barrett, running backs; born Dec. 18, 1961, Boynton Beach, Fla. Quarterback Cincinnati 1979-82. Pro quarterback Calgary Stampeders (CFL) 1983-85, 1990-91 and 1996, Toronto Argonauts (CFL) 1985-88, British Columbia Lions (CFL) 1992-93 and 1998, Ottawa Rough Riders (CFL) 1994-95. College coach: Buffalo 2007-09, Central Florida 2011-15. Pro coach: Calgary Stampeders (CFL) 1997, British Columbia Lions (CFL) 1998-99, Saskatchewan Roughriders (CFL) 2000-06, Miami Dolphins 2016-17. Joined Texans in 2018.

Andy Bischoff, tight ends; born Dec. 8, 1970, Fargo, N.D. Center South Dakota 1990-94. No pro playing experience. Pro coach: Montreal Alouettes (CFL) 2008-12, Chicago Bears 2013-14, Baltimore Ravens 2015-20. Joined Texans in 2021.

Ben Bolling, defensive assistant; born Dec. 9, 1992, Raleigh, N.C. Wide receiver Campbell 2012-15. No pro playing experience. College coach: Campbell 2016-20. Pro coach: Joined Texans in 2021.

James Campen, offensive line; born June 11, 1964, Sacramento, Calif. Offensive lineman Sacramento (Calif.) City Junior College 1982-83 and Tulane 1984-85. Pro offensive lineman New Orleans Saints 1986-88, Green Bay Packers 1989-93. Pro coach: Green Bay Packers 2004-18, Cleveland Browns 2019, Los Angeles Chargers 2020. Joined Texans in 2021.

Ilir Emini, defensive assistant; born Feb. 1, 1994, Yorkville, Ill. Wide receiver Knox College 2012-15. No pro playing experience. College coach: Wofford 2016-18, Illinois 2019-20. Pro coach: Joined Texans in 2021.

Pep Hamilton, passing game coordinator/quarterbacks; born Sept. 19, 1974, Charlotte, N.C. Quarterback Howard 1993-96. No pro playing experience. College coach: Howard 1997-2001, Stanford 2010-12, Michigan 2017-18. Pro coach: Baltimore Ravens 2002, New York Jets 2003-05, San Francisco 49ers 2006, Chicago Bears 2007-09, Indianapolis Colts 2013-15, Cleveland Browns 2016, DC Defenders (XFL) 2020 (head coach), Los Angeles Chargers 2020. Joined Texans in 2021.

Greg Jackson, safeties; born Aug. 20, 1966, Miami, Fla. Defensive back LSU 1985-88. Pro defensive back New York Giants 1989-93, Philadelphia Eagles 1994-95, New Orleans Saints 1996, San Diego Chargers 1997-2000. College coach: Idaho 2003, Louisiana-Monroe 2004-06, Tulane 2007-09, Wisconsin 2010, Michigan 2015. Pro Coach: San Francisco 49ers 2011-14, Dallas Cowboys 2016-19. Joined Texans in 2021.

Tim Kelly, offensive coordinator; born Aug. 17, 1986, Chicago Heights, Ill. Defensive tackle Eastern Illinois 2004-07. No pro playing experience. College coach: Illinois Wesleyan 2008-09, Minnesota State-Moorhead 2010, Ball State 2011, Penn State 2012-13. Pro coach: Joined Texans in 2014.

Bobby King, defensive line; born June 29, 1978, Louisville, Ky. Linebacker Texas El-Paso 1998-2000. No pro playing experience. College coach: Texas El-Paso 2002-03, West Texas A&M 2005 and 2008-09, Baylor 2006-07. Pro coach: Dallas Cowboys 2010, Houston Texans 2011-13, San Diego Chargers 2014-16. Re-joined Texans in 2017.

Robert Kugler, assistant offensive line/offensive assistant; born Dec. 11, 1992, Pittsburgh, Pa. Offensive lineman Purdue 2012-15. Pro offensive lineman Buffalo Bills 2016. College coach: Texas El-Paso 2017, Washington 2018, Appalachian State 2019-20. Pro coach: Joined Texans in 2021.

Ben McDaniels, assistant wide receivers/offensive assistant; born June 6, 1980, Canton, Ohio. Quarterback Kent State 1999-2001. No pro playing experience. College coach: Minnesota 2004-05, Rutgers 2014-15, Michigan 2018-20. Pro coach: Denver Broncos 2009-10, Tampa Bay Buccaneers 2012-13, Chicago Bears 2016-17. Joined Texans in 2021.

DeNarius McGhee, offensive assistant; born June 12, 1991, McComb, Miss. Quarterback Montana State 2010-13. Pro quarterback Saskatchewan Roughriders (CFL) 2014. College coach: Florida Atlantic 2014, North Carolina State 2015-16, Montana State 2017-19. Pro coach: Joined Texans in 2020.

Robert Prince, wide receivers; born May 8, 1965, Okinawa, Japan. Wide receiver Humboldt State 1987-90. No pro playing experience. College coach: Humboldt State 1989-90, Montana State 1991, Fort Lewis College 1994-95, Portland State 1998-2000, Boise State 2001-03 and 2011-13, Colorado 2010. Pro coach: Japanese X League 1996-97, Atlanta Falcons 2004-06, Jacksonville Jaguars 2007-08, Seattle Seahawks 2009, Detroit Lions 2014-20. Joined Texans in 2021.

Frank Ross, special teams coordinator; born July 24, 1987, Youngstown, Ohio. Wide receiver John Carroll 2007-10. No pro playing experience. College coach: John Carroll 2013-14. Pro coach: Indianapolis Colts 2018-20. Joined Texans in 2021.

Allen Smith, assistant defensive line/defensive assistant; born April 21, 1990, Columbia, S.C. Defensive end Wofford 2009-12. No pro playing experience. College coach: Appalachian State 2015, Duke 2016, Virginia Military Institute 2017, Wofford 2018-20. Pro coach: Joined Texans in 2021.

Lovie Smith, associate head coach/defensive coordinator; born May 8, 1958, Gladewater, Texas. Defensive back Tulsa 1976-79. No pro playing experience. College coach: Tulsa 1983-86, Wisconsin 1987, Arizona State 1988-91, Kentucky 1992, Tennessee 1993-94, Ohio State 1995, Illinois 2016-20 (head coach). Pro coach: Tampa Bay Buccaneers 1996-2000, St. Louis Rams 2001-03, Chicago Bears 2004-12 (head coach), Tampa Bay Buccaneers 2014-15 (head coach). Joined Texans in 2021.

Miles Smith, linebackers; born Sept. 27, 1989, Mesa, Ariz. No college or pro playing experience. College coach: Illinois 2018-20. Pro coach: Tampa Bay Buccaneers 2014-15. Joined Texans in 2021.

Dino Vasso, cornerbacks; born Nov. 8, 1987, Philadelphia, Pa. Defensive back New Hampshire 2006-10. No pro playing experience. College coach: Temple 2011, Missouri 2012. Pro coach: Kansas City Chiefs 2013-15, Philadelphia Eagles 2016-20. Joined Texans in 2021.

HOUSTON TEXANS

2021 VETERAN ROSTER

No.	Name	Pos.	Ht.	Wt.	Birthdate	NFL		Hometown	How Acq.	'20 Games/ Starts
						Exp.	College			
88	Akins, Jordan	TE	6-4	243	4/19/1992	4	Central Florida	Locust Grove, Ga.	D3c-18	13/5
30	Armstrong, Cornell	DB	6-0	185	9/22/1995	4	Southern Mississippi	Bassfield, Miss.	FA-19	10/0
	Auclair, Antony	TE	6-6	256	5/28/1993	5	Laval	Notre-Dame-des-Pins, Quebec, Canada	UFA-21 (TB)	8/2
90	Blacklock, Ross	DL	6-3	290	7/9/1998	2	TCU	Missouri City, Texas	D2-20	15/1
	Britt, Justin	OL	6-6	315	5/29/1991	7	Missouri	Lebanon, Mo.	FA-21	0*
	Brooks, Terrence	DB	5-11	205	3/2/1992	8	Florida State	Dunnellon, Fla.	UFA-21 (NE)	14/2*
85	Brown, Pharaoh	TE	6-6	258	5/4/1994	4	Oregon	Cleveland, Ohio	FA-20	13/9
t-	Cannon, Marcus	OL	6-6	335	5/6/1988	10	TCU	Odessa, Texas	T-21 (NE)	0*
	Christian Sr., Geron	OL	6-6	315	9/10/1996	4	Louisville	Ocala, Fla.	W-21 (WAS)	6/6*
18	Cobb, Randall	WR	5-10	195	8/22/1990	11	Kentucky	Maryville, Tenn.	UFA-20 (DAL)	10/2
	Collins, Maliek	DL	6-2	310	4/8/1995	6	Nebraska	Kansas City, Mo.	UFA-21 (LV)	12/11*
	Conley, Chris	WR	6-3	205	10/25/1992	7	Georgia	Dallas, Ga.	UFA-21 (JAX)	15/4*
13	Cooks, Brandin	WR	5-10	183	9/25/1993	8	Oregon State	Stockton, Calif.	T-20 (LAR)	15/15
82	Coulter, Isaiah	WR	6-2	198	9/18/1998	2	Rhode Island	Brandywine, Md.	D5-20	1/0
16	Coutee, Keke	WR	5-11	187	1/14/1997	4	Texas Tech	Lufkin, Texas	D4-18	8/4
35	Crossen, Keion	DB	5-10	185	4/17/1996	4	Western Carolina	Garysburg, N.C.	T-19 (NE)	16/4
41	Cunningham, Zach	LB	6-3	238	12/2/1994	5	Vanderbilt	Pinson, Ala.	D2-17	16/16
	Davis, Tae	LB	6-1	224	8/14/1996	4	Chattanooga	Oxford, Ala.	FA-21	13/0*
	Driskel, Jeff	QB	6-4	235	4/23/1993	6	Louisiana Tech	Oviedo, Fla.	FA-21	3/1*
92	Dunn, Brandon	DL	6-2	310	9/5/1992	6	Louisville	Louisville, Ky.	FA-15	13/13
53	Ejiofor, Duke	DL	6-4	255	4/24/1995	4	Wake Forest	Houston, Texas	D6a-18	0*
	Erickson, Alex	WR	6-0	195	11/6/1992	6	Wisconsin	Darlington, Wis.	UFA-21 (CIN)	16/2*
7	Fairbairn, Ka'imi	K	6-0	183	1/29/1994	6	UCLA	Kailua, Hawaii	CFA-16	16/0
77	Froholdt, Hjalte	OL	6-5	310	8/20/1996	3	Arkansas	Svendborg, Denmark	W-20 (NE)	8/0*
52	Greenard, Jonathan	DL	6-3	263	5/25/1997	2	Florida	Hiram, Ga.	D3-20	13/1
	Grugier-Hill, Kamu	LB	6-2	230	5/16/1994	6	Eastern Illinois	Papakolea, Hawaii	UFA-21 (MIA)	15/1*
48	Hall, Nate	LB	6-2	235	4/6/1996	2	Northwestern	Toledo, Ohio	FA-19	10/0
26	Hargreaves III, Vernon	DB	5-10	204	6/3/1995	6	Florida	Tampa, Fla.	W-19 (TB)	16/16
67	Heck, Charlie	OL	6-8	311	11/20/1996	2	North Carolina	Kansas City, Mo.	D4a-20	3/1
	Hewitt, Neville	LB	6-2	234	4/6/1993	7	Marshall	Conyers, Ga.	FA-21	16/16*
27	Hilliard, Dontrell	RB	5-11	202	2/26/1995	4	Tulane	Baton Rouge, La.	W-20 (CLE)	7/0*
71	Howard, Tytus	OL	6-5	322	5/23/1996	3	Alabama State	Monroeville, Ala.	D1-19	14/14
38	Howell, Buddy	RB	6-1	218	3/27/1996	4	Florida Atlantic	Coconut Grove, Fla.	W-18 (MIA)	14/0
	Ingram II, Mark	RB	5-9	215	12/21/1989	11	Alabama	Flint, Mich.	FA-21	11/9*
t-	Izzo, Ryan	TE	6-5	255	12/21/1995	4	Florida State	Sparta, N.J.	T-21 (NE)	12/12*
	Jenkins, Jordan	DL	6-3	260	7/1/1994	6	Georgia	Hamilton, Ga.	UFA-21 (NYJ)	12/12*
32	Johnson Jr., Lonnie	DB	6-2	213	11/4/1995	3	Kentucky	Gary, Ind.	D2a-19	16/5
31	Johnson, David	RB	6-1	224	12/16/1991	7	Northern Iowa	Clinton, Iowa	T-20 (ARI)	12/12
	Johnson, Jaleel	DL	6-3	316	7/12/1994	5	Iowa	Brooklyn, N.Y.	UFA-21 (MIN)	16/16*
63	Johnson, Roderick	OL	6-6	306	11/28/1995	5	Florida State	Florissant, Mo.	W-18 (CLE)	12/3
	Johnston, Cameron	P	5-11	194	2/24/1992	4	Ohio State	Geelong, Australia	FA-21	16/0*
	King II, Desmond	DB	5-10	200	12/14/1994	5	Iowa	Detroit, Mich.	UFA-21 (TEN)	15/8*
	Kirksey, Christian	LB	6-2	235	8/31/1992	8	Iowa	St. Louis, Mo.	FA-21	11/11*
t-	Lawson, Shaq	DL	6-3	267	6/17/1994	6	Clemson	Central, S.C.	T-21 (MIA)	14/7*
	Lindsay, Phillip	RB	5-8	190	7/24/1994	4	Colorado	Denver, Colo.	FA-21	11/8*
54	Martin, Jacob	DL	6-2	242	12/11/1995	4	Temple	Katy, Texas	T-19 (SEA)	14/1
	McCray, Justin	OL	6-3	315	5/31/1992	5	Central Florida	Miami, Fla.	UFA-21 (ATL)	10/2*
59	Mercilus, Whitney	DL	6-4	258	7/21/1990	10	Illinois	Akron, Ohio	D1-12	13/12
	Mitchell, Terrance	DB	5-11	191	5/17/1992	8	Oregon	Sacramento, Calif.	UFA-21 (CLE)	16/16*
	Moncrief, Donte	WR	6-2	216	8/6/1993	8	Mississippi	Raleigh, Miss.	UFA-21 (NE)	6/0*
33	Moore Jr., A.J.	DB	5-11	200	12/15/1995	4	Mississippi	Bassfield, Miss.	W-18 (NE)	11/5
	Moore, Chris	WR	6-1	200	6/16/1993	6	Cincinnati	Tampa, Fla.	UFA-21 (BAL)	3/0*
23	Murray, Eric	DB	5-11	199	1/7/1994	6	Minnesota	Milwaukee, Wis.	UFA-20 (CLE)	14/14
	Nickerson, Hardy	LB	6-0	235	1/5/1994	5	Illinois	Oakland, Calif.	UFA-21 (MIN)	14/11*
94	Omenihu, Charles	DL	6-5	280	8/20/1997	3	Texas	Houston, Texas	D5-19	15/5
36	Owens, Jonathan	DB	5-11	210	7/22/1995	3	Missouri Western State	St. Louis, Mo.	FA-19	6/0
40	Phillips, Scottie	RB	5-8	209	10/6/1997	2	Mississippi	Ellisville, Miss.	CFA-20	8/0
	Pierre-Louis, Kevin	LB	6-0	231	10/7/1991	8	Boston College	Norwalk, Conn.	UFA-21 (WAS)	13/11*
34	Reid, John	DB	5-10	187	5/15/1996	2	Penn State	Mount Laurel, N.J.	D4b-20	13/1
20	Reid, Justin	DB	6-1	203	2/15/1997	4	Stanford	Prairieville, La.	D3a-18	13/13
	Rivers, Derek	DL	6-5	250	5/9/1994	5	Youngstown State	Kinston, N.C.	UFA-21 (LAR)	13/0*
	Roberts, Andre	WR	5-11	195	1/9/1988	12	The Citadel	Columbia, S.C.	UFA-21 (BUF)	15/0*
21	Roby, Bradley	DB	5-11	194	5/1/1992	8	Ohio State	Fort Worth, Texas	UFA-19 (DEN)	10/10
74	Scharping, Max	OL	6-6	327	8/10/1996	3	Northern Illinois	Green Bay, Wis.	D2b-19	15/8
	Smith, Tremon	DB	5-11	190	7/20/1996	4	Central Arkansas	Anniston, Ala.	FA-21	10/0*
	Taylor, Lane	OL	6-3	324	11/22/1989	9	Oklahoma State	Arlington, Texas	UFA-21 (GB)	1/1*
	Taylor, Taywan	WR	5-11	205	3/2/1995	5	Western Kentucky	Louisville, Ky.	FA-21	3/0*

HOUSTON TEXANS

	Taylor, Tyrod	QB	6-1	217	9/3/1989	11	Virginia Tech	Hampton, Va.	UFA-'21 (LAC)	2/1*
	Taylor, Vincent	DL	6-3	311	1/5/1994	5	Oklahoma State	New Orleans, La.	UFA-'21 (CLE)	15/1*
	Thomas, Joe	LB	6-1	233	5/6/1991	6	South Carolina State	Blackville, S.C.	UFA-'21 (DAL)	15/4*
	Thomas, Tavierre	DB	5-10	205	3/11/1996	4	Ferris State	Detroit, Mich.	FA-'21	16/3*
	Toner, Cole	OL	6-5	310	3/13/1994	4	Harvard	Greenwood, Ind.	FA-'21	10/3*
78	Tunsil, Laremy	OL	6-5	313	8/2/1994	6	Mississippi	Lake City, Fla.	T-'19 (MIA)	14/14
	Walker, DeMarcus	DL	6-4	280	9/30/1994	5	Florida State	Jacksonville, Fla.	UFA-'21 (DEN)	13/4*
81	Warring, Kahale	TE	6-5	252	3/23/1997	3	San Diego State	Sonora, Calif.	D3-'19	7/0
4	Watson, Deshaun	QB	6-2	215	9/14/1995	5	Clemson	Gainesville, Ga.	D1-'17	16/16
46	Weeks, Jon	LS	5-10	242	2/17/1986	12	Baylor	Bethpage, N.Y.	FA-'10	16/0

* Auclair played eight games with Tampa Bay; Britt last active with Seattle in '19; Brooks played 14 games with New England; Cannon opted out of '20 season; Christian played six games with Washington; Collins played 12 games with Las Vegas; Conley played 15 games with Jacksonville; Davis played 13 games with Cleveland; Driskel played three games with Denver; Ejiqfor missed '20 season because of injury; Erickson played 16 games with Cincinnati; Froholdt played eight games with New England; Grugier-Hill played 15 games with Miami; Hewitt played 16 games with New York Jets; Hilliard played five games with Cleveland and two with Houston; Ingram played 11 games with Baltimore; Izzo played 12 games with New England; Jenkins played 12 games with New York Jets; J.Johnson played 16 games with Minnesota; Johnston played 16 games with Philadelphia; King played six games with Los Angeles Chargers and nine games with Tennessee; Kirksey played 11 games with Green Bay; Lawson played 14 games with Miami; Lindsay played 11 games with Denver; McCray played 12 games with Atlanta; Mitchell played 16 games with Cleveland; Moncrief played six games with New England; Moore played three games with Baltimore; Nickerson played four games with Minnesota; Pierre-Louis played 13 games with Washington; Rivers played eight games with New England and five games with Los Angeles Rams; Roberts played 15 games with Buffalo; Smith played 10 games with Indianapolis; L.Taylor played one game with Green Bay; Ta.Taylor played three games with Cleveland; Ty.Taylor played two games with Los Angeles Chargers; V.Taylor played 15 games with Cleveland; J.Thomas played 15 games with Dallas; T.Thomas played 16 games with Cleveland; Toner played 10 games with Los Angeles Chargers; Walker played 13 games with Denver.

t- Texans traded for OL Marcus Cannon (NE), TE Ryan Izzo (NE) and DL Shaq Lawson (MIA).

Traded—DL Eli Ankou (0 games in '20) to DAL and LB Benardrick McKinney (four) to MIA.

Players lost through free agency (five): LB Tyrell Adams (BUF, 16 games in '20); WR Will Fuller (MIA, 11); QB AJ McCarron (ATL, two); LB Brennan Scarlett (MIA, 11); DL Carlos Watkins (DAL, 16).

Also played with Texans in '20—P Bryan Anger (16 games), OL Beau Benzschawel (one), DL Andrew Brown (three), WR DeAndre Carter (nine), DB Anthony Chesley (three), LB Dylan Cole (six), LB Kyle Emanuel (seven), TE Darren Fells (16), DB Mark Fields (two), OL Zach Fulton (16), DB Phillip Gaines (12), FB Cullen Gillaspia (seven), DL P.J. Hall (10), WR Chad Hansen (five), RB Duke Johnson (11), LB Peter Kalamabayi (10), OL Senio Kelemete (14), DL Corey Liuget (six), OL Greg Mancz (four), OL Nick Martin (16), WR Steven Mitchell (six), RB C.J. Prosise (10), OL Brent Qvale (14), WR Kenny Stills (10), DL J.J. Watt (16).

FIRST-YEAR ROSTER

Name	Pos.	Ht.	Wt.	Birthdate	College	Hometown	How Acq.
Alufohai, Auzoyah (1)	DL	6-4	320	10/16/1996	West Georgia	Houston, Texas	FA-'20
Carter, Shyheim (1)	DB	5-10	194	12/15/1997	Alabama	Kentwood, La.	FA
Collins, Nico	WR	6-4	215	3/19/1999	Michigan	Birmingham, Ala.	D3b
Green, Carson	OL	6-6	320	5/4/1999	Texas A&M	Southlake, Texas	FA
Hazelton, Damon	WR	6-3	215	2/28/1997	Missouri	Baltimore, Md.	FA
Jordan, Brevin	TE	6-3	245	7/16/2000	Miami (Fla.)	Las Vegas, Nev.	D5a
Lopez, Roy	DL	6-2	318	8/7/1997	Arizona	Tempe, Ariz.	D6
McCollum, Ryan	OL	6-5	300	3/4/1998	Texas A&M	Spring, Texas	FA
Mills, Davis	QB	6-4	225	10/21/1998	Stanford	Duluth, Ga.	D3a
Quessenberry, Paul (1)	TE	6-2	250	1/8/1992	Navy	Carlsbad, Calif.	FA
Steckler, Jordan (1)	OL	6-5	305	7/16/1996	Northern Illinois	Two Rivers, Wis.	FA
Wallow, Garret	LB	6-2	230	1/25/1999	TCU	New Orleans, La.	D5b

The term **NFL Rookie** is defined as a player who is in his first season of professional football and has not been on the roster of another professional football team for any regular-season or postseason games. A Rookie is designated by an "R" on NFL rosters. Players who have been active in another professional football league or players who have NFL experience, including either preseason training camp or being on an Active List or Inactive List, or on Reserve/Injured or Reserve/Physically Unable to Perform for fewer than six regular-season games, are termed **NFL First-Year Players**. An **NFL First-Year Player** is designated by a "1" on NFL rosters. Thereafter, a player is credited with an additional year of experience for each season in which he accumulates six games on the Active List or Inactive List, or on Reserve/Injured or Reserve/Physically Unable to Perform.

Log on to www.houstontexans.com for an up-to-date roster.

INDIANAPOLIS COLTS

2020 TEAM RECORD

REGULAR SEASON (11-5)

Date	Opponent	Result
Sept. 13	at Jacksonville	L 20-27
Sept. 20	MINNESOTA	W 28-11
Sept. 27	N.Y. JETS	W 36-7
Oct. 4	at Chicago	W 19-11
Oct. 11	at Cleveland	L 23-32
Oct. 18	CINCINNATI	W 31-27
Nov. 1	at Detroit	W 41-21
Nov. 8	BALTIMORE	L 10-24
Nov. 12	at Tennessee	W 34-17
Nov. 22	GREEN BAY (OT)	W 34-31
Nov. 29	TENNESSEE	L 26-45
Dec. 6	at Houston	W 26-20
Dec. 13	at Las Vegas	W 44-27
Dec. 20	HOUSTON	W 27-20
Dec. 27	at Pittsburgh	L 24-28
Jan. 3	JACKSONVILLE	W 28-14

POSTSEASON (0-1)

Jan. 9	at Buffalo	L 24-27
--------	------------	---------

SCORE BY PERIODS

Team	107	156	68	117	3	—	451
Opponents	86	137	53	86	0	—	362

2020 TEAM STATISTICS

	Team	Opp.
Total First Downs	364	329
Rushing	129	94
Passing	201	203
Penalty	34	32
3rd Down: Made/Att	78/197	86/203
3rd Down Pct.	39.6	42.4
4th Down: Made/Att	16/26	6/14
4th Down Pct.	61.5	42.9
Possession Avg.	31:01	28:59
Total Net Yards	6049	5314
Avg. Per Game	378.1	332.1
Total Plays	1032	992
Avg. Per Play	5.9	5.4
Net Yards Rushing	1996	1448
Avg. Per Game	124.8	90.5
Total Rushes	459	390
Net Yards Passing	4053	3866
Avg. Per Game	253.3	241.6
Sacked/Yards Lost	21/133	40/261
Gross Yards	4186	4127
Att./Completions	552/371	562/369
Completion Pct.	67.2	65.7
Had Intercepted	11	15
Punts/Average	49/45.2	64/44.3
Net Punting Avg.	49/39.6	64/38.8
Penalties/Yards	94/899	86/755
Fumbles/Ball Lost	8/4	19/10
Touchdowns	50	43
Rushing	20	16
Passing	24	24
Returns	6	3

2020 INDIVIDUAL STATISTICS

PASSING	Att	Cmp	Yds	Cmp%	Yds/Att	TD	TD%	Int	Int%	LG	Sk/Lost	Rtng
Rivers	543	369	4169	68.0	7.68	24	4.4	11	2.0	55	19/118	97.0
Brissett	8	2	17	25.0	2.13	0	0.0	0	0.0	13	2/15	39.6
Pascal	1	0	0	0.0	0.00	0	0.0	0	0.0	---	0/0	39.6
Team	552	371	4186	67.2	7.58	24	4.3	11	2.0	55	21/133	95.9
Opponents	562	369	4127	65.7	7.34	24	4.3	15	2.7	73	40/261	90.5

TD TD TD TD								
SCORING	Tot	Ru	Rec	Rt	PAT	FG	Saf	Pts
Blankenship	0	0	0	0	43/45	32/37	0	139
Taylor	12	11	1	0			0	72
Hines	7	3	4	0			0	44
Hilton	5	0	5	0			0	32
Burton	5	2	3	0			0	30
Pascal	5	0	5	0			0	30
Brissett	3	3	0	0			0	18
Doyle	3	0	3	0			0	18
Alie-Cox	2	0	2	0			0	12
Carrie	2	0	2	0			0	12
Wilkins	1	1	0	0			0	8
K.Moore	1	0	0	1			0	6
Pittman	1	0	1	0			0	6
X.Rhodes	1	0	0	1			0	6
Rodgers	1	0	0	1			0	6
Willis	1	0	0	1			0	6
Houston	0	0	0	0			2	4
Buckner	0	0	0	0			1	2
Team	50	20	24	6	43/45	32/37	3	451
Opponents	43	16	24	3	41/41	19/23	1	362

2-Pt Conv: Hilton, Hines, Willis. Team 3-5.
Opponents 2-2.

RUSHING	No.	Yds	Avg	LG	TD
Taylor	232	1169	5.0	62t	11
Hines	89	380	4.3	31	3
Wilkins	84	308	3.7	22	1
Harris	6	46	7.7	19	0
Mack	4	26	6.5	18	0
Pittman	3	26	8.7	21	0
Brissett	17	19	1.1	5	3
P.Campbell	2	16	8.0	9	0
Dulin	2	11	5.5	8	0
Burton	2	3	1.5	2t	2
Rivers	18	-8	-0.4	3	0
Team	459	1996	4.3	62t	20
Opponents	390	1448	3.7	31	16

RECEIVING	No.	Yds	Avg	LG	TD
Hines	63	482	7.7	29t	4
Hilton	56	762	13.6	50	5
Pascal	44	629	14.3	42t	5
Pittman	40	503	12.6	45t	1
Taylor	36	299	8.3	39t	1
Alie-Cox	31	394	12.7	45	2
Burton	28	250	8.9	20	3
Doyle	23	251	10.9	28	3
Johnson	14	255	18.2	55	0
Wilkins	12	105	8.8	24	0
Harris	10	79	7.9	21	0
P.Campbell	6	71	11.8	21	0
Dulin	3	53	17.7	34	0
Mack	3	30	10.0	19	0
Fountain	2	23	11.5	12	0
Team	371	4186	11.3	55	24
Opponents	369	4127	11.2	73	24

INTERCEPTIONS	No.	Yds	Avg	LG	TD
K.Moore	4	45	11.3	29t	1
Willis	2	93	46.5	50t	1
Carrie	2	47	23.5	47t	1
X.Rhodes	2	44	22.0	44t	1
Blackmon	2	19	9.5	15	0
Walker	1	11	11.0	11	0
Okereke	1	7	7.0	7	0
Ya-Sin	1	0	0.0	0	0
Team	15	266	17.7	50t	4
Opponents	11	109	9.9	47t	1

PUNTING	No.	Yds	Avg	NetTB	In20	LG	B
Sanchez	42	1940	46.2	40.0	4	18	60
Allen	6	276	46.0	36.7	1	2	51
Team	49	2216	45.2	39.6	5	20	60
Opponents	64	2832	44.3	38.8	2	17	62

PUNT RETURNS	Ret	FC	Yds	Avg	LG	TD
Hines	30	14	300	10.0	26	0
Rodgers	1	1	12	12.0	12	0
Team	31	15	312	10.1	26	0
Opponents	23	10	177	7.7	17	0

KICKOFF RETURNS	No.	Yds	Avg	LG	TD
Rodgers	24	692	28.8	101t	1
T.Smith	8	180	22.5	33	0
Dulin	6	143	23.8	41	0
Hines	3	70	23.3	27	0
Pascal	1	23	23.0	23	0
Wilkins	1	3	3.0	3	0
Team	43	1111	25.8	101t	1
Opponents	51	1087	21.3	42t	1

FIELD GOALS	1-19	20-29	30-39	40-49	50+
Blankenship	0/0	10/10	12/13	9/11	1/3
Team	0/0	10/10	12/13	9/11	1/3
Opponents	0/0	7/7	3/3	5/8	4/5

SACKS	No.
Buckner	9.5
Houston	8.0
Autry	7.5
Lewis	4.0
Leonard	3.0
K. Moore	2.0
Muhammad	2.0
Willis	2.0
Turay	1.0
Stallworth	0.5
Stewart	0.5
Team	40.0
Opponents	21.0

INDIANAPOLIS COLTS

RECORD HOLDERS

INDIVIDUAL RECORDS—CAREER

Category	Name	Performance
Rushing (Yds.)	Edgerrin James, 1999-2005	9,226
Passing (Yds.)	Peyton Manning, 1998-2011	54,828
Passing (TDs)	Peyton Manning, 1998-2011	399
Receiving (No.)	Marvin Harrison, 1996-2008	1,102
Receiving (Yds.)	Marvin Harrison, 1996-2008	14,580
Interceptions	Bobby Boyd, 1960-68	57
Punting (Avg.)	Pat McAfee, 2009-16	46.4
Punt Return (Avg.)	Ron Gardin, 1970-71	13.5
Kickoff Return (Avg.)	Jim Duncan, 1969-71	32.6
Field Goals	Adam Vinatieri, 2006-19	336
Touchdowns (Tot.)	Marvin Harrison, 1996-2008	128
Points	Adam Vinatieri, 2006-19	1,515
*Sacks	Robert Mathis, 2003-16	123.0

INDIVIDUAL RECORDS—SINGLE SEASON

Category	Name	Performance
Rushing (Yds.)	Edgerrin James, 2000	1,709
Passing (Yds.)	Andrew Luck, 2014	4,761
Passing (TDs)	Peyton Manning, 2004	49
Receiving (No.)	Marvin Harrison, 2002	143
Receiving (Yds.)	Marvin Harrison, 2002	1,722
Interceptions	Tom Keane, 1953	11
Punting (Avg.)	Pat McAfee, 2016	49.3
Punt Return (Avg.)	T.J. Rushing, 2007	13.1
Kickoff Return (Avg.)	Jim Duncan, 1970	35.4
Field Goals	Mike Vanderjagt, 2003	37
Touchdowns (Tot.)	Lenny Moore, 1964	20
Points	Mike Vanderjagt, 2003	157
*Sacks	Robert Mathis, 2013	19.5

INDIVIDUAL RECORDS—SINGLE GAME

Category	Name	Performance
Rushing (Yds.)	Jonathan Taylor, 1-3-21	253
Passing (Yds.)	Peyton Manning, 10-31-04	472
Passing (TDs)	Peyton Manning, 9-28-03, 11-25-04	6
Receiving (No.)	Reggie Wayne, 10-3-10	15
Receiving (Yds.)	Raymond Berry, 11-10-57	224
Interceptions	Many times Last time by Mike Prior, 12-20-92	3
Field Goals	Many times Last time by Adam Vinatieri, 10-9-16	5
Touchdowns (Tot.)	Many times Last time by Joseph Addai, 11-26-06	4
Points	Many times Last time by Joseph Addai, 11-26-06	24
*Sacks	Johnnie Cooks, 11-25-84	4.5

*Sacks became an official statistic in 1982.

2021 COACHING STAFF

Frank Reich, Head Coach

Pro Career: Frank Reich was named head coach of the Indianapolis Colts on Feb. 11, 2018. He has 29 years of NFL experience as a player (1985-98) and coach (2006-20). In 2020, Reich led the Colts to an 11-5 record, the best mark for the team dating back to 2014. Indianapolis was just one of four teams to finish in the top 10 in overall offense (10th) and defense (eighth). The playoff appearance was the second for Reich in his three years at the helm. He guided the Colts to a 7-9 record in 2019 and helped Indianapolis register a top-10 rushing attack for the first time since 2001 as the Colts boasted the league's seventh-ranked rushing offense. In his first

season as head coach in 2018, Reich led Indianapolis to a 10-6 regular-season record, including one postseason win and an appearance in the AFC Divisional round. He became just the third head coach in team history to win a playoff game in his first season at the helm. After starting the season with a 1-5 record, the Colts won nine of their final 10 regular-season games to clinch the team's first postseason berth since 2014. Indianapolis became the third team in NFL history to start a season 1-5 and make the playoffs, and just the second to win a playoff game. Reich previously served as offensive coordinator for the Philadelphia Eagles (2016-17) and was instrumental in the team's Super Bowl LII champi-

onship. He also coached for the San Diego Chargers (2013-15), Arizona Cardinals (2012) and Colts (2006-11). Reich enjoyed a 14-year playing career with the Buffalo Bills, Carolina Panthers, New York Jets and Detroit Lions after being selected by the Bills in the third round (57th overall) of the 1985 NFL Draft. Including postseason, he played in 129 career games (22 starts) and passed for 6,858 yards and 47 touchdowns. Reich is most notably known for engineering the greatest comeback in NFL history in a 1992 Wild Card playoff game against the Houston Oilers. Making his first postseason start in place of injured quarterback Jim Kelly, Reich led the Bills to a 41-38 overtime victory despite being down by 32

INDIANAPOLIS COLTS

points early in the third quarter. Career record: 29-22.

Background: Played quarterback at Maryland (1981-84). As a senior, Reich rallied the Terrapins from a 31-0 deficit to defeat the Miami Hurricanes, 42-40, which, entering 2020, is the second-greatest comeback in college football history.

Personal: A native of Freeport, N.Y., Reich was born on Dec. 4, 1961. He and his wife, Linda, have three children and one grandchild.

ASSISTANT COACHES

Klayton Adams, tight ends; born Feb. 13, 1983, Sacramento, Calif. Center Boise State 2003-04. No pro playing experience. College coach: Boise State 2005-06, Western Washington 2007-08, Sacramento St. 2009-10, San Jose St. 2011-12, Colorado 2013-18. Pro coach: Joined Colts in 2019.

Brian Baker, defensive line; born June 20, 1962, Baltimore, Md. Linebacker Maryland 1981-83. No pro playing experience. College coach: Maryland 1984-85, Army 1986, Georgia Tech 1987-95, Mississippi State 2016-18, Alabama 2019. Pro coach: San Diego Chargers 1996, Detroit Lions 1997-2000, Minnesota Vikings 2001-05, St. Louis Rams 2006-08, Carolina Panthers 2009-10, Dallas Cowboys 2011-12, Cleveland Browns 2013, Washington Redskins 2014. Joined Colts in 2020.

Dave Borgonzi, linebackers; born Nov. 19, 1982, Everett, Mass. Linebacker Amherst College 2001-04. No pro playing experience. College coach: Syracuse 2006-07, Harvard 2008-10. Pro coach: Dallas Cowboys 2011-13, Tampa Bay Buccaneers 2014-17. Joined Colts in 2018.

Tyler Boyles, assistant to the head coach; born Dec. 5, 1990, Burlington, N.C. Shooting guard (basketball) Shawnee State 2009-12. No pro playing experience. College coach: Eastern Kentucky 2013, LaGrange College 2014, Middle Tennessee State 2015-19. Pro coach: Joined Colts in 2020.

Marcus Brady, offensive coordinator; born Sept. 24, 1979, San Diego, Calif. Quarterback Cal State Northridge 1998-2001. Pro quarterback Toronto Argonauts (CFL) 2002-03, Hamilton Tiger-Cats (CFL) 2004-05, Montreal Alouettes (CFL) 2006-08. Pro coach: Montreal Alouettes (CFL) 2009-12, Toronto Argonauts (CFL) 2013-17. Joined Colts in 2018.

Matt Eberflus, defensive coordinator; born May 17, 1970, Toledo, Ohio. Linebacker Toledo 1988-91. No pro playing experience. College coach: Toledo 1992-2000, Missouri 2001-08. Pro coach: Cleveland Browns 2009-10, Dallas Cowboys 2011-17. Joined Colts in 2018.

Zane Fakes, assistant strength and conditioning; born Oct. 19, 1990, Plainfield, Ind. Tight end Ball State 2009-13. No pro playing experience. College coach: Ball State 2015-17. Pro coach: Joined Colts in 2018.

Parks Frazier, assistant quarterbacks; born Nov. 20, 1991, Corinth, Miss. Quarterback Murray State 2012-14. No pro playing experience. College coach: Samford 2015, Middle Tennessee State 2015,

Arkansas State 2016-17. Pro coach: Joined Colts in 2018.

Mike Groh, wide receivers; born Dec. 19, 1971, Charlottesville, Va. Quarterback Virginia 1991-95. Pro quarterback Rhein Fire (WFLA) 1997. College coach: Virginia 2001-08, Alabama 2009, 2011-12, Louisville 2010. Pro coach: N.Y. Jets 2000, Chicago Bears 2013-15, L.A. Rams 2016, Philadelphia Eagles 2017-19. Joined Colts in 2020.

Joe Hastings, assistant special teams; born May 5, 1987, Wichita, Kan. Wide receiver Washburn 2005-10. Pro wide receiver San Francisco 49ers 2011-13, Miami Dolphins 2013. College coach: Michigan 2015-17, Indiana State 2018-19, Mississippi 2020. Pro coach: Joined Colts in 2021.

Richard Howell, head strength and conditioning; born Feb. 19, 1972, Bladenboro, N.C. Quarterback Davidson 1990-93. No pro playing experience. College coach: Davidson 1994-98, North Carolina 1998-99. Pro coach: Barcelona Dragons (NFL) 1999. Joined Colts in 2000.

Jerrold Johnson, offensive quality control; born July 27, 1988, Humble, Texas. Quarterback Texas A&M 2006-10. Pro quarterback Philadelphia Eagles 2011, Pittsburgh Steelers 2012, Sacramento Mountain Lions (UFL) 2012, Seattle Seahawks 2013, Chicago Bears 2013-14, Montreal Alouettes (CFL) 2014, Baltimore Ravens 2016, Dallas Cowboys 2016. Pro coach: San Francisco 49ers 2017. Joined Colts in 2019.

Rusty Jones, director of sports performance; born Aug. 14, 1953, Berwick, Maine. Attended Springfield College. No college or pro playing experience. College coach: Springfield College 1979-82. Pro coach: Buffalo Bills 1985-2004, Chicago Bears 2005-12. Joined Colts in 2018.

Noble Landry, strength and conditioning assistant; born April 21, 1996, Long Beach, Calif. Offensive lineman/halfback Denison University 2014-17. No pro playing experience. College coach: Denison University 2018, Ohio State 2019. Pro coach: Joined Colts in 2019.

Kevin Mawae, assistant offensive line; born Jan. 23, 1971, Savannah, Ga. Center LSU 1989-93. Pro center Seattle Seahawks 1994-97, New York Jets 1998-2005, Tennessee Titans 2006-09. Inducted into Pro Football Hall of Fame 2019. College coach: Arizona State 2018-20. Pro coach: Chicago Bears 2016. Joined Colts in 2021.

Doug McKenney, applied sports science/conditioning; born Aug. 16, 1958, Dover, N.H. Attended Mississippi State. No college or pro playing experience. Pro coach: Pittsburgh Penguins (NHL) 1985-89, Hartford Whalers (NHL) 1989-95, Buffalo Sabres (NHL) 1995-2015. Joined Colts in 2018.

Scott Milanovich, quarterbacks; born Jan. 25, 1973, Butler, Pa. Quarterback Maryland 1992-95. Pro quarterback Tampa Bay Buccaneers 1996-99, Berlin Thunder (NFL) 2000, Los Angeles Xtreme (XFL) 2001, Tampa Bay Storm (AFL) 2002, Calgary

Stampeders (CFL) 2003. Pro coach: Rhein Fire (NFL) 2004-05, Cologne Centurions (NFL) 2006, Montreal Alouettes (CFL) 2007-11, Toronto Argonauts (CFL) 2012-16, Jacksonville Jaguars 2017-19, Edmonton Football Team (CFL) 2020. Joined Colts in 2021.

Scottie Montgomery, running backs; born May 26, 1978, Shelby, N.C. Wide receiver Duke 1996-99. Pro wide receiver Denver Broncos 2000-02, Oakland Raiders 2003. College coach: Duke 2006-09, 2013-15, East Carolina 2016-18, Maryland 2019-20. Pro coach: Pittsburgh Steelers 2010-12. Joined Colts in 2021.

David Overstreet II, assistant defensive backs; born May 26, 1983, Dallas, Texas. Safety Missouri 2002-06. Safety Chicago Bears 2007. College coach: Holmes (Miss.) C.C. 2015, Garden City (Kan.) C.C. 2016-17. Pro coach: Joined Colts in 2018.

Matt Raich, special defensive assistant/assistant defensive line; born Aug. 16, 1970, Monaca, Pa. Linebacker Westminster College 1989-92. No pro playing experience. College coach: Westminster College 1993-94, Robert Morris 1996-98 and 2000-02, Glenville State 1999, Duquesne 2013. Pro coach: Pittsburgh Steelers 2003-06, Arizona Cardinals 2007-12, Detroit Lions 2014-17, Cincinnati Bengals 2018, St. Louis BattleHawks (XFL) 2020. Joined Colts in 2020.

James Rowe, cornerbacks; born Feb. 11, 1986, Cocoa, Fla. Played baseball South Florida 2005-07. No pro playing experience. College coach: Bethel 2011, Jacksonville 2012-14, Florida 2015, Valdosta State 2016, Appalachian State 2020. Pro coach: Washington Redskins 2017-19. Joined Colts in 2021.

Chris Strausser, offensive line; born Dec. 4, 1963, Cleveland, Ohio. No college or pro playing experience. College coach: Menlo College 1989, Oregon State 1990-91, Sonoma State 1992, Portland State 1993-94 and 2000, San Jose State 1995-96, Foothill College 1997-99, Boise State 2001-05 and 2007-13, Colorado 2006, Washington 2014-16. Pro coach: Denver Broncos 2017-18. Joined Colts in 2019.

Press Taylor, senior offensive assistant; born Jan. 13, 1988, Norman, Okla. Quarterback Butler (Kan.) C.C. 2007-08 and Marshall 2009-10. No pro playing experience. College coach: Tulsa 2011-12. Pro coach: Philadelphia Eagles 2013-20. Joined Colts in 2021.

Bubba Ventrone, special teams coordinator; born Oct. 21, 1982, Pittsburgh, Pa. Defensive back Villanova 2001-04. Pro defensive back New England Patriots 2005-08, Cleveland Browns 2009-12, San Francisco 49ers 2013-14. Pro coach: New England Patriots 2015-17. Joined Colts in 2018.

Alan Williams, safeties; born Nov. 4, 1969, Norfolk, Va. Running back William & Mary 1988-91. No pro playing experience. College coach: William & Mary 1996-2000. Pro coach: Tampa Bay Buccaneers 2001, Indianapolis Colts 2002-11, Minnesota Vikings 2012-13, Detroit Lions 2014-17. Rejoined Colts in 2018.

INDIANAPOLIS COLTS

2021 VETERAN ROSTER

No.	Name	Pos.	Ht.	Wt.	Birthdate	NFL		College	Hometown	How Acq.	'20 Games/ Starts	
						Exp.						
49	Adams, Matthew	LB	6-0	229	12/12/95	4		Houston	Missouri City, Texas	D7-'18		9/0
81	Alie-Cox, Mo	TE	6-5	267	9/19/93	4		Virginia Commonwealth	Middleburg, Va.	FA-'17		15/6
40	Anderson, Darius	RB	5-11	212	9/10/97	2		TCU	Richmond, Texas	FA-'20		0*
52	Banogu, Ben	DE	6-3	252	1/19/96	3		TCU	McKinney, Texas	D2-'19		9/0
32	Blackmon, Julian	S	6-0	187	8/24/98	2		Utah	Layton, Utah	D3-'20		15/14
3	Blankenship, Rodrigo	K	6-1	184	1/29/97	2		Georgia	Marietta, Ga.	FA-'20		16/0
65	Brown, Andrew	DT	6-3	290	12/30/95	3		Virginia	Chesapeake, Va.	W(Hou)-'21		7/0*
99	Buckner, DeForest	DT	6-7	295	3/17/94	6		Oregon	Waianae, Hawaii	T(SF)-'20		15/14
33	Campbell, Ibraheim	S	5-11	210	5/13/92	7		Northwestern	Philadelphia, Pa.	FA-'20		5/0
1	Campbell, Parris	WR	6-0	208	7/16/97	3		Ohio State	Akron, Ohio	D2-'19		2/2
38	Carrie, T.J.	CB	6-0	204	7/28/90	8		Ohio	Antioch, Calif.	FA-'20		15/2
92	Cline, Kameron	DT	6-4	283	2/19/98	2		South Dakota	San Diego, Calif.	FA-'20		1/0
73	Davenport, Julien	T	6-7	325	1/9/95	5		Bucknell	Paulsboro, N.J.	UFA(Mia)-'21		16/1*
31	Davis, Sean	S	6-1	202	10/23/93	6		Maryland	Washington, DC	UFA(Pit)-'21		16/1*
84	Doyle, Jack	TE	6-6	262	5/5/90	9		Western Kentucky	Indianapolis, Ind.	W(Tenn)-'13		14/12
16	Dulin, Ashton	WR	6-0	215	5/15/97	3		Malone	Reynoldsburg, Ohio	FA-'19		13/0
9	Eason, Jacob	QB	6-6	231	11/17/97	2		Washington	Lake Stevens, Wash.	D4-'20		0*
60	Eldrenkamp, Jake	G	6-5	300	3/4/94	2		Washington	Medina, Wash.	W(NE)-'19		2/0
79	Fisher, Eric	T	6-7	315	1/5/91	9		Central Michigan	Rochester, Mich.	FA-'21		15/15*
44	Franklin, Zaire	LB	6-0	235	7/2/96	4		Syracuse	Philadelphia, Pa.	D7-'18		16/2
59	Glasgow, Jordan	LB	6-1	226	6/28/96	2		Michigan	Aurora, Ill.	D6-'20		13/0
64	Glowinski, Mark	G	6-4	310	5/3/92	7		West Virginia	Wilkes-Barre, Pa.	W(Sea)-'17		16/16
41	Green, Farrod	TE	6-3	245	6/10/97	2		Mississippi State	Wesson, Miss.	FA-'20		1/0
12	Harris, DeMichael	WR	5-8	178	7/12/98	2		Southern Mississippi	Vicksburg, Miss.	FA-'20		7/0
13	Hilton, T.Y.	WR	5-10	183	11/14/89	10		Florida International	Miami, Fla.	D3-'12		15/15
21	Hines, Nyheim	RB	5-9	196	11/12/96	4		North Carolina State	Garner, N.C.	D4-'18		16/2
69	Holden, Will	T	6-7	330	9/14/93	3		Vanderbilt	Green Cove Springs, Fla.	FA-'20		2/1
68	Hunt, Joey	C	6-2	299	2/22/94	5		TCU	El Camp, Texas	FA-'20		1/0
43	Jefferson, Malik	LB	6-2	240	11/15/96	4		Texas	Mesquite, Texas	FA-'21		13/0*
80	Jennings, Gary	WR	6-1	216	3/7/97	2		West Virginia	Safford, Va.	FA-'21		0*
78	Kelly, Ryan	C	6-4	307	5/30/93	6		Alabama	West Chester, Ohio	D1-'16		15/15
53	Leonard, Darius	LB	6-2	230	7/27/95	4		South Carolina State	Lake View, S.C.	D2-'18		14/14
94	Lewis, Tyquan	DT/DE	6-3	277	1/30/95	4		Ohio State	Tarboro, N.C.	D2-'18		16/4
25	Mack, Marlon	RB	6-0	210	3/7/96	5		South Florida	Sarasota, Fla.	D4-'17		1/1
42	Milligan, Rolan	S	5-10	200	8/16/94	2		Toledo	Lake Wales, Fla.	FA-'18		0*
23	Moore II, Kenny	CB	5-9	190	8/23/95	5		Valdosta State	Valdosta, Ga.	W(NE)-'17		16/14
55	Moore, Skai	LB	6-2	225	1/8/95	2		South Carolina	Cooper City, Fla.	FA-'18		0*
97	Muhammad, Al-Quadin	DE	6-4	250	3/28/95	5		Miami (Fla.)	Irvington, N.J.	W(NO)-'18		16/0
15	Nelson, J.J.	WR	5-10	160	4/24/92	5		Alabama-Birmingham	Midfield, Ala.	FA-'21		0*
48	Nelson, Nick	S	5-11	205	10/16/96	2		Wisconsin	Florence, S.C.	FA-'21		0*
56	Nelson, Quenton	G/C	6-5	330	3/19/96	4		Notre Dame	Holmdel, N.J.	D1-'18		16/16
30	Odum, George	S	6-1	202	11/3/93	4		Central Arkansas	Millington, Tenn.	FA-'18		16/0
58	Okereke, Bobby	LB	6-1	235	7/29/96	3		Stanford	Santa Ana, Calif.	D3-'19		14/8
14	Pascal, Zach	WR	6-2	214	12/18/94	4		Old Dominion	Upper Marlboro, Md.	W(Tenn)-'18		16/14
10	Patmon, Dezmon	WR	6-4	225	8/6/98	2		Washington State	San Diego, Calif.	D6-'20		1/0
5	Pineiro, Eddy	K	5-11	177	9/13/95	4		Florida	Miami, Fla.	FA-'21		0*
63	Pinter, Danny	G	6-4	306	6/19/96	2		Ball State	South Bend, Ind.	D5-'20		13/1
11	Pittman Jr., Michael	WR	6-4	223	10/5/97	2		Southern California	Woodland Hills, Calif.	D2-'20		13/8
62	Reed, Chris	G	6-4	320	7/22/92	6		Minnesota State-Mankato	Omaha, Neb.	UFA(Car)-'21		14/14*
46	Rhodes, Luke	LS	6-2	238	12/2/92	5		William & Mary	Hollidaysburg, Pa.	FA-'16		16/0
27	Rhodes, Xavier	CB	6-1	218	6/19/90	9		Florida State	Miami, Fla.	FA-'20		16/16
91	Rochell, Isaac	DE	6-4	280	4/22/95	4		Notre Dame	McDonough, Ga.	FA-'21		16/6*
34	Rodgers, Isaiah	CB	5-10	170	1/7/98	2		Massachusetts	Tampa, Fla.	D6-'20		13/0
8	Sanchez, Rigoberto	P	6-0	195	9/8/94	5		Hawaii	Chico, Calif.	FA-'17		14/0
72	Smith, Braden	T/G	6-6	315	3/25/96	4		Auburn	Olathe, Kan.	D2-'18		14/14
45	Speed, E.J.	LB	6-3	224	6/1/95	3		Tarleton State	Fort Worth, Texas	D5-'19		15/0
95	Stallworth, Taylor	DT	6-2	305	8/18/95	3		South Carolina	Mobile, Ala.	FA-'20		16/1
90	Stewart, Grover	DT	6-4	315	10/20/93	5		Albany State	Camilla, Ga.	D4-'17		16/16
28	Taylor, Jonathan	RB	5-10	226	1/19/99	2		Wisconsin	Salem, N.J.	D2-'20		15/13
39	Tell III, Marvell	CB	6-2	195	8/2/96	2		Southern California	Pasadena, Calif.	D5-'19		0*
71	Tevi, Sam	T	6-5	315	11/15/94	5		Utah	Eules, Texas	UFA(LAC)-'21		14/14*
47	Thomas, Jordan	TE	6-5	277	8/2/96	4		Mississippi State	Sumrall, Miss.	FA-'21		6/0*
86	Togiai, Noah	TE	6-4	244	7/6/97	2		Oregon State	West Valley City, Utah	W(Phi)-'20		4/0
57	Turay, Kemoko	DE	6-5	248	7/11/95	4		Rutgers	Newark, N.J.	D2-'18		7/0
48	Vollert, Andrew	TE	6-5	245	3/15/95	2		Weber State	San Mateo, Calif.	FA-'20		0*
2 t	Wentz, Carson	QB	6-5	237	12/30/92	6		North Dakota State	Bismarck, N.D.	T(Phi)-'21		12/12*

INDIANAPOLIS COLTS

20	Wilkins, Jordan	RB	6-1	216	7/18/94	4	Mississippi	Cordova, Tenn.	D5-'18	15/0
37	Willis, Khari	S	5-11	213	5/7/96	3	Michigan State	Jackson, Mich.	D4-'19	14/14
93	Windsor, Rob	DT	6-4	290	1/15/97	2	Penn State	Fond du Lac, Wis.	D6-'20	2/0
96	Woods, Antwaan	DT	6-1	310	1/3/93	4	Southern California	Los Angeles, Calif.	FA-'21	14/7*
26	Ya-Sin, Rock	CB	6-0	190	5/23/96	3	Temple	Decatur, Ga.	D2-'19	13/8

* Anderson spent '20 season on Indianapolis active roster and practice squad; Brown played three games with Houston and four games with Cincinnati; Davenport played 16 games with Miami; Davis played 16 games with Pittsburgh; Eason inactive for 16 games with Indianapolis; Fisher played 15 games with Kansas City; Jefferson played 13 games with Los Angeles Chargers; Jennings last active with Miami in '19; Milligan opted out of '20 season; S.Moore opted out of '20 season; J.Nelson last active with Raiders in '19; N.Nelson last active with Raiders in '19; Pineiro last active with Chicago in '19; Reed played 14 games with Carolina; Rochell played 16 games with Los Angeles Chargers; Tell opted out of '20 season; Tevi played 14 games with Los Angeles Chargers; Thomas played four games with Arizona and two games with New England; Vollert spent portion of '20 season on Indianapolis practice squad; Wentz played 12 games with Philadelphia; Woods played 14 games with Dallas.

t- Colts traded for Wentz (PHI).

Players lost through free agency (four): DT/DE Denico Autry (TEN, 14 games in '20); QB Jacoby Brissett (MIA, 11); LB Anthony Walker (CLE, 16); S Tavon Wilson (SF, 15).

Also played with Colts in '20—P Ryan Allen (two games), TE Trey Burton (13), T Anthony Castonzo (12), T Le'Raven Clark (12), DT Sheldon Day (four), WR Daurice Fountain (five), T Chaz Green (15), S Malik Hooker (two), DE Justin Houston (16), WR Marcus Johnson (11), DE Cassius Marsh (four), QB Philip Rivers (16), CB Tremon Smith (10), T Jared Veldheer (one), T J'Marcus Webb (one).

FIRST-YEAR ROSTER

Name	Pos.	Ht.	Wt.	Birthdate	College	Hometown	How Acq.
Benzinger, Jake (1)	T	6-7	295	1/30/97	Wake Forest	Williamston, Mass.	FA
Black, Tarik	WR	6-3	213	2/10/98	Texas	Hamden, Conn.	FA
Chachere, Andre (1)	CB	6-0	195	2/10/96	San Jose State	Fresno, Calif.	FA-'20
Chesley, Anthony (1)	CB	6-0	190	5/31/96	Coastal Carolina	Temple Hills, Md.	FA
Davis, Quartney (1)	WR	6-2	200	4/7/98	Texas A&M	Houston, Texas	FA
Davis, Shawn	S	6-0	206	12/24/98	Florida	Miami, Fla.	D5
Ehlinger, Sam	QB	6-2	225	9/30/98	Texas	Austin, Texas	D6
Fries, Will	G/T	6-6	307	4/4/98	Penn State	Staten Island, N.Y.	D7
Granson, Kyleen	TE	6-3	235	3/27/98	Southern Methodist	Austin, Texas	D4
Jackson, Deon	RB	5-11	218	2/18/99	Duke	Atlanta, Ga.	FA
Kaufusi, Isaiah	LB	6-2	221	12/7/95	Brigham Young	Cottonwood Heights, Utah	FA
LeMay, Benny (1)	RB	5-8	220	10/18/97	Charlotte	Matthews, N.C.	FA
Morton, Jalen (1)	QB	6-3	230	7/6/97	Prairie View A&M	Arlington, Texas	FA
O'Donnell, Carter (1)	T	6-5	313	12/23/98	Alberta	Calgary, Alberta, Canada	FA-'20
Odeyingbo, Dayo	DE	6-6	280	9/24/99	Vanderbilt	Brooklyn, N.Y.	D2
Paye, Kwity	DE	6-3	272	11/19/98	Michigan	Providence, R.I.	D1
Strachan, Mike	WR	6-5	225	8/13/97	Charleston	Freeport, Bahamas	D7
Vaughns, Tyler	WR	6-2	184	6/1/97	Southern California	Pasadena, Calif.	FA
Williams, Chris (1)	DT	6-2	302	6/16/98	Wagner	Brooklyn, N.Y.	FA-'20

The term **NFL Rookie** is defined as a player who is in his first season of professional football and has not been on the roster of another professional football team for any regular-season or postseason games. A **Rookie** is designated by an "R" on NFL rosters. Players who have been active in another professional football league or players who have NFL experience, including either preseason training camp or being on an Active List or Inactive List, or on Reserve/Injured or Reserve/Physically Unable to Perform for fewer than six regular-season games, are termed **NFL First-Year Players**. An **NFL First-Year Player** is designated by a "1" on NFL rosters. Thereafter, a player is credited with an additional year of experience for each season in which he accumulates six games on the Active List or Inactive List, or on Reserve/Injured or Reserve/Physically Unable to Perform.

Log on to www.colts.com for an up-to-date roster.

JACKSONVILLE JAGUARS



**American Football Conference
South Division**

TIAA Bank Field
1 TIAA Bank Field Drive
Jacksonville, FL 32202
Telephone: (904) 633-6000

Team Colors: Teal, Black and Gold

2021 SCHEDULE

PRESEASON

Aug. 14 **Cleveland**7:00 PM
Aug. 23 at New Orleans8:00 PM
Aug. 29 at Dallas1:00 PM

REGULAR SEASON

Sept. 12 at Houston1:00 PM
Sept. 19 **Denver**1:00 PM
Sept. 26 **Arizona**1:00 PM
Sept. 30 at Cincinnati (Thu).....8:20 PM
Oct. 10 **Tennessee**1:00 PM
Oct. 17 **Miami** (London).....9:30 AM
BYE
Oct. 31 at Seattle4:05 PM
Nov. 7 **Buffalo**1:00 PM
Nov. 14 at Indianapolis1:00 PM
Nov. 21 **San Francisco**1:00 PM
Nov. 28 **Atlanta**1:00 PM
Dec. 5 at L.A. Rams4:25 PM
Dec. 12 at Tennessee1:00 PM
Dec. 19 **Houston**1:00 PM
Dec. 26 at N.Y. Jets1:00 PM
Jan. 2 at New England1:00 PM
Jan. 9 **Indianapolis**1:00 PM

*All times ET

Stadium: TIAA Bank Field
1 TIAA Bank Field Drive
Jacksonville, FL 32202

Opened: 1995
Capacity: 67,858
Playing Surface: Grass

Training Camp:
TIAA Bank Field
1 TIAA Bank Field Drive
Jacksonville, FL 32202

CLUB OFFICIALS

Owner: Shad Khan
President: Mark Lamping
General Manager: Trent Baalke
Executive Vice President of Business Planning: Kelly Flanagan
Executive Vice President and Chief Legal Officer: Megha Parekh
Senior Vice President of Jacksonville Tradition and Alumni: Dan Edwards
Senior Vice President of Sales & Service and Chief Content Officer: Chad Johnson
Senior Vice President of Corporate Partnerships: Scott Massey
Senior Vice President of International Development: Hussain Naqi
Senior Vice President of Jaguars Foundation and Community Impact: Peter Racine
Senior Vice President of Social Responsibility and Community Impact: Julian Duncan
Vice President of Football Communications: Amy Palcic

PLAYER PERSONNEL

Director of College Scouting: Michael Davis
Senior Personnel Executive: Tom Gamble
Director of Roster Management: Trip MacCracken
Director of Player Assessment: Ryan Stamper
Director of Player Engagement and Youth Football: Marcus Pollard
Director of Football Administration: Tim Walsh
Player Personnel Coordinator: Drew Hughes
National Scout: John Stevenson
College Scouts: Casey Belongia, Jason DesJarlais, Jarrod Highberger, Marty Miller, Antonio Robinson, Brian Squeglia
Scouting Associates: Joseph S. Anile IV, Ricky Thomas
Assistant to the General Manager & Administrator of Football Operations: Dana DesJarlais

FOOTBALL OPERATIONS

Chief Football Strategy Officer: Tony Khan
Senior Director of Football Technology and Special Projects: Mike Perkins
Director of Football Operations: Hamzah Ahmad
Director of Athletic Training: Jeff Ferguson
Director of Team Security: Skip Richardson
Director of Performance Nutrition: Mindy Black
Head Equipment Manager: Jimmy Luck

FRONT OFFICE

Vice President of Production: Patrick Kavanagh
Chief Financial Officer: Mark Sirota
Vice President of Partnership Activations: Anne Boccuzzi
Vice President of People Development and Administration: Jessica Jones
Vice President of Decision Science: Arri Landsman-Roos
Vice President of Sales and Service: Chris Gargani
Vice President of Technology: Mike Webb
Director of Public Relations: Alex Brooks
Director of Communications: Amanda Holt
Manager of Public Relations: David Wolf
Football Communications Coordinator: Dylan Morton

COACHING HISTORY

(184-246-0)
Records include postseason games
1995-2002 Tom Coughlin72-64-0
2003-11 Jack Del Rio*69-73-0
2011 Mel Tucker.....2-3-0
2012 Mike Mularkey2-14-0
2013-16 Gus Bradley**14-48-0
2016-20 Doug Marrone25-44-0
*Released after 11 games in 2011
**Released after 14 games in 2016

PAID ATTENDANCE, 2020

Home 80,135 Away 20,937
Total 101,072
Single-game home record,
74,143 (12/28/98), TIAA Bank Field
84,361 (9/24/17), Wembley Stadium
Single-season home record,
561,472 (1998)

2021 DRAFT CHOICES

Rd	Name	Pos	College
1	Trevor Lawrence	QB	Clemson
1	Travis Etienne	RB	Clemson
2	Tyson Campbell	CB	Georgia
2	Walker Little	T	Stanford
3	Andre Cisco	DB	Syracuse
4	Jay Tufele	DT	Southern California
4	Jordan Smith	OLB/DE Ala.	Birmingham
5	Luke Farrell	TE	Ohio St.
6	Jalen Camp	WR	Georgia Tech

JACKSONVILLE JAGUARS

2020 TEAM RECORD

REGULAR SEASON (1-15)

Date	Opponent	Result
Sept. 13	INDIANAPOLIS	W 27-20
Sept. 20	at Tennessee	L 30-33
Sept. 24	MIAMI	L 13-31
Oct. 4	at Cincinnati	L 25-33
Oct. 11	at Houston	L 14-30
Oct. 18	DETROIT	L 16-34
Oct. 25	at L.A. Chargers	L 29-39
Nov. 8	HOUSTON	L 25-27
Nov. 15	at Green Bay	L 20-24
Nov. 22	PITTSBURGH	L 3-27
Nov. 29	CLEVELAND	L 25-27
Dec. 6	at Minnesota (OT)	L 24-27
Dec. 13	TENNESSEE	L 10-31
Dec. 20	at Baltimore	L 14-40
Dec. 27	CHICAGO	L 17-41
Jan. 3	at Indianapolis	L 14-28

SCORE BY PERIODS

Team	45	94	76	91	0	—	306
Opponents	104	164	125	96	3	—	492

2020 TEAM STATISTICS

	Team	Opp.
Total First Downs	310	394
Rushing	80	140
Passing	205	210
Penalty	25	44
3rd Down: Made/Att	84/207	86/198
3rd Down Pct.	40.6	43.4
4th Down: Made/Att	7/26	12/18
4th Down Pct.	26.9	66.7
Possession Avg.	27:37	32:23
Total Net Yards	5218	6683
Avg. Per Game	326.1	417.7
Total Plays	997	1068
Avg. Per Play	5.2	6.3
Net Yards Rushing	1519	2452
Avg. Per Game	94.9	153.3
Total Rushes	337	517
Net Yards Passing	3699	4231
Avg. Per Game	231.2	264.4
Sacked/Yards Lost	44/256	18/91
Gross Yards	3955	4322
Att./Completions	616/387	533/370
Completion Pct.	62.8	69.4
Had Intercepted	16	12
Punts/Average	65/46.9	49/42.7
Net Punting Avg.	65/42.4	49/35.6
Penalties/Yards	107/1071	78/710
Fumbles/Ball Lost	16/9	17/5
Touchdowns	37	57
Rushing	9	23
Passing	25	34
Returns	3	0

2020 INDIVIDUAL STATISTICS

PASSING	Att	Cmp	Yds	Cmp%	Yds/Att	TD	Int	Int%	LG	Sk/Lost	Rtng	
Minshew	327	216	2259	66.1	6.91	16	4.9	5	1.5	51	27/147	95.9
Glennon	179	111	1072	62.0	5.99	7	3.9	5	2.8	46t	9/53	80.1
Luton	110	60	624	54.5	5.67	2	1.8	6	5.5	73t	7/52	54.5
J.Robinson	0	0	0	---	---	0	---	0	---	---	1/4	---
Team	616	387	3955	62.8	6.42	25	4.1	16	2.6	73t	44/256	83.9
Opponents	533	370	4322	69.4	8.11	34	6.4	12	2.3	78t	18/91	105.6

TD TD TD TD

SCORING	Tot	Ru	Rec	Rt	PAT	FG	Saf	Pts
J.Robinson	10	7	3	0			0	62
Cole	6	0	5	1			0	36
Rosas	0	0	0	0	9/9	8/11	0	33
Chark	5	0	5	0			0	30
Shenault	5	0	5	0			0	30
Lambo	0	0	0	0	8/10	5/5	0	23
McLaughlin	0	0	0	0	3/4	4/5	0	15
Johnson	2	0	2	0			0	14
Conley	2	0	2	0			0	12
Eifert	2	0	2	0			0	12
Luton	1	1	0	0			0	6
Minshew	1	1	0	0			0	6
Schobert	1	0	0	1			0	6
Thomas	1	0	0	1			0	6
Thompson	1	0	1	0			0	6
Brown	0	0	0	0	1/1	1/2	0	4
Ellefson	0	0	0	0			0	2
Hauschka	0	0	0	0	2/2	0/2	0	2
B.Wright	0	0	0	0	1/2	0/0	0	1
Team	37	9	25	3	24/28	18/25	0	306
Opponents	57	23	34	0	51/55	31/39	2	492

2-Pt Conv: Ellefson, Johnson, J.Robinson.

Team 3-9. Opponents 1-2.

RUSHING

	No.	Yds	Avg	LG	TD
J.Robinson	240	1070	4.5	47	7
Minshew	29	153	5.3	16	1
Ogunbowale	32	145	4.5	25	0
Shenault	18	91	5.1	17	0
Thompson	7	20	2.9	5	0
Glennon	6	17	2.8	4	0
Luton	1	13	13.0	13t	1
Reynolds	1	4	4.0	4	0
Godwin	1	3	3.0	3	0
Cole	1	2	2.0	2	0
Ozigbo	1	1	1.0	1	0
Team	337	1519	4.5	47	9
Opponents	517	2452	4.7	56	23

RECEIVING

	No.	Yds	Avg	LG	TD
Shenault	58	600	10.3	36	5
Cole	55	642	11.7	51	5
Chark	53	706	13.3	73t	5
J.Robinson	49	344	7.0	28	3
Conley	40	471	11.8	51	2
Eifert	36	349	9.7	28	2
O'Shaughnessy	28	262	9.4	26	0
Thompson	20	146	7.3	15	1
Johnson	18	272	15.1	46t	2
Ogunbowale	10	54	5.4	12	0
Ozigbo	9	42	4.7	12	0
Godwin	3	32	10.7	21	0
Saubert	3	16	5.3	9	0
Ellefson	1	10	10.0	10	0
Westbrook	1	4	4.0	4	0
Reynolds	1	3	3.0	3	0
Miller	1	2	2.0	2	0
Minshew	1	0	0.0	0	0
Team	387	3955	10.2	73t	25
Opponents	370	4322	11.7	78t	34

INTERCEPTIONS

	No.	Yds	Avg	LG	TD
Schobert	3	45	15.0	43t	1
Wingard	2	31	15.5	19	0
S.Jones	2	1	0.5	1	0
Thomas	1	53	53.0	53	0
Wilson	1	48	48.0	48	0
C.Henderson	1	22	22.0	22	0
Jack	1	0	0.0	0	0
J.Jones	1	0	0.0	0	0
Team	12	200	16.7	53	1
Opponents	16	144	9.0	44	0

PUNTING

	No.	Yds	Avg	Net Bt	In20	LG	B
Cooke	56	2669	47.7	43.2	5	19	67
Colquitt	6	272	45.3	41.2	0	2	53
Rosas	3	110	36.7	29.0	0	0	44
Team	65	3051	46.9	42.4	5	21	67
Opponents	49	2090	42.7	35.6	7	19	61

PUNT RETURNS

	Ret	FC	Yds	Avg	LG	TD
Cole	9	8	140	15.6	91t	1
Westbrook	4	1	44	11.0	13	0
Claybrooks	3	3	12	4.0	13	0
Quinn	1	0	6	6.0	6	0
Rusnak	1	0	3	3.0	3	0
Team	18	12	205	11.4	91t	1
Opponents	26	14	196	7.5	20	0

KICKOFF RETURNS

	No.	Yds	Avg	LG	TD
Claybrooks	13	289	22.2	39	0
Cottrell	7	123	17.6	30	0
Westbrook	4	89	22.3	26	0
Cole	3	80	26.7	40	0
Godwin	2	20	10.0	15	0
Miller	1	7	7.0	7	0
Ogunbowale	0	6	---	6	0
Team	30	614	20.5	40	0
Opponents	25	469	18.8	43	0

FIELD GOALS

	1-19	20-29	30-39	40-49	50+
Rosas	0/0	3/3	2/2	0/1	3/5
Lambo	0/0	0/0	2/2	1/1	2/2
McLaughlin	0/0	1/1	1/1	1/1	1/2
Brown	0/0	0/0	1/2	0/0	0/0
Hauschka	0/0	0/1	0/0	0/1	0/0
Team	0/0	4/5	6/7	2/4	6/9
Opponents	0/0	6/6	11/12	11/14	3/7

SACKS

	No.
Smoot	5.5
J. Allen	2.5
Schobert	2.5
Chaisson	1.0
Ekuale	1.0
Giles-Harris	1.0
Hamilton	1.0
Hendon	1.0
Jack	1.0
Lynch	1.0
Bryan	0.5
Team	18.0
OPP	44.0

JACKSONVILLE JAGUARS

RECORD HOLDERS

INDIVIDUAL RECORDS—CAREER

Category	Name	Performance
Rushing (Yds.)	Fred Taylor, 1998-2008	11,271
Passing (Yds.)	Mark Brunell, 1995-2003	25,698
Passing (TDs)	Mark Brunell, 1995-2003	144
Receiving (No.)	Jimmy Smith, 1995-2005	862
Receiving (Yds.)	Jimmy Smith, 1995-2005	12,287
Interceptions	Rashean Mathis, 2003-12	30
Punting (Avg.)	Bryan Anger, 2012-15	46.8
Punt Return (Avg.)	Bobby Shaw, 2002	12.4
Kickoff Return (Avg.)	Maurice Jones-Drew, 2006-13	26.0
Field Goals	Josh Scobee, 2004-14	235
Touchdowns (Tot.)	Maurice Jones-Drew, 2006-13	81
Points	Josh Scobee, 2004-14	1,022
*Sacks	Tony Brackens, 1996-2003	55.0

INDIVIDUAL RECORDS—SINGLE SEASON

Category	Name	Performance
Rushing (Yds.)	Maurice Jones-Drew, 2011	1,606
Passing (Yds.)	Blake Bortles, 2015	4,428
Passing (TDs)	Blake Bortles, 2015	35
Receiving (No.)	Jimmy Smith, 1999	116
Receiving (Yds.)	Jimmy Smith, 1999	1,636
Interceptions	Rashean Mathis, 2006	8
Punting (Avg.)	Bryan Anger, 2012	47.8
Punt Return (Avg.)	Rashad Greene Sr., 2015	16.7
Kickoff Return (Avg.)	Maurice Jones-Drew, 2006	27.7
Field Goals	Josh Lambo, 2019	33
Touchdowns (Tot.)	Fred Taylor, 1998	17
Points	Mike Hollis, 1997	134
*Sacks	Calais Campbell, 2017	14.5

INDIVIDUAL RECORDS—SINGLE GAME

Category	Name	Performance
Rushing (Yds.)	Fred Taylor, 11-19-00	234
Passing (Yds.)	Mark Brunell, 9-22-96	432
Passing (TDs)	Blake Bortles, 12-6-15	5
Receiving (No.)	Keenan McCardell, 10-20-96	16
Receiving (Yds.)	Jimmy Smith, 9-10-00	291
Interceptions	Many times Last time by Tre Herndon, 10-27-19	2
Field Goals	Mike Hollis, 12-1-96, 11-30-97, 9-10-00 Josh Scobee, 11-25-07, 10-10-10	5
Touchdowns (Tot.)	James Stewart, 10-12-97	5
Points	James Stewart, 10-12-97	30
*Sacks	Calais Campbell, 9-10-17	4.0

*Sacks became an official statistic in 1982.

2021 COACHING STAFF

Urban Meyer, Head Coach

Career: Urban Meyer was named the seventh head coach in Jaguars history on Jan. 14, 2021. Before serving as a studio analyst at FOX and an assistant athletic director at Ohio State, Meyer accumulated a 187-32 record and an .854 winning percentage, the third-highest in college football history, during head coaching stints at Ohio State, Meyer accumulated a 2005-10 (head coach), Ohio State 2012-18 (head coach), Florida 2005-10 (head coach), Ohio State 2012-18 (head coach).
Personal: Born July 10, 1964. He and his wife, Shelley, have three children: Nicki, Gigi and Nate, and two grandchildren, Troy and Gray.

1984. College Coach: Cincinnati 1985, Ohio State 1986-87, Illinois State 1988-99, Colorado State 1990-95, Notre Dame 1996-2000, Bowling Green 2001-02 (head coach), Utah 2003-04 (head coach), Florida 2005-10 (head coach), Ohio State 2012-18 (head coach).

Assistant Coaches
Chris Ash, defensive backs/safeties; born Dec. 24, 1973, Ottumwa, Iowa. Safety Drake 1994-96. No pro playing experience. College coach: Drake 1997-99, Iowa State 2000-06, San Diego State 2007-08, Iowa

State 2009, Wisconsin 2010-12, Arkansas 2013, Ohio State 2014-15, Rutgers 2016-19, Texas 2019-20. Pro coach: Joined Jaguars in 2021.

Darrell Bevell, offensive coordinator; born Jan. 6, 1970, Yuma, Ariz. Quarterback Wisconsin 1992-95. No pro playing experience. College coach: Westmar 1996, Iowa State 1997, Connecticut 1998-99. Pro coach: Green Bay Packers 2000-05, Minnesota Vikings 2006-10, Seattle Seahawks 2011-17, Detroit Lions 2019-20 (interim head coach, five games, 2020). Joined Jaguars in 2021.

Tyler Bowen, tight ends; born July 12, 1989, Helena, Ga. Offensive lineman Maryland 2007-09. No pro

JACKSONVILLE JAGUARS

playing experience. College coach: Maryland 2010-12, Towson 2013, Penn State 2014 and 2018-20, Fordham 2015-16, Maryland 2017. Pro coach: Joined Jaguars in 2021.

Joe Cullen, defensive coordinator; born Dec. 15, 1967, Quincy, Mass. Defensive tackle Massachusetts 1986-89. No pro playing experience. College coach: Massachusetts 1990-91, Richmond 1992-98, LSU 1999, Richmond 2000, Memphis 2001, Indiana 2002-04, Illinois 2005, Idaho State 2009. Pro coach: Jacksonville Jaguars 2010-12, Cleveland Browns 2013, Tampa Bay Buccaneers 2014-15, Baltimore Ravens 2016-20. Rejoined Jaguars in 2021.

Joe Danna, defensive backs/nickels; born April 3, 1977, Midland, Mich. Attended Central Michigan. No college or pro playing experience. College coach: Michigan 1999-2000, Georgia 2001, Central Michigan 2002-05, Georgia Southern 2006, James Madison 2007. Pro coach: Atlanta Falcons 2008-09, 2012-14, Miami Dolphins 2010-11, New York Jets 2015-16. Joined Jaguars in 2017.

Quinton Ganther, offensive quality control coach; born July 15, 1984, Oakland, Calif. Running back Utah 2002-05. Pro running back Tennessee Titans 2006-08, Washington Redskins 2009, Seattle Seahawks 2010, Buffalo Bills 2010. College coach: Utah 2012, Weber State 2014-20. Pro coach: Joined Jaguars in 2021.

Tony Gilbert, defensive quality control; born Oct. 16, 1979, Macon, Ga. Linebacker Georgia 2000-03. Pro linebacker Arizona Cardinals 2003, Jacksonville Jaguars 2003-07 and 2010, Atlanta Falcons 2008-09. College coach: Georgia 2011, Auburn 2012, East Mississippi C.C. 2013, Georgia Military College 2013, John Milledge Academy 2014, North Carolina 2015-17, Central Florida 2018-19. Pro coach: Joined Jaguars in 2020.

Will Harriger, offensive assistant; born June 20, 1982, Austin, Texas. Attended Auburn. No college or pro playing experience. College coach: Midwestern State 2004-05, Tennessee-Martin 2006 and 2009, Auburn 2007, Texas 2008, Texas Tech 2010-11, Florida 2012-13. Pro coach: Seattle Seahawks 2014-18, Atlanta Falcons 2019-20. Joined Jaguars in 2021.

Sanjay Lal, wide receivers; born July 23, 1969, London, England. Wide receiver Washington 1990-92. Pro wide receiver Oakland Raiders 1995, St. Louis Rams 1998, Scottish Claymores (NFL) 1999. College coach: Los Medanos College 2003, St. Mary's College 2004, California 2004-06. Pro coach:

Oakland Raiders 2007-11, N.Y. Jets 2012-14, Buffalo Bills 2015-16, Indianapolis Colts 2017, Dallas Cowboys 2018-19, Seattle Seahawks 2020. Joined Jaguars in 2021.

Sterling Lucas, assistant defensive line; born Jan. 17, 1990. Linebacker North Carolina State 2008-12. No pro playing experience. College coach: North Carolina State 2013-15. Pro coach: Baltimore Ravens 2016-20. Joined Jaguars in 2021.

Tosh Lupoi, defensive line; born July 22, 1981, Walnut Creek, Calif. Defensive lineman California 2000-05. No pro playing experience. College coach: California 2008-11, Washington 2011-12, Alabama 2016-18. Pro coach: Cleveland Browns 2019, Atlanta Falcons 2020. Joined Jaguars in 2021.

Zachary Orr, outside linebackers; born June 9, 1992, Fairfax, Va. Linebacker North Texas 2011-14. Pro linebacker Baltimore Ravens 2014-16. Pro coach: Baltimore Ravens 2017-20. Joined Jaguars in 2021.

Bernie Parmalee, running backs; born Sept. 16, 1967, Jersey City, N.J. Running back Ball State 1988-91. Pro running back Miami Dolphins 1992-98, New York Jets 1999-2000. College coach: Notre Dame 2005-09. Pro coach: Miami Dolphins 2002-04, Kansas City Chiefs 2010-12, Oakland Raiders 2015-17, Atlanta Falcons 2018-20. Joined Jaguars in 2021.

Carlos Polk, assistant special teams; born Feb. 22, 1977, Memphis, Tenn. Linebacker Nebraska 1997-2000. Pro linebacker San Diego Chargers 2001-07, Dallas Cowboys 2008. College coach: Grossmont College 2009. Pro coach: San Diego Chargers 2010-12, Dallas Cowboys 2013 and 2019, Tampa Bay Buccaneers 2014-18. Joined Jaguars in 2021.

Patrick Reilly, defensive quality control; born Dec. 22, 1991. Attended Cortland. No college or pro playing experience. College coach: Cortland 2011-13, Syracuse 2013, Brockport 2014, Syracuse 2014-15, UCLA 2016-17, Alabama 2018-20. Pro coach: Joined Jaguars in 2021.

Anthony Schlegel, head strength and conditioning; born March 1, 1981, Cedar Rapids, Iowa. Linebacker Ohio State 2004-05. Pro linebacker New York Jets 2006, Cincinnati Bengals 2007, Florida Tuskers (UFL) 2009-10. College coach: Ohio State 2011-15. Pro coach: Joined Jaguars in 2021.

Brian Schottenheimer, passing game coordinator; born Oct. 16, 1973, Denver, Colo. Quarterback Florida 1994-96. No pro playing experience. College

coach: Syracuse 1999, Southern California 2000, Georgia 2015. Pro coach: St. Louis Rams 1999, Washington Redskins 2001, San Diego Chargers 2002-05, New York Jets 2006-11, St. Louis Rams 2012-14, Indianapolis Colts 2016-17, Seattle Seahawks 2018-20. Joined Jaguars in 2021.

Charlie Strong, assistant head coach/inside linebackers; born Aug. 8, 1960, Batesville, Ark. Safety Central Arkansas 1979-81. No pro playing experience. College coach: Florida 1983-84, 1988-89, 1991-94 and 2003-09, Texas A&M 1985, Southern Illinois 1986-87, Mississippi 1990, Notre Dame 1995-98, South Carolina 1999-2002, Louisville 2010-13 (head coach), Texas 2014-16 (head coach), South Florida 2017-19 (head coach), Alabama 2020. Pro coach: Joined Jaguars in 2021.

Bob Sutton, senior defensive assistant; born Jan. 28, 1951, Ypsilanti, Mich. Attended Eastern Michigan. No college or pro playing experience. College coach: Michigan 1972-73, Syracuse 1974, Western Michigan 1975-76, Illinois 1977-79, North Carolina State 1982, Army 1983-99 (head coach 1991-99). Pro coach: New York Jets 2000-12, Kansas City Chiefs 2013-18, Atlanta Falcons 2019-20. Joined Jaguars in 2021.

Tim Walton, secondary/corners; born March 11, 1971, Columbus, Ga. Defensive back Ohio State 1992-95. College coach: Bowling Green 1995-99, Memphis 2000-01, Syracuse 2002, LSU 2003, Miami (Fla.) 2004-07, Memphis 2008. Pro coach: Detroit Lions 2009-12, St. Louis Rams 2013, New York Giants 2015-17. Joined Jaguars in 2019.

George Warhop, offensive line; born Sept. 19, 1961, Riverside, Calif. Center Cincinnati 1980-83. College coach: Cincinnati 1983, Kansas 1984-86, Vanderbilt 1987-89, New Mexico 1990, Southern Methodist 1993, Boston College 1994-95. Pro coach: St. Louis Rams 1996-97, Arizona Cardinals 1998-2002, Dallas Cowboys 2003-04, San Francisco 49ers 2005-08, Cleveland Browns 2009-13, Tampa Bay Buccaneers 2014-18. Joined Jaguars in 2019.

Todd Washington, assistant offensive line; born July 19, 1976, Nassawadox, Va. Offensive lineman Virginia Tech 1994-97. Pro offensive lineman Tampa Bay Buccaneers 1998-2002, Houston Texans 2003-05. College coach: San Diego 2007-09. Pro coach: Hartford Colonials (UFL) 2010, Baltimore Ravens 2011-16, Chicago Bears 2017, Miami Dolphins 2018, Orlando Apollos (AAF) 2018-19, D.C. Defenders (XFL) 2019, New York Jets 2019-20. Joined Jaguars in 2021.

JACKSONVILLE JAGUARS

2021 VETERAN ROSTER

No.	Name	Pos.	Ht.	Wt.	Birthdate	NFL		College	Hometown	'20 Games/ How Acq.	Starts
						Exp.	Exp.				
39	Agnew, Jamal	WR	5-10	190	4/3/95	5	San Diego State	San Diego, Calif.	San Diego, Calif.	UFA (Det)-21	14/2*
53	Allen, Dakota	LB	6-1	232	11/2/95	3	Texas Tech	Humble, Texas	Humble, Texas	FA-'19	13/2
41	Allen, Josh	DE/OLB	6-5	262	7/13/97	3	Kentucky	Montclair, N.J.	Montclair, N.J.	D1-'19	8/7
36	Barcoo, Luq	CB	6-1	175	7/27/98	2	San Diego State	San Diego, Calif.	San Diego, Calif.	FA-'20	3/1
78	Bartch, Ben	OL	6-6	309	7/22/98	2	St. John's (Minn.)	Dayton, Ore.	Dayton, Ore.	D4a-'20	13/1
3	Beathard, C.J.	QB	6-2	215	11/16/93	5	Iowa	Franklin, Tenn.	Franklin, Tenn.	UFA (SF)-21	6/2*
98 t	Brown, Malcom	DT	6-2	320	2/2/94	7	Texas	Brenham, Texas	Brenham, Texas	T (NO)-21	13/13*
90	Bryan, Taven	DL	5-5	291	3/11/96	4	Florida	Casper, Wyo.	Casper, Wyo.	D1-'18	16/8
60	Cann, A.J.	OL	6-3	315	10/23/91	7	South Carolina	Bamberg, S.C.	Bamberg, S.C.	D3-'15	15/15
45	Chaisson, K'Lavon	DE/OLB	6-3	254	7/25/99	2	LSU	Houston, Texas	Houston, Texas	D1b-'20	16/3
17	Chark Jr., DJ	WR	6-4	198	9/23/96	4	LSU	Alexandria, La.	Alexandria, La.	D2-'18	13/12
27	Claybrooks, Chris	CB/RS	5-9	179	7/17/97	2	Memphis	Nashville, Tenn.	Nashville, Tenn.	D7-'20	13/4
9	Cooke, Logan	P	6-5	230	7/28/95	4	Mississippi State	Darbin, Miss.	Darbin, Miss.	D7b-'18	14/0
58	Costin, Doug	DT	6-2	295	10/5/97	2	Miami (Ohio)	West Chester, Pa.	West Chester, Pa.	FA-'20	12/9
31	Cottrell, Nathan	RB	5-11	193	8/2/96	2	Georgia Tech	Knoxville, Tenn.	Knoxville, Tenn.	FA-'20	8/0
87	Davis, Tyler	TE	6-4	252	4/2/97	2	Georgia Tech	North Bellmore, N.Y.	North Bellmore, N.Y.	D6b-'20	8/0
13	Dorsett II, Phillip	WR	5-10	192	1/5/93	7	Miami (Fla.)	Fort Lauderdale, Fla.	Fort Lauderdale, Fla.	UFA (Sea)-21	0/0*
99	Ekuale, Daniel	DT	6-3	276	1/3/94	3	Washington State	Pago Pago, American Samoa	Pago Pago, American Samoa	FA-'20	9/5
86	Ellefson, Ben	TE	6-3	250	9/1/96	2	North Dakota State	Hawley, Minn.	Hawley, Minn.	FA-'20	7/4
5	Ford, Rudy	S	6-0	204	11/1/94	5	Auburn	New Hope, Ala.	New Hope, Ala.	UFA (Phi)-21	8/1*
14	Godwin, Terry	WR	5-11	185	10/23/96	2	Georgia	Hogansville, Ga.	Hogansville, Ga.	FA-'19	3/0
96	Gotsis, Adam	DL	6-4	287	9/23/92	6	Georgia Tech	Melbourne, Australia	Melbourne, Australia	FA-'21	16/14
70	Gray, Derwin	OL	6-4	320	5/8/91	2	Maryland	Washington, D.C.	Washington, D.C.	W (Phi)-20	5/0*
26	Griffin, Shaquill	CB	6-0	198	7/20/95	5	Central Florida	St. Petersburg, Fla.	St. Petersburg, Fla.	UFA (Sea)-21	12/12*
52	Hamilton, DaVon	DT	6-4	320	2/1/97	2	Ohio State	Pickerington, Ohio	Pickerington, Ohio	D3-'20	11/6
23	Henderson, CJ	CB	6-1	204	9/30/98	2	Florida	Miami, Fla.	Miami, Fla.	D1a-'20	8/8
37	Herdon, Tre	CB	5-11	185	3/5/96	4	Vanderbilt	Chattanooga, Tenn	Chattanooga, Tenn	FA-'18	16/12
21	Hyde, Carlos	RB	6-0	229	9/20/90	8	Ohio State	Naples, Fla.	Naples, Fla.	UFA (Sea)-20	10/1*
44	Jack, Myles	LB	6-1	244	9/3/95	6	UCLA	Scottsdale, Ariz.	Scottsdale, Ariz.	D2-'16	14/14
48	Jacobs, Leon	LB	6-2	246	10/3/95	4	Wisconsin	San Pedro, Calif.	San Pedro, Calif.	D7a-'18	3/2
2	Jenkins, Rayshawn	S	6-1	220	1/5/94	5	Miami (Fla.)	St. Petersburg, Fla.	St. Petersburg, Fla.	UFA (LAC)-20	15/15*
19	Johnson, Collin	WR	6-6	222	9/23/97	2	Texas	Los Angeles, Calif.	Los Angeles, Calif.	D5b-'20	14/0
18	Johnson, Jon'Vea	WR	6-0	195	12/23/95	2	Toledo	Gary, Ind.	Gary, Ind.	W (Dal)-21	0/0*
29	Jones, Josh	S	6-2	220	9/20/94	5	North Carolina State	Walled Lake, Mich.	Walled Lake, Mich.	W (Dal)-20	13/13
11	Jones Jr., Marvin	WR	6-2	199	3/12/90	10	California	Long Beach, Calif.	Long Beach, Calif.	UFA (Det)-21	16/16
21	Jones IV, Sidney	CB	6-0	181	5/20/92	5	Washington	West Covina, Calif.	West Covina, Calif.	FA-'20	9/6
4	Lambo, Josh	K	6-0	215	11/19/90	7	Texas A&M	Lansing, Mich.	Lansing, Mich.	FA-'17	4/0
65	Linder, Brandon	OL	6-6	315	1/25/92	8	Miami (Fla.)	Southwest Ranches, Fla.	Southwest Ranches, Fla.	D3-'14	9/9
6	Luton, Jake	QB	6-6	224	4/11/96	2	Oregon State	Marysville, Wash.	Marysville, Wash.	D6a-'20	3/3
85	Manhertz, Chris	TE	6-6	255	4/10/92	6	Canisius	Bronx, N.Y.	Bronx, N.Y.	UFA (Car)-21	16/12*
46	Matisck, Ross	LS	6-0	235	9/13/96	2	Baylor	Milkinney, Texas	Milkinney, Texas	FA-'20	16/0
55	McCray, Lerentee	DE/OLB	6-3	249	8/26/90	7	Florida	Ocala, Fla.	Ocala, Fla.	UFA (Buf)-17	9/0
62	McDermott, KC	OL	6-5	311	4/18/96	3	Miami (Fla.)	Wellington, Fla.	Wellington, Fla.	FA-'18	7/0
66	McGhin, Garrett	OL	6-6	300	10/13/95	2	East Carolina	Tallahassee, Fla.	Tallahassee, Fla.	FA-'20	0/0
15	Minshew II, Gardner	QB	6-1	225	5/16/95	3	Washington State	Brandon, Miss.	Brandon, Miss.	D6-'19	9/8
68	Norwell, Andrew	OL	6-6	325	10/25/91	8	Ohio State	Cincinnati, Ohio	Cincinnati, Ohio	UFA (Car)-18	13/2
33	Ogunbowale, Dare	RB	5-10	205	5/4/94	4	Wisconsin	Milwaukee, Wis.	Milwaukee, Wis.	FA-'20	14/2
80	O'Shaughnessy, James	TE	6-4	245	1/14/92	7	Illinois State	Naperville, Ill.	Naperville, Ill.	W (NE)-17	15/13
22	Ozigbo, Devine	RB	6-2	225	10/2/96	3	Nebraska	Sachse, Texas	Sachse, Texas	W (NO)-19	8/0
50	Quarterman, Shaquille	LB	6-0	234	10/28/97	2	Miami (Fla.)	Orange Park, Fla.	Orange Park, Fla.	D4b-'20	12/0
76	Richardson Jr., Will	OL	6-6	306	1/4/96	4	North Carolina State	Burlington, N.C.	Burlington, N.C.	D4-'18	16/1
95	Robertson-Harris, Roy	DL	6-5	298	7/23/93	6	Texas El-Paso	Oakland, Calif.	Oakland, Calif.	UFA (Chi)-21	8/6*
74	Robinson, Cam	OL	6-6	320	10/9/95	5	Alabama	West Monroe, La.	West Monroe, La.	D2-'17	16/16
30	Robinson, James	RB	5-9	219	8/9/98	2	Illinois State	Rockford, Ill.	Rockford, Ill.	FA-'20	14/14
7	Rosas, Aldrick	K	6-3	221	12/30/94	5	Southern Oregon	Orland, Calif.	Orland, Calif.	FA-'20	6/0
93	Ross, Daniel	DT	6-4	325	3/15/93	2	Northeast Mississippi	Louisville, Ky.	Louisville, Ky.	W (LV)-20	5/0*
40	Rusnak, Brandon	S	5-11	198	7/11/95	3	Michigan	Wilmington, Del.	Wilmington, Del.	FA-'19	16/1
49	Russell, Chapelle	LB	6-2	236	1/20/97	2	Temple	Lakewood Township, N.J.	Lakewood Township, N.J.	W (TB)-20	11/0
47	Schobert, Joe	LB	6-1	245	11/6/93	6	Wisconsin	Waukesha, Wis.	Waukesha, Wis.	UFA (Cle)-20	16/10
69	Shatley, Tyler	OL	6-3	310	5/5/91	7	Clemson	Icard, N.C.	Icard, N.C.	FA-'14	16/10
10	Shenault Jr., Laviska	WR	6-1	227	10/5/98	2	Colorado	Desoto, Texas	Desoto, Texas	D2-'20	14/12
94	Smoot, Dawuane	DL	6-3	264	3/2/95	5	Illinois	Groveport, Ohio	Groveport, Ohio	D3-'17	16/7
75	Taylor, Jawaan	OL	6-5	312	11/25/97	3	Florida	Cocoa, Fla.	Cocoa, Fla.	D2-'19	16/16
85	Tebow, Tim	TE	6-3	245	8/14/87	4	Florida	Jacksonville, Fla.	Jacksonville, Fla.	FA-'21	0/0*
20	Thomas, Daniel	S	5-10	215	7/1/98	2	Auburn	Montgomery, Ala.	Montgomery, Ala.	D5a-'20	10/2
77	Wallace-Simms, Tre'Vour	OL	6-5	330	9/25/97	2	Missouri	St. Louis, Ill.	St. Louis, Ill.	FA-'20	4/0
59	Ward, Jihad	DL	6-5	287	5/11/94	6	Illinois	Staten Island, N.Y.	Staten Island, N.Y.	UFA (Bal)-21	10/0

JACKSONVILLE JAGUARS

56	Williams, Quincy	LB	5-11	225	8/28/96	3	Murray State	Birmingham, Ala.	D3b-'19	7/0
54	Wilson, Damien	LB	6-0	243	5/28/93	7	Minnesota	Gloster, Miss.	UFA (KC)-'21	13/13*
26	Wilson, Jarrod	S	6-2	210	2/9/94	6	Michigan	Akron, Ohio	FA-'16	12/12
42	Wingard, Andrew	S	6-0	209	12/5/96	3	Wyoming	Arvada, Colo.	FA-'19	13/4

* Agnew played 14 games with Detroit; Beathard played six games with San Francisco; Brown played 13 games with New Orleans; Dorsett missed '20 season because of injury; Ford played eight games with Philadelphia; Griffin played 12 games with Seattle; Gray played five games with Pittsburgh; Hyde played 10 games with Seattle; Jenkins played 15 games with Los Angeles Chargers; J.Johnson spent '20 season on Dallas practice squad; Jones played 16 games with Detroit; Manhertz played 16 games with Carolina; Robertson-Harris played eight games with Chicago; Ross played three games with Las Vegas and two games with Jacksonville; Tebow last active with Denver in '12; Wilson played 13 games in Kansas City.

t - Jaguars traded for Brown (NO).

Traded - Josh Oliver (missed '20 season because of injury) to BAL.

Players lost in free agency (three): WR Keelan Cole (NYJ, 16 games in '20); WR Chris Conley (HOU, 15); QB Mike Glennon (NYG, five).

Also played with Jaguars in '20: K Jon Brown (one game), P Dustin Colquitt (one), LB Kamalei Correa (six), TE Tyler Eifert (15), K Stephen Hauschka (one), CB D.J. Hayden (five), DT Abry Jones (five), DE Aaron Lynch (eight), CB Greg Mabin (five), LB/DE Cassius Marsh (four), K Chase McLaughlin (three), CB Quenton Meeks (four), FB Bruce Miller (eight), S Josh Nurse (two), WR Trey Quinn (one), DL Carauan Reid (seven), RB Craig Reynolds (two), TE Eric Saubert (eight), DE Jabaal Sheard (one), RB Chris Thompson (eight), WR Dede Westbrook (two), K Brandon Wright (one).

FIRST-YEAR ROSTER

Name	Pos.	Ht.	Wt.	Birthdate	College	Hometown	How Acq.
Camp, Jalen	WR	6-2	220	7/10/98	Georgia Tech	Cummings, Ga.	D7
Campbell, Tyson	CB	6-1	195	3/17/00	Georgia Tech	Plantation, Fla.	D2a
Cisco, Andre	S	6-0	209	3/23/00	Syracuse	Queens, N.Y.	D3
Daniel, DJ	CB	6-1	185	11/27/98	Georgia Tech	Griffin, Ga.	FA
Etienne Jr., Travis	RB	5-10	205	1/26/99	Clemson	Jennings, La.	D1b
Farrell, Luke	TE	6-5	258	10/14/97	Ohio State	Perry, Ohio	D5
Hammond, Josh (1)	WR	6-0	194	7/23/94	Florida	Hallandale, Fla.	FA-'20
Houston, Jameson (1)	CB	5-11	200	6/30/96	Baylor	Austin, Texas	T (PHI)
Imatorbhebe, Josh	WR	6-2	220	4/12/98	Illinois	Suwanee, Ga.	FA
Jones, Tim	WR	6-1	202	5/15/98	Southern Mississippi	Biloxi, Miss.	FA
Lawrence, Trevor	QB	6-6	220	10/6/99	Clemson	Cartersville, Ga.	D1a
Little, Walker	OL	6-7	309	4/1/99	Stanford	Houston, Texas	D2b
Moses, Dylan	LB	6-3	240	5/25/98	Alabama	Alexandria, La.	FA
Patrick, Aaron (1)	DE/OLB	6-4	245	12/20/92	Eastern Kentucky	Dayton, Ohio	FA-'20
Pleasants, Austen (1)	OL	6-7	328	8/22/97	Ohio	Ironton, Ohio	FA-'20
Randall, Kenny	DT	6-4	300	12/7/95	Charleston	Atlantic City, N.J.	FA
Smith, Jordan	DE	6-7	255	4/10/98	Alabama-Birmingham	Lithonia, Ga.	D4
Straughter, Corey	CB	5-10	183	10/16/98	Louisiana-Monroe	Monroe, La.	FA
Tufele, Jay	DT	6-3	305	7/25/99	Southern California	Salt Lake City, Utah	D4

The term **NFL Rookie** is defined as a player who is in his first season of professional football and has not been on the roster of another professional football team for any regular-season or postseason games. A **Rookie** is designated by an "R" on NFL rosters. Players who have been active in another professional football league or players who have NFL experience, including either preseason training camp or being on an Active List or Inactive List, or on Reserve/Injured or Reserve/Physically Unable to Perform for fewer than six regular-season games, are termed **NFL First-Year Players**. An **NFL First-Year Player** is designated by a "1" on NFL rosters. Thereafter, a player is credited with an additional year of experience for each season in which he accumulates six games on the Active List or Inactive List, or on Reserve/Injured or Reserve/Physically Unable to Perform.

Log on to www.jaguars.com for an up-to-date roster.

KANSAS CITY CHIEFS

2020 TEAM RECORD

REGULAR SEASON (14-2)

Date	Opponent	Result
Sept. 10	HOUSTON	W 34-20
Sept. 20	at L.A. Chargers (OT)	W 23-20
Sept. 28	at Baltimore	W 34-20
Oct. 5	NEW ENGLAND	W 26-10
Oct. 11	LAS VEGAS	L 32-40
Oct. 19	at Buffalo	W 26-17
Oct. 25	at Denver	W 43-16
Nov. 1	N.Y. JETS	W 35-9
Nov. 8	CAROLINA	W 33-31
Nov. 22	at Las Vegas	W 35-31
Nov. 29	at Tampa Bay	W 27-24
Dec. 6	DENVER	W 22-16
Dec. 13	at Miami	W 33-27
Dec. 20	at New Orleans	W 32-29
Dec. 27	ATLANTA	W 17-14
Jan. 3	L.A. CHARGERS	L 21-38

POSTSEASON (2-1)

Jan. 17	CLEVELAND	W 22-17
Jan. 24	BUFFALO	W 38-24
Feb. 7	Tampa Bay (SB LV)	L 9-31

SCORE BY PERIODS

Team	94	149	91	136	3	—	473
Opponents	70	117	28	147	0	—	362

2020 TEAM STATISTICS

	Team	Opp.
Total First Downs	397	353
Rushing	110	113
Passing	255	202
Penalty	32	38
3rd Down: Made/Att	95/194	77/188
3rd Down Pct.	49.0	41.0
4th Down: Made/Att	9/16	13/20
4th Down Pct.	56.3	65.0
Possession Avg.	30:16	29:44
Total Net Yards	6653	5733
Avg. Per Game	415.8	358.3
Total Plays	1057	1022
Avg. Per Play	6.3	5.6
Net Yards Rushing	1799	1954
Avg. Per Game	112.4	122.1
Total Rushes	403	433
Net Yards Passing	4854	3779
Avg. Per Game	303.4	236.2
Sacked/Yards Lost	24/151	32/189
Gross Yards	5005	3968
Att./Completions	630/420	557/349
Completion Pct.	66.7	62.7
Had Intercepted	7	16
Punts/Average	52/45.0	57/46.4
Net Punting Avg.	52/40.4	57/43.2
Penalties/Yards	105/919	97/760
Fumbles/Ball Lost	19/9	16/6
Touchdowns	57	44
Rushing	13	14
Passing	40	29
Returns	4	1

2020 INDIVIDUAL STATISTICS

PASSING	Att	Cmp	Yds	Cmp%	Yds/Att	TD	TD%	Int	Int%	LG	Sk/Lost	Rtng
Mahomes	588	390	4740	66.3	8.06	38	6.5	6	1.0	75t	22/147	108.2
Henne	38	28	248	73.7	6.53	2	5.3	0	0.0	37	2/4	108.2
Kelce	2	1	4	50.0	2.00	0	0.0	0	0.0	4	0/0	56.3
T.Townsend	1	1	13	100.0	13.00	0	0.0	0	0.0	13	0/0	118.8
Watkins	1	0	0	0.0	0.00	0	0.0	1	100.0	---	0/0	0.0
Team	630	420	5005	66.7	7.94	40	6.3	7	1.1	75t	24/151	107.3
Opponents	557	349	3968	62.7	7.12	29	5.2	16	2.9	72t	32/189	89.4

TD TD TD TD

SCORING	Tot	Ru	Rec	Rt	PAT	FG	Saf	Pts
Butker	0	0	0	0	48/54	25/27	0	123
T.Hill	17	2	15	0	0	0	102	
Kelce	11	0	11	0	0	0	68	
Hardman	5	0	4	1	0	0	32	
Edwards-Helaire	5	4	1	0	0	0	30	
Robinson	3	0	3	0	0	0	18	
Bell	2	2	0	0	0	0	12	
Mahomes	2	2	0	0	0	0	12	
Pringle	2	0	1	1	0	0	12	
D. Thompson	2	1	1	0	0	0	12	
Watkins	2	0	2	0	0	0	12	
Darre.Williams	1	1	0	0	0	0	8	
Fisher	1	0	1	0	0	0	6	
Henne	1	1	0	0	0	0	6	
Mathieu	1	0	0	1	0	0	6	
Sherman	1	0	1	0	0	0	6	
Sorensen	1	0	0	1	0	0	6	
Jones	0	0	0	0	0	1	2	
Team	57	13	40	4	48/54	25/27	1	473
Opponents	44	14	29	1	38/40	18/26	2	362

2-Pt Conv: *Hardman, Kelce, Darre.Williams.*
 Team 3-3. Opponents 1-4.

RUSHING

No.	Yds	Avg	LG	TD	
Edwards-Helaire	181	803	4.4	31	4
Bell	63	254	4.0	16	2
Mahomes	62	308	5.0	24	2
Darre.Williams	39	169	4.3	13t	1
T.Hill	13	123	9.5	32t	2
D. Thompson	27	97	3.6	14	1
Hardman	4	31	7.8	20	0
Sherman	3	8	2.7	6	0
Washington	3	5	1.7	3	0
Watkins	1	3	3.0	3	0
Henne	7	-2	-0.3	1t	1
Team	403	1799	4.5	32t	13
Opponents	433	1954	4.5	65	14

RECEIVING

No.	Yds	Avg	LG	TD	
Kelce	105	1416	13.5	45	11
T.Hill	87	1276	14.7	75t	15
Robinson	45	466	10.4	28	3
Hardman	41	560	13.7	49t	4
Watkins	37	421	11.4	37	2
Edwards-Helaire	36	297	8.3	26	1
Darre.Williams	18	116	6.4	15	0
Bell	13	99	7.6	18	0
Pringle	13	160	12.3	37	1
D. Thompson	7	65	9.3	37	1
Yelder	7	36	5.1	12	0
Keizer	6	63	10.5	22	0
Kemp	1	11	11.0	11	0
Dieter	1	10	10.0	10	0
Sherman	1	5	5.0	5t	1
Fisher	1	2	2.0	2t	1
Washington	1	2	2.0	2	0
Team	420	5005	11.9	75t	40
Opponents	349	3968	11.4	72t	29

INTERCEPTIONS

No.	Yds	Avg	LG	TD	
Mathieu	6	70	11.7	25t	1
Sorensen	3	67	22.3	50t	1
Sneed	3	42	14.0	39	0
Breeland	2	29	14.5	29	0
Fenton	1	31	31.0	31	0
Thornhill	1	20	20.0	20	0
Team	16	259	16.2	50t	2
Opponents	7	135	19.3	51	0

PUNTING

No.	Yds	Avg	Net Bt	IN20	LG	B		
T.Townsend	52	2339	45.0	40.4	6	20	67	0
Team	52	2339	45.0	40.4	6	20	67	0
Opponents	57	2647	46.4	43.2	1	23	62	0

PUNT

RETURNS	Ret	FC	Yds	Avg	LG	TD
Hardman	25	13	176	7.0	67t	1
Robinson	2	1	-13	-6.5	0	0
T.Hill	1	1	0	0.0	0	0
Team	28	15	163	5.8	67t	1
Opponents	15	18	119	7.9	24	0

KICKOFF

RETURNS	No.	Yds	Avg	LG	TD
Pringle	10	324	32.4	102t	1
Hardman	9	184	20.4	31	0
Fenton	3	89	29.7	44	0
Robinson	2	21	10.5	21	0
Watts	1	28	28.0	28	0
Team	25	646	25.8	102t	1
Opponents	23	549	23.9	93t	1

FIELD

GOALS	1-19	20-29	30-39	40-49	50+
Butker	2/2	7/7	9/9	3/5	4/4
Team	2/2	7/7	9/9	3/5	4/4
Opponents	0/0	3/3	4/5	9/11	2/7

SACKS

No.	
Jones	7.5
F.Clark	6.0
Okafor	3.0
Danna	2.5
Charlton	2.0
Sneed	2.0
Wharton	2.0
Baker	1.0
Gay	1.0
Kpassagnon	1.0
Niemann	1.0
O'Daniel	1.0
C.Ward	1.0
T.Ward	1.0
Team	32.0
Opponents	24.0

KANSAS CITY CHIEFS

RECORD HOLDERS

INDIVIDUAL RECORDS—CAREER

Category	Name	Performance
Rushing (Yds.)	Jamaal Charles, 2008-16	7,260
Passing (Yds.)	Len Dawson, 1962-75	28,507
Passing (TDs)	Len Dawson, 1962-75	237
Receiving (No.)	Tony Gonzalez, 1997-2008	916
Receiving (Yds.)	Tony Gonzalez, 1997-2008	10,940
Interceptions	Emmitt Thomas, 1966-78	58
Punting (Avg.)	Dustin Colquitt, 2005-19	44.8
Punt Return (Avg.)	Dexter McCluster, 2010-13	12.1
Kickoff Return (Avg.)	Knile Davis, 2013-17	27.0
Field Goals	Nick Lowery, 1980-93	329
Touchdowns (Tot.)	Priest Holmes, 2001-07	83
Points	Nick Lowery, 1980-93	1,466
*Sacks	Derrick Thomas, 1989-99	126.5

INDIVIDUAL RECORDS—SINGLE SEASON

Category	Name	Performance
Rushing (Yds.)	Larry Johnson, 2006	1,789
Passing (Yds.)	Patrick Mahomes, 2018	5,097
Passing (TDs)	Patrick Mahomes, 2018	50
Receiving (No.)	Travis Kelce, 2020	105
Receiving (Yds.)	Tyreek Hill, 2018	1,479
Interceptions	Emmitt Thomas, 1974	12
Punting (Avg.)	Dustin Colquitt, 2012	46.8
Punt Return (Avg.)	Dante Hall, 2003	16.3
Kickoff Return (Avg.)	Quintin Demps, 2013	30.1
Field Goals	Harrison Butker, 2017	38
Touchdowns (Tot.)	Priest Holmes, 2003	27
Points	Priest Holmes, 2003	162
*Sacks	Justin Houston, 2014	22.0

INDIVIDUAL RECORDS—SINGLE GAME

Category	Name	Performance
Rushing (Yds.)	Jamaal Charles, 1-3-10	259
Passing (Yds.)	Elvis Grbac, 11-5-00	504
Passing (TDs)	Len Dawson, 11-1-64	6
	Patrick Mahomes, 9-16-18	6
	Patrick Mahomes, 11-19-18	6
Receiving (No.)	Tony Gonzalez, 1-2-05	14
Receiving (Yds.)	Stephone Paige, 12-22-85	309
Interceptions	Bobby Ply, 12-16-62	**4
	Bobby Hunt, 10-4-64	**4
	Deron Cherry, 9-29-85	**4
Field Goals	Cairo Santos, 10-4-15	7
Touchdowns (Tot.)	Abner Haynes, 11-26-61	5
	Jamaal Charles, 12-15-13	5
Points	Abner Haynes, 11-26-61	30
	Jamaal Charles, 12-15-13	30
*Sacks	Derrick Thomas, 11-11-90	**7.0

*Sacks became an official statistic in 1982. **NFL Record

2021 COACHING STAFF

Andy Reid, Head Coach

Pro Career: Andy Reid was named the 13th head coach in Kansas City Chiefs history on Jan. 7, 2013. He is entering his 30th season in the National Football League and his 23rd season as an NFL head coach in 2021. In 2020, his eighth season with the Chiefs, Reid and company tallied a franchise-best 14 wins, bringing his total to 91 victories in his first eight seasons with Kansas City, the most by any head coach in franchise history in that time frame. After that record-setting regular season in 2020, the Chiefs made their third-consecutive appearance in the AFC Championship Game and their second-consecutive berth in the Super Bowl. In 2019, Reid led the Chiefs to their first Super Bowl appearance and

victory in 50 years, bringing the Lombardi Trophy back to Kansas City for the first time since 1969. Additionally, the Chiefs' 35-24 victory over the Tennessee Titans in the AFC Championship Game brought the Lamar Hunt Trophy to Kansas City for the first time since then. In 2015, Reid also led the Chiefs to their first playoff win since 1993, with a win at Houston in the Wild Card round of the playoffs. In his first season in Kansas City in 2013, he helped orchestrate the franchise's best single-season turnaround as the Chiefs won 11 games and made the playoffs after going 2-14 the previous season. Prior to joining the Chiefs, he served as the head coach of the Philadelphia Eagles for 14 years (1999-2012), earning NFL Coach of the Year honors three times.

Reid compiled the best win total (140) and playoff victory total (10) in Philadelphia Eagles history. He captured six division titles and five trips to the NFC Championship Game. In his 29-year NFL career as a head coach or assistant, Reid's teams have made the playoffs 20 times (24-19 record). He has coached in the Super Bowl four times, the NFC Championship Game nine times and the AFC Championship Game on three occasions. Reid was an assistant coach with Green Bay (1992-98) under Mike Holmgren. With Green Bay, he helped the Packers earn a Super Bowl XXXI victory over New England. Career record: 238-145-1. **Background:** Coached at Brigham Young (1982), San Francisco State (1983-85), Northern Arizona (1986), Texas-El Paso (1987-88)

KANSAS CITY CHIEFS

and Missouri (1989-1991). Reid was an offensive tackle and guard on three BYU Cougars Holiday Bowl teams. Reid graduated with a bachelor's degree in physical education. He also received a master's degree in professional leadership in physical education and athletics.

Personal: Born March 19, 1958, in Los Angeles, Calif. Reid and his wife Tammy have five children—Britt, Crosby, Drew Ann, Spencer, and the late Garrett. He has 11 grandchildren, Maverick, Somers, Saylor, Blake, Reid, Brigitte, Canyon, Ryker, Rylan, Garrett and Ford.

ASSISTANT COACHES

Eric Bieniemy, offensive coordinator; born Aug. 15, 1969, New Orleans, La. Running back Colorado 1987-90. Pro running back San Diego Chargers 1991-94, Cincinnati Bengals 1995-98, Philadelphia Eagles 1999. College coach: Colorado 2001-02 and 2011-12, UCLA 2003-05. Pro coach: Minnesota Vikings 2006-10. Joined Chiefs in 2013.

Joe Bleymaier, wide receivers; born Aug. 8, 1982, Boise, Idaho. Wide receiver Delaware 2002-05. No pro playing experience. College coach: Colorado 2013-15. Pro coach: Joined Chiefs in 2016.

Terry Bradden, assistant defensive line; born Dec. 10, 1990, Riviera Beach, Fla. Quarterback Howard University 2009-11, Tuskegee University 2011-13. No pro playing experience. College coach: Bethune Cookman 2016. Pro coach: Joined Chiefs in 2017.

Greg Carbin, assistant strength and conditioning; born Aug. 31, 1983, Jefferson City, Mo. Defensive back Missouri Western 2003-06. No pro playing experience. College coach: Missouri Western 2012-18. Pro coach: Joined Chiefs in 2019.

Brendan Daly, run game coordinator/defensive line; born Sept. 10, 1975, San Francisco, Calif. Tight end Drake 1993-96. No pro playing experience. College coach: Drake 1998, Villanova 1999 and 2005, Maryland 2000, Oklahoma State 2001-03, Illinois State 2004. Pro coach: Minnesota Vikings 2006-08, St. Louis Rams 2009-11, Minnesota Vikings 2012-13, New England Patriots 2014-18. Joined Chiefs in 2019.

Ken Flajole, outside linebackers; born Oct. 5, 1954, Seattle, Wash. Linebacker Wenatchee Valley C.C. 1972-73 and Pacific Lutheran 1974-75. No pro playing experience. College coach: Pacific Lutheran 1977-78, Washington 1979, Montana 1980-85, Texas El-Paso 1986-88, Missouri 1989-93, Richmond 1994, Hawaii 1995, Nevada 1996-97. Pro coach: Green Bay Packers 1998, Seattle Seahawks 1999-2002, Carolina Panthers 2003-08, St. Louis Rams 2009-11, New Orleans Saints 2012-18, Cleveland

Browns 2013, Philadelphia Eagles 2016-20. Joined Chiefs in 2021.

David Girardi, pass game analyst/assistant quarterback; Sept. 26, 1988, New Kensington, Pa. Quarterback Geneva College 2007-10. No pro playing experience. College coach: Seton Hill 2011-12, Geneva College 2013, Northwestern 2014-16, Lafayette College 2017. Pro coach: Joined Chiefs in 2018.

Andy Heck, offensive line; born Jan. 1, 1967, Fargo, N.D. Tackle Notre Dame 1985-88. Pro tackle Seattle Seahawks 1989-93, Chicago Bears 1994-98, Washington Redskins 1999-2000. College coach: Virginia 2001-03. Pro coach: Jacksonville Jaguars 2004-12. Joined Chiefs in 2013.

Andy Hill, assistant special teams; born Jan. 26, 1962, Trenton, Mo. Wide receiver Missouri 1980-94. No pro playing experience. College coach: Hutchinson C.C. 1992-95, Missouri 1996-2019. Pro coach: Joined Chiefs in 2020.

Matt House, linebackers; born May 17, 1978, Harrison, Mich. Attended Michigan State. No college or pro playing experience. College coach: Michigan State 2001-02, North Carolina 2003-04, Gardner-Webb 2005, Buffalo 2005-07, Pittsburgh 2012-14, Florida International 2015, Kentucky 2016-18. Pro coach: Carolina Panthers 2008, St. Louis Rams 2009-11. Joined Chiefs in 2019.

Mike Kafka, quarterbacks/pass game coordinator; born July 25, 1987, Chicago, Ill. Quarterback Northwestern 2006-09. Pro quarterback Philadelphia Eagles 2010-12, New England Patriots 2013, Tampa Bay Buccaneers 2014, Minnesota Vikings 2015. College coach: Northwestern 2016. Pro coach: Joined Chiefs in 2017.

Greg Lewis, running backs; born Feb. 12, 1980, Chicago, Ill. Wide receiver Illinois 1999-2002. Pro wide receiver Philadelphia Eagles 2003-08, Minnesota Vikings 2009-10. College coach: San Diego State 2012, San Jose State 2013, Pittsburgh 2014. Pro coach: New Orleans Saints 2015, Philadelphia Eagles 2016. Joined Chiefs in 2017.

Sam Madison, defensive backs/cornerbacks; born April 23, 1974, Thomasville, Ga. Defensive back Louisville 1993-96. Pro cornerback Miami Dolphins 1997-2005, New York Giants 2006-08. No college coaching experience. Pro coach: Joined Chiefs in 2019.

Corey Matthaei, assistant offensive line; born Feb. 1, 1985, Fircrest, Wash. Offensive lineman Willamette 2003-06. No pro playing experience.

College coach: Willamette 2007. Pro coach: Philadelphia Eagles 2008-12. Joined Chiefs in 2013.

Dave Merritt, defensive backs; born Sept. 8, 1971, Raleigh, N.C. Linebacker North Carolina State 1989-92. Pro linebacker Miami Dolphins 1993, Arizona Cardinals 1993-96, Rhein Fire (NFL) 1997. College coach: Chattanooga 1997, Virginia Military Institute 1998-2000. Pro coach: New York Jets 2001-03, New York Giants 2004-17, Arizona Cardinals 2018. Joined Chiefs in 2019.

Tom Melvin, tight ends; born Oct. 1, 1961, Redwood City, Calif. Offensive lineman San Francisco State 1982-83. No pro playing experience. College coach: San Francisco State 1984-85, Northern Arizona 1986-87, UC Santa Barbara 1988-90, Occidental College 1991-98. Pro coach: Philadelphia Eagles 1999-2012. Joined Chiefs in 2013.

Ryan Reynolds, assistant strength and conditioning/sport science; born Jan. 15, 1981, Fulton, Ill. Attended Iowa. No college or pro playing experience. College coach: Louisville 2008, Arizona State 2008-12, UCLA 2012-15. Pro coach: Joined Chiefs in 2016.

Barry Rubin, strength and conditioning; born June 25, 1957, Monroe, La. Running back/punter LSU 1976-77 and tight end/punter Northwestern (La.) State 1978-80. No pro playing experience. College coach: Northeast Louisiana 1981-83, 1987-1990 and 1994, LSU 1984-85. Pro coach: Green Bay Packers 1995-2005, Philadelphia Eagles 2008-12. Joined Chiefs in 2013.

Steve Spagnuolo, defensive coordinator; born Dec. 21, 1959, Whitinsville, Mass. Wide receiver Springfield College 1978-81. No pro playing experience. College coach: Massachusetts 1982-83, Lafayette (Pa.) 1984-86, Connecticut 1987-91, Maine 1993-94, Rutgers 1994-95, Bowling Green 1996-97. Pro coach: Barcelona Dragons (WLAFL) 1992, Frankfurt Galaxy (NFL) 1998, Philadelphia Eagles 1999-2006, New York Giants 2007-08 and 2015-17, St. Louis Rams 2009-11 (head coach), New Orleans Saints 2012, Baltimore Ravens 2013-14. Joined Chiefs in 2019.

Dave Toub, assistant head coach/special teams coordinator; born June 1, 1962, Ossining, N.Y. Offensive lineman Springfield College 1980-81 and Texas-El Paso 1983-84. No pro playing experience. College coach: Texas El-Paso 1987-89, Missouri 1989-2000. Pro coach: Philadelphia Eagles 2001-03, Chicago Bears 2004-12. Joined Chiefs in 2013.

KANSAS CITY CHIEFS

2021 VETERAN ROSTER

No.	Name	Pos.	Ht.	Wt.	Birthdate	NFL		College	Hometown	How Acq.	'20 Games/ Starts
						Exp.	Exp.				
73	Allegretti, Nick	G	6-4	320	4/21/1996	3		Illinois	Frankfort, Ill.	D7-19	16/9
30	Baker, DeAndre	CB	5-11	189	9/4/1997	2		Georgia	Miami, Fla.	FA-20	2/1
81	Bell, Blake	TE	6-6	252	8/7/1991	7		Oklahoma	Wichita, Kan.	FA-21	16/2*
66	Blythe, Austin	OL	6-3	298	6/16/1992	6		Iowa	Williamsburg, Iowa	FA-21	16/16*
57	Brown, Orlando	T	6-8	345	5/2/1996	4		Oklahoma	Baltimore, Md.	T (BAL)-21	16/16*
45	Burton, Michael	FB	6-0	240	2/1/1992	7		Rutgers	Long Valley, N.J.	FA-21	15/4*
7	Butker, Harrison	K	6-4	205	7/14/1995	5		Georgia Tech	Decatur, Ga.	FA-17	16/0
19	Callaway, Antonio	WR	5-11	200	1/9/1997	4		Florida	Miami, Fla.	FA-21	5/1*
94	Charlton, Taco	DE	6-6	270	11/7/1994	5		Michigan	Pickerington, Ohio	FA-20	7/0
55	Clark, Frank	DE	6-3	260	6/17/1993	7		Michigan	Cleveland, Ohio	T (SEA)-19	15/15
45	Correa, Kamalei	LB	6-3	241	4/27/1994	6		Boise State	Honolulu, Hawaii	FA-21	9/6*
51	Danna, Mike	DE	6-2	261	12/1/1997	2		Michigan	Detroit, Mich.	D5-20	13/1
12	Dieter, Gehrig	WR	6-3	207	2/24/1993	2		Alabama	South Bend, Ind.	FA-17	4/0
79	Durant, Yasir	OL	6-7	330	5/21/1998	2		Missouri	Philadelphia, Pa.	FA-20	11/1
6	Duvernay-Tardif, Laurent	G	6-5	321	11/2/1991	7		McGill	Montreal, Quebec	D6b-14	0*
25	Edwards-Helaire, Clyde	RB	5-8	209	4/11/1999	2		LSU	Baton Rouge, La.	D1-20	13/13
27	Fenton, Rashad	CB	5-11	188	2/17/1997	3		South Carolina	Miami, Fla.	D6a-19	16/3
82	Fountain, Daurice	WR	6-2	210	12/22/1995	3		Northern Iowa	Madison, Wis.	FA-21	5/0*
50	Gay, Willie	LB	6-1	243	2/15/1998	2		Mississippi State	Starkville, Miss.	D2-20	16/8
17	Hardman, Mecole	WR	5-10	187	3/12/1998	3		Georgia	Bowman, Ga.	D2a-19	16/8
47	Harris, Darius	LB	6-2	238	1/17/1996	2		Middle Tennessee State	Horn Lake, Miss.	FA-19	4/2
96	Harris, Demone	DE	6-4	272	12/30/1995	3		Buffalo	Buffalo, N.Y.	FA-19	1/0
4	Henne, Chad	QB	6-3	222	7/2/1985	14		Michigan	West Lawn, Pa.	UFA-18	3/1
10	Hill, Tyreek	WR	5-10	185	3/1/1994	6		West Alabama	Pearson, Ga.	D5b-16	15/15
53	Hitchens, Anthony	LB	6-0	235	6/10/1992	8		Iowa	Lorain, Ohio	UFA-18	14/14
21	Hughes, Mike	CB	5-10	189	2/11/1997	4		Central Florida	New Bern, N.C.	T (MIN)-21	4/2*
95	Jones, Chris	DT	6-6	310	7/3/1994	6		Mississippi State	Houston, Miss.	D2-16	15/14
48	Keizer, Nick	TE	6-4	251	5/2/1995	2		Grand Valley State	Kalamazoo, Mich.	FA-19	16/3
87	Kelce, Travis	TE	6-5	260	10/5/1989	9		Cincinnati	Cleveland Heights, Ohio	D3a-13	15/15
85	Kemp, Marcus	WR	6-4	210	8/14/1995	4		Hawaii	Layton, Utah	FA-17	11/0
29	Keyes, BoPete	CB	6-1	200	11/9/1997	2		Tulane	Laurel, Miss.	D7-20	8/1
26	Lammons, Chris	CB	5-10	190	1/31/1996	2		South Carolina	Lauderhill, Fla.	FA-19	2/0
69	Long, Kyle	OL	6-6	332	12/5/1988	8		Oregon	Ivy, Va.	FA-21	0*
15	Mahomes, Patrick	QB	6-3	230	9/17/1995	5		Texas Tech	Tyler, Texas	D1-17	15/15
32	Mathieu, Tyrann	S	5-9	190	5/13/1992	9		LSU	New Orleans, La.	UFA-19	15/15
24	McGuire, Elijah	RB	5-10	214	1/6/1994	3		Louisiana-Lafayette	Houma, La.	FA-20	0*
1	McKinnon, Jerick	RB	5-9	205	5/3/1992	8		Georgia Southern	Marietta, Ga.	FA-21	16/4*
56	Niemann, Ben	LB	6-2	235	7/27/1995	4		Iowa	Sycamore, Ill.	FA-18	15/5
91	Nnadi, Derrick	DT	6-1	312	5/9/1996	4		Florida State	Virginia Beach, Va.	D3-18	15/15
44	O'Daniel, Dorian	LB	6-1	220	9/4/1994	4		Clemson	Oiney, Md.	D3b-18	11/0
20	Parks, Will	DB	6-1	194	7/29/1994	6		Arizona	Philadelphia, Pa.	FA-21	10/3*
13	Pringle, Byron	WR	6-1	203	11/17/1993	4		Kansas State	Tampa, Fla.	FA-18	13/3
74	Rankin, Martinas	T	6-5	311	10/20/1994	4		Mississippi State	Mendenhall, Miss.	T (HOU)-19	1/1
90	Reed, Jarran	DT	6-3	306	12/16/1992	6		Alabama	Goldsboro, N.C.	FA-21	16/16*
75	Remmers, Mike	T	6-5	308	4/11/1989	9		Oregon State	Portland, Ore.	FA-20	13/10
11	Robinson, Demarcus	WR	6-1	203	9/21/1994	6		Florida	Fort Valley, Ga.	D4c-16	16/8
99	Saunders, Khalel	DT	6-0	324	8/9/1996	3		Western Illinois	St. Louis, Mo.	D3-19	3/1
38	Sneed, L'Jarvis	CB	6-1	193	1/21/1997	2		Louisiana Tech	Minden, La.	D4-20	9/6
49	Sorensen, Daniel	S	6-2	208	3/5/1990	8		Brigham Young	Colton, Calif.	FA-14	15/12
34	Thompson, Darwin	RB	5-8	200	2/12/1997	3		Utah State	Tulsa, Okla.	D6b-19	14/1
22	Thornhill, Juan	S	6-0	205	10/19/1995	3		Virginia	Altavista, Va.	D2b-19	16/8
62	Thuney, Joe	OL	6-5	308	11/18/1992	6		North Carolina State	Centerville, Ohio	FA-21	16/16*
5	Townsend, Tommy	P	6-1	191	11/12/1996	2		Florida	Orlando, Fla.	FA-20	16/0
35	Ward, Charvarius	CB	6-1	198	5/16/1996	4		Middle Tennessee State	McCombs, Miss.	T (DAL)-18	14/13
92	Ward, Tim	DE	6-6	255	8/11/1997	2		Old Dominion	High Point, N.C.	FA-19	1/1
23	Watts, Armani	S	5-11	205	3/19/1996	4		Texas A&M	Forney, Texas	D4-18	16/1
98	Wharton, Tershaw	DT	6-4	255	6/25/1998	2		Missouri S&T	University City, Mo.	FA-20	16/1
84	Williams, Chad	WR	6-2	204	10/19/1994	3		Grambling State	Baton Rouge, La.	FA-20	0*
31	Williams, Darrel	RB	5-11	224	4/15/1995	4		LSU	Marrero, La.	FA-18	16/0
41	Winchester, James	LS	6-3	240	8/6/1989	7		Oklahoma	Washington, Okla.	FA-15	16/0
77	Wylie, Andrew	G	6-6	309	8/19/1994	4		Eastern Michigan	Midland, Mich.	FA-17	14/14

KANSAS CITY CHIEFS

* Bell played 16 games with Dallas; Blythe played 16 games with Los Angeles Rams; Brown played in 16 games with Baltimore; Burton played 15 games with New Orleans; Callaway played 5 games with Miami; Correa played 9 games with Tennessee and Jacksonville; Duvernay-Tardif opted out of '20 season; Long last active with Chicago in '19; McGuire last active with New York Jets in '18; McKinnon played 16 games with San Francisco; Parks played 10 games with Denver and Philadelphia; Reed played 16 games with Seattle; Thuney played 16 games with New England; C.Williams last active with Indianapolis in '19.

Players lost through free agency (three): DE Tanoh Kpassagnon (NO, 16 games in '20); WR Sammy Watkins (BAL, 10); LB Damien Wilson (JAX, 13).

Also played with Chiefs in '20—RB Le'Veon Bell (10 games), T Eric Fisher (15), CB Antonio Hamilton (16), DT Braxton Hoyett (one), G Danny Isidora (one), C Daniel Kilgore (seven), G Patrick Omameh (one), G Kelechi Osemele (five), DT Mike Pennel (15), C Austin Reiter (15), T Mitchell Schwartz (six), TE Ricky Seals-Jones (two), FB Anthony Sherman (13), DB Tedric Thompson (eight), RB DeAndre Washington (one), G Stefan Wisniewski (four), TE Deon Yelder (14).


FIRST-YEAR ROSTER

Name	Pos.	Ht.	Wt.	Birthdate	College	Hometown	How Acq.
Anderson, Zayne	DB	6-2	210	1/3/1997	Brigham Young	Stansbury Park, Utah	FA
Baylis, Evan (1)	TE	6-5	250	11/18/1993	Oregon	Aurora, Co.	FA-20
Bolton, Nick	LB	6-0	232	3/10/2000	Missouri	Frisco, Texas	D2a
Bootle, Dicaprio	DB	5-10	195	9/17/1997	Nebraska	Miami, Fla.	FA
Buechele, Shane	QB	6-1	210	1/8/1998	Southern Methodist	Arlington, Texas	FA
Character, Marlon	DB	6-1	195	12/8/1996	Louisville	Atlanta, Ga.	FA
Clark, Tyler (1)	DT	6-3	289	7/25/1998	Georgia	Americus, Ga.	FA-20
Clemons, Rodney (1)	DB	6-0	205	12/28/1996	Southern Methodist	Katy, Texas	FA-20
Cobb, Omari (1)	LB	6-4	223	5/31/1997	Marshall	Port St. Lucie, Fla.	FA-20
Cole, Riley	LB	6-3	235	11/3/1997	South Alabama	Oneonta, Ala.	FA
Edwards, Austin (1)	DE	6-5	275	8/27/1997	Ferris State	Lansing, Mich.	FA-20
Ffrench, Maurice (1)	WR	5-11	200	1/1/1998	Pittsburgh	New Brunswick, N.J.	FA-20
Finke, Chris (1)	WR	5-9	186	5/2/1996	Notre Dame	Dayton, Ohio	FA-19
Fortson, Jody (1)	TE	6-6	230	12/7/1995	Valdosta State	Buffalo, N.Y.	FA-19
Gordon, Anthony (1)	QB	6-3	210	8/28/1996	Washington State	Pacifica, Calif.	FA
Gore, Derrick (1)	RB	5-9	200	12/13/1994	Louisiana-Monroe	Syracuse, N.Y.	FA
Gray, Noah	TE	6-4	240	4/30/1999	Duke	Leominster, Mass.	D5a
Herring, Malik	DE	6-3	280	11/9/1997	Georgia	Forsyth, Ga.	FA
Humphrey, Creed	OL	6-5	320	6/28/1999	Oklahoma	Shawnee, Okla.	D2b
Kaindoh, Joshua	DE	6-7	265	12/27/1998	Florida State	Baltimore, Md.	D4
Key, Devon	DB	6-1	210	10/28/1997	Western Kentucky	Lexington, Ky.	FA
Niang, Lucas	OL	6-7	328	8/19/1998	TCU	New Canaan, Conn.	D3-20
Patterson, Manny (1)	DB	5-10	180	5/31/1998	Maine	Baltimore, Md.	FA
Powell, Cornell	WR	6-0	210	10/30/1997	Clemson	Greenville, N.C.	D5b
Schoen, Dalton (1)	WR	6-1	209	10/13/1996	Kansas State	Overland Park, Kan.	FA
Smith, Emmanuel (1)	LB	6-2	240	7/25/1995	Vanderbilt	Murfreesboro, Tenn.	FA-19
Smith, Trey	OL	6-6	335	6/16/1998	Tennessee	Jackson, Tenn.	D6
Wanogho, Prince Tega (1)	T	6-5	309	11/22/1997	Auburn	Elmore, Ala.	FA-20
Williams, Darryl (1)	OL	6-3	310	6/10/1997	Mississippi State	Bessemer, Ala.	FA-20

The term **NFL Rookie** is defined as a player who is in his first season of professional football and has not been on the roster of another professional football team for any regular-season or postseason games. A **Rookie** is designated by an "R" on NFL rosters. Players who have been active in another professional football league or players who have NFL experience, including either preseason training camp or being on an Active List or Inactive List, or on Reserve/Injured or Reserve/Physically Unable to Perform for fewer than six regular-season games, are termed **NFL First-Year Players**. An **NFL First-Year Player** is designated by a "1" on NFL rosters. Thereafter, a player is credited with an additional year of experience for each season in which he accumulates six games on the Active List or Inactive List, or on Reserve/Injured or Reserve/Physically Unable to Perform.

Log on to www.kcchiefs.com for an up-to-date roster.

LAS VEGAS RAIDERS



**American Football Conference
West Division**

**Intermountain Healthcare Performance
Center and Raiders Headquarters**
1475 Raiders Way
Henderson, NV 89052
Telephone: (702) 520-2020

Team Colors: Silver and Black

2021 SCHEDULE

PRESEASON

Aug. 14	Seattle	6:00 PM
Aug. 21	at L.A. Rams	7:00 PM
Aug. 29	at San Francisco	1:00 PM

REGULAR SEASON

Sept. 13	Baltimore (Mon)	5:15 PM
Sept. 19	at Pittsburgh	10:00 AM
Sept. 26	Miami	1:05 PM
Oct. 4	at L.A. Chargers (Mon)	5:15 PM
Oct. 10	Chicago	1:05 PM
Oct. 17	at Denver	1:25 PM
Oct. 24	Philadelphia	1:05 PM
	BYE	
Nov. 7	at N.Y. Giants	10:00 AM
Nov. 14	Kansas City	5:20 PM
Nov. 21	Cincinnati	1:05 PM
Nov. 25	at Dallas (Thanksgiving)	1:30 PM
Dec. 5	Washington	1:05 PM
Dec. 12	at Kansas City	10:00 AM
Dec. 18/19	at Cleveland	TBD
Dec. 26	Denver	1:25 PM
Jan. 2	at Indianapolis	10:00 AM
Jan. 9	L.A. Chargers	1:25 PM

** All times PT; Sunday night games in Weeks 5-17 subject to change*

Stadium: Allegiant Stadium
3333 Al Davis Way
Las Vegas, NV 89118

Opened: 2020
Capacity: 65,000
Playing Surface: Natural Bermuda

Training Camp:
Intermountain Healthcare
Performance Center and
Raiders Headquarters
1475 Raiders Way
Henderson, NV 89052

CLUB OFFICIALS

Owner: Mark Davis
General Manager: Mike Mayock
President: Marc Badain
Executive Vice President and General Counsel: Dan Ventrelle
Senior Vice President - Director of Football Administration: Tom Delaney
Senior Advisor: Marcel Reece
Director of College Scouting: Jim Abrams
Director of Pro Personnel: Dwayne Joseph
Director of Football Research: Dave Razzano
Assistant Director of Player Personnel: DuJuan Daniels
Assistant Director of Player Personnel: Trey Scott
Assistant Director of College Scouting: Teddy Atlas
Senior Advisor to the General Manager: Walter Juliff
Pro Scouts: Ben Chester, John Hill, Adam Maxie, Greg Reuveni
College Scouts: Tom Bradway, Calvin Branch, Zack Crockett, Jack Gilmore, Matt Hand, Nolan Nawrocki, Kyle Newhall, Glenn Schembechler
Assistant to the Head Coach: Mark Arteaga
Director of Operations: Pete Caracciolo
Director of Football Analytics: David Christoff
Director of Video Operations: Joe Harrington
Director of Team Operations: Tom Jones
Senior Director of Media Relations: Will Kiss
Coaching Assistant: Jeff Leonardo
Head Athletic Trainer: Chris Cortez
Equipment Manager: Bob Romanski
Director of Player Engagement: Montelle Sanders
Director of Team Security: Bob Stiriti
Senior Vice President – Stadium Development and Operations: Tom Blanda
Senior Vice President – Community Relations and Public Affairs: Rosie Bone
Senior Vice President – Strategy and Business Development: Brandon Doll
Senior Vice President – Administration, Facilities and Ownership: Cheryl Nichols
Senior Vice President – Chief Revenue Officer: Mark Shearer
Senior Vice President – Chief Financial Officer: Ed Villanueva
Vice President – Associate General Counsel: Zahir Rahman
Vice President – Associate Counsel: Sarah Brenner
Vice President – Tours and Group Sales: Jay Chess
Vice President – Digital and Social Media: Vittorio DeBartolo
Vice President – Raider Image: Barry De Vilbiss
Controller: Araxie Grant
Vice President – Corporate Partnerships: Christian Howard
Vice President – Alumni Relations: Shannon Jordan
Vice President – Revenue Planning and Analytics: Jonathan Martinez
Vice President – Premium Service and Guest Experience: Qiava Martinez
Vice President – Information Technology: Matt Pasco
Vice President – Production and Programming: Brad Phinney
Vice President – Community Relations: Erin Rauhauser
Vice President – Head of Human Resources: Jaime Stratton

COACHING HISTORY

Oakland 1960-81, 1995-2019
Los Angeles 1982-94
(506-459-11)

Records include postseason games

1960-61	Eddie Erdelatz*	6-10-0
1961-62	Marty Feldman**	2-15-0
1962	Red Conkright	1-8-0
1963-65	Al Davis	23-16-3
1966-68	John Rauch	35-10-1
1969-78	John Madden	112-39-7
1979-87	Tom Flores	91-56-0
1988-89	Mike Shanahan***	8-12-0
1989-94	Art Shell	56-41-0
1995-96	Mike White	15-17-0
1997	Joe Bugel	4-12-0
1998-2001	Jon Gruden	40-28-0
2002-03	Bill Callahan	17-18-0
2004-05	Norv Turner	9-23-0
2006	Art Shell	2-14-0
2007-08	Lane Kiffin***	5-15-0
2008-10	Tom Cable	17-27-0
2011	Hue Jackson	8-8-0
2012-14	Dennis Allen#	8-28-0
2014	Tony Sparano	3-9-0
2015-17	Jack Del Rio	25-24-0
2018-20	Jon Gruden	19-29-0

* Released after two games in 1961
** Released after five games in 1962
*** Released after four games in 1989
Released after four games in 2008
Released after four games in 2014

PAID ATTENDANCE, 2020

Home 0
Total 31,239
Single-game home record,
92,496, (11/2/86),
Los Angeles Memorial Coliseum
Single-season home record,
471,151 (2002)

2021 DRAFT CHOICES

Rd	Name	Pos	College
1	Alex Leatherwood	T	Alabama
2	Trevon Moehrig	DB	TCU
3	Malcolm Koonce	DE	Buffalo
3	Divine Deablo	DB	Virginia Tech
4	Tyree Gillespie	DB	Missouri
5	Nate Hobbs	DB	Illinois
7	Jimmy Morrissey	C	Pittsburgh

LAS VEGAS RAIDERS

2020 TEAM RECORD

REGULAR SEASON (8-8)

Date	Opponent	Result
Sept. 13	at Carolina	W 34-30
Sept. 21	NEW ORLEANS	W 34-24
Sept. 27	at New England	L 20-36
Oct. 4	BUFFALO	L 23-30
Oct. 11	at Kansas City	W 40-32
Oct. 25	TAMPA BAY	L 20-45
Nov. 1	at Cleveland	W 16-6
Nov. 8	at L.A. Chargers	W 31-26
Nov. 15	DENVER	W 37-12
Nov. 22	KANSAS CITY	L 31-35
Nov. 29	at Atlanta	L 6-43
Dec. 6	at N.Y. Jets	W 31-28
Dec. 13	INDIANAPOLIS	L 27-44
Dec. 17	L.A. CHARGERS (OT)	L 27-30
Dec. 26	MIAMI	L 25-26
Jan. 3	at Denver	W 32-31

SCORE BY PERIODS

Team	78	134	77	142	3	—	434
Opponents	93	136	67	176	6	—	478

2020 TEAM STATISTICS

	Team	Opp.
Total First Downs	359	381
Rushing	121	114
Passing	206	223
Penalty	32	44
3rd Down: Made/Att	91/198	100/205
3rd Down Pct.	46.0	48.8
4th Down: Made/Att	16/21	14/17
4th Down Pct.	76.2	82.4
Possession Avg.	30:48	29:12
Total Net Yards	6133	6225
Avg. Per Game	383.3	389.1
Total Plays	1036	1039
Avg. Per Play	5.9	6.0
Net Yards Rushing	1916	2013
Avg. Per Game	119.8	125.8
Total Rushes	457	438
Net Yards Passing	4217	4212
Avg. Per Game	263.6	263.3
Sacked/Yards Lost	28/166	21/129
Gross Yards	4383	4341
Att./Completions	551/369	580/370
Completion Pct.	67.0	63.8
Had Intercepted	10	10
Punts/Average	44/44.1	48/45.7
Net Punting Avg.	44/40.1	48/38.5
Penalties/Yards	98/856	95/915
Fumbles/Ball Lost	24/16	10/5
Touchdowns	48	55
Rushing	20	24
Passing	28	28
Returns	0	3

2020 INDIVIDUAL STATISTICS

PASSING	Att	Cmp	Yds	Cmp%	Yds/Att	TD	TD%	Int	Int%	LG	Sk/Lost	Rtng
Carr	517	348	4103	67.3	7.94	27	5.2	9	1.7	85t	26/150	101.4
Mariota	28	17	226	60.7	8.07	1	3.6	1	3.6	35t	0/0	83.3
Peterman	5	3	25	60.0	5.00	0	0.0	0	0.0	12	2/16	72.9
Z.Jones	1	1	29	100.0	29.00	0	0.0	0	0.0	29	0/0	118.8
Team	551	369	4383	67.0	7.95	28	5.1	10	1.8	85t	28/166	100.4
Opponents	580	370	4341	63.8	7.48	28	4.8	10	1.7	92t	21/129	95.3

SCORING	TD TD TD			PAT	FG	Saf	Pts	
	Tot	Ru	Rec					
Carlson	0	0	0	0	45/47	33/35	0	144
Jacobs	12	12	0	0	0	0	0	72
Waller	9	0	0	0	0	0	0	56
Agholor	8	0	0	0	0	0	0	48
Booker	3	3	0	0	0	0	0	18
Carr	3	3	0	0	0	0	0	18
Moreau	2	0	2	0	0	0	0	12
Renfrow	2	0	2	0	0	0	0	12
Ruggs	2	0	2	0	0	0	0	12
Witten	2	0	2	0	0	0	0	12
Edwards	1	0	1	0	0	0	0	6
Ingold	1	0	1	0	0	0	0	6
Z.Jones	1	0	1	0	0	0	0	6
Mariota	1	1	0	0	0	0	0	6
Richard	1	1	0	0	0	0	0	6
Team	48	20	28	0	45/47	33/35	0	434
Opponents	55	24	28	3	44/48	32/39	0	478

2-Pt Conv: Waller. Team 1-1. Opponents 4-6.

RUSHING	No.	Yds	Avg	LG	TD
Jacobs	273	1065	3.9	28t	12
Booker	93	423	4.5	43	3
Carr	39	140	3.6	18	3
Richard	22	123	5.6	20t	1
Mariota	9	88	9.8	26	1
Ruggs	9	49	5.4	12	0
Riddick	6	14	2.3	11	0
Peterman	1	9	9.0	9	0
Ingold	3	4	1.3	3	0
Heath	1	1	1.0	1	0
Cole	1	0	0.0	0	0
Team	457	1916	4.2	43	20
Opponents	438	2013	4.6	62t	24

RECEIVING	No.	Yds	Avg	LG	TD
Waller	107	1196	11.2	38t	9
Renfrow	56	656	11.7	53	2
Agholor	48	896	18.7	85t	8
Jacobs	33	238	7.2	29	0
Ruggs	26	452	17.4	72t	2
Richard	19	138	7.3	19	0
Booker	17	84	4.9	17	0
Z.Jones	14	154	11.0	37	1
Witten	13	69	5.3	15	2
Ingold	12	110	9.2	23	1
Edwards	11	193	17.5	34	1
Moreau	7	140	20.0	47t	2
Riddick	5	43	8.6	15	0
Carrier	1	14	14.0	14	0
Team	369	4383	11.9	85t	28
Opponents	370	4341	11.7	92t	28

INTERCEPTIONS	No.	Yds	Avg	LG	TD
Heath	3	89	29.7	47	0
Abram	2	29	14.5	24	0
Mullen	2	0	0.0	0	0
Nassib	1	23	23.0	23	0
Kwiatkoski	1	9	9.0	9	0
Morrow	1	6	6.0	6	0
Team	10	156	15.6	47	0
Opponents	10	266	26.6	67t	2

PUNTING	No.	Yds	Avg	Net TB	In20	LG	B	
Cole	44	1939	44.1	40.1	2	20	63	0
Team	44	1939	44.1	40.1	2	20	63	0
Opponents	48	2192	45.7	38.5	4	10	67	0

PUNT RETURNS	Ret	FC	Yds	Avg	LG	TD
Renfrow	23	10	265	11.5	32	0
Team	23	10	265	11.5	32	0
Opponents	14	16	133	9.5	38	0

KICKOFF RETURNS	No.	Yds	Avg	LG	TD
Richard	10	240	24.0	44	0
Ruggs	7	141	20.1	32	0
Nixon	3	21	7.0	18	0
Booker	1	4	4.0	4	0
Gafford	1	12	12.0	12	0
Team	22	418	19.0	44	0
Opponents	32	748	23.4	38	0

FIELD GOALS	1-19	20-29	30-39	40-49	50+
Carlson	0/0	18/18	8/8	3/5	4/4
Team	0/0	18/18	8/8	3/5	4/4
Opponents	0/0	10/10	15/16	5/7	2/6

SACKS	No.
Crosby	7.0
Morrow	3.0
Nassib	2.5
Ferrell	2.0
Vickers	2.0
Hankins	1.0
Kwiatkoski	1.0
Lawson	1.0
Smith	1.0
Hurst	0.5
Team	21.0
Opponents	28.0

LAS VEGAS RAIDERS

RECORD HOLDERS

INDIVIDUAL RECORDS—CAREER

Category	Name	Performance
Rushing (Yds.)	Marcus Allen, 1982-92	8,545
Passing (Yds.)	Derek Carr, 2014-20	26,896
Passing (TDs)	Derek Carr, 2014-20	170
Receiving (No.)	Tim Brown, 1988-2003	1,070
Receiving (Yds.)	Tim Brown, 1988-2003	14,734
Interceptions	Willie Brown, 1967-78	39
	Lester Hayes, 1977-86	39
Punting (Avg.)	Shane Lechler, 2000-12	**47.5
Punt Return (Avg.)	Claude Gibson, 1963-65	12.6
Kickoff Return (Avg.)	Jack Larscheid, 1960-61	28.4
Field Goals	Sebastian Janikowski, 2000-17	.414
Touchdowns (Tot.)	Tim Brown, 1988-2003	104
Points	Sebastian Janikowski, 2000-17	1,799
*Sacks	Greg Townsend, 1983-93, 1997	107.5

INDIVIDUAL RECORDS—SINGLE SEASON

Category	Name	Performance
Rushing (Yds.)	Marcus Allen, 1985	1,759
Passing (Yds.)	Rich Gannon, 2002	4,689
Passing (TDs)	Daryle Lamonica, 1969	34
Receiving (No.)	Darren Waller, 2020	107
Receiving (Yds.)	Tim Brown, 1997	1,408
Interceptions	Lester Hayes, 1980	13
Punting (Avg.)	Shane Lechler, 2009	51.1
Punt Return (Avg.)	Claude Gibson, 1964	14.4
Kickoff Return (Avg.)	Harold Hart, 1975	30.5
Field Goals	Jeff Jaeger, 1993	.35
Touchdowns (Tot.)	Marcus Allen, 1984	18
Points	Daniel Carlson, 2020	144
*Sacks	Derrick Burgess, 2005	16.0

INDIVIDUAL RECORDS—SINGLE GAME

Category	Name	Performance
Rushing (Yds.)	Napoleon Kaufman, 10-19-97	.227
Passing (Yds.)	Derek Carr, 10-30-16	.513
Passing (TDs)	Tom Flores, 12-22-63	.6
	Daryle Lamonica, 10-19-69	.6
Receiving (No.)	Tim Brown, 12-21-97	.14
	Brandon Myers, 12-2-12	.14
Receiving (Yds.)	Art Powell, 12-22-63	.247
Interceptions	Many times	.3
	Last time by Rod Woodson, 9-29-02	
Field Goals	Sebastian Janikowski, 11-27-11	.6
Touchdowns (Tot.)	Art Powell, 12-22-63	.4
	Marcus Allen, 9-24-84	.4
	Harvey Williams, 11-16-97	.4
	Darren McFadden, 10-24-10	.4
Points	Art Powell, 12-22-63	.24
	Marcus Allen, 9-24-84	.24
	Harvey Williams, 11-16-97	.24
	Darren McFadden, 10-24-10	.24
*Sacks	Howie Long, 10-2-83	.50
	Khalil Mack, 12-13-15	.50

*Sacks became an official statistic in 1982. **NFL Record

2021 COACHING STAFF

Jon Gruden, Head Coach

Pro Career: Jon Gruden returned as head coach of the Raiders on Jan. 9, 2018. The naming of Gruden marked his return to coaching after spending nearly a decade in broadcasting, including color analyst duties on the *Monday Night Football* franchise from 2009 to 2017. Gruden compiled a 95-81 (.540) regular-season mark in his previous 11 seasons as a head coach with the Raiders (1998-2001) and the Tampa Bay Buccaneers (2002-08), and a 5-4 record

(.556) in postseason contests, which includes a victory in Super Bowl XXXVII. The youngest head coach in the NFL at age 34 upon his initial hire by Raiders Owner Al Davis in 1998, Gruden posted a 38-26 record (.594) and led the Silver and Black to back-to-back AFC West titles in 2000 and 2001. He guided the Raiders to an AFC Championship Game appearance in 2000, a campaign in which the Raiders set a franchise record with 479 points and led the NFL in rushing (154.4 avg.). He spent seven

seasons as head coach of the Buccaneers, finishing his time there as the winningest coach in franchise history by compiling a 57-55 (.509) regular-season record, while leading Tampa Bay to three division titles. In all, Gruden-led teams have claimed five division championships and have recorded six seasons with nine-or-more wins. Prior to beginning his initial tenure with the Raiders, Gruden spent three seasons (1995-97) as offensive coordinator for the Philadelphia Eagles. Before joining Philadelphia,

LAS VEGAS RAIDERS

Gruden worked for three years at Green Bay (1992-94) and worked as offensive assistant with the San Francisco 49ers in 1990. Career record: 119-114-0.

Background: Gruden played quarterback at the University of Dayton, earning three letters, and graduated with a degree in communications in 1985. He coached collegiately at Tennessee (1986-87), Southeast Missouri State (1988), Pacific (1989) and Pittsburgh (1991).

Personal: Born Aug. 17, 1963, in Sandusky, Ohio. Gruden and his wife, Cindy, have three sons, Deuce, Michael and Jayson. His father, Jim, is a veteran professional, collegiate and high school coach and scout. His son, Deuce, serves as a Raiders strength and conditioning assistant.

ASSISTANT COACHES

D'Anthony Batiste, strength and conditioning assistant; born March 29, 1982. Offensive lineman Louisiana-Lafayette 2000-03. Pro offensive lineman Dallas Cowboys 2006, Carolina Panthers 2006, Atlanta Falcons 2007-08, Washington Redskins 2008-09, Denver Broncos 2009-10, Arizona Cardinals 2010-12, Pittsburgh Steelers 2013. Pro coach: Joined Raiders in 2018.

Edgar Bennett, wide receivers; born Feb. 15, 1969, Jacksonville, Fla. Running back Florida State 1987, 1989-1991. Pro running back Green Bay Packers 1992-96, Chicago Bears 1998-99. Pro coach: Green Bay Packers 2001-17. Joined Raiders in 2018.

Tim Berbenich, quality control – offense; born Dec. 19, 1979, Huntington, N.Y. Wide receiver Hamilton College 1999-2002. No pro playing experience. Pro coach: New York Jets 2002-05, Tampa Bay Buccaneers 2006-11, Indianapolis Colts 2013-17. Joined Raiders in 2018.

Rich Bisaccia, assistant head coach/special teams coordinator; born June 3, 1960, Yonkers, N.Y. Defensive back Yankton College 1979-82. Pro defensive back Philadelphia Stars (USFL) 1983. College coach: Wayne State 1983-87, South Carolina 1988-93, Clemson 1994-98, Mississippi 1999-2001. Pro coach: Tampa Bay Buccaneers 2002-10, San Diego Chargers 2011-12, Dallas Cowboys 2013-17. Joined Raiders in 2018.

Gus Bradley, defensive coordinator; born July 5, 1966, Zumbrota, Minn. Safety/punter North Dakota State 1984-88. No pro playing experience. College coach: North Dakota State 1990-91, 1996-2005, Fort Lewis College 1992-96. Pro coach: Tampa Bay Buccaneers 2006-08, Seattle Seahawks 2009-12, Jacksonville Jaguars 2013-16 (head coach), Los Angeles Chargers 2017-20, joined Raiders in 2021.

Tom Cable, offensive line; born Nov. 26, 1964, Merced, Calif. Offensive lineman Idaho 1982-86. Pro offensive lineman Indianapolis Colts 1987. College coach: Idaho 1987-88, San Diego State 1989, Cal State-Fullerton 1990, Nevada-Las Vegas 1991, California 1992-97, Idaho 2000-03, UCLA 2004-05. Pro coach: Atlanta Falcons 2006, Oakland Raiders 2007-10 (head coach 2008-10), Seattle Seahawks 2011-17. Rejoined Raiders in 2018.

Cameron Clemmons, offensive quality control; born Aug. 3, 1992, Mt. Juliet, Tenn. Offensive lineman Western Kentucky 2010-14. No pro playing experience. College coach: Eastern Kentucky 2015, Tennessee 2016-19. Pro coach: Joined Raiders in 2020.

Deuce Gruden, strength and conditioning assistant; born Jan. 19, 1994, Green Bay, Wis. Tailback Lafayette College 2012-15. No pro playing experience. Pro coach: Washington Redskins 2016-17. Joined Raiders in 2018.

Nick Holz, quality control – offense; born March 26, 1984, Danville, Calif. Wide receiver Colorado 2003-06. No pro playing experience. College coach: Nebraska 2007, Stanford 2008-11. Pro coach: Joined Raiders in 2012.

Austin King, tight ends; born April 11, 1981, Cincinnati, Ohio. Offensive lineman Northwestern 1999-2003. Pro offensive lineman Tampa Bay Buccaneers 2003, Atlanta Falcons 2004-06. College coach: Toledo 2012-13, Syracuse 2014, Dayton 2015-19. Pro coach: Joined Raiders in 2020.

Addison Lynch, assistant defensive backs; born May 12, 1989, Boston, Mass. Safety Bryant 2007-11. No pro playing experience. College coach: Mississippi College 2011-12, Florida State 2012-17. Pro coach: Los Angeles Chargers 2018-20. Joined Raiders in 2021.

Rod Marinelli, defensive line; born July 13, 1949, Rosemead, Calif. Offensive lineman Utah 1968 and California-Lutheran 1970-72. No pro playing experience. College coach: Utah State 1976-82, California 1983-91, Arizona State 1992-94 (head coach), Southern California 1995. Pro coach: Tampa Bay Buccaneers 1996-2005, Detroit Lions 2006-08 (head coach), Chicago Bears 2009-12, Dallas Cowboys 2013-19. Joined Raiders in 2020.

Ron Milus, defensive backs; born Nov. 25, 1963, Tacoma, Wash. Cornerback Washington 1982-85. No pro playing experience. College coach: Washington 1991-98, Texas A&M 1999. Pro coach: Denver Broncos 2000-02 and 2011-12, Arizona Cardinals 2003, New York Giants 2004-05, St. Louis Rams 2006-08, Carolina Panthers 2009-10, San Diego/Los Angeles Chargers 2013-20. Joined Raiders in 2021.

Ryan Milus, defensive quality control; born Sept. 19, 1990, Seattle, Wash. No college or pro playing experience. College coach: Weber State 2017-18. Pro coach: Los Angeles Chargers 2019-20. Joined Raiders in 2021.

John Morton, senior offensive assistant. Wide receiver Grand Rapids C.C. 1989-90 and Western Michigan 1991-92. No pro playing experience. College coach: Southern California 2007-10. Pro coach: Oakland Raiders 1998-2004, San Diego Chargers 2005, New Orleans Saints 2006 and 2015-16, San Francisco 49ers 2011-14, New York Jets 2017. Rejoined Raiders in 2019.

A.J. Neibel, head strength and conditioning; Cupertino, Calif. No college or pro playing experience. No college coaching experience. Pro coach: Oakland Raiders 2003-08, San Francisco Giants (MLB) 2009-10, Atlanta Falcons 2011-16, Jacksonville Jaguars 2017-18. Rejoined Raiders in 2019.

Greg Olson, offensive coordinator; born March 1, 1963, Richland, Wash. Quarterback Spokane Falls (Wash.) J.C. 1981-82. No pro playing experience. College coach: Washington State 1987-89, Central Washington 1990-93, Idaho 1994-96, Purdue 1997-2000 and 2002. Pro coach: San Francisco 49ers 2001, Chicago Bears 2003, Detroit Lions 2004-05, St. Louis Rams 2006-07, Tampa Bay Buccaneers 2008-11, Jacksonville Jaguars 2012, Oakland Raiders 2013-14, Jacksonville Jaguars 2015-16, Los Angeles Rams 2017. Rejoined Raiders in 2018.

Rick Slate, strength and conditioning assistant; born Feb. 13, 1966, St. Augustine, Fla. Attended Florida State. No college or pro playing experience. College coach: Florida State 1987-92. Pro coach: Florida Marlins (MLB) 1992-2001, New York Mets (MLB) 2003-10, Atlanta Braves (MLB) 2011-17. Joined Raiders in 2018.

Richard Smith, linebackers; born Oct. 17, 1955, Los Angeles, Calif. Offensive lineman Rio Hondo (Calif.) J.C. 1975-76 and Fresno State 1977-78. College coach: Rio Hondo (Calif.) J.C. 1979-80, Cal State-Fullerton 1981-83, California 1984-86, Arizona 1987. Pro coach: Houston Oilers 1988-92, Denver Broncos 1993-96 and 2011-14, San Francisco 49ers 1997-2002, Detroit Lions 2003-04, Miami Dolphins 2005, Houston Texans 2006-08, Carolina Panthers 2009-10, Atlanta Falcons 2015-16, Los Angeles Chargers 2017-20. Joined Raiders in 2021.

Travis Smith, assistant defensive line; born Dec. 10, 1985, Walnut Creek, Calif. Linebacker Cal Poly 2006-09. No pro playing experience. College coach: Santa Monica (Calif.) J.C. 2010, Colorado 2011. Pro coach: Joined Raiders in 2012.

Byron Storer, assistant special teams; born May 1, 1984, Modesto, Calif. Fullback California 2002-06. Pro fullback Tampa Bay Buccaneers 2007-09. No college coaching experience. Pro coach: Tampa Bay Buccaneers 2009-11, San Diego Chargers 2012-13. Joined Raiders in 2018.

Kirby Wilson, running backs; Los Angeles, Calif. Running back/wide receiver Pasadena C.C. 1979-80 and Illinois 1980-81. No pro playing experience. College coach: Pasadena C.C. 1985, Los Angeles Southwest College 1989-90, Southern Illinois 1991-92, Wyoming 1993-94, Iowa State 1995-96, Southern California 2001. Pro coach: New England Patriots 1997-99, Washington Redskins 2000, Tampa Bay Buccaneers 2002-03, Arizona Cardinals 2004-06 and 2018, Pittsburgh Steelers 2007-13, Minnesota Vikings 2014-15, Cleveland Browns 2016-17. Joined Raiders in 2019.

LAS VEGAS RAIDERS

2021 VETERAN ROSTER

No.	Name	Pos.	Ht.	Wt.	Birthdate	NFL		College	Hometown	How Acq.	'20 Games/	
						Exp.	3				Starts	
24	Abram, Johnathan	S	6-0	205	10/25/96	3		Mississippi State	Columbia, Miss.	D1c-'19		13/13
20	Arnette, Damon	CB	6-0	195	09/02/96	2		Ohio State	Fort Lauderdale, Fla.	D1b-'20		9/7
88	Ateman, Marcell	WR	6-4	215	09/16/94	3		Oklahoma State	Dallas, Texas	D7-'18		0/0
57	Bilal, Asmar	LB	6-2	227	04/12/97	2		Notre Dame	Indianapolis, Ind.	FA-'21		2/0*
15	Brown, John	WR	5-11	178	04/03/90	8		Pittsburgh State	Homestead, Fla.	UFA-'21 (Buf.)		9/8*
2	Carlson, Daniel	K	6-5	215	01/23/95	4		Auburn	Colorado Springs, Colo.	FA-'18		16/0
4	Carr, Derek	QB	6-3	210	03/28/91	8		Fresno State	Bakersfield, Calif.	D2-'14		16/16
85	Carrier, Derek	TE	6-3	240	07/25/90	9		Beloit	Edgerton, Wis.	UFA-'18 (LAR)		16/0
6	Cole, AJ	P	6-4	220	11/27/95	3		North Carolina State	College Park, Ga.	FA-'19		16/0
98	Crosby, Maxx	DE	6-5	255	08/22/97	3		Eastern Michigan	Colleyville, Texas	D4a-'19		16/16
56	Dickerson, Matt	DT	6-5	292	11/09/95	4		UCLA	San Mateo, Calif.	UFA-'21 (Ten.)		10/0*
18	Doss, Keelan	WR	6-3	215	03/21/96	3		California-Davis	Alameda, Calif.	FA-'20		1/0
38	Douglas, Rasul	CB	6-2	209	08/29/95	5		West Virginia	East Orange, N.J.	UFA-'21 (Car.)		14/11*
23	Drake, Kenyan	RB	6-1	211	01/26/94	6		Alabama	Powder Springs, Ga.	UFA-'21 (Ari.)		15/13
89	Edwards, Bryan	WR	6-3	215	11/13/98	2		South Carolina	Conway, S.C.	D3b-'20		12/3
99	Ferrell, Clelin	DE	6-4	265	05/17/97	3		Clemson	Richmond, Va.	D1a-'19		11/11
33	Gaulden, Rashaan	DB	6-1	200	01/23/95	3		Tennessee	Spring Hill, Tenn.	FA-'20		2/0
71	Good, Denzelle	G/T	6-5	340	03/08/91	7		Mars Hill	Gaffney, S.C.	W-'18		15/14
90	Hankins, Johnathan	DE	6-5	340	03/30/92	9		Ohio State	Dearborn Heights, Mich.	FA-'18		16/16
29	Hayward Jr., Casey	CB	5-11	192	09/09/89	10		Vanderbilt	Perry, Ga.	FA-'21		14/13
64	Incognito, Richie	G	6-3	325	07/05/83	14		Nebraska	Bogota, N.J.	FA-'19		2/2
45	Ingold, Alec	FB	6-1	240	07/09/96	3		Wisconsin	Green Bay, Wis.	FA-'19		16/4
28	Jacobs, Josh	RB	5-10	220	02/11/98	3		Alabama	Tulsa, Okla.	D1b-'19		15/15
68	James, Andre	OL	6-4	300	05/02/97	3		UCLA	Herriman, Utah	FA-'19		16/0
97	Jefferson, Quinton	DE	6-4	291	03/31/93	6		Maryland	Pittsburgh, Pa.	UFA-'21 (Buf.)		16/4*
31	Johnson, Isaiah	CB	6-2	210	12/20/95	3		Houston	Bryan, Texas	D4b-'19		14/0
7	Jones, Zay	WR	6-2	200	03/30/95	5		East Carolina	Austin, Texas	TR-'19 (Buf.)		16/2
72	Jones-Smith, Jaryd	OL	6-7	345	09/03/95	2		Pittsburgh	Camden, N.J.	FA-'20		3/0
43	Joseph, Karl	S	5-10	200	09/08/93	6		West Virginia	Orlando, Fla.	UFA-'21 (Cle.)		14/8*
44	Kwiatkoski, Nick	LB	6-2	242	05/26/93	6		West Virginia	Bethel Park, Pa.	UFA-'20 (Chi.)		12-Dec
26	Lawson, Nevin	CB	5-10	190	04/23/91	8		Utah State	Lauderhill, Fla.	UFA-'19 (Det.)		14/9
32	Leavitt, Dallin	S	5-10	195	08/08/94	3		Utah State	Portland, Ore.	FA-'18		9/0
42	Littleton, Cory	LB	6-3	228	11/18/93	6		Washington	Spring Valley, Calif.	UFA-'20 (LAR)		16/16*
62	Magnuson, Erik	C	6-6	300	01/05/94	3		Michigan	Carlsbad, Calif.	FA-'19		1/0
8	Mariota, Marcus	QB	6-4	222	10/30/93	7		Oregon	Honolulu, Hawaii	UFA-'20 (Ten.)		1/0
66	Martin, Nick	C	6-4	295	04/29/93	6		Notre Dame	Indianapolis, Ind.	UFA-'21 (Hou.)		16/16*
74	Miller, Kolton	T	6-8	325	10/09/95	4		UCLA	Roseville, Calif.	D1-'18		14/14
87	Moreau, Foster	TE	6-4	250	05/06/97	3		LSU	New Orleans, La.	D4c-'19		16/2
50	Morrow, Nicholas	LB	6-0	225	07/10/95	5		Greenville	Huntsville, Ala.	FA-'17		14/11
27	Mullen, Trayvon	CB	6-2	200	09/20/97	3		Clemson	Fort Lauderdale, Fla.	D2-'19		16/16
55	Muse, Tanner	LB	6-2	275	09/06/96	2		Clemson	Belmont, N.C.	D3-'20		0/0
94	Nassib, Carl	DE	6-7	275	04/12/93	6		Penn State	West Chester, Pa.	UFA-'20 (TB)		14/5
91	Ngakoue, Yannick	DE	6-2	246	03/31/95	6		Maryland	Washington, D.C.	UFA-'21 (Bal.)		15/8*
22	Nixon, Keisean	CB	5-10	200	06/22/97	3		South Carolina	Compton, Calif.	FA-'19		15/1
77	Orameh, Patrick	OL	6-4	327	12/29/89	9		Michigan	Columbus, Ohio	FA-'21		7/1*
59	Onwualu, James	LB	6-1	235	09/04/94	3		Notre Dame	St. Paul, Minn.	FA-'20		2/0
75	Parker, Brandon	T	6-8	320	10/21/95	4		North Carolina A&T	Kannapolis, N.C.	D3a-'18		11/4
3	Peterman, Nathan	QB	6-2	225	05/04/94	5		Pittsburgh	Jacksonville, Fla.	FA-'18		1/0
96	Philon, Darius	DL	6-1	286	01/22/94	5		Arkansas	Mobile, Ala.	UFA-'21 (LAC)		0/0
14	Quinn, Trey	WR	6-0	200	12/07/95	3		Southern Methodist	Lake Charles, La.	FA-'21		1/0*
13	Renfrow, Hunter	WR	5-10	185	12/21/95	3		Clemson	Myrtle Beach, S.C.	D5-'19		16/6
30	Richard, Jalen	RB	5-8	205	10/15/93	6		Southern Mississippi	Alexandria, La.	FA-'16		13/0
35	Riddick, Theo	RB	5-9	201	05/04/91	9		Notre Dame	Manville, N.J.	FA-'20		4/0
21	Robertson, Amik	CB	5-9	183	07/06/98	2		Louisiana Tech	Thibodaux, La.	D4b-'20		8/0
11	Ruggs III, Henry	WR	6-0	190	01/24/99	2		Alabama	Montgomery, Ala.	D1a-'20		13/12
93	Scott, Niles	DT	6-2	320	09/30/95	3		Frostburg State	Elkton, Md.	FA-'20		0/0
47	Sieg, Trent	LS	6-3	240	05/19/95	4		Colorado State	Eaton, Colo.	FA-'18		16/0
76	Simpson, John	OL	6-4	330	08/19/97	2		Clemson	North Charleston, S.C.	D4a-'20		7/2
17	Snead IV, Willie	WR	5-11	205	10/17/92	7		Ball State	Muskegon Heights, Mich.	UFA-'21 (Bal.)		13/8*
92	Thomas, Solomon	DT	6-3	280	08/26/95	5		Stanford	Chicago, Ill.	UFA-'21 (SF)		2/2*
93	Vickers, Kendal	DE	6-3	295	05/23/95	2		Tennessee	Havelock, N.C.	FA-'20		15/2
83	Waller, Darren	TE	6-6	255	09/13/92	5		Georgia Tech	Acworth, Ga.	FA-'18		16/15
53	White, Javin	LB	6-2	211	02/21/97	2		Nevada-Las Vegas	San Diego, Calif.	FA-'20		4/0

* Bilal played two games with Los Angeles Chargers; Brown played nine games with Buffalo; Dickerson played 10 games with Tennessee; Douglas played 14 games with Carolina; Drake played 15 games with Arizona; Hayward played 14 games with Los Angeles Chargers; Jefferson played 16 games with Buffalo; Joseph played 14 games with Cleveland; Martin played 16 games with Houston; Ngakoue played in

LAS VEGAS RAIDERS

six games with Minnesota and nine games with Baltimore; O'Nameh played six games with Las Vegas and one with Kansas City; Quinn played one game with Jacksonville; Snead played 13 games with Baltimore; Thomas played two games with San Francisco.

Players lost through free agency (six): WR Nelson Agholor (NE, 16 games in '20); RB Devontae Booker (NYG, 16); DT Maliek Collins (HOU, 12); S Erik Harris (ATL, 14); DE Takkarist McKinley (four); LB Raekwon McMillan (NE, 16).

Also played with Raiders in '20—DE Vic Beasley (five games), T Trent Brown (five), C Rodney Hudson (16), DT Maurice Hurst (11), G Gabe Jackson (16), DB Lamarus Joyner (14), DE Arden Key (14), DE Chris Smith (eight), LB Kyle Wilber (16), TE Jason Witten (16), CB Daryl Worley (two), T Sam Young (11).

FIRST-YEAR ROSTER

Name	Pos.	Ht.	Wt.	Birthdate	College	Hometown	How Acq.
Bowers, Nick (1)	TE	6-4	260	05/26/96	Penn State	Kittanning, Pa.	FA-'20
Bushman, Matt	TE	6-5	245	11/03/95	Brigham Young	Tucson, Ariz.	FA
Cotton Sr., Lester (1)	G	6-4	335	02/20/96	Alabama	Tuscaloosa, Ala.	FA-'19
Crawford, Shaun	CB	5-9	182	08/23/97	Notre Dame	Lakewood, Ohio	FA
Deablo, Divine	DB	6-3	226	08/17/98	Virginia Tech	Winston-Salem, N.C.	D3b
Eberle, Dominik (1)	K	6-2	190	07/04/96	Utah State	Nuremberg, Germany	FA-'20
Gillespie, Tyree	S	6-0	207	09/05/97	Missouri	Ocala, Fla.	D4
Green, Gerri (1)	DE	6-4	250	09/14/95	Mississippi State	Greenville, Miss.	FA-'20
Groshek, Garrett	RB	5-11	217	08/02/97	Wisconsin	Amherst Junction, Wis.	FA
Hamilton, Devery	T	6-6	311	04/19/98	Duke	Ellicott City, Md.	FA
Harrell, Marquel (1)	G	6-3	309	07/18/97	Auburn	Fairburn, Ga.	FA
Hobbs, Nate	CB	5-11	196	06/24/99	Illinois	Louisville, Ky.	D5
Koonce, Malcolm	DE	6-2	249	06/06/98	Buffalo	Peekskill, N.Y.	D3a
Leatherwood, Alex	OL	6-5	312	01/05/99	Alabama	Pensacola, Fla.	D1
McCullough, Liam (1)	LS	6-2	249	06/05/97	Ohio State	Columbus, Ohio	FA
Moehrig, Trevon	S	6-2	202	06/16/99	TCU	Spring Branch, Texas	D2
Morrison, TJ	CB	5-10	187	02/02/98	Stony Brook	Yonkers, N.Y.	FA
Morrissey, Jimmy	C	6-3	303	06/09/98	Pittsburgh	Huntingdon Valley, Pa.	D7
Ragas, Trey	RB	5-10	214	11/07/96	Louisiana	Marrero, La.	FA
Richardson, Max	LB	5-11	223	01/22/98	Boston College	Duluth, Ga.	FA
Scott, Caleb (1)	WR	6-2	203	02/08/96	Vanderbilt	Suwanee, Ga.	FA
Seymour, Kamaal (1)	OL	6-6	324	04/27/96	Rutgers	Brooklyn, N.Y.	FA-'20
Siverand, Kemah (1)	DB	6-0	205	11/12/96	Oklahoma State	Cypress, Texas	FA-'20
Stills, Darius	DT	6-0	278	05/01/98	West Virginia	Fairmont, W.Va.	FA
Stoner, Dillon	WR	6-0	194	02/06/98	Oklahoma State	Tulsa, Okla.	FA
Turner, DJ	WR	5-9	206	01/18/97	Pittsburgh	Lanham, Md.	FA
Williams, Carson	TE	6-5	240	12/07/97	Western Kentucky	Owenton, Ky.	FA

The term NFL Rookie is defined as a player who is in his first season of professional football and has not been on the roster of another professional football team for any regular-season or postseason games. A Rookie is designated by an "R" on NFL rosters. Players who have been active in another professional football league or players who have NFL experience, including either preseason training camp or being on an Active List or Inactive List, or on Reserve/Injured or Reserve/Physically Unable to Perform for fewer than six regular-season games, are termed NFL First-Year Players. An NFL First-Year Player is designated by a "1" on NFL rosters. Thereafter, a player is credited with an additional year of experience for each season in which he accumulates six games on the Active List or Inactive List, or on Reserve/Injured or Reserve/Physically Unable to Perform.

Log on to www.raiders.com for an up-to-date roster.

LOS ANGELES CHARGERS

2020 TEAM RECORD

REGULAR SEASON (7-9)

Date	Opponent	Result
Sept. 13	at Cincinnati	W 16-13
Sept. 20	KANSAS CITY (OT)	L 20-23
Sept. 27	CAROLINA	L 16-21
Oct. 4	at Tampa Bay	L 31-38
Oct. 12	at New Orleans (OT)	L 27-30
Oct. 25	JACKSONVILLE	W 39-29
Nov. 1	at Denver	L 30-31
Nov. 8	LAS VEGAS	L 26-31
Nov. 15	at Miami	L 21-29
Nov. 22	N.Y. JETS	W 34-28
Nov. 29	at Buffalo	L 17-27
Dec. 6	NEW ENGLAND	L 0-45
Dec. 13	ATLANTA	W 20-17
Dec. 17	at Las Vegas (OT)	W 30-27
Dec. 27	DENVER	W 19-16
Jan. 3	at Kansas City	W 38-21

SCORE BY PERIODS

Team	73	146	89	70	6	—	384
Opponents	84	111	102	120	9	—	426

2020 TEAM STATISTICS

	Team	Opp.
Total First Downs	373	324
Rushing	111	112
Passing	226	186
Penalty	36	26
3rd Down: Made/Att	99/224	89/204
3rd Down Pct.	44.2	43.6
4th Down: Made/Att	12/25	10/15
4th Down Pct.	48.0	66.7
Possession Avg.	31:14	28:46
Total Net Yards	6113	5495
Avg. Per Game	382.1	343.4
Total Plays	1127	997
Avg. Per Play	5.4	5.5
Net Yards Rushing	1784	1917
Avg. Per Game	111.5	119.8
Total Rushes	466	427
Net Yards Passing	4329	3578
Avg. Per Game	270.6	223.6
Sacked/Yards Lost	34/219	27/137
Gross Yards	4548	3715
Att./Completions	627/413	543/340
Completion Pct.	65.9	62.6
Had Intercepted	10	12
Punts/Average	60/44.5	61/47.4
Net Punting Avg.	60/34.1	61/42.2
Penalties/Yards	85/710	94/869
Fumbles/Ball Lost	16/6	15/7
Touchdowns	45	49
Rushing	12	17
Passing	31	29
Returns	2	3

2020 INDIVIDUAL STATISTICS

PASSING	Att	Cmp	Yds	Cmp%	Yds/Att	TD	TD%	Int	Int%	LG	Sk/Lost	Rtng
Herbert	595	396	4336	66.6	7.29	31	5.2	10	1.7	72t	32/218	98.3
Taylor	30	16	208	53.3	6.93	0	0.0	0	0.0	37	2/1	75.4
Allen	1	0	0	0.0	0.00	0	0.0	0	0.0	—	0/0	39.6
Stick	1	1	4	100.0	4.00	0	0.0	0	0.0	4	0/0	83.3
Team	627	413	4548	65.9	7.25	31	4.9	10	1.6	72t	34/219	97.0
Opponents	543	340	3715	62.6	6.84	29	5.3	12	2.2	54t	27/137	91.4

TD TD TD TD

SCORING	Tot	Ru	Rec	Rt	PAT	FG	Saf	Pts
Badgley	0	0	0	0	36/39	24/33	0	108
Allen	8	0	8	0	0	0	0	50
Herbert	5	5	0	0	0	0	0	30
Williams	5	0	5	0	0	0	0	30
Henry	4	0	4	0	0	0	0	24
Ballage	3	3	0	0	0	0	0	18
Ekeler	3	1	2	0	0	0	0	18
Guyton	3	0	3	0	0	0	0	18
Johnson	3	0	3	0	0	0	0	18
Parham	3	0	3	0	0	0	0	18
Kelley	2	2	0	0	0	0	0	12
Nabers	2	0	2	0	0	0	0	12
Campbell	1	0	0	1	0	0	0	6
Davis	1	0	0	1	0	0	0	6
Green	1	0	1	0	0	0	0	6
Reed	1	1	0	0	0	0	0	6
Jackson	0	0	0	0	0	0	0	2
Rochell	0	0	0	0	0	0	0	1
Team	45	12	31	2	36/39	24/33	1	384
Opponents	49	17	29	3	40/44	28/32	1	426

2-Pt Conv: Allen, Jackson. Team 2-5.

Opponents 3-5.

RUSHING

	No.	Yds	Avg	LG	TD
Ekeler	116	530	4.6	27	1
Kelley	111	354	3.2	33	2
Ballage	88	290	3.3	17	3
Jackson	59	270	4.6	36	0
Herbert	55	234	4.3	31	5
Pope	15	76	5.1	26	0
Reed	5	29	5.8	8	1
Johnson	3	17	5.7	7	0
Nabers	2	7	3.5	4	0
Taylor	6	7	1.2	4	0
Williams	1	1	1.0	1	0
Guyton	2	0	0.0	4	0
Allen	1	-1	-1.0	-1	0
Stick	1	-2	-2.0	-2	0
Long	1	-28	-28.0	-28	0
Team	466	1784	3.8	36	12
Opponents	427	1917	4.5	55t	17

RECEIVING

	No.	Yds	Avg	LG	TD
Allen	100	992	9.9	28	8
Henry	60	613	10.2	33	4
Ekeler	54	403	7.5	28	2
Williams	48	756	15.8	64t	5
Ballage	20	99	5.0	16	0
Guyton	28	511	18.3	72t	3
Kelley	23	148	6.4	35	0
Johnson	20	398	19.9	55	3
Jackson	19	173	9.1	34	0
Parham	10	159	15.9	26	3
Anderson	8	106	13.3	23	0
Pope	8	42	5.3	11	0
Hill	7	73	10.4	25	0
Nabers	5	25	5.0	9	2
Green	3	50	16.7	26t	1
Team	413	4548	11.0	72t	31
Opponents	340	3715	10.9	54t	29

INTERCEPTIONS

	No.	Yds	Avg	LG	TD
Davis	3	86	28.7	78t	1
Jenkins	2	23	11.5	23	0
Harris	1	51	51.0	51	0
Adderley	1	39	39.0	39	0
Hayward	1	9	9.0	9	0
Campbell	1	6	6.0	6t	1
Addae	1	3	3.0	3	0
Ingram	1	0	0.0	0	0
Williams	1	0	0.0	0	0
Team	12	217	18.1	78t	2
Opponents	10	146	14.6	66	0

PUNTING

	No.	Yds	Avg	NetBt	IN20	LG	B
Long	57	2669	46.8	34.1	3	12	63
Team	60	2669	44.5	34.1	3	12	63
Opponents	61	2893	47.4	42.2	11	26	70

PUNT RETURNS

	Ret	FC	Yds	Avg	LG	TD
Hill	12	11	83	6.9	30	0
King	6	4	17	2.8	7	0
Team	18	15	100	5.6	30	0
Opponents	37	8	564	15.2	70t	1

KICKOFF RETURNS

	No.	Yds	Avg	LG	TD
Reed	21	435	20.7	46	0
Adderley	11	318	28.9	76	0
Johnson	6	111	18.5	26	0
Kelley	2	39	19.5	21	0
Hill	1	7	7.0	7	0
Pope	1	14	14.0	14	0
Team	42	924	22.0	76	0
Opponents	34	913	26.9	44	0

FIELD GOALS

	1-19	20-29	30-39	40-49	50+
Badgley	0/0	8/8	6/6	8/13	2/6
Team	0/0	8/8	6/6	8/13	2/6
Opponents	0/0	6/6	9/11	6/8	7/7

SACKS

	No.
Bosa	7.5
Nwosu	4.5
Tillery	3.0
Rochell	2.5
Vigil	2.0
Jenkins	1.0
Jones	1.0
King	1.0
Murray	1.0
Perrymann	1.0
Square	1.0
Addae	0.5
Harris	0.5
White	0.5
Team	27.0
Opponents	34.0

LOS ANGELES CHARGERS

RECORD HOLDERS

INDIVIDUAL RECORDS—CAREER

Category	Name	Performance
Rushing (Yds.)	LaDainian Tomlinson, 2001-09	12,490
Passing (Yds.)	Philip Rivers, 2004-19	59,271
Passing (TDs)	Philip Rivers, 2004-19	397
Receiving (No.)	Antonio Gates, 2003-18	955
Receiving (Yds.)	Antonio Gates, 2003-18	11,841
Interceptions	Gill Byrd, 1983-92	42
Punting (Avg.)	Drew Kaser, 2016-18	47.4
Punt Return (Avg.)	Darrien Gordon, 1993-96	13.7
Kickoff Return (Avg.)	Leslie (Speedy) Duncan, 1964-70	25.3
Field Goals	John Carney, 1990-2000	261
Touchdowns (Tot.)	LaDainian Tomlinson, 2001-09	153
Points	John Carney, 1990-2000	1,076
*Sacks	Leslie O'Neal, 1986-95	105.5

INDIVIDUAL RECORDS—SINGLE SEASON

Category	Name	Performance
Rushing (Yds.)	LaDainian Tomlinson, 2006	1,815
Passing (Yds.)	Dan Fouts, 1981	4,802
Passing (TDs)	Philip Rivers, 2008	34
Receiving (No.)	Keenan Allen, 2019	104
Receiving (Yds.)	Lance Alworth, 1965	1,602
Interceptions	Antonio Cromartie, 2007	10
Punting (Avg.)	Mike Scifres, 2012	48.3
Punt Return (Avg.)	Leslie (Speedy) Duncan, 1965	15.5
Kickoff Return (Avg.)	Antonio Cromartie, 2006	29.7
Field Goals	John Carney, 1994	34
	Nick Novak, 2013	34
Touchdowns (Tot.)	LaDainian Tomlinson, 2006	**31
Points	LaDainian Tomlinson, 2006	**186
*Sacks	Leslie O'Neal, 1992	17.0
	Shawne Merriman, 2006	17.0

INDIVIDUAL RECORDS—SINGLE GAME

Category	Name	Performance
Rushing (Yds.)	LaDainian Tomlinson, 12-28-03	243
Passing (Yds.)	Philip Rivers, 10-18-15	503
Passing (TDs)	Dan Fouts, 11-22-81	6
Receiving (No.)	Keenan Allen, 11-22-20	16
Receiving (Yds.)	Wes Chandler, 12-20-82	260
Interceptions	Many times	3
	Last time by Antonio Cromartie, 11-11-07	
Field Goals	John Carney, 9-5-93, 9-19-93	6
	Greg Davis, 10-5-97	6
Touchdowns (Tot.)	Kellen Winslow, 11-22-81	5
Points	Kellen Winslow, 11-22-81	30
*Sacks	Leslie O'Neal, 11-16-86	5.0

**Sacks became an official statistic in 1982. **NFL Record*

2021 COACHING STAFF

Brandon Staley, Head Coach

Pro Career: Named the 17th head coach in franchise history on Jan. 17, 2021. As defensive coordinator for the Los Angeles Rams in 2020, Staley directed the NFL's No. 1-ranked defense in total yards allowed, pass defense and scoring defense. Staley's unit also ranked as the league's third-best run defense in 2020. Prior to the Rams, Staley spent one season as outside linebackers coach with the Denver Broncos (2019) after two seasons in the same capacity for the Chicago Bears (2017-18). Staley guided Broncos OLB Von Miller and Bears OLB Khalil Mack to Pro Bowl honors during their time together, as Mack

earned Associated Press first-team All-Pro recognition in his lone season with Staley. Staley also guided OLB Bradley Chubb to PFWA All-Rookie Team honors in 2019.

Background: Played quarterback at Dayton (2001-04) and Mercyhurst (2005). Coached collegiately at Northern Illinois (2006-08), St. Thomas (2009), Hutchinson (Kan.) C.C. (2010-11), Tennessee (2012), John Carroll (2013 and 2015-16) and James Madison (2014). Under Staley's direction, the 2016 John Carroll defensive unit ranked third in the nation in total defense (218.0 yards per game) and fourth in scoring defense (12.6 points per game), as Staley

was named Division III National Coordinator of the Year.

Personal: Born Dec. 10, 1982, in Perry, Ohio. Staley and his wife, Amy, have three sons – Colin, Will and Grant.

ASSISTANT COACHES

Derrick Ansley, secondary; born Dec. 11, 1981, Tallassee, Ala. Defensive back Troy 2001-04. No pro playing experience. College coach: Huntington 2005-09, Alabama 2010-11 and 2016-17, Tennessee 2012 and 2019-20, Kentucky 2013-15. Pro coach: Oakland Raiders 2018. Joined Chargers in 2021.

LOS ANGELES CHARGERS

Chris Beatty, wide receivers; born Dec. 19, 1973, Centreville, Va. Wide receiver East Tennessee State 1991-94. Pro wide receiver Baltimore Stallions (CFL) 1995, Hamilton Tiger-Cats (CFL) 1997. College coach: Hampton 2006, Northern Illinois 2007, West Virginia 2008-10, Vanderbilt 2011, Illinois 2012, Wisconsin 2013-14, Virginia 2015, Maryland 2016-18, Pittsburgh 2019-20. Pro coach: Joined Chargers in 2021.

Mayur Chaudhari, assistant special teams; born April 13, 1978, San Jose, Calif. No pro playing experience. College coach: UC Davis 1998-2001 and 2007, Menlo 2005, Stanford 2006, San Jose State 2008-09, Virginia Military Institute 2010, U.S. Military Academy Prep School 2011-12, United States Military Academy 2013, Lenoir-Rhyne 2014-15, Hawaii 2016-17. Pro coach: Atlanta Falcons 2018-20. Joined Chargers in 2021.

Shane Day, passing game coordinator/quarterbacks; born Sept. 27, 1974, Manhattan, Kan. Wide receiver Rhodes (Tenn.) 1996. No pro playing experience. College coach: Michigan 2006, Connecticut 2012-13. Pro coach: San Francisco 49ers 2007-09 and 2019-20, Chicago Bears 2010-11, Washington Redskins 2014-15, Miami Dolphins 2016-18. Joined Chargers in 2021.

Tom Donatell, assistant secondary; born March 29, 1989, Duluth, Ga. Linebacker Iowa 2008-12. No pro playing experience. College coach: South Florida 2013-14, UCLA 2015-16. Pro coach: Seattle Seahawks 2017-20. Joined Chargers in 2021.

Derrick Foster, running backs; born March 6, 1986, Goshen, Ala. Wide receiver Southwest Baptist 2005-10. No pro playing experience. College coach: Valdosta State 2011, Tennessee 2012, Northwestern State 2013-15, Samford 2016-17, Iowa 2018-20. Pro coach: Joined Chargers in 2021.

Renaldo Hill, defensive coordinator; born Nov. 12, 1978, Detroit, Mich. Safety Michigan State 1997-2000. Pro safety Arizona Cardinals 2001-04, Oakland Raiders 2005, Miami Dolphins 2006-08, Denver Broncos 2009-10. College coach: Wyoming 2012-13, Pittsburgh 2015-17. Pro coach: Miami Dolphins 2018, Denver Broncos 2019-20. Joined Chargers in 2021.

Kevin Koger, tight ends; born Dec. 12, 1989, Toledo, Ohio. Tight end Michigan 2008-11. No pro playing experience. College coach: Michigan 2013-14, Tennessee 2015, Eastern Kentucky 2016-18. Pro coach: Green Bay Packers 2019-20. Joined Chargers in 2021.

Joe Lombardi, offensive coordinator; born June 6, 1971, Seattle Wash. Tight end Air Force 1991-94. No pro playing experience. College coach: Dayton 1996-98, Virginia Military Institute 1999, Bucknell 2000, Mercyhurst 2002-05. Pro coach: New York/New Jersey Hitmen (XFL) 2001, Atlanta Falcons 2006, New Orleans Saints 2007-13 and 2016-20, Detroit Lions 2014-15. Joined Chargers in 2021.

Jay Rodgers, run game coordinator/outside linebackers; born Aug. 29, 1976, St. Paul, Minn. Quarterback Indiana 1996-98 and Missouri State 1999. No pro playing experience. College coach: Ohio State 2000, Louisiana State 2001-02, Dodge City (Kan.) C.C. 2003, Missouri State 2004, Stephen F. Austin 2005-06, Iowa State 2007-08. Pro coach: Denver Broncos 2009-14, Chicago Bears 2015-20. Joined Chargers in 2021.

Shaun Sarrett, assistant offensive line; born Dec. 24, 1978, Beckley, W.Va. Offensive lineman Kent State 2000-03. No pro playing experience. College coach: Marshall 2005-07, Duke 2008-11. Pro coach: Pittsburgh Steelers 2012-20. Joined Chargers in 2021.

Dan Shamash, offensive assistant; born Dec. 20, 1985, New York, N.Y. Linebacker Carnegie-Mellon 2004-07. No pro playing experience. College coach: Columbia 2008. Pro coach: New York Jets 2008, Cleveland Browns 2009-10, Tampa Bay Buccaneers 2012-13, Jacksonville Jaguars 2014-16. Joined Chargers in 2017.

Isaac Shewmaker, defensive quality control; born Sept. 21, 1996, Lexington, Ky. No college or pro playing experience. College coach: Alabama 2016-19, Tennessee 2020. Pro coach: Joined Chargers in 2021.

Frank Smith, run game coordinator/offensive line; born Feb. 21, 1981, Milwaukee, Wis. Offensive line Miami (Ohio) 1999-2003. No pro playing experience. College coach: Miami (Ohio) 2004-05, Butler 2006-09. Pro coach: New Orleans Saints 2010-14, Chicago Bears 2015-17, Oakland/Las Vegas Raiders 2018-20. Joined Chargers in 2021.

Giff Smith, defensive line; born Oct. 23, 1968, Atlanta, Ga. Defensive end Georgia Southern 1986-90. No pro playing experience. College coach: Arkansas 1991-93, Georgia 1994-95, Georgia Southern 1996-98, Tulane 1999-2003, Georgia Tech 2004-09. Pro coach: Buffalo Bills 2010-12, Tennessee Titans 2014-15. Joined Chargers in 2016.

Darius Swinton II, special teams coordinator; born April 26, 1985, Newport News, Va. Safety Hampton 2003-06. No pro playing experience. College coach: Tennessee 2007-08. Pro coach: St. Louis Rams 2009-11, Kansas City Chiefs 2012, Denver Broncos 2013-14, Chicago Bears 2015 and 2017, San Francisco 49ers 2016, Detroit Lions 2018, Arizona Cardinals 2020. Joined Chargers in 2021.

John Timu, Alex G. Spanos Coaching Fellow; born Aug. 27, 1992, Long Beach, Calif. Linebacker Washington 2011-14. Pro linebacker Chicago Bears 2015-17, Salt Lake Stallions (AAF) 2019. College coach: Washington 2019-20. Pro Coach: Joined Chargers in 2021.

Chandler Whitmer, offensive quality control; born Aug. 16, 1991, Newnan, Ga. Quarterback Illinois 2010, Butler (Kan.) C.C. 2011, Connecticut 2012-14. No pro playing experience. College coach: Yale 2018, Ohio State 2019, Clemson 2020. Pro coach: Joined Chargers in 2021.

Michael Wilhoite, linebackers; born Dec. 7, 1986, Manhattan, Kan. Safety Washburn 2005-10. Pro linebacker Omaha Nighthawks (UFL) 2011, San Francisco 49ers 2011-16, Seattle Seahawks 2017. Pro coach: New Orleans Saints 2019-20. Joined Chargers in 2021.

LOS ANGELES CHARGERS

2021 VETERAN ROSTER

No.	Name	Pos.	Ht.	Wt.	NFL			College	Hometown	How Acq.	'20 Games/ Starts	
					Birthdate	Exp.	College					Starts
76	Aboushi, Oday	G	6-5	315	6/5/91	9	Virginia	Brooklyn, N.Y.	UFA (Det)-21		16/8*	
36 #	Addae, Jahleel	S	5-10	195	1/24/90	9	Central Michigan	Valrico, Fla.	FA-'20		11/0	
24	Adderley, Nasir	S	6-0	206	5/31/97	3	Delaware	Philadelphia, Pa.	D2-'19		15/14	
13	Allen, Keenan	WR	6-2	211	4/27/92	9	California	Greensboro, N.C.	D3-'13		14/13	
82	Anderson, Stephen	TE	6-3	230	1/30/93	4	California	San Jose, Calif.	FA-'19		16/3	
4	Badgley, Michael	K	5-10	183	7/28/95	4	Miami (Fla.)	Summit, N.J.	FA-'18		16/0	
97	Bosa, Joey	OLB	6-5	280	7/11/95	6	Ohio State	Fort Lauderdale, Fla.	D1-'16		12/10	
91	Broughton, Cortez	DL	6-2	293	9/2/96	3	Cincinnati	Warner Robins, Ga.	D7-'19		9/0	
75	Bulaga, Bryan	T	6-5	314	3/21/89	12	Iowa	Barrington, Ill.	UFA (GB)-20		10/10	
20	Campbell, Tevaughn	CB	6-0	200	6/14/93	2	Regina	Toronto, Ontario, Canada	FA-'19		14/4	
87	Cook, Jared	TE	6-5	254	4/7/87	13	South Carolina	Suwanee, Ga.	UFA (NO)-21		15/5*	
95	Covington, Christian	DL	6-2	300	10/16/93	7	Rice	Vancouver, British Columbia, Canada	FA-'21		16/14*	
7	Daniel, Chase	QB	6-0	229	10/7/86	12	Missouri	Southlake, Texas	FA-'21		4/0*	
43	Davis, Michael	CB	6-2	196	1/6/95	5	Brigham Young	Glendale, Calif.	FA-'17		16/15	
8	Edwards, Lachlan	P	6-4	209	4/27/92	5	Sam Houston State	Hastings, Victoria, Australia	FA-'20		0*	
51	Egbule, Emeke	OLB	6-2	245	10/13/96	3	Houston	Houston, Texas	D6-'19		14/0	
30	Ekeler, Austin	RB	5-10	200	5/17/95	5	Western Colorado	Eaton, Colo.	FA-'17		10/10	
52	Fackrell, Kyler	OLB	6-5	245	11/25/95	6	Utah State	Mesa, Ariz.	UFA (NYG)-21		12/9*	
28	Facyson, Brandon	CB	6-2	197	9/8/94	4	Virginia Tech	Newman, Ga.	FA-'18		13/0	
71	Feller, Matt	G	6-6	330	7/7/92	5	Bloomsburg	Strasburg, Pa.	UFA (Pit)-21		13/13*	
32	Gilman, Alohii	S	5-10	201	9/17/97	2	Notre Dame	Laie, Hawaii	D6-'20		15/1	
88 #	Green, Virgil	TE	6-5	255	8/3/88	11	Nevada	Tulare, Calif.	UFA (Den)-18		6/3	
72 #	Groy, Ryan	G	6-5	320	9/30/90	8	Wisconsin	Middleton, Wis.	FA-'19		4/3	
15	Guyton, Jalen	WR	6-1	212	6/7/97	2	North Texas	Allen, Texas	FA-'19		16/10	
25	Harris Jr., Chris	CB	5-10	199	6/18/89	11	Kansas	Bixby, Okla.	UFA (Den)-20		9/9	
10	Herbert, Justin	QB	6-6	236	3/10/98	2	Oregon	Eugene, Ore.	D1a-'20		15/15	
84	Hill Jr., KJ	WR	6-0	196	9/15/97	2	Ohio State	Little Rock, Ark.	D7-'20		15/0	
54 #	Ingram III, Melvin	DE	6-2	247	4/26/89	10	South Carolina	Rockingham, N.C.	D1-'12		7/7	
22	Jackson, Justin	RB	6-0	200	4/22/96	4	Northwestern	Carol Stream, Ill.	D7-'18		9/4	
33	James Jr., Derwin	S	6-2	215	8/3/96	4	Florida State	Haines City, Fla.	D1-'18		0*	
83	Johnson, Tyrone	WR	6-1	193	1/8/96	2	Oklahoma State	New Orleans, La.	FA-'19		12/0	
93	Jones, Justin	DL	6-3	309	8/28/96	4	North Carolina State	Austell, Ga.	D3-'18		13/12	
98	Joseph, Linval	DL	6-4	329	10/10/88	12	East Carolina	Christiansted, U.S. Virgin Islands	FA-'20		16/16	
27	Kelley, Joshua	RB	5-11	212	11/20/97	2	UCLA	Lancaster, Calif.	D4-'20		14/0	
90	Lemonier, Jessie	OLB	6-2	240	1/31/97	2	Liberty	Miami, Fla.	FA-'20		5/0	
63	Linsley, Corey	C	6-3	301	7/27/91	8	Ohio State	Boardman, Ohio	UFA (GB)-21		13/13*	
1	Long, Ty	P	6-2	205	4/6/93	3	Alabama-Birmingham	Roswell, Ga.	FA-'19		16/0	
45	Mazza, Cole	LS	6-1	247	2/14/95	3	Alabama	Bakersfield, Calif.	FA-'19		16/0	
11	Moore Jr., Jason	WR	6-3	215	6/23/95	2	Findlay	Oberlin, Ohio	FA-'19		2/0	
9	Murray Jr., Kenneth	LB	6-2	241	11/16/98	2	Oklahoma	Houston, Texas	D1b-'20		16/16	
40	Nabers, Gabe	FB	6-3	235	11/5/97	2	Florida State	Hahira, Ga.	FA-'20		16/5	
74	Norton, Storm	T	6-7	317	5/16/94	2	Toledo	Toledo, Ohio	FA-'20		6/3	
42	Nwosu, Uchenna	OLB	6-2	251	12/28/96	4	Southern California	Carson, Calif.	D2-'18		13/4	
89	Parham Jr., Donald	TE	6-8	237	8/16/97	2	Stetson	Lakeland, Fla.	FA-'20		13/5	
79	Pipkins III, Trey	T	6-6	307	9/5/96	3	Sioux Falls	Apple Valley, Minn.	D3-'19		13/5	
61	Quessenberry, Scott	C/G	6-3	310	3/23/95	4	UCLA	La Costa, Calif.	D5-'18		16/0	
12	Reed, Joe	WR	6-0	224	1/4/98	2	Virginia	Charlotte Court House, Va.	D5-'20		11/0	
23	Smith, Ryan	CB	5-11	189	9/7/93	6	North Carolina Central	Upper Marlboro, Md.	UFA (TB)-21		16/0*	
73	St. Louis, Tyree	G/T	6-5	315	8/5/97	2	Miami (Fla.)	Tampa, Fla.	FA-'19		5/2	
2	Stick, Easton	QB	6-1	224	9/15/95	3	North Dakota State	Omaha, Neb.	D5-'19		1/0	
99	Tillery, Jerry	DL	6-6	295	10/8/96	3	Notre Dame	Shreveport, La.	D1-'19		16/11	
49	Tranquill, Drue	LB	6-2	234	8/15/95	3	Notre Dame	Fort Wayne, Ind.	D4-'19		1/1	
20 #	Watkins, Jaylen	S	5-11	194	11/27/91	6	Florida	Fort Myers, Fla.	FA-'20		3/1	
44	White, Kyzir	LB	6-2	216	3/24/96	4	West Virginia	Macungie, Pa.	D4-'18		11/10	
81	Williams, Mike	WR	6-4	218	10/4/94	5	Clemson	Santee, S.C.	D1-'17		15/11	

LOS ANGELES CHARGERS

* Aboushi played 16 games with Detroit; Cook played 15 games with New Orleans; Covington played 16 games with Cincinnati; Daniel played four games with Detroit; Edwards last active with New York Jets in '19; Fackrell played 12 games with New York Giants; Feiler played 13 games with Pittsburgh; James missed '20 season because of injury; Linsley played 13 games with Green Bay; R. Smith played 16 games with Tampa Bay.

Unrestricted free agent; subject to developments

Players lost through free agency (eight): C Dan Feeney (NYJ, 16); TE Hunter Henry (NE, 14); S Rayshawn Jenkins (Jax, 15); G Forrest Lamp (BUF, 16); LB Denzel Perryman (CAR, 13); QB Tyrod Taylor (HOU, two); T Sam Tevi (IND, 14); LB Nick Vigil (MIN, 15).

Also played with the Chargers in '20—RB Kalen Ballage (eight games), LB B.J. Bello (six), LB Asmar Bilal (two), CB Casey Hayward (16), LB Malik Jefferson (13), DB Desmond King (six), DB Quenton Meeks (two), RB Troymaine Pope (six), DE Isaac Rochell (16), NT Damion Square (16), G/T Cole Toner (10), G Trai Turner (nine).

FIRST-YEAR ROSTER

Name	Pos.	Ht.	Wt.	Birthdate	College	Hometown	How Acq.
Bradwell, Darius (1)	RB	6-0	235	5/15/97	Tulane	Tallahassee, Fla.	FA-'20
Brannon, John (1)	CB	6-0	190	3/10/98	Western Carolina	Charlotte, N.C.	FA-'20
Christiansen, Cole (1)	LB	6-1	230	7/30/97	Army	Suffolk, Va.	FA-'20
DeLuca, Ben	DB	6-1	202	4/9/98	Charlotte	Orlando, Fla.	FA
Fehoko, Breiden (1)	DL	6-3	300	10/15/96	Louisiana State	Honolulu, Hawaii	FA-'20
Gaziano, Joe (1)	OLB	6-4	280	9/27/96	Northwestern	Scituate, Mass.	FA-'20
Gilliam, Nate (1)	G	6-4	310	7/6/97	Wake Forest	Knoxville, Tenn.	FA-'20
Goldwire, Jared	DL	6-6	305	1/5/98	Louisville	Tacoma, Wash.	FA
Hall, Kemon (1)	CB	5-11	190	6/2/97	North Texas	Calhoun City, Miss.	W (Dal)
Harper, Darius	T	6-6	300	10/10/97	Cincinnati	Springfield, Ohio	FA
Hunter, Ryan (1)	G	6-3	316	4/1/95	Bowling Green	North Bay, Ontario, Canada	FA-'20
Hurst, John (1)	WR	6-2	190	11/2/96	West Georgia	Milton, Ga.	FA-'20
Jaimes, Brenden	G/T	6-5	298	5/28/98	Nebraska	Austin, Texas	D5
Kampmoyer, Hunter	TE	6-4	243	2/6/98	Oregon	Bishop, Calif.	FA
Kessman, Alex	K	6-2	189	1/2/98	Pittsburgh	Clarkston, Mich.	FA
Langan, Ryan	LS	6-1	237	2/22/99	Georgia Southern	Cedar Rapids, Neb.	FA
McKitty, Tre'	TE	6-4	246	1/12/99	Georgia	Wesley Chapel, Fla.	D3b
Merrill, Forrest	DL	6-0	322	8/15/96	Arkansas State	Willard, Mo.	FA
Niemann, Nick	LB	6-3	244	12/2/97	Iowa	Sycamore, Ill.	D6a
Ogbongbemiga, Amen	LB	6-0	231	9/4/98	Oklahoma State	Calgary, Alberta, Canada	FA
Palmer, Josh	WR	6-1	210	9/22/99	Tennessee	Brampton, Ontario, Canada	D3a
Proehl, Austin (1)	WR	5-10	175	10/11/95	North Carolina	Charlotte, N.C.	W (SF)
Rountree III, Larry	RB	5-10	211	2/13/99	Missouri	Raleigh, N.C.	D6b
Rumph II, Chris	OLB	6-2	244	10/19/98	Duke	Gainesville, Fla.	D4
Samuel Jr., Asante	CB	5-10	180	10/3/99	Florida State	Sunrise, Fla.	D2
Slater, Rashawn	T	6-4	315	3/26/99	Northwestern	Sugar Land, Texas	D1
Smith Jr., Frederick (1)	DL	6-3	300	4/19/97	Arkansas	Moultrie, Ga.	FA-'20
Sokol, Matt (1)	TE	6-5	249	11/9/95	Michigan State	Rochester, Mich.	FA-'20
Spalding, Kyle	T	6-6	299	8/8/98	San Diego State	McKinleyville, Calif.	FA
Vaughn, Donte (1)	CB	6-2	210	10/12/97	Notre Dame	Memphis, Tenn.	FA-'20
Vizzaino, Tristan (1)	K	6-2	205	7/31/96	Washington	Chino Hills, Calif.	FA
Webb Jr., Mark	DB	6-1	207	9/10/98	Georgia	Philadelphia, Pa.	D7

The term **NFL Rookie** is defined as a player who is in his first season of professional football and has not been on the roster of another professional football team for any regular-season or postseason games. A **Rookie** is designated by an "R" on NFL rosters. Players who have been active in another professional football league or players who have NFL experience, including either preseason training camp or being on an Active List or Inactive List, or on Reserve/Injured or Reserve/Physically Unable to Perform for fewer than six regular-season games, are termed **NFL First-Year Players**. An **NFL First-Year Player** is designated by a "1" on NFL rosters. Thereafter, a player is credited with an additional year of experience for each season in which he accumulates six games on the Active List or Inactive List, or on Reserve/Injured or Reserve/Physically Unable to Perform.

Log on to www.chargers.com for an up-to-date roster.

MIAMI DOLPHINS

2020 TEAM RECORD

REGULAR SEASON (10-6)

Date	Opponent	Result
Sept. 13	at New England	L 11-21
Sept. 20	BUFFALO	L 28-31
Sept. 24	at Jacksonville	W 31-13
Oct. 4	SEATTLE	L 23-31
Oct. 11	at San Francisco	W 43-17
Oct. 18	N.Y. JETS	W 24-0
Nov. 1	L.A. RAMS	W 28-17
Nov. 8	at Arizona	W 34-31
Nov. 15	L.A. CHARGERS	W 29-21
Nov. 22	at Denver	L 13-20
Nov. 29	at N.Y. Jets	W 20-3
Dec. 6	CINCINNATI	W 19-7
Dec. 13	KANSAS CITY	L 27-33
Dec. 20	NEW ENGLAND	W 22-12
Dec. 26	at Las Vegas	W 26-25
Jan. 3	at Buffalo	L 26-56

SCORE BY PERIODS

Team	103	111	57	133	0	—	404
Opponents	55	118	74	91	0	—	338

2020 TEAM STATISTICS

	Team	Opp.
Total First Downs	345	336
Rushing	100	113
Passing	207	193
Penalty	38	30
3rd Down: Made/Att	78/202	58/186
3rd Down Pct.	38.6	31.2
4th Down: Made/Att	8/10	12/26
4th Down Pct.	80.0	46.2
Possession Avg.	31:17	28:43
Total Net Yards	5424	5886
Avg. Per Game	339.0	367.9
Total Plays	1021	998
Avg. Per Play	5.3	5.9
Net Yards Rushing	1688	1862
Avg. Per Game	105.5	116.4
Total Rushes	428	412
Net Yards Passing	3736	4024
Avg. Per Game	233.5	251.5
Sacked/Yards Lost	34/201	41/349
Gross Yards	3937	4373
Att./Completions	559/370	545/343
Completion Pct.	66.2	62.9
Had Intercepted	13	18
Punts/Average	68/44.7	66/46.0
Net Punting Avg.	68/39.8	66/38.5
Penalties/Yards	74/635	85/805
Fumbles/Ball Lost	17/7	20/11
Touchdowns	42	41
Rushing	15	17
Passing	24	21
Returns	3	3

2020 INDIVIDUAL STATISTICS

PASSING	Att	Cmp	Yds	Cmp%	Yds/Att	TD	TD%	Int	Int%	LG	Sk/Lost	Rtng
Tagovailoa	290	186	1814	64.1	6.26	11	3.8	5	1.7	35	20/136	87.1
Fitzpatrick	267	183	2091	68.5	7.83	13	4.9	8	3.0	70	14/65	95.6
Bowden	2	1	32	50.0	16.00	0	0.0	0	0.0	32	0/0	95.8
Team	559	370	3937	66.2	7.04	24	4.3	13	2.3	70	34/201	91.2
Opponents	545	343	4373	62.9	8.02	21	3.9	18	3.3	85t	41/349	87.0

SCORING	TD TD TD TD				PAT	FG	Saf	Pts
	Tot	Ru	Rec	Rt				
Sanders	0	0	0	0	36/36	36/39	0	144
Gesicki	6	0	6	0			0	36
Gaskin	5	3	2	0			0	30
Williams	4	0	4	0			0	28
J.Howard	4	4	0	0			0	24
Parker	4	0	4	0			0	24
Ahmed	3	3	0	0			0	20
Shaheen	3	0	3	0			0	18
Tagovailoa	3	3	0	0			0	18
Fitzpatrick	2	2	0	0			0	14
Grant	2	0	1	1			0	12
Smythe	2	0	2	0			0	12
Hollins	1	0	1	0			0	6
Lawson	1	0	0	1			0	6
M.Perry	1	0	1	0			0	6
Van Ginkel	1	0	0	1			0	6
Team	42	15	24	3	36/36	36/39	0	404
Opponents	41	17	21	3	39/41	17/23	1	338

2-Pt Conv: Williams 2, Ahmed, Fitzpatrick. Team 4-6. Opponents 0-0.

RUSHING	No.	Yds	Avg	LG	TD
Gaskin	142	584	4.1	26	3
Ahmed	75	319	4.3	31	3
Breida	59	254	4.3	24	0
Fitzpatrick	30	151	5.0	17	2
Tagovailoa	36	109	3.0	17	3
Washington	28	86	3.1	16	0
Laird	13	72	5.5	17	0
J.Howard	28	33	1.2	8	4
Bowden	9	32	3.6	11	0
Fejedelem	2	23	11.5	22	0
Grant	3	20	6.7	29	0
M.Perry	3	5	1.7	6	0
Team	428	1688	3.9	31	15
Opponents	412	1862	4.5	37	17

RECEIVING	No.	Yds	Avg	LG	TD
Parker	63	793	12.6	31	4
Gesicki	53	703	13.3	70	6
Gaskin	41	388	9.5	59t	2
Grant	36	373	10.4	30	1
Ford	28	276	9.9	18	0
Bowden	28	211	7.5	22	0
Smythe	26	208	8.0	19	2
Williams	18	288	16.0	47	4
Hollins	16	176	11.0	34	1
Shaheen	12	150	12.5	43	3
Ahmed	11	61	5.5	13	0
Laird	10	68	6.8	17	0
Breida	9	96	10.7	31	0
M.Perry	9	92	10.2	25t	1
Washington	4	28	7.0	10	0
Callaway	2	20	10.0	13	0
Cox	2	9	4.5	6	0
Fitzpatrick	1	0	0.0	0	0
J.Howard	1	-3	-3.0	-3	0
Team	370	3937	10.6	70	24
Opponents	343	4373	12.7	85t	21

INTERCEPTIONS	No.	Yds	Avg	LG	TD
X.Howard	10	77	7.7	29	0
Rowe	2	26	13.0	22	0
By.Jones	2	15	7.5	15	0
Needham	2	1	0.5	1	0
McCain	1	19	19.0	19	0
Wilkins	1	8	8.0	8	0
Team	18	146	8.1	29	0
Opponents	13	115	8.8	23	1

PUNTING	No.	Yds	Avg	NetTB	IN	LG	B
Haack	68	3040	44.7	39.8	2	26	63
Team	68	3040	44.7	39.8	2	26	63
Opponents	66	3036	46.0	38.5	7	21	69

PUNT RETURNS	Ret	FC	Yds	Avg	LG	TD
Grant	29	8	330	11.4	88t	1
Callaway	2	0	12	6.0	11	0
M.Perry	1	1	12	12.0	12	0
Team	32	9	354	11.1	88t	1
Opponents	24	22	297	12.4	84t	2

KICKOFF RETURNS	No.	Yds	Avg	LG	TD
Grant	6	129	21.5	45	0
Igbinoghene	4	68	17.0	22	0
Roberts	1	13	13.0	13	0
Smythe	1	5	5.0	5	0
Team	12	215	17.9	45	0
Opponents	24	376	15.7	35	0

FIELD GOALS	1-19	20-29	30-39	40-49	50+
Sanders	1/1	8/8	7/7	12/14	8/9
Team	1/1	8/8	7/7	12/14	8/9
Opponents	0/0	5/6	6/6	5/8	1/3

SACKS	No.
Ogbah	9.0
Baker	7.0
Van Noy	6.0
Van Ginkel	5.5
Lawson	4.0
Sieler	3.5
Roberts	1.5
Wilkins	1.5
Grugier-Hill	1.0
Br.Jones	1.0
Needham	1.0
Team	41.0
Opponents	34.0

MIAMI DOLPHINS

RECORD HOLDERS

INDIVIDUAL RECORDS—CAREER

Category	Name	Performance
Rushing (Yds.)	Larry Csonka, 1968-74, 1979	6,737
Passing (Yds.)	Dan Marino, 1983-99	61,361
Passing (TDs)	Dan Marino, 1983-99	420
Receiving (No.)	Mark Clayton, 1983-92	550
Receiving (Yds.)	Mark Duper, 1982-92	8,869
Interceptions	Jake Scott, 1970-75	35
Punting (Avg.)	Brandon Fields, 2007-14	46.8
Punt Return (Avg.)	Jeff Ogden, 2000-01	13.7
Kickoff Return (Avg.)	Mercury Morris, 1969-75	26.5
Field Goals	Olindo Mare, 1997-2006	245
Touchdowns (Tot.)	Mark Clayton, 1983-92	82
Points	Olindo Mare, 1997-2006	1,048
*Sacks	Jason Taylor, 1997-2007, 2009, 2011	131.0

INDIVIDUAL RECORDS—SINGLE SEASON

Category	Name	Performance
Rushing (Yds.)	Ricky Williams, 2002	1,853
Passing (Yds.)	Dan Marino, 1984	5,084
Passing (TDs)	Dan Marino, 1984	48
Receiving (No.)	Jarvis Landry, 2017	112
Receiving (Yds.)	Mark Clayton, 1984	1,389
Interceptions	Dick Westmoreland, 1967	10
	Xavien Howard, 2020	10
Punting (Avg.)	Brandon Fields, 2012	50.2
Punt Return (Avg.)	Jeff Ogden, 2000	17.0
Kickoff Return (Avg.)	Duriel Harris, 1976	32.9
Field Goals	Olindo Mare, 1999	39
Touchdowns (Tot.)	Mark Clayton, 1984	38
Points	Olindo Mare, 1999	144
	Jason Sanders, 2020	144
*Sacks	Jason Taylor, 2002	18.5

INDIVIDUAL RECORDS—SINGLE GAME

Category	Name	Performance
Rushing (Yds.)	Ricky Williams, 12-1-02	228
Passing (Yds.)	Dan Marino, 10-23-88	521
Passing (TDs)	Bob Griese, 11-24-77	6
	Dan Marino, 9-21-86	6
Receiving (No.)	Chris Chambers, 12-4-05	15
Receiving (Yds.)	Brian Hartline, 9-30-12	253
Interceptions	Dick Anderson, 12-3-73	**4
Field Goals	Jason Sanders, 12-8-19	7
Touchdowns (Tot.)	Paul Warfield, 12-15-73	4
	Mark Ingram, 11-27-94	4
	Ronnie Brown, 9-21-08	4
Points	Paul Warfield, 12-15-73	24
	Mark Ingram, 11-27-94	24
	Ronnie Brown, 9-21-08	24
*Sacks	Cameron Wake, 9-30-12	4.5

*Sacks became an official statistic in 1982. **NFL Record

2021 COACHING STAFF

Brian Flores, Head Coach

Pro Career: Flores became the 13th head coach in Miami Dolphins history on Feb. 4, 2019. Flores has a wealth of leadership and experience, having coached all three phases of the game – offense, defense and special teams – and beginning his professional career as a scout. During his 17 years in the NFL, Flores has won four Super Bowls – XXXIX, XLIX, LI and LIII – and seven AFC championships. In his second season with Miami in 2020, Flores directed the Dolphins to a 10-win season by winning nine of the team's final 12 games. The five-win improvement was tied for the best in the NFL that season and tied for the third-best in Dolphins history. Flores joined the Dolphins in 2019 after spending 15

seasons with the New England Patriots organization, where he served in a variety of different roles. He began his NFL career in player personnel, joining the Patriots as a scouting assistant in 2004. He was promoted to pro scout in 2006. Flores began his coaching career as a special teams assistant for New England from 2008-09. In 2010, Flores served as an offensive assistant and also worked with special teams. He spent his final eight seasons (2011-18) in New England coaching defense, first as a defensive assistant (2011), then as safeties coach (2012-15), linebackers coach (2016-17) and finally as the team's defensive play-caller and linebackers coach in 2018. Career record: 15-17.

Background: Flores earned his bachelor's degree

from Boston College, where he played linebacker from 1999-2003. He was a two-year starter and part of four bowl-winning teams, earning Big East All-Academic Team honors in 2003.

Personal: Born Feb. 24, 1981, Brooklyn, N.Y. He and his wife, Jennifer, have two sons, Miles and Maxwell, and a daughter, Liliانا.

ASSISTANT COACHES

Gerald Alexander, defensive backs; born June 28, 1984, Bellflower, Calif. Safety Boise State 2003-06. Pro safety Detroit Lions 2007-08, Jacksonville Jaguars 2009-10, Carolina Panthers 2010, Miami Dolphins 2011, New York Jets 2011. College coach: Arkansas State 2013, Washington 2014, Indiana

MIAMI DOLPHINS

State 2015, Montana State 2016, California 2017-19. Pro coach: Joined Dolphins in 2020.

Jim Arthur, assistant strength and conditioning; born July 12, 1978, Cheshire, Conn. Attended Springfield College. No college or pro playing experience. College coach: Springfield College 2000, Louisiana Tech 2001, Boston College 2002. Pro coach: Buffalo Bills 2002-04, Chicago Bears 2005-15. Joined Dolphins in 2016.

Josh Boyer, defensive coordinator; born Jan. 21, 1977, Heath, Ohio. Wide receiver/defensive back Muskingum College 1996-99. No pro playing experience. College coach: King's College (Pa.) 2000, Dayton 2001, Kent State 2002-03, Bryant University 2004, South Dakota School of Mines and Technology 2005. Pro coach: New England Patriots 2006-18. Joined Dolphins in 2019.

Charles Burks, cornerbacks; born Sept. 21, 1987, Laredo, Texas. Cornerback East Central 2008-10. No pro playing experience. College coach: East Central 2011, West Texas A&M 2012, Texas A&M-Commerce 2013, Southeastern Oklahoma State 2014-18. Pro coach: Joined Dolphins in 2019.

Anthony Campanile, linebackers; born Aug. 18, 1982, Fair Lawn, N.J. Linebacker/safety Rutgers 2001-04. No pro playing experience. College coach: Rutgers 2005 and 2012-15, Boston College 2016-18, Michigan 2019. Pro coach: Joined Dolphins in 2020.

Austin Clark, defensive line; born Aug. 3, 1990, Tampa, Fla. Defensive tackle California 2009-14. No pro playing experience. College coach: California 2014-15, Southern California 2016-17, Illinois 2018-19. Pro coach: Joined Dolphins in 2020.

Danny Crossman, assistant head coach/special teams coordinator; born Jan. 17, 1967, El Paso, Texas. Defensive back Kansas 1985, Pittsburgh 1987-89. Pro defensive back Washington Redskins 1990, Detroit Lions 1991-92. College coach: U.S. Coast Guard Academy 1993, Western Kentucky 1994-96, Central Florida 1997-98, Georgia Tech 1999-2001, Michigan State 2002. Pro coach:

Carolina Panthers 2003-09, Detroit Lions 2010-12, Buffalo Bills 2013-18, joined Dolphins in 2019.

Brendan Farrell, assistant special teams; born April 8, 1978, Rochester, N.Y. Linebacker/safety Notre Dame 1996-99. No pro playing experience. College coach: Wayne State 2002-03, Middle Tennessee State 2004-05, LSU 2006-08, Northwestern State 2009-12, Alabama 2013-18. Pro coach: Joined Dolphins in 2019.

Shawn Flaherty, assistant offensive line; born June 11, 1994, Winston-Salem, N.C. Offensive lineman Towson 2013-16. No pro playing experience. College coach: North Carolina State 2017-18. Pro coach: Joined Dolphins in 2019.

Charlie Frye, quarterbacks; born Aug. 28, 1981, Willard, Ohio. Quarterback Akron 2001-04. Pro quarterback Cleveland Browns 2005-07, Seattle Seahawks 2008, Oakland Raiders 2009-10. College coach: Florida 2015-17, Ashland 2018, Central Michigan 2019-20. Pro coach: Joined Dolphins in 2021.

George Godsey, co-offensive coordinator/tight ends; born Jan. 1, 1979, Tampa, Fla. Quarterback Georgia Tech 1998-2001. Pro quarterback Tampa Bay Storm (AFL) 2003. College coach: Central Florida 2004-10. Pro coach: New England Patriots 2011-13, Houston Texans 2014-16, Detroit Lions 2017-18. Joined Dolphins in 2019.

Josh Gizzard, wide receivers; born June 11, 1990, Zebulon, N.C. Defensive back Yale 2008-11. No pro playing experience. College coach: Yale 2012, Duke 2013-16. Pro coach: Joined Dolphins in 2017.

Lemuel Jeanpierre, offensive line; born May 19, 1987, Orlando, Fla. Offensive lineman South Carolina 2007-10. Pro offensive lineman Seattle Seahawks 2011-15. Pro coach: Seattle Seahawks 2017, Oakland Raiders 2018-19. Joined Dolphins in 2020.

Mike Judge, assistant tight ends; born April 10, 1983, Summit, N.J. Quarterback Springfield College

2001-04. No pro playing experience. College coach: Harvard 2007, Navy 2008-18. Pro coach: New England Patriots 2005-06. Joined Dolphins in 2019.

Kurt Kuntz, assistant defensive backs; born Dec. 19, 1976, McConnelsville, Ohio. No college or pro playing experience. College coach: Kent State 1999-2001. Pro coach: Joined Dolphins in 2020.

Rob Leonard, outside linebackers; born July 14, 1985, Moon Township, Pa. Linebacker Washington & Jefferson College 2004, North Carolina State 2005-08. No pro playing experience. College coach: North Carolina State 2010-12. Pro coach: New York Giants 2013-18. Joined Dolphins in 2019.

Dave Puloka, head strength and conditioning; born Jan. 12, 1979, Arlington, Mass. Linebacker Holy Cross 1997-2000. No pro playing experience. College coach: Stevens Institute of Technology 2005, Virginia 2006. Pro coach: Atlanta Falcons 2007. Joined Dolphins in 2008.

Jordan Salkin, quality control; born April 29, 1992, Long Island, N.Y. No college or pro playing experience. College coach: James Madison 2014-15, Rutgers 2016, Texas 2017-19, New Mexico 2020. Pro coach: Joined Dolphins in 2021.

Kolby Smith, quality control; born Dec. 15, 1984, Tallahassee, Fla. Running back Louisville 2003-06. Pro running back Kansas City Chiefs 2007-09, Denver Broncos 2010, Jacksonville Jaguars 2010. College coach: Arkansas 2012, Western Kentucky 2013, Louisville 2014-18, Rutgers 2019. Pro coach: Joined Dolphins in 2020.

Eric Studesville, co-offensive coordinator/running backs; born May 29, 1967, Madison, Wis. Defensive back Wisconsin-Whitewater 1985-88. No pro playing experience. College coach: Wingate 1994, Kent State 1995-96. Pro coach: Chicago Bears 1997-2000, New York Giants 2001-03, Buffalo Bills 2004-09, Denver Broncos 2010-17 (interim head coach four games 2010). Joined Dolphins in 2018.

MIAMI DOLPHINS

2021 VETERAN ROSTER

No.	Name	Pos.	Ht.	Wt.	Birthdate	NFL		College	Hometown	How Acq.	'20 Games/ Starts	
						Exp.	2					
26	Ahmed, Salvon	RB	5-11	197	12/30/98	2		Washington	Kirkland, Wash.	W(SF)-20		6/4
55	Baker, Jerome	LB	6-2	225	12/25/96	4		Ohio State	Cleveland, Ohio	D3-'18		16/11
47	Biegel, Vince	LB	6-3	246	7/2/93	5		Wisconsin	Wisconsin Rapids, Wis.	T(NO)-19		0*
35	Bonds, Terrell	CB	5-8	182	7/22/96	2		Tennessee State	Miami, Fla.	FA-'21		4/1*
6	Bowden Jr., Lynn	WR	5-11	204	10/14/97	2		Kentucky	Youngstown, Ohio	T(LV)-20		10/4
14	Brissett, Jacoby	QB	6-4	235	12/11/92	6		North Carolina State	West Palm Beach, Fla.	UFA-'21		11/0*
34	Brown, Malcolm	RB	5-11	222	5/15/93	7		Texas	Cibolo, Texas	UFA-'21		16/0*
70	Butler, Adam	DL	6-5	300	4/12/94	5		Vanderbilt	Duncanville, Texas	UFA-'21		15/4*
89	Carter, Cethan	TE	6-3	248	9/5/95	5		Nebraska	New Orleans, La.	UFA-'21		15/5*
27	Coleman, Justin	CB	5-11	190	3/27/93	7		Tennessee	Brunswick, Ga.	FA-'21		11/5*
77	Davis, Jesse	G/T	6-6	310	9/15/91	5		Idaho	Asotin, Wash.	FA-'17		16/15
98	Davis, Raekwon	DT	6-7	330	6/10/97	2		Alabama	Meridian, Miss.	D2b-'20		16/12
63	Deiter, Michael	C/G	6-6	310	9/3/96	3		Wisconsin	Curtice, Ohio	D3-'19		16/0
49	Eguavoen, Sam	LB	6-0	236	2/22/93	3		Texas Tech	Garland, Texas	FA-'19		16/1
42	Fejedelem, Clayton	S	6-0	205	6/2/93	6		Illinois	Lemont, Ill.	UFA-'20		13/0
44	Ferguson, Blake	LS	6-3	231	4/21/97	2		LSU	Smyrna, Ga.	D6-'20		16/0
76	Fluker, D.J.	OL	6-5	342	3/13/91	9		Alabama	Foley, Ala.	UFA(Bal)-21		16/8*
6	Foster, Robert	WR	6-2	194	5/7/94	4		Alabama	Monaca, Pa.	FA-'21		4/2*
35 #	Frazier, Kavon	S	6-0	220	8/11/94	6		Central Michigan	Grand Rapids, Mich.	UFA-'20		15/0
3	Fuller V, William	WR	6-0	184	4/16/94	6		Notre Dame	Philadelphia, Pa.	UFA-'21		11/11*
37	Gaskin, Myles	RB	5-10	194	2/15/97	3		Washington	Lynnwood, Wash.	D7b-'19		10/7
88	Gesicki, Mike	TE	6-6	250	10/3/95	4		Penn State	Manahawkin, N.J.	D2-'18		15/9
19	Grant Sr., Jakeem	WR	5-7	171	10/30/92	6		Texas Tech	Dallas, Texas	D6a-'16		14/4
36	Holley, Nate	S	6-0	210	12/5/94	2		Kent State	Toledo, Ohio	FA-'20		3/0
86	Hollins, Mack	WR	6-4	221	9/16/93	5		North Carolina	Rockville, Md.	W(Phi)-19		16/2
25	Howard, Xavien	CB	6-1	198	7/4/93	6		Baylor	Houston, Texas	D2-'16		16/16
68	Hunt, Robert	G/T	6-6	323	8/25/96	2		Louisiana-Lafayette	Burkeville, Texas	D2a-'20		16/11
8	Hurns, Allen	WR	6-3	195	11/12/91	7		Miami (Fla.)	Miami, Fla.	FA-'19		0*
9	Igbinoghene, Noah	CB	5-11	197	11/27/99	2		Auburn	Trussville, Ala.	D1c-'20		16/2
73	Jackson, Austin	T	6-5	325	8/11/99	2		Southern California	Phoenix, Ariz.	D1b-'20		13/12
90	Jenkins, John	DT	6-3	327	7/11/89	9		Georgia	Meriden, Conn.	UFA-'21		11/0*
95	Jones, Benito	DT	6-1	316	11/27/97	2		Mississippi	Waynesboro, Miss.	FA-'20		6/0
29	Jones, Brandon	S	6-0	191	4/2/98	2		Texas	Nacogdoches, Texas	D3-'20		16/4
24	Jones, Byron	CB	6-1	194	9/26/92	7		Connecticut	New Britain, Conn.	UFA-'20		14/14
66	Kindley, Solomon	G	6-4	339	7/3/97	2		Georgia	Jacksonville, Fla.	D4-'20		13/13
32	Laird, Patrick	RB	6-0	197	8/17/95	3		California	Arroyo Grande, Calif.	FA-'19		16/0
93	Ledbetter, Jonathan	DE	6-4	264	9/12/97	2		Georgia	Tucker, Ga.	FA-'19		0*
30	McCourty, Jason	DB	5-11	195	8/13/87	13		Rutgers	Nanuet, N.Y.	FA-'21		16/11*
50 †	McKinney, Benardrick	LB	6-4	257	11/19/92	7		Mississippi State	Tunica, Miss.	T(Hou)-21		4/4*
83	Merritt, Kirk	WR	6-0	214	1/5/97	2		Arkansas State	Destrehan, La.	FA-'20		1/0
48	Munson, Calvin	LB	6-1	228	12/27/94	3		San Diego State	St. Charles, Mo.	FA-'19		16/0
85	Myarick, Chris	TE	6-5	261	10/6/95	2		Temple	Elkins Park, Pa.	FA-'19		3/0
40	Needham, Nik	CB	6-0	193	11/4/96	3		Texas-El Paso	Buena Park, Calif.	FA-'19		16/6
91	Ogbah, Emmanuel	DE	6-4	275	11/6/93	6		Oklahoma State	Houston, Texas	UFA-'20		16/12
5	Palardy, Michael	P	5-11	200	7/6/92	6		Tennessee	Coral Springs, Fla.	FA-'21		0*
78	Pankey, Adam	T	6-5	306	2/2/94	4		West Virginia	Hamilton, Ohio	W(GB)-19		4/0
11	Parker, DeVante	WR	6-3	211	1/20/93	7		Louisville	Louisville, Ky.	D1-'15		14/11
61	Parris, Timon	T	6-6	315	9/11/95	2		Stony Brook	Floral Park, N.Y.	FA-'21		0*
33	Perry, Jamal	CB	5-10	189	10/23/94	3		Iowa State	Houston, Texas	FA-'19		13/1
10	Perry, Malcolm	RB/WR	5-10	175	4/19/97	2		Navy	Clarksville, Tenn.	D7-'20		9/2
96	Render, Tyshun	DE	6-4	248	3/28/97	2		Middle Tennessee State	Newnan, Ga.	FA-'20		1/0
45	Riley, Duke	LB	6-1	230	8/9/94	5		LSU	Buras, La.	UFA-'21		13/8*
52	Roberts, Elandon	LB	6-0	238	4/22/94	5		Houston	Port Arthur, Texas	UFA-'20		13/11
21	Rowe, Eric	S	6-1	205	10/3/92	7		Utah	Spring, Texas	UFA-'19		16/14
7	Sanders, Jason	K	5-11	195	11/16/95	4		New Mexico	Orange, Calif.	D7b-'18		16/0
57	Scarlett, Brennan	LB	6-4	263	7/31/93	6		Stanford	Portland, Ore.	UFA-'21		11/4*
28	Scarlett, Jordan	RB	5-11	210	2/9/96	2		Florida	Fort Lauderdale, Fla.	FA-'21		0*
80	Shaheen, Adam	TE	6-7	257	10/24/94	5		Ashland	Sanbury, Ohio	T(Chi)-20		16/5
92	Sieler, Zach	DT	6-6	297	9/7/95	4		Ferris State	Pinckney, Mich.	W(Bal)-19		16/8
62	Skura, Matt	C	6-3	313	2/17/93	5		Duke	Columbus, Ohio	UFA-'21		15/12*
81	Smythe, Durham	TE	6-6	260	8/9/95	4		Notre Dame	Belton, Texas	D4a-'18		15/13
58	Strowbridge, Jason	DE	6-5	273	9/10/96	2		North Carolina	Deerfield Beach, Fla.	D5a-'20		8/0
1	Tagovailoa, Tua	QB	6-0	217	3/2/98	2		Alabama	Ewa Beach, Hawaii	D1a-'20		10/9
64	Tom, Cameron	C	6-4	300	6/21/95	5		Southern Mississippi	Baton Rouge, La.	FA-'21		10/0*
43	Van Ginkel, Andrew	LB	6-4	242	7/1/95	3		Wisconsin	Rock Valley, Iowa	D5-'19		16/11
31 #	Washington, DeAndre	RB	5-8	210	2/22/93	6		Texas Tech	Missouri City, Texas	T(KC)-20		3/1*
94	Wilkins, Christian	DT	6-4	315	12/20/95	3		Clemson	Springfield, Mass.	D1-'19		14/12

MIAMI DOLPHINS

18	Williams, Preston	WR	6-5	218	3/27/97	3	Colorado State	Lovejoy, Ga.	FA-'19	8/7
2	Wilson, Albert	WR	5-9	195	7/12/92	7	Georgia State	Fort Pierce, Fla.	UFA-'18	0*

* Biegel missed '20 season because of injury; Bonds played four games with Baltimore; Brissett played 11 games with Indianapolis; Brown played 16 games with Los Angeles Rams; Butler played 15 games with New England; Carter played 15 games with Cincinnati; Coleman played 11 games with Detroit; Foster played four games with Washington; Fuller played 11 games with Houston; Hurms opted out of '20 season; Jenkins played 11 games with Chicago; Ledbetter missed '20 season because of injury; McKinney played four games with Houston; Riley played 13 games with Philadelphia; Palardy missed '20 season because of injury; Parris last active with Washington in '19; Rudock spent portion of season on active roster but did not play; B. Scarlett played 11 games with Houston; J. Scarlett last active with Carolina in '19; Skura played 15 games with Baltimore; Tom played one game with New Orleans; Washington played one game with Kansas City and three games with Miami; Wilson opted out of '20 season.

Unrestricted free agent; subject to developments.

t- Dolphins traded for McKinney (HOU) and Washington (KC).

Traded: T Ereck Flowers (14 games in '20) to Washington; DE Charles Harris (13) to Atlanta; DE Shaq Lawson (14) to Houston.

Players lost through free agency (seven): RB Matt Breida (BUF, 12 games); T Julien Davenport (IND, 16); QB Ryan Fitzpatrick (WAS, nine); DT Davon Godchaux (NE, five); LB Kamu Grugier-Hill (HOU, 15); P Matt Haack (BUF, 16); C Ted Karras (NE, 16).

Also played with Dolphins in '20—WR Antonio Callaway (five games), FB Chandler Cox (eight), CB Tae Hayes (two), RB Jordan Howard (five), WR Marcus Kemp (one), CB Bobby McCain (16), LB Kyle Van Noy (14).

FIRST-YEAR ROSTER

Name	Pos.	Ht.	Wt.	Birthdate	College	Hometown	How Acq.
Askew, Jaylin	CB	5-9	180	10/24/98	Georgia Tech	Douglasville, Ga.	FA
Blount, Jibri	TE	6-5	245	10/21/96	North Carolina Central	Pittsburgh, Pa.	FA
Coe, Nick (1)	DE	6-5	291	8/12/97	Auburn	Asheboro, N.C.	FA-'20
Cole, Brian (1)	S	6-2	205	4/3/97	Mississippi State	Saginaw, Mich.	FA-'20
Coleman, Larnel	T	6-6	307	6/22/98	Massachusetts	Malden, Mass.	D7a
Davis, Javaris (1)	CB	5-8	183	12/26/96	Auburn	Jacksonville, Fla.	W(KC)-'20
Doaks, Gerrid	RB	5-11	228	6/9/98	Cincinnati	Indianapolis, Ind.	D7b
Eichenberg, Liam	T	6-6	306	1/19/98	Notre Dame	Cleveland, Ohio	D2b
Ellis, Tino (1)	CB	6-1	195	10/15/97	Maryland	Reisterstown, Md.	FA-'20
Gauthier, Tyler (1)	C	6-5	305	6/29/97	Miami (Fla.)	Venice, Fla.	FA-'20
Holland, Jevon	S	6-1	207	3/3/00	Oregon	Coquitlam, Canada	D2a
Hubbard, Jonathan (1)	T	6-5	305	8/17/97	Northwestern State	Kilgore, Texas	FA-'20
Johnson, Jerome	DT	6-2	300	12/4/97	Indiana	Bassfield, Miss.	FA
Johnson, Kylan (1)	LB	6-2	230	12/23/96	Pittsburgh	Dallas, Texas	FA-'20
Jones, Robert	G	6-4	307	1/28/99	Middle Tennessee State	Chicago, Ill.	FA
Locksley, Kai	WR	6-4	210	11/17/96	Texas-El Paso	Fort Washington, Md.	FA
Long, Hunter	TE	6-5	254	8/19/98	Boston College	Exeter, N.H.	D3
Phillips, Jaelan	LB	6-6	260	5/28/99	Miami (Fla.)	Redlands, Calif.	D1b
Queiroz Neto, Durval (1)	G	6-4	330	8/27/92	(no college)	Diamantino, Brazil	FA
Sinnett, Reid (1)	QB	6-4	225	2/5/97	San Diego	Johnston, Iowa	FA, '20
Sunahara, Rex (1)	LS	6-6	242	10/9/96	West Virginia	Bay Village, Ohio	FA-'20
Tucker, Carl	FB	6-2	250	2/6/97	Alabama	Concord, N.C.	FA
Waddle, Jaylen	WR	5-10	180	11/25/98	Alabama	Houston, Texas	D1a
Williams, Trill	CB	6-1	208	12/29/99	Syracuse	Yonkers, N.Y.	W(NO)

The term **NFL Rookie** is defined as a player who is in his first season of professional football and has not been on the roster of another professional football team for any regular-season or postseason games. A **Rookie** is designated by an "R" on NFL rosters. Players who have been active in another professional football league or players who have NFL experience, including either preseason training camp or being on an Active List or Inactive List, or on Reserve/Injured or Reserve/Physically Unable to Perform for fewer than six regular-season games, are termed **NFL First-Year Players**. An **NFL First-Year Player** is designated by a "1" on NFL rosters. Thereafter, a player is credited with an additional year of experience for each season in which he accumulates six games on the Active List or Inactive List, or on Reserve/Injured or Reserve/Physically Unable to Perform.

Log on to www.miamidolphins.com for an up-to-date roster.

NEW ENGLAND PATRIOTS



**American Football Conference
East Division**

Gillette Stadium
One Patriot Place
Foxborough, MA 02035
Telephone: (508) 543-8200

Team Colors: Blue, Red, Silver and White

2021 SCHEDULE

PRESEASON

Aug. 12 **Washington**.....7:30 PM
 Aug. 19 at Philadelphia.....7:30 PM
 Aug. 29 at N.Y. Giants.....6:00 PM

REGULAR SEASON

Sept. 12 **Miami**.....4:25 PM
 Sept. 19 at N.Y. Jets.....1:00 PM
 Sept. 26 **New Orleans**.....1:00 PM
 Oct. 3 **Tampa Bay**.....8:20 PM
 Oct. 10 at Houston.....1:00 PM
 Oct. 17 **Dallas**.....4:25 PM
 Oct. 24 **N.Y. Jets**.....1:00 PM
 Oct. 31 at L.A. Chargers.....4:05 PM
 Nov. 7 at Carolina.....1:00 PM
 Nov. 14 **Cleveland**.....1:00 PM
 Nov. 18 at Atlanta (Thu).....8:20 PM
 Nov. 28 **Tennessee**.....1:00 PM
 Dec. 6 at Buffalo (Mon).....8:15 PM
 BYE
 Dec. 18/19 at Indianapolis.....TBD
 Dec. 26 **Buffalo**.....1:00 PM
 Jan. 2 **Jacksonville**.....1:00 PM
 Jan. 9 at Miami.....1:00 PM

**All times ET; Sunday night games in
 Weeks 5-17 subject to change*

Stadium: Gillette Stadium
 One Patriot Place
 Foxborough, MA 02035

Opened: 2002
Capacity: 65,878
Playing Surface: FieldTurf

Training Camp:
 Gillette Stadium
 Foxborough, MA 02035

CLUB OFFICIALS

Chairman & CEO: Robert K. Kraft
 President: Jonathan A. Kraft
 President of New England Patriots
 Charitable Foundation: Josh Kraft
 Senior Vice President of Human Resources,
 The Kraft Group: Robin Boudreau
 Equipment Manager: Brenden Murphy
 Vice President of Security:
 Bill Christiansen
 Video Director: Jimmy Dee
 Chief Marketing Officer: Jennifer Ferron
 Vice President, The Kraft Group and Club
 Counsel, the New England Patriots:
 Robyn Glaser
 Chief Information Technology Officer:
 Michael Israel
 Vice President of Communications:
 Stacey James
 Publisher and Vice President of Content:
 Fred Kirsch
 Vice President of Corporate Sponsorship
 Sales: Murray Kohl
 Director of Research: Richard Miller
 Vice President of Stadium Business
 Development and External Affairs:
 Dan Murphy
 Director of Football / Head Coach
 Administration: Berj Najarian
 Chief Operating Officer: James Nolan
 Vice President of Corporate Relationships:
 David Pearlstein
 Senior Executive Producer of Broadcast
 Production: Matt Smith
 Vice President of Site Operations:
 Jason Stone
 Vice President of Customer Marketing and
 Brand: Ali Towle
 Director of Cheerleaders: Tracy Sormanti
 Manager of Cheerleading: Jennifer Sullivan
 Executive Director of Community Affairs:
 Andre Tippett
 Head Athletic Trainer: Jim Whalen
 Vice President of Food and Beverage:
 David Wheeler
 Vice President of Finance: Jim Wilson
 Executive Director of the Patriots Hall of
 Fame presented by Raytheon
 Technologies: Bryan Morry
 Senior Director Retail Operations:
 Jim Scollins

COACHING HISTORY

Boston 1960-70
(556-425-9)

Records include postseason games

1960-61	Lou Saban*7-12-0
1961-68	Mike Holovak53-47-9
1969-70	Clive Rush**5-16-0
1970-72	John Mazur***9-21-0
1972	Phil Bengtson1-4-0
1973-78	Chuck Fairbanks****46-41-0
1978	Hank Brough-Ron Erhardt#0-1-0
1979-81	Ron Erhardt21-27-0
1982-84	Ron Meyer##18-16-0
1984-89	Raymond Berry51-41-0
1990	Rod Rust1-15-0
1991-92	Dick MacPherson8-24-0
1993-96	Bill Parcells34-34-0
1997-99	Pete Carroll28-23-0
2000-20	Bill Belichick274-103-0

*Released after five games in 1961

**Released after seven games in 1970

***Resigned after nine games in 1972

****Suspended for final regular-season game in 1978

#Co-coaches

##Released after eight games in 1984

PAID ATTENDANCE, 2020

Home 0
 Total 29,946
 Single-game home record,
 71,768 (11/30/08)
 Single-season home record,
 579,182 (2007)

2021 DRAFT CHOICES

Rd	Name	Pos	College
1	Mac Jones	QB	Alabama
2	Christian Barmore	DT	Alabama
3	Ronnie Perkins	DE	Oklahoma
4	Rhamondre Stevenson	RB	Oklahoma
5	Cameron McGrone	LB	Michigan
6	Joshuah Bledsoe	DB	Missouri
6	William Sherman	G	Colorado
7	Tre Nixon	WR	Central Florida

NEW ENGLAND PATRIOTS

2020 TEAM RECORD

REGULAR SEASON (7-9)

Date	Opponent	Result
Sept. 13	MIAMI	W 21-11
Sept. 20	at Seattle	L 30-35
Sept. 27	LAS VEGAS	W 36-20
Oct. 5	at Kansas City	L 10-26
Oct. 18	DENVER	L 12-18
Oct. 25	SAN FRANCISCO	L 6-33
Nov. 1	at Buffalo	L 21-24
Nov. 9	at N.Y. Jets	W 30-27
Nov. 15	BALTIMORE	W 23-17
Nov. 22	at Houston	L 20-27
Nov. 29	ARIZONA	W 20-17
Dec. 6	at L.A. Chargers	W 45-0
Dec. 10	at L.A. Rams	L 3-24
Dec. 20	at Miami	L 12-22
Dec. 28	BUFFALO	L 9-38
Jan. 3	N.Y. JETS	W 28-14

SCORE BY PERIODS

Team	38	104	82	102	0	—	326
Opponents	69	115	86	83	0	—	353

2020 TEAM STATISTICS

	Team	Opp.
Total First Downs	332	339
Rushing	143	131
Passing	157	187
Penalty	32	21
3rd Down: Made/Att	76/186	76/186
3rd Down Pct.	40.9	40.9
4th Down: Made/Att	9/17	9/16
4th Down Pct.	52.9	56.3
Possession Avg.	28:58	31:02
Total Net Yards	5236	5660
Avg. Per Game	327.3	353.8
Total Plays	979	982
Avg. Per Play	5.3	5.8
Net Yards Rushing	2346	2103
Avg. Per Game	146.6	131.4
Total Rushes	502	464
Net Yards Passing	2890	3557
Avg. Per Game	180.6	222.3
Sacked/Yards Lost	37/234	24/165
Gross Yards	3124	3722
Att./Completions	440/283	494/333
Completion Pct.	64.3	67.4
Had Intercepted	14	18
Punts/Average	55/48.7	52/46.0
Net Punting Avg.	55/45.6	52/37.9
Penalties/Yards	62/534	82/639
Fumbles/Ball Lost	19/5	11/4
Touchdowns	36	41
Rushing	20	17
Passing	12	22
Returns	4	2

2020 INDIVIDUAL STATISTICS

PASSING	Att	Cmp	Yds	Cmp%	Yds/Att	TD	TD%	Int	Int%	LG	Sk/Lost	Rtng
Newton	368	242	2657	65.8	7.22	8	2.2	10	2.7	50	31/195	82.9
Stidham	44	22	256	50.0	5.82	2	4.5	3	6.8	38t	4/21	54.7
Hoyer	24	15	130	62.5	5.42	0	0.0	1	4.2	25	2/18	59.4
Edelman	2	2	38	100.0	19.00	0	0.0	0	0.0	22	0/0	118.8
Meyers	2	2	43	100.0	21.50	2	100.0	0	0.0	24t	0/0	158.3
Team	440	283	3124	64.3	7.10	12	2.7	14	3.2	50	37/234	81.1
Opponents	494	333	3722	67.4	7.53	22	4.5	18	3.6	54t	24/165	89.3

TD TD TD TD

SCORING	Tot	Ru	Rec	Rt	PAT	FG	Saf	Pts
Folk	0	0	0	0	30/33	26/28	0	108
Newton	13	12	1	0	0	0	78	
Burkhead	6	3	3	0	0	0	36	
White	3	2	1	0	0	0	18	
Harris	2	2	0	0	0	0	12	
Harry	2	0	2	0	0	0	12	
D. McCourty	2	0	0	2	0	0	12	
Michel	2	1	1	0	0	0	12	
Olszewski	2	0	1	1	0	0	12	
Asiasi	1	0	1	0	0	0	6	
Byrd	1	0	1	0	0	0	6	
Johnson	1	0	1	0	0	0	6	
Wise	1	0	0	1	0	0	6	
Meyers	0	0	0	0	0	0	0	
Team	36	20	12	4	30/33	26/28	0	326
Opponents	41	17	22	2	37/39	22/27	0	353

2-Pt Conv: Meyers. Team 1-3. Opponents 2-2.

RUSHING

	No.	Yds	Avg	LG	TD
Harris	137	691	5.0	41	2
Newton	137	592	4.3	49	12
Michel	79	449	5.7	48	1
Burkhead	67	274	4.1	18	3
White	35	121	3.5	10	2
Taylor	23	110	4.8	28	0
Olszewski	5	23	4.6	12	0
Edelman	2	22	11.0	23	0
Zuber	2	21	10.5	13	0
Byrd	2	15	7.5	11	0
Meyers	2	9	4.5	7	0
Hoyer	1	8	8.0	8	0
Stidham	7	7	1.0	6	0
Moncrief	1	4	4.0	4	0
Harry	2	0	0.0	2	0
Team	502	2346	4.7	49	20
Opponents	464	2103	4.5	35	17

RECEIVING

	No.	Yds	Avg	LG	TD
Meyers	59	729	12.4	35	0
White	49	375	7.7	34	1
Byrd	47	604	12.9	42t	1
Harry	33	309	9.4	30	2
Burkhead	25	192	7.7	24t	3
Edelman	21	315	15.0	49	0
Izzo	13	199	15.3	50	0
Johnson	8	35	4.4	12	1
Michel	7	114	16.3	31t	1
Olszewski	5	62	12.4	38t	1
Harris	5	52	10.4	15	0
Keene	3	16	5.3	8	0
Asiasi	2	39	19.5	26t	1
Newton	2	35	17.5	19t	1
Zuber	2	29	14.5	16	0
Moncrief	1	15	15.0	15	0
Taylor	1	4	4.0	4	0
Team	283	3124	11.0	50	12
Opponents	333	3722	11.2	54t	22

INTERCEPTIONS

	No.	Yds	Avg	LG	TD
J. Jackson	9	80	8.9	30	0
D. McCourty	2	62	31.0	43t	1
Phillips	2	5	2.5	5	0
Jones	2	0	0.0	0	0
Gilmore	1	15	15.0	15	0
Bryant	1	0	0.0	0	0
Winovich	1	0	0.0	0	0
Team	18	162	9.0	43t	1
Opponents	14	256	18.3	79t	2

PUNTING

	No.	Yds	Avg	Net TB	In20	LG	B	
Bailey	55	2678	48.7	45.6	5	31	71	0
Team	55	2678	48.7	45.6	5	31	71	0
Opponents	52	2390	46.0	37.9	3	18	65	0

PUNT

RETURNS	Ret	FC	Yds	Avg	LG	TD
Olszewski	20	11	346	17.3	70t	1
Byrd	2	5	0	0.0	0	0
Taylor	1	0	11	11.0	11	0
Team	23	16	357	15.5	70t	1
Opponents	12	18	71	5.9	20	0

KICKOFF

RETURNS	No.	Yds	Avg	LG	TD
Olszewski	18	418	23.2	33	0
Moncrief	7	165	23.6	53	0
Taylor	4	87	21.8	28	0
Dugger	2	47	23.5	30	0
Team	31	717	23.1	53	0
Opponents	32	680	21.3	49	0

FIELD

GOALS	1-19	20-29	30-39	40-49	50+
Folk	0/0	6/6	7/7	11/12	2/3
Team	0/0	6/6	7/7	11/12	2/3
Opponents	0/0	8/8	5/5	6/9	3/5

SACKS

	No.
Winovich	5.5
Butler	4.0
Wise	2.5
Calhoun	2.0
Guy	2.0
Simon	2.0
Bentley	1.5
Rivers	1.5
Cowart	1.0
Phillips	1.0
Uche	1.0
Team	24.0
Opponents	37.0

NEW ENGLAND PATRIOTS

RECORD HOLDERS

INDIVIDUAL RECORDS—CAREER

Category	Name	Performance
Rushing (Yds.)	Sam Cunningham, 1973-79, 1981-82	5,453
Passing (Yds.)	Tom Brady, 2000-19	74,571
Passing (TDs)	Tom Brady, 2000-19	541
Receiving (No.)	Wes Welker, 2007-12	672
Receiving (Yds.)	Stanley Morgan, 1977-89	10,352
Interceptions	Raymond Clayborn, 1977-89	36
	Ty Law, 1995-2004	36
Punting (Avg.)	Ryan Allen, 2013-18	45.3
Punt Return (Avg.)	Julian Edelman, 2009-19	11.2
Kickoff Return (Avg.)	Ellis Hobbs, 2005-08	27.7
Field Goals	Stephen Gostkowski, 2006-19	374
Touchdowns (Tot.)	Rob Gronkowski, 2010-18	80
Points	Stephen Gostkowski, 2006-19	1,775
*Sacks	Andre Tippett, 1982-93	100.0

INDIVIDUAL RECORDS—SINGLE SEASON

Category	Name	Performance
Rushing (Yds.)	Corey Dillon, 2004	1,635
Passing (Yds.)	Tom Brady, 2011	5,235
Passing (TDs)	Tom Brady, 2007	50
Receiving (No.)	Wes Welker, 2009	123
Receiving (Yds.)	Wes Welker, 2011	1,569
Interceptions	Ron Hall, 1964	11
Punting (Avg.)	Zoltan Mesko, 2011	46.5
Punt Return (Avg.)	Julian Edelman, 2012	15.5
Kickoff Return (Avg.)	Raymond Clayborn, 1977	31.0
Field Goals	Stephen Gostkowski, 2013	38
Touchdowns (Tot.)	Randy Moss, 2007	**23
Points	Stephen Gostkowski, 2013	158
*Sacks	Andre Tippett, 1984	18.5

INDIVIDUAL RECORDS—SINGLE GAME

Category	Name	Performance
Rushing (Yds.)	Tony Collins, 9-18-83	212
Passing (Yds.)	Tom Brady, 9-12-11	517
Passing (TDs)	Tom Brady, 10-21-07, 10-18-09	6
Receiving (No.)	Troy Brown, 9-22-02	16
	Wes Welker, 9-25-11	16
Receiving (Yds.)	Wes Welker, 9-25-11	217
Interceptions	Many times	3
	Last time by Leigh Bodden 11-22-09	
Field Goals	Gino Cappelletti, 10-4-64	6
Touchdowns (Tot.)	Randy Moss, 11-18-07	4
Points	Gino Cappelletti, 12-18-65	28
*Sacks	Andre Carter, 11-13-11	4.0

*Sacks became an official statistic in 1982. **NFL Record

2021 COACHING STAFF

Bill Belichick, Head Coach

Pro Career: Bill Belichick is in his 47th season as an NFL coach and his 22nd season as head coach of the New England Patriots. His 47 consecutive seasons as an NFL coach are the most in NFL history. Hired by Chairman and CEO Robert Kraft on Jan. 27, 2000, Belichick led the Patriots to 19 consecutive winning seasons (2001-19). The only other NFL coach to have at least 10 consecutive winning seasons with one team since the 1970 merger was Tom Landry, who led the Dallas Cowboys to 16 consecutive winning seasons (1970-85). Through 21 seasons with New England, Belichick has delivered six Super Bowl championships, nine conference titles, 17 division crowns and 30 playoff victories,

while posting an overall record of 274-103. Belichick won his sixth Super Bowl title in 2018 with the Patriots' 13-3 victory over the Los Angeles Rams. He joined George Halas and Curly Lambeau as the only coaches with six NFL championships and owns the record for most Super Bowl titles, two ahead of Pittsburgh's Chuck Noll. Belichick is the only one of those to win three titles in a four-year span with Super Bowl wins in 2001, 2003 and 2004. With the victory over Indianapolis in the 2014 AFC Championship Game, Belichick collected his 21st career postseason win, the most postseason wins by a head coach. He expanded on that record and now has 31 postseason victories. The 2018 AFC Championship was also Belichick's

ninth conference championship as a head coach, adding to his mark for the most in NFL history. New England's berth in Super Bowl LIII was Belichick's 12th Super Bowl during his coaching career, the most among any individual who eventually became a head coach in NFL history. Belichick has recorded 311 career wins (regular season and postseason) as a head coach, which is third in NFL history. He owns a career winning percentage of .678 as a head coach, which is second in NFL history. Belichick directed the Patriots to victories in Super Bowls XXXVI (2001), XXXVIII (2003), XXXIX (2004), XLIX (2014), LI (2016) and LIII (2018), and in 2007 he became the first NFL head coach to guide his team to a 16-0 regular-season record. His 17

NEW ENGLAND PATRIOTS

division titles are the most among any coach. He also is the first NFL head coach to lead his team to 11 straight division crowns (2009-19). Belichick helped the Patriots become the first franchise in NFL history to score 500-or-more points in four seasons (2007—589, 2010—518, 2011—513 and 2012—557). The St. Louis Rams are the only other team to have done it three times, while Belichick is the only head coach in NFL history to lead a team to three straight 500-point seasons. Belichick is the only head coach in NFL history to win at least 14 regular-season games in five separate seasons. Only four other coaches – San Francisco's George Seifert (3), Washington's Joe Gibbs (2), Chicago's Mike Ditka (2) and Miami's Don Shula (2) – have more than one 14-win season. Belichick's Patriots teams own the all-time NFL records for consecutive victories, including the postseason (21 from 2003-04) and consecutive playoff victories (10 from 2001-05). Over a 100-game span from 2003-09, he directed the Patriots to 81 wins – the most in NFL history by a head coach. Belichick's recent accomplishments are the latest triumphs in a career during which he has helped produce eight Super Bowl titles, 12 conference championships and 24 division titles since entering the NFL in 1975. He won his first two Super Bowls as defensive coordinator for the New York Giants in 1986 and 1990 before claiming six Super Bowl championships with the Patriots. Seifert is the only other individual to have won multiple Super Bowls both as a head coach and as an assistant coach. Belichick launched his coaching career in 1975 with the Baltimore Colts and continued as an assistant coach with Detroit (1976-77), Denver (1978) and the New York Giants (1979-90). Belichick was named head coach of the Cleveland Browns in 1991, becoming the youngest head coach in the NFL at the time at age 38. By 1994, Belichick led the Browns to the postseason, finishing 11-5 and advancing to the second round of the playoffs, while allowing a league-low 204 total points. In 1996, Belichick joined New England and was a key contributor to the Patriots' first division title in 10 years, en route to an appearance in Super Bowl XXXI. Belichick then spent three seasons with the Jets from 1997 to 1999, helping New York improve from a 1-15 season in 1996 to an appearance in the AFC Championship Game in 1998. Career record: 311-148.

Background: Belichick was a center/tight end at Wesleyan 1971-74.

Personal: Born April 16, 1952, Nashville, Tenn.

ASSISTANT COACHES

Cameron Achord, special teams coordinator; born Feb. 4, 1987, McComb, Miss. Safety Belhaven 2006-09. No pro playing experience. College coach: Southern Mississippi 2010-12, Southwest Mississippi C.C. 2013-17. Pro coach: Joined Patriots in 2018.

Brian Belichick, safeties, born Nov. 25, 1991, Cleveland, Ohio. Attended Trinity College. No college or pro playing experience. Pro coach: Joined Patriots in 2016.

Steve Belichick, outside linebackers; born March 25, 1987, Summit, N.J. Long snapper Rutgers 2011. No pro playing experience. Pro coach: Joined Patriots in 2012.

Troy Brown, running backs/kickoff returners; born July 2, 1971, Bamwell, S.C. Wide receiver Marshall 1991-92. Pro wide receiver New England Patriots 1993-2007. Pro coach: Joined Patriots in 2019.

Moses Cabrera, head strength and conditioning; born Aug. 20, 1978, Deming, N.M. Attended Oral Roberts. No college or pro playing experience. College coach: Fresno State 2004-09, Colorado 2010. Pro coach: Joined Patriots in 2010.

Nick Caley, tight ends/fullbacks, born Jan. 22, 1983, Canton, Ohio. Defensive back/punter Walsh University 2002. No pro playing experience. College coach: John Carroll 2005, Akron 2006-07, Auburn 2008, Iowa State 2009-11, Eastern Illinois 2012, Arkansas 2013, Florida Atlantic 2014. Pro coach: Joined Patriots in 2015.

DeMarcus Covington, defensive line, born March 30, 1989, Birmingham, Ala. Wide receiver Samford 2007-10. No pro playing experience. College coach: Alabama-Birmingham 2012, Mississippi 2013-14, Tennessee-Martin 2015, Eastern Illinois 2016. Pro coach: Joined Patriots in 2017.

Ivan Fears, running backs; born Nov. 15, 1954, Portsmouth, Va. Running back William & Mary 1973-75. No pro playing experience. College coach: William & Mary 1977-79, Syracuse 1980-90. Pro coach: New England Patriots 1991-92, Chicago Bears 1993-98. Rejoined Patriots in 1999.

Joe Houston, special teams assistant; born Sept. 4, 1986, Torrance, Calif. Kicker Southern California 2007-10. Pro kicker Chicago Rush (AFL) 2012, Nebraska Danger (IFL) 2013-14. College coach: Toledo 2015, Iowa State 2016-18, Alabama 2019. Pro coach: Joined Patriots in 2020.

Mick Lombardi, wide receivers, born Oct. 1, 1988, Ocean City, N.J. Attended Fordham. No college or pro playing experience. College coach: Fordham (student assistant) 2009-10. Pro coach: New England Patriots 2011-12, San Francisco 49ers 2013-16, New York Jets 2017-18. Rejoined Patriots in 2019.

Deron Mayo, assistant strength and conditioning; born March 28, 1988, Hampton, Va. Linebacker Hofstra 2007-09 and Old Dominion 2010. Pro linebacker Calgary Stampeders (CFL) 2012-17. Pro coach: Joined Patriots in 2018.

Jerod Mayo, inside linebackers; born Feb. 23, 1986, Hampton, Va. Linebacker Tennessee 2005-07. Pro linebacker New England Patriots 2008-15. Pro coach: Joined Patriots in 2019.

Josh McDaniels, offensive coordinator; born April 22, 1976, Canton, Ohio. Wide receiver John Carroll 1995-98. No pro playing experience. College coach: Michigan State 1999-2000. Pro coach: New England Patriots 2001-08, Denver Broncos 2009-10 (head coach), St. Louis Rams 2011. Rejoined Patriots in 2012.

Mike Pellegrino, cornerbacks, born July 24, 1993, Oakdale, N.Y. Attended Johns Hopkins. No college or pro playing experience. Pro coach: Joined Patriots in 2015.

Cole Popovich, offensive line, born Feb. 15, 1985, Oakhurst, Calif. Offensive lineman Fresno State 2003-08. No pro playing experience. College coach: Los Angeles Valley College 2011, Fresno City College 2012-13, Utah State 2013-14, Minot State 2014-15. Pro coach: Joined Patriots in 2015.

NEW ENGLAND PATRIOTS

2021 VETERAN ROSTER

No.	Name	Pos.	Ht.	Wt.	Birthdate	NFL Exp.	College	Hometown	How Acq.	'20 Games/ Starts
90	Adams, Montravius	DL	6-4	304	7/24/1995	5	Auburn	Vienna, Ga.	UFA (GB)-21	8/0*
10	Adeboyejo, Quincy	WR	6-3	200	5/26/1995	3	Mississippi	Cedar Hill, Texas	FA-19	0*
13	Agholor, Nelson	WR	6-0	198	5/24/1993	7	Southern California	Tampa, Fla.	UFA (LV)-21	16/13*
9	Aguayo, Roberto	K	6-1	204	5/17/1994	2	Florida State	Groveland, Fla.	FA-20	0*
94	Anderson, Henry	DL	6-6	301	8/3/1991	7	Stanford	Woodard, Ga.	FA-21	16/8*
60	Andrews, David	C	6-3	300	7/10/1992	7	Georgia	Johns Creek, Ga.	FA-15	12/12
86	Asiasi, Devin	TE	6-3	257	8/14/1997	2	UCLA	Shoreview, Calif.	D3b-20	9/3
7	Bailey, Jake	P	6-2	205	6/18/1997	3	Stanford	Solana Beach, Calif.	D5b-19	16/0
51	Bentley, Ja'Whaun	LB	6-2	255	8/24/1996	4	Purdue	Glenarden, Md.	D5-18	13/13
29	Bethel, Justin	DB	6-0	200	6/17/1990	10	Presbyterian	Blythewood, S.C.	FA-19	16/0
25	Bolden, Brandon	RB	5-11	220	1/26/1990	9	Mississippi	Baton Rouge, La.	UFA (MIA)-19	0*
84	Bourne, Kendrick	WR	6-1	190	8/4/1995	5	Eastern Washington	Portland, Ore.	UFA (SF)-21	15/5*
96	Bower, Tashawn	DL	6-5	250	2/18/1995	4	LSU	Somerville, N.J.	FA-19	7/3
77	Brown, Trent	OL	6-8	380	4/13/1993	7	Florida	Albany, Ga.	TR (LV)-21	5/5*
41	Bryant, Myles	DB	5-9	185	1/2/1998	2	Washington	Pasadena, Calif.	FA-20	9/0
34 #	Burkhead, Rex	RB	5-10	215	7/2/1990	9	Nebraska	Plano, Texas	UFA (CIN)-17	10/0
72	Cajuste, Yodny	OL	6-5	310	2/21/1996	3	West Virginia	Miami, Fla.	D3c-19	0*
90 #	Calhoun, Shilique	LB	6-2	200	3/20/1992	6	Michigan State	Middletown, N.J.	FA-19	10/0
49	Cardona, Joe	LS	6-3	245	4/16/1992	7	Navy	EI Cajon, Calif.	D5-15	16/0
30	Colbert, Adrian	DB	6-2	205	10/6/1993	5	Miami (Fla.)	Mineral Wells, Texas	FA-21	6/2*
99	Cowart, Byron	DL	6-3	300	5/20/1996	3	Maryland	Tampa, Fla.	D5a-19	14/14
74	Cunningham, Korey	OL	6-6	311	5/17/1995	4	Cincinnati	Montevallo, Ala.	TR (ARI)-19	11/0
98	Davis, Carl	DL	6-5	320	3/2/1992	7	Iowa	Sterling Heights, Mich.	FA-20	3/1
22	Davis, Cody	LB	6-2	203	6/6/1989	9	Texas Tech	Stephenville, Texas	UFA (JAC)-20	13/0
23	Dugger, Kyle	DB	6-2	220	3/22/1996	2	Lenoir-Rhyne	Decatur, Ga.	D2a-20	14/7
72 #	Eluemunor, Jermaine	OL	6-4	335	12/13/1994	5	Texas A&M	Rockaway, N.J.	TR (BAL)-19	12/8
65	Ferentz, James	OL	6-2	300	6/5/1989	6	Iowa	Iowa City, Iowa	FA-17	7/2
6	Folk, Nick	K	6-1	222	11/15/1984	13	Arizona	Sherman Oaks, Calif.	FA-19	16/0
34	Gaffney, Tyler	RB	6-0	220	4/20/1991	4	Stanford	San Diego, Calif.	FA-21	0*
24	Gilmore, Stephon	CB	6-1	202	9/19/1990	10	South Carolina	Rock Hill, S.C.	UFA (BUF)-17	11/11
92	Godchaux, Davon	DL	6-3	311	11/11/1994	5	LSU	Plaquemine, La.	UFA (MIA)-21	5/5*
93	Guy, Lawrence	DL	6-4	315	3/17/1990	11	Arizona State	Las Vegas, Nev.	UFA (BAL)-17	14/14
59	Hall, Terez	LB	6-2	235	11/18/1996	2	Missouri	Lithonia, Ga.	FA-19	8/4
37	Harris, Damien	RB	5-11	213	2/11/1997	3	Alabama	Richmond, Ky.	D3b-19	10/10
15	Harry, N'Keal	WR	6-4	225	12/17/1997	3	Arizona State	Chandler, Ariz.	D1-19	14/9
85	Henry, Hunter	TE	6-5	250	12/7/1994	6	Arkansas	Little Rock, Ark.	UFA (LAC)-21	14/14*
75	Herron, Justin	OL	6-5	305	11/27/1999	2	Wake Forest	Potomac, Md.	D6b-20	12/6
54	Hightower, Dont'a	LB	6-3	260	3/12/1990	9	Alabama	Lewisburg, Tenn.	D1b-12	0*
5	Hoyer, Brian	QB	6-2	216	10/13/1985	13	Michigan State	North Olmsted, Ohio	FA-20	1/1
35	Jackson Jr., Michael	CB	6-1	210	1/10/1997	2	Miami (Fla.)	Birmingham, Ala.	FA-20	1/0
27	Jackson, J.C.	DB	6-1	198	11/17/1995	4	Maryland	Immokalee, Fla.	FA-18	16/11
58	Jennings, Anfernee	LB	6-3	259	9/1/1997	2	Alabama	Dadeville, Ala.	D3a-20	14/4
47	Johnson, Jakob	FB	6-3	255	12/15/1994	3	Tennessee	Stuttgart, Germany	FA-19	16/11
31	Jones, Jonathan	DB	5-10	190	9/20/1993	6	Auburn	Carrollton, Ga.	D2-16	16/7
9	Judon, Matt	LB	6-3	261	8/15/1992	6	Grand Valley State	West Bloomfield, Mich	UFA (BAL)-21	14/13*
67	Karras, Ted	OL	6-4	305	3/15/1993	6	Illinois	Indianapolis, Ind.	UFA (MIA)-21	16/16*
44	Keene, Dalton	TE	6-4	251	4/14/1999	2	Virginia Tech	Littleton, Colo.	D3c-20	6/0
36	King, Brandon	LB	6-2	220	6/8/1993	7	Auburn	Alabaster, Ala.	FA-15	0*
83	LaCosse, Matt	TE	6-6	255	9/21/1992	5	Illinois	Naperville, Ill.	FA-19	0*
48	Langi, Harvey	LB	6-2	250	9/24/1992	4	Brigham Young	South Jordan, Utah	FA-21	14/4*
68	Martin, Marcus	OL	6-3	248	10/3/1998	6	Southern California	Los Angeles, Calif.	FA-20	1/0
69	Mason, Shaq	OL	6-1	310	8/28/1993	7	Georgia Tech	Columbia, Tenn.	D4c-15	13/13
32	McCourty, Devin	DB	5-10	195	8/13/1987	12	Rutgers	Nyack, N.Y.	D1-10	16/16
46	McMillan, Raekwon	LB	6-2	242	11/17/1995	5	Ohio State	Hinshville, Ga.	UFA (LV)-21	16/4*
16	Meyers, Jakobi	WR	6-2	200	11/9/1996	3	North Carolina State	Lithonia, Ga.	FA-19	14/9
26	Michel, Sony	RB	5-11	215	2/17/1995	4	Georgia	Plantation, Fla.	D1b-18	9/6
2	Mills, Jalen	DB	6-0	191	4/6/1994	6	LSU	DeSoto, Texas	UFA (PHI)-21	15/15*
1	Newton, Cam	QB	6-5	245	5/11/1989	11	Auburn	College Park, Ga.	FA-20	15/15
80	Olszewski, Gunner	WR	6-0	190	11/26/1996	3	Bemidji State	Alvin, Texas	FA-19	13/2
21	Phillips, Adrian	DB	5-11	210	3/28/1992	8	Texas	Garland, Texas	UFA (LAC)-20	16/16
64	Redmond, Alex	OL	6-5	320	1/18/1995	5	UCLA	Cerritos, Calif.	FA-21	9/7*
51	Reynolds, LaRoy	LB	6-1	228	11/3/1990	9	Virginia	Norfolk, Va.	UFA (ATL)-21	16/0*
39	Ross, D'Angelo	DE	5-9	190	10/29/1993	2	New Mexico	La Puente, Calif.	FA-19	0*
55 #	Simon, John	DE	6-2	260	10/14/1990	9	Ohio State	Youngstown, Ohio	FA-18	16/16
18	Slater, Matthew	WR	6-0	205	9/9/1985	14	UCLA	Anaheim, Calif.	D5-08	16/0
82	Smith, Devin	WR	6-1	200	3/3/1992	5	Ohio State	Massillon, Ohio	FA-20	0*
81	Smith, Jonnu	TE	6-3	248	8/22/1995	5	Florida International	Ocala, Fla.	UFA (TEN)-21	15/14*

NEW ENGLAND PATRIOTS

52	Spence, Akeem	DL	6-1	303	11/29/1991	9	Illinois	Ft. Walton Beach, Fla.	FA-20	6/0
4	Stidham, Jarrett	QB	6-3	215	8/8/1996	3	Auburn	Stephenville, Texas	D4b-19	5/0
42	Taylor, J.J.	RB	5-6	185	1/4/1998	2	Arizona	Corono, Calif.	FA-20	6/0
92	Thurman, Nick	DL	6-4	305	6/12/1995	2	Houston	Dallas, Texas	FA-19	7/1
55	Uche, Josh	LB	6-3	245	9/18/1998	2	Michigan	Miami, Fla.	D2b-20	9/1
53	Van Ny, Kyle	LB	6-3	250	3/26/1991	8	Brigham Young	Reno, Nev.	FA-21	14/13*
38	Virgin, Dee	DB	5-9	195	10/29/1993	3	West Alabama	Donalsonville, Ga.	FA-20	0/0
45	Vitale, Dan	FB	6-0	239	10/26/1993	5	Northwestern	Wheaton, Ill.	UFA (GB)-20	0*
28	White, James	RB	5-10	205	2/3/1992	8	Wisconsin	Ft. Lauderdale, Fla.	D4b-14	14/0
33	Williams, Joejuan	CB	6-3	212	12/6/1997	3	Vanderbilt	Nashville, Tenn.	D2-19	15/0
50	Winovich, Chase	DL	6-3	250	4/19/1995	3	Michigan	Jefferson Hills, Pa.	D3a-19	16/9
91	Wise, Jr., Deatrich	DL	6-5	275	7/26/1994	5	Arkansas	Carrollton, Texas	D4-17	16/7
76	Wynn, Isaiah	OL	6-2	310	12/9/1995	4	Georgia	St. Petersburg, Fla.	D1a-18	10/10

* Adams played in eight games with Green Bay; Adebeyejo missed '20 season because of injury; Agholor played in 15 games with Las Vegas; Aguayo last active with Tampa Bay in '16; Anderson played in 16 games with New York Jets; Barnett missed '20 season because of injury; Bolden opted out of '20 season; Bourne played in 15 games with San Francisco; Brown played in five games with Las Vegas; Cajuste missed '20 season because of injury; Colbert played six games with New York Giants; Gaffney last active with Patriots in '16; Godchaux played five games with Miami; Henry played 14 games with Los Angeles Chargers; Hightower opted out of '20 season; Judon played 14 games with Baltimore; Karras played 16 games with Miami; King missed '20 season because of injury; LaCosse opted out of '20 season; Langi played 14 games with New York Jets; McMillan played 16 games with Las Vegas; Mills played 15 games with Philadelphia; Redmond played nine games with Cincinnati; Reynolds played 16 games with Atlanta; Ross inactive for one game in '20; D.Smith last active with Dallas in '19; J.Smith played 15 games with Tennessee; Vitale opted out of '20 season.

Unrestricted free agent; subject to developments

Players lost through free agency (five): DB Terrence Brooks (HOU, 14 games in '20); DL Adam Butler (MIA, 15); LB Brandon Copeland (ATL, six); WR Donte Moncrief (HOU, six); OL Joe Thuney (KC, 16).

Also played with Patriots in '20—WR Damiere Byrd (16 games), TE Ryan Izzo (12), WR Julian Edelman (six), OL Hjalte Froholdt (eight), DE Isaiah Mack (two), CB Jason McCourty (16), DL Derek Rivers (eight), TE Jordan Thomas (two), DL Xavier Williams (one).

FIRST-YEAR ROSTER

Name	Pos.	Ht.	Wt.	Birthdate	College	Hometown	How Acq.
Barmore, Christian	DL	6-5	310	7/28/1999	Alabama	Philadelphia, Pa.	D2
Berry, Rashod (1)	TE/DL	6-4	255	10/14/1996	Ohio State	Lorain, Ohio	FA-20
Bledsoe, Joshuah	S	5-11	201	12/30/1998	Missouri	Houston, Texas	D6a
Fansworth, Wes (1)	LS	6-1	240	4/10/1997	Nevada	Reno, Nev.	FA
Jones, Mac	QB	6-3	214	9/5/1998	Alabama	Jacksonville, Fla.	D1
McGrone, Cameron	LB	6-1	236	6/22/2000	Michigan	Indianapolis, Ind.	D5
Murray, Bill (1)	DL	6-4	265	7/3/1997	William & Mary	Morristown, N.J.	FA-20
Nixon, Tre	WR	6-2	180	1/26/1998	Central Florida	Viera, Fla.	D7
Nordin, Quinn	K	6-1	196	8/16/1998	Michigan	Rockford, Mich.	FA
Perkins, Ronnie	DL	6-3	253	9/29/1999	Oklahoma	St. Louis, Mo.	D3
Sherman, Will	OL	6-4	310	5/27/1999	Colorado	Allen, Texas	D6b
Stevenson, Rhamondre	RB	6-0	246	2/23/1998	Oklahoma	Las Vegas, Nev.	D4
Wilkerson, Kristian (1)	WR	6-1	201	1/10/1997	Southeast Missouri State	Memphis, Tenn.	FA-20
Woodard, Dustin (1)	OL	6-2	291	3/8/1998	Memphis	Chandler, Ariz.	D7-20
Zuber, Isaiah (1)	WR	6-0	190	4/15/1997	Mississippi State	Stone Mountain, Ga.	FA-20

The term **NFL Rookie** is defined as a player who is in his first season of professional football and has not been on the roster of another professional football team for any regular-season or postseason games. A **Rookie** is designated by an "R" on NFL rosters. Players who have been active in another professional football league or players who have NFL experience, including either preseason training camp or being on an Active List or Inactive List, or on Reserve/Injured or Reserve/Physically Unable to Perform for fewer than six regular-season games, are termed **NFL First-Year Players**. An **NFL First-Year Player** is designated by a "1" on NFL rosters. Thereafter, a player is credited with an additional year of experience for each season in which he accumulates six games on the Active List or Inactive List, or on Reserve/Injured or Reserve/Physically Unable to Perform.

Log on to www.patriots.com for an up-to-date roster.

NEW YORK JETS



American Football Conference East Division

1 Jets Drive
Florham Park, NJ 07932
Telephone: (973) 549-4800

Team Colors: Green and White

2021 SCHEDULE

PRESEASON

Aug. 14 at N.Y. Giants7:30 PM
Aug. 21 at Green Bay4:25 PM
Aug. 27 Philadelphia7:30 PM

REGULAR SEASON

Sept. 12 at Carolina1:00 PM
Sept. 19 **New England**1:00 PM
Sept. 26 at Denver4:05 PM
Oct. 3 **Tennessee**1:00 PM
Oct. 10 at Atlanta (London)9:30 AM
BYE
Oct. 24 at New England1:00 PM
Oct. 31 **Cincinnati**1:00 PM
Nov. 4 at Indianapolis (Thu)8:20 PM
Nov. 14 **Buffalo**1:00 PM
Nov. 21 **Miami**1:00 PM
Nov. 28 at Houston1:00 PM
Dec. 5 **Philadelphia**1:00 PM
Dec. 12 **New Orleans**1:00 PM
Dec. 18/19 at MiamiTBD
Dec. 26 **Jacksonville**1:00 PM
Jan. 2 **Tampa Bay**1:00 PM
Jan. 9 at Buffalo1:00 PM
** All times ET*

Stadium: MetLife Stadium
East Rutherford, NJ 07073
Opened: 2010
Capacity: 82,500
Playing Surface: FieldTurf Classic HD

Training Camp:
Atlantic Health Training Center
Florham Park, NJ 07932

CLUB OFFICIALS

Chairman: Robert Wood Johnson IV
Vice Chairman: Christopher W. Johnson
President: Hymie Elhai
General Manager: Joe Douglas
EVP and COO: Brian Friedman
SVP, Communications and Content: Eric Gelfand
SVP, Corporate Partnerships: Ian Lasher
SVP, Commercial Ticketing, Premium Partnerships & Marketing: Fred Mangione
VP, Premium Partnerships, Group, Inside Sales, & Service: Roberto Beltrami
VP, Content Strategy & Marketing: Jessica Ciccone
VP, Business Development + Ventures: Jeff Fernandez
VP, Ticket Sales and Service: Larry Fitzpatrick
VP, Executive Producer: Chris Gargano
Assistant General Manager: Rex Hogan
VP, Legal Affairs: Jill Kelley
VP, Marketing: Tim Kemp
VP, Community Relations: Jesse Linder
VP, Partner Management and Sponsorships: Jennifer Linn
VP, Finance & Analytics: John MacCarter
VP, Human Resources and Administration: Jessica Mandler
VP, Security and Facility Operations: Robert Mastroddi
VP, Events and Game Operations: Brian Mulligan
VP, Information Technology: Tom Murphy
VP, Communications: Jared Winley
Director, Player Personnel: Chad Alexander
Senior Football Advisor: Phil Savage
Sr. Director, Football Administration: David Socie
Director, College Scouting: Jon Carr
Director, Pro Personnel: Greg Nejmeh
Director, Football Analytics: Brian Shields
Director, Personnel Operations: Dan Zbojovsky
Player Personnel Executive: Zach Truty
National Scouts: Jay Mandolesi, Dom Green
College Scout: Andy Davis, Andrew Dollak,
Alonzo Dotson, Drew Morris, Chris Nolan, Johnathon Stigall
Assistant Director, Pro Scouting: Kevin Murphy
Pro Scout: Ray Agnew, Evan Ardoin
Player Personnel Asst.: Billy Bonneau, Dominic Esposito
Manager, Football Administration: Nick Sabella
Coordinator, Personnel Operations: Christina Wedding
Chief of Staff: Steve Scarnecchia
Director of High Performance: Dr. Brad DeWeese
Head Strength & Conditioning Coach: Mike Nicolini
Director of Sports Science: Dr. Matt Sams
Head Athletic Trainer: David Zuffelato
Asst. Director of High Performance: Dr. Robert Sausaman
Assistant Strength & Conditioning: Dr. Omar Ahmad, Aaron McLaurin
Assistant Athletic Trainer: Ezron Bryson
Associate Athletic Trainer: Bobby Daplyn
Physical Therapist/Athletic Trainer: Nico Locandro
Coordinator of Rehab: Greg Rosequist
Team Dietician: Nicolette Mense
Director, Football Operations: Aaron Degemess
Director, Equipment: Gus Granneman
Manager, Equipment: Vito Contento
Manager, Equipment: Jim Gallione
Director, Field and Grounds: Blake Hoerr
Director, Player Development: David Szott
Director, Video: Ryan O'Heir

COACHING HISTORY

New York Titans 1960-62 (422-527-8)

Records include postseason games

1960-61	Sammy Baugh14-14-0
1962	Clyde (Bulldog) Turner5-9-0
1963-73	Weeb Ewbank73-78-6
1974-75	Charley Winner*9-14-0
1975	Ken Shipp1-4-0
1976	Lou Holtz**3-10-0
1976	Mike Holovak0-1-0
1977-82	Walt Michaels41-49-1
1983-89	Joe Walton54-59-1
1990-93	Bruce Coslet26-39-0
1994	Pete Carroll6-10-0
1995-96	Rich Kotite4-28-0
1997-99	Bill Parcells30-20-0
2000	Al Groh9-7-0
2001-05	Herman Edwards41-44-0
2006-08	Eric Mangini23-26-0
2009-14	Rex Ryan50-52-0
2015-18	Todd Bowles24-40-0
2019-20	Adam Gase9-23-0

*Released after nine games in 1975
**Resigned after 13 games in 1976

PAID ATTENDANCE, 2020

Home 0 Away 26,414
Total 26,414
Single-game home record,
79,572 (11/19/06)
Single-season home record,
628,773 (2002)

2021 DRAFT CHOICES

Rd	Name	Pos	College
1	Zach Wilson	QB	Brigham Young
1	Alijah Vera-Tucker	G	Southern California
2	Elijah Moore	WR	Mississippi
4	Michael Carter	RB	North Carolina
5	Jamien Sherwood	LB	Auburn
5	Michael Carter II	DB	Duke
5	Jason Pinnoch	DB	Pittsburgh
6	Hamsah Nasiruddeen	LB	Florida St.
6	Brandin Echols	DB	Kentucky
6	Jonathan Marshall	DT	Arkansas

NEW YORK JETS

2020 TEAM RECORD

REGULAR SEASON (2-14)

Date	Opponent	Result
Sept. 13	at Buffalo	L 17-27
Sept. 20	SAN FRANCISCO	L 13-31
Sept. 27	at Indianapolis	L 7-36
Oct. 1	DENVER	L 28-37
Oct. 11	ARIZONA	L 10-30
Oct. 18	at Miami	L 0-24
Oct. 25	BUFFALO	L 10-18
Nov. 1	at Kansas City	L 9-35
Nov. 9	NEW ENGLAND	L 27-30
Nov. 22	at L.A. Chargers	L 28-34
Nov. 29	MIAMI	L 3-20
Dec. 6	LAS VEGAS	L 28-31
Dec. 13	at Seattle	L 3-40
Dec. 20	at L.A. Rams	W 23-20
Dec. 27	CLEVELAND	W 23-16
Jan. 3	at New England	L 14-28

SCORE BY PERIODS

Team	59	67	64	53	0	—	243
Opponents	100	141	103	113	0	—	457

2020 TEAM STATISTICS

	Team	Opp.
Total First Downs	269	381
Rushing	94	100
Passing	146	235
Penalty	29	46
3rd Down: Made/Att	70/206	90/202
3rd Down Pct.	34.0	44.6
4th Down: Made/Att	7/18	5/12
4th Down Pct.	38.9	41.7
Possession Avg.	27:54	32:06
Total Net Yards	4479	6201
Avg. Per Game	279.9	387.6
Total Plays	948	1081
Avg. Per Play	4.7	5.7
Net Yards Rushing	1683	1792
Avg. Per Game	105.2	112.0
Total Rushes	406	445
Net Yards Passing	2796	4409
Avg. Per Game	174.8	275.6
Sacked/Yards Lost	43/319	31/186
Gross Yards	3115	4595
Att./Completions	499/292	605/418
Completion Pct.	58.5	69.1
Had Intercepted	14	10
Punts/Average	82/43.9	54/42.1
Net Punting Avg.	82/37.2	54/38.3
Penalties/Yards	101/952	99/899
Fumbles/Ball Lost	8/5	22/9
Touchdowns	26	53
Rushing	9	16
Passing	16	34
Returns	1	3

2020 INDIVIDUAL STATISTICS

PASSING	Att	Cmp	Yds	Cmp%	Yds/Att	TD	TD%	Int	Int%	LG	Sk/Lost	Rtng
Darnold	364	217	2208	59.6	6.07	9	2.5	11	3.0	69t	35/234	72.7
Flacco	134	74	864	55.2	6.45	6	4.5	3	2.2	52	7/69	80.6
Crowder	1	1	43	100.0	43.00	1	100.0	0	0.0	43t	0/0	158.3
J.Smith	0	0	0	—	—	0	—	0	—	—	1/16	—
Team	499	292	3115	58.5	6.24	16	3.2	14	2.8	69t	43/319	75.9
Opponents	605	418	4595	69.1	7.60	34	5.6	10	1.7	54	31/186	103.2

SCORING	Tot	Ru	Rec	Rt	PAT	FG	Saf	Pts
Ficken	0	0	0	0	12/15	13/15	0	51
Crowder	6	0	6	0	0	0	36	
Castillo	0	0	0	0	6/7	8/13	0	30
Berrios	3	0	3	0	0	0	18	
Herdon	3	0	3	0	0	0	18	
Perriman	3	0	3	0	0	0	18	
McLaughlin	0	0	0	0	2/2	0/0	0	2
Adams	2	2	0	0	0	0	12	
Darnold	2	2	0	0	0	0	12	
Gore	2	2	0	0	0	0	12	
Johnson	2	1	1	0	0	0	12	
Perine	2	2	0	0	0	0	12	
Desir	1	0	0	1	0	0	6	
Luvu	0	0	0	0	1	2	2	
Mims	0	0	0	0	0	2	2	
Team	26	9	16	1	20/24	21/28	1	243
Opponents	53	16	34	3	50/52	29/35	1	457

2-Pt Conv: Mims. Team 1-2. Opponents 0-1.

RUSHING	No.	Yds	Avg	LG	TD
Gore	187	653	3.5	17	2
Johnson	54	254	4.7	34	1
Perine	64	232	3.6	20	2
Darnold	37	217	5.9	46t	2
Adams	29	157	5.4	25	2
Bell	19	74	3.9	13	0
Berrios	3	29	9.7	15	0
Flacco	6	22	3.7	9	0
Crowder	1	14	14.0	14	0
Ballage	3	13	4.3	5	0
Malone	1	12	12.0	12	0
Perriman	1	6	6.0	6	0
Wesco	1	0	0.0	0	0
Team	406	1683	4.1	46t	9
Opponents	445	1792	4.0	80t	16

RECEIVING	No.	Yds	Avg	LG	TD
Crowder	59	699	11.8	69t	6
Berrios	37	394	10.6	43t	3
Herdon	31	287	9.3	26	3
Perriman	30	505	16.8	53	3
Mims	23	357	15.5	30	0
J.Smith	17	167	9.8	21	0
Johnson	16	99	6.2	18t	1
Gore	16	89	5.6	9	0
Hogan	14	118	8.4	27	0
Perine	11	63	5.7	14	0
Griffin	9	86	9.6	23	0
Ballage	9	67	7.4	21	0
Adams	6	29	4.8	11	0
Malone	4	16	4.0	13	0
Bell	3	39	13.0	30	0
Cager	2	35	17.5	19	0
D.Brown	2	31	15.5	18	0
Scott	1	16	16.0	16	0
V.Smith	1	13	13.0	13	0
Wesco	1	5	5.0	5	0
Team	292	3115	10.7	69t	16
Opponents	418	4595	11.0	54	34

INTERCEPTIONS	No.	Yds	Avg	LG	TD
Desir	3	58	19.3	35t	1
Poole	2	15	7.5	13	0
Maye	2	0	0.0	0	0
Williamson	1	21	21.0	21	0
Hall	1	20	20.0	20	0
Maulet	1	20	20.0	20	0
Team	10	134	13.4	35t	1
Opponents	14	121	8.6	47t	3

PUNTING	No.	Yds	Avg	Net	TB	IN	LG	B
Mann	82	3598	43.9	37.2	5	19	60	0
Team	82	3598	43.9	37.2	5	19	60	0
Opponents	54	2272	42.1	38.3	6	22	65	2

PUNT RETURNS	Ret	FC	Yds	Avg	LG	TD
Berrios	10	24	86	8.6	18	0
Hogan	0	5	0	—	—	0
Team	10	29	86	8.6	18	0
Opponents	38	20	446	11.7	41	0

KICKOFF RETURNS	No.	Yds	Avg	LG	TD
Ballentine	12	314	26.2	66	0
Berrios	9	167	18.6	28	0
Malone	7	140	20.0	40	0
Johnson	5	94	18.8	25	0
A.Davis	2	43	21.5	27	0
Perine	2	22	11.0	18	0
V.Smith	2	23	11.5	16	0
D.Brown	1	0	0.0	0	0
Crowder	1	8	8.0	8	0
Team	41	811	19.8	66	0
Opponents	27	670	24.8	58	0

FIELD GOALS	1-19	20-29	30-39	40-49	50+
Ficken	0/0	5/5	6/6	1/1	1/3
Castillo	0/0	1/2	3/4	2/5	2/2
Team	0/0	6/7	9/10	3/6	3/5
Opponents	1/1	6/6	1/4	15/17	6/7

SACKS	No.
Williams	7.0
Basham	3.5
Franklin-Myers	3.0
Shepherd	2.5
Fatukasi	2.0
Hewitt	2.0
Huff	2.0
Jenkins	2.0
Luvu	2.0
Maye	2.0
Maulet	1.0
Poole	1.0
Anderson	0.5
Hager	0.5
Team	31.0
Opponents	43.0

NEW YORK JETS

RECORD HOLDERS

INDIVIDUAL RECORDS—CAREER

Category	Name	Performance
Rushing (Yds.)	Curtis Martin, 1998-2005	10,302
Passing (Yds.)	Joe Namath, 1965-76	27,057
Passing (TDs)	Joe Namath, 1965-76	170
Receiving (No.)	Don Maynard, 1960-72	627
Receiving (Yds.)	Don Maynard, 1960-72	11,732
Interceptions	Bill Baird, 1963-69	34
Punting (Avg.)	Curley Johnson, 1961-68	42.5
Punt Return (Avg.)	Dick Christy, 1961-63	16.2
Kickoff Return (Avg.)	Joe McKnight, 2010-12	29.0
Field Goals	Pat Leahy, 1974-91	304
Touchdowns (Tot.)	Don Maynard, 1960-72	88
Points	Pat Leahy, 1974-91	1,470
*Sacks	Mark Gastineau, 1979-88	74.0

INDIVIDUAL RECORDS—SINGLE SEASON

Category	Name	Performance
Rushing (Yds.)	Curtis Martin, 2004	1,697
Passing (Yds.)	Joe Namath, 1967	4,007
Passing (TDs)	Ryan Fitzpatrick, 2015	31
Receiving (No.)	Brandon Marshall, 2015	109
Receiving (Yds.)	Brandon Marshall, 2015	1,502
Interceptions	Dainard Paulson, 1964	12
Punting (Avg.)	Lachlan Edwards, 2017	46.6
Punt Return (Avg.)	Dick Christy, 1961	21.3
Kickoff Return (Avg.)	Joe McKnight, 2011	31.6
Field Goals	Jim Turner, 1968	34
Touchdowns (Tot.)	Thomas Jones, 2008	15
Points	Jim Turner, 1968	145
*Sacks	Mark Gastineau, 1984	22.0

INDIVIDUAL RECORDS—SINGLE GAME

Category	Name	Performance
Rushing (Yds.)	Isaiah Crowell, 10-7-18	219
Passing (Yds.)	Joe Namath, 9-24-72	496
Passing (TDs)	Joe Namath, 9-24-72	6
	Brett Favre, 9-28-08	6
Receiving (No.)	Clark Gaines, 9-21-80	17
Receiving (Yds.)	Don Maynard, 11-17-68	228
Interceptions	Many times	3
	Last time by Ty Law, 1-1-06	
Field Goals	Jason Myers, 10-14-18	7
Touchdowns (Tot.)	Wesley Walker, 9-21-86	4
Points	Wesley Walker, 9-21-86	24
	Jason Myers, 10-14-18	24
*Sacks	Mark Gastineau, 11-6-83, 9-2-84	4.0
	John Abraham, 11-4-01	4.0

**Sacks became an official statistic in 1982.*

2021 COACHING STAFF

Robert Saleh, Head Coach

Pro Career: Robert Saleh was named the head coach of the New York Jets by Vice Chairman Christopher Johnson on Jan. 19, 2021. Now in his 17th season coaching in the NFL, Saleh spent the last four seasons as the defensive coordinator with San Francisco (2017-20), previously coaching in the NFL with the Houston Texans (2005-10), Seattle Seahawks (2011-13) and Jacksonville Jaguars (2014-16). Since 2017, his defense ranked third in the league in passing yards allowed (211.4), holding opposing quarterbacks to the eighth-lowest completion percentage (62.9 percent), while producing Pro Bowl players at linebacker, cornerback and defensive line. The last two seasons, his unit led the

league in passing defense (188.6), ranking in the top 10 in passer rating allowed (85.8), completion percentage allowed (62.4 percent), tackles for loss (154) and defensive touchdowns (six).

Background: Tight end at Northern Michigan (1997-2000). Collegately coached at Michigan State (2002-03), Central Michigan (2004) and Georgia (2005).

Personal: Born Jan. 31, 1979, Dearborn, Mich.

ASSISTANT COACHES

Miles Austin, wide receivers; born June 30, 1984, Garfield, N.J. Wide receiver Monmouth 2002-05. Pro wide receiver Dallas Cowboys 2006-13, Cleveland Browns 2014, Philadelphia Eagles 2015. Pro coach: San Francisco 49ers 2019. Joined Jets in 2021.

John Benton, offensive line/run game coordinator; born Dec. 13, 1963, Durango, Colo. Offensive lineman Colorado State 1983-86. No pro playing experience. College coach: Colorado State 1987-90 and 1995-2003, California (Pa.) 1990-94. Pro coach: St. Louis Rams 2004-05, Houston Texans 2006-13, Miami Dolphins 2014-15, Jacksonville Jaguars 2016, San Francisco 49ers 2017-20. Joined Jets in 2021.

Brant Boyer, special teams coordinator; born June 27, 1971, Henefer, Utah. Linebacker Arizona 1992-93. Pro linebacker Miami Dolphins 1994, Jacksonville Jaguars 1995-2000, Cleveland Browns 2001-03. Pro coach: Indianapolis Colts 2012-15. Joined Jets in 2016.

NEW YORK JETS

Mack Brown, offensive assistant; born Sept. 15, 1986, Overland Park, Kan. Quarterback Colorado 2005 and Baker 2006-09. No pro playing experience. College coach: William Jewell 2010, Missouri 2012-14, Missouri State 2015-18. Pro coach: Joined Jets in 2019.

Matt Burke, director, game management; born March 25, 1976, Hudson, Mass. Safety Dartmouth 1994-97. No pro playing experience. College coach: Bridgton (Maine) Academy 1998-99, Boston College 2000-02, Harvard 2003. Pro coach: Tennessee Titans 2004-08, Detroit Lions 2009-13, Cincinnati Bengals 2014-15, Miami Dolphins 2016-18, Philadelphia Eagles 2019-20. Joined Jets in 2021.

Rob Calabrese, quarterbacks; born March 5, 1990. Quarterback Central Florida 2008-12. No pro playing experience. College coach: Central Florida 2013-15, Wagner 2016-18. Pro coach: Denver Broncos 2018-20. Joined Jets in 2021.

Taylor Embree, running backs; born Oct. 3, 1988, Denver, Colo. Wide receiver UCLA 2008-11. No pro playing experience. College coach: Nevada-Las Vegas 2012, UCLA 2013-14, Colorado 2020. Pro coach: Kansas City Chiefs 2016, San Francisco 49ers 2017-19. Joined Jets in 2021.

Michael Ghobrial, special teams assistant; born Feb. 9, 1988, Torrance, Calif. Defensive end UCLA 2006-07. No pro playing experience. College coach: UCLA 2009-13, Colorado Mesa 2015, Tarleton State 2016-17, Hawaii 2018-19, Washington State 2020. Pro coach: Joined Jets in 2021.

Greg Knapp, passing game specialist; born March 5, 1963, Long Beach, Calif. Quarterback Sacramento State 1982-85. No pro playing experience. College coach: Sacramento State 1986-90. Pro coach: San Francisco 49ers 1997-2003, Atlanta Falcons 2004-06 and 2018-20, Oakland Raiders 2007-08 and 2012, Seattle Seahawks 2009, Houston Texans 2010-11, Denver Broncos 2013-16. Joined Jets in 2021.

Mike LaFleur, offensive coordinator; born March 3, 1987, Mount Pleasant, Mich. Safety Elmhurst College 2005-08. No pro playing experience. College coach: Elmhurst 2009, Davidson 2010-13. Pro coach: Cleveland Browns 2014, Atlanta Falcons 2015-16, San Francisco 49ers 2017-20. Joined Jets in 2021.

Ricky Manning Jr., defensive assistant; born Nov. 18, 1980, Fresno, Calif. Cornerback UCLA 2000-02. Pro cornerback Carolina Panthers 2003-05, Chicago Bears 2006-07, St. Louis Rams 2008, Florida Tuskers/Virginia Destroyers (UFL) 2009-11. College coach: Fresno City College 2013-14, Fresno State 2015. Pro coach: Seattle Seahawks 2016-17. Joined Jets in 2021.

Marquand Manuel, defensive backs/safeties; born July 11, 1979, Miami, Fla. Defensive back Florida 1998-2001. Pro defensive back Cincinnati Bengals 2002-03, Seattle Seahawks 2004-05, Green Bay Packers 2006, Carolina Panthers 2007, Denver Broncos 2008, Detroit Lions 2009. Pro coach: Seattle Seahawks 2012-14, Atlanta Falcons 2015-18, Philadelphia Eagles 2020. Joined Jets in 2021.

Ron Middleton, tight ends; born July 17, 1965, Atmore, Ala. Tight end Auburn 1982-85. Pro tight end Atlanta Falcons 1986-87, Washington Redskins 1988 and 1990-93, Cleveland Browns 1989, Los Angeles Rams 1994, San Diego Chargers 1995. College coach: Troy 1997-98, Mississippi 1999-2003, Alabama 2007, Duke 2008-12. Pro coach: Tampa Bay Buccaneers 2004-06, Jacksonville Jaguars 2013-20. Joined Jets in 2021.

Jake Moreland, assistant offensive line; born Jan. 18, 1977, Milwaukee, Wis. Tight end Western Michigan 1996-99. Pro tight end New York Jets 2000, Cleveland Browns 2001. College coach: Elmhurst College 2003, St. Joseph's College 2004, Syracuse 2015, Air Force 2012-14 and 2016, Western Michigan 2005-11 and 2017-20. Pro coach: Joined Jets in 2021.

Tony Oden, senior defensive assistant/cornerbacks; born June 30, 1973, Cleveland Heights, Ohio. Linebacker Baldwin-Wallace 1992-95. No pro playing experience. College coach: Millersville 1996, Boston College 1997, Army 1998-99, East Carolina 2000-02, Eastern Michigan 2003. Pro coach: Houston Texans 2004-05, New Orleans Saints 2006-11, Jacksonville Jaguars 2012, Tampa Bay Buccaneers 2013, Detroit Lions 2014-17, Miami Dolphins 2018-19, San Francisco 49ers 2020. Joined Jets in 2021.

Nathan Ollie, assistant defensive line; born Jan. 8, 1992, Chicago, Ill. Defensive line Ball State 2010-13. No pro playing experience. College coach: Tennessee 2015-17, Eastern Kentucky 2018. Pro coach: Philadelphia Eagles 2019-20. Joined Jets in 2021.

Hayes Pullard III, defensive assistant; born April 18, 1992, Inglewood, Calif. Linebacker Southern California 2011-14. Pro linebacker Cleveland Browns 2015, Jacksonville Jaguars 2015-16, Los Angeles Chargers 2017-18, Arizona Cardinals 2019, Philadelphia Eagles 2019. College coach: Southern California 2020. Pro coach: Joined Jets in 2021.

Mike Rutenberg, linebackers; born Oct. 29, 1981, Washington, D.C. No college or pro playing experience. College coach: UCLA 2006-08, New Mexico State 2009-12. Pro coach: Washington Redskins 2003-05, Jacksonville Jaguars 2013-19, San Francisco 49ers 2020. Joined Jets in 2021.

Jeff Ulbrich, defensive coordinator; born Feb. 17, 1977, San Jose, Calif. Linebacker Hawaii 1998-2000. Pro linebacker San Francisco 49ers 2000-09. Pro coach: Seattle Seahawks 2010-11, Atlanta Falcons 2015-20. Joined Jets in 2021.

Billy VandeMerkt, offensive assistant; born April 14, 1991, Chicago, Ill. Quarterback St. Joseph's College 2010-13. No pro playing experience. College coach: St. Joseph's College 2014, Southwest Minnesota State 2014, West Florida, 2015-16, Western Michigan 2017-19, Lenoir-Rhyne 2020. Pro coach: Joined Jets in 2021.

Chip Vaughn, defensive assistant; born Oct. 26, 1985, Goldsboro, N.C. Safety Wake Forest 2004-07. Pro safety New Orleans Saints 2009, Indianapolis Colts 2010, Carolina Panthers 2011, Saskatchewan Roughriders (CFL) 2013-14. College coach: Winston-Salem State 2015, Fayetteville State 2016-17, Air Force 2018-19. Pro coach: New Orleans Saints 2018 (Bill Walsh Diversity Coaching Fellowship). Joined Jets in 2020.

Leon Washington, special teams assistant; born Aug. 29, 1982, Jacksonville, Fla. Running back Florida State 2002-05. Pro running back/return specialist New York Jets 2006-09, Seattle Seahawks 2010-12, New England Patriots 2013, Tennessee Titans 2013-14. Pro coach: Detroit Lions 2019-20. Joined Jets in 2021.

Aaron Whitecotton, defensive line; born Nov. 25, 1981, Charlotte, N.C. Center South Carolina 2000-01. No pro playing experience. College coach: New Mexico State 2012. Pro coach: Jacksonville Jaguars 2013-16, Buffalo Bills 2017-19, San Francisco 49ers 2020. Joined Jets in 2021.

NEW YORK JETS

2021 VETERAN ROSTER

No.	Name	Pos.	Ht.	Wt.	Birthdate	NFL Exp.	College	Hometown	How Acq.	'20 Games/ Starts
36	Adams, Josh	RB	6-2	225	10/29/96	4	Notre Dame	Warrington, Pa.	FA-'19	8/0
31	Austin, Bless	CB	6-1	198	7/19/96	3	Rutgers	Queens, N.Y.	D6-'19	11/10
27	Ballentine, Corey	CB	6-0	191	4/13/96	3	Washburn	Topeka, Kan.	W(NYG)-'20	15/2*
77	Becton, Mekhi	OL	6-7	363	4/18/99	2	Louisville	Highland Springs, Va.	D1-'20	14/13
10	Berrios, Braxton	WR	5-9	190	10/6/95	4	Miami (Fla.)	Raleigh, N.C.	W(NE)-'19	16/2
87	Brown, Daniel	TE	6-5	247	5/26/92	5	James Madison	Windsor, Va.	UFA(CHI)-'19	16/1
15	Cager, Lawrence	WR	6-5	220	8/20/97	2	Georgia	Baltimore, Md.	FA-'20	2/1
53	Cashman, Blake	LB	6-1	237	5/10/96	3	Minnesota	Eden Prairie, Minn.	D5-'19	4/1
72	Clark, Cameron	OL	6-4	308	11/16/97	2	Charlotte	Greensboro, N.C.	D4c-'20	0*
88	Cole, Keelan	WR	6-1	194	4/20/93	5	Kentucky Wesleyan	Louisville, Ky.	UFA(JAX)-'21	16/5*
23	Coleman, Blake	RB	6-1	210	4/16/93	7	Indiana	Oak Forest, Ill.	UFA(SF)-'21	8/1*
82	Crowder, Jamison	WR	5-9	177	6/17/93	7	Duke	Monroe, N.C.	UFA(WAS)-'19	12/7
99	Curry, Vinny	DL	6-3	279	6/30/88	10	Marshall	Neptune, N.J.	UFA(PHI)-'21	11/3*
21	Davis, Ashtyn	S	6-1	202	10/10/96	2	California	Santa Cruz, Calif.	D3a-'20	10/6
84	Davis, Corey	WR	6-3	209	1/11/95	5	Western Michigan	Wheaton, Ill.	UFA(TEN)-'21	14/12*
52	Davis, Jarrad	LB	6-1	245	11/16/94	5	Florida	Kingsland, Ga.	UFA(DET)-'21	14/4*
56	Dawkins, Noah	LB	6-1	235	8/13/97	2	The Citadel	Spartanburg, S.C.	FA-'20	5/0
70	Edoga, Chuma	OL	6-3	308	5/25/97	3	Southern California	Atlanta, Ga.	D3b-'19	11/4
76	Fant, George	OL	6-5	322	7/19/92	6	Western Kentucky	Bowling Green, Ky.	UFA(SEA)-'20	14/14
94	Fatukasi, Folorunso	DL	6-4	318	3/4/95	4	Connecticut	Far Rockaway, N.Y.	D6b-'18	15/8
67	Feeney, Dan	OL	6-4	310	5/29/94	5	Indiana	Orland Park, Ill.	UFA(LAC)-'21	16/16*
9	Ficken, Sam	K	6-1	192	12/14/92	3	Penn State	Valparaiso, Ind.	FA-'19	9/0
54	Finch, Sharif	LB	6-4	250	10/1/95	3	Temple	Henrico, Va.	FA-'20	3/0
91	Franklin-Myers, John	DL	6-4	288	9/26/96	4	Stephen F. Austin	Greenville, Texas	W(LAR)-'19	15/2
86	Griffin, Ryan	TE	6-6	255	1/11/90	9	Connecticut	Londonderry, N.H.	FA-'19	15/6
40	Guidry, Javelin	CB	5-9	191	8/6/98	2	Utah	Murietta, Calif.	FA-'20	11/2
37	Hall, Bryce	CB	6-1	202	11/5/97	2	Virginia	Harrisburg, Pa.	D5-'20	8/7
34	Hardee, Justin	CB	6-1	200	2/7/94	5	Illinois	Cleveland, Ohio	UFA(NO)-'21	10/0*
49	Hassell, J.T.	S	5-11	200	8/14/95	2	Florida Tech	Astronaut, Fla.	FA-'20	3/0
42	Hennessy, Thomas	LS	6-2	246	6/11/94	5	Duke	Bardonia, N.Y.	T(IND)-'17	16/0
89	Herndon, Chris	TE	6-4	253	2/23/96	4	Miami (Fla.)	Norcross, Ga.	D4-'18	16/13
47	Huff, Bryce	DL	6-3	255	4/17/98	2	Memphis	Mobile, Ala.	FA-'20	14/0
39	Jackson, Bennett	S	6-0	192	9/16/91	4	Notre Dame	Hazlet, N.J.	W(BAL)-'19	4/0
38	Jackson, Lamar	CB	6-2	208	4/13/98	2	Nebraska	Elk Grove, Calif.	FA-'20	13/6
25	Johnson, Ty	RB	5-10	26	9/17/97	3	Maryland	Cumberland, Md.	W(DET)-'20	13/1*
29	Joyner, Lamaricus	S	5-8	185	11/27/90	8	Florida State	Miami, Fla.	UFA(LV)-'21	14/6*
81	Kroft, Tyler	TE	6-6	252	10/15/92	7	Rutgers	Downington, Pa.	UFA(BUF)-'21	10/4*
58	Lawson, Carl	DL	6-2	265	6/29/95	5	Auburn	Alpharetta, Ga.	UFA(CIN)-'21	16/11*
65	Levin, Corey	OL	6-4	307	8/12/94	4	Chattanooga	Dacula, Ga.	FA-'21	0*
71	Lewis, Alex	OL	6-6	305	4/21/92	6	Nebraska	Tempe, Ariz.	T(BAL)-'19	9/9
83	Malone, Josh	WR	6-3	205	3/21/96	3	Tennessee	Gallatin, Tenn.	FA-'19	4/0
7	Mann, Braden	P	5-11	198	11/24/97	2	Texas A&M	Houston, Texas	D6-'20	16/0
20	Maye, Marcus	S	6-0	207	3/9/93	5	Florida	Melbourne, Fla.	D2-'17	16/16
69	McDermott, Conor	OL	6-8	310	10/19/92	5	UCLA	Nashville, Tenn.	W(BUF)-'19	15/1
60	McGovern, Connor	OL	6-4	306	4/27/93	6	Missouri	Fargo, N.D.	UFA(DEN)-'20	16/16
11	Mims, Denzel	WR	6-3	207	10/10/97	2	Baylor	Daingerfield, Texas	D2-'20	9/8
14	Montgomery, D.J.	WR	6-1	201	11/17/96	2	Austin Peay State	Durant, Miss.	W(CLE)-'20	0*
4	Morgan, James	QB	6-4	229	2/28/97	2	Florida International	Green Bay, Wis.	D4b-'20	0*
57	Mosley, C.J.	LB	6-2	250	6/19/92	7	Alabama	Mobile, Ala.	UFA(BAL)-'19	0*
61	Murray, Jimmy	OL	6-5	305	5/5/95	2	Holy Cross	Wilmette, Ill.	FA-'19	0*
22	Perine, La'Mical	RB	5-11	216	1/30/98	2	Florida	Mobile, Ala.	D4a-'20	10/0
43	Phillips, Del'Shawn	LB	6-2	230	10/9/96	2	Illinois	Detroit, Mich.	FA-'21	2/0*
93	Phillips, Kyle	DL	6-4	277	5/5/97	3	Tennessee	Nashville, Tenn.	FA-'19	7/3
98	Rankins, Sheldon	DL	6-2	305	4/2/94	6	Louisville	Covington, Ga.	UFA(NO)-'21	12/1*
97	Shepherd, Nathan	DL	6-4	315	10/9/93	4	Fort Hays State	Ajax, Canada	D3-'18	14/3
79	Smart, Tanzel	DL	6-1	295	11/6/94	4	Tulane	Baton Rouge, La.	FA-'20	3/0
16	Smith, Jeff	WR	6-1	195	4/21/97	2	Boston College	St. Petersburg, Fla.	FA-'19	11/5
17	Smith, Vyncint	WR	6-3	202	6/9/96	4	Limestone College	Columbia, S.C.	FA-'19	7/0
62	Van Roten, Greg	OL	6-3	305	2/26/90	7	Pennsylvania	Mineola, N.Y.	UFA(CAR)-'20	13/13
35	Walter, Austin	RB	5-8	190	8/17/96	2	Rice	Crosby, Texas	W(SF)-'21	4/0*
85	Wesco, Trevon	TE	6-3	267	9/12/95	3	West Virginia	Martinsburg, W. Va.	D4-'19	12/4
8	White, Mike	QB	6-5	218	3/25/95	3	Western Kentucky	Pembroke Pines, Fla.	FA-'19	0*
95	Williams, Quinnen	DL	6-3	303	12/20/97	3	Alabama	Birmingham, Ala.	D1-'19	13/13
92	Zuniga, Jabari	DL	6-3	264	8/14/97	2	Florida	Marietta, Ga.	D3b-'20	8/0

NEW YORK JETS

* Ballentine played nine games with New York Giants and six games with Jets; Clark inactive with Jets during '20 season; Cole played 16 games with Jacksonville; Coleman played eight games with San Francisco; Coley played six games with Arizona; Curry played 11 games with Philadelphia; C.Davis played 14 games with Tennessee; J.Davis played 14 games with Detroit; Feeney played 16 games with Los Angeles Chargers; Hardee played 10 games with New Orleans; Johnson played two games with Detroit and 11 games with Jets; Joyner played 14 games with Las Vegas; Kroft played 10 games with Buffalo; Lawson played 16 games with Cincinnati; Levin last active with Tennessee in '18; Montgomery spent '20 season on practice squad; Morgan inactive for 16 games; Mosley opted out of '20 season; Murray inactive or did not play in '20; D.Phillips played two games with Buffalo; Rankins played 12 games with New Orleans; Walter played four games with San Francisco; White did not play in '20.

Traded: QB Sam Darnold (12 games in '20) to Carolina.

Players lost through free agency (seven): OL Josh Andrews (ATL, 15 games in '20); LB Tarell Basham (DAL, 16); OL Pat Elflein (CAR, six); S Matthias Farley (TEN, 16); QB Joe Flacco (PHI, five); LB Jordan Jenkins (HOU, 12); WR Breshad Perriman (DET, 12).

Also played with Jets in '20—DL Henry Anderson (16 games), RB Kalen Ballage (three), RB Le'Veon Bell (two), K Sergio Castillo (six), Marqui Christian (one), CB Pierre Desir (nine), Nate Hairston (two); LB Neville Hewitt (16), Chris Hogan (five); LB Harvey Langi (14); LB Frankie Luvu (13); K Chase McLaughlin (one); DL Steve McLendon (six); LB Alec Ogletree (two); WR Jaleel Scott (one); LB Brady Sheldon (two); Avery Williamson (seven); LB Jordan Williams (two); CB Quincy Wilson (three).

FIRST-YEAR ROSTER

Name	Pos.	Ht.	Wt.	Birthdate	College	Hometown	How Acq.
Bailey, Manasseh (1)	WR	6-1	195	6/27/97	Morgan State	District Heights, Md.	FA-'20
Campbell, Elijah (1)	CB	5-11	190	8/24/95	Northern Iowa	St. Paul, Minn.	FA-'20
Carter II, Michael	DB	5-10	184	3/8/99	Duke	Douglasville, Ga.	D5b
Carter, Michael	RB	5-8	201	5/7/99	North Carolina	Navarre, Fla.	D4
Cole, Matt (1)	WR	5-10	197	11/7/96	McKendree	Chicago, Ill.	W(SF)
Dunn, Isaiah	CB	6-0	193	3/5/97	Oregon State	Antioch, Calif.	FA
Dwumfour, Michael	DL	6-1	296	1/1/98	Rutgers	Scotch Plains, N.J.	FA
Echols, Brandin	CB	5-10	179	10/16/97	Kentucky	Southaven, Miss.	D6b
Eifler, Milo	LB	6-2	228	2/13/98	Illinois	Berkley, Calif.	FA
Ferguson, Parker	OL	6-4	306	5/16/99	Air Force	Greenwood, Ind.	FA
Hermanns, Grant	OL	6-7	300	3/5/98	Purdue	Albuquerque, N.M.	FA
Hoge, Tristen	OL	6-5	310	4/23/97	Brigham Young	Pocatello, Idaho	FA
Lewis, Zane (1)	CB	6-1	190	4/6/98	Air Force	Richmond, Va.	W(ARI)-'20
Marshall, Jonathan	DL	6-3	310	9/16/97	Arkansas	Shepherd, Texas	D6c
Moore, Elijah	WR	5-10	178	3/27/00	Mississippi	Ft. Lauderdale, Fla.	D2
Naggar, Chris	K	6-1	195	12/9/97	Southern Methodist	Arlington, Texas	FA
Nasirideen, Hamsah	LB	6-3	215	1/23/99	Florida State	Concord, N.C.	D6a
Peters, Jordyn	S	6-1	200	5/2/99	Auburn	Muscle Shoals, Ala.	FA
Pinnock, Jason	CB	6-0	205	6/30/99	Pittsburgh	Windsor, Conn.	D5c
Rashed, Hamilcar	DL	6-2	251	1/2/98	Oregon State	Phoenix, Ariz.	FA
Saltes, Teton	OL	6-5	300	5/4/98	New Mexico	Albuquerque, N.M.	FA
Sherwood, Jamien	LB	6-2	216	1/12/00	Auburn	Jensen Beach, Fla.	D5a
Vera-Tucker, Alijah	OL	6-5	308	6/17/99	Southern California	Oakland, Calif.	D1b
White, Brendon	LB	6-1	215	9/9/98	Rutgers	Powell, Ohio	FA
Wilson, Zach	QB	6-2	214	8/3/99	Brigham Young	Draper, Utah	D1a
Yeboah, Kenny	TE	6-4	250	10/30/98	Mississippi	Allentown, Pa.	FA

The term **NFL Rookie** is defined as a player who is in his first season of professional football and has not been on the roster of another professional football team for any regular-season or postseason games. A **Rookie** is designated by an "R" on NFL rosters. Players who have been active in another professional football league or players who have NFL experience, including either preseason training camp or being on an Active List or Inactive List, or on Reserve/Injured or Reserve/Physically Unable to Perform for fewer than six regular-season games, are termed **NFL First-Year Players**. An **NFL First-Year Player** is designated by a "1" on NFL rosters. Thereafter, a player is credited with an additional year of experience for each season in which he accumulates six games on the Active List or Inactive List, or on Reserve/Injured or Reserve/Physically Unable to Perform.

Log on to www.newyorkjets.com for an up-to-date roster.

PITTSBURGH STEELERS

2020 TEAM RECORD

REGULAR SEASON (12-4)

Date	Opponent	Result
Sept. 14	at N.Y. Giants	W 26-16
Sept. 20	DENVER	W 26-21
Sept. 27	HOUSTON	W 28-21
Oct. 11	PHILADELPHIA	W 38-29
Oct. 18	CLEVELAND	W 38-7
Oct. 25	at Tennessee	W 27-24
Nov. 1	at Baltimore	W 28-24
Nov. 8	at Dallas	W 24-19
Nov. 15	CINCINNATI	W 36-10
Nov. 22	at Jacksonville	W 27-3
Dec. 2	BALTIMORE	W 19-14
Dec. 7	WASHINGTON	L 17-23
Dec. 13	at Buffalo	L 15-26
Dec. 21	at Cincinnati	L 17-27
Dec. 27	INDIANAPOLIS	W 28-24
Jan. 3	at Cleveland	L 22-24

POSTSEASON (0-1)

Jan. 10	CLEVELAND	L 37-48
---------	-----------	---------

SCORE BY PERIODS

Team	62	154	68	132	0	—	416
Opponents	54	115	66	77	0	—	312

2020 TEAM STATISTICS

	Team	Opp.
Total First Downs	322	281
Rushing	81	94
Passing	206	163
Penalty	35	24
3rd Down: Made/Att	97/230	83/222
3rd Down Pct.	42.2	37.4
4th Down: Made/Att	10/19	5/20
4th Down Pct.	52.6	25.0
Possession Avg.	30:49	29:11
Total Net Yards	5354	4893
Avg. Per Game	334.6	305.8
Total Plays	1043	996
Avg. Per Play	5.1	4.9
Net Yards Rushing	1351	1783
Avg. Per Game	84.4	111.4
Total Rushes	373	414
Net Yards Passing	4003	3110
Avg. Per Game	250.2	194.4
Sacked/Yards Lost	14/126	56/384
Gross Yards	4129	3494
Att./Completions	656/428	526/298
Completion Pct.	65.2	56.7
Had Intercepted	11	18
Punts/Average	77/45.1	81/45.7
Net Punting Avg.	77/39.6	81/41.0
Penalties/Yards	81/691	103/980
Fumbles/Ball Lost	22/7	18/9
Touchdowns	50	36
Rushing	12	13
Passing	35	22
Returns	3	1

2020 INDIVIDUAL STATISTICS

PASSING	Att	Cmp	Yds	Cmp%	Yds/Att	TD	TD%	Int	Int%	LG	Sk/Lost	Rtng
Roethlisberger	608	399	3803	65.6	6.25	33	5.4	10	1.6	84†	13/118	94.1
Rudolph	43	25	324	58.1	7.53	2	4.7	1	2.3	47	1/8	87.7
Dobbs	5	4	2	80.0	0.40	0	0.0	0	0.0	3	0/0	79.2
Team	656	428	4129	65.2	6.29	35	5.3	11	1.7	84†	14/126	93.5
Opponents	526	298	3494	56.7	6.64	22	4.2	18	3.4	73†	56/384	76.7

TD		TD		TD		TD		
SCORING	Tot	Ru	Rec	Rt	PAT	FG	Saf	Pts
Boswell	0	0	0	0	34/38	19/20	0	91
Claypool	11	2	9	0	0	0	0	66
Smith-Schuster	9	0	9	0	0	0	0	56
D. Johnson	7	0	7	0	0	0	0	42
Conner	6	6	0	0	0	0	0	36
Ebron	5	0	5	0	0	0	0	32
Washington	5	0	5	0	0	0	0	30
Snell	4	4	0	0	0	0	0	24
Wright	0	0	0	0	7/7	4/4	0	19
Fitzpatrick	1	0	0	1	0	0	0	6
Haden	1	0	0	1	0	0	0	6
Spillane	1	0	0	1	0	0	0	6
D. Watt	0	0	0	0	1	2	0	2
Team	50	12	35	3	41/45	23/24	1	416
Opponents	36	13	22	1	32/33	20/24	0	312

2-Pt Conv: Ebron, Smith-Schuster. Team 2-5.
Opponents 2-3.

RUSHING	No.	Yds	Avg	LG	TD
Conner	169	721	4.3	59	6
Snell	111	368	3.3	30	4
McFarland	33	113	3.4	20	0
McCloud	4	65	16.3	58	0
Samuels	9	28	3.1	6	0
Dobbs	2	20	10.0	13	0
Claypool	10	16	1.6	8	2
D. Johnson	3	15	5.0	9	0
Roethlisberger	25	11	0.4	11	0
Rudolph	7	-6	-0.9	1	0
Team	373	1351	3.6	59	12
Opponents	414	1783	4.3	74†	13

RECEIVING	No.	Yds	Avg	LG	TD
Smith-Schuster	97	831	8.6	31†	9
D. Johnson	88	923	10.5	47	7
Claypool	62	873	14.1	84†	9
Ebron	56	558	10.0	27	5
Conner	35	215	6.1	18	0
Washington	30	392	13.1	50†	5
McCloud	20	77	3.9	13	0
McDonald	15	99	6.6	15	0
Snell	10	61	6.1	14	0
Samuels	9	46	5.1	12	0
McFarland	6	54	9.0	17	0
Team	428	4129	9.6	84†	35
Opponents	298	3494	11.7	73†	22

INTERCEPTIONS	No.	Yds	Avg	LG	TD
Fitzpatrick	4	77	19.3	37	1
Hilton	3	5	1.7	8	0
Haden	2	38	19.0	24	1
Te.Edmunds	2	11	5.5	7	0
Nelson	2	3	1.5	3	0
Spillane	1	33	33.0	33†	1
Highsmith	1	2	2.0	2	0
Heyward	1	0	0.0	0	0
Sutton	1	0	0.0	0	0
T.Watt	1	0	0.0	0	0
Team	18	169	9.4	37	3
Opponents	11	221	20.1	53	1

PUNTING	No.	Yds	Avg	Net TB	In20	LG	B	
Berry	57	2609	45.8	40.5	3	23	62	0
Colquitt	20	861	43.1	37.2	2	6	59	0
Team	77	3470	45.1	39.6	5	29	62	0
Opponents	81	3701	45.7	41.0	1	24	67	0

PUNT RETURNS	Ret	FC	Yds	Avg	LG	TD
McCloud	29	19	298	10.3	57	0
D. Johnson	8	2	58	7.3	18	0
Haden	0	1	0	---	---	0
Team	37	22	356	9.6	57	0
Opponents	32	27	320	10.0	73	0

KICKOFF RETURNS	No.	Yds	Avg	LG	TD
McCloud	28	646	23.1	49	0
D. Johnson	1	24	24.0	24	0
Team	29	670	23.1	49	0
Opponents	41	908	22.1	64	0

FIELD GOALS	1-19	20-29	30-39	40-49	50+
Boswell	0/0	5/5	6/6	7/8	1/1
Wright	0/0	1/1	1/1	2/2	0/0
Team	0/0	6/6	7/7	9/10	1/1
Opponents	0/0	5/5	6/6	7/8	2/5

SACKS	No.
T.Watt	15.0
Tuitt	11.0
Dupree	8.0
Heyward	4.0
Hilton	3.0
V.Williams	3.0
Alualu	2.0
Highsmith	2.0
Spillane	2.0
Bush	1.0
Te.Edmunds	1.0
Elliott	1.0
Sutton	1.0
Williamson	1.0
Wormley	1.0
Team	56.0
Opponents	14.0

PITTSBURGH STEELERS

RECORD HOLDERS

INDIVIDUAL RECORDS—CAREER

Category	Name	Performance
Rushing (Yds.)	Franco Harris, 1972-83	11,950
Passing (Yds.)	Ben Roethlisberger, 2004-20	60,348
Passing (TDs)	Ben Roethlisberger, 2004-20	396
Receiving (No.)	Hines Ward, 1998-2011	1,000
Receiving (Yds.)	Hines Ward, 1998-2011	12,083
Interceptions	Mel Blount, 1970-83	57
Punting (Avg.)	Bobby Joe Green, 1960-61	45.7
Punt Return (Avg.)	Bobby Gage, 1949-50	14.9
Kickoff Return (Avg.)	Lynn Chandnois, 1950-56	29.6
Field Goals	Gary Anderson, 1982-94	309
Touchdowns (Tot.)	Franco Harris, 1972-83	100
Points	Gary Anderson, 1982-94	1,343
*Sacks	James Harrison, 2002-12, 2014-17	80.5

INDIVIDUAL RECORDS—SINGLE SEASON

Category	Name	Performance
Rushing (Yds.)	Barry Foster, 1992	1,690
Passing (Yds.)	Ben Roethlisberger, 2018	5,129
Passing (TDs)	Ben Roethlisberger, 2018	34
Receiving (No.)	Antonio Brown, 2015	136
Receiving (Yds.)	Antonio Brown, 2015	1,834
Interceptions	Mel Blount, 1975	11
Punting (Avg.)	Bobby Joe Green, 1961	47.0
Punt Return (Avg.)	Bobby Gage, 1949	16.0
Kickoff Return (Avg.)	Lynn Chandnois, 1952	35.2
Field Goals	Chris Boswell, 2017	35
Touchdowns (Tot.)	Willie Parker, 2006	16
Points	Chris Boswell, 2017	142
*Sacks	James Harrison, 2008	16.0

INDIVIDUAL RECORDS—SINGLE GAME

Category	Name	Performance
Rushing (Yds.)	Le'Veon Bell, 12-11-16	236
Passing (Yds.)	Ben Roethlisberger, 10-26-14	522
Passing (TDs)	Ben Roethlisberger, 10-26-14, 11-2-14	6
Receiving (No.)	Antonio Brown, 11-8-15	17
Receiving (Yds.)	Antonio Brown, 11-8-15	284
Interceptions	Jack Butler, 12-13-53	**4
Field Goals	Gary Anderson, 10-23-88	6
	Jeff Reed, 12-1-02	6
	Chris Boswell, 12-18-16	6
Touchdowns (Tot.)	Ray Mathews, 10-17-54	4
	Roy Jefferson, 11-3-68	4
	Chase Claypool, 10-11-20	4
Points	Ray Mathews, 10-17-54	24
	Roy Jefferson, 11-3-68	24
	Chase Claypool, 10-11-20	24
*Sacks	Chad Brown, 10-13-96	4.5

*Sacks became an official statistic in 1982. **NFL Record

2021 COACHING STAFF

Mike Tomlin, Head Coach

Pro Career. Named the 16th head coach in Steelers history when he replaced Bill Cowher on Jan. 22, 2007. Became the youngest coach (36 years, 323 days) in NFL history to win a Super Bowl when the Steelers defeated the Arizona Cardinals, 27-23, in Super Bowl XLIII on Feb. 1, 2009. Tomlin reached the playoffs four times in his first five seasons and he is the only coach in Steelers history to win division titles each of his first two seasons. In his 14 years as head coach of the Steelers, Tomlin has led Pittsburgh to seven AFC North titles, most recently in 2020, and has guided the Steelers to the playoffs nine times, including two trips to the Super Bowl (XLIII and XLV).

He has led Pittsburgh to a 145-78-1 record in the regular season since becoming the team's head coach in 2007 — the second-best record in the NFL during that time span. His 145-78-1 regular-season record (.650) is the best start in franchise history. Tomlin secured his 14th straight non-losing season with the Steelers' eighth win in 2020, a 24-19 victory at Dallas in Week 9, a streak dating back to his first season as the team's head coach in 2007. Tomlin is one of two head coaches in NFL history to begin a head-coaching tenure with at least 14 consecutive non-losing seasons, joining Marty Schottenheimer (14, 1984-97). In 2020 Tomlin's club won its seventh AFC North title. No other head coach has won the AFC North

more than four times. In 2008, Tomlin directed the Steelers to a 12-4 record, winning his second-consecutive AFC North title. That season culminated with a Super Bowl triumph, making Tomlin one of only seven coaches in league history to win a Super Bowl within his first two seasons as an NFL head coach. In his first season, Tomlin guided the Steelers to a 10-6 record and their first AFC North title since 2004. Tomlin was the Minnesota Vikings' defensive coordinator in 2006 after spending the previous five seasons (2001-05) as defensive backs coach for the Tampa Bay Buccaneers. Tomlin coached one of the top defensive backfields in the NFL for the Buccaneers, culminating with its performance in

PITTSBURGH STEELERS

Super Bowl XXXVII. The secondary recorded four interceptions, returning two for touchdowns, to help Tampa Bay capture the franchise's first Super Bowl title. Tomlin served two seasons as the defensive backs coach at the University of Cincinnati (1999-2000) before going to Tampa Bay. Prior to joining the Cincinnati staff, Tomlin had a short stint on the coaching staff at Tennessee-Martin and then spent two seasons at Arkansas State. Tomlin spent the 1996 season as a graduate assistant at Memphis. Tomlin began his coaching career in 1995 as wide receivers coach at Virginia Military Institute. Career record: 153-86-1.

Background: Was a three-year starter at wide receiver at William & Mary (1990-94) and finished his career with 101 receptions for 2,046 yards and a school-record 20 touchdown receptions. A first-team All-Yankee Conference selection in 1994, he established a school record with a 20.2 yards-per-catch average. Graduated in 1994 with a degree in sociology.

Personal: Born in Hampton, Va., on March 15, 1972. He and his wife, Kiya, have two sons, Dino and Mason, and a daughter, Harlyn Quinn.

ASSISTANT COACHES

Teryl Austin, senior defensive assistant/secondary; born March 3, 1965, Sharon, Pa. Safety Pittsburgh 1984-87. Pro defensive back Montreal Machine (WLAFL) 1991. College coach: Penn State 1991-92, Wake Forest 1993-95, Syracuse 1996-98, Michigan 1999-2002, Florida 2010. Pro coach: Seattle Seahawks 2003-06, Arizona Cardinals 2007-09, Baltimore Ravens 2011-13, Detroit Lions 2014-17, Cincinnati Bengals 2018. Joined Steelers in 2019.

Grady Brown, secondary; born June 13, 1977, Birmingham, Ala. Defensive back Alabama A&M 1994-97. No pro playing experience. College coach: Alabama A&M 2000-01, Alabama State 2002-07, Texas Southern 2008, LSU 2009, Southern Mississippi 2010-11, South Carolina 2012-15, Birmingham Southern 2016, Alabama State 2017, Louisville 2018, Old Dominion 2019, McNeese State 2020. Pro coach: Joined Steelers in 2021.

Keith Butler, defensive coordinator; born May 16, 1956, Anniston, Ala. Linebacker Memphis 1974-77. Pro linebacker Seattle Seahawks 1978-87. College coach: Memphis 1990-97, Arkansas State 1998. Pro coach: Cleveland Browns 1999-2002. Joined Steelers in 2003.

Matt Canada, offensive coordinator; born Jan. 19, 1972, New Palestine, Ind. Attended Indiana. No college or pro playing experience. College coach: Butler 1996-97, Northern Illinois 1998-2003, Indiana 2004-10, Northern Illinois 2011, Wisconsin 2012, North Carolina State 2013-15, Pittsburgh 2016, LSU 2017, Maryland 2018. Pro coach: Joined Steelers in 2020.

Karl Dunbar, defensive line; born May 18, 1967, Opelousas, La. Defensive lineman LSU 1986-89. Pro defensive end New Orleans Saints 1993, Arizona Cardinals 1994-95. College coach: Nicholls State 1998-99, LSU 2000-01 and 2005, Oklahoma State 2002-03, Alabama 2016-17. Pro coach: Chicago Bears 2004, Minnesota Vikings 2006-11, New York Jets 2012-14, Buffalo Bills 2015. Joined Steelers in 2018.

Eddie Faulkner, running backs; born Oct. 20, 1977, Muncie, Ind. Running back Wisconsin 1996-2000. No pro playing experience. College coach: Anderson 2002, Ball State 2003-10, Northern Illinois 2011, Wisconsin 2012, North Carolina State 2013-18. Pro coach: Joined Steelers in 2019.

Ike Hilliard, wide receivers; born April 5, 1976, Patterson, La. Wide receiver Florida 1994-96. Pro wide receiver New York Giants 1997-2004, Tampa Bay Buccaneers 2005-08. No college coaching experience. Pro coach: Florida Tuskers (UFL) 2009-10, Miami Dolphins 2011, Washington Redskins 2012 and 2014-19, Buffalo Bills 2013. Joined Steelers in 2020.

Adrian Klemm, offensive line; born May 21, 1977, Los Angeles, Calif. Offensive lineman Hawaii 1996-99. Pro offensive lineman New England Patriots 2000-04, Green Bay Packers 2005. College coach: Southern Methodist 2008-11, UCLA 2012-16. Pro coach: Joined Steelers in 2019.

John Mitchell, assistant head coach; born Oct. 14, 1951, Mobile, Ala. Defensive end Eastern Arizona J.C. 1969-70 and Alabama 1971-72. No pro playing experience. College coach: Alabama 1973-76, Arkansas 1977-82, Temple 1986, LSU 1987-90. Pro coach: Birmingham Stallions (USFL) 1983-85, Cleveland Browns 1991-93. Joined Steelers in 1994.

Chris Morgan, assistant offensive line; born Sept. 24, 1976, Killeen, Texas. Offensive lineman Colorado 1995-99. No pro playing experience. College coach:

Idaho 2002-03. Pro coach: Oakland Raiders 2009-10, Washington Redskins 2011-13, Seattle Seahawks 2014, Atlanta Falcons 2015-20. Joined Steelers in 2021.

Jerry Olsavsky, inside linebackers; born March 29, 1967, Youngstown, Ohio. Linebacker Pittsburgh 1985-88. Pro linebacker Pittsburgh Steelers 1989-97, Baltimore Ravens 1998. College coach: Duquesne 2001, North Carolina 2002, Youngstown State 2003-09. Pro coach: Joined Steelers in 2010.

Alfredo Roberts, tight ends; born March 1, 1965, Fort Lauderdale, Fla. Tight end Miami (Fla.) 1984-87. Pro tight end Kansas City Chiefs 1988-90, Dallas Cowboys 1991-92. College coach: Florida Atlantic 1998-2002. Pro coach: Jacksonville Jaguars 2003-06, Cleveland Browns 2007-08, Tampa Bay Buccaneers 2009-11, Indianapolis Colts 2012-15, Los Angeles Chargers 2017-19. Joined Steelers in 2020.

Danny Smith, special teams; born Sept. 7, 1953, Pittsburgh, Pa. Defensive back Edinboro State 1971-75. No pro playing experience. College coach: Edinboro State 1976, Clemson 1979, William & Mary 1980-83, The Citadel 1984-86, Georgia Tech 1987-94. Pro coach: Philadelphia Eagles 1995-98, Detroit Lions 1999-2000, Buffalo Bills 2001-03, Washington Redskins 2004-12. Joined Steelers in 2013.

Mike Sullivan, quarterbacks; born Jan. 28, 1967, Santa Maria, Calif. Defensive back Army 1985-88. No pro playing experience. College coach: Humboldt State 1993, Army 1995-96, 2001 and 2019-20, Youngstown State 1997-98, Ohio 2001. Pro coach: Jacksonville Jaguars 2002-03, New York Giants 2004-11 and 2015-17, Tampa Bay Buccaneers 2012-13, Denver Broncos 2018. Joined Steelers in 2021.

Matt Tomsho, quality control; born July 31, 1992, Huntersville, N.C. No college or pro playing experience. College coach: Pittsburgh 2016, LSU 2017, Maryland 2018, Wisconsin-Eau Claire 2019-20. Pro coach: Joined Steelers in 2019.

PITTSBURGH STEELERS

2021 VETERAN ROSTER

No.	Name	Pos.	Ht.	Wt.	Birthdate	NFL Exp.	College	Hometown	How Acq.	'20 Games/ Starts
27	Allen, Marcus	LB	6-2	215	08/07/96	2	Penn State	Silver Spring, Md.	D5a '18	14/2
94	Alualu, Tyson	DE	6-3	304	05/12/87	12	California	Honolulu, Hawaii	UFA '17	15/10
65	Anderson, Abdullah	DE	6-4	308	01/24/96	2	Bucknell	Atlantic City, N.J.	FA '21	1/0*
29	Ballage, Kalen	RB	6-2	231	12/22/95	4	Arizona State	Arvada, Colo.	FA '21	11/2*
72	Banner, Zach	OT	6-8	335	12/25/93	5	Southern California	Tacoma, Wash.	FA '19	1/1
4	Berry, Jordan	P	6-5	195	03/18/91	7	Eastern Kentucky	Melbourne, Victoria, Australia	FA '15	11/0
9	Boswell, Chris	K	6-2	185	03/16/91	7	Rice	Fort Worth, Texas	FA '15	13/0
25	Brooks Jr., Antoine	S	5-11	210	10/28/97	2	Maryland	Lanham, Md.	D6 '20	4/0
96	Buggs, Isaiah	DE	6-3	295	08/24/96	3	Alabama	Ruston, La.	D6b '19	10/1
55	Bush, Devin	LB	5-11	234	07/18/98	3	Michigan	Pembroke Pines, Fla.	D1 '19	5/5
57	Canaday, Kameron	LS	6-4	245	08/20/92	5	Portland State	Eugene, Ore.	FA '17	16/0
11	Claypool, Chase	WR	6-4	238	07/08/98	2	Notre Dame	Abbotsford, British Columbia, Canada	D2 '20	16/6
61	Collins, Aviante	OT	6-4	292	04/21/93	4	TCU	Missouri City, Texas	FA '21	0/0*
79	Coward, Rashaad	OL	6-5	319	11/06/94	2	Old Dominion	Brooklyn, N.Y.	FA '21	16/5*
73	Davis, Carlos	DT	6-2	320	08/22/96	2	Nebraska	Blue Springs, Mo.	D7 '20	7/0
66	DeCastro, David	G	6-5	316	01/11/90	10	Stanford	Bellevue, Wash.	D1 '12	13/13
5	Dobbs, Josh	QB	6-3	216	01/26/95	4	Tennessee	Alpharetta, Ga.	D4 '17	1/0
69	Dotson, Kevin	OL	6-4	321	09/18/96	2	Louisiana	Plaquemine, La.	D4b '20	13/4
85	Ebron, Eric	TE	6-4	253	04/10/93	8	North Carolina	Newark, N.J.	UFA '20	15/9
34	Edmunds, Terrell	S	6-1	217	01/20/97	4	Virginia Tech	Danville, Va.	D1 '18	15/12
33	Edmunds, Trey	RB	6-2	223	12/30/94	3	Maryland	Danville, Va.	UDFA '18	4/0
67	Finney, B.J.	OL	6-4	318	10/26/91	6	Kansas State	Wichita, Kan.	FA '21	7/0*
39	Fitzpatrick, Minkah	S	6-1	207	11/17/96	4	Alabama	Old Bridge, N.J.	TR '19 (MIA)	16/16
81	Gentry, Zach	TE	6-8	265	09/10/96	3	Michigan	Albuquerque, N.M.	D5 '19	2/1
54	Gilbert III, Ulysees	LB	6-0	230	08/09/97	3	Akron	Ocala, Fla.	D6c '19	4/0
23	Haden, Joe	CB	5-11	195	04/14/89	12	Florida	Fort Washington, Md.	FA '17	14/14
71	Haeg, Joe	OL	6-6	298	09/18/93	6	North Dakota State	Minneapolis, Minn.	UFA '21	12/3*
3	Haskins, Dwayne	QB	6-4	218	05/03/97	3	Ohio State	Highland Park, N.J.	FA '21	7/6*
60	Hassenauer, J.C.	C	6-2	295	09/01/94	2	Alabama	Woodbury, Minn.	FA '19	15/4
97	Heyward, Cameron	DT	6-5	295	05/06/89	11	Ohio State	Pittsburgh, Pa.	D1 '11	15/15
56	Highsmith, Alex	LB	6-4	242	08/07/97	2	Charlotte	Wilmington, N.C.	D3 '20	16/5
18	Johnson, Dontae	WR	5-10	183	07/05/96	3	Toledo	Ruskin, Fla.	D3a '19	15/13
28	Killebrew, Miles	DB	6-2	222	05/10/93	6	Southern Utah	Anderson, Ind.	UFA '21	15/0*
31	Layne, Justin	CB	6-2	192	01/12/98	3	Michigan State	Cleveland, Ohio	D3b '19	16/0
49	Marsh, Cassius	LB	6-4	254	07/07/92	8	UCLA	Mission Hills, Calif.	FA '21	8/1*
46	Maulet, Arthur	CB	5-10	190	07/13/93	5	Memphis	New Orleans, La.	FA '21	11/5*
14	McCloud, Ray-Ray	WR	5-9	190	08/15/96	3	Clemson	Tampa, Fla.	FA '20	16/2
26	McFarland Jr., Anthony	RB	5-8	193	03/04/98	2	Maryland	Hyatsville, Md.	D4a '20	11/0
99	Mondeaux, Henry	DE	6-4	280	09/19/95	2	Oregon	Portland, Ore.	FA '18	11/0
76	Okorafor, Chukwuma	OL	6-6	320	08/08/97	4	Western Michigan	Southfield, Mich.	D3b '18	16/15
42	Pierre, James	CB	6-2	185	9/16/96	2	Florida Atlantic	Deerfield Beach, Fla.	UDFA '20	16/0
7	Roethlisberger, Ben	QB	6-5	240	03/02/82	18	Miami (Ohio)	Findlay, Ohio	D1 '04	15/15
2	Rudolph, Mason	QB	6-5	235	07/17/95	3	Oklahoma State	Rock Hill, S.C.	D3a '18	5/1
38	Samuels, Jaylen	RB	6-0	225	07/29/96	4	North Carolina State	Charlotte, N.C.	D5b '18	14/1
19	Smith-Schuster, JuJu	WR	6-1	215	11/22/96	5	Southern California	Long Beach, Calif.	D2 '17	16/14
24	Snell Jr., Benny	RB	5-10	224	02/27/98	3	Kentucky	Columbus, Ohio	D4 '19	16/3
41	Spillane, Robert	LB	6-1	229	12/14/95	3	Western Michigan	Oak Park, Ill.	FA '19	12/7
20	Sutton, Cameron	CB	5-11	188	02/27/95	5	Tennessee	Jonesboro, Ga.	D3a '17	16/6
91	Tuitt, Stephon	DE	6-6	303	05/23/93	8	Notre Dame	Miami, Fla.	D2 '14	15/15
13	Washington, James	WR	5-11	213	04/02/96	4	Oklahoma State	Stamford, Texas	D2 '18	16/7
44	Watt, Derek	FB	6-2	234	11/07/92	6	Wisconsin	Pewaukee, Wis.	UFA '20	12/0
90	Watt, T.J.	LB	6-4	252	10/11/94	5	Wisconsin	Pewaukee, Wis.	D1 '17	15/15
98	Williams, Vince	LB	6-1	233	12/27/89	9	Florida State	Davenport, Fla.	D6b '13	14/14
95	Wormley, Chris	DL	6-5	300	08/25/93	5	Michigan	Toledo, Ohio	TR '20 (BAL)	13/1

* Anderson played one game with Minnesota; Ballage played three games with New York Jets and eight games with Los Angeles Chargers; Collins active for one game but did not play; Coward played 16 games with Chicago; Finney played six games with Seattle and one game with Cincinnati; Haeg played 12 games with Tampa Bay; Haskins played seven games with Washington; Killebrew played 15 games with Detroit; Marsh played four games with Jacksonville, three games with Indianapolis and one game with Pittsburgh; Maulet played 11 games with New York Jets.

PITTSBURGH STEELERS

Players lost through free agency (five): RB James Conner (ARI, 13 games in '20); S Sean Davis (IND, 16); LB Bud Dupree (TEN, 11); OL Matt Feiler (LAC, 13); CB Mike Hilton (CIN, 12).

Also played with Steelers in '20—LB Olanuskanmi Adeniyi (five games), WR Deon Cain (two), P Dustin Colquitt (five), S Jordan Dangerfield (15), OL Derwin Gray (five), OL Jerald Hawkins (13), OL Danny Isidora (one), TE Vance McDonald (14), CB Steven Nelson (15), C Maurkice Pouncey (13), RB Wendell Smallwood (one), OL Alejandro Villanueva (16), LB Avery Williamson (15), OL Stefan Wisniewski (one), K Matthew Wright (three).

FIRST-YEAR ROSTER

Name	Pos.	Ht.	Wt.	Birthdate	College	Hometown	How Acq.
Acy, DeMarkus (1)	CB	6-2	195	04/29/98	Missouri	Dallas, Texas	FA
Brown, Shakur	CB	5-11	190	04/01/99	Michigan State	Stockbridge, Ga.	FA
Bundage, Calvin	LB	6-1	220	04/08/98	Oklahoma State	Edmond, Okla.	FA
Bussey, Rico	WR	6-2	190	02/25/98	Hawaii	Lawton, Okla.	FA
Carter, T.J. (1)	DE	6-4	289	09/15/98	Kentucky	Mableton, Ga.	FA
Christmas, Demarcus (1)	DT	6-3	302	07/04/95	Florida State	Sarasota, Fla.	FA '20
Coyle, Anthony (1)	T	6-4	298	09/19/96	Fordham	Staten Island, N.Y.	FA '20
Denmark, Stephen (1)	DB	6-2	216	04/20/96	Vaidosta State	Tallahassee, Fla.	FA
Freiermuth, Pat	TE	6-5	258	10/25/98	Penn State	Merrimac, Mass.	D2
Gilbert, Mark	CB	6-1	175	06/01/97	Duke	Fayetteville, N.C.	FA
Green, Kendrick	C	6-4	315	12/22/98	Illinois	Peoria, Ill.	D3
Harris, Najee	RB	6-1	232	03/09/98	Alabama	Antioch, Calif.	D1
Harvin III, Pressley	P	6-0	255	09/17/98	Georgia Tech	Alcolu, S.C.	D7b
Johnson, Anthony (1)	WR	6-2	220	01/29/95	Buffalo	Rock Hill, S.C.	FA '20
Johnson, Buddy	LB	6-2	240	02/27/99	Texas A&M	Dallas, Texas	D4b
Jones, Jamir (1)	LB	6-3	255	06/14/98	Notre Dame	Rochester, N.Y.	FA
Jones, Jarron (1)	T	6-6	320	03/11/94	Notre Dame	Rochester, N.Y.	FA '20
Kuntz, Christian (1)	LS	6-2	228	04/13/94	Duquesne	Pittsburgh, Pa.	FA '20
Leglue, John (1)	T	6-7	310	04/17/96	Tulane	Alexandria, La.	FA '20
Loudermilk, Isaiahh	DE	6-7	240	10/10/97	Wisconsin	Howard, Kan.	D5
McKoy, Isaiahh	WR	6-3	182	01/23/00	Kent State	Brooklyn, N.Y.	FA
Miller, Jarvis (1)	LB	6-2	225	07/29/97	Massachusetts	Suffield, Conn.	FA
Moore Jr, Dan	OT	6-5	315	09/28/98	Texas A&M	Beaumont, Texas	D4a
Norwood, Tre	DB	6-0	194	04/19/99	Oklahoma	Forth Smith, Ark.	D7a
Rader, Kevin (1)	TE	6-4	250	04/26/95	Youngstown State	Pittsburgh, Pa.	FA '19
Raymond, Dax (1)	TE	6-4	245	11/30/94	Utah State	Provo, Utah	FA
Roche, Quincy	LB	6-3	245	02/10/98	Miami (Fla.)	Randallstown, Md.	D6
Scales, Tegray (1)	LB	6-0	227	05/10/96	Indiana	Cincinnati, Ohio	FA '20
Sexton, Mathew (1)	WR	5-11	175	10/17/97	Eastern Michigan	Clinton, Mich.	FA
Simmons, Tyler (1)	WR	6-0	201	12/30/97	Georgia	Powder Springs, Ga.	FA
Stiner, Donovan	S	6-2	210	02/11/99	Florida	Houston, Texas	FA
Taylor, Calvin (1)	DE	5-9	310	12/24/96	Kentucky	Orangebug, S.C.	FA '20
Wade, Lamont	S	5-9	187	01/14/99	Penn State	Clairton, Pa.	FA
Walton, Brandon (1)	T	6-5	300	03/18/98	Florida Atlantic	Clearwater, Fla.	FA '20
Watson, Jamar	LB	6-3	244	09/03/97	Kentucky	Brandywine, Md.	FA
White, Cody	WR	6-3	215	11/28/98	Michigan State	Novi, Mich.	FA '20

The term **NFL Rookie** is defined as a player who is in his first season of professional football and has not been on the roster of another professional football team for any regular-season or postseason games. A **Rookie** is designated by an "R" on NFL rosters. Players who have been active in another professional football league or players who have NFL experience, including either preseason training camp or being on an Active List or Inactive List, or on Reserve/Injured or Reserve/Physically Unable to Perform for fewer than six regular-season games, are termed **NFL First-Year Players**. An **NFL First-Year Player** is designated by a "1" on NFL rosters. Thereafter, a player is credited with an additional year of experience for each season in which he accumulates six games on the Active List or Inactive List, or on Reserve/Injured or Reserve/Physically Unable to Perform.

Log on to www.steelers.com for an up-to-date roster.

TENNESSEE TITANS



**American Football Conference
South Division**

460 Great Circle Road
Nashville, TN 37228
Telephone: (615) 565-4000

Team Colors: Navy, Titans Blue, Red, Silver

2021 SCHEDULE

PRESEASON

Aug. 13	at Atlanta	6:00 PM
Aug. 21	at Tampa Bay	6:30 PM
Aug. 28	Chicago	6:00 PM

REGULAR SEASON

Sept. 12	Arizona	12:00 PM
Sept. 19	at Seattle	3:25 PM
Sept. 26	Indianapolis	12:00 PM
Oct. 3	at N.Y. Jets	12:00 PM
Oct. 10	at Jacksonville	12:00 PM
Oct. 18	Buffalo (Mon)	7:15 PM
Oct. 24	Kansas City	12:00 PM
Oct. 31	at Indianapolis	12:00 PM
Nov. 7	at L.A. Rams	7:20 PM
Nov. 14	New Orleans	12:00 PM
Nov. 21	Houston	12:00 PM
Nov. 28	at New England	12:00 PM
	BYE	
Dec. 12	Jacksonville	12:00 PM
Dec. 19	at Pittsburgh	12:00 PM
Dec. 23	San Francisco (Thu)	7:20 PM
Jan. 2	Miami	12:00 PM
Jan. 9	at Houston	12:00 PM

* All times CT; Sunday night games in Weeks 5-17 subject to change

Stadium: Nissan Stadium
One Titans Way
Nashville, TN 37213

Opened: 1999
Capacity: 69,143
Playing Surface: Natural Grass

Training Camp:
Saint Thomas Sports Park
460 Great Circle Road
Nashville, TN 37228

CLUB OFFICIALS

Ownership
Chairman, Board of Directors:
Amy Adams Strunk
Board of Directors: Kenneth S. Adams IV
Barclay Adams
Susan Lewis

President/CEO: Burke Nihill
E.V.P./General Manager: Jon Robinson
Head Coach: Mike Vrabel
Senior V.P./Chief Marketing & Revenue
Officer: Gil Beverly
Senior V.P./Business Affairs and Chief
Legal Officer: Adolpho Birch III
V.P./Player Personnel: Ryan Cowden
V.P./Ticketing: Brooke Ellenberger
V.P./Facilities and Game Day Operations:
Bob Flynn
V.P./Information Technology: Russ Hudson
V.P./Broadcasting: Mike Keith
V.P./Business Development:
Ralph Ockenfels
V.P./Football Administration: Vin Marino
V.P./Executive Creative Director:
Surf Melendez

V.P./Finance & Controller: Shannon Myers
V.P./Business Operations: Adam Nuse
V.P./Head of Corporate Partnerships &
Activation: Gary Treangen
V.P./Community Impact: Tina Tuggle
Director of Player Personnel:
Monti Ossendorf

Director of Pro Scouting: Brian Gardner
Director of College Scouting: Jon Salge
Asst. Director of Pro Scouting: Kevin Turks
Personnel Analyst: Jay Thomas
National Scout: Mike Boni
National Scout: Dale Thompson
Pro Scouts: Blaise Taylor, Brandon Taylor
College Scouts: Casey Callahan, Patrick
Callaway, T.J. Earley, Matt Miller, Tom
Roth, Wes Slay

Director of Player Engagement: Chic Ejias
Equipment Manager: Paul Noska
Director of Football Technology:
Anthony Pastrana
Director of Team Operations: Brent Akers
Director of Sports Medicine: Todd Toriscelli
Sports Field Manager: Terry Porch
General Counsel: Dan Werly
Senior Director of Communications:
Robbie Bohren

Senior Director of Premium Sales &
Hospitality: Andy Bradshaw
Senior Director of Marketing & Digital
Strategy: Jennifer Hinkle
Senior Director of Corporate Partnerships:
Brad McClanahan
Senior Director/Executive Producer of
Event Presentation and Production:
David Schindler

Senior Director of Finance:
Shereme Siewnarine
Senior Director of Stadium Events &
Experience: Ashlee Stokely
Senior Writer/Editor: Jim Wyatt
Director of Security: John Albertson
Director of Human Resources:
Allie Lessmiller

COACHING HISTORY

Houston Oilers 1960-1996
Tennessee Oilers 1997
(468-497-6)

Records include postseason games

1960-61	Lou Rymkus*	12-7-1
1961	Wally Lemm	10-0-0
1962-63	Frank (Pop) Ivy	17-12-0
1964	Sammy Baugh	4-10-0
1965	Hugh Taylor	4-10-0
1966-70	Wally Lemm	28-40-4
1971	Ed Hughes	4-9-1
1972-73	Bill Peterson**	1-18-0
1973-74	Sid Gillman	8-15-0
1975-80	O.A. (Bum) Phillips	59-38-0
1981-83	Ed Biles***	8-23-0
1983	Chuck Studley	2-8-0
1984-85	Hugh Campbell****	8-22-0
1985-89	Jerry Glanville	35-35-0
1990-94	Jack Pardee#	44-35-0
1994-2010	Jeff Fisher	147-126-0
2011-13	Mike Munchak	22-26-0
2014-15	Ken Whisenand###	3-20-0
2015-17	Mike Mularkey	21-22-0
2018-20	Mike Vrabel	31-21-0

*Released after five games in 1961
**Released after five games in 1973
***Resigned after six games in 1983
****Released after 14 games in 1985
#Released after 10 games in 1994
###Released after seven games in 2015

PAID ATTENDANCE, 2020

Home 89,829
Away 35,159
Total 124,988
Single-game home record,
69,149, many times (last: 12/18/05)
Single-season home record,
553,192 (2005)

2021 DRAFT CHOICES

Rd	Name	Pos	College
1	Caleb Farley	DB	Virginia Tech
2	Dillon Radunz	T	North Dakota St.
3	Monty Rice	LB	Georgia
3	Elijah Molden	DB	Washington
4	Dez Fitzpatrick	WR	Louisville
4	Rashad Weaver	LB	Pittsburgh
6	Racey McMath	WR	LSU
6	Brady Breeze	DB	Oregon

TENNESSEE TITANS

2020 TEAM RECORD

REGULAR SEASON (11-5)

Date	Opponent	Result
Sept. 14	at Denver	W 16-14
Sept. 20	JACKSONVILLE	W 33-30
Sept. 27	at Minnesota	W 31-30
Oct. 13	BUFFALO	W 42-16
Oct. 18	HOUSTON (OT)	W 42-36
Oct. 25	PITTSBURGH	L 24-27
Nov. 1	at Cincinnati	L 20-31
Nov. 8	CHICAGO	W 24-17
Nov. 12	INDIANAPOLIS	L 17-34
Nov. 22	at Baltimore (OT)	W 30-24
Nov. 29	at Indianapolis	W 45-26
Dec. 6	CLEVELAND	L 35-41
Dec. 13	at Jacksonville	W 31-10
Dec. 20	DETROIT	W 46-25
Dec. 27	at Green Bay	L 14-40
Jan. 3	at Houston	W 41-38

POSTSEASON (0-1)

Jan. 10	BALTIMORE	L 13-20
---------	-----------	---------

SCORE BY PERIODS

Team	96	144	101	138	12	—	491
Opponents	77	143	97	122	0	—	439

2020 TEAM STATISTICS

	Team	Opp.
Total First Downs	381	391
Rushing	142	113
Passing	203	247
Penalty	36	31
3rd Down: Made/Att	84/182	111/214
3rd Down Pct.	46.2	51.9
4th Down: Made/Att	10/16	15/26
4th Down Pct.	62.5	57.7
Possession Avg.	28:28	31:32
Total Net Yards	6343	6372
Avg. Per Game	396.4	398.3
Total Plays	1031	1076
Avg. Per Play	6.2	5.9
Net Yards Rushing	2690	1933
Avg. Per Game	168.1	120.8
Total Rushes	521	427
Net Yards Passing	3653	4439
Avg. Per Game	228.3	277.4
Sacked/Yards Lost	25/173	19/154
Gross Yards	3826	4593
Att./Completions	485/316	630/423
Completion Pct.	65.2	67.1
Had Intercepted	7	15
Punts/Average	50/45.1	45/47.7
Net Punting Avg.	50/40.1	45/41.8
Penalties/Yards	86/783	103/840
Fumbles/Ball Lost	15/5	21/8
Touchdowns	62	55
Rushing	26	18
Passing	33	36
Returns	3	1

2020 INDIVIDUAL STATISTICS

PASSING	Att	Cmp	Yds	Cmp%	Yds/Att	TD	TD%	Int	Int%	LG	Sk/Lost	Rtng
Tannehill	481	315	3819	65.5	7.94	33	6.9	7	1.5	75t	24/173	106.5
Woodside	3	1	7	33.3	2.33	0	0.0	0	0.0	7	0/0	42.4
Kern	1	0	0	0.0	0.00	0	0.0	0	0.0	---	0/0	39.6
Humphries	0	0	0	---	---	0	---	0	---	---	1/0	---
Team	485	316	3826	65.2	7.89	33	6.8	7	1.4	75t	25/173	105.9
Opponents	630	423	4593	67.1	7.29	36	5.7	15	2.4	75t	19/154	97.5

SCORING	TD		TD		PAT	FG	Saf	Pts
	Tot	Ru	Rec	Rt				
Henry	17	17	0	0			0	104
Gostkowski	0	0	0	0	46/48	18/26	0	100
A.Brown	12	0	11	1			0	72
J.Smith	9	1	8	0			0	54
Stoman	0	0	0	0	5/5	2/2	0	11
Tannehill	7	7	0	0			0	46
C.Davis	5	0	5	0			0	30
Pruitt	3	0	2	1			0	18
Humphries	2	0	2	0			0	12
Batson	1	0	1	0			0	6
D.Evans	1	0	1	0			0	6
Firkser	1	0	1	0			0	6
Foreman	1	0	1	0			0	6
King	1	0	0	1			0	6
McNichols	1	1	0	0			0	6
Swaim	1	0	1	0			0	6
Westbrook	0	0	0	0			0	2
Team	62	26	33	3	51/53	20/28	0	491
Opponents	55	18	36	1	42/47	21/23	1	439

2-Pt Conv: Tannehill 2, Henry, Westbrook. Team 4-7. Opponents 1-8.

RUSHING	No.	Yds	Avg	LG	TD
Henry	378	2027	5.4	94t	17
Tannehill	43	266	6.2	45t	7
McNichols	47	204	4.3	20	1
Foreman	22	95	4.3	15	0
D.Evans	14	54	3.9	9	0
Batson	4	20	5.0	11	0
Woodside	7	10	1.4	18	0
Perry	2	9	4.5	6	0
Hooker	1	4	4.0	4	0
J.Smith	2	4	2.0	3	1
Humphries	0	0	---	---	0
Raymond	1	-3	-3.0	-3	0
Team	521	2690	5.2	94t	26
Opponents	427	1933	4.5	59	18

RECEIVING	No.	Yds	Avg	LG	TD
A.Brown	70	1075	15.4	73t	11
C.Davis	65	984	15.1	75t	5
J.Smith	41	448	10.9	63	8
Firkser	39	387	9.9	45	1
Humphries	23	228	9.9	23	2
Henry	19	114	6.0	53	0
Batson	12	100	8.3	18	1
McNichols	12	55	4.6	9	0
Raymond	9	187	20.8	61	0
Swaim	9	83	9.2	16	1
Pruitt	5	49	9.8	22t	2
Blasingame	4	39	9.8	16	0
Westbrook	3	33	11.0	19	0
D.Evans	2	27	13.5	24	1
Hollister	1	12	12.0	12	0
Foreman	1	5	5.0	5t	1
Tannehill	1	0	0.0	0	0
Team	316	3826	12.1	75t	33
Opponents	423	4593	10.9	75t	36

INTERCEPTIONS	No.	Yds	Avg	LG	TD
Butler	4	111	27.8	68	0
Hooker	4	11	2.8	6	0
Fulton	1	44	44.0	44	0
Cruikshank	1	13	13.0	13	0
Joseph	1	5	5.0	5	0
Borders	1	0	0.0	0	0
J.Brown	1	0	0.0	0	0
Byard	1	0	0.0	0	0
Landry	1	0	0.0	0	0
T.Smith	0	5	---	5	0
Team	15	189	12.6	68	0
Opponents	7	81	11.6	25	0

PUNTING	No.	Yds	Avg	Net Bk	Tn	LG	B
Kern	37	1695	45.8	41.5	3	22	66
Allen	8	404	50.5	40.0	1	0	65
Daniel	4	157	39.3	30.0	0	0	52
Team	50	2256	45.1	40.1	4	22	66
Opponents	45	2147	47.7	41.8	3	19	71

PUNT RETURNS	Ret	FC	Yds	Avg	LG	TD
Raymond	23	11	208	9.0	40	0
Batson	0	1	0	---	---	0
Team	23	12	208	9.0	40	0
Opponents	20	13	171	8.6	57	0

KICKOFF RETURNS	No.	Yds	Avg	LG	TD
Raymond	15	275	18.3	30	0
Batson	11	231	21.0	35	0
D.Evans	9	206	22.9	31	0
Blasingame	1	11	11.0	11	0
A.Brown	1	42	42.0	42t	1
Kalu	1	2	2.0	2	0
Team	38	767	20.2	42t	1
Opponents	37	823	22.2	49	0

FIELD GOALS	1-19	20-29	30-39	40-49	50+
Gostkowski	0/0	2/3	4/5	5/10	7/8
Stoman	0/0	0/0	1/1	1/1	0/0
Team	0/0	2/3	5/6	6/11	7/8
Opponents	0/0	7/7	6/6	5/6	3/4

SACKS	No.
Landry	5.5
Simmons	3.0
Crawford	2.0
D.Jones	2.0
King	1.0
J.Brown	1.0
Fulton	1.0
Ray	1.0
Reed	1.0
Vaccaro	1.0
R.Evans	0.5
Team	19.0
Opponents	25.0

TENNESSEE TITANS

RECORD HOLDERS

INDIVIDUAL RECORDS—CAREER

Category	Name	Performance
Rushing (Yds.)	Eddie George, 1996-2003	10,009
Passing (Yds.)	Warren Moon, 1984-93	33,685
Passing (TDs)	Warren Moon, 1984-93	196
Receiving (No.)	Ernest Givins, 1986-94	542
Receiving (Yds.)	Ernest Givins, 1986-94	7,935
Interceptions	Jim Norton, 1960-68	45
Punting (Avg.)	Brett Kern, 2009-20	45.9
Punt Return (Avg.)	Billy Johnson, 1974-80	13.2
Kickoff Return (Avg.)	Bobby Jancik, 1962-67	26.5
Field Goals	Al Del Greco, 1991-2000	246
Touchdowns (Tot.)	Eddie George, 1996-2003	74
Points	Al Del Greco, 1991-2000	1,060
*Sacks	Ray Childress, 1985-95	75.5

INDIVIDUAL RECORDS—SINGLE SEASON

Category	Name	Performance
Rushing (Yds.)	Derrick Henry, 2020	2,027
Passing (Yds.)	Warren Moon, 1991	4,690
Passing (TDs)	George Blanda, 1961	36
Receiving (No.)	Charlie Hennigan, 1964	101
Receiving (Yds.)	Charlie Hennigan, 1961	1,746
Interceptions	Fred Glick, 1963	12
	Mike Reinfeldt, 1979	12
Punting (Avg.)	Brett Kern, 2017	49.7
Punt Return (Avg.)	Billy Johnson, 1977	15.4
Kickoff Return (Avg.)	Darius Jennings, 2018	31.7
Field Goals	Al Del Greco, 1998	36
Touchdowns (Tot.)	Earl Campbell, 1979	19
Points	Al Del Greco, 1998	136
	Ryan Succop, 2017	136
*Sacks	William Fuller, 1991	15.0

INDIVIDUAL RECORDS—SINGLE GAME

Category	Name	Performance
Rushing (Yds.)	Derrick Henry, 1-3-21	250
Passing (Yds.)	Warren Moon, 12-16-90	527
Passing (TDs)	George Blanda, 11-19-61	**7
Receiving (No.)	Charley Hennigan, 10-13-61	13
	Haywood Jeffries, 10-13-91	13
	Drew Bennett, 12-19-04	13
Receiving (Yds.)	Charlie Hennigan, 10-13-61	272
Interceptions	Many times	3
	Last time by Kevin Byard, 10-22-17	
Field Goals	Rob Bironas, 10-21-07	**8
Touchdowns (Tot.)	Billy Cannon, 12-10-61	5
Points	Billy Cannon, 12-10-61	30
*Sacks	William Fuller, 11-28-93	4.0

**Sacks became an official statistic in 1982. **NFL Record*

2021 COACHING STAFF

Mike Vrabel, Head Coach

Pro Career: Mike Vrabel became the 19th head coach in franchise history on Jan. 20, 2018. Enters eighth year as an NFL coach, in addition to three years as a college coach. Led the Titans to a 31-21 record in his first three seasons, including playoff appearances in 2019 and 2020. His 31 wins tied for first in franchise history for a head coach's first three seasons. The Titans went 11-5 in 2020 to capture their first AFC South title since 2008, leading the NFL with a plus-11 turnover differential and tying for second in total offense (396.4). In 2019, the Titans appeared in the AFC Championship Game for the

first time since 2002. In Vrabel's first three seasons with the Titans, the Titans were the second-least penalized team (267), had the eighth-best scoring defense (19.8 points allowed per game), and had the league's second-ranked rushing offense (144.5). Spent four seasons coaching with the Houston Texans, as linebackers coach (2014-16) and defensive coordinator (2017). The Texans won two division titles (2015, 2016) during his tenure. Houston's 2016 defense ranked first overall in the NFL (301.3) for the first time in franchise history. Career record: 31-21.

Background: Vrabel was a defensive lineman for the Ohio State Buckeyes (1993-96). Earned back-to-

back All-America honors and was twice named Big Ten Conference Defensive Lineman of the Year (1995, 1996). Selected by the Pittsburgh Steelers in the third round of the 1997 draft. Played three years in Pittsburgh (1997-2000). Also played for the New England Patriots (2001-08) and Kansas City Chiefs (2009-10). With the Patriots, he earned Pro Bowl and first-team All-Pro honors in 2007 and was a member of three Super Bowl championship squads. Coached collegiately at Ohio State (2011-13).

Personal: Born Aug. 14, 1975, in Akron, Ohio. He and his wife, Jennifer, are the parents of two sons, Tyler and Carter.

TENNESSEE TITANS

ASSISTANT COACHES

Craig Aukerman, special teams; born Nov. 22, 1976, McComb, Ohio. Defensive back/wide receiver Findlay 1995-98. No pro playing experience. College coach: Findlay 2000, Miami (Ohio) 2001-02 and 2005-08, Western Kentucky 2003-04, Kent State 2009. Pro coach: Denver Broncos 2010, Jacksonville Jaguars 2011-12, San Diego Chargers 2013-16. Joined Titans in 2017.

Brian Bell, strength and conditioning assistant; born April 4, 1984, Kettering, Md. Tight end Kent State 2002-06. No pro playing experience. College coach: Penn State 2012-13. Pro coach: Houston Texans 2015-17. Joined Titans in 2018.

Scott Booker, safeties; born Oct. 7, 1980, Pittsburgh, Pa. Safety Kent State 1999-2002. No pro playing experience. College coach: Kent State 2003-08, Western Kentucky 2009, Notre Dame 2010-16, Nebraska 2017. Pro coach: Joined Titans in 2018.

Shane Bowen, defensive coordinator; born Dec. 9, 1986, Pickerington, Ohio. Linebacker Georgia Tech 2006-08. No pro playing experience. College coach: Georgia Tech 2009-11, Ohio State 2012, Kennesaw State 2013-15. Pro coach: Houston Texans 2016-17. Joined Titans in 2018.

Keith Carter, offensive line; born July 2, 1982, Downingtown, Pa. Tight end UCLA 2001-04. No pro playing experience. College coach: Wagner College 2006, Redlands 2007-08, San Diego 2009-11, San Jose State 2014. Pro coach: Seattle Seahawks 2012-13, Atlanta Falcons 2015-17. Joined Titans in 2018.

Ryan Crow, outside linebackers; born Jan. 27, 1988, Kalamazoo, Mich. Linebacker Bowling Green State 2007-10. No pro playing experience. College coach: Florida 2010, Purdue 2011-13, Baldwin Wallace 2014-16, Ohio State 2017. Pro coach: Joined Titans in 2018.

Tony Dews, running backs; born June 6, 1973, Lynchburg, Va. Tight end Liberty 1992-95. No pro playing experience. College coach: Liberty 1997, Millersville 1998, West Virginia 1999-2001, 2007 and 2017, California (Pa.) 2002, Holy Cross 2003, Central Michigan 2004-05, Nevada-Las Vegas 2006, Michigan 2008-10, Pittsburgh 2011, Arizona 2012-16. Pro coach: Joined Titans in 2018.

Todd Downing, offensive coordinator; born July 22, 1980, Eden Prairie, Minn. Attended Minnesota. No college or pro playing experience. Pro coach: Minnesota Vikings 2001-02, 2005 and 2018, St. Louis Rams 2006-08, Detroit Lions 2009-13, Buffalo Bills 2014, Oakland Raiders 2015-17. Joined Titans in 2019.

Matt Edwards, assistant special teams; born Oct. 24, 1979, in Cincinnati, Ohio. Linebacker/defensive end Miami (Ohio) 1998-2002. No pro playing experience. College coach: Wooster 2003, Kent State 2004-10, Miami (Ohio) 2011-12, Florida Atlantic 2013, Tiffin 2014-17. Pro coach: Joined Titans in 2018.

Erik Frazier, offensive skill assistant; born June 19, 1988, in Philadelphia, Pa. Wide receiver Kutztown 2010-11. No pro playing experience. College coach: Delaware Valley 2014-15, Dayton 2016, Northwestern 2017, Western Illinois 2018, Montana State 2019-20. Pro coach: Joined Titans in 2021.

Mondray Gee, strength and conditioning assistant; born June 15, 1976, Detroit, Mich. Attended Michigan State. No college or pro playing experience. College coach: Michigan State 2000-01. Pro coach: Detroit Lions 2001-07, Green Bay Packers 2008-09, Seattle Seahawks 2010-18. Joined Titans in 2019.

Jim Haslett, inside linebackers; born Dec. 9, 1955, Pittsburgh, Pa. Defensive end Indiana (Pa.) 1975-78. Pro linebacker Buffalo Bills 1979-86, N.Y. Jets 1987. College coach: Buffalo 1988-90. Pro coach: Sacramento Surge (NFL) 1991-92, Los Angeles Raiders 1993-94, New Orleans Saints 1995-96, 2000-05 (head coach 2000-05), Pittsburgh Steelers 1997-99, St. Louis Rams 2006-08 (head coach), Florida Tuskers (UFL) 2009 (head coach), Washington Redskins 2010-14, Cincinnati Bengals 2016-18. Joined Titans in 2020.

Jason Houghtaling, offensive line assistant; born March 11, 1981, Walton, N.Y. Defensive lineman Lafayette 1999. No pro playing experience. College coach: Wagner 2006-09, 2011-12 and 2014-19 (head coach 2015-19), Hudson Valley 2010 (head coach), Cornell 2013, Colgate 2020. Pro coach: Joined Titans in 2021.

Zak Kuhr, inside linebackers assistant; born April 19, 1988. No college or pro playing experience. College coach: Edward Waters 2009-10, Ohio State 2011-12, Old Dominion 2013, James Madison 2014-15, Rutgers 2016, Texas State 2017-18, Texas 2019. Pro coach: Joined Titans in 2020.

Anthony Midget, secondary; born Feb. 22, 1978, Clewiston, Fla. Cornerback Virginia Tech 1996-99. No pro playing experience. College coach: Virginia Tech 2007, Georgia State 2008-12, Penn State 2013. Pro coach: Houston Texans 2014-19. Joined Titans in 2020.

Rob Moore, wide receivers; born Sept. 27, 1968, Hempstead, N.Y. Wide receiver Syracuse 1986-90. Pro wide receiver New York Jets 1990-94, Arizona Cardinals 1995-2001. College coach: Phoenix (Ariz.) J.C. 2009, Syracuse 2010-13. Pro coach: Buffalo Bills 2014, Oakland Raiders 2015-17. Joined Titans in 2018.

Pat O'Hara, quarterbacks; born Sept. 27, 1968, Santa Monica, Calif. Quarterback Southern California 1987-90. Pro quarterback Tampa Bay Buccaneers 1991, Ohio Glory (WFLA) 1992, San Diego Chargers 1992, Orlando Predators (AFL) 1995-2000, Toronto Phantoms (AFL) 2001-02, Tampa Bay Storm (AFL) 2003-06. Pro coach: Tampa Bay Storm (AFL) 2005-08, Los Angeles Avengers (AFL) 2009 (head coach), Tri-Cities Fever (IFL) 2009 (head coach), Orlando Predators (AFL) 2010-11 (head coach), New Orleans VooDoo (AFL) 2012-14 (head coach), Houston Texans 2015-17. Joined Titans in 2018.

Frank Pirano, strength and conditioning; born Jan. 26, 1980, Cleveland, Ohio. Attended Akron. No college or pro playing experience. College coach: Michigan State 2003-04, Notre Dame 2004, Florida 2005-09, Marshall 2010, Temple 2011-12, Boston College 2013-18. Pro coach: Joined Titans in 2019.

Jim Schwartz, senior defensive assistant; born June 2, 1966, Baltimore, Md. Linebacker Georgetown 1985-88. No pro playing experience. College coach: Maryland 1989, Minnesota 1990, North Carolina Central 1991, Colgate 1992. Pro coach: Baltimore Ravens 1996-98, Tennessee Titans 1999-2008, Detroit Lions 2009-13 (head coach), Buffalo Bills 2014, Philadelphia Eagles 2016-20. Rejoined Titans in 2021.

Luke Steckel, tight ends; born April 28, 1985, Boston, Mass. Linebacker Princeton 2003-06. No pro playing experience. Pro coach: Cleveland Browns 2009-12. Joined Titans in 2013.

Mike Sullivan, assistant offensive line; born Dec. 22, 1967, Chicago, Ill. Offensive lineman Miami (Fla.) 1986-90. Pro offensive lineman Dallas Cowboys 1991, Tampa Bay Buccaneers 1992-95. College coach: Miami (Fla.) 2000, Western Michigan 2005-06. Pro coach: Cleveland Browns 2001-04, 2007-08 and 2013, San Diego Chargers 2009-12. Joined Titans in 2014.

Kenechi Udeze, defensive line assistant; born March 5, 1983, Los Angeles, Calif. Defensive end Southern California 2000-03. Pro defensive end Minnesota Vikings 2004-08. College coach: Washington 2009-11, Pittsburgh 2014, Southern California 2015-18, LSU 2019, Vanderbilt 2020. Pro coach: Seattle Seahawks 2012. Joined Titans in 2021.

Terrell Williams, defensive line; born June 19, 1974, Los Angeles, Calif. Nose guard East Carolina 1995-98. No pro playing experience. College coach: Fort Scott (Kan.) C.C. 1998, North Carolina A&T 1999-2001, Youngstown State 2002-03, Akron 2004-05, Purdue 2006-09, Texas A&M 2010-11. Pro coach: Oakland Raiders 2012-14, Miami Dolphins 2015-17. Joined Titans in 2018.

TENNESSEE TITANS

2021 VETERAN ROSTER

No.	Name	Pos.	Ht.	Wt.	Birthdate	NFL Exp.	College	Hometown	How Acq.	'20 Games/ Starts
92	Adeniyi, Ola	OLB	6-1	248	9/12/97	4	Toledo	Fort Bend County, Texas	FA-'21	15/1*
96	Autry, Denico	DL	6-5	285	7/15/90	8	Mississippi State	Albermarle, N.C.	UFA(Ind)-'21	14/13*
56 #	Bates, Daren	LB	5-11	225	11/27/90	9	Auburn	Olive Branch, Miss.	FA-'20	13/0
13	Batson, Cameron	WR	5-8	175	12/20/95	4	Texas Tech	Oklahoma City, Okla.	FA-'18	12/1
41	Blasingame, Khari	FB/RB	6-0	233	7/1/96	3	Vanderbilt	New Market, Ala.	FA-'19	15/7
62	Brewer, Aaron	G/C	6-1	274	10/28/97	2	Texas State	Dallas, Texas	FA-'20	12/1
39	Borders, Breon	CB	6-0	189	7/22/95	3	Duke	Statesville, N.C.	FA-'20	6/5
11	Brown, A.J.	WR	6-1	226	6/30/97	3	Mississippi	Starkville, Miss.	D2-'19	14/12
55	Brown, Jayon	LB	6-0	226	2/26/95	5	UCLA	Long Beach, Calif.	D5-'17	10/10
31	Byard, Kevin	S	5-11	212	8/17/93	6	Middle Tennessee State	Lithonia, Ga.	D3-'16	16/16
53 #	Compton, Will	LB	6-1	235	9/19/89	8	Nebraska	Bonne Terre, Mo.	FA-'20	12/1
46	Cox, Morgan	LS	6-4	233	4/26/86	12	Tennessee	Collierville, Tenn.	UFA(Bal)-'21	15/0*
	# Crawford, Jack	DL	6-5	274	9/7/88	10	Penn State	London, United Kingdom	UFA(Atl)-'20	16/9
29	Cruikshank, Dane	DB	6-1	209	4/27/95	4	Arizona	Chino Hills, Calif.	D5-'18	2/0
64	Davis, Nate	G	6-3	316	9/23/96	3	Charlotte	Ashburn, Va.	D3-'19	16/16
48	Dupree, Bud	OLB	6-4	269	2/12/93	7	Kentucky	Inwinton, Ga.	UFA(Pit)-'21	11/11*
49 #	Dzubnar, Nick	LB	6-1	240	8/15/91	7	Cal Poly-San Luis Obispo	Mission Viejo, Calif.	UFA(LAC)-'20	16/0
32	Evans, Darrynton	RB	5-10	203	7/9/98	2	Appalachian State	Oak Hill, Fla.	D3-'20	5/0
54	Evans, Rashaan	LB	6-2	232	11/8/95	4	Alabama	Auburn, Ala.	D1-'18	16/16
21	Farley, Matthias	S	5-11	209	7/15/92	6	Notre Dame	Charlotte, N.C.	UFA(NYJ)-'21	16/2*
86	Firkser, Anthony	TE	6-2	246	2/19/95	4	Harvard	Manalapan, N.J.	FA-'18	16/1
45 #	Foreman, D'Onta	RB	6-1	236	4/24/96	4	Texas	Texas City, Texas	FA-'20	6/0
26	Fulton, Kristian	CB	5-11	197	9/3/98	2	LSU	New Orleans, La.	D2-'20	6/2
3 #	Gostkowski, Stephen	K	6-1	215	1/28/84	16	Memphis	Madison, Miss.	FA-'20	15/0
22	Henry, Derrick	RB	6-3	247	1/4/94	6	Alabama	Yulee, Fla.	D2c-'16	16/16
16	Hollister, Cody	WR	6-4	216	11/18/93	3	Arkansas	Bend, Ore.	FA-'19	2/0
37	Hooker, Amani	DB	5-11	210	6/14/98	3	Iowa	Minneapolis, Minn.	D4-'19	16/3
35	Jackson, Chris	DB	5-10	193	4/13/98	2	Marshall	Tallahassee, Fla.	D7b-'20	11/3
20	Jenkins, Janoris	CB	5-10	190	10/29/88	10	North Alabama	Pahokee, Fla.	FA-'21	13/13*
30	Johnson, Kevin	CB	6-0	185	8/5/92	7	Wake Forest	Clarksville, Md.	UFA(Cle)-'21	13/6*
88	Johnson, Marcus	WR	6-1	207	8/5/94	4	Texas	Clear Springs, Texas	FA-'20	11/3*
60	Jones, Ben	C	6-3	308	7/2/89	10	Georgia	Brent, Ala.	UFA(Hou)-'16	16/16
2 #	Jones, Julio	WR	6-3	220	2/8/89	11	Alabama	Foley, Ala.	T(Atl)-'21	9/9*
6	Kern, Brett	P	6-2	214	2/17/86	14	Toledo	Grand Island, N.Y.	W(Den)-'09	13/0
14	Kizer, DeShone	QB	6-4	235	1/3/96	4	Notre Dame	Toledo, Ohio	FA-'20	0*
71	Lamm, Kendall	T	6-5	310	6/5/92	7	Appalachian State	Mathews, N.C.	UFA(Cle)-'21	15/1*
58	Landry III, Harold	OLB	6-2	252	6/5/96	4	Boston College	Spring Lake, N.C.	D2-'18	16/16
77	Lewan, Taylor	T	6-7	309	7/22/91	8	Michigan	Cave Creek, Ariz.	D1-'14	5/5
51	Long Jr., David	LB	5-11	227	10/12/96	3	West Virginia	Cincinnati, Ohio	D6-'19	14/5
94	Mack, Daylon	DT	6-1	340	2/23/97	2	Texas A&M	Gladewater, Texas	FA-'21	0*
28	McNichols, Jeremy	RB	5-9	205	12/26/95	2	Boise State	Santa Margarita, Calif.	FA-'20	16/0
52	Munyer, Daniel	C	6-1	305	3/4/92	4	Colorado	Harbor City, Calif.	FA-'19	3/0
91	Murchison, Larrell	DL	6-2	297	4/24/97	2	North Carolina State	Elizabethtown, N.C.	D5-'20	10/0
78 #	Newhouse, Marshall	T	6-4	330	9/29/88	12	TCU	Dallas, Texas	FA-'20	4/0
40	Orchard, Nate	OLB	6-3	251	1/5/93	5	Utah	Salt Lake City, Utah	FA-'20	3/0*
36	Orr, Kareem	CB	5-11	195	1/2/97	2	Chattanooga	Chattanooga, Tenn.	FA-'19	5/0
44	Orzech, Matt	LS	6-3	245	4/12/95	2	Azusa Pacific	Menifee, Calif.	FA-'20	0*
	# Overton, Matt	LS	6-1	243	7/6/85	9	Western Washington	Tracy, Calif.	FA-'20	9/0
	# Perry, Seniorise	RB	6-0	210	9/19/91	7	Louisville	Summerville, Ga.	FA-'20	7/0
85 #	Pruitt, MyCole	TE	6-2	245	3/24/92	6	Southern Illinois	South Bend, Ind.	FA-'18	11/4
72	Quessenberry, David	OL	6-5	310	8/24/90	3	San Jose State	La Jolla, Calif.	FA-'18	12/6
57	Ray, Wyatt	OLB	6-3	255	10/24/96	2	Boston College	Boca Raton, Fla.	FA-'20	4/1
18	Reynolds, Josh	WR	6-3	196	2/16/95	5	Texas A&M	San Antonio, Texas	UFA(LAR)-'21	16/13*
50	Roberson, Derick	OLB	6-3	250	11/15/95	3	Sam Houston State	San Antonio, Texas	FA-'19	8/1
80	Rogers, Chester	WR	6-0	184	1/12/94	5	Grambling State	Huntsville, Ala.	FA-'20	0*
76	Saffold III, Rodger	G	6-5	325	6/6/88	12	Indiana	Bedford, Ohio	UFA(LAR)-'19	15/15
70	Sambrailo, Ty	T	6-5	311	3/10/92	7	Colorado State	Watsonville, Calif.	FA-'20	10/5
98	Simmons, Jeffery	DT	6-4	305	7/28/97	3	Mississippi State	Macon, Miss.	D1-'19	15/15
59	Skipper, Tuzar	OLB	6-3	246	6/5/95	2	Toledo	Norwich, Conn.	FA-'20	4/2
38	Smith, Maurice	DB	6-0	194	6/14/95	3	Georgia	Sugar Land, Texas	FA-'20	0*
23 #	Smith, Tye	CB	6-0	195	5/3/93	6	Towson	Raleigh, N.C.	FA-'17	12/3
87	Swaim, Geoff	TE	6-4	260	9/16/93	7	Texas	Chico, Calif.	FA-'20	10/8
17	Tannehill, Ryan	QB	6-4	217	7/27/88	10	Texas A&M	Big Spring, Texas	T(Mia)-'19	16/16
93	Tart, Tear	DT	6-2	304	2/28/97	2	Florida International	Philadelphia, Pa.	FA-'20	7/1
97	Taylor, Julian	DT	6-5	280	1/30/95	3	Temple	Williamstown, N.J.	FA-'21	0*
15	Westbrook-Ikhine, Nick	WR	6-2	211	3/21/97	2	Indiana	Lake Mary, Fla.	FA-'20	14/1
5	Woodside, Logan	QB	6-1	213	1/27/95	2	Toledo	Frankfort, Ky.	FA-'19	6/0

TENNESSEE TITANS

* Adeniyi played 15 games with Pittsburgh; Autry played 14 games with Indianapolis; Cox played 15 games with Baltimore; Dupree played 11 games with Pittsburgh; Farley played 16 games with New York Jets; Jenkins played 13 games with New Orleans; K.Johnson played 13 games with Cleveland; M.Johnson played 11 games with Indianapolis; J.Jones played nine games with Atlanta; Kizer last active with Green Bay in '18; Lamm played 15 games with Cleveland; Mack last active with Baltimore in '19; Orchard played three games with Washington; Orzech spent portion of '20 season on Tennessee's active roster but did not play; Reynolds played 16 games with Los Angeles Rams; Rogers last active with Indianapolis in '19; M.Smith last active with Washington in '19; Taylor missed '20 season because of injury.

t - Titans trade for Julio Jones (nine games in '20) from Atlanta.

Unrestricted free agent; subject to developments.

Traded: T Isaiah Wilson (one game in '20) to Miami.

Players lost through free agency (five): OLB Jadeveon Clowney (CLE, eight games in '20); WR Corey Davis (NYJ, 14); DT DaQuan Jones (CAR, 16); CB Desmond King (HOU, nine); TE Jonnu Smith (NE, 15).

Also played with Titans in '20—P Ryan Allen (one game), OLB Vic Beasley (five), LS Beau Brinkley (seven), Malcolm Butler (16), OLB Kamalei Correa (three), P Trevor Daniel (two), DE Matt Dickerson (10), OL Jamil Douglas (14), WR Adam Humphries (seven), Adoree' Jackson (three), Johnathan Joseph (seven), DB Joshua Kalu (15), T Dennis Kelly (16), DT Isaiah Mack (six), CB Chris Milton (14), WR Kalif Raymond (15), OLB Brooks Reed (two), P Sam Sloman (one), S Kenny Vaccaro (13).

FIRST-YEAR ROSTER

Name	Pos.	Ht.	Wt.	Birthdate	College	Hometown	How Acq.
Adams, Paul (1)	T	6-5	315	5/17/95	Missouri	Nashville, Tenn.	FA-'20
Banwart, Cole	G	6-4	298	8/21/97	Iowa	Ottosen, Iowa	FA
Bellamy, Davin (1)	OLB	6-5	259	12/27/94	Georgia	Chamblee, Ga.	FA
Breeze, Brady	S	6-0	197	10/9/97	Oregon	Lake Oswego, Ore.	D6b
Carter, Tory	FB	6-0	229	3/16/99	LSU	Valdosta, Ga.	FA
Davis, Rashard (1)	WR	5-9	175	9/14/95	James Madison	Charlottesville, Va.	FA-'20
Farley, Caleb	CB	6-2	197	11/2/98	Virginia Tech	Maiden, N.C.	D1
Fitzpatrick, Dre	WR	6-2	208	12/17/97	Louisville	Farmington Hills, Mich.	D4a
Forristall, Miller	TE	6-5	239	3/11/98	Alabama	Cartersville, Ga.	FA
Haubeil, Blake	K	6-4	233	4/5/99	Ohio State	Buffalo, N.Y.	FA
Herring, Chandon	OL	6-7	307	10/27/95	Brigham Young	Gilbert, Ariz.	FA
Hudson, Tommy (1)	TE	6-3	255	2/22/97	Arizona State	San Jose, Calif.	FA-'20
Johnson, Jan (1)	LB	6-2	231	4/9/96	Penn State	Mohnton, Pa.	FA
Jones, Naquan	DT	6-3	313	2/5/98	Michigan State	Evanston, Ill.	FA
Kemp, Brandon (1)	T	6-6	317	1/18/97	Valdosta State	Atlanta, Ga.	FA-'20
Kinsey, Mason (1)	WR	5-10	198	8/29/98	Berry College	Demorest, Ga.	FA
McCann, Tucker (1)	K	6-0	218	11/10/97	Missouri	O'Fallon, Ill.	FA-'20
McMath, Racey	WR	6-3	217	6/14/99	LSU	New Orleans, La.	D6a
Molden, Elijah	CB	5-10	192	1/30/99	Washington	West Linn, Ore.	D3b
Moore, Briley	TE	6-4	240	1/13/98	Kansas State	Blue Springs, Mo.	FA
Nkansah, Elijah (1)	OL	6-5	315	12/28/94	Toledo	Mason, Ohio	W(Ind)
Pinkney, Jared (1)	TE	6-4	255	8/21/97	Vanderbilt	Norcross, Ga.	FA
Radunz, Dillon	OL	6-6	301	3/28/98	North Dakota State	Becker, Minn.	D2
Reed, Justus	OLB	6-3	253	5/8/96	Virginia Tech	Clearwater, Fla.	FA
Rice, Monty	LB	6-0	233	1/8/99	Georgia	Huntsville, Ala.	D3a
Sargent, Mekhi	RB	5-8	208	10/8/97	Iowa	Key West, Fla.	FA
Smith, James	P	6-5	231	8/24/94	Cincinnati	Wangaratta, Australia	FA
Weaver, Rashad	OLB	6-4	259	11/10/97	Pittsburgh	Fort Lauderdale, Fla.	D4b

The term **NFL Rookie** is defined as a player who is in his first season of professional football and has not been on the roster of another professional football team for any regular-season or postseason games. A **Rookie** is designated by an "R" on NFL rosters. Players who have been active in another professional football league or players who have NFL experience, including either preseason training camp or being on an Active List or Inactive List, or on Reserve/Injured or Reserve/Physically Unable to Perform for fewer than six regular-season games, are termed **NFL First-Year Players**. An **NFL First-Year Player** is designated by a "1" on NFL rosters. Thereafter, a player is credited with an additional year of experience for each season in which he accumulates six games on the Active List or Inactive List, or on Reserve/Injured or Reserve/Physically Unable to Perform.


Log on to www.tennesseetitans.com for an up-to-date roster.

The NFC

Arizona Cardinals.....	135
Atlanta Falcons.....	141
Carolina Panthers	147
Chicago Bears	153
Dallas Cowboys	159
Detroit Lions	165
Green Bay Packers	171
Los Angeles Rams.....	177
Minnesota Vikings.....	183
New Orleans Saints.....	189
New York Giants	195
Philadelphia Eagles	201
San Francisco 49ers	207
Seattle Seahawks	213
Tampa Bay Buccaneers	219
Washington Football Team.....	225



ARIZONA CARDINALS



**National Football Conference
West Division**

**Dignity Health Arizona Cardinals
Training Center**
8701 S. Hardy Drive
Tempe, AZ 85284
Telephone: (602) 379-0101

Team Colors: Cardinal Red, Black and White

2021 SCHEDULE

PRESEASON

Aug. 13 **Dallas**.....7:00 PM
Aug. 20 **Kansas City**.....5:00 PM
Aug. 28 at New Orleans.....5:00 PM

REGULAR SEASON

Sept. 12 at Tennessee.....10:00 AM
Sept. 19 **Minnesota**.....1:05 PM
Sept. 26 at Jacksonville.....10:00 AM
Oct. 3 at L.A. Rams.....1:05 PM
Oct. 10 **San Francisco**.....1:25 PM
Oct. 17 at Cleveland.....1:05 PM
Oct. 24 **Houston**.....1:25 PM
Oct. 28 **Green Bay (Thu)**.....5:20 PM
Nov. 7 at San Francisco.....2:25 PM
Nov. 14 **Carolina**.....2:05 PM
Nov. 21 at Seattle.....2:25 PM
BYE
Dec. 5 at Chicago.....11:00 AM
Dec. 13 **L.A. Rams (Mon)**.....6:15 PM
Dec. 19 at Detroit.....11:00 AM
Dec. 25 **Indianapolis (Sat)**.....6:15 PM
Jan. 2 at Dallas.....11:00 AM
Jan. 9 **Seattle**.....2:25 PM

* All times MST

Stadium: State Farm Stadium
1 Cardinals Drive
Glendale, AZ 85305

Opened: 2006
Capacity: 65,000
Playing Surface: Grass

Training Camp:
State Farm Stadium
Glendale, AZ 85305

CLUB OFFICIALS

Owner: Michael Bidwill
General Manager: Steve Keim
Chief Financial Officer: Greg Lee
General Counsel: David Koeninger
Chief People Officer: Kelly Jones
Vice President, Player Personnel:
 Quentin Harris
Vice President, Pro Personnel:
 Adrian Wilson
Senior Vice President, Media Relations:
 Mark Dalton
Senior Vice President, Marketing:
 Lisa Manning
Senior Vice President, Business
 Development: Steve Ryan
Vice President, Football Operations &
 Facilities: Matt Caracciolo
Vice President, Technology: Mark Feller
Vice President, Security:
 Patrick Foster
Vice President, Broadcasting/Digital
 Content: Tim DeLaney
Vice President, Business Development:
 Mike Iaquina
Vice President, Partner Service &
 Activation: Scott Coleman
Vice President, Ticketing: Steve Bomar
Director, Player Personnel: Dru Grigson
Director, College Scouting: Chris Culmer
Senior Personnel Executive:
 Terry McDonough
Western Regional Scout: Josh Scobey
Eastern Regional Scout: Luke Palko
Director, Football Administration:
 Matt Harris
Director, Player Engagement:
 Josh Marriner
Director, Stadium Operations:
 Lacey Probst
College Scouting Coordinator:
 Ryan Gold
Scouts: Zac Canty, Andrew Caskin,
 Zach Devlin, Glen Fox, Chad Jenkins,
 Alfonza Knight, Keegan Leyrer,
 John Mancini, Darius Vinnett
Assistant to the Head Coach: Kenny Bell
Sports Science Coordinator: Evan Lodder
Video Director: Jeff Wallo
Assistant Video Director: Craig Norgren
Video Assistants: Spencer Missioreck,
 Shelby Meyer
Head Athletic Trainer: Tom Reed
Assistant Athletic Trainers:
 Jeff Herndon, Chad Cook, David Hines
Equipment Manager: Mark Ahlemeier
Assistant Equipment Managers:
 Jeff Schwimmer, Parker Brown, Kirk
 Muranaka

COACHING HISTORY

**Chicago 1920-59, St. Louis 1960-87,
Phoenix 1988-93 (566-761-41)**

Records include postseason games

1920	Marshal Smith.....	6-2-2
1921-22	John (Paddy) Driscoll.....	11-6-2
1923-24	Arnold Horween.....	13-8-1
1925-26	Norman Barry.....	16-8-2
1927	Guy Chamberlin.....	3-7-1
1928	Fred Gillies.....	1-5-0
1929	Dewey Scanlon.....	6-6-1
1930	Ernie Nevers.....	5-6-2
1931	LeRoy Andrews*.....	0-1-0
1931	Ernie Nevers.....	5-3-0
1932	Jack Chevigny.....	2-6-2
1933-34	Paul Schissler.....	6-15-1
1935-38	Milan Creighton.....	16-26-4
1939	Ernie Nevers.....	1-10-0
1940-42	Jimmy Conzelman.....	8-22-3
1943-45	Phil Handler**.....	1-29-0
1946-48	Jimmy Conzelman.....	27-10-0
1949	Phil Handler-Buddy Parker***	2-4-0
1949	Raymond (Buddy) Parker.....	4-1-1
1950-51	Earl (Curly) Lambeau****	7-15-0
1951	Phil Handler-Cecil Isbell#	1-1-0
1952	Joe Kuharich.....	4-8-0
1953-54	Joe Stydahar.....	3-20-1
1955-57	Ray Richards.....	14-21-1
1958-61	Frank (Pop) Ivy##	15-31-2
1961	Chuck Drulis-Ray Prochaska- Ray Willsey###	2-0-0
1962-65	Wally Lemm.....	27-26-3
1966-70	Charley Winner.....	35-30-5
1971-72	Bob Hollway.....	8-18-2
1973-77	Don Coryell.....	42-29-1
1978-79	Bud Wilkinson####	9-20-0
1979	Larry Wilson.....	2-1-0
1980-85	Jim Hanifan.....	39-50-1
1986-89	Gene Stallings@.....	23-34-1
1989	Hank Kuhlmann.....	0-5-0
1990-93	Joe Bugel.....	20-44-0
1994-95	Buddy Ryan.....	12-20-0
1996-2000	Vince Tobin@@.....	29-44-0
2000-03	Dave McGinnis.....	17-40-0
2004-06	Dennis Green.....	16-32-0
2007-12	Ken Whisenhunt.....	49-53-0
2013-17	Bruce Arians.....	50-32-1
2018	Steve Wilks.....	3-13-0
2019-20	Kliff Kingsbury.....	13-18-1

* Resigned after one game in 1931

** Co-coach with Walt Kiesling in Chicago
Cardinals-Pittsburgh merger in 1944

*** Co-coaches for first six games in 1949

**** Resigned after 10 games in 1951

Co-coaches

Resigned after 12 games in 1961

Co-coaches

Released after 13 games in 1979

@ Released after 11 games in 1989

@@ Released after seven games in 2000

PAID ATTENDANCE, 2020

Home 9,030
Total 31,170
Away 22,140

Single-game home record,
73,025 (9/19/93), Sun Devil Stadium
103,467 (10/2/05), Azteca Stadium
Single-season home record, 518,652 (2016)

2021 DRAFT CHOICES

Rd	Name	Pos	College
1	Zaven Collins	LB	Tulsa
2	Rondale Moore	WR	Purdue
4	Marco Wilson	CB	Florida
6	Victor Dimukeje	LB	Duke
6	Tay Gowan	CB	Central Florida
7	James Wiggins	S	Cincinnati
7	Michal Menet	OL	Penn St.

ARIZONA CARDINALS

2020 TEAM RECORD

REGULAR SEASON (8-8)

Date	Opponent	Result
Sept. 13	at San Francisco	W 24-20
Sept. 20	WASHINGTON	W 30-15
Sept. 27	DETROIT	L 23-26
Oct. 4	at Carolina	L 21-31
Oct. 11	at N.Y. Jets	W 30-10
Oct. 19	at Dallas	W 38-10
Oct. 25	SEATTLE (OT)	W 37-34
Nov. 8	MIAMI	L 31-34
Nov. 15	BUFFALO	W 32-30
Nov. 19	at Seattle	L 21-28
Nov. 29	at New England	L 17-20
Dec. 6	L.A. RAMS	L 28-38
Dec. 13	at N.Y. Giants	W 26-7
Dec. 20	PHILADELPHIA	W 33-26
Dec. 26	SAN FRANCISCO	L 12-20
Jan. 3	at L.A. Rams	L 7-18

SCORE BY PERIODS

	98	109	90	110	3	—	410
Team							
Opponents	72	128	70	97	0	—	367

2020 TEAM STATISTICS

	Team	Opp.
Total First Downs	381	363
Rushing	136	118
Passing	211	207
Penalty	34	38
3rd Down: Made/Att	80/202	80/202
3rd Down Pct.	39.6	39.6
4th Down: Made/Att	17/25	14/21
4th Down Pct.	68.0	66.7
Possession Avg.	28:46	31:14
Total Net Yards	6153	5631
Avg. Per Game	384.6	351.9
Total Plays	1083	1054
Avg. Per Play	5.7	5.3
Net Yards Rushing	2237	2008
Avg. Per Game	139.8	125.5
Total Rushes	479	436
Net Yards Passing	3916	3623
Avg. Per Game	244.8	226.4
Sacked/Yards Lost	29/186	48/326
Gross Yards	4102	3949
Att./Completions	575/387	570/365
Completion Pct.	67.3	64.0
Had Intercepted	13	11
Punts/Average	58/44.8	67/44.6
Net Punting Avg.	58/39.6	67/40.1
Penalties/Yards	113/868	104/841
Fumbles/Ball Lost	22/8	19/10
Touchdowns	49	42
Rushing	22	13
Passing	27	26
Returns	0	3

2020 INDIVIDUAL STATISTICS

PASSING	Att	Cmp	Yds	Cmp%	Yds/Att	TD	TD%	Int	Int%	LG	Sk/Lost	Rtng
K.Murray	558	375	3971	67.2	7.12	26	4.7	12	2.2	80t	27/176	94.3
Streveler	16	11	105	68.8	6.56	1	6.3	1	6.3	19	2/10	81.5
Lee	1	1	26	100.0	26.00	0	0.0	0	0.0	26	0/0	118.8
Team	575	387	4102	67.3	7.13	27	4.7	13	2.3	80t	29/186	94.1
Opponents	570	365	3949	64.0	6.93	26	4.6	11	1.9	76t	48/326	91.5

TD TD TD TD

SCORING	Tot	Ru	Rec	Rt	PAT	FG	Saf	Pts
Gonzalez	0	0	0	0	38/39	16/22	0	86
K.Murray	11	11	0	0	0	0	66	
Drake	10	10	0	0	0	0	60	
Hopkins	6	0	6	0	0	0	36	
Kirk	6	0	6	0	0	0	36	
Edmonds	5	1	4	0	0	0	30	
Nugent	0	0	0	0	7/7	7/8	0	28
Arnold	4	0	4	0	0	0	24	
Isabella	2	0	2	0	0	0	12	
Daniels	1	0	1	0	0	0	6	
Fitzgerald	1	0	1	0	0	0	6	
Thomas	1	0	1	0	0	0	6	
Jon.Ward	1	0	1	0	0	0	6	
Williams	1	0	1	0	0	0	6	
Team	49	22	27	0	45/46	23/30	1410	
Opponents	42	13	26	3	36/38	25/30	2367	

2-Pt Conv: Team 0-3. Opponents 0-4.

RUSHING

	No.	Yds	Avg	LG	TD
Drake	239	955	4.0	69t	10
K.Murray	133	819	6.2	48	11
Edmonds	97	448	4.6	32	1
Streveler	4	15	3.8	12	0
Kirk	2	3	1.5	3	0
Foster	2	2	1.0	2	0
Hopkins	1	1	1.0	1	0
Isabella	1	-6	-6.0	-6	0
Team	479	2237	4.7	69t	22
Opponents	436	2008	4.6	38t	13

RECEIVING

	No.	Yds	Avg	LG	TD
Hopkins	115	1407	12.2	60	6
Fitzgerald	54	409	7.6	18	1
Edmonds	53	402	7.6	30	4
Kirk	48	621	12.9	80t	6
Arnold	31	438	14.1	59t	4
Drake	25	137	5.5	18	0
Isabella	21	224	10.7	54	2
K.Johnson	15	173	11.5	45	0
Williams	8	102	12.8	42	1
Daniels	8	92	11.5	31	1
Sherfield	5	50	10.0	26	0
Turner	1	26	26.0	26	0
Jon.Ward	1	11	11.0	11t	1
Foster	1	7	7.0	7	0
Thomas	1	3	3.0	3t	1
Team	387	4102	10.6	80t	27
Opponents	365	3949	10.8	76t	26

INTERCEPTIONS

	No.	Yds	Avg	LG	TD
Kirkpatrick	3	13	4.3	13	0
P.Peterson	3	7	2.3	7	0
Baker	2	90	45.0	90	0
Simmons	1	12	12.0	12	0
Hicks	1	6	6.0	6	0
Golden	1	1	1.0	1	0
Team	11	129	11.7	90	0
Opponents	13	229	17.6	84t	2

PUNTING

	No.	Yds	Avg	NetTB	In20	LG	B
Lee	58	2600	44.8	39.6	5	21	61
Team	58	2600	44.8	39.6	5	21	61
Opponents	67	2985	44.6	40.1	8	25	66

PUNT

RETURNS	Ret	FC	Yds	Avg	LG	TD
Kirk	22	10	132	6.0	24	0
Murphy	2	1	3	1.5	3	0
Isabella	1	4	1	1.0	1	0
Team	25	15	136	5.4	24	0
Opponents	22	20	201	9.1	58	0

KICKOFF

RETURNS	No.	Yds	Avg	LG	TD
Edmonds	18	417	23.2	54	0
Foster	2	49	24.5	28	0
Isabella	2	30	15.0	15	0
Daniels	1	9	9.0	9	0
Kirk	1	20	20.0	20	0
Team	24	525	21.9	54	0
Opponents	46	895	19.5	53	0

FIELD

GOALS	1-19	20-29	30-39	40-49	50+
Gonzalez	0/0	4/4	2/2	8/13	2/3
Nugent	0/0	1/1	4/5	2/2	0/0
Team	0/0	5/5	6/7	10/15	2/3
Opponents	0/0	9/9	6/8	3/5	7/8

SACKS

	No.
Reddick	12.5
Gardeck	7.0
Golden	3.0
Kennard	3.0
Blackson	2.5
Allen	2.0
Baker	2.0
Campbell	2.0
Murphy	2.0
Peters	2.0
Phillips	2.0
Simmons	2.0
Coley	1.0
Dogbe	1.0
Fotu	1.0
Cha.Jones	1.0
Mauro	1.0
Vallejo	1.0
Team	48.0
Opponents	29.0

ARIZONA CARDINALS

RECORD HOLDERS

INDIVIDUAL RECORDS—CAREER

Category	Name	Performance
Rushing (Yds.)	Ottis Anderson, 1979-86	7,999
Passing (Yds.)	Jim Hart, 1966-83	34,639
Passing (TDs)	Jim Hart, 1966-83	209
Receiving (No.)	Larry Fitzgerald, 2004-20	1,432
Receiving (Yds.)	Larry Fitzgerald, 2004-20	17,492
Interceptions	Larry Wilson, 1960-72	52
Punting (Avg.)	Andy Lee, 2017-20	47.3
Punt Return (Avg.)	Charley Trippi, 1947-55	13.7
Kickoff Return (Avg.)	Ollie Matson, 1952, 1954-58	28.5
Field Goals	Jim Bakken, 1962-78	282
Touchdowns (Tot.)	Larry Fitzgerald, 2004-20	121
Points	Jim Bakken, 1962-78	1,380
*Sacks	Freddie Joe Nunn, 1985-93	66.5

INDIVIDUAL RECORDS—SINGLE SEASON

Category	Name	Performance
Rushing (Yds.)	Ottis Anderson, 1979	1,605
Passing (Yds.)	Carson Palmer, 2015	4,671
Passing (TDs)	Carson Palmer, 2015	35
Receiving (No.)	DeAndre Hopkins, 2020	115
Receiving (Yds.)	David Boston, 2001	1,598
Interceptions	Bob Nussbaumer, 1949	12
Punting (Avg.)	Andy Lee, 2018	48.6
Punt Return (Avg.)	John (Red) Cochran, 1949	20.9
Kickoff Return (Avg.)	Ollie Matson, 1958	35.5
Field Goals	Neil Rackers, 2005	40
Touchdowns (Tot.)	David Johnson, 2016	20
Points	Neil Rackers, 2005	140
*Sacks	Chandler Jones, 2019	19.0

INDIVIDUAL RECORDS—SINGLE GAME

Category	Name	Performance
Rushing (Yds.)	Beanie Wells, 11-27-11	228
Passing (Yds.)	Boomer Esiason, 11-10-96 (OT)	522
Passing (TDs)	Jim Hardy, 10-2-50	6
	Charley Johnson, 9-26-65, 11-2-69	6
Receiving (No.)	Sonny Randle, 11-4-62	16
Receiving (Yds.)	Sonny Randle, 11-4-62	256
Interceptions	Bob Nussbaumer, 11-13-49	**4
	Jerry Norton, 11-20-60, 11-26-61	**4
	Kwamie Lassiter, 12-27-98	**4
Field Goals	Jim Bakken, 9-24-67	7
Touchdowns (Tot.)	Ernie Nevers, 11-28-29	**6
Points	Ernie Nevers, 11-28-29	**40
*Sacks	Haason Reddick, 12-13-20	5.0

**Sacks became an official statistic in 1982. **NFL Record*

2021 COACHING STAFF

Kliff Kingsbury, Head Coach

Pro Career: Became an NFL head coach for the first time when hired by Arizona on Jan. 11, 2019. In his first two seasons with the Cardinals, Kingsbury has helped lead a turnaround that has resulted in a two-win improvement following his first year in 2019 and a three-win improvement after his second season in 2020. Last year, Arizona finished top-10 in total offense (sixth), rushing yards/game (seventh), rushing TDs (fourth) and offensive TDs (10th) while compiling 6,153 total net yards, the third most in team history. In his first season in 2019, Kingsbury helped Arizona boast a 60.4 percent increase in points scored and a 91.7 percent increase in the total number of scoring drives compared to 2018. Arizona's offense went from No. 32 overall in scoring in 2018 to No. 16 in 2019 and went from No. 32 overall in scoring drives in 2018 to No. 9 in 2019. Under Kingsbury's tutelage, Arizona QB Kyler

Murray – the No. 1 overall pick in the 2019 NFL Draft – was selected to his first Pro Bowl last year after he was named AP NFL Offensive Rookie of the Year in 2019. The former Heisman Trophy winner started all 16 games for the second consecutive season in 2020 and set a franchise record for completion percentage (67.2) while also setting franchise QB records for rushing yards (819) and rushing TDs (11) in a season. Arizona has also featured vastly improved run game under Kingsbury. In 2020, the team amassed 2,000-plus rushing yards and 20-plus rushing TDs in a season for just the sixth time in team history. After finishing the 2018 season ranked No. 32 in the NFL in rushing yards per game and rushing average, Arizona ranked 10th in rushing yards per game (124.4) and second in rushing average (5.03) in 2019. The Cardinals' 5.03-yard team rushing average in '19 is a franchise single-season record. Kingsbury came to Arizona

after spending six seasons (2013-18) as the head coach at his alma mater, Texas Tech. The Red Raiders featured a passing attack that ranked in the top-10 in the country in each year of Kingsbury's tenure, ranked in the top-20 nationally in total offense in all six seasons and finished in the top-25 in scoring five times. Among the QBs Kingsbury mentored in the college ranks were first-round selections Patrick Mahomes (2018 NFL MVP and Super Bowl LIV MVP), Baker Mayfield and Johnny Manziel as well as Case Keenum and Davis Webb. Kingsbury began his coaching career at the University of Houston as the offensive quality control coach (2008-09) prior to being elevated to quarterbacks coach (2010) and co-offensive coordinator in 2011. With Kingsbury serving as co-offensive coordinator in 2011 and calling the plays, Houston led the nation in total offense (599.1 ypg), passing offense and scoring. He spent the 2012 season at

ARIZONA CARDINALS

Texas A&M as offensive coordinator/QBs coach and helped the Aggies finish third nationally in total offense. Career record: 13-18-1.

Background: Kingsbury played quarterback at Texas Tech (1999-02) where he set 39 school records, 16 Big 12 marks and 17 NCAA records during his collegiate career while throwing for 12,423 yards and 95 touchdowns. He was drafted in the sixth round (201st overall) by New England in 2003, spent the 2004 season on the Saints' practice squad and played with the New York Jets in 2005. He played with the Cologne Centurions of NFL Europe in 2006 before attending training camp with the Bills that summer. Kingsbury finished his playing career in the CFL with the Montreal Alouettes and Winnipeg Blue Bombers in 2007. He grew up and played high school football under his father, Tim, at New Braunfels (Texas) High School where he threw for over 3,000 yards and 34 touchdowns as a senior in 1997. In 2018, he was inducted into the Texas High School Football Hall of Fame. Kingsbury earned a bachelor's degree in Management from Texas Tech in 2001.

Personal: Born Aug. 9, 1979, in San Antonio, Texas.

ASSISTANT COACHES

Brentson Buckner, defensive line; born Sept. 30, 1971, Columbus, Ga. Defensive tackle Clemson 1990-93. Pro defensive tackle Pittsburgh Steelers 1994-96, Cincinnati Bengals 1997, San Francisco 49ers 1998-2000, Carolina Panthers 2001-05. Pro coach: Arizona Cardinals 2013-17, Tampa Bay Buccaneers 2018, Oakland Raiders 2019. Rejoined Cardinals in 2020.

Charlie Bullen, outside linebackers; born Sept. 28, 1984, Palatine, Ill. Quarterback Harper College 2003 and 2005, St. Norbert College 2004. No pro playing experience. College coach: Iowa 2007-11. Pro coach: Miami Dolphins 2012-18. Joined Cardinals in 2019.

Bill Davis, linebackers; born Nov. 5, 1965, Youngstown, Ohio. Quarterback/wide receiver Cincinnati 1985-88. No pro playing experience. College coach: Michigan State 1991, Ohio State 2016-18. Pro coach: Pittsburgh Steelers 1992-94, Carolina Panthers 1995-98, Cleveland Browns 1999, Green Bay Packers 2000, Atlanta Falcons 2001-03, New York Giants 2004, San Francisco 49ers 2005-06, Arizona Cardinals 2007-10, Cleveland Browns 2011-12, Philadelphia Eagles 2013-15. Rejoined Cardinals in 2019.

Jim Dray, offensive quality control; born Dec. 31, 1986, Paramus, N.J. Tight end Stanford 2006-09. Pro tight end Arizona Cardinals 2010-13 and 2017, Cleveland Browns 2014-15, Buffalo Bills 2016, San Francisco 49ers 2016. College coach: Stanford 2018. Pro coach: Cleveland Browns 2019. Joined Cardinals in 2020.

Devin Fitzsimmons, assistant special teams; born Oct. 18, 1982, Folsom, La. Quarterback/wide receiver Bucknell 2001-05. No pro playing experience. College coach: Shaw 2005, Bucknell 2006, Kansas State 2007-08, Virginia 2009, Richmond 2010, Rutgers 2012, Delaware 2013, Vanderbilt 2019-20. Pro coach: Indianapolis Colts 2011, Detroit Lions 2014-18. Joined Cardinals in 2021.

Rob Grosso, defensive quality control; born Sept. 22, 1993, Buffalo, N.Y. Wide receiver John Carroll 2011-13. No pro playing experience. Pro coach: Denver Broncos 2018. Joined Cardinals in 2019.

Steve Heiden, tight ends; born Sept. 21, 1976, Rushford, Minn. Tight end South Dakota State 1995-98. Pro tight end San Diego Chargers 1999-2001, Cleveland Browns 2002-09. College coach: Concordia 2012. Pro coach: Joined Cardinals in 2013.

Shawn Jefferson, wide receivers; born Feb. 22, 1969, Jacksonville, Fla. Wide receiver Central Florida 1988-90. Pro wide receiver San Diego Chargers 1991-95, New England Patriots 1996-99, Atlanta Falcons 2000-02, Detroit Lions 2003. Pro coach: Detroit Lions 2005-12, Tennessee Titans 2013-15, Miami Dolphins 2016-18, New York Jets 2019-20. Joined Cardinals in 2021.

Vance Joseph, defensive coordinator; born Sept. 20, 1972, Marrero, La. Quarterback/running back Colorado 1990-94. Pro defensive back New York Jets 1995, Indianapolis Colts 1996. College coach: Colorado 2000-03, Bowling Green 2004. Pro coach: San Francisco 49ers 2005-10, Houston Texans 2011-13, Cincinnati Bengals 2014-15, Miami Dolphins 2016, Denver Broncos 2017-18 (head coach). Joined Cardinals in 2019.

Sean Kugler, run game coordinator/offensive line; born Aug. 9, 1966, Lockport, N.Y. Offensive lineman Texas-El Paso 1985-88. Pro offensive lineman Sacramento Surge (WLAFL) 1991. College coach: Texas-El Paso 1993-2000 and 2013-17, Boise State 2006. Pro coach: Detroit Lions 2001-05, Buffalo Bills 2007-09, Pittsburgh Steelers 2010-12, Denver Broncos 2018. Joined Cardinals in 2019.

Rusty McKinney, defensive assistant; born Oct. 17, 1980, Fairfax County, Va. Linebacker Towson 1998-2001. No pro playing experience. College coach: Saint Anselm 2008, Bentley 2009-13. Pro coach: Cleveland Browns 2014-15, Miami Dolphins 2016-18. Joined Cardinals in 2019.

Buddy Morris, strength and conditioning; born Sept. 29, 1957, South Park, Pa. Attended Pittsburgh. No college or pro playing experience. College coach: Pittsburgh 1980-89; 1997-2001 and 2007-10, Buffalo 2006. Pro coach: Cleveland Browns 2002-04. Joined Cardinals in 2014.

Brian Natkin, assistant offensive line; born Jan. 3, 1978, San Antonio, Texas. Tight end Texas-El Paso 1997-2000. Pro tight end Tennessee Titans 2001. College coach: Texas-El Paso 2004-05 and 2012-17, Northern Colorado 2006, Midwestern State 2007-11, Hutchinson C.C. 2018. Pro coach: Joined Cardinals in 2019.

Mark Naylor, assistant strength and conditioning; born Nov. 14, 1980, Broken Arrow, Okla. No college or pro playing experience. College coach: Ball State 2004-05 and 2009-10, Michigan 2011-17, Eastern Kentucky 2018-19. Pro Coach: Joined Cardinals in 2020.

Marcus Robertson, defensive backs; born Oct. 2, 1969, Pasadena, Calif. Defensive back Iowa State 1987-90. Pro defensive back Houston Oilers/Tennessee Titans 1991-2000, Seattle Seahawks 2001-02. Pro coach: Tennessee Titans 2007-11, Detroit Lions 2012-13, Oakland Raiders 2014-16, Denver Broncos 2017-18. Joined Cardinals in 2019.

Jeff Rodgers, assistant head coach/special teams coordinator; born Jan. 12, 1978, St. Paul, Minn. Linebacker North Texas 1996-2000. No pro playing experience. College coach: Arizona 2001-02, Kansas State 2008. Pro coach: San Francisco 49ers 2003-07, Carolina Panthers 2009-10, Denver Broncos 2011-14, Chicago Bears 2015-17. Joined Cardinals in 2018.

James Saxon, running backs; born March 23, 1966, Burton, S.C. Running back American River (Calif.) C.C. 1984-85 and San Jose State 1986-87. Pro running back Kansas City Chiefs 1988-91, Miami Dolphins 1992-94, Philadelphia Eagles 1995. College coach: Rutgers 1997-98, Menlo 1999. Pro coach: Buffalo Bills 2000, Kansas City Chiefs 2001-07, Miami Dolphins 2008-10, Minnesota Vikings 2011-13, Pittsburgh Steelers 2014-18. Joined Cardinals in 2019.

Don Shumpert, offensive assistant; born Jan. 8, 1992, St. Louis, Mo. Wide receiver Iowa 2010-13. No pro playing experience. College coach: Iowa 2016-17. Pro coach: New York Giants 2018. Joined Cardinals in 2019.

Jerry Sullivan, offensive assistant; born July 13, 1944, Miami, Fla. Quarterback Florida State 1963-64. No pro playing experience. College coach: Kansas State 1971-72, Texas Tech 1973-75, South Carolina 1976-82, Indiana 1983, LSU 1984-90; 2018, Ohio State 1991. Pro coach: San Diego Chargers 1992-96, Detroit Lions 1997-2000, Arizona Cardinals 2001-03, Miami Dolphins 2004, San Francisco 49ers 2005-10, Jacksonville Jaguars 2012-16. Rejoined Cardinals in 2019.

Cam Turner, quarterbacks; born July 29, 1987, Libertyville, Ill. Quarterback/wide receiver The Citadel 2006-09. No pro playing experience. College coach: The Citadel 2010, Florida International 2013-14. Pro coach: Minnesota Vikings 2011-12, Carolina Panthers 2015-17. Joined Cardinals in 2018.

Spencer Whipple, assistant wide receivers; born March 18, 1989, Gibsonia, Pa. Quarterback Pittsburgh 2007, Massachusetts 2008 and Miami (Fla.) 2009-11. No pro playing experience. College coach: Pittsburgh 2012-13, Massachusetts 2014-18. Pro coach: Joined Cardinals in 2019.

Greg Williams, cornerbacks; born March 12, 1976, Bolingbrook, Ill. Wide receiver/defensive back North Carolina 1994-97. Pro defensive back Amsterdam Admirals (NFL) 1999-2000, San Francisco Demons (XFL) 2001, Indiana Firebirds (AFL) 2001-03, Chicago Rush (AFL) 2004-05. College coach: DuPage 2004-05, Arkansas Tech 2006-07, Pittsburgh 2008. Pro coach: San Diego Chargers 2009-15, Indianapolis Colts 2016-17, Denver Broncos 2018. Joined Cardinals in 2019.

ARIZONA CARDINALS

2021 VETERAN ROSTER

No.	Name	Pos.	Ht.	Wt.	Birthdate	NFL Exp.	College	Hometown	How Acq.	'20 Games/ Starts
23	Alford, Robert	CB	5-10	186	11/1/88	7	Southeast Louisiana	Hammond, La.	FA-'19	0*
94	Allen, Zach	DL	6-5	285	8/20/97	3	Boston College	New Canaan, Conn.	D3-'19	13/7
3	Baker, Budda	S	5-10	195	1/10/96	5	Washington	Bellevue, Wash.	D2-'17	15/15
31	Banjo, Chris	S	5-10	207	2/26/90	9	Southern Methodist	Sugar Land, Texas	FA-'19	13/4
68	Beachum, Kelvin	OL	6-3	308	6/8/89	10	Southern Methodist	Mexia, Texas	FA-'20	16/16
46	Brewer, Aaron	LS	6-5	232	7/5/90	10	San Diego State	Fullerton, Calif.	FA-'16	16/0
21	Butler, Malcolm	CB	5-11	190	3/2/90	8	West Alabama	Vicksburg, Miss.	FA-'21	16/16*
62	Calhoun, Shaq	OL	6-3	310	2/20/96	3	Mississippi State	Pleasant Grove, Ala.	FA-'21	1/1*
27	Carter, Jamal	S	6-1	215	4/12/94	3	Miami (Fla.)	Miami, Fla.	FA-'21	1/0*
6	Conner, James	RB	6-1	233	5/5/95	5	Pittsburgh	Erie, Pa.	UFA(Pit)-'21	13/11*
81	Daniels, Darrell	TE	6-3	256	11/22/94	5	Washington	Pittsburg, Calif.	W(Sea)-'18	12/8
91	Dogbe, Michael	DL	6-3	280	5/5/96	3	Temple	Morris Plains, N.J.	D7b-'19	3/0
2	Edmonds, Chase	RB	5-9	205	4/13/96	4	Fordham	Harrisburg, Pa.	D4-'18	16/2
49	Fitts, Kylie	LB	6-4	260	10/11/94	4	Utah	San Bernardino, Calif.	FA-'19	13/1
95	Fotu, Leki	DL	6-5	335	8/23/98	2	Utah	West Valley City, Utah	D4a-'20	11/0
80	Gafford, Rico	WR	5-10	185	5/23/96	3	Wyoming	Des Moines, Iowa	FA-'21	3/0*
53	Gaillard, Lamont	OL	6-3	305	2/8/96	3	Georgia	Fayetteville, N.C.	D6b-'19	13/2
73	Garcia, Max	OL	6-4	309	11/9/91	7	Florida	Norcross, Ga.	UFA(Den)-'19	14/0
45	Gardeck, Dennis	LB	6-0	232	8/9/94	4	Sioux Falls	Lake in the Hills, Ill.	FA-'18	14/0
44 t	Golden, Markus	LB	6-3	260	3/13/91	7	Missouri	St. Louis, Mo.	T(NYG)-'20	9/8
18	Green, A.J.	WR	6-4	210	7/31/88	11	Georgia	Summerville, S.C.	UFA(Cin)-'21	16/14*
41	Hayes, Tae	CB	5-9	188	8/19/97	2	Appalachian State	Decatur, Ala.	FA-'21	3/0*
58	Hicks, Jordan	LB	6-1	236	6/27/92	7	Texas	Cincinnati, Ohio	UFA(Phi)-'19	16/16
16	Hogan, Krishawn	WR	6-3	217	5/12/95	2	Marian	Indianapolis, Ind.	FA-'20	0*
10	Hopkins, DeAndre	WR	6-1	212	6/6/92	9	Clemson	Clemson, S.C.	T(Hou)-'20	16/16
61 t	Hudson, Rodney	OL	6-2	315	7/12/89	11	Florida State	Mobile, Ala.	T(LV)-'21	16/16*
74	Humphries, D.J.	OL	6-5	307	12/28/93	6	Florida	Charlotte, N.C.	D1-'15	16/16
17	Isabella, Andy	WR	5-9	188	11/18/96	3	Massachusetts	Mayfield, Ohio	D2b-'19	13/2
19	Johnson, KeeSean	WR	6-1	201	10/9/96	3	Fresno State	East Palo Alto, Calif.	D6a-'19	8/1
55	Jones, Chandler	LB	6-5	255	2/27/90	10	Syracuse	Endicott, N.Y.	T(NE)-'16	5/5
79	Jones, Josh	OL	6-7	310	6/21/97	2	Houston	Richmond, Texas	D3-'20	13/0
42	Kennard, Devon	LB	6-3	256	6/24/91	8	Southern California	Phoenix, Ariz.	FA-'20	13/4
13	Kirk, Christian	WR	5-11	200	11/18/96	4	Texas A&M	Scottsdale, Ariz.	D2-'18	14/10
90	Lawrence, Rashard	DL	6-2	308	8/27/98	2	LSU	Monroe, La.	D4b-'20	9/1
4	Lee, Andy	P	6-1	185	8/11/82	18	Pittsburgh	Westminster, S.C.	FA-'17	16/0
12	McCoy, Colt	QB	6-1	212	9/5/86	12	Texas	Tuscola, Texas	UFA(NYG)-'21	4/2*
66	Miles, Josh	OL	6-5	325	1/4/96	2	Morgan State	Baltimore, Md.	D7a-'19	0*
7	Murphy Jr., Byron	CB	5-11	190	1/18/98	3	Washington	Scottsdale, Ariz.	D2a-'19	15/7
71	Murray, Justin	OL	6-5	315	4/19/93	3	Cincinnati	Cincinnati, Ohio	W(Oak)-'19	13/7
1	Murray, Kyle	QB	5-10	207	8/7/97	3	Oklahoma	Allen, Texas	D1-'19	16/16
93	Parry, David	DL	6-2	317	3/7/92	4	Stanford	Marion, Iowa	FA-'21	0*
97	Phillips, Jordan	DL	6-6	341	9/21/92	7	Oklahoma	Towanda, Kan.	UFA(Buf)-'20	9/9
5	Prater, Matt	K	5-10	201	8/10/84	15	Central Florida	Estero, Fla.	UFA(Det)-'21	16/0*
67	Pugh, Justin	OL	6-5	311	8/15/90	9	Syracuse	Holland, Pa.	UFA(NYG)-'18	15/15
9	Simmons, Isaiah	LB	6-4	238	7/26/98	2	Clemson	Olathe, Kan.	D1-'20	16/7
54	Smith, Terrance	LB	6-2	235	5/3/93	5	Florida State	Decatur, Ga.	FA-'20	3/0
15	Streveler, Chris	QB	6-1	216	1/6/95	2	South Dakota	Crystal Lake, Ill.	FA-'20	5/0
22	Thompson, Deionte	S	6-1	195	2/11/97	3	Alabama	Orange, Texas	D5-'19	13/4
34	Thompson, Jalen	S	5-11	190	7/18/98	3	Washington State	Downey, Calif.	SD5-'19	5/3
48	Travis, Ross	TE	6-6	248	1/9/93	4	Penn State	Chaska, Minn.	FA-'21	1/0*
47	Turner, Ezekiel	LB	6-2	214	6/9/96	4	Washington	Pasadena, Md.	FA-'18	16/0
51	Vallejo, Tanner	LB	6-1	230	12/16/94	5	Boise State	Penn Valley, Calif.	FA-'19	16/0
29	Ward, Jonathan	RB	6-0	202	9/30/97	2	Central Michigan	Kankakee, Ill.	FA-'20	14/0
28	Washington, Charles	S	5-10	192	3/10/93	5	Fresno State	Inglewood, Calif.	W(Det)-'19	15/0
99	Watt, J.J.	DL	6-5	288	3/22/89	11	Wisconsin	Pewaukee, Wis.	FA-'21	16/16*
39	Whittaker, Jace	CB	5-11	185	7/16/95	2	Arizona	Oceanside, Calif.	FA-'20	4/0
87	Williams, Maxx	TE	6-4	252	4/12/94	7	Minnesota	Waconia, Minn.	UFA(Bal)-'19	9/8
36	Williams, Shawn	S	6-0	212	5/13/91	9	Georgia	Damascus, Ga.	UFA(Cin)-'21	13/0*
65	Winters, Brian	OL	6-4	320	7/10/91	9	Kent State	Hudson, Ohio	UFA(Buf)-'21	16/9*

ARIZONA CARDINALS

* Alford missed '20 season because of injury; Butler played 16 games with Tennessee; Calhoun played one game with Cincinnati; Carter played one game with Atlanta; Conner played 13 games with Pittsburgh; Gafford played three games with Las Vegas; Gilbert opted out of '20 season; Green played 16 games with Cincinnati; Hayes played two games with Miami and one with Minnesota; Hogan last active with New Orleans in '19; Hudson played 16 games with Las Vegas; McCoy played four games with New York Giants; Miles spent '20 with Arizona but did not play; Parry last active with Minnesota in '18; Prater played 16 games with Detroit; Travis played one game with New York Jets; Watt played 16 games with Houston; Williams played 13 games with Cincinnati; Winters played 16 games with Buffalo.

t- Cardinals traded for Golden (NYG) and Hudson (LV).

Traded: OL Mason Cole (14 games in '20) to Minnesota.

Players lost through free agency (five): TE Dan Arnold (CAR, 16 games in '20); DL Angelo Blackson (CHI, 16); RB Kenyan Drake (LV, 15); CB Patrick Peterson (MIN, 16); LB Haason Reddick (CAR, 16).

Also played with Cardinals in '20—CB De'Vante Bausby (one game), TE Evan Baylis (five), LB De'Vondre Campbell (16), DL Trevon Coley (six), TE Seth DeValve (four), WR Larry Fitzgerald (13), RB D.J. Foster (10), K Zane Gonzalez (12), LB Isaiah Irving (one), CB Johnathan Joseph (four), CB Dre Kirkpatrick (14), DL Josh Mauro (three), DL Stacy McGee (two), K Mike Nugent (four), DL Domata Peko Sr. (six), DL Corey Peters (nine), CB Kevin Peterson (12), S Curtis Riley (four), WR Trent Sherfield (15), OL J.R. Sweezy (13), TE Jordan Thomas (four).

FIRST-YEAR ROSTER

Name	Pos.	Ht.	Wt.	Birthdate	College	Hometown	How Acq.
Angeline, Cary	TE	6-6	250	9/8/97	North Carolina State	Chester Springs, Pa.	FA
Baccellia, Andre (1)	WR	5-10	175	1/7/97	Washington	Thousand Oaks, Calif.	FA
Bee, Ryan (1)	DL	6-7	280	11/12/95	Marshall	Ashland, Ohio	FA
Benjamin, Eno (1)	RB	5-9	207	4/13/99	Arizona State	Wylie, Texas	DT-'20
Bowen, Branden (1)	OL	6-7	315	9/17/96	Ohio State	Draper, Utah	FA
Bunting, Ian (1)	TE	6-7	255	2/10/96	California	Hinsdale, Ill.	FA
Burns, Lorenzo	CB	5-10	183	10/10/97	Arizona	Murrieta, Calif.	FA
Collins, Zaven	LB	6-4	260	5/19/99	Tulsa	Hominy, Okla.	D1
Dimukeje, Victor	LB	6-2	262	11/18/99	Duke	Baltimore, Md.	D6a
Feaster, Tavien (1)	RB	6-0	221	12/31/97	South Carolina	Spartanburg, S.C.	FA
Garcia-Williams, Jamell (1)	LB	6-7	264	1/24/97	Alabama-Birmingham	Las Vegas, Nev.	FA
Gowan, Tay	CB	6-1	186	1/7/98	Central Florida	Covington, Ga.	D6b
Harlow, Sean (1)	OL	6-4	303	3/28/95	Oregon State	San Clemente, Calif.	FA
Labelle, Bruno	TE	6-4	247	6/3/97	Cincinnati	Montreal, Quebec, Canada	FA
Martin, Koda (1)	OL	6-6	304	8/21/95	Syracuse	Manvel, Texas	FA-'20
Menet, Michal	OL	6-4	301	8/8/97	Penn State	Birdsboro, Pa.	D7b
Miller, Shareef (1)	LB	6-4	254	3/14/97	Penn State	Philadelphia, Pa.	FA
Moore, Rondale	WR	5-7	181	6/9/00	Purdue	New Albany, Ind.	D2
Muhammad, Khalfani (1)	RB	5-7	174	9/26/94	California	Inglewood, Calif.	FA-'20
Murray, Cam	DL	6-2	294	11/6/97	Oklahoma State	Bryant, Ark.	FA
Nelson, Picasso (1)	CB	5-9	195	4/15/96	Southern Mississippi	Mendenhall, Miss.	FA-'20
Newsome, Tyler (1)	P	6-3	219	7/14/95	Notre Dame	Carrollton, Ga.	FA
Richardson, A.J. (1)	WR	6-0	212	6/2/95	Boise State	Lomita, Calif.	FA-'19
Rutledge, Donald (1)	LB	6-1	215	5/22/97	Georgia Southern	Sumter, S.C.	FA
Seikovits, Bernhard	TE	6-5	262	7/24/97	(no college)	Vienna, Austria	FA
Walker, Reggie (1)	LB	6-2	250	4/22/96	Kansas State	Ponchatoula, La.	FA-'20
Ward, JoJo (1)	WR	5-9	175	12/9/97	Hawaii	Waco, Texas	FA-'20
Weaver, Evan (1)	LB	6-3	235	8/11/98	California	Spokane, Wa.	D6-'20
Wesley, Antoine	WR	6-4	206	10/22/97	Texas Tech	Cibola, Texas	FA
Whitney, Isaac (1)	WR	6-2	204	6/22/94	Southern California	Moore, Okla.	FA-'20
Wiggins, James	S	5-11	209	4/26/97	Cincinnati	Miami, Fla.	D7a
Wilson, Marco	CB	6-0	191	3/3/99	Florida	Fort Lauderdale, Fla.	D4

The term **NFL Rookie** is defined as a player who is in his first season of professional football and has not been on the roster of another professional football team for any regular-season or postseason games. A **Rookie** is designated by an "R" on NFL rosters. Players who have been active in another professional football league or players who have NFL experience, including either preseason training camp or being on an Active List or Inactive List, or on Reserve/Injured or Reserve/Physically Unable to Perform for fewer than six regular-season games, are termed **NFL First-Year Players**. An **NFL First-Year Player** is designated by a "1" on NFL rosters. Thereafter, a player is credited with an additional year of experience for each season in which he accumulates six games on the Active List or Inactive List, or on Reserve/Injured or Reserve/Physically Unable to Perform.

Log on to www.azcardinals.com for an up-to-date roster.

ATLANTA FALCONS



**National Football Conference
South Division**

**4400 Falcon Parkway
Flowers Branch, GA 30542
Telephone: (770) 965-3115**

Team Colors: Black, Red, Silver and White

2021 SCHEDULE

PRESEASON

Aug. 13 **Tennessee** 7:00 PM
 Aug. 21 **at Miami** 7:00 PM
 Aug. 29 **Cleveland** 8:00 PM

REGULAR SEASON

Sept. 12 **Philadelphia** 1:00 PM
 Sept. 19 **at Tampa Bay** 4:05 PM
 Sept. 26 **at New York Giants** 1:00 PM
 Oct. 3 **Washington** 1:00 PM
 Oct. 10 **New York Jets (London)** 9:30 AM
 BYE
 Oct. 24 **at Miami** 1:00 PM
 Oct. 31 **Carolina** 1:00 PM
 Nov. 7 **at New Orleans** 1:00 PM
 Nov. 14 **at Dallas** 1:00 PM
 Nov. 18 **New England (Thu)** 8:20 PM
 Nov. 28 **at Jacksonville** 1:00 PM
 Dec. 5 **Tampa Bay** 1:00 PM
 Dec. 12 **at Carolina** 1:00 PM
 Dec. 19 **at San Francisco** 4:05 PM
 Dec. 26 **Detroit** 1:00 PM
 Jan. 2 **at Buffalo** 1:00 PM
 Jan. 9 **New Orleans** 1:00 PM
**All times ET*

Stadium: Mercedes-Benz Stadium
 1 AMB Drive
 Atlanta, GA 30313

Opened: 2017

Capacity: 71,000 (expandable to 75,000)

Playing Surface: FieldTurf

Training Camp:

Atlanta Falcons
 4400 Falcon Parkway
 Flowers Branch, GA 30542

CLUB OFFICIALS

Owner and Chairman, Blank Family of Businesses: Arthur M. Blank
 Chief Executive Officer, AMB Sports & Entertainment: Steve Cannon
 President & CEO, Atlanta Falcons: Rich McKay
 General Manager: Terry Fontenot
 EVP, Chief Financial & Administrative Officer, AMB Sports & Entertainment: Greg Beadles
 EVP, Chief Brand, CSR and Strategic Communications Officer at Blank Family of Businesses/AMBSE: Brett Jewkes
 Chief Information Officer, AMB Sports & Entertainment: Danny Branch
 Senior Vice President & Chief Human Resources Officer, AMB Sports & Entertainment: Timothy Goodly
 Senior Vice President, Chief Revenue Officer, AMB Sports & Entertainment: Tim Zulawski
 Senior Vice President & General Counsel, AMB Sports & Entertainment: Joe Pierce
 Chief Operating Officer, AMB Sports & Entertainment: Dietmar Exler
 Vice President, Chief Marketing Officer, AMB Sports & Entertainment: Morgan Shaw Parker
 Vice President of Football Communications: David Bassity
 Vice President, Fan Experience, AMB Sports & Entertainment: Harry Hynekamp
 Vice President, Events & Game Experience, AMB Sports & Entertainment: Tameka Rish
 Vice President, Sales and Service, AMB Sports & Entertainment: Don Rovak
 Vice President, Security, AMB Sports & Entertainment: Joe Coomer
 Vice President of Player Personnel: Kyle Smith
 Assistant Director of College Scouting: Dwaune Jones
 Director of Player Personnel: Steve Sabo
 Director of College Scouting: Anthony Robinson
 Director of Sports Medicine: Jake Pfeil
 Head Team Physician: Kyle Hammond
 Strength and Conditioning Coach: Dr. Thomas Stallworth
 Assistant Strength & Conditioning Coaches: Roderick Moore Jr., Bobby Thomas
 Assistant Athletic Trainer: Danny Long
 Physical Therapist, Assistant Athletic Trainer: Jamal Randall Sr.
 Assistant Athletic Trainer: Ari Cowen
 Senior Pro Scout: Rob Kisiel
 Pro Scouts: Reese Hicks, Peniel Jean
 Senior Personnel Executives: Phil Emery, Ruston Webster
 National Scouts: Tokunbo Abanikanda, Michael Ross
 Area Scouts: Joel Collier, Rodrik David, Ryan Doyal, Dante Fagnoli, Shepley Heard, Richard Sanders
 Scouting Coordinators: Rushell Harvey, Kjahna O
 Senior Director of Football Administration: Chris Olsen
 Manager of Football Administration: Kirsten Grohs
 Football Communications Manager: Matt Haley
 Football Communications Coordinators: Gaby Moran, John Deighton

COACHING HISTORY

(379-487-6)

Records include postseason games

1966-68 Norb Hecker* 4-26-1
 1968-74 Norm Van Brocklin** 37-49-3
 1974-76 Marion Campbell*** 6-19-0
 1976 Pat Pepler 3-6-0
 1977-82 Leeman Bennett 47-44-0
 1983-86 Dan Henning 22-41-1
 1987-89 Marion Campbell**** 11-32-0
 1989 Jim Hanifan 0-4-0
 1990-93 Jerry Glanville 28-38-0
 1994-96 June Jones 19-30-0
 1997-2003 Dan Reeves# 52-61-1
 2003 Wade Phillips 2-1-0
 2004-06 Jim Mora 27-23-0
 2007 Bobby Petrino## 3-10-0
 2007 Emmitt Thomas 1-2-0
 2008-14 Mike Smith 67-50-0
 2015-20 Dan Quinn### 46-39-0
 2020 Raheem Morris 4-7-0

*Released after three games in 1968
 **Released after eight games in 1974
 ***Released after five games in 1976
 ****Retired after 12 games in 1989
 #Released after 13 games in 2003
 ##Resigned after 13 games in 2007
 ###Released after five games in 2020

PAID ATTENDANCE, 2020

Home 32,253 Away 56,112
 Total 88,365

Single-game home record,
 71,838 (12/31/17)

Single-season home record,
 569,081 (2018)

2021 DRAFT CHOICES

Rd	Name	Pos	College
1	Kyle Pitts	TE	Florida
2	Richie Grant	S	Central Florida
3	Jalen Mayfield	OL	Michigan
4	Darren Hall	CB	San Diego St.
4	Drew Dalman	OL	Stanford
5	Ta'Quon Graham	DL	Texas
5	Adetokunbo Ogundeji	OLB	Notre Dame
5	Avery Williams	CB	Boise St.
6	Frank Darby	WR	Arizona St.

ATLANTA FALCONS

2020 TEAM RECORD

REGULAR SEASON (4-12)

Date	Opponent	Result
Sept. 13	SEATTLE	L 25-38
Sept. 20	at Dallas	L 39-40
Sept. 27	CHICAGO	L 26-30
Oct. 5	at Green Bay	L 16-30
Oct. 11	CAROLINA	L 16-23
Oct. 18	at Minnesota	W 40-23
Oct. 25	DETROIT	L 22-23
Oct. 29	at Carolina	W 25-17
Nov. 8	DENVER	W 34-27
Nov. 22	at New Orleans	L 9-24
Nov. 29	LAS VEGAS	W 43-6
Dec. 6	NEW ORLEANS	L 16-21
Dec. 13	at L.A. Chargers	L 17-20
Dec. 20	TAMPA BAY	L 27-31
Dec. 27	at Kansas City	L 14-17
Jan. 3	at Tampa Bay	L 27-44

SCORE BY PERIODS

Team	91	131	70	104	0	—	396
Opponents	68	100	96	150	0	—	414

2020 TEAM STATISTICS

	Team	Opp.
Total First Downs	366	367
Rushing	86	97
Passing	243	239
Penalty	37	31
3rd Down: Made/Att	97/221	80/195
3rd Down Pct.	43.9	41.0
4th Down: Made/Att	15/26	10/23
4th Down Pct.	57.7	43.5
Possession Avg.	30:42	29:18
Total Net Yards	5895	6374
Avg. Per Game	368.4	398.4
Total Plays	1078	1034
Avg. Per Play	5.5	6.2
Net Yards Rushing	1532	1677
Avg. Per Game	95.8	104.8
Total Rushes	409	380
Net Yards Passing	4363	4697
Avg. Per Game	272.7	293.6
Sacked/Yards Lost	41/257	29/221
Gross Yards	4620	4918
Att./Completions	628/408	625/425
Completion Pct.	65.0	68.0
Had Intercepted	11	12
Punts/Average	56/42.5	54/45.7
Net Punting Avg.	56/39.3	54/41.8
Penalties/Yards	83/736	91/800
Fumbles/Ball Lost	16/7	21/9
Touchdowns	41	49
Rushing	13	15
Passing	27	34
Returns	1	0

2020 INDIVIDUAL STATISTICS

PASSING	Att	Cmp	Yds	Cmp%	Yds/Att	TD	TD%	Int	Int%	LG	Sk/Lost	Rtng
Ryan	626	407	4581	65.0	7.32	26	4.2	11	1.8	63	41/257	93.3
Gage	2	1	39	50.0	19.50	1	50.0	0	0.0	39t	0/0	135.4
Team	628	408	4620	65.0	7.36	27	4.3	11	1.8	63	41/257	93.9
Opponents	625	425	4918	68.0	7.87	34	5.4	12	1.9	58	29/221	101.7

SCORING	TD				PAT	FG	Saf	Pts
	Tot	Ru	Rec	Rt				
Koo	0	0	0	0	33/36	37/39	0	144
Ridley	9	0	9	0			0	56
Gurley	9	9	0	0			0	54
Hurst	6	0	6	0			0	36
Gage	4	0	4	0			0	24
J.Jones	3	0	3	0			0	18
Powell	2	0	2	0			0	12
Ryan	2	2	0	0			0	12
Treadwell	2	0	2	0			0	12
Hill	1	1	0	0			0	6
D.Jones	1	0	0	1			0	6
I.Smith	1	1	0	0			0	6
Zaccheaus	1	0	1	0			0	6
Fry	0	0	0	0	1/2	1/1	0	4
Team	41	13	27	1	34/38	38/40	0	396
Opponents	49	15	34	0	44/45	24/28	0	414

2-Pt Conv: Ridley: Team 1-3. Opponents 2-4.

RUSHING	No.	Yds	Avg	LG	TD
Gurley	195	678	3.5	35t	9
Hill	100	465	4.7	62	1
I.Smith	63	268	4.3	24	1
Ryan	29	92	3.2	16	2
Gage	2	9	4.5	11	0
Powell	2	7	3.5	4	0
K.Smith	4	7	1.8	3	0
Brooks-James	3	4	1.3	4	0
Ollison	1	3	3.0	3	0
Neasman	1	2	2.0	2	0
Ridley	5	1	0.2	8	0
Zaccheaus	1	0	0.0	0	0
Schaub	3	-4	-1.3	-1	0
Team	409	1532	3.7	62	13
Opponents	380	1677	4.4	45	15

RECEIVING	No.	Yds	Avg	LG	TD
Ridley	90	1374	15.3	63	9
Gage	72	786	10.9	35	4
Hurst	56	571	10.2	42t	6
J.Jones	51	771	15.1	44	3
Hill	25	199	8.0	26	0
Gurley	25	164	6.6	26	0
Zaccheaus	20	274	13.7	51t	1
I.Smith	17	75	4.4	17	0
Blake	13	141	10.8	25	0
Powell	12	69	5.8	13	2
K.Smith	11	59	5.4	13	0
Stocker	7	63	9.0	25	0
Treadwell	6	49	8.2	14	2
Graham	3	25	8.3	11	0
Team	408	4620	11.3	63	27
Opponents	425	4918	11.6	58	34

INTERCEPTIONS	No.	Yds	Avg	LG	TD
Wreh-Wilson	3	26	8.7	23	0
D.Jones	2	84	42.0	67t	1
Oluokun	2	65	32.5	51	0
Allen	2	29	14.5	19	0
Dennard	1	0	0.0	0	0
Neal	1	0	0.0	0	0
Terrell	1	0	0.0	0	0
Team	12	204	17.0	67t	1
Opponents	11	40	3.6	20	0

PUNTING	No.	Yds	Avg	NetTB	IN20	LG	B	
Hofrichter	56	2381	42.5	39.3	2	17	57	0
Team	56	2381	42.5	39.3	2	17	57	0
Opponents	54	2468	45.7	41.8	3	27	67	0

PUNT RETURNS	Ret	FC	Yds	Avg	LG	TD
Powell	17	22	152	8.9	24	0
Rowland	0	1	0	---	---	0
Team	17	23	152	8.9	24	0
Opponents	26	19	142	5.5	21	0

KICKOFF RETURNS	No.	Yds	Avg	LG	TD
Powell	17	343	20.2	29	0
Rowland	2	53	26.5	27	0
Graham	1	13	13.0	13	0
Team	20	409	20.5	29	0
Opponents	43	1010	23.5	76	0

FIELD GOALS	1-19	20-29	30-39	40-49	50+
Koo	0/0	10/10	11/12	8/9	8/8
Fry	0/0	1/1	0/0	0/0	0/0
Team	0/0	11/11	11/12	8/9	8/8
Opponents	0/0	7/7	7/7	7/10	3/4

SACKS	No.
D.Jones	4.5
Jarrett	4.0
Fowler	3.0
C.Harris	3.0
Means	3.0
Oluokun	3.0
Bailey	1.5
Cominsky	1.0
McKinley	1.0
Neal	1.0
Neasman	1.0
Oliver	1.0
Tuioti-Mariner	1.0
Davison	0.5
Ja.Hawkins	0.5
Team	29.0
Opponents	41.0

ATLANTA FALCONS

RECORD HOLDERS

INDIVIDUAL RECORDS—CAREER

Category	Name	Performance
Rushing (Yds.)	Gerald Riggs, 1982-88	6,631
Passing (Yds.)	Matt Ryan, 2008-20	55,767
Passing (TDs)	Matt Ryan, 2008-20	347
Receiving (No.)	Julio Jones, 2011-20	848
Receiving (Yds.)	Julio Jones, 2011-20	12,896
Interceptions	Rolland Lawrence, 1973-80	39
Punting (Avg.)	Matt Bosher, 2011-19	45.7
Punt Return (Avg.)	Darrien Gordon, 2001	14.1
Kickoff Return (Avg.)	Darrick Vaughn, 2000-01	25.7
Field Goals	Matt Bryant, 2009-19	259
Touchdowns (Tot.)	Roddy White, 2005-15	63
Points	Matt Bryant, 2009-19	1,163
Sacks*	John Abraham, 2006-12	68.5

INDIVIDUAL RECORDS—SINGLE SEASON

Category	Name	Performance
Rushing (Yds.)	Jamal Anderson, 1998	1,846
Passing (Yds.)	Matt Ryan, 2016	4,944
Passing (TDs)	Matt Ryan, 2016	38
Receiving (No.)	Julio Jones, 2015	136
Receiving (Yds.)	Julio Jones, 2015	1,871
Interceptions	Scott Case, 1988	10
Punting (Avg.)	Matt Bosher, 2012	47.5
Punt Return (Avg.)	Darrien Gordon, 2001	14.1
Kickoff Return (Avg.)	Darrick Vaughn, 2000	27.7
Field Goals	Younghoe Koo, 2020	37
Touchdowns (Tot.)	Michael Turner, 2008	17
Points	Matt Bryant, 2016	158
Sacks*	John Abraham, 2008	16.5

INDIVIDUAL RECORDS—SINGLE GAME

Category	Name	Performance
Rushing (Yds.)	Michael Turner, 9-7-08	220
Passing (Yds.)	Matt Ryan, 10-2-16	503
Passing (TDs)	Wade Wilson, 12-13-92	5
	Matt Ryan, 9-23-18	5
Receiving (No.)	William Andrews, 11-15-81	15
Receiving (Yds.)	Julio Jones, 10-2-16	300
Interceptions	Many times	2
	Last time by Robert Alford, 10-2-16	
Field Goals	Norm Johnson, 11-13-94	6
Touchdowns (Tot.)	T.J. Duckett, 12-12-04	4
	Michael Turner, 11-23-08	4
Points	T.J. Duckett, 12-12-04	24
	Michael Turner, 11-23-08	24
Sacks*	Adrian Clayborn, 11-12-17	6.0

*Sacks became an official statistic in 1982.

2021 COACHING STAFF

Arthur Smith, Head Coach

Pro Career: Arthur Smith was named the 18th head coach in Atlanta Falcons history on Jan. 15, 2021, and takes over the club after serving as the Tennessee Titans offensive coordinator for the last two seasons (2019-20). During that span, Smith orchestrated one of the NFL's top offenses with the Titans leading the league in red-zone touchdown percentage (75.2), ranking fifth in points per game (27.9) and fifth in total offense (379.6). He oversaw the second-ranked rushing attack in the NFL, averaging 153.5 yards per game on the ground. Over the last two seasons, the Titans have been among the league's best in the red zone. The club's 75.6 (2019) and 75.0 (2020) red-zone touchdown per-

centages are the fourth- and fifth-best single-season marks by a team since 2000. In 2020, Smith's offense averaged 30.7 points per game and 491 total points, which was good for fourth in the NFL and stand as the second-highest marks in team history. Smith spent 10 seasons on the Titans coaching staff, including defensive quality control (2011), offensive quality control (2012), offensive line (2013), assistant tight ends (2014-15) and tight ends (2015-18). Prior to his time in Tennessee, Smith was a defensive quality control coach with the Washington Redskins (2007-08).

Background: Played offensive line at North Carolina and later joined the Tar Heels coaching staff as a graduate assistant (2006), working with

the offensive line. Also spent one season (2010) at Ole Miss.

Personal: Born and raised in Memphis, Tenn., he went to high school at Georgetown Prep (North Bethesda, Md.).

ASSISTANT COACHES

Danny Breyer, offensive assistant. Attended Akron. No college or pro playing experience. College coach: Illinois 2009, Akron 2010-12, Indiana 2013. Pro coach: Tampa Bay 2016-18, joined Falcons in 2020.

Dave Brock, wide receivers; born June 5, 1967, Moorestown, N.J. Linebacker Ferrum 1985-88.

ATLANTA FALCONS

College coach: Salisbury State 1988-89 and 1994, Western Connecticut State 1991-93, Hofstra 1995, 1997-2002, Temple 2002-04, North Carolina 2005-06, Kansas State 2007-08, Boston College 2009-11, Rutgers 2012, Delaware 2013-16 (head coach). Pro coach: Joined Falcons in 2017.

Frank Bush, linebackers; born Athens, Ga. Linebacker North Carolina State 1981-84. Pro linebacker Houston Oilers 1985-86. Pro coach: Houston Oilers 1992-94, Denver Broncos 1995-2003, Arizona Cardinals 2004-06, Houston Texans 2007-10, Tennessee Titans 2011-12, St. Louis/L.A. Rams 2013-16, Miami Dolphins 2017-18, New York Jets 2019-20. Joined Falcons in 2021.

Sal Conti, football analyst. Attended Central Connecticut State and Clemson. No college or pro playing experience. College coach: Central Connecticut State 2014-17. Pro coach: Joined Falcons in 2021.

Gary Emmanuel, defensive line; born New London, Conn. Offensive lineman Westchester C.C. 1976-78. No pro playing experience. College coach: Plymouth State 1981-84, Westchester 1985, Massachusetts 1986-87, Dartmouth 1988-91, Washington State 1994-96, Purdue 1997-2004; 2010-11, San Jose State 2007, Rutgers 2008-09. Pro coach: San Francisco 49ers 2005-06, Indianapolis Colts 2012-17, New York Giants 2018-19. Joined Falcons in 2021.

Lanier Goethie, defensive assistant. Linebacker Mississippi 1999-2002. No pro playing experience. College coach: Delta State 2012-15, Louisiana Tech 2016-17, Duke 2018-20. Pro coach: Joined Falcons in 2021.

Chandler Henley, assistant offensive line; born Littleton, Colo. Wide receiver Yale 2002-06. No pro playing experience. College coach: Vanderbilt 2014, Yale 2015-17. Pro coach: Tennessee Titans 2018-20. Joined Falcons in 2021.

Steve Hoffman, senior assistant; born York, Pa. Quarterback Dickinson College. College coach: Miami (Fla.) 1985-88. Pro coach: Dallas Cowboys 1989-2004, Atlanta Falcons 2006, Miami Dolphins 2007-08, Kansas City Chiefs 2009-11, Oakland Raiders 2012, Tennessee Titans 2013-17. Rejoined Falcons in 2021.

Jon Hoke, secondary; born Kettering, Ohio. Defensive back Ball State 1976-79. Pro defensive back Chicago Bears 1980. College coach: Bowling Green State 1983-86, San Diego State 1987-88, Kent State 1994, Missouri 1994-98, Florida 1999-2001, South Carolina 2015, Maryland 2019-20. Pro coach: Houston Texans 2002-08, Chicago Bears 2009-14, Tampa Bay Buccaneers 2016-18. Joined Falcons in 2021.

Mario Jebraeel, diversity coaching intern. Offensive lineman Nevada-Las Vegas 2005-08. College coach: Nicholls State 2010-12, Arkansas-Monticello 2013-14, Kansas 2015-17, Abilene Christian 2018-20. Pro coach: Joined Falcons in 2021.

Desmond Kitchings, running backs; born Columbia, S.C. Wide receiver Furman 1996-99. No pro playing experience. College coach: Furman 2004-07, Vanderbilt 2008-10, Air Force 2011, North Carolina State 2012-19, South Carolina 2020. Pro coach: Joined Falcons in 2021.

Patrick Kramer, football analyst. No college or pro playing experience. College coach: John Carroll 2016, Tennessee-Chattanooga 2017, Notre Dame 2018-20. Pro coach: Joined Falcons in 2021.

Dwayne Ledford, offensive line; born Marion, N.C. Defensive line/offensive line East Carolina 1995-97. Pro offensive lineman San Francisco 49ers 1999-2000 and 2003-04, Jacksonville Jaguars 2000, Carolina Panthers 2001, Cleveland Browns 2005, New Orleans Saints 2006. College coach: East Carolina 2008-09, Tennessee State 2010, Gardner-Webb 2011, Appalachian State 2012-15, North Carolina State 2016-18, Louisville 2019-20. Pro coach: Joined Falcons in 2021.

Charles London, quarterbacks; born Dunwoody, Ga. Running back Duke 1993-95. No pro playing experience. College coach: Duke 2004-06, Penn State 2012-13. Pro coach: Chicago Bears 2007-09; 2018-20, Tennessee Titans 2011, Houston Texans 2014-17. Joined Falcons in 2021.

Ted Monachino, outside linebackers. Linebacker Missouri 1986-89. No pro playing experience. College coach: TCU 1996-97, James Madison 1998, Missouri State 1999, Boise State 2000, Arizona State 2001-05, Missouri 2018. Pro coach:

Jacksonville Jaguars 2006-09, Baltimore Ravens 2010-15, Indianapolis Colts 2016-17, Chicago Bears 2019-20. Joined Falcons in 2021.

Justin Peelle, tight ends. Tight end Oregon 1998-2001. Pro tight end San Diego Chargers 2002-05, Miami Dolphins 2006-07, Atlanta Falcons 2008-10, San Francisco 49ers 2011. Pro coach: Philadelphia Eagles 2013-20. Joined Falcons in 2021.

Dean Pees, defensive coordinator; born Dunkirk, Ohio. No college or pro playing experience. College coach: Findlay 1979-82, Miami (Ohio) 1983-86, Navy 1987-89, Toledo 1990-93, Notre Dame 1994, Michigan State 1995-97, Kent State 1998-2003 (head coach). Pro coach: New England Patriots 2004-09, Baltimore Ravens 2010-17, Tennessee Titans 2018-19. Joined Falcons in 2021.

Matt Pees, defensive assistant; born Bowling Green, Ohio. No college or pro playing experience. Pro coach: Tennessee Titans 2018-19. Joined Falcons in 2021.

Nick Perry, assistant defensive backs. Safety Alabama 2010-14. No pro playing experience. College coach: Alabama 2017-20. Pro coach: Joined Falcons in 2021.

Dave Ragone, offensive coordinator; born Middleburg Heights, Ohio. Quarterback Louisville 1999-2002. Pro quarterback Houston Texans 2003-05. Pro coach: Tennessee Titans 2011-13, Washington Redskins 2015, Chicago Bears 2016-20. Joined Falcons in 2021.

Marquice Williams, special teams coordinator; born Fresno, Calif. Defensive back Fresno C.C. and University of Mary (N.D.). No pro playing experience. College coach: Winona State 2010, Central Oklahoma 2011, South Dakota 2012-15. Pro coach: Los Angeles Chargers 2016-18, Detroit Lions 2019-20. Joined Falcons in 2021.

T.J. Yates, passing game specialist; born Marietta, Ga. Quarterback North Carolina 2007-10. Pro quarterback Houston Texans 2011-13, 2015 and 2017, Atlanta Falcons 2014, Miami Dolphins 2016, Buffalo Bills 2017. Pro coach: Houston Texans 2019-20. Joined Falcons in 2021.

ATLANTA FALCONS

2021 VETERAN ROSTER

No.	Name	Pos.	Ht.	Wt.	Birthdate	NFL		College	Hometown	How Acq.	'20 Games/ Starts
						Exp.					
68	Andrews, Josh	OL	6-2	298	6/21/91	5		Oregon State	Los Angeles, Calif.	FA-'21	15/4*
98	Ankou, Eli	DL	6-3	325	6/8/94	5		UCLA	Orleans, Ontario, Canada	FA-'21	7/0*
13	Blake, Christian	WR	6-1	181	6/8/96	3		Northern Illinois	Ft. Lauderdale, Fla.	PS-'18	16/1
99	Bullard, Jonathan	DL	6-3	296	10/22/93	5		Florida	Shelby, N.C.	FA-'21	6/0*
50	Cominsky, John	DL	6-5	285	11/22/95	3		Charleston (W.Va.)	Baberton, Ohio.	D4b-'19	13/2
51	Copeland, Brandon	ILB	6-3	255	7/2/91	7		Pennsylvania	Baltimore, Md.	FA-'21	6/4*
90	Davidson, Marlon	DL	6-3	278	5/11/98	2		Auburn	Greenville, Ala.	D2-'20	8/0
28	Davis, Mike	RB	5-9	220	2/19/93	7		South Carolina	Stone Mountain, Ga.	FA-'21	15/12*
96	Davison, Tyeler	DL	6-2	200	9/3/92	7		Fresno State	Scottsdale, Ariz.	FA-'19	16/15
56	Fowler Jr, Dante	OLB	6-3	255	8/3/94	7		Florida	St. Petersburg, Fla.	FA-'20	14/14
14	Gage, Russell	WR	6-0	184	1/22/96	4		LSU	Baton Rouge, La.	D6a-'18	16/8
73	Gono, Matt	OL	6-4	305	5/10/96	4		Wesley	Cinnaminson, N.J.	FA-'18	16/4
87	Graham, Jaeden	TE	6-4	250	10/10/95	3		Yale	Aurora, Colo.	PS-'18	16/0
39	Green, T.J.	DB	6-3	215	3/15/95	3		Clemson	Sylacauga, Ala.	FA-'20	1/0
44	Hall, Tyler	CB	5-9	190	10/31/98	2		Wyoming	Hawthorne, Calif.	CFa-'20	9/0
21	Harmon, Duron	DB	6-1	205	1/24/91	9		Rutgers	Magnolia, Del.	FA-'21	16/16*
23	Harris, Erik	S	6-2	220	4/2/90	5		California (Pa.)	New Oxford, Pa.	FA-'21	14/11*
47	Harris, Josh	LS	6-1	240	4/27/89	9		Auburn	Carrollton, Ga.	FA-'12	16/0
32	Hawkins, Jaylinn	S	6-1	208	8/25/97	2		California	Buena Park, Calif.	D4b-'20	12/2
61	Hennessy, Matt	OL	6-4	295	11/17/97	2		Temple	Bardonia, N.Y.	D3-'20	13/2
4	Hofrichter, Sterling	P	5-10	196	12/5/96	2		Syracuse	Valrico, Fla.	D7-'20	16/0
81	Hurst, Hayden	TE	6-4	260	8/24/93	4		South Carolina	Jacksonville, Fla.	T(Bal)-'20	16/11
97	Jarrett, Grady	DL	6-0	305	4/28/93	7		Clemson	Conyers, Ga.	D5-'15	16/16
45	Jones, Deion	ILB	6-1	222	11/4/94	6		LSU	New Orleans, La.	D2-'16	16/16
71	Jones, Sam	OL	6-5	290	2/21/96	2		Arizona State	Highlands Ranch, Colo.	FA-'21	0/0*
7	Koo, Younghoe	K	5-10	195	8/3/94	4		Georgia Southern	Seoul, South Korea	FA-'19	15/0
63	Lindstrom, Chris	G	6-4	307	2/28/97	3		Boston College	Dudley, Mass.	D1a-'19	16/16
70	Matthews, Jake	T	6-5	309	2/11/92	8		Texas A&M	Missouri City, Texas	D1-'14	16/16
76	McGary, Kaleb	T	6-6	306	2/22/95	3		Washington	Fife, Wash.	D1b-'19	14/13
55	Means, Steven	DL	6-3	263	9/16/90	5		Buffalo	Buffalo, N.Y.	FA-'18	16/11
52	Mingo, Barkevious	OLB	6-5	238	10/4/90	9		LSU	Belle Glade, Fla.	FA-'21	16/3*
22	Moreau, Fabian	CB	6-0	204	4/9/94	5		UCLA	Davie, Fla.	FA-'21	16/1*
20	Oliver, Isaiah	CB	6-0	210	9/30/96	4		Colorado	Goodyear, Ariz.	D2-'18	16/12
30	Ollison, Qadree	RB	6-1	232	9/8/96	2		Pittsburgh	Niagara Falls, N.Y.	D5a-'19	3/0
54	Oluokun, Foyesade	ILB	6-2	229	8/2/95	4		Yale	St. Louis, Mo.	D6b-'18	16/16
84	Patterson, Cordarrelle	RB	6-2	227	3/17/91	9		Tennessee	Rock Hill, S.C.	FA-'21	16/3*
18	Ridley, Calvin	WR	6-1	190	12/20/94	4		Alabama	Fort Lauderdale, Fla.	D1-'18	15/15
2	Ryan, Matt	QB	6-4	217	5/17/85	14		Boston College	Exton, Pa.	D1a-'08	16/16
94	Senat, Deadrin	DL	6-0	314	7/22/94	4		South Florida	Immokalee, Fla.	D3-'18	5/0
20	Sheffield, Kendall	CB	5-10	212	5/30/96	3		Ohio State	Missouri City, Texas	D4a-'19	13/9
40	Smith, Keith	FB	6-0	240	4/8/92	8		San Jose State	Covina, Calif.	FA-'19	16/8
85	Smith, Lee	TE	6-6	265	11/21/87	10		Marshall	Powell, Tenn.	T(Buf)-'21	10/2*
	Sweet, William	OL	6-6	313	4/29/97	2		North Carolina	Jacksonville, Fla.	FA-'21	0/0*
24	Terrell, A.J.	CB	6-1	195	9/23/98	2		Clemson	Atlanta, Ga.	D1-'20	14/14
91	Tuioti-Mariner, Jacob	OLB	6-2	285	7/25/96	3		UCLA	Corona, Calif.	PS-'18	16/0
43	Walker, Mykal	ILB	6-3	230	8/28/97	2		Fresno State	Sacramento, Calif.	D4a-'20	16/6
17	Zaccheaus, Olamide	WR	5-8	193	7/23/97	3		Virginia	Plainfield, N.J.	FA-'19	11/2

ATLANTA FALCONS

* Andrews played 15 games with New York Jets; Ankou played seven games with Dallas; Bullard played six games with Seattle; Copeland played six games with New England; Davis played 15 games with Carolina; Harmon played 16 games with Detroit; Harris played 14 games with Las Vegas; S.Jones last active with Denver in '18; Mingo played 16 games with Chicago; Moreau played 16 games with Washington; Patterson played 16 games with Chicago; Smith played 10 games with Buffalo; Sweet active but did not play with Dallas in '20.

t- Falcons traded for L.Smith (BUF).

Traded: WR Julio Jones (nine games in '20) to Tennessee.

Players lost through free agency (six): DL Charles Harris (DET, 13 games in '20); S Damontae Kazee (DAL, four); C Alex Mack (SF, 14); OL Justin McCray (HOU, 10); S Keanu Neal (DAL, 15); LB LaRoy Reynolds (NE, 16).

Also played with Falcons in '20—DL Allen Bailey (16 games); OL James Carpenter (13), CB Darqueze Dennard (eight), RB Todd Gurley (15), RB Brian Hill (16), WR Julio Jones (nine), S Sharrod Neasman (16), WR Brandon Powell (15), LB Edmond Robinson (13), QB Matt Schaub (one), RB Ito Smith (14), TE Luke Stocker (16), Laquon Treadwell (five), OL John Wetzel (four), CB Bledi Wreh-Wilson (15).

FIRST-YEAR ROSTER

Name	Pos.	Ht.	Wt.	Birthdate	College	Hometown	How Acq.
Abrams Jr., Delrick (1)	CB	6-3	185	4/6/97	Colorado	Angie, La.	FA-'20
Beavers, Willie (1)	OL	6-5	324	10/9/93	Western Michigan	Southfield, Mich.	FA-'20
Becker, Ryan (1)	TE	6-5	248	12/23/97	Southern Methodist	Marble Falls, Texas	FA
Brooks-James, Tony (1)	RB	5-9	179	12/6/94	Oregon	Gainesville, Fla.	FA-'20
Dalman, Drew	OL	6-3	300	10/15/98	Stanford	Salinas, Calif.	D4b
Darby, Frank	WR	6-1	200	9/8/97	Arizona State	Jersey City, N.J.	D6
Dawe, Zac	DL	6-4	271	7/27/95	Brigham Young	Pleasant Grove, Utah	FA
Dortch, Greg (1)	WR	5-7	173	5/29/98	Wake Forest	Richmond, Va.	FA-'20
Etheridge, Dorian	ILB	6-3	230	11/21/98	Louisville	Charleston, W.Va.	FA
Franks, Feleipe	QB	6-6	228	12/22/97	Arkansas	Crawfordville, Fla.	FA
Graham, Ta'Quon	DL	6-4	294	12/1/98	Texas	Temple, Texas	D5a
Grant, Richie	S	6-0	194	11/9/97	Central Florida	Fort Walton Beach, Fla.	D2
Green, Juwan (1)	WR	6-0	187	7/1/98	Albany	Martinsburg, W.Va.	FA-'20
Hall, Darren	CB	6-0	190	5/2/00	San Diego State	Pasadena, Calif.	D4a
Hargrove, Bryce	OL	6-4	320	10/12/97	Pittsburgh	Akron, Ohio	FA
Hawkins, Javian	RB	5-9	182	11/3/99	Louisville	Titusville, Fla.	FA
Hesse, Parker	TE	6-3	261	5/26/95	Iowa	Waukon, Iowa	FA
Huntley, Caleb	RB	5-10	229	9/15/98	Ball State	Atlanta, Ga.	FA
Johnson, Dwayne	S	6-2	215	3/11/97	San Diego State	Murrieta, Calif.	FA
Jones, Kobe	OLB	6-4	260	5/10/98	Mississippi State	Starkville, Miss.	FA
Maggio, Dom (1)	P	6-1	192	4/23/98	Wake Forest	Monkton, Md.	FA
Mayfield, Jalen	OL	6-5	320	5/23/00	Michigan	Grand Rapids, Mich.	D3
Murphy, Marcus	S	6-1	200	9/17/98	Mississippi State	West Point, Miss.	FA
Neuzil, Ryan	OL	6-3	290	7/31/97	Appalachian State	Bradenton, Fla.	FA
Nunn, Antonio	WR	5-11	200	9/14/96	Buffalo	Tampa, Fla.	FA
Ogundejii, Adetokunbo	OLB	6-4	268	10/9/98	Notre Dame	West Bloomfield, Mich.	D5b
Pace, JR	S	6-1	210	10/6/98	Northwestern	College Park, Ga.	FA
Pitts, Kyle	TE	6-6	245	10/6/00	Florida	Philadelphia, Pa.	D1
Pututau, Alani	OLB	6-2	235	3/24/95	Adams State	Victorville, Calif.	FA
Raine, John	TE	6-2	230	3/27/98	Northwestern	Miami, Fla.	FA
Rowland, Chris (1)	WR	5-8	170	12/19/97	Tennessee State	Nolensville, Tenn.	FA-'20
Sagapolu, Olive (1)	DL	6-2	331	2/16/97	Wisconsin	Pago Pago, American Samoa	FA
Sculthorpe, Joe	OL	6-3	307	6/11/98	North Carolina State	Hampstead, N.C.	FA
Slayton, Chris (1)	DL	6-4	309	8/1/96	Syracuse	University Park, Ill.	FA-'20
Smith, Kion	OL	6-5	295	10/7/98	Fayetteville State	Lumberton, N.C.	FA
Thompson, Erroll	ILB	6-1	250	10/1/97	Mississippi State	Florence, Ala.	FA
Trammell, Austin	WR	5-10	185	7/4/98	Rice	Spring, Texas	FA
Williams, Avery	CB	5-9	195	7/15/98	Boise State	Pasadena, Calif.	D5c
Williamson, Chris (1)	DB	6-0	205	5/19/97	Minnesota	Atlanta, Ga.	FA-'20
Wright, Willie (1)	OL	6-3	300	2/25/96	Tulsa	Houston, Texas	FA-'20

The term **NFL Rookie** is defined as a player who is in his first season of professional football and has not been on the roster of another professional football team for any regular-season or postseason games. A **Rookie** is designated by an "R" on NFL rosters. Players who have been active in another professional football league or players who have NFL experience, including either preseason training camp or being on an Active List or Inactive List, or on Reserve/Injured or Reserve/Physically Unable to Perform for fewer than six regular-season games, are termed **NFL First-Year Players**. An **NFL First-Year Player** is designated by a "1" on NFL rosters. Thereafter, a player is credited with an additional year of experience for each season in which he accumulates six games on the Active List or Inactive List, or on Reserve/Injured or Reserve/Physically Unable to Perform.

Log on to www.atlantafalcons.com for an up-to-date roster.

CAROLINA PANTHERS



**National Football Conference
South Division**

800 South Mint Street
Charlotte, NC 28202-1502
Telephone: (704) 358-7000

Team Colors: Black, Panther Blue and Silver

2021 SCHEDULE

PRESEASON

Aug. 15 at Indianapolis.....1:00 PM
Aug. 21 Baltimore.....7:00 PM
Aug. 27 Pittsburgh.....7:30 PM

REGULAR SEASON

Sept. 12 **N.Y. Jets**.....1:00 PM
Sept. 19 **New Orleans**.....1:00 PM
Sept. 23 at Houston (Thu).....8:20 PM
Oct. 3 at Dallas.....1:00 PM
Oct. 10 **Philadelphia**.....1:00 PM
Oct. 17 **Minnesota**.....1:00 PM
Oct. 24 at N.Y. Giants.....1:00 PM
Oct. 31 at Atlanta.....1:00 PM
Nov. 7 **New England**.....1:00 PM
Nov. 14 at Arizona.....4:05 PM
Nov. 21 **Washington**.....1:00 PM
Nov. 28 at Miami.....1:00 PM
BYE
Dec. 12 **Atlanta**.....1:00 PM
Dec. 18/19 at Buffalo.....TBD
Dec. 26 **Tampa Bay**.....1:00 PM
Jan. 2 at New Orleans.....1:00 PM
Jan. 9 at Tampa Bay.....1:00 PM
** All times ET*

Stadium: Bank of America Stadium
Charlotte, NC 28202-1502

Opened: 1996
Capacity: 73,778
Playing Surface: Grass

Training Camp:
Wofford College
Spartanburg, SC 29303

CLUB OFFICIALS

Owner: David Tepper
President – Business Operations:
Tom Glick
General Manager: Scott Fitterer
Vice President – Chief Revenue Officer:
Jake Burns
Vice President – Chief Financial Officer:
Kristi Coleman
Senior Advisor to the Chairman & Vice
President of Football Operations:
Steven Drummond
Vice President – Chief Operating Officer:
Mark Hart
Vice President – Ticket Sales & Services:
Joe LaBue
Assistant General Manager: Dan Morgan
Vice President – Human Resources:
Kisha Smith

COACHING HISTORY

(209-223-1)

Records include postseason games

1995-98 Dom Capers.....31-35-0
1999-2001 George Seifert.....16-32-0
2002-10 John Fox.....78-74-0
2011-19 Ron Rivera*.....79-67-1
2019 Perry Fewell.....0-4-0
2020 Matt Rhule.....5-11-0

*Released after 12 games in 2019

PAID ATTENDANCE, 2020

Home 31,969 Away 18,575
Total 50,544
Single-game home record,
76,136 (12/10/95)
Single-season home record,
579,192 (2006)

2021 DRAFT CHOICES

Rd	Name	Pos	College
1	Jaycee Horn	CB	South Carolina
2	Terrace Marshall	WR	LSU
3	Brady Christensen	T	Brigham Young
3	Tommy Tremble	TE	Notre Dame
4	Chuba Hubbard	RB	Oklahoma St.
5	Daviyon Nixon	DT	Iowa
5	Keith Taylor	CB	Washington
6	Deonte Brown	G	Alabama
6	Shi Smith	WR	South Carolina
6	Thomas Fletcher	LS	Alabama
7	Phil Hoskins	DT	Kentucky

CAROLINA PANTHERS

2020 TEAM RECORD

REGULAR SEASON (5-11)

Date	Opponent	Result
Sept. 13	LAS VEGAS	L 30-34
Sept. 20	at Tampa Bay	L 17-31
Sept. 27	at L.A. Chargers	W 21-16
Oct. 4	ARIZONA	W 31-21
Oct. 11	at Atlanta	W 23-16
Oct. 18	CHICAGO	L 16-23
Oct. 25	at New Orleans	L 24-27
Oct. 29	ATLANTA	L 17-25
Nov. 8	at Kansas City	L 31-33
Nov. 15	TAMPA BAY	L 23-46
Nov. 22	DETROIT	W 20-0
Nov. 29	at Minnesota	L 27-28
Dec. 13	DENVER	L 27-32
Dec. 19	at Green Bay	L 16-24
Dec. 27	at Washington	W 20-13
Jan. 3	NEW ORLEANS	L 7-33

SCORE BY PERIODS

Team	89	107	58	96	0	—	350
Opponents	85	117	80	120	0	—	402

2020 TEAM STATISTICS

	Team	Opp.
Total First Downs	335	360
Rushing	110	114
Passing	192	211
Penalty	33	35
3rd Down: Made/Att	76/195	98/199
3rd Down Pct.	39.0	49.2
4th Down: Made/Att	15/27	6/10
4th Down Pct.	55.6	60.0
Possession Avg.	30:59	29:01
Total Net Yards	5592	5761
Avg. Per Game	349.5	360.1
Total Plays	993	1022
Avg. Per Play	5.6	5.6
Net Yards Rushing	1704	1936
Avg. Per Game	106.5	121.0
Total Rushes	407	408
Net Yards Passing	3888	3825
Avg. Per Game	243.0	239.1
Sacked/Yards Lost	36/241	29/199
Gross Yards	4129	4024
Att./Completions	550/373	585/398
Completion Pct.	67.8	68.0
Had Intercepted	16	7
Punts/Average	45/46.3	51/43.8
Net Punting Avg.	45/40.8	51/40.7
Penalties/Yards	95/752	85/713
Fumbles/Ball Lost	13/5	22/15
Touchdowns	38	46
Rushing	19	17
Passing	16	28
Returns	3	1

2020 INDIVIDUAL STATISTICS

PASSING	Att	Cmp	Yds	Cmp%	Yds/Att	TD	TD%	Int	Int%	LG	Sk/Lost	Rtng
Bridgewater	492	340	3733	69.1	7.59	15	3.0	11	2.2	75t	31/205	92.1
Walker	56	32	368	57.1	6.57	1	1.8	5	8.9	52	4/31	45.8
Charlton	1	1	28	100.0	28.00	0	0.0	0	0.0	28	1/5	118.8
Moore	1	0	0	0.0	0.00	0	0.0	0	0.0	—	0/0	39.6
Team	550	373	4129	67.8	7.51	16	2.9	16	2.9	75t	36/241	87.5
Opponents	585	398	4024	68.0	6.88	28	4.8	7	1.2	50	29/199	98.4

TD TD TD TD

SCORING	Tot	Ru	Rec	Rt	PAT	FG	Saf	Pts
SlYe	0	0	0	0	33/36	29/36	0	120
Davis	8	6	2	0	0	0	0	48
McCaffrey	6	5	1	0	0	0	0	36
Bridgewater	5	5	0	0	0	0	0	30
Samuel	5	2	3	0	0	0	0	30
Moore	4	0	4	0	0	0	0	24
Anderson	3	0	3	0	0	0	0	20
Chinn	2	0	0	2	0	0	0	12
Bonnafon	1	0	1	0	0	0	0	6
Smith	1	1	0	0	0	0	0	6
Thomas	1	0	1	0	0	0	0	6
Thompson	1	0	1	0	0	0	0	6
Zylstra	1	0	0	1	0	0	0	6
Team	38	19	16	3	33/36	29/36	0	350
Opponents	46	17	28	1	37/43	29/31	0	402

2-Pt Conv: Anderson. Team 1-2.
Opponents 1-3.

RUSHING

	No.	Yds	Avg	LG	TD
Davis	165	642	3.9	25	6
Bridgewater	53	279	5.3	18t	5
McCaffrey	59	225	3.8	15	5
Samuel	41	200	4.9	45	2
Smith	41	156	3.8	13	1
Bonnafon	12	69	5.8	22	0
Cannon	10	33	3.3	13	0
Chinn	2	29	14.5	28	0
Stevens	4	24	6.0	10	0
Moore	2	22	11.0	21	0
Anderson	4	15	3.8	11	0
Armah	6	9	1.5	3	0
Hartsfield	2	2	1.0	2	0
Zylstra	1	1	1.0	1	0
Walker	5	-2	-0.4	2	0
Team	407	1704	4.2	45	19
Opponents	408	1936	4.7	98t	17

RECEIVING

	No.	Yds	Avg	LG	TD
Anderson	95	1096	11.5	75t	3
Samuel	77	851	11.1	44	3
Moore	66	1193	18.1	74t	4
Davis	59	373	6.3	23	2
Thomas	20	145	7.3	21	1
McCaffrey	17	149	8.8	24	1
Smith	9	59	6.6	12	0
Manhertz	6	52	8.7	17	0
Cooper	5	73	14.6	32	0
Armah	5	18	3.6	14	0
S.Roberts	4	31	7.8	12	0
Zylstra	3	35	11.7	28	0
Cannon	3	16	5.3	19	0
Bonnafon	2	18	9.0	15	1
Kirkwood	1	13	13.0	13	0
Thompson	1	7	7.0	7t	1
Team	373	4129	11.1	75t	16
Opponents	398	4024	10.1	50	28

INTERCEPTIONS

	No.	Yds	Avg	LG	TD
Jackson	3	110	36.7	66	0
Boston	1	0	0.0	0	0
Burris	1	0	0.0	0	0
Chinn	1	0	0.0	0	0
Whitehead	1	0	0.0	0	0
Team	7	110	15.7	66	0
Opponents	16	116	7.3	48	0

PUNTING

	No.	Yds	Avg	Net	TB	In	20	LG	B
Charlton	45	2082	46.3	40.8	3	21	67	0	0
Team	45	2082	46.3	40.8	3	21	67	0	0
Opponents	51	2233	43.8	40.7	2	22	65	0	0

PUNT

RETURNS	Ret	FC	Yds	Avg	LG	TD
Cooper	20	18	117	5.9	20	0
Team	20	18	117	5.9	20	0
Opponents	18	16	184	10.2	83t	1

KICKOFF

RETURNS	No.	Yds	Avg	LG	TD
Cooper	18	430	23.9	38	0
Cannon	10	298	29.8	98	0
Zylstra	1	6	6.0	6	0
Team	29	734	25.3	98	0
Opponents	7	144	20.6	29	0

FIELD

GOALS	1-19	20-29	30-39	40-49	50+
SlYe	0/0	11/12	10/10	7/8	1/6
Team	0/0	11/12	10/10	7/8	1/6
Opponents	0/0	8/8	8/8	7/8	6/7

SACKS

	No.
Burns	9.0
Obada	5.5
Haynes	4.0
Gross-Matos	2.5
Brown	2.0
Kerr	2.0
Boston	1.0
Chinn	1.0
Franklin	1.0
Roy	1.0
Team	29.0
Opponents	36.0

CAROLINA PANTHERS

RECORD HOLDERS

INDIVIDUAL RECORDS—CAREER

Category	Name	Performance
Rushing (Yds.)	Jonathan Stewart, 2008-17	7,318
Passing (Yds.)	Cam Newton, 2011-19	29,041
Passing (TDs)	Cam Newton, 2011-19	182
Receiving (No.)	Steve Smith, 2001-13	836
Receiving (Yds.)	Steve Smith, 2001-13	12,197
Interceptions	Chris Gamble, 2004-12	27
Punting (Avg.)	Todd Sauerbrun, 2001-04	45.5
Punt Return (Avg.)	Winslow Oliver, 1996-98	10.7
Kickoff Return (Avg.)	Michael Bates, 1996-2000	25.7
Field Goals	John Kasay, 1995-2010	351
Touchdowns (Tot.)	Steve Smith, 2001-13	75
Points	John Kasay, 1995-2010	1,482
*Sacks	Julius Peppers, 2002-09, 2017-18	97.0

INDIVIDUAL RECORDS—SINGLE SEASON

Category	Name	Performance
Rushing (Yds.)	DeAngelo Williams, 2008	1,515
Passing (Yds.)	Steve Beuerlein, 1999	4,436
Passing (TDs)	Steve Beuerlein, 1999	36
Receiving (No.)	Christian McCaffrey, 2019	116
Receiving (Yds.)	Steve Smith, 2005	1,563
Interceptions	Doug Evans, 2001	8
Punting (Avg.)	Brad Nortman, 2013	47.8
Punt Return (Avg.)	Ted Ginn, Jr., 2013	12.2
Kickoff Return (Avg.)	Michael Bates, 1996	30.2
Field Goals	John Kasay, 1996	37
Touchdowns (Tot.)	DeAngelo Williams, 2008	20
Points	Graham Gano, 2015	146
*Sacks	Kevin Greene, 1998	15.0
	Greg Hardy, 2013	15.0

INDIVIDUAL RECORDS—SINGLE GAME

Category	Name	Performance
Rushing (Yds.)	DeAngelo Williams, 12-30-12	210
Passing (Yds.)	Cam Newton, 9-18-11	432
Passing (TDs)	Steve Beuerlein, 1-2-00	5
	Cam Newton, 11-22-15, 12-6-15, 12-20-15	5
Receiving (No.)	Steve Smith, 11-20-05	14
	Christian McCaffrey, 9-16-18	14
Receiving (Yds.)	Steve Smith, 10-30-05	201
Interceptions	Deon Grant, 9-22-02	3
Field Goals	John Kasay, 12-5-04	6
Touchdowns (Tot.)	DeAngelo Williams, 11-30-08, 12-21-08	4
Points	DeAngelo Williams, 11-30-08, 12-21-08	24
*Sacks	Greg Hardy, 12-29-13	4.0

*Sacks became an official statistic in 1982.

2021 COACHING STAFF

Matt Rhule, Head Coach

Pro Career: Named the fifth head coach in Carolina Panthers history on Jan. 8, 2020. Rhule joined Carolina after three seasons (2017-19) as the head coach at Baylor University. Rhule helped rebuild the Baylor program, guiding the team from a 1-11 finish in his first season to a 7-6 record and a bowl berth in 2018 to an 11-3 record and appearance in the Big 12 Championship and the Sugar Bowl in 2019. He was voted the Chuck Neinas Coach of the Year by his peers. Baylor's appearance in the Sugar Bowl in 2019 was just the second-ever in school history, and under Rhule's leadership the Bears became the first Power 5 program to go from 11 losses (2017) to 11

wins (2019) within two seasons. Prior to his stint at Baylor, Rhule was the head coach at Temple (2013-16), where he took the Owls from a 2-10 mark in his first season to a 6-6 record in 2014 and two consecutive 10-win seasons in 2015 and 2016. He guided the Owls to the school's first back-to-back 10-win seasons, a pair of bowl berths (2015-16), and the 2016 American Athletic Conference championship. He helped the Owls improve from a two-win season in his first year at the school in 2013. Rhule has spent 23 years as a coach in the college and NFL ranks. Rhule was an assistant offensive line coach with the New York Giants (2012), and a college assistant at Temple (2006-11), serving as offensive coordinator

(2008-11), quarterbacks coach and recruiting coordinator (2007), and defensive line coach (2006). He also was part of the staffs at Western Carolina (2002-05), UCLA (2001), Buffalo (1999-2000) and Albright College (1998). Career record: 5-11.

Background: Played linebacker at Penn State (1994-97).

Personal: Rhule and his wife Julie have three children, Bryant, Vivienne and Leona. Rhule holds a master's degree from Buffalo.

ASSISTANT COACHES

Brian Angelichio, tight ends; born Dec. 27, 1972, Ilion, N.Y. Linebacker St. Lawrence 1991-95. No pro

CAROLINA PANTHERS

playing experience. College coach: SUNY-Brockport 1995, Ithaca 1996-2005, Pittsburgh 2006-10, Rutgers 2011. Pro coach: Tampa Bay Buccaneers 2012-13, Cleveland Browns 2014-15, Green Bay Packers 2016-18, Washington Redskins 2019. Joined Panthers in 2020.

Thomas Barbeau, assistant strength and conditioning; born July 11, 1992, Plymouth, N.H. Attended McGill University. No college or pro playing experience. College coach: Plymouth State 2016-17, Baylor 2017-19. Pro coach: Joined Panthers in 2020.

Chase Blackburn, special teams coordinator; born June 10, 1983, Marysville, Ohio. Linebacker Akron 2001-04. Pro linebacker linebacker New York Giants 2005-12, Carolina Panthers 2013-14. Pro coach: Joined Panthers in 2016.

Joe Brady, offensive coordinator; born Sept. 23, 1989, Pembroke Pines, Fla. Wide receiver William & Mary 2009-12. College coach: Temple 2013-14, Penn State 2015-16, LSU 2019. Pro coach: New Orleans Saints 2017-18. Joined Panthers in 2020.

Evan Cooper, cornerbacks; born Feb. 11, 1987, Miami, Fla. Defensive back Temple 2005-08. No pro playing experience. College coach: Temple 2013-14, 2015-16, Miami (Fla.) 2015, Baylor 2017-19. Pro coach: Joined Panthers in 2020.

Rob Dvoracek, coaching assistant; born March 14, 1994, Linebacker Temple 2012-13. No pro playing experience. College coach: Temple 2014-16, Baylor 2017-18, Lehigh 2019. Pro coach: Joined Carolina in 2021.

Ed Foley, assistant special teams; born Sept. 26 1967, Cherry Hill, N.J. Offensive lineman Bucknell 1985-88. No pro playing experience. College coach: Albany 1989-90, Pennsylvania 1991-93 and 1995-96, Williams College 1994, Jacksonville 1997-98, Fordham 1999-2005, Hofstra 2006-07, Temple 2008-18, Baylor 2019. Pro coach: Joined Panthers 2020.

Kevin M. Gilbride, defensive analyst; born, Dec. 14, 1979, Quarterback Brigham Young 1998 and Hawaii 2000. No pro playing experience. College coach: Syracuse 2003-05, Georgetown 2006, Temple 2007-09. Pro coach: New York Giants 2010-17, Chicago Bears 2018-19. Joined Panthers in 2021.

Al Holcomb, defensive run game coordinator; born Oct. 22, 1970, Queens, N.Y. Attended West Virginia. No college or pro playing experience. College coach: Temple 1995-96, Colby College 1997, Bloomsburg 1998-2003, Kutztown 2004-05, Lafayette 2006-08. Pro coach: New York Giants 2009-12, Carolina Panthers 2013-17, Arizona Cardinals 2018, Cleveland Browns 2019. Rejoined Panthers in 2020.

Frisman Jackson, offensive pass game coordinator/wide receivers; born June 12, 1979, Chicago, Ill. Quarterback Northern Illinois 1997-99,

Quarterback/wide receiver Western Illinois 2000-01. Pro wide receiver Cleveland Browns 2002-06, New York Jets 2007. College coach: Western Illinois 2008-09, Akron 2010-11, Northern Illinois 2012, North Carolina State 2013-14, Temple 2015-16, Baylor 2018-19. Pro coach: Tennessee Titans 2017. Joined Panthers in 2020.

Don Johnson, pass rush specialist; born Nov. 3, 1954, Newark, N.J. Defensive lineman Jersey City State 1973-76. No pro playing experience. College coach: Jersey City State 1984-85, Riverside C.C. 1987-90, Nevada 1995-99, UCLA 2000-04. Pro coach: Chicago Bears 2005-06, Oakland Raiders 2007-08, San Diego Chargers 2009-15, Arizona Cardinals 2018. Joined Panthers in 2021.

Terrance Knighton, coaching assistant; born July 4, 1986, in Hartford, Conn. Defensive tackle Temple 2005-08. Pro defensive tackle Jacksonville Jaguars 2009-12, Denver Broncos 2013-14, Washington Redskins 2015. College coach: Wagner 2018-20. Pro coach: Joined Panthers in 2021.

Matt Lombardi, assistant quarterbacks; born Sept. 30, 1990, Strongsville, Ohio. Attended Delaware. No college or pro playing experience. College coach: Louisville 2014-16, Baylor 2017-18. Pro coach: Miami Dolphins 2019. Joined Panthers in 2020.

Garret McGuire, coaching assistant; born Feb. 3, 1999, in Cedar Hill, Texas. Quarterback Baylor 2017-20. No pro playing experience. Pro coach: Joined Panthers in 2021.

Pat Meyer, offensive line; born April 5, 1972, Youngstown, Ohio. Offensive lineman Colorado State 1991-94. Pro offensive lineman Arizona Cardinals 1995, St. Louis Stampede (AFL) 1996. College coach: Memphis 1997-99, North Carolina State 2000-06, Florida State 2007, Colorado State 2008-11. Pro coach: Montreal Alouettes (CFL) 2012, Chicago Bears 2013-14, Buffalo Bills 2015-16, Los Angeles Chargers 2017-19. Joined Panthers in 2020.

Jeff Nixon, senior offensive assistant/running backs; born Oct. 16, 1974, Rochester, Pa. Running back West Virginia 1993-94 and Penn State 1995-96. No pro playing experience. College coach: Penn State 1997, Princeton 1998, Shippensburg 1999-2002, Tennessee-Chattanooga 2003-05, Temple 2006, Baylor 2017-19. Pro coach: Philadelphia Eagles 2007-10, Miami Dolphins 2011-15, San Francisco 2016. Joined Panthers in 2020.

Frank Okam, defensive line; born Oct. 16, 1985, Pine Bluff, Ark. Defensive tackle Texas 2004-07. Pro defensive tackle Houston Texans 2008-10, Seattle Seahawks 2010, Tampa Bay Buccaneers 2010-12, New York Giants 2013. College coach: Rice 2014-17, Baylor 2018-19. Pro coach: Joined Panthers in 2020.

Sean Ryan, quarterbacks; born May 1, 1972, Hudson Falls, N.Y. Defensive back/linebacker Hamilton College 1991-94. No pro playing experience. College coach: Siena 1997, Albany 1998-99, Colgate 2000, Boston College 2001-02, Columbia 2003-05, Harvard 2006. Pro coach: New York Giants 2007-15, Houston Texans 2016-18, Detroit Lions 2019-20. Joined Panthers in 2021.

Jeremy Scott, head strength and conditioning coach; born June 18, 1973, Wilkes-Barre, Pa. Attended Lock Haven. No college or pro playing experience. College coach: Penn State 1998-2012, Princeton 2012, Temple 2013-17, Baylor 2017-19. Pro coach: Joined Panthers in 2020.

Jason Simmons, defensive pass game coordinator/secondary; born March 30, 1976, Inglewood, Calif. Cornerback Arizona State 1994-97. Pro defensive back Pittsburgh Steelers 1998-2001, Houston Texans 2002-07. Pro coach: Green Bay Packers 2019. Joined Panthers in 2020.

Mike Siravo, senior defensive assistant/linebackers; born March 9, 1976, Pawtucket, R.I. Linebacker Boston College 1997-99. No pro playing experience. College coach: Boston College 1998-2000 and 2007-12, Columbia 2003-05, Temple 2006 and 2013-16, Baylor 2017-19. Pro coach: Joined Panthers in 2020.

Phil Snow, defensive coordinator; born Dec. 22, 1955, Woodland, Calif. Attended Sacramento College. College coach: Laney College 1979-81, Boise State 1982-86, California 1987-91, Arizona State 1992-2000, UCLA 2001-02, Washington 2003, Eastern Michigan 2010-12, Temple 2013-16, Baylor 2017-19. Pro coach: Detroit Lions 2005-08. Joined Panthers in 2020.

Tony Sparano Jr., assistant offensive line; born Oct. 22, 1986, in Boston, Mass. Defensive end Albany 2006-09. No pro playing experience. Pro coach: Hartford Colonials (UFL) 2010, Miami Dolphins 2011, New York Jets 2012-13, Buffalo Bills 2015-16, Jacksonville Jaguars 2017-20. Joined Panthers in 2021.

Grant Udinski, coaching assistant; born Jan. 12, 1996, Doylestown, Pa. Tight end Davidson 2014-15 and Towson 2016-18. No pro playing experience. College coach: Baylor 2019. Pro coach: Joined Carolina in 2020.

Cedric Whitaker, coaching assistant; born Nov. 14 1992, Houston, Texas. Defensive back Texas Lutheran 2012-15. No pro experience. College coach: Texas Lutheran 2014-16, Baylor 2017-18, Houston Baptist 2019. Pro coach: Joined Panthers in 2020.

CAROLINA PANTHERS**2021 VETERAN ROSTER**

No.	Name	Pos.	Ht.	Wt.	Birthdate	NFL Exp.	College	Hometown	How Acq.	'20 Games/ Starts
11	Anderson, Robby	WR	6-3	190	05/09/93	6	Temple	Fort Lauderdale, Fla.	UFA-20 (NYJ)	16/16
85	Arnold, Dan	TE	6-6	220	03/15/95	5	Wisconsin-Platteville	Janesville, Wis.	FA-21	16/5*
17	Bayless, Omar	WR	6-1	210	12/15/96	2	Arkansas State	Laurel, Miss.	FA-20	0*
39	Bonnaafon, Reggie	RB	6-0	215	01/04/96	3	Louisville	Louisville, Ky.	FA-18	2/0
24	Bouye, A.J.	CB	6-0	190	08/16/91	9	Central Florida	Tucker, Ga.	FA-21	7/7*
95	Brown, Derrick	DT	6-5	318	04/15/98	2	Auburn	Buford, Ga.	D1-20	16/15
10	Bryant, Ventell	WR	6-3	206	08/24/96	2	Temple	Tampa, Fla.	FA-20	0
53	Burns, Brian	DE	6-5	250	04/23/98	3	Florida State	Fort Lauderdale, Fla.	D1-19	15/14
31	Burris, Justin	S	6-0	210	08/04/93	6	North Carolina State	Raleigh, N.C.	UFA-20 (CLE)	13/12
36	Cannon, Trenton	RB	5-11	185	07/23/94	4	Virginia State	Hampton, Va.	W-20 (NYJ)	14/0
56	Carter Jr., Jermaine	LB	6-1	225	01/14/95	4	Maryland	Rockville, Md.	D5-18	16/7
34	Chandler, Sean	S	5-10	200	04/27/96	3	Temple	Camden, N.J.	FA-20	0
3	Charlton, Joseph	P	6-5	190	04/07/97	2	South Carolina	Columbia, S.C.	FA-20	16/0
21	Chinn, Jeremy	LB	6-3	220	02/26/98	2	Southern Illinois	Fishers, Ind.	D2b-20	15/15
-	#Cooper, Pharoh	WR	5-11	210	03/07/95	5	South Carolina	Havelock, S.C.	UFA-20 (ARI)	16/1
65	Daley, Dennis	G	6-6	325	08/07/96	3	South Carolina	Columbia, S.C.	D6-19	5/3
14	t- Darnold, Sam	QB	6-3	225	06/05/97	4	Southern California	Capistrano Beach, Calif.	T-21 (NYJ)	12/12*
60	Eflelein, Pat	OL	6-3	305	07/06/94	5	Ohio State	Pickerington, Ohio	FA-21	1/1*
75	Erving, Cameron	T	6-5	305	08/23/92	7	Florida State	Moultrie, Ga.	FA-21	6/5*
91	Fox, Morgan	DL	6-3	275	09/12/94	5	Colorado State-Pueblo	Fountain, Colo.	FA-21	16/2*
42	Franklin, Sam	S	6-3	210	02/02/96	2	Temple	Crystal River, Fla.	FA-20	14/4
7	Grier, Will	QB	6-1	220	04/03/95	3	West Virginia	Charlotte, N.C.	D3-19	0
97	Gross-Matos, Yetur	DE	5-5	265	02/26/98	2	Penn State	Spotsylvania, Va.	D2a-20	12/7
38	Hartsfield, Myles	DB	5-11	210	08/05/97	2	Mississippi	Sayreville, N.J.	FA-20	16/0
98	Haynes, Marquis	DE	6-2	235	12/16/93	4	Mississippi	Jacksonville, Fla.	D4b-18	15/0
40	Hill, Lano	S	6-1	215	11/26/95	5	Michigan	Detroit, Mich.	FA-21	2/0*
26	Jackson, Donte	CB	5-10	180	11/08/95	4	LSU	Metairie, La.	D2-18	14/13
44	Jansen, JJ	LS	6-2	325	01/20/86	14	Notre Dame	Phoenix, Ariz.	T-09 (GB)	16/0
90	Jones, DaQuan	DT	6-4	232	12/17/91	8	Penn State	Johnston City, N.Y.	UFA-21 (TEN)	16/16*
18	Kirkwood, Keith	WR	6-3	210	12/26/93	4	Temple	Neptune, N.J.	FA-20	1/0
96	Larkin, Austin	DE	6-3	255	04/06/95	2	Purdue	San Ramon, Calif.	FA-20	9/0
74	Little, Greg	T	6-5	310	11/04/97	3	Mississippi	Allen, Texas	D2-19	10/3
49	Luvu, Frankie	LB	6-3	235	09/19/96	4	Washington State	Tafuna, American Samoa	FA-21	13/3*
22	McCaffrey, Christian	RB	5-11	205	06/07/96	5	Stanford	Highlands Ranch, Colo.	D1-17	3/3
29	Melvin, Rashaan	CB	6-2	195	10/02/89	9	Northern Illinois	Waukegan, Ill.	FA-21	0*
55	Miller, Christian	DE	6-3	245	06/16/96	2	Alabama	Columbia, S.C.	D4-19	0*
67	Miller, John	G	6-3	315	08/12/93	6	Louisville	Miami, Fla.	FA-20	14/14
83	Moore, David	WR	6-0	215	01/15/95	5	East Central (Okla.)	Gainesville, Texas	FA-21	16/6*
2	Moore, DJ	WR	6-0	210	04/14/97	4	Maryland	Philadelphia, Pa.	D1-18	15/14
72	Moton, Taylor	T	6-5	325	08/14/94	5	Western Michigan	Okemos, Mich.	D2b-17	16/16
-	# Okung, Russell	T	6-5	310	10/07/88	11	Oklahoma State	Fort Bend, Texas	T-20 (LAC)	7/7
61	Paradis, Matt	C	6-3	300	10/12/89	7	Boise State	Council, Idaho	UFA-19 (DEN)	16/16
52	Perryman, Denzel	LB	5-11	240	12/05/92	7	Miami (Fla.)	Coral Gables, Fla.	FA-21	13/6*
25	Pride Jr., Troy	CB	5-11	195	01/19/98	2	Notre Dame	Greer, S.C.	D4-20	14/8
43	Reddick, Haason	OLB	6-1	235	09/22/94	5	Temple	Camden, N.J.	FA-21	16/11*
92	Reid, Carauan	DT	6-2	305	11/23/91	7	Princeton	Bronx, N.Y.	FA-21	7/0*
27	Robinson, Kenny	S	6-2	200	01/08/99	2	West Virginia	Wilkinsburg, Pa.	D5-20	9/0
93	Roy, Brawion	DT	6-1	330	10/18/96	2	Baylor	Spring, Texas	D6-20	15/9
78	Scott, Trent	T	6-5	320	01/25/94	3	Grambling State	Huntsville, Ala.	W-20 (LAC)	14/4
-	# Schofield, Michael	G	6-6	300	11/15/90	7	Michigan	Orland Park, Ill.	FA-20	11/3
4	Slye, Joey	K	5-11	213	04/10/96	3	Virginia Tech	Stafford, Va.	FA-19	16/0
20	Smith, Rodney	RB	5-11	210	02/28/96	2	Minnesota	Jonesboro, Ga.	FA-20	7/1
50	Stanford, Julian	LB	6-1	230	09/02/90	8	Wagner	Bloomfield, Conn.	FA-21	16/0
-	# Taylor, Adarius	LB	6-0	230	09/21/90	6	Florida Atlantic	Lakeland, Fla.	FA-20	13/2
80	Thomas, Ian	TE	6-4	260	06/06/96	4	Indiana	Baltimore, Md.	D4a-18	16/8
23	Thomas-Oliver, Stanitley	CB	6-0	190	06/04/98	2	Florida International	Punta Gorda, Fla.	D7-20	10/0
86	Thompson, Colin	TE	6-4	255	12/15/93	2	Temple	Doylestown, Pa.	FA-20	15/4
54	Thompson, Shaq	LB	6-0	230	04/21/94	7	Washington	Sacramento, Calif.	D1-15	16/15
6	Walker, PJ	QB	5-11	212	02/26/95	2	Temple	Elizabeth, N.J.	FA-20	4/1
-	# Whitehead, Tahir	LB	6-1	240	04/02/90	9	Temple	Newark, N.J.	FA-20	14/10
16	Zylstra, Brandon	WR	6-2	215	03/25/93	4	Concordia	Spicer, Minn.	W-19 (MIN)	16/2

CAROLINA PANTHERS

* Arnold played 16 games with Arizona; Bayless missed '20 season because of injury; Bouye played seven games with Denver; Darnold played 12 games with New York Jets; Elflein played one game with New York Jets; Erving played six games with Dallas; Fox played 16 games with Los Angeles Rams; Herron played four games with Detroit; Jones played 16 games with Tennessee; Luvu played 13 games with New York Jets; Melvin opted out of '20 season; Moore played 16 games with Seattle; Perryman played 13 games with Los Angeles Chargers; Reddick played 16 games with Arizona.

t- Darnold (12 games in '20) acquired in trade from New York Jets.

Unrestricted free agent; subject to developments.

Players lost through free agency (eight): Alex Armah (NO, 16 games in '20); Mike Davis (ATL, 15); Rasul Douglas (LV, 15); Corn Elder (DET, 14); Tyler Larsen (WAS, 13); Chris Manhertz (JAX, 16); Chris Reed (IND, 14); Curtis Samuel (WAS, 15).

Also played with Panthers in '20—Eli Apple (two games), Tre Boston (16), Woodrow Hamilton (five), Natrell Jamerson (four), Zach Kerr (13), Kawann Short (three), Seth Roberts (seven), Stephen Weatherly (nine).

FIRST-YEAR ROSTER

Name	Pos.	Ht.	Wt.	Birthdate	College	Hometown	How Acq.
Brown, Deonte	G	6-3	365	1/15/98	Alabama	Decatur, Ala.	D6a
Brown, Spencer	RB	6-0	220	12/31/69	Alabama-Birmingham	Warrior, Ala.	FA
Christensen, Brady	T	6-6	305	9/27/96	Brigham Young	Bountiful, Utah	D3a
Clark, Darius	RB	6-2	210	7/6/96	Newberry	Johns Island, S.C.	FA
Daniel, Mikey (1)	FB	6-0	235	11/3/96	South Dakota St.	Brookings, S.D.	FA
Donnerson, Kendall (1)	DE	6-3	250	4/22/96	Southeast Missouri	Maumelle, Ark.	FA
Dragucevich III, Oscar	P	6-0	180	4/17/98	Washington State	Hutto, Texas	FA
Fisher, Paddy	LB	6-3	240	1/22/98	Northwestern	Katy, Texas	FA
Fletcher, Thomas	LS	6-1	235	10/1/98	Alabama	Bradenton, Fla.	D3a
Horn, Jaycee	CB	6-1	200	11/26/99	South Carolina	Alpharetta, Ga	D1
Horton, Mike (1)	G	6-4	325	10/7/96	Auburn	Atlanta, Ga.	FA-20
Hoskins, Phil	DT	6-5	315	1/2/97	Kentucky	Toledo, Ohio	D7
Hubbard, Chuba	RB	6-0	210	6/11/99	Oklahoma State	Sherwood Park, Alberta, Canada	D4
Hyman, Ishmael (1)	WR	6-0	196	8/23/95	James Madison	Holmdel, N.J.	FA-20
Ibe, J.T.	S	5-10	195	6/13/96	South Carolina	Mansfield, Texas	FA
Ivey, Martez (1)	T	6-5	315	7/25/95	Florida	Apopka, Fla.	FA-20
Johnston, Clay (1)	LB	6-1	232	8/8/96	Baylor	Abilene, Texas	FA-20
Julius, Jalen (1)	DB	5-10	190	8/19/96	Mississippi	Winter Garden, Fla.	FA
Kaskey, Matt (1)	T	6-7	325	3/17/97	Dartmouth	Winnetka, Ill.	FA-19
Marshall Jr., Terrace	WR	6-3	200	6/9/00	LSU	Bossier City, La.	D2
Michel, Marken (1)	WR	5-11	190	7/6/93	Massachusetts	Plantation, Fla.	FA-20
Monteiro, Aaron (1)	G	6-6	315	3/25/97	Boston College	Brockton, Mass	FA-19
Moore, David	G	6-2	330	5/12/98	Grambling State	Little Rock, Ark.	FA
Nixon, Daviyon	DT	6-3	305	12/13/98	Iowa	Kenosha, Wis.	D5a
Panasiuk, Mike (1)	DT	6-4	300	10/13/97	Michigan State	Roselle, Ill.	FA-20
Ricci, Giovanni (1)	TE	6-3	240	10/16/96	Western Michigan	Loveland, Ohio	FA-20
Simon, Micah	WR	6-1	195	5/28/97	Brigham Young	Dallas, Texas	FA
Smith, Shi	WR	5-10	185	10/26/98	South Carolina	Union, S.C.	D6b
Stevens, Tommy (1)	QB	6-5	235	12/15/96	Mississippi State	Indianapolis, Ind.	FA-20
Stokke, Mason	FB	6-2	245	1/28/98	Wisconsin	Menomonie, Wis.	FA
Sullivan, Stephen (1)	TE	6-5	242	11/28/96	LSU	Donaldsonville, La.	FA-20
Taylor, Keith	CB	6-2	190	5/3/99	Washington	Long Beach, Calif.	D5b
Tecklenburg, Sam (1)	C	6-4	310	1/31/97	Baylor	Plano, Texas	FA-20
Tremble, Tommy	TE	6-4	250	6/2/00	Notre Dame	Peachtree Corners, Ga.	D3b

The term **NFL Rookie** is defined as a player who is in his first season of professional football and has not been on the roster of another professional football team for any regular-season or postseason games. A **Rookie** is designated by an "R" on NFL rosters. Players who have been active in another professional football league or players who have NFL experience, including either preseason training camp or being on an Active List or Inactive List, or on Reserve/Injured or Reserve/Physically Unable to Perform for fewer than six regular-season games, are termed **NFL First-Year Players**. An **NFL First-Year Player** is designated by a "1" on NFL rosters. Thereafter, a player is credited with an additional year of experience for each season in which he accumulates six games on the Active List or Inactive List, or on Reserve/Injured or Reserve/Physically Unable to Perform.

Log on to www.panthers.com for an up-to-date roster.

CHICAGO BEARS



**National Football Conference
North Division**

Halas Hall
1920 Football Drive
Lake Forest, IL 60045
Telephone: (847) 295-6600

Team Colors: Navy Blue, Orange and White

2021 SCHEDULE

PRESEASON

Aug. 14 **Miami**12:00 PM
Aug. 21 **Buffalo**12:00 PM
Aug. 28 at Tennessee.....6:00 PM

REGULAR SEASON

Sept. 12 at L.A. Rams7:20 PM
Sept. 19 **Cincinnati**12:00 PM
Sept. 26 at Cleveland12:00 PM
Oct. 3 **Detroit**12:00 PM
Oct. 10 at Las Vegas3:05 PM
Oct. 17 **Green Bay**12:00 PM
Oct. 24 at Tampa Bay3:25 PM
Oct. 31 **San Francisco**12:00 PM
Nov. 8 at Pittsburgh (Mon)7:15 PM
BYE
Nov. 21 **Baltimore**12:00 PM
Nov. 25 at Detroit (Thanksgiving) ..11:30 AM
Dec. 5 **Arizona**12:00 PM
Dec. 12 at Green Bay7:20 PM
Dec. 20 **Minnesota** (Mon)7:15 PM
Dec. 26 at Seattle3:05 PM
Jan. 2 **N.Y. Giants**12:00 PM
Jan. 9 at Minnesota12:00 PM

**All times CT; Sunday night games in Weeks 5-17 subject to change*

Stadium: Soldier Field
1410 S. Museum Campus Dr.
Chicago, IL 60605

Opened: 1924
Capacity: 61,500
Playing Surface: Natural Grass

Training Camp:
Halas Hall
Lake Forest, IL 60045

CLUB OFFICIALS

Chairman: George H. McCaskey
Secretary: Virginia H. McCaskey
President and CEO: Ted Phillips
General Manager: Ryan Pace
Vice President: Pat McCaskey
Vice President: Brian McCaskey
SVP, Marketing and Communications:
Scott Hagel
SVP, Business Strategy and CFO:
Karen Murphy
SVP and General Counsel: Cliff Stein
SVP, Sales and Customer Relations:
Lee Twarling
Director of Video Services:
Dave Hendrickson
Director of Video Technology: Dan Tuohy
Assistant Video Director: Dean Pope
Video Assistant: Jack Dowling
Sports Science Coordinator & Dietitian:
Jenn Gibson
Head Athletic Trainer: Andre Tucker
Assistant Athletic Trainers: Tim Ridner,
Will Rogers, Jeremy Smith
Physical Therapist: Tristen Asken
Head Equipment Manager: Tony Medlin
Assistant Equipment Managers:
Carl Piekarski, Drew Strom
Thomas Woody
Equipment/Administrative Assistant:
Jimmy Couto
Director of Football Administration:
Joseph Laine
Director of Player Personnel: Josh Lucas
Assistant Director of Player Personnel:
Anthony "Champ" Kelly
Director of College Scouting:
Mark Sadowski
National Scout: Francis Saint-Paul,
Chris Prescott
Area Scouts: Breck Ackley, Scott Hamel,
John Syty, Sam Summerville,
David Williams
Executive Scout: Jeff Shiver
Combine Scout: Brendan Rehor
Pro Scout: Jeff King, Brad Obee,
Chris White
Scouting Coordinator: Bobby Macedo
Scouting Assistant: James Cosh,
Drew Raucina
Director of Stadium Operations:
Bryan Pett
VP of Content and Innovation: Greg Miller
Vice President of Operations:
Paul Neurauter
Senior Advisor of Operations & Safety:
John Bostrom
VP of Fan and Brand Development:
Fernando Arriola
VP of Communications: Brandon Faber
Director of Football Communications:
Adam Widman
Manager of Football Communications:
Aaron Clark
Football Communications Assistant:
Ben Schmitz
Director of Corporate Communications:
Meghan Bower

COACHING HISTORY

Decatur Staleys 1920,
Chicago Staleys 1921
(794-619-42)
Records include postseason games
1920-29 George Halas84-31-19
1930-32 Ralph Jones24-10-7
1933-42 George Halas*88-24-4
1942-45 Hunk Anderson-
Luke Johnsos**24-12-2
1946-55 George Halas76-43-2
1956-57 John (Paddy) Driscoll14-10-1
1958-67 George Halas76-53-6
1968-71 Jim Dooley20-36-0
1972-74 Abe Gibron11-30-1
1975-77 Jack Pardee20-23-0
1978-81 Neill Armstrong30-35-0
1982-92 Mike Ditka112-68-0
1993-98 Dave Wannstedt41-57-0
1999-2003 Dick Jauron35-46-0
2004-12 Lovie Smith84-66-0
2013-14 Marc Trestman13-19-0
2015-17 John Fox14-34-0
2018-20 Matt Nagy28-22-0

**Retired after five games to enter U.S. Navy
**Co-coaches*

PAID ATTENDANCE, 2020

Home 0 Away 31,851
Total 31,851
Single-game home record,
66,900 (9/5/93)
Single-season home record, 527,769
(1999)

2021 DRAFT CHOICES

Rd	Name	Pos	College
1	Justin Fields	QB	Ohio St.
2	Teven Jenkins	T	Oklahoma St.
5	Larry Borom	T	Missouri
6	Khalil Herbert	RB	Virginia Tech
6	Dazz Newsome	WR	North Carolina
6	Thomas Graham	DB	Oregon
7	Khyiris Tonga	NT	Brigham Young

CHICAGO BEARS

2020 TEAM RECORD

REGULAR SEASON (8-8)

Date	Opponent	Result
Sept. 13	at Detroit	W 27-23
Sept. 20	N.Y. GIANTS	W 17-13
Sept. 27	at Atlanta	W 30-26
Oct. 4	INDIANAPOLIS	L 11-19
Oct. 8	TAMPA BAY	W 20-19
Oct. 18	at Carolina	W 23-16
Oct. 26	at L.A. Rams	L 10-24
Nov. 1	NEW ORLEANS (OT)	L 23-26
Nov. 8	at Tennessee	L 17-24
Nov. 16	MINNESOTA	L 13-19
Nov. 29	at Green Bay	L 25-41
Dec. 6	DETROIT	L 30-34
Dec. 13	HOUSTON	W 36-7
Dec. 20	at Minnesota	W 33-27
Dec. 27	at Jacksonville	W 41-17
Jan. 3	GREEN BAY	L 16-35

POSTSEASON (0-1)

Jan. 10	at New Orleans	L 9-21
---------	----------------	--------

SCORE BY PERIODS

Team	72	122	48	130	0	—	372
Opponents	71	115	93	88	3	—	370

2020 TEAM STATISTICS

	Team	Opp.
Total First Downs	335	331
Rushing	93	104
Passing	218	190
Penalty	24	37
3rd Down: Made/Att	71/205	80/210
3rd Down Pct.	34.6	38.1
4th Down: Made/Att	17/28	13/22
4th Down Pct.	60.7	59.1
Possession Avg.	30:12	29:48
Total Net Yards	5302	5519
Avg. Per Game	331.4	344.9
Total Plays	1043	1020
Avg. Per Play	5.1	5.4
Net Yards Rushing	1647	1814
Avg. Per Game	102.9	113.4
Total Rushes	393	438
Net Yards Passing	3655	3705
Avg. Per Game	228.4	231.6
Sacked/Yards Lost	36/270	35/234
Gross Yards	3925	3939
Att./Completions	614/402	547/350
Completion Pct.	65.5	64.0
Had Intercepted	16	10
Punts/Average	64/45.7	63/45.5
Net Punting Avg.	64/39.5	63/40.6
Penalties/Yards	88/777	95/861
Fumbles/Ball Lost	20/6	16/8
Touchdowns	40	41
Rushing	12	11
Passing	26	28
Returns	2	2

2020 INDIVIDUAL STATISTICS

PASSING	Att	Cmp	Yds	Cmp%	Yds/Att	TD	TD%	Int	Int%	LG	Sk/Lost	Rtng
Foles	312	202	1852	64.7	5.94	10	3.2	8	2.6	50	18/145	80.8
Trubisky	297	199	2055	67.0	6.92	16	5.4	8	2.7	53	18/125	93.5
Bray	5	1	18	20.0	3.60	0	0.0	0	0.0	18	0/0	42.1
Team	614	402	3925	65.5	6.39	26	4.2	16	2.6	53	36/270	86.5
Opponents	547	350	3939	64.0	7.20	28	5.1	10	1.8	72t	35/234	94.9

TD TD TD TD

SCORING	Tot	Ru	Rec	Rt	PAT	FG	Saf	Pts
Santos	0	0	0	0	36/37	30/32	0	126
Montgomery	10	8	2	0	0	0	62	
Graham	8	0	0	0	0	0	48	
Robinson	6	0	0	0	0	0	36	
Mooney	4	0	0	0	0	0	26	
Kmet	2	0	0	0	0	0	12	
A.Miller	2	0	0	0	0	0	12	
Patterson	2	1	0	1	0	0	12	
Foles	1	1	0	0	0	0	6	
Jackson	1	0	0	1	0	0	6	
Nall	1	0	1	0	0	0	6	
Pierce	1	1	0	0	0	0	6	
Trubisky	1	1	0	0	0	0	6	
Wims	1	0	1	0	0	0	6	
K.Mack	0	0	0	0	0	1	2	
Team	40	12	26	2	36/37	30/32	1	372

Opponents	41	11	28	2	37/40	29/35	0	370
-----------	----	----	----	---	-------	-------	---	-----

2-Pt Conv: Montgomery, Mooney, Team 2-3.
Opponents 0-1.

RUSHING

	No.	Yds	Avg	LG	TD
Montgomery	247	1070	4.3	80t	8
Patterson	64	232	3.6	13	1
Trubisky	33	195	5.9	45	1
Cohen	14	74	5.3	17	0
Pierce	6	34	5.7	23	1
Mooney	4	20	5.0	16	0
A.Miller	2	12	6.0	9	0
Mingo	1	11	11.0	11	0
Wims	1	2	2.0	2	0
Foles	16	1	0.1	7	1
Nall	3	0	0.0	0	0
Robinson	1	-1	-1.0	-1	0
Kmet	1	-3	-3.0	-3	0
Team	393	1647	4.2	80t	12
Opponents	438	1814	4.1	37	11

RECEIVING

	No.	Yds	Avg	LG	TD
Robinson	102	1250	12.3	42	6
Mooney	61	631	10.3	53	4
Montgomery	54	438	8.1	28t	2
Graham	50	456	9.1	30	8
A.Miller	49	485	9.9	34	2
Kmet	28	243	8.7	38	2
Patterson	21	132	6.3	25	0
Nall	8	67	8.4	18	1
De.Harris	7	45	6.4	9	0
Wims	6	48	8.0	13	1
Cohen	6	41	6.8	20	0
Ridley	4	39	9.8	18	0
Ginn	3	40	13.3	29	0
L.Miller	2	6	3.0	7	0
Massie	1	4	4.0	4	0
Team	402	3925	9.8	53	26
Opponents	350	3939	11.3	72t	28

INTERCEPTIONS

	No.	Yds	Avg	LG	TD
Ro.Smith	2	16	8.0	11	0
Ta.Gipson	2	10	5.0	9	0
K.Mack	1	33	33.0	33	0
Bush	1	10	10.0	10	0
Nichols	1	7	7.0	7	0
Fuller	1	5	5.0	5	0
Houston-Carson	1	0	0.0	0	0
McManis	1	0	0.0	0	0
Team	10	81	8.1	33	0
Opponents	16	119	7.4	34	0

PUNTING

	No.	Yds	Avg	NetBn	IN20	LG	B	
O'Donnell	64	2924	45.7	39.5	5	28	64	0
Team	64	2924	45.7	39.5	5	28	64	0
Opponents	63	2866	45.5	40.6	6	20	65	0

PUNT

RETURNS	Ret	FC	Yds	Avg	LG	TD
Carter	4	7	30	7.5	13	0
Dw.Harris	10	0	81	8.1	19	0
Ginn	5	1	24	4.8	10	0
A.Miller	5	3	55	11.0	32	0
Cohen	1	3	0	0.0	0	0
Team	25	14	190	7.6	32	0
Opponents	25	22	294	11.8	42	0

KICKOFF

RETURNS	No.	Yds	Avg	LG	TD
Patterson	35	1017	29.1	104t	1
Holtz	5	49	9.8	17	0
Nall	3	35	11.7	17	0
De.Harris	2	23	11.5	16	0
A.Miller	1	16	16.0	16	0
Mooney	1	5	5.0	5	0
Team	47	1145	24.4	104t	1
Opponents	41	836	20.4	35	0

FIELD

GOALS	1-19	20-29	30-39	40-49	50+
Santos	0/0	9/9	10/10	9/10	2/3
Team	0/0	9/9	10/10	9/10	2/3
Opponents	0/0	11/12	12/12	6/8	0/3

SACKS

	No.
K.Mack	9.0
Nichols	5.0
Edwards	4.0
Ro.Smith	4.0
Hicks	3.5
Mingo	2.5
Urban	2.5
Quinn	2.0
Vaughters	1.5
Trevathan	1.0
Team	35.0
Opponents	36.0

CHICAGO BEARS

RECORD HOLDERS

INDIVIDUAL RECORDS—CAREER

Category	Name	Performance
Rushing (Yds.)	Walter Payton, 1975-87	16,726
Passing (Yds.)	Jay Cutler, 2009-16	23,443
Passing (TDs)	Jay Cutler, 2009-16	154
Receiving (No.)	Walter Payton, 1975-87	492
Receiving (Yds.)	Johnny Morris, 1958-67	5,059
Interceptions	Gary Fencik, 1976-87	38
Punting (Avg.)	Pat O'Donnell, 2014-20	45.0
Punt Return (Avg.)	George McAfee, 1940-50	**12.8
Kickoff Return (Avg.)	Gale Sayers, 1965-71	**30.6
Field Goals	Robbie Gould, 2005-15	276
Touchdowns (Tot.)	Walter Payton, 1975-87	125
Points	Robbie Gould, 2005-15	1,207
*Sacks	Richard Dent, 1983-93, 1995	124.5

INDIVIDUAL RECORDS—SINGLE SEASON

Category	Name	Performance
Rushing (Yds.)	Walter Payton, 1977	1,852
Passing (Yds.)	Erik Kramer, 1995	3,838
Passing (TDs)	Erik Kramer, 1995	29
Receiving (No.)	Brandon Marshall, 2012	118
Receiving (Yds.)	Brandon Marshall, 2012	1,508
Interceptions	Mark Carrier, 1990	10
Punting (Avg.)	Pat O'Donnell, 2017	47.0
	Pat O'Donnell, 2020	47.0
Punt Return (Avg.)	Devin Hester, 2010	17.1
Kickoff Return (Avg.)	Gale Sayers, 1967	37.7
Field Goals	Robbie Gould, 2015	33
Touchdowns (Tot.)	Gale Sayers, 1965	22
Points	Kevin Butler, 1985	144
*Sacks	Richard Dent, 1984	17.5

INDIVIDUAL RECORDS—SINGLE GAME

Category	Name	Performance
Rushing (Yds.)	Walter Payton, 11-20-77	275
Passing (Yds.)	Johnny Lujack, 12-11-49	468
Passing (TDs)	Sid Luckman, 11-14-43	**7
Receiving (No.)	Jim Keane, 10-23-49	14
Receiving (Yds.)	Alshon Jeffery, 12-1-13	249
Interceptions	Many times	3
	Last time by Mark Carrier, 12-9-90	
Field Goals	Roger LeClerc, 12-3-61	5
	Mac Percival, 10-20-68	5
Touchdowns (Tot.)	Gale Sayers, 12-12-65	**6
Points	Gale Sayers, 12-12-65	36
*Sacks	Richard Dent, 11-4-84, 12-27-87	4.5

*Sacks became an official statistic in 1982. **NFL Record

2021 COACHING STAFF

Matt Nagy, Head Coach

Pro Career: Named 16th head coach in Chicago Bears history on Jan. 8, 2018. In his inaugural season of 2018, Nagy guided the Bears to their first playoff appearance since 2010. Joined the Bears with 10 seasons of coaching experience in the NFL with the Kansas City Chiefs (2013-17) and Philadelphia Eagles (2008-12). Promoted to offensive coordinator in 2017 after spending 2016 as a co-offensive coordinator with Brad Childress. Served as the Chiefs' quarterbacks coach (2013-15). In Philadelphia, Nagy served as Eagles' offensive quality control coach (2011-12) and was a coaching assistant (2010). Started as a coaching intern with Eagles (2008-09). Career record: 28-22.

Background: Played quarterback collegiately at Delaware (1997-2000). Played six seasons in the AFL for the New York Dragons (2002), Carolina Cobras (2004), Georgia Force (2005-06) and Columbus Destroyers (2007-08). Began coaching career at the high school level in Central Pennsylvania, as an assistant coach at Manheim Central (2001), quarterbacks coach at Cedar Crest (2002-03) and offensive coordinator at Palmyra Area (2008-09).

Personal: Born April 24, 1978, in Plainfield, N.J. He and his wife, Stacey, have four sons: Brayden, Tate, Jaxon and Jett.

ASSISTANT COACHES

Mike Adams, assistant defensive backs; born March 24, 1981, Paterson, N.J. Defensive back Delaware 1999-03. Pro defensive back San Francisco 49ers 2004-06, Cleveland Browns 2007-11, Denver Broncos 2012-13, Indianapolis Colts 2014-16, Carolina Panthers 2017-18, Houston Texans 2019. Pro coach: Joined Bears in 2021.

Clancy Barone, tight ends; born July 26, 1963, San Andreas, Calif., Offensive line Nevada 1983-84 and Sacramento State 1985-86. No pro playing experience. College coach: American River (Calif.) J.C. 1987-90, Sacramento State 1991-92, Texas A&M 1993, Eastern Illinois 1994-96, Wyoming 1997-99, Houston 2000-02, Texas State 2003. Pro coach:

CHICAGO BEARS

Atlanta Falcons 2004-06, San Diego Chargers 2007-08, Denver Broncos 2009-16, Minnesota Vikings 2017-18. Joined Bears in 2020.

Henry Burris, offensive quality control; born June 4, 1975, Spiro, Okla. Quarterback Temple 1993-96. Pro quarterback Calgary Stampede (CFL) 1997-99, 2005-11, Saskatchewan Roughriders (CFL) 2000, 2003-04, Green Bay Packers 2001, Chicago Bears 2002, Hamilton Tiger-Cats (CFL) 2012-13 and Ottawa Redblacks (CFL) 2014-16. Pro coach: Joined Bears in 2020.

Juan Castillo, offensive line; born Oct. 8, 1959, Port Isabel, Texas. Linebacker Texas A&I (now Texas A&M-Kingsville) 1978-80. No pro playing experience. College coach: Texas A&M-Kingsville 1982-85, 1990-94. Pro coach: Philadelphia Eagles 1995-2012, Baltimore Ravens 2013-16, Buffalo Bills 2017-18. Joined Bears in 2020.

John DeFilippo, pass game coordinator/quarterbacks; born April 12, 1978, Youngstown, Ohio. Quarterback James Madison 1996-99. College coach: Fordham 2000, Notre Dame 2001-02, Columbia 2003-04, San Jose State 2010-11. Pro coach: New York Giants 2005-06, Oakland Raiders 2007-08 and 2012-14, New York Jets 2009, Cleveland Browns 2015, Philadelphia Eagles 2016-17, Minnesota Vikings 2018, Jacksonville Jaguars 2019. Joined Bears in 2020.

Sean Desai, defensive coordinator; born April 21, 1983, Shelton, Conn. Attended Boston University. No college or pro playing experience. College coach: Temple 2007-10, Miami 2011, Boston College 2012. Pro coach: Joined Bears in 2013.

Mike Furrey, wide receivers; born May 12, 1977, Hilliard, Ohio. Wide receiver Ohio State 1995 and Northern Iowa 1996-98. Pro wide receiver Indianapolis Colts 2000, Las Vegas Outlaws (XFL) 2001, New York Dragons (XFL) 2002-03, St. Louis Rams 2003-05, Detroit Lions 2006-08, Cleveland Browns 2009, Washington Redskins 2010. College coach: Kentucky Christian 2011-12, Marshall 2013-15, Limestone 2016-17. Pro coach: Joined Bears in 2018.

Brian Ginn, assistant special teams; born April 6, 1977, Yorktown, Va. Quarterback Delaware 1996-99. No pro playing experience. College coach: Delaware 2000-16. Pro coach: Joined Bears in 2018.

Mike Harris, offensive assistant; born July 7, 1993, Bethlehem, Pa. Wide receiver Muhlenberg College 2012-15. No pro playing experience. College coach: Wilkes 2016-17, Muhlenberg 2018. Pro coach: Joined Bears in 2019.

Tom Herman, offensive analyst/special projects; born June 2, 1975, Cincinnati, Ohio. Wide receiver California Lutheran 1994-97. No pro playing experience. College coach: Texas Lutheran 1998, Texas 1999-00 and 2017-20 (head coach), Sam Houston State 2001-04, Texas State 2005-06, Rice 2007-08,

Iowa State 2009-11, Ohio State 2012-14, Houston 2015-16. Pro coach: Joined Bears in 2021.

Anthony Hibbert, assistant strength; born in Stuart, Fla. Defensive end Methodist 1997-00. No pro playing experience. College coach: Benedict College 2004, South Carolina 2005-09, Livingston 2012, Southern Mississippi 2013-14, Oklahoma State 2015-20. Pro coach: Carolina Panthers 2009-11, New York Mets (MLB) 2012-13. Joined Bears in 2021.

Chris Jackson, assistant wide receivers; born Feb. 26, 1975, Bristol, Pa. Wide receiver Orange Coast (Calif.) College 1995 Washington State 1996-97. Pro wide receiver Tampa Bay Buccaneers 1998, Seattle Seahawks 1999, Tennessee Titans 2000, Los Angeles Avengers (AFL) 2000-02 and 2003-04, Green Bay Packers 2002, Miami Dolphins 2003, Grand Rapids Rampage (AFL) 2005, Georgia Force (AFL) 2005-07, Philadelphia Soul (AFL) 2008, Winnipeg Blue Bombers (CFL) 2009, Arizona Rattlers (AFL) 2011 and 2014. Pro coach: Joined Bears in 2019.

Casey Kramer, assistant strength and conditioning; born Sept. 27, 1982, Letoi, Kan. Attended Northwestern Oklahoma State and Auburn. No college or pro playing experience. College coach: Auburn 2006-07, Boston College 2008-10, Washington State 2012-13, Tennessee Tech 2014-18. Pro coach: Joined Bears in 2018.

Bill Lazor, offensive coordinator; born June 14, 1972, Scranton, Pa. Quarterback Cornell 1991-94. College coach: Cornell 1994-2000, Buffalo 2001-02, Virginia 2010-12, Penn State 2019. Pro coach: Atlanta Falcons 2003, Washington Redskins 2004-07, Seattle Seahawks 2008-09, Philadelphia Eagles 2013, Miami Dolphins 2014-15, Cincinnati Bengals 2018. Joined Bears in 2020.

Jason Loscalzo, head strength and conditioning; born April 13, 1975, Cool, Calif. Fullback Sierra College 1994-95, Humboldt State 1996-97. No pro playing experience. College coach: Humboldt State 1996-98, Arkansas 1999, Nevada-Reno 1999-2000, Marshall 2001-02, Auburn 2003-06, Boston College 2007-11, Washington State 2012-17. Pro coach: Joined Bears in 2018.

Mike Pettine, senior defensive assistant, born Sept. 25, 1966, Doylestown, Pa. Free safety Virginia 1985-88. College coach: Pittsburgh 1993-94. Pro coach: Baltimore Ravens 2002-08, New York Jets 2009-12, Buffalo Bills 2013, Cleveland Browns (head coach) 2014-15, Seattle Seahawks 2017, Green Bay Packers 2018-20. Joined Bears in 2021.

Michael Pitre, running backs; born Jan. 3, 1985, Fontana, Calif. Running back UCLA 2003-07. No pro playing experience. College coach: Colorado 2012-13, Montana State 2014-17, Oregon State 2018-20. Pro coach: New England Patriots 2009, Kansas City Chiefs 2017. Joined Bears in 2021.

Donovan Raiola, assistant offensive line; born Dec. 12, 1982, Honolulu, Hawaii. Offensive lineman Wisconsin 2002-05. Pro offensive lineman St. Louis Rams 2006-08, Pittsburgh Steelers 2007, Seattle Seahawks 2008, Arizona Cardinals 2009, Chicago Bears 2009, Tampa Bay Buccaneers 2010, Omaha Nighthawks (UFL) 2010-11, Washington Redskins 2011. College coach: Hawaii 2014, Notre Dame 2015-16, Aurora (Ill.) 2017. Pro coach: Joined Bears in 2018.

Chris Rumph, defensive line; born Dec. 21, 1971, St. Matthews, S.C. Linebacker South Carolina 1991-94. No pro playing experience. College coach: South Carolina 1997, South Carolina State 2002, Memphis 2003-05, Clemson 2006-10, Alabama 2011-13, Texas 2014, Florida 2015-17, Tennessee 2018-19. Pro coach: Houston Texans 2019. Joined Bears in 2021.

Bill Shuey, outside linebackers; born Oct. 5, 1974, Bethlehem, Pa. Attended Slippery Rock. No college or pro playing experience. College coach: West Chester 2012-13, Widener 2014-17. Pro coach: Philadelphia Eagles 2003-10. Joined Bears in 2018.

Mike Snyder, offensive quality control/assistant quarterbacks; born July 30, 1986, Lebanon, Pa. Attended Lebanon Valley College. No college or pro playing experience. College coach: Wingate 2012-15, Coastal Carolina 2015-17. Pro coach: Joined Bears in 2018.

Chris Tabor, special teams coordinator; born March 4, 1971, St. Joseph, Mo. Quarterback Benedictine College 1989-92. No pro playing experience. College coach: Hutchinson (Kansas) CC 1994, Central Methodist 1995-96, Missouri 1997-2000, Culver Stockton 2001 (head coach), Utah State 2002-05, Western Michigan 2006-07. Pro coach: Chicago Bears 2008-10, Cleveland Browns 2011-17. Re-joined Bears in 2018.

Shane Toub, defensive quality control; born Nov. 15, 1993, Gurnee, Ill. Offensive line Dayton 2013-16. No pro playing experience. College coach: Illinois 2017. Pro coach: Joined Bears in 2018.

Deshea Townsend, secondary; born Sept. 8, 1975, Batesville, Miss. Cornerback Alabama 1994-97. Pro cornerback Pittsburgh Steelers 1998-2009, Indianapolis Colts 2010. College coach: Mississippi State 2013-15. Pro coach: Arizona Cardinals 2011-12, Tennessee Titans 2016-17, New York Giants 2018. Joined Bears in 2019.

Ronell Williams, defensive quality control; born Feb. 2, 1992, Chester, Pa. Linebacker West Chester 2011-14. No pro playing experience. College coach: West Chester 2016, Temple 2017-18. Pro coach: Joined Bears in 2019.

CHICAGO BEARS**2021 VETERAN ROSTER**

No.	Name	Pos.	Ht.	Wt.	Birthdate	NFL		College	Hometown	How Acq.	'20 Games/	
						Exp.	Starts				Starts	Starts
13	Adams, Rodney	WR	6-1	189	09-15-94	2		South Florida	St. Petersburg, Fla.	FA-20		0/0
50	Attaochu, Jeremiah	LB	6-3	252	01-17-93	8		Georgia Tech	Ibadan, Nigeria	UFA-21 (DEN)		13/5*
64	Bars, Alex	OL	6-5	316	09-08-95	3		Notre Dame	Nashville, Tenn.	UDFA-19		16/8
90	Blackson, Angelo	DL	6-4	319	11-14-92	7		Auburn	Bear, Del.	UFA-21 (ARI)		16/9*
10	Byrd, Damiere	WR	5-9	180	01-27-93	6		South Carolina	Erial, N.J.	FA-21		16/14*
25	Burns, Artie	DB	6-0	193	05-01-95	4		Miami (Fla.)	Miami, Fla.	UFA-20 (PIT)		0/0
26	Bush, Deon	DB	6-0	196	08-14-93	6		Miami (Fla.)	Miami, Fla.	D4b-16		11/0
60	Calitro, Austin	LB	6-0	240	01-10-94	4		Villanova	Orlando, Fla.	FA-21		13/0*
43	Christian, Marqui	DB	5-11	207	10-27-94	5		Midwestern State	Spring, Texas	FA-20		0/0
44	Clark, Darion	TE	6-7	235	04-09-94	2		Southern California	Conyers, Ga.	FA-20		0/0
29	Cohen, Tarik	RB	5-6	194	07-26-95	5		North Carolina A&T	Bunn, N.C.	D4b-17		3/0
14	Dalton, Andy	QB	6-2	220	10-29-87	11		TCU	Katy, Texas	UFA-21 (DAL)		11/9*
68	Daniels, James	OL	6-4	310	09-13-97	4		Iowa	Warren, Ohio	D2a-18		5/5
97	Edwards Jr., Mario	DE	6-3	280	01-25-94	7		Florida State	Denton, Texas	UFA-20 (NO)		15/0
9	Foles, Nick	QB	6-6	253	01-20-89	10		Arizona	Austin, Texas	TR-20 (JAX)		9/7
38	Gipson Sr., Tashaun	DB	6-1	209	08-07-90	8		Wyoming	San Bernardino, Calif.	UFA-20 (HOU)		16/16
99	Gipson, Trevis	LB	6-4	255	06-13-97	2		Tulsa	Cedar Hill, Texas	D5a-20		7/0
91	Goldman, Eddie	NT	6-3	318	01-06-94	6		Florida State	Washington, D.C.	D2-15		0/0
84	Goodwin, Marquise	WR	5-9	179	11-19-90	8		Texas	Lubbock, Texas	FA-21		0/0*
80	Graham, Jimmy	TE	6-7	260	11-24-86	12		Miami (Fla.)	Goldsboro, N.C.	UFA-20 (GB)		16/15
71	Hambright, Arlington	OL	6-5	315	01-30-96	2		Colorado	Ypsilanti, Mich.	D7a-20		9/1
96	Hicks, Akiem	DT	6-4	347	11-16-89	10		Regina	Elk Grove, Calif.	UFA-16 (NE)		15/15
81	Holtz, J.P.	TE	6-3	259	08-28-93	3		Pittsburgh	Pittsburgh, Pa.	WFA-19 (WAS)		16/1
87	Horsted, Jesper	TE	6-4	235	02-27-97	2		Princeton	Shoreview, Minn.	UDFA-19		0/0
36	Houston-Carson, DeAndre	DB	6-0	205	04-13-93	6		William & Mary	Woodford, Va.	D6-16		16/0
74	Ifedi, Germain	OL	6-5	340	06-02-94	6		Texas A&M	Houston, Texas	UFA-20 (SEA)		16/16
45	Iyigebuniwe, Joel	LB	6-1	232	10-12-95	4		Western Kentucky	Bowling Green, Ky.	D4-18		16/0
4	Jackson, Eddie	DB	6-0	199	12-10-93	5		Alabama	Lauderdale Lakes, Fla.	D4a-17		16/16
33	Johnson, Jaylon	DB	6-0	196	04-19-99	2		Utah	Fresno, Calif.	D2b-20		13/13
57	Jones, Christian	LB	6-3	245	02-18-91	8		Florida State	Winter Park, Fla.	UFA-21 (DET)		16/13*
30	Joseph, Michael	DB	6-1	197	03-19-95	2		Dubuque	Oswego, Ill.	UDFA-18		0/0
85	Kmet, Cole	TE	6-6	258	03-10-99	2		Notre Dame	Lake Barrington, Ill.	D2a-20		16/9
18	Lacy, Chris	WR	6-3	205	01-28-96	3		Oklahoma State	Desoto, Texas	FA-21		0/0*
23	Lucas, Jordan	DB	6-1	190	08-02-93	5		Penn State	New Rochelle, N.Y.	UFA-20 (KC)		0/0
52	Mack, Khalil	LB	6-3	260	02-22-91	8		Buffalo	Fort Pierce, Fla.	TR-18 (OAK)		16/16
17	Miller, Anthony	WR	5-11	198	10-09-94	4		Memphis	Memphis, Tenn.	D2b-18		16/6
32	Montgomery, David	RB	5-11	220	06-07-97	3		Iowa State	Cincinnati, Ohio	D3-19		15/14
11	Mooney, Darnell	WR	5-11	177	10-29-97	2		Tulane	Gadsden, Ala.	D5c-20		16/9
67	Mustipher, Sam	OL	6-2	314	08-13-96	2		Notre Dame	Owings Mills, Md.	UDFA-19		9/7
35	Nall, Ryan	RB	6-2	240	12-27-95	3		Oregon State	Sandy, Ore.	UDFA-18		16/0
98	Nichols, Bilal	DT	6-4	299	09-14-96	4		Delaware	Newark, Del.	D5-18		16/16
16	O'Donnell, Pat	P	4-4	212	02-22-91	8		Miami (Fla.)	Lake Worth, Fla.	D6b-14		16/0
46	Pierce, Artavis	RB	5-11	210	05-17-96	2		Oregon State	Lake Alfred, Fla.	UDFA-20		5/0
94	Quinn, Robert	LB	6-4	250	05-18-90	11		North Carolina	Ladson, S.C.	UFA-20 (DAL)		15/13
62	Redmond, Adam	OL	6-6	306	05-19-93	6		Harvard	Strongsville, Ohio	FA-21		0/0*
88	Ridley, Riley	WR	6-1	192	07-21-96	3		Georgia	Coconut Creek, Fla.	D4-19		5/1
12	Robinson II, Allen	WR	6-2	216	08-24-93	8		Penn State	Detroit, Mich.	UFA-18 (JAX)		16/16
2	Santos, Cairo	K	5-8	160	11-12-91	8		Tulane	St. Augustine, Fla.	FA-20		16/0
48	Scales, Patrick	LS	6-3	226	02-11-88	5		Utah State	Louisville, Ky.	WFA-15 (BAL)		16/0
20	Shelley, Duke	DB	5-9	178	10-08-96	3		Kansas State	Tucker, Ga.	D6-19		11/2
73	Simmons, Lachavious	OL	6-5	325	09-12-96	2		Tennessee State	Selma, Ala.	D7b-20		0/0
58	Smith, Roquan	LB	6-1	234	04-08-97	4		Georgia	Montezuma, Ga.	D1-18		16/16
37	Tabor, Teez	DB	6-0	191	12-31-95	3		Florida	Washington, D.C.	FA-20		0/0
59	Trevathan, Danny	LB	6-0	238	03-24-90	10		Kentucky	Youngstown, Ohio	UFA-16 (DEN)		16/16
21	Trufant, Desmond	CB	6-1	190	09-10-90	9		Washington	Tacoma, Wash.	UFA-21 (DET)		6/6*
93	Vaughters, James	LB	6-2	255	06-27-93	2		Stanford	Chicago, Ill.	FA-19		14/0
22	Vildor, Kindle	DB	5-11	183	12-11-97	2		Georgia Southern	College Park, Ga.	D5b-20		16/1
65	Whitehair, Cody	OL	6-3	313	07-11-92	6		Kansas State	Kearney, Neb.	D2-16		14/14
70	Wilkinson, Elijah	OL	6-6	329	02-10-95	5		Massachusetts	Downingtown, Pa.	UFA-21 (DEN)		9/7*
8	Williams, Damien	RB	5-11	224	04-03-92	7		Oklahoma	San Diego, Calif.	UFA-21 (KC)		0/0*
15	Wims, Javon	WR	6-4	219	09-11-94	3		Georgia	Carol City, Fla.	D7-18		13/1
55	Woods, Josh	LB	6-1	227	07-01-96	3		Maryland	Baltimore, Md.	UDFA-18		15/0

CHICAGO BEARS

* Attaochu played 13 games with Denver; Blackson played 16 games with Arizona; Byrd played 16 games with New England; Calitro played 13 games with Denver; Dalton played 11 games with Dallas; Goodwin opted out of '20 season; Jones played 16 games with Detroit; Lacy last active with Detroit in '19; Redmond active with Dallas in '20 but did not play; Trufant played six games with Detroit; Weah last active with Washington in '19; Wilkinson played nine games with Denver; Williams opted out of '20 season.

Players lost through free agency (six): DT John Jenkins (MIA, 11 games in '20); LB Barkevious Mingo (ATL, 16); WR Cordarrelle Patterson (ATL, 16); DL Roy Robertson-Harris (JAX, eight); QB Mitchell Trubisky (BUF, 10); DL Brent Urban (DAL, 16).

Also played with Bears in '20—WR DeAndre Carter (four games), OL Rashaad Coward (16), DL Daniel McCullers (three), WR Ted Ginn Jr. (six), DB Buster Skrine (12), DB Kyle Fuller (16).

FIRST-YEAR ROSTER

Name	Pos.	Ht.	Wt.	Birthdate	College	Hometown	How Acq.
Archibong, Daniel	DL	6-6	300	9/12/97	Temple	Springfield, Pa.	FA
Borom, Larry	OL	6-5	332	3/30/99	Missouri	Detroit, Mich.	D5
Crawford, Xavier (1)	DB	5-11	184	12/10/95	Central Michigan	Pittsburg, Calif.	FA-19
Eiselen, Dieter (1)	OL	6-4	322	6/10/96	Yale	Stellenbosch, South Africa	FA-20
Farris, Rojesterman (1)	DB	6-1	180	9/11/97	Hawaii	Coral Springs, Fla.	FA
Fields, Justin	QB	6-3	228	3/5/99	Ohio State	Kennesaw, Ga.	D1
Graham Jr., Thomas	DB	5-11	197	6/26/99	Oregon	Corona, Calif.	D6c
Harrington, Scooter	TE	6-5	250	9/23/97	Stanford	Greenwich, Conn.	FA
Herbert, Khalil	RB	5-9	212	4/21/98	Virginia Tech	Fort Lauderdale, Fla.	D6a
Ives, Thomas (1)	WR	6-4	218	6/25/97	Colgate	Hinsdale, Ill.	FA-19
Jenkins, Teven	OL	6-6	320	3/3/98	Oklahoma State	Topeka, Kan.	D2
Kamara, Sam	DL	6-2	275	12/21/97	Stony Brook	Carteret, N.J.	FA
London, LaCale (1)	DE	6-5	316	8/5/97	Western Illinois	Peoria, Ill.	FA-20
Mack, Ledarius (1)	LB	6-1	237	10/3/96	Buffalo	Vero Beach, Fla.	FA-20
Marable, CJ	RB	5-10	200	2/2/97	Coastal Carolina	Decatur, Ga.	FA
McClain, Khalil	WR	6-4	222	3/19/99	Troy	Valdosta, Ga.	FA
Newsome, Dazz	WR	5-10	190	5/15/99	North Carolina	Hampton, Va.	D6b
Parker, Dareuan	OL	6-4	355	7/24/98	Mississippi State	Olive Branch, Miss.	FA
Roberson, Tre (1)	DB	6-0	205	10/22/92	Illinois State	Indianapolis, Ind.	FA-20
Ruffin, Dionte	DB	5-11	185	1/29/99	Western Kentucky	Kenner, La.	FA
Schaffer, Thomas	DL	6-7	305	11/29/96	Stanford	Vienna, Austria	FA
Snowden, Charles	LB	6-7	240	3/27/98	Virginia	Silver Spring, Md.	FA
Tonga, Khyiris	DL	6-4	321	7/7/96	Brigham Young	West Valley, Utah	D7
Traore, Badara (1)	OL	6-7	324	3/12/97	LSU	Boston, Mass.	FA-20
Weah, Jester (1)	WR	6-3	210	2/7/95	Pittsburgh	Madison, Wis.	FA
Vogel, Gunnar	OL	6-6	310	7/19/98	Northwestern	Westerville, Ohio	FA

The term NFL Rookie is defined as a player who is in his first season of professional football and has not been on the roster of another professional football team for any regular-season or postseason games. A Rookie is designated by an "R" on NFL rosters. Players who have been active in another professional football league or players who have NFL experience, including either preseason training camp or being on an Active List or Inactive List, or on Reserve/Injured or Reserve/Physically Unable to Perform for fewer than six regular-season games, are termed NFL First-Year Players. An NFL First-Year Player is designated by a "1" on NFL rosters. Thereafter, a player is credited with an additional year of experience for each season in which he accumulates six games on the Active List or Inactive List, or on Reserve/Injured or Reserve/Physically Unable to Perform.

Log on to www.chicagobears.com for an up-to-date roster.

DALLAS COWBOYS



**National Football Conference
East Division**

**The Star in Frisco, 1 Cowboys Way
Frisco, TX 75034
Telephone: (972) 497-4900**

Team Colors: Royal Blue, Metallic Silver
Blue and White

2021 SCHEDULE

PRESEASON

Aug. 5 vs. Pittsburgh (Canton) ...7:00 PM
Aug. 13 at Arizona9:00 PM
Aug. 21 **Houston**.....7:00 PM
Aug. 29 **Jacksonville**.....12:00 PM

REGULAR SEASON

Sept. 9 at Tampa Bay (Thu)7:20 PM
Sept. 19 at L.A. Chargers.....3:25 PM
Sept. 27 **Philadelphia** (Mon).....7:15 PM
Oct. 3 **Carolina**.....12:00 PM
Oct. 10 **N.Y. Giants**3:25 PM
Oct. 17 at New England.....3:25 PM
BYE
Oct. 31 at Minnesota.....7:20 PM
Nov. 7 **Denver**12:00 PM
Nov. 14 **Atlanta**12:00 PM
Nov. 21 at Kansas City.....3:25 PM
Nov. 25 **Las Vegas** (Thanksgiving)...3:30 PM
Dec. 2 at New Orleans (Thu).....7:20 PM
Dec. 12 at Washington12:00 PM
Dec. 19 at N.Y. Giants12:00 PM
Dec. 26 **Washington**.....7:20 PM
Jan. 2 **Arizona**12:00 PM
Jan. 9 at Philadelphia.....12:00 PM

**All times CT. Sunday night games in
Weeks 5-17 subject to change*

Stadium: AT&T Stadium
One AT&T Way
Arlington, TX 76011

Opened: 2009
Capacity: 80,000 (expandable
to 100,000 for special events)
Playing Surface: SoftTop Matrix Turf

Training Camp:
Marriott Residence Inn
Oxnard, CA 93030

CLUB OFFICIALS

Owner/President/General Manager:
Jerry Jones
Chief Operating Officer/Executive Vice
President/Player Personnel:
Stephen Jones
Executive Vice President/Chief Brand
Officer: Charlotte Jones
Executive Vice President/Chief Sales and
Marketing Officer: Jerry Jones Jr.
Chief Financial Officer: Tom Walker
Executive Vice President Business
Operations: Chad Estis
General Counsel: Jason Cohen
Chief Human Resources Officer:
Heidi Weingartner
Chief Information Officer: Matt Messick
COO, Dallas Cowboys Merchandising:
Tim Burkhardt
AT&T Stadium General Manager:
Tod Martin
Senior Vice President Public
Relations/Communications:
Rich Dalrymple
Senior Director of Community Relations
and Alumni Affairs: Emily Robbins
Senior Director of Football Operations/
Administration: Todd Williams
Vice President Player Personnel:
Will McClay
Director of College Scouting: Lionel Vital
Director of Pro Scouting: Alex Loomis
Director of Player Development:
Bryan Wansley
Vice President of Media and Programming:
Derek Eagleton
Director of Broadcasting: Scott Purcel
Vice President, Brand and Marketing:
Meredith Counce
Senior Director of Ticket Operations:
Ann Bihari
Head Athletic Trainer: Jim Maurer
Equipment Director: Mike McCord
Director of Video: Mike Maples
Director of Cheerleading: Kelli Finglass

COACHING HISTORY

(561-426-6)
Records include postseason games
1960-88 Tom Landry.....270-178-6
1989-93 Jimmy Johnson51-37-0
1994-97 Barry Switzer45-26-0
1998-99 Chan Gailey.....18-16-0
2000-02 Dave Campo15-33-0
2003-06 Bill Parcells.....34-32-0
2007-10 Wade Phillips*35-24-0
2010-19 Jason Garrett.....87-70-0
2020 Mike McCarthy.....6-10-0
**Released after eight games in 2010*

PAID ATTENDANCE, 2020

Home 157,808 Away 14,817
Total 172,625
Single-game home record,
105,121 (9/20/09)
Single-season home record,
686,833 (2017)

2021 DRAFT CHOICES

Rd	Name	Pos	College
1	Micah Parsons	LB	Penn St.
2	Kelvin Joseph	DB	Kentucky
3	Osa Odighizuwa	DT	UCLA
3	Chauncey Golston	DE	Iowa
3	Nashon Wright	DB	Oregon St.
4	Jabril Cox	LB	LSU
4	Josh Ball	T	Marshall
5	Simi Fehoko	WR	Stanford
6	Quinton Bohanna	NT	Kentucky
6	Israel Mukuamu	DB	South Carolina
7	Matt Farniok	G	Nebraska

DALLAS COWBOYS

2020 TEAM RECORD

REGULAR SEASON (6-10)

Date	Opponent	Result
Sept. 13	at L.A. Rams	L 17-20
Sept. 20	ATLANTA	W 40-39
Sept. 27	at Seattle	L 31-38
Oct. 4	CLEVELAND	L 38-49
Oct. 11	N.Y. GIANTS	W 37-34
Oct. 19	ARIZONA	L 10-38
Oct. 25	at Washington	L 3-25
Nov. 1	at Philadelphia	L 9-23
Nov. 8	PITTSBURGH	L 19-24
Nov. 22	at Minnesota	W 31-28
Nov. 26	WASHINGTON	L 16-41
Dec. 8	at Baltimore	L 17-34
Dec. 13	at Cincinnati	W 30-7
Dec. 20	SAN FRANCISCO	W 41-33
Dec. 27	PHILADELPHIA	W 37-17
Jan. 3	at N.Y. Giants	L 19-23

SCORE BY PERIODS

Team	77	130	67	121	0	---	395
Opponents	121	153	69	130	0	---	473

2020 TEAM STATISTICS

	Team	Opp.
Total First Downs	371	359
Rushing	115	142
Passing	231	180
Penalty	25	37
3rd Down: Made/Att	87/215	98/209
3rd Down Pct.	40.5	46.9
4th Down: Made/Att	17/31	10/21
4th Down Pct.	54.8	47.6
Possession Avg.	28:22	31:38
Total Net Yards	5949	6183
Avg. Per Game	371.8	386.4
Total Plays	1113	1054
Avg. Per Play	5.3	5.9
Net Yards Rushing	1788	2541
Avg. Per Game	111.8	158.8
Total Rushes	430	510
Net Yards Passing	4161	3642
Avg. Per Game	260.1	227.6
Sacked/Yards Lost	44/350	31/178
Gross Yards	4511	3820
Att./Completions	639/413	513/328
Completion Pct.	64.6	63.9
Had Intercepted	13	10
Punts/Average	50/45.0	54/45.6
Net Punting Avg.	50/41.2	54/38.8
Penalties/Yards	96/849	91/733
Fumbles/Ball Lost	19/13	21/13
Touchdowns	42	57
Rushing	14	20
Passing	25	34
Returns	3	3

2020 INDIVIDUAL STATISTICS

PASSING	Att	Cmp	Yds	Cmp%	Yds/Att	TD	TD%	Int	Int%	LG	Sk/Lost	Rtng
Dalton	333	216	2170	64.9	6.52	14	4.2	8	2.4	69	24/184	87.3
Prescott	222	151	1856	68.0	8.36	9	4.1	4	1.8	58	10/66	99.6
DiNucci	43	23	219	53.5	5.09	0	0.0	0	0.0	32	7/73	67.9
Gilbert	38	21	243	55.3	6.39	1	2.6	1	2.6	32	2/23	72.6
C.Wilson	2	2	23	100.0	11.50	1	50.0	0	0.0	12	0/0	154.2
Jones	1	0	0	0.0	0.00	0	0.0	0	0.0	---	0/0	39.6
Lamb	0	0	0	---	---	0	---	0	---	---	1/4	---
Team	639	413	4511	64.6	7.06	25	3.9	13	2.0	69	44/350	89.9
Opponents	513	328	3820	63.9	7.45	34	6.6	10	1.9	81t	31/178	100.4

SCORING	TD TD TD			PAT	FG	Saf	Pts	
	Tot	Ru	Rec					
Zuerlein	0	0	0	33/36	34/41	0	135	
Elliott	8	6	2	0	0	0	50	
Lamb	7	1	5	1	0	0	44	
Cooper	5	0	5	0	0	0	32	
Gallup	5	0	5	0	0	0	30	
Pollard	5	4	1	0	0	0	30	
Prescott	4	3	1	0	0	0	26	
Schultz	4	0	4	0	0	0	24	
C.Wilson	2	0	2	0	0	0	12	
A.Brown	1	0	0	1	0	0	6	
A.Smith	1	0	0	1	0	0	6	
Team	42	14	25	3	33/36	34/41	0	395
Opponents	57	20	34	3	45/48	24/27	3	473

2-Pt Conv: Cooper, Elliott, Lamb, Prescott.
Team 4-6. Opponents 4-8.

RUSHING	No.	Yds	Avg	LG	TD
Elliott	244	979	4.0	31	6
Pollard	101	435	4.3	42t	4
Dalton	28	114	4.1	13	0
Prescott	18	93	5.2	12	3
Lamb	10	82	8.2	19t	1
Gilbert	3	28	9.3	15	0
Dowdle	7	24	3.4	7	0
DiNucci	6	22	3.7	10	0
Cooper	6	14	2.3	10	0
N.Brown	1	4	4.0	4	0
Thompson	1	3	3.0	3	0
Bell	1	2	2.0	2	0
Jones	1	0	0.0	0	0
C.Wilson	3	-12	-4.0	-1	0
Team	430	1788	4.2	42t	14
Opponents	510	2541	5.0	69t	20

RECEIVING	No.	Yds	Avg	LG	TD
Cooper	92	1114	12.1	69	5
Lamb	74	935	12.6	52t	5
Schultz	63	615	9.8	28	4
Gallup	59	843	14.3	55	5
Elliott	52	338	6.5	19t	2
Pollard	28	193	6.9	30	1
C.Wilson	17	189	11.1	42t	2
N.Brown	14	154	11.0	20	0
Bell	11	110	10.0	24	0
Jarwin	1	12	12.0	12	0
Prescott	1	11	11.0	11t	1
Dalton	1	-3	-3.0	-3	0
Team	413	4511	10.9	69	25
Opponents	328	3820	11.6	81t	34

INTERCEPTIONS	No.	Yds	Avg	LG	TD
Diggs	3	43	14.3	33	0
A.Brown	2	14	7.0	14	0
D.Wilson	2	5	2.5	5	0
J.Smith	1	43	43.0	43	0
Thompson	1	3	3.0	3	0
Awuzie	1	0	0.0	0	0
Team	10	108	10.8	43	0
Opponents	13	97	7.5	46t	2

PUNTING	No.	Yds	Avg	Net TB	In20	LG	B
Niswander	26	1228	47.2	42.0	2	10	58
Jones	24	1022	42.6	40.2	1	5	54
Team	50	2250	45.0	41.2	3	15	58
Opponents	54	2461	45.6	38.8	5	21	67

PUNT RETURNS	Ret	FC	Yds	Avg	LG	TD
Lamb	24	9	172	7.2	27	0
C.Wilson	5	5	20	4.0	10	0
Goodwin	0	0	73	---	73	0
Team	29	14	265	9.1	73	0
Opponents	15	29	132	8.8	22	0

KICKOFF RETURNS	No.	Yds	Avg	LG	TD
Pollard	32	766	23.9	67	0
Dowdle	4	152	38.0	64	0
Lamb	1	47	47.0	47t	1
Team	37	965	26.1	67	1
Opponents	29	606	20.9	32	0

FIELD GOALS	1-19	20-29	30-39	40-49	50+
Zuerlein	1/1	5/5	13/13	12/13	3/9
Team	1/1	5/5	13/13	12/13	3/9
Opponents	0/0	5/6	9/10	5/6	5/5

SACKS	No.
Lawrence	6.5
A.Smith	5.0
Gregory	3.5
D.Wilson	3.5
Griffen	2.5
Crawford	2.0
Lewis	2.0
J.Smith	1.5
A.Brown	1.0
Diggs	1.0
Vander Esch	1.0
A.Woods	1.0
Gallimore	0.5
Team	31.0
Opponents	44.0

DALLAS COWBOYS

RECORD HOLDERS

INDIVIDUAL RECORDS—CAREER

Category	Name	Performance
Rushing (Yds.)	Emmitt Smith, 1990-2002	**17,162
Passing (Yds.)	Tony Romo, 2003-16	34,183
Passing (TDs)	Tony Romo, 2003-16	.248
Receiving (No.)	Jason Witten, 2003-17, 2019	1,215
Receiving (Yds.)	Jason Witten, 2003-17, 2019	12,977
Interceptions	Mel Renfro, 1964-77	.52
Punting (Avg.)	Mat McBriar, 2004-11	45.3
Punt Return (Avg.)	Deion Sanders, 1995-99	13.3
Kickoff Return (Avg.)	Dwayne Harris, 2011-14	26.5
Field Goals	Dan Bailey, 2011-17	.186
Touchdowns (Tot.)	Emmitt Smith, 1990-2002	.164
Points	Emmitt Smith, 1990-2002	.986
*Sacks	DeMarcus Ware, 2005-13	.117.0

INDIVIDUAL RECORDS—SINGLE SEASON

Category	Name	Performance
Rushing (Yds.)	DeMarco Murray, 2014	1,845
Passing (Yds.)	Tony Romo, 2012	4,903
Passing (TDs)	Tony Romo, 2007	.36
Receiving (No.)	Michael Irvin, 1995	.111
Receiving (Yds.)	Michael Irvin, 1995	1,603
Interceptions	Everson Walls, 1981	.11
Punting (Avg.)	Mat McBriar, 2006	48.2
Punt Return (Avg.)	Bob Hayes, 1968	20.8
Kickoff Return (Avg.)	Dwayne Harris, 2013	30.6
Field Goals	Richie Cunningham, 1997	.34
	Greg Zuerlein, 2020	.34
Touchdowns (Tot.)	Emmitt Smith, 1995	.25
Points	Emmitt Smith, 1995	.150
*Sacks	DeMarcus Ware, 2008	.20.0

INDIVIDUAL RECORDS—SINGLE GAME

Category	Name	Performance
Rushing (Yds.)	DeMarco Murray, 10-23-11	.253
Passing (Yds.)	Tony Romo, 10-6-13	.506
Passing (TDs)	Many times	.5
	Last time by Tony Romo, 10-6-13	
Receiving (No.)	Jason Witten, 10-28-12	.18
Receiving (Yds.)	Miles Austin, 10-11-09	.250
Interceptions	Many times	.3
	Last time by Terence Newman, 12-14-03	
Field Goals	Chris Boniol, 11-18-96	.7
	Billy Cundiff, 9-15-03	.7
Touchdowns (Tot.)	Many times	.4
	Last time by Terrell Owens, 11-18-07	
Points	Many times	.24
	Last time by Terrell Owens, 11-18-07	
*Sacks	Jim Jeffcoat, 11-10-85	.5.0

**Sacks became an official statistic in 1982. **NFL Record*

2021 COACHING STAFF

Mike McCarthy, Head Coach

Pro Career: The Dallas Cowboys named Mike McCarthy the ninth head coach in franchise history on Jan. 5, 2020. Along with 14 years of head coaching experience and 13 additional years as an assistant coach in the NFL, McCarthy boasts a 131-87-2 regular-season coaching record following 13 seasons with the Green Bay Packers (2006-18) and one in Dallas. He owns the sixth-most wins (29th all-time) and seventh-highest winning percentage among active NFL coaches. His teams have qualified for the postseason nine times, won six NFC North Division titles, made four NFC Championship Game appearances and took

home a Super Bowl XLV championship. In his first season in Dallas, McCarthy's Cowboys finished with a 6-10 record while fighting through injuries at key positions such as quarterback and offensive line. Known as a prolific offensive mind — and the primary play-caller — McCarthy's Packers offense finished fourth in the NFL in total offense and third in points per game through his tenure with the club. Behind the arm of Aaron Rodgers, over that same span, the Packers were third in passing offense. Additionally, his Packers offenses finished in the top-10 in passing yards (10 times), total offense (nine) and scoring (nine). McCarthy's nine playoff appearances overall are the most by a

Packers coach since the NFL postseason began in 1933. With the victory over Dallas in the 2016 playoffs, McCarthy surpassed Vince Lombardi and Mike Holmgren for the most playoff victories in team history (10). McCarthy guided the Packers to a franchise-record fourth consecutive division title in 2014. Career record: 141-95-2.

Background: Played tight end at Baker University (Kan.) and was all-conference and senior captain in 1986. Earned a degree in business administration. Coached collegiately at Fort Hays State (1987-88) and Pittsburgh (1989-92).

Personal: Born Nov. 10, 1963, in Pittsburgh, Pa. He and his wife, Jessica, have five children.

DALLAS COWBOYS

ASSISTANT COACHES

Jeff Blasko, assistant offensive line; born July 6, 1983, Pittsburgh, Pa. Attended Robert Morris. No college or pro playing experience. College coach: Akron 2008-10, Florida 2011, Kansas 2012-14, Pennsylvania 2015. Pro coach: Green Bay Packers 2016-18, Cleveland Browns 2019. Joined Cowboys in 2020.

Matt Daniels, assistant special teams; born Sept. 27, 1989, Fayetteville, Ga. Safety Duke 2008-11. Pro safety St. Louis Rams 2012-14, Jacksonville Jaguars 2014-15, San Diego Chargers 2015. College coach: Colorado 2017. Pro coach: Los Angeles Rams 2018-19. Joined Cowboys in 2020.

Rob Davis, assistant head coach; born Dec. 10, 1968, Washington, D.C. Defensive tackle Shippensburg (Pa.) 1987-92. Pro long snapper New York Jets 1993-94, Baltimore Stallions (CFL) 1995-96, Kansas City Chiefs 1996, Chicago Bears 1996-97, Green Bay Packers 1997-2008. Pro coach: Joined Cowboys in 2020.

Aden Durde, defensive line; born July 10, 1979, North London, England. No college playing experience. Pro linebacker Scottish Claymores (NFL) 2003-04, Hamburg Sea Devils (NFL) 2005-07, Carolina Panthers 2005, Kansas City Chiefs 2008. Pro coach: Atlanta Falcons 2018-20. Joined Cowboys in 2021.

George Edwards, senior defensive assistant; born Jan. 16, 1967, Silver City, N.C. Linebacker Duke 1985-89. No pro playing experience. College coach: Florida 1990-91, Appalachian State 1992-95, Duke 1996, Georgia 1997. Pro coach: Dallas Cowboys 1998-2001, Washington Redskins 2002-03, Cleveland Browns 2004, Miami Dolphins 2005-09, Buffalo Bills 2010-11, Miami Dolphins 2012-13, Minnesota Vikings 2014-19. Rejoined Cowboys in 2020.

John Fassel, special teams coordinator; born Jan. 10, 1974, Anaheim, Calif. College: Wide receiver Weber State 1996-99. No pro playing experience. College coach: Bucknell 1999 and 2002, Idaho State 2001, New Mexico Highlands 2003-04. No pro playing experience. Pro coach: Amsterdam Admirals (NFL) 2000, Baltimore Ravens 2005-07, Oakland Raiders 2008-11, Los Angeles Rams 2012-19 (interim head coach three games 2016). Joined Cowboys in 2020.

Al Harris, defensive backs; born Dec. 7, 1974, Pompano Beach, Fla. Cornerback Trinity Valley (Texas) C.C. 1993-94, Texas A&M-Kingsville 1995-96. Pro cornerback Tampa Bay Buccaneers 1997, Philadelphia Eagles 1998-2002, Green Bay Packers 2003-09, Miami Dolphins 2010, St. Louis Rams 2011. College coach: Florida Atlantic 2019. Pro coach: Kansas City Chiefs 2013-18. Joined Cowboys in 2020.

Chase Haslett, offensive quality control; born Aug. 13, 1992, Clayton, Mo. Quarterback Illinois 2011-13, Indiana (Pa.) 2014-15. No pro playing experience. College coach: Mercer 2019. Pro coach: Joined Cowboys in 2020.

Adam Henry, wide receivers; born Sept. 15, 1967, Beaumont, Texas. Wide receiver McNeese State 1990-93. No pro playing experience. College coach: McNeese State 1997-2006, LSU 2012-14. Pro coach: Oakland Raiders 2007-11, San Francisco 49ers 2015, New York Giants 2016-17, Cleveland Browns 2018-19. Joined Cowboys in 2020.

Leon Lett, assistant defensive line; born Oct. 12, 1968, Mobile, Ala. Defensive tackle Hinds (Miss.) C.C. 1987-88, Emporia State 1989-90. Pro defensive tackle Dallas Cowboys 1991-2000, Denver Broncos 2001. College coach: Louisiana-Monroe 2009-10. Pro coach: Joined Cowboys in 2011.

Cannon Matthews, defensive quality control; born June 21, 1985, Cleveland, Ohio. Attended Ohio University. No college or pro playing experience. College coach: Kentucky Christian 2012. Pro coach: Buffalo Bills 2008-11, Cleveland Browns 2013 and 2016, Tennessee Titans 2014-15, Washington Redskins 2017-19. Joined Cowboys in 2020.

Scott McCurley, linebackers; born Aug. 1, 1980, New Castle, Pa. Linebacker Pittsburgh 1999-2002. No pro playing experience. College coach: Pittsburgh 2003-05. Pro coach: Green Bay Packers 2009-18. Joined Cowboys in 2020.

Kellen Moore, offensive coordinator; born July 5, 1988, Prosser, Wash. Quarterback Boise State 2007-11. Pro quarterback Detroit Lions 2012-14, Dallas Cowboys 2015-17. Pro coach: Joined Cowboys in 2018.

Harold Nash Jr., strength and conditioning coordinator; born May 5, 1970, New Orleans, La. Defensive Back Louisiana-Lafayette 1989-92. Pro defensive back New York Giants 1993, Shreveport Pirates (CFL) 1994-95, Montreal Alouettes (CFL) 1996-99, Winnipeg Blue Bombers (CFL) 1999-2003, Edmonton Eskimos (CFL) 2004. Pro coach: New England Patriots 2005-15, Detroit Lions 2016-19. Joined Cowboys in 2020.

Doug Nussmeier, quarterbacks; born Dec. 11, 1970, Oswego, Ore. Quarterback Idaho 1990-93. Pro quarterback New Orleans Saints 1994-97, Indianapolis Colts 1998, British Columbia Lions (CFL) 2000. College coach: Michigan State 2003-05, Fresno State 2008, Washington 2009-11, Alabama 2012-13, Michigan 2014, Florida 2015-17. Pro coach: British Columbia Lions (CFL) 2001, Ottawa Renegades (CFL) 2002, St. Louis Rams 2006-07. Joined Cowboys in 2018.

Skip Peete, running backs; born Jan. 30, 1963, Phoenix, Ariz. Wide receiver Arizona 1981-82 and Kansas 1984-85. Pro wide receiver New York Jets 1987. College coach: Pittsburgh 1988-92, Michigan State 1993-94, Rutgers 1995, UCLA 1996-97. Pro coach: Oakland Raiders 1998-2006, Dallas Cowboys 2007-12, Chicago Bears 2013-14, Los Angeles Rams 2016-19. Re-joined Cowboys in 2020.

Joe Philbin, offensive line; born July 2, 1961, Springfield, Mass. Tight end Washington & Jefferson (Pa.) 1980. No pro playing experience. College coach: Tulane 1984-85, Worcester Tech 1986-87, U.S. Merchant Marine Academy 1988-89, Allegheny College 1990-93, Ohio 1994, Northeastern 1995-96, Harvard 1997-98, Iowa 1999-2002. Pro coach: Green Bay Packers 2003-11 and 2018 (interim head coach four games, 2018), Miami Dolphins 2012-15 (head coach), Indianapolis Colts 2016-17. Joined Cowboys in 2020.

Dan Quinn, defensive coordinator; born Sept. 11, 1970, Morristown, N.J. Defensive lineman Salisbury State 1990-93. No pro playing experience. College coach: William & Mary 1994, Virginia Military Institute 1995, Hofstra 1996-2000, Florida 2011-12. Pro coach: San Francisco 49ers 2001-04, Miami Dolphins 2005-06, New York Jets 2007-08, Seattle Seahawks 2009-10 and 2013-14, Atlanta Falcons 2015-20 (head coach). Joined Cowboys in 2021.

Scott Tolzien, offensive assistant; born Sept. 4, 1987, Rolling Meadows, Ill. Quarterback Wisconsin 2008-10. Pro quarterback San Diego Chargers 2011, San Francisco 49ers 2011-13, Green Bay Packers 2013-16, Indianapolis Colts 2016-18. Pro coach: Joined Cowboys in 2020.

Lunda Wells, tight ends; born Feb. 10, 1983, Baker, La. Guard Southern 2002-05. No pro playing experience. College coach: LSU 2008-11. Pro coach: New York Giants 2012-19. Joined Cowboys in 2020.

Joe Whitt Jr., secondary/pass game coordinator; born July 19, 1978, Auburn, Ala. Wide receiver Auburn 1997-99. No pro playing experience. College coach: The Citadel 2002, Louisville 2003-06. Pro coach: Atlanta Falcons 2007 and 2020, Green Bay Packers 2008-18, Cleveland Browns 2019. Joined Cowboys in 2021.

DALLAS COWBOYS

2021 VETERAN ROSTER

No.	Name	Pos.	Ht.	Wt.	Birthdate	NFL Exp.	College	Hometown	How Acq.	'20 Games/ Starts
56	Anae, Bradlee	DE	6-3	260	1/17/98	2	Utah	Laie, Hawaii	D5-'20	7/0
5	Anger, Bryan	P	6-3	205	10/6/88	10	California	Camarillo, Calif.	FA-'21	16/0*
92	Armstrong, Dorance	DE	6-4	260	6/10/97	4	Kansas	Houston, Texas	D4a-'18	16/2
93	Basham, Tarell	DE	6-4	266	3/18/94	5	Ohio	Rocky Mount, Va.	UFA(NYJ)-'21	16/9*
53	Bernard, Francis	LB	6-0	242	4/8/95	2	Utah	Herriman, Utah	UDFA-'20	13/0
63	Biadasz, Tyler	C	6-4	317	11/20/97	2	Wisconsin	Amherst, Wis.	D4b-'20	12/4
30	Brown, Anthony	CB	5-11	188	12/15/93	6	Purdue	Tampa, Fla.	D6a-'16	10/8
85	Brown, Noah	WR	6-2	215	1/6/96	5	Ohio State	Flanders, N.J.	D7b-'17	16/1
33	Burton, Deante	CB	6-2	210	7/12/94	4	Kansas State	Manhattan, Kan.	PS(Ind)-'19	4/0
31	Canady, Maurice	CB	6-1	193	5/26/94	5	Virginia	Richmond, Va.	UFA(Hou)-'20	0*
97	Carter, Ron'Dell	DE	6-3	270	7/3/97	2	James Madison	Federal Way, Wash.	W(Ind)-'20	3/0
71	Collins, La'el	T	6-4	323	7/26/93	7	LSU	Baton Rouge, La.	UDFA-'15	0*
19	Cooper, Amari	WR	6-1	225	6/17/94	7	Alabama	Miami, Fla.	T(Oak)-'18	16/15
27	Diggs, Trevon	CB	6-1	203	9/20/98	2	Alabama	Gaithersburg, Md.	D2-'20	12/11
7	DiNucci, Ben	QB	6-2	215	11/24/96	2	James Madison	Wexford, Pa.	D7-'20	3/1
34	Dowdle, Rico	RB	5-11	215	6/14/98	2	South Carolina	Asheville, N.C.	UDFA-'20	15/0
21	Elliott, Ezekiel	RB	6-0	228	7/22/95	6	Ohio State	St. Louis, Mo.	D1-'16	15/15
96	Gallimore, Neville	DT	6-2	307	1/17/97	2	Oklahoma	Ottawa, Ontario, Canada	D3-'20	14/9
13	Gallup, Michael	WR	6-1	205	3/4/96	4	Colorado State	Monroe, Ga.	D3-'18	16/15
57	Gifford, Luke	LB	6-3	245	8/28/95	3	Nebraska	Lincoln, Neb.	UDFA-'19	8/0
3	Gilbert, Garrett	QB	6-4	230	7/1/91	4	Southern Methodist	Austin, Texas	PS(Cle)-'20	1/1
29	Goodwin, C.J.	CB	6-3	187	2/4/90	6	California (Pa.)	Wheeling, W.Va.	PS(Cin)-'18	16/0
94	Gregory, Randy	DE	6-2	260	11/23/92	4	Nebraska	Jacksonville, Fla.	D2-'15	10/0
99	Hamilton, Justin	DT	6-2	315	7/27/93	4	Louisiana	Natchez, Miss.	FA-'20	10/2
72	Hill, Trysten	DT	6-3	305	3/25/98	3	Central Florida	Lee, Fla.	D2-'19	5/5
65	Hyatt, Mitch	T	6-5	315	2/6/97	2	Clemson	Suwanee, Ga.	UDFA-'19	0*
89	Jarwin, Blake	TE	6-5	250	7/16/94	5	Oklahoma State	Tuttle, Okla.	UDFA-'17	1/1
43	Kamara, Azur	LB	6-3	245	9/26/98	2	Kansas	Glendale, Ariz.	UDFA-'20	0*
35	Kazee, Damontae	S	5-11	190	6/5/93	5	San Diego State	San Bernardino, Calif.	UFA(Atl)-'21	4/4*
32	Kearse, Jayron	S	6-4	220	2/11/94	6	Clemson	Fort Myers, Fla.	FA-'21	11/7*
69	Knight, Brandon	T	6-4	315	4/1/97	3	Indiana	Noblesville, Ind.	UDFA-'19	13/9
88	Lamb, CeeDee	WR	6-2	200	4/8/99	2	Oklahoma	Richmond, Texas	D1-'20	16/14
90	Lawrence, DeMarcus	DE	6-3	250	4/28/92	8	Boise State	Aiken, S.C.	D2-'14	16/15
26	Lewis, Jordan	CB	5-10	186	8/31/95	5	Michigan	Detroit, Mich.	D3-'17	15/13
70	Martin, Zack	G	6-4	315	11/20/90	8	Notre Dame	Indianapolis, Ind.	D1-'14	10/10
66	McGovern, Connor	G	6-5	315	11/3/97	3	Penn State	Larksville, Pa.	D3-'19	14/8
84	McKeon, Sean	TE	6-5	255	12/28/97	2	Michigan	Dudley, Mass.	UDFA-'20	14/1
44	McQuaide, Jake	LS	6-2	235	7/7/87	11	Ohio State	Cincinnati, Ohio	UFA(LAR)-'21	16/0*
42	Neal, Keanu	LB	6-0	211	7/26/95	6	Florida	Bushnell, Fla.	UFA(Atl)-'21	15/14*
10	Niswander, Hunter	P	6-4	243	11/26/94	2	Northwestern	Peninsula, Ohio	FA-'20	8/0
79	Nsekhe, Ty	T	6-4	243	6/8/94	8	Texas State	Arlington, Texas	UFA(Buf)-'21	15/0*
45	Olonilua, Sewo	FB	6-3	235	11/27/97	2	TCU	Kingwood, Texas	UDFA-'20	2/0
25	Parker, Steven	S	6-1	210	12/14/95	3	Oklahoma	Tulsa, Okla.	FA-'20	8/0
20	Pollard, Tony	RB	6-0	210	4/30/97	3	Memphis	Memphis, Tenn.	D4a-'19	16/2
4	Prescott, Dak	QB	6-2	235	7/29/93	6	Mississippi State	Houghton, La.	D4b-'16	5/5
28	Robinson, Rashard	CB	6-2	177	7/23/95	5	LSU	Pompano Beach, Fla.	FA-'20	4/3
41	Robinson, Reggie	S	6-1	200	4/14/97	2	Tulsa	Cleburne, Texas	D4a-'20	5/0
10	Rush, Cooper	QB	6-3	225	11/21/1993	3	Central Michigan	Charlotte, Mich.	FA-'20	0*
86	Schultz, Dalton	TE	6-5	255	7/11/96	4	Stanford	South Jordan, Utah	D4b-'18	16/14
67	Smith, Eric	T	6-4	308	9/2/95	4	Virginia	Columbia, Ga.	FA-'20	1/0
9	Smith, Jaylon	LB	6-2	240	6/14/95	5	Notre Dame	Fort Wayne, Ind.	D2-'16	16/16
77	Smith, Tyrion	T	6-5	305	12/12/90	11	Southern California	Moreno Valley, Calif.	D1-'11	2/2
87	Sprinkle, Jeremy	TE	6-5	255	8/10/94	5	Arkansas	White Hall, Ark.	UFA(Was)-'21	16/6*
78	Steele, Terence	T	6-6	320	6/4/97	2	Texas Tech	Cibolo, Texas	UDFA-'20	16/14
23	Thompson, Darian	S	6-2	212	9/22/93	6	Boise State	Lancaster, Calif.	FA-'18	15/7
17	Turner, Malik	WR	6-2	202	1/30/96	4	Illinois	Springfield, Ill.	W(GB)-'20	6/0
95	Urban, Brent	DE	6-7	300	5/5/91	8	Virginia	Mississauga, Ontario, Canada	UFA(Chi)-'21	16/8*
55	Vander Esch, Leighton	LB	6-4	255	2/8/96	4	Boise State	Riggins, Idaho	D1-'18	10/10
91	Watkins, Carlos	DT	6-3	297	12/5/93	5	Clemson	Mooreboro, N.C.	UFA(Hou)-'21	16/11*
52	Williams, Connor	G	6-5	320	5/12/97	4	Texas	Coppell, Texas	D2-'18	16/16
1	Wilson, Cedrick	WR	6-2	195	11/20/95	4	Boise State	Memphis, Tenn.	D6b-'18	16/0
6	Wilson, Donovan	S	6-0	200	2/21/95	3	Texas A&M	Shreveport, La.	D6-'19	14/10
2	Zuerlein, Greg	K	6-0	195	12/27/87	10	Missouri Western	Lincoln, Neb.	UFA(LAR)-'20	16/0

DALLAS COWBOYS

* Anger played 16 games with Houston; Basham played 16 games with New York Jets; Canady last active with New York Jets in '19; L.Collins missed '20 season because of injury; Hyatt missed '20 season because of injury; Kamara missed '20 season because of injury; Kazez played four games with Atlanta; Kearse played 11 games with Detroit; McQuaide played 16 games with Los Angeles Rams; Neal played 15 games with Atlanta; Nsekhe played 15 games with Buffalo; Rush last active with Dallas in '19; Sprinkle played 16 games with Washington; Urban played 16 games with Chicago; Watkins played 16 games with Houston.

Players lost through free agency (seven): CB Chidobe Awuzie (CIN, eight games in '20); TE Blake Bell (KC, 16); QB Andy Dalton (CHI, 11); T Cameron Erving (CAR, six); DE Aldon Smith (SEA, 16); LB Joe Thomas (HOU, 15); S Xavier Woods (MIN, 15).

Also played with Cowboys '20—DT Eli Ankou (seven games in '20), DL Tyrone Crawford (16), LS L.P. Ladouceur (16), LB Sean Lee (nine), C Joe Looney (13), LB Justin March (12), T Greg Senat (10).

FIRST-YEAR ROSTER

Name	Pos.	Ht.	Wt.	Birthdate	College	Hometown	How Acq.
Alarcón, Isaac (1)	T	6-6	325	7/27/98	Monterrey Tech	Monterrey, Mexico	FA-'20
Ball, Josh	T	6-8	308	5/15/98	Marshall	Fredericksburg, Va.	D4b
Bohanna, Quinton	DT	6-4	327	3/16/99	Kentucky	Cordova, Tenn.	D6a
Cox, Jabril	LB	6-3	233	4/16/98	LSU	Kansas City, Mo.	D4a
Coyle, Tyler	S	6-0	209	11/15/98	Purdue	Windsor, Conn.	FA
Eagles, Brennan	WR	6-4	225	10/24/98	Texas	Houston, Texas	FA
Eubanks, Nick	TE	6-4	245	11/21/96	Michigan	Plantation, Fla.	FA
Faoliu, Austin	DE	6-3	287	1/9/99	Oregon	Santa Ana, Calif.	FA
Farniok, Matt	G	6-5	311	9/26/97	Nebraska	Sioux Falls, S.D.	D7
Fehoko, Simi	WR	6-4	222	11/5/97	Stanford	Sandy, Utah	D5
Golston, Chauncey	DE	6-5	268	2/10/98	Iowa	Detroit, Mich.	D3b
Guidry, Stephen (1)	WR	6-3	201	3/25/97	Mississippi State	New Roads, La.	FA-'20
Hardy, JaQuan	RB	5-8	211	12/31/97	Tiffin	Westlake, Ohio	FA
Hines, Anthony	LB	6-2	225	1/15/99	Texas A&M	Plano, Texas	FA
Jones, Braylon	C	6-3	301	2/10/98	Houston	Tyler, Texas	FA
Joseph, Kelvin	CB	5-11	197	11/11/00	Kentucky	Baton Rouge, La.	D2
Knox, Brenden	RB	5-11	215	10/10/98	Marshall	Columbus, Ohio	FA
Lynn, Artayvious	TE	6-5	254	3/13/96	TCU	Bossier City, La.	FA
Mitchell, Osiris	WR	6-5	206	9/15/97	Mississippi State	Sarasota, Fla.	FA
Mukuamu, Israel	S	6-4	212	11/28/99	South Carolina	Bossier City, La.	D6b
Odighizuwa, Osa	DT	6-2	282	8/13/98	UCLA	Dayton, Ohio	D3a
Parker, Aaron (1)	WR	6-2	210	5/21/98	Rhode Island	Brandywine, Md.	FA-'20
Parsons, Micah	LB	6-3	246	5/26/99	Penn State	Harrisburg, Pa.	D1
Ralston, Nick	FB	6-0	237	11/10/96	Louisiana	Argyle, Texas	FA
Smith, Brandon	WR	6-1	218	12/10/98	Iowa	Lake Cormorant, Miss.	FA
Vasher, T.J.	WR	6-6	203	8/29/98	Texas Tech	Wichita Falls, Texas	FA
Wright, Nahshon	CB	6-4	183	9/23/98	Oregon State	Hayward, Calif.	D3c

The term NFL Rookie is defined as a player who is in his first season of professional football and has not been on the roster of another professional football team for any regular-season or postseason games. A Rookie is designated by an "R" on NFL rosters. Players who have been active in another professional football league or players who have NFL experience, including either preseason training camp or being on an Active List or Inactive List, or on Reserve/Injured or Reserve/Physically Unable to Perform for fewer than six regular-season games, are termed NFL First-Year Players. An NFL First-Year Player is designated by a "1" on NFL rosters. Thereafter, a player is credited with an additional year of experience for each season in which he accumulates six games on the Active List or Inactive List, or on Reserve/Injured or Reserve/Physically Unable to Perform.

Log on to www.dallascowboys.com for an up-to-date roster.

DETROIT LIONS

2020 TEAM RECORD

REGULAR SEASON (5-11)

Date	Opponent	Result
Sept. 13	CHICAGO	L 23-27
Sept. 20	at Green Bay	L 21-42
Sept. 27	at Arizona	W 26-23
Oct. 4	NEW ORLEANS	L 29-35
Oct. 18	at Jacksonville	W 34-16
Oct. 25	at Atlanta	W 23-22
Nov. 1	INDIANAPOLIS	L 21-41
Nov. 8	at Minnesota	L 20-34
Nov. 15	WASHINGTON	W 30-27
Nov. 22	at Carolina	L 0-20
Nov. 26	HOUSTON	L 25-41
Dec. 6	at Chicago	W 34-30
Dec. 13	GREEN BAY	L 24-31
Dec. 20	at Tennessee	L 25-46
Dec. 26	TAMPA BAY	L 7-47
Jan. 3	MINNESOTA	L 35-37

SCORE BY PERIODS

Team	95	96	77	109	0	—	377
Opponents	109	161	98	151	0	—	519

2020 TEAM STATISTICS

	Team	Opp.
Total First Downs	350	415
Rushing	93	127
Passing	220	253
Penalty	37	35
3rd Down: Made/Att	79/192	91/193
3rd Down Pct.	41.1	47.2
4th Down: Made/Att	10/20	11/18
4th Down Pct.	50.0	61.1
Possession Avg.	27:54	32:06
Total Net Yards	5603	6716
Avg. Per Game	350.2	419.8
Total Plays	991	1068
Avg. Per Play	5.7	6.3
Net Yards Rushing	1499	2158
Avg. Per Game	93.7	134.9
Total Rushes	367	487
Net Yards Passing	4104	4558
Avg. Per Game	256.5	284.9
Sacked/Yards Lost	42/293	24/195
Gross Yards	4397	4753
Att./Completions	582/374	557/383
Completion Pct.	64.3	68.8
Had Intercepted	13	7
Punts/Average	59/49.1	50/41.3
Net Punting Avg.	59/44.8	50/36.2
Penalties/Yards	95/860	103/797
Fumbles/Ball Lost	13/8	17/5
Touchdowns	45	68
Rushing	17	27
Passing	27	38
Returns	1	3

2020 INDIVIDUAL STATISTICS

PASSING	Att	Cmp	Yds	Cmp%	Yds/Att	TD	TD%	Int	Int%	LG	Sk/Lost	Rtng
Stafford	528	339	4084	64.2	7.73	26	4.9	10	1.9	73	38/254	96.3
Daniel	43	29	264	67.4	6.14	1	2.3	2	4.7	28	3/29	72.2
Blough	10	6	49	60.0	4.90	0	0.0	1	10.0	20	1/10	32.9
Agnew	1	0	0	0.0	0.00	0	0.0	0	0.0	—	0/0	39.6
Team	582	374	4397	64.3	7.55	27	4.6	13	2.2	73	42/293	93.3
Opponents	557	383	4753	68.8	8.53	38	6.8	7	1.3	75t	24/195	112.4

SCORING	TD			PAT	FG	Saf	Pts	
	Tot	Ru	Rec					
Prater	0	0	0	38/41	21/28	0	101	
Swift	10	8	2	0	0	0	60	
M. Jones	9	0	0	0	0	0	54	
Peterson	7	7	0	0	0	0	42	
Hockenson	6	0	0	0	0	0	38	
K. Johnson	3	2	1	0	0	0	18	
Cephus	2	0	2	0	0	0	12	
Golladay	2	0	2	0	0	0	12	
Hall TM	2	0	2	0	0	0	12	
James	2	0	2	0	0	0	12	
Sanu	1	0	1	0	0	0	8	
Agnew	1	0	0	1	0	0	6	
R. Okwara	0	0	0	0	0	1	2	
Team	45	17	27	1	38/41	21/28	1	377
Opponents	68	27	38	3	53/62	16/20	0	519

2-Pt Conv: Hockenson, Sanu, Team 2-4.
Opponents 5-6.

RUSHING	No.	Yds	Avg	LG	TD
Peterson	156	604	3.9	38	7
Swift	114	521	4.6	54	8
K. Johnson	52	181	3.5	14	2
Stafford	29	112	3.9	17	0
Agnew	6	33	5.5	11	0
Blough	1	18	18.0	18	0
Daniel	2	16	8.0	11	0
J. Williams	1	5	5.0	5	0
Moore	1	3	3.0	3	0
Sanu	1	3	3.0	3	0
Amendola	1	2	2.0	2	0
Hall	1	1	1.0	1	0
Cabinda	1	0	0.0	0	0
Hockenson	1	0	0.0	0	0
Team	367	1499	4.1	54	17
Opponents	487	2158	4.4	75t	27

RECEIVING	No.	Yds	Avg	LG	TD
M. Jones	76	978	12.9	43t	9
Hockenson	67	723	10.8	51	6
Amendola	46	602	13.1	50	0
Swift	46	357	7.8	26	2
Cephus	20	349	17.5	49t	2
Golladay	20	338	16.9	48	2
K. Johnson	19	187	9.8	20	1
Hall	17	290	17.1	73	2
Sanu	16	178	11.1	21	1
James	14	129	9.2	31	2
Agnew	13	89	6.8	20	0
Peterson	12	101	8.4	23	0
J. Williams	4	21	5.3	10	0
Cabinda	2	8	4.0	4	0
H. Bryant	1	44	44.0	44	0
Nauta	1	3	3.0	3	0
Team	374	4397	11.8	73	27
Opponents	383	4753	12.4	75t	38

INTERCEPTIONS	No.	Yds	Avg	LG	TD
Harmon	2	22	11.0	21	0
Okudah	1	36	36.0	36	0
Roberts	1	6	6.0	6	0
Collins	1	1	1.0	1	0
Oruwaraye	1	0	0.0	0	0
Trufant	1	0	0.0	0	0
Team	7	65	9.3	36	0
Opponents	13	96	7.4	29t	3

PUNTING	No.	Yds	Avg	Net TB	In20	LG	B
Fox	59	2897	49.1	44.8	7	26	67
Team	59	2897	49.1	44.8	7	26	67
Opponents	50	2066	41.3	36.2	2	19	57

PUNT RETURNS	Ret	FC	Yds	Avg	LG	TD
Agnew	14	14	178	12.7	74t	1
Amendola	3	3	39	13.0	21	0
Team	17	17	217	12.8	74t	1
Opponents	21	16	116	5.5	22	0

KICKOFF RETURNS	No.	Yds	Avg	LG	TD
Agnew	28	783	28.0	71	0
Cabinda	2	24	12.0	13	0
Hall	2	13	6.5	11	0
Sanu	1	15	15.0	15	0
J. Williams	1	10	10.0	10	0
Team	34	845	24.9	71	0
Opponents	49	1049	21.4	46	0

FIELD GOALS	1-19	20-29	30-39	40-49	50+
Prater	0/0	4/4	7/7	4/7	6/10
Team	0/0	4/4	7/7	4/7	6/10
Opponents	0/0	3/3	6/7	4/7	3/3

SACKS	No.
R. Okwara	10.0
Griffen	3.5
Flowers	2.0
Collins	1.0
Penisini	1.0
Ragland	1.0
Shelton	1.0
Strong	1.0
Trufant	1.0
Walker	1.0
N. Williams	1.0
Davis	0.5
Team	24.0
Opponents	42.0

DETROIT LIONS

RECORD HOLDERS

INDIVIDUAL RECORDS—CAREER

Category	Name	Performance
Rushing (Yds.)	Barry Sanders, 1989-98	15,269
Passing (Yds.)	Matthew Stafford, 2009-20	45,109
Passing (TDs)	Matthew Stafford, 2009-20	282
Receiving (No.)	Calvin Johnson, 2007-15	731
Receiving (Yds.)	Calvin Johnson, 2007-15	11,619
Interceptions	Dick LeBeau, 1959-72	62
Punting (Avg.)	Jack Fox, 2020	49.1
Punt Return (Avg.)	Jack Christiansen, 1951-58	12.8
Kickoff Return (Avg.)	Pat Studstill, 1961-67	25.7
Field Goals	Jason Hanson, 1992-2012	495
Touchdowns (Tot.)	Barry Sanders, 1989-98	109
Points	Jason Hanson, 1992-2012	2,150
*Sacks	Robert Porcher, 1992-2003	95.5

INDIVIDUAL RECORDS—SINGLE SEASON

Category	Name	Performance
Rushing (Yds.)	Barry Sanders, 1997	2,053
Passing (Yds.)	Matthew Stafford, 2011	5,038
Passing (TDs)	Matthew Stafford, 2011	41
Receiving (No.)	Herman Moore, 1995	123
Receiving (Yds.)	Calvin Johnson, 2012	**1,964
Interceptions	Don Doll, 1950	12
	Jack Christiansen, 1953	12
Punting (Avg.)	Yale Lary, 1963	48.9
Punt Return (Avg.)	Jack Christiansen, 1952	21.5
Kickoff Return (Avg.)	Ameer Abdullah, 2015	29.1
Field Goals	Jason Hanson, 1993	34
Touchdowns (Tot.)	Barry Sanders, 1991	17
Points	Jason Hanson, 2012	134
*Sacks	Robert Porcher, 1999	15.0

INDIVIDUAL RECORDS—SINGLE GAME

Category	Name	Performance
Rushing (Yds.)	Barry Sanders, 11-13-94	237
Passing (Yds.)	Matthew Stafford, 1-1-12	520
Passing (TDs)	Gary Danielson, 12-9-78	5
	Matthew Stafford, 11-9-09, 11-20-11, 1-1-12, 11-26-15	.5
Receiving (No.)	Herman Moore, 12-4-95	14
	Calvin Johnson, 10-27-13	14
Receiving (Yds.)	Calvin Johnson, 10-27-13	329
Interceptions	Don Doll, 10-23-49	**4
Field Goals	Garó Yepremian, 11-13-66	6
	Jason Hanson, 10-17-99	.6
Touchdowns (Tot.)	Doak Walker, 11-19-50	4
	Cloyce Box, 12-3-50	4
	Barry Sanders, 11-24-91	4
Points	Doak Walker, 11-19-50	24
	Cloyce Box, 12-3-50	24
	Barry Sanders, 11-24-91	24
*Sacks	Bill Gay, 9-4-83	5.5

*Sacks became an official statistic in 1982. **NFL Record

2021 COACHING STAFF

Dan Campbell, Head Coach

Pro Career: Named Lions' 28th head coach on Jan. 21, 2021. Campbell enters his first season with the Lions and brings 22 years of NFL experience, including 11 years as a coach and 11 as a player. He most recently served as the assistant head coach/tight ends coach for the New Orleans Saints, a position he held since 2016. During the span of his five-year coaching tenure with New Orleans, the club captured four NFC South division titles, ranked first in the NFL in points scored (2,361), touchdowns (277) and net yardage (31,147) and posted the third-most wins (56) in the league.

Background: In 2015, Campbell became the Dolphins' interim head coach, taking over a 1-3 team and guiding Miami to a 5-7 finish. Under Campbell, Miami improved eight spots in the NFL's rushing-yards-per-game rankings and saw five Dolphins selected to the Pro Bowl in 2015. Campbell initially joined the Dolphins in 2010 as a coaching intern before overseeing the tight ends unit for five seasons (2011-15).

Personal: Born April 13, 1976, in Clifton, Texas. He and his wife, Holly, have a son, Cody, and a daughter, Piper. He earned a bachelor's degree in agricultural development from Texas A&M.

ASSISTANT COACHES

Mark Brunell, quarterbacks; born Sept. 17, 1970, Los Angeles, Calif. Quarterback Washington 1989-92. Pro quarterback Green Bay Packers 1994, Jacksonville Jaguars 1995-2003, Washington Redskins 2004-06, New Orleans Saints 2008-09, New York Jets 2010-11. No college coaching experience. High school coach: Providence High School (Jacksonville, Fla.) 2012. Episcopal High School (Jacksonville, Fla.) 2013-20. Pro coach: Joined Lions in 2021.

DETROIT LIONS

Dom Capers, senior defensive assistant; born Aug. 7, 1950, Cambridge, Ohio. Linebacker and defensive tackle Mount Union College. No pro playing experience. College coach: Kent State 1972-74, Washington 1975, Hawaii 1975-76, San Jose State 1977, California 1978-79, Tennessee 1980-81, Ohio State 1982-83. Pro coach: Philadelphia/Baltimore Stars (USFL) 1984-85, New Orleans Saints 1986-91, Pittsburgh Steelers 1992-94, Carolina Panthers 1995-98 (head coach), Jacksonville Jaguars 1999-2000 and 2019, Houston Texans 2002-05 (head coach), Miami Dolphins 2006-07, New England Patriots 2008, Green Bay Packers 2009-17, Minnesota Vikings 2020. Joined Lions in 2021.

Mike Clark, sports performance coordinator; born Aug. 22, 1954, Center Ottawa (Kan.) University 1974-77. No pro playing experience. College coach: Wyoming 1981-82, Kansas 1982-83, Oregon 1983-88, Southern California 1988-90, Texas A&M 1990-2004, Trinity (San Antonio, Texas) 2018-20. Pro coach: Seattle Seahawks 2004-10, Kansas City Chiefs 2010-13, Chicago Bears 2013-14, Washington Redskins 2014-16. Joined Lions in 2021.

David Corrao, director of football research. Linebacker San Diego 1992. No pro playing experience. College coach: Syracuse 2000-03, Northeastern 2004, Mississippi 2005-07, Northern Michigan 2016. Pro coach: Miami Dolphins 2008-15. Joined Lions in 2018.

Jill Costanza, director of sports science; born June 25, 1980. Attended Houston. College coach: Houston 2013, Miami (Fla.) 2013-14, Texas 2015-16. Pro coach: Joined Lions in 2021.

Mark DeLeone, inside linebackers; born June 30, 1987, Syracuse, N.Y. No college or pro playing experience. College coach: Iowa 2007-08, New Hampshire 2009, Florida 2010, Temple 2011. Pro coach: New York Jets 2012, Kansas City Chiefs 2013-18, Chicago Bears 2019-20. Joined Lions in 2021.

Brian Duker, defensive assistant. Attended Towson University. No college or pro playing experience. College coach: Towson University 2007-10, Bryant University 2011-12, Missouri 2013-14. Pro coach: Cleveland Browns 2015, San Francisco 49ers 2016, Baltimore Ravens 2018-20, joined Lions in 2021.

Tanner Engstrand, offensive quality control. Quarterback Grossmont College 2000-02 and San Diego State 2003-04. No pro playing experience. College coach: San Diego 2011-18, Michigan 2018-19. Pro coach: D.C. Defenders (XFL) 2019. Joined Lions in 2020.

Dave Fipp, special teams coordinator; born Aug. 8, 1974, Albuquerque, N.M. Defensive back Arizona 1994-97. No pro playing experience. College coach: Holy Cross 1998-99, Arizona 2000, Cal Poly 2001, Nevada 2004, San Jose State 2005-07. Pro coach: San Francisco 49ers 2008-10, Miami Dolphins 2011-12, Philadelphia Eagles 2013-20. Joined Lions in 2021.

Hank Fraley, offensive line; born Sept. 21, 1977, Gaithersburg, Md. Offensive lineman Robert Morris 1997-99. Pro offensive lineman Philadelphia Eagles 2001-05, Cleveland Browns 2006-09, St. Louis Rams 2010. College coach: San Diego 2012, San Jose State 2013, UCLA 2017. Pro coach: Minnesota Vikings 2014-16. Joined Lions in 2018.

Aaron Glenn, defensive coordinator; born July 16, 1972, Humble, Texas. Defensive back Texas A&M 1992-93. Pro defensive back New York Jets 1994-2001, Houston Texans 2002-04, Dallas Cowboys 2005-06, Jacksonville Jaguars 2007, New Orleans Saints 2008. Pro coach: Cleveland Browns 2014-15, New Orleans Saints 2016-20. Joined Lions in 2021.

Morris Henry, assistant strength and conditioning; born Dec. 10, 1991 in Orlando, Fla. Defensive back Morehead State 2011-14. No pro playing experience. College coach: Auburn 2016-19. Pro coach: joined Lions in 2020.

Ben Johnson, tight ends; born May 11, 1986, Charleston, S.C. Quarterback North Carolina 2004-06. No pro playing experience. College coach: Boston College 2009-11. Pro coach: Miami Dolphins 2012-18. Joined Lions in 2019.

Anthony Lynn, offensive coordinator; born Dec. 21, 1968, McKinney, Texas. Running Back Texas Tech 1988-91. Pro running back Denver Broncos 1993 and 1997-99, San Francisco 49ers 1995-96. Pro coach: Denver Broncos 2000-02, Jacksonville Jaguars 2003-04, Dallas Cowboys 2005-06, Cleveland Browns 2007-08, New York Jets 2009-14, Buffalo Bills 2015-16, Los Angeles Chargers 2017-20 (head coach). Joined Lions in 2021.

Jett Modkins, assistant special teams. Defensive back Glendale (Ariz.) C.C. No pro playing experience. College coach: Akron 2019. Pro coach: Denver Broncos 2020. Joined Lions in 2021.

Steve Oliver, offensive quality control; born Sept. 29, 1992, Billings, Mont. Offensive lineman San Diego 2011-15. No pro playing experience. College coach: Idaho 2016-17 and 2019, Montana State-Northern 2018. Pro coach: Joined Lions in 2021.

DeOn'tae Pannell, WCF Minority Coaching Assistantship. Offensive lineman Penn State 2008-11. No pro playing experience. College coach: Peru State College 2016-20. Pro coach: Joined Lions in 2021.

Aubrey Pleasant, defensive backs/passing game coordinator. Defensive back Wisconsin 2005-08. No pro playing experience. College coach: Michigan 2011-12. Pro coach: Cleveland Browns 2013, Washington Redskins 2013-16, Los Angeles Rams 2017-20. Joined Lions in 2021.

Sean Pugh, co-director of player engagement. Offensive lineman Western Kentucky 2002-06. No pro playing experience. College coach: Western Kentucky 2016-18, Purdue 2017-20. Pro coach: Joined Lions in 2021.

Antwan Randle El, wide receivers; born Aug. 17, 1979, Riverdale, Ill. Quarterback Indiana 1998-2001. Pro wide receiver Pittsburgh Steelers 2002-05 and 2010, Washington Redskins 2006-09. No college coaching experience. Pro coach: Tampa Bay Buccaneers 2019-20. Joined Lions in 2021.

Seth Ryan, assistant wide receivers; born March 26, 1994, Phoenix, Ariz. Wide receiver Clemson 2013-17. No pro playing experience. No college coaching experience. Pro coach: Los Angeles Chargers 2017-20. Joined Lions in 2021.

Josh Schuler, head strength and conditioning; born Oct. 5, 1983, Muscatine, Iowa. Attended Iowa State. No college or pro playing experience. College coach: Colorado 2007 and 2010-12, Auburn 2008-10, Navy 2012-15. Pro coach: Joined Lions in 2016.

Kelvin Sheppard, outside linebackers; born Jan. 2, 1988, Stone Mountain, Ga. Linebacker LSU 2007-10. Pro linebacker Buffalo Bills 2011-12, Indianapolis Colts 2013, Miami Dolphins 2014-15, New York Giants 2016-17, Detroit Lions 2018. College coach: LSU 2020. Pro coach: Joined Lions in 2021.

Duce Staley, assistant head coach/running backs; born Feb. 27, 1975, Tampa, Fla. Running Back South Carolina 1993-96. Pro running back Philadelphia Eagles 1997-2003, Pittsburgh Steelers 2004-06. Pro coach: Philadelphia Eagles 2011-20. Joined Lions in 2021.

Stephen Thomas, defensive quality control; born July 29, 1983, Brooklyn, N.Y. Defensive back Buffalo 2002-05. No pro playing experience. College coach: Cortland 2007-08, Delaware 2009-10, Southern Mississippi 2011, Princeton 2012-14 and 2016-18. Pro coach: Philadelphia Eagles 2015. Joined Lions in 2019.

Todd Wash, defensive line; born July 19, 1968, Miles City, Mont. Linebacker North Dakota State. No pro playing experience. College coach: Fort Lewis College 1996-99, Nebraska-Kearney 2000-01, North Dakota State 2002-03, Missouri Southern State 2004, North Dakota State 2005-06. Pro coach: Tampa Bay Buccaneers 2007-10, Seattle Seahawks 2011-12, Jacksonville Jaguars 2013-20. Joined Lions in 2021.

DETROIT LIONS

2021 VETERAN ROSTER

No.	Name	Pos.	Ht.	Wt.	Birthdate	NFL Exp.	College	Hometown	How Acq.	'20 Games/ Starts
18	Allison, Geronimo	WR	6-3	200	01-18-94	5	Illinois	Tampa, Fla.	UFA-GB '20	0*
34	Anzalone, Alex	LB	6-3	241	09-22-94	5	Florida	Wyomissing, Pa.	UFA-NO '21	16/9*
69	Atkins, John	DT	6-3	320	12-21-92	3	Georgia	Thomson, Ga.	FA '18	0*
46	Bawden, Nick	FB	6-2	245	06-22-96	4	San Diego State	Los Gatos, Calif.	D-7 '18	0*
10	Blough, David	QB	6-1	205	07-31-95	3	Purdue	Carrollton, Texas	T-Cle '19	1/0
13	Bolden, Victor	WR	5-8	178	04-04-95	3	Oregon State	Rancho Cucamonga, Calif.	FA '19	0
12	Boyle, Tim	QB	6-4	232	10-03-94	4	Eastern Kentucky	Middletown, Conn.	FA '21	8/0*
91	† Brockers, Michael	DL	6-5	305	12-21-90	10	LSU	Houston, Texas	T-LAR '21	15/15*
62	Brown, Evan	C	6-3	307	09-16-96	3	Southern Methodist	Southlake, Texas	FA '20	7/0*
94	Bryant, Austin	DE	6-5	263	11-12-96	3	Clemson	Pavo, Ga.	D-4 '19	6/1
86	Bryant, Hunter	TE	6-2	245	08-20-98	2	Washington	Issaquah, Wash.	FA '20	5/0
4	Bullock, Randy	K	5-9	210	12-16-89	10	Texas A&M	Klein, Texas	UFA-CIN '21	12/0*
45	Cabinda, Jason	FB	6-1	235	03-17-96	4	Penn State	Flemington, N.J.	FA '19	16/2
87	Cephus, Quintez	WR	6-1	208	04-01-98	2	Wisconsin	Macon, Ga.	D-5a '20	13/2
58	Collins Sr., Jamie	LB	6-3	250	10-20-89	9	Southern Mississippi	McCall Creek, Miss.	UFA-NE '20	14/14
96	Cornell, Jashon	DT	6-3	290	12-30-96	2	Ohio State	St. Paul, Minn.	D-7 '20	0
65	Crosby, Tyrell	OL	6-4	315	09-05-95	4	Oregon	Henderson, Nev.	D-5 '18	12/11
68	Decker, Taylor	T	6-7	318	08-23-93	6	Ohio State	Vandalia, Ohio	D-1 '16	16/16
1	Dunbar, Quinton	CB	6-2	202	07-22-92	7	Florida	Miami, Fla.	UFA-SEA '21	6/6*
29	Elder, Corn	CB	5-10	185	10-09-94	5	Miami (Fla.)	Nashville, Tenn.	UFA-CAR '21	16/1*
42	Elliott, Jalen	S	6-0	206	07-07-98	1	Notre Dame	Richmond, Va.	FA '20	0
80	Fells, Darren	TE	6-7	270	04-22-86	8	California-Irvine	Fullerton, Calif.	FA '21	16/14*
38	Ford, Mike	CB	6-1	198	08-04-95	4	Southeast Missouri State	Alton, Ill.	FA '18	9/1
3	Fox, Jack	P	6-2	215	09-01-96	2	Rice	St. Louis, Mo.	FA '19	16/0
16	Goff, Jared	QB	6-4	222	10-14-94	6	California	Novato, Calif.	T-LAR '21	15/15*
50	Hamilton, Shaun Dion	LB	6-0	235	09-11-95	4	Alabama	Montgomery, Ala.	W-WAS '21	14/3*
93	Hand, Da'Shawn	DL	6-3	297	11-14-95	4	Alabama	Woodbridge, Va.	D-4 '18	10/1
53	Harris, Charles	DE	6-3	252	03-06-95	5	Missouri	Kansas City, Mo.	UFA-ATL '21	13/1*
25	Harris, Will	S	6-1	207	12-19-95	3	Boston College	Suwanee, Ga.	D-3 '19	16/5
88	Hockenson, T.J.	TE	6-5	250	07-03-97	3	Iowa	Chariton, Iowa	D-1 '19	16/16*
33	Holder, Alijah	S	6-2	188	01-26-96	3	Stanford	Oceanside, Calif.	FA '21	8/0*
40	Igbueke, Godwin	S	6-0	212	09-10-94	1	Northwestern	Columbus, Ohio	FA '21	0*
73	Jackson, Jonah	OL	6-4	312	02-05-97	2	Ohio State	Media, Pa.	D3b '20	16/16*
85	Kennedy, Tom	WR	5-10	195	07-29-96	1	Bryant	Farmingdale, N.Y.	FA '19	0*
84	Mack, Alize	TE	6-4	249	03-29-97	1	Notre Dame	Las Vegas, Nev.	FA '21	0*
31	Marlowe, Dean	S	6-1	208	07-25-92	6	James Madison	Queens, N.Y.	UFA-BUF '21	15/4*
52	McCray, Robert	DE	6-2	280	03-24-96	1	Indiana	Rockdale, Ga.	FA '21	0*
49	Moore, C.J.	S	5-11	195	12-15-95	3	Mississippi	Bassfield, Miss.	FA '19	12/0
48	Muhlbach, Don	LS	6-4	258	08-17-81	18	Texas A&M	Lufkin, Texas	FA '04	16/0
67	Nelson, Matt	T	6-7	313	12-19-95	2	Iowa	Cedar Rapids, Iowa	FA '19	16/1
30	Okudah, Jeff	CB	6-1	202	02-02-99	2	Ohio State	Grand Prairie, Texas	D-1 '20	9/6
99	Okwara, Julian	DE	6-4	250	12-27-97	2	Notre Dame	Charlotte, N.C.	D-3a '20	6/0
95	Okwara, Romeo	DE	6-4	263	06-17-95	6	Notre Dame	Charlotte, N.C.	W-NYG '18	16/9
24	Oruwareye, Amani	CB	6-2	205	02-09-96	3	Penn State	Tampa, Fla.	D-5 '19	16/15
91	Penisini, John	DL	6-2	325	05-31-97	2	Utah	West Jordan, Utah	D-6 '20	16/12
19	Perriman, Breshad	WR	6-1	215	09-10-93	7	Central Florida	Lithonia, Ga.	UFA-NYJ '21	12/12*
57	Pittman, Anthony	LB	6-3	240	11-24-96	1	Wayne State	Birmingham, Mich.	FA '19	0
47	Price, Bobby	S	6-3	215	04-25-98	2	Norfolk State	Virginia Beach, Va.	FA '20	2/0
77	Ragnow, Frank	OL	6-5	311	05-17-96	4	Arkansas	Victoria, Minn.	D-1 '18	14/14
17	Ratley, Damion	WR	6-2	200	04-16-95	4	Texas A&M	Yoakum, Texas	FA '21	5/0*
11	Raymond, Kalif	WR	5-8	182	08-08-94	5	Holy Cross	Lawrenceville, Ga.	FA '21	15/3*
44	Reeves-Maybin, Jalen	LB	6-1	233	01-31-95	5	Tennessee	Clarksville, Tenn.	D-4a '17	16/0
70	Skipper, Dan	T	6-9	325	09-20-94	3	Arkansas	Arvada, Colo.	W-Hou '19	5/0
61	Stenberg, Logan	OL	6-6	315	03-18-97	2	Kentucky	Madison, Ala.	D-4 '20	2/0
92	Strong, Kevin	DT	6-4	285	08-05-96	3	Texas-San Antonio	Cleveland, Texas	FA '19	6/1
32	Swift, D'Andre	RB	5-9	215	01-14-99	2	Georgia	Philadelphia, Pa.	D-2 '20	13/4
51	Tavai, Jahiani	LB	6-2	250	09-28-96	3	Hawaii	Inglewood, Calif.	D-2 '19	16/10
49	Theford, Hunter	TE	6-6	260	04-15-97	1	Utah	Comanche, Texas	FA '21	0*
72	Vaitai, Halapoulivaati	T	6-6	320	06-16-93	6	TCU	Haltom, Texas	UFA-Phi '20	10/10
21	Walker, Tracy	DB	6-1	210	02-01-95	4	Louisiana-Lafayette	Brunswick, Ga.	D-3 '18	15/7
30	Williams, Jamaal	RB	6-0	213	04-03-95	5	Brigham Young	Fontana, Calif.	UFA-GB '21	14/3*
97	Williams, Nick	DT	6-4	310	02-21-90	7	Samford	Birmingham, Ala.	UFA-Chi '20	14/13
6	Williams, Tyrell	WR	6-4	205	02-12-92	7	Western Oregon	Salem, Ore.	FA '21 (LV)	0*
5	Wright, Matthew	K	6-0	179	03-22-96	2	Central Florida	Lancaster, Pa.	FA '21	3/0*

DETROIT LIONS

* Allison opted out of '20 season; Anzalone played 16 games with New Orleans; Atkins opted out of '20 season; Bawden missed '20 season because of injury; Bolden last active with Buffalo in '18; Boyle played eight games with Green Bay; Brockers played 15 games with Los Angeles Rams; Brown played five games with Cleveland and two games with Detroit; Bullock played 12 games with Cincinnati; Cornell missed '20 season because of injury; Dunbar played six games with Seattle; Elder played 16 games with Carolina; Fells played 16 games with Houston; Goff played 15 games with Los Angeles Rams; Hamilton played 14 games with Washington; Harris played 13 games with Atlanta; Hill played 14 games with New Orleans; Holder played games with Denver; Igwebuike last active with San Francisco in '18; Marlowe played 15 games with Buffalo; Perriman played 12 games with New York Jets; Ratley played five games with New York Giants; Raymond played 15 games with Tennessee; Williams played 14 games with Green Bay; Williams missed '20 season because of injury; Wright played three games with Pittsburgh.

t - Lions traded for Brockers (LAR) and Goff (LAR).

Players lost through free agency (11): G Oday Aboushi (LAC, 16 games in '20); WR Jamal Agnew (JAX, 14); LB Jarrad Davis (NYJ, 14); WR Kenny Golladay (NYG, five); S Duron Harmon (ATL, 16); WR Marvin Jones (JAX, 16); S Miles Killebrew (PIT, 15); K Matt Prater (ARI, 16); LB Reggie Ragland (NYG, 16); CB Darryl Roberts (WAS, 11); WR Mohamed Sanu (SF, seven).

Also played with Lions in '20—WR Danny Amendola (14 games), CB Tramaine Brock (one), CB Justin Coleman (11), G Joe Dahl (nine), QB Chase Daniel (four), DE Everson Griffen (seven), WR Marvin Hall (11), DE Frank Herron (four), DT Albert Huggins (one), TE Jesse James (16), LB Christian Jones (16), RB Ty Johnson (two), CB Chris Jones (one), S Jayron Kearse (11), LB Elijah Lee (four), DE Kareem Martin (one), C Marcus Martin (two), CB Tony McRae (eight), CB Alex Myres (one), TE Isaac Nauta (seven), RB Adrian Peterson (16), DT Danny Shelton (12), QB Matthew Stafford (16), CB Desmond Trufant (six), CB Dee Virgin (two), G Kenny Wiggins (four), RB Jonathan Williams (five).

FIRST-YEAR ROSTER

Name	Pos.	Ht.	Wt.	Birthdate	College	Hometown	How Acq.
Adams Jr., Jonathan	WR	6-2	210	01-21-99	Arkansas State	Jonesboro, Ark.	FA
Amos, D'Angelo	S	6-1	185	12-04-97	Virginia	Richmond, Va.	FA
Barnes, Derrick	LB	6-0	238	05-29-99	Purdue	Covington, Ky.	D4b
Beckett, Tavante	LB	5-11	220	10-21-97	Marshall	Chesapeake, Va.	FA
Boyd, Rakeem	RB	5-11	213	02-18-98	Arkansas	Houston, Texas	FA
Daly, Scott (1)	LS	6-1	250	02-07-94	Notre Dame	Downers Grove, Ill.	FA
Elliott, Jalen (1)	S	6-0	206	07-07-98	Notre Dame	Richmond, Va.	FA - '20
Hausmann, Jake	TE	6-4	255	08-12-97	Ohio State	Cincinnati, Ohio	FA
Heim, Evan (1)	G	6-4	305	01-26-97	Minnesota State-Mankato	Depere, Wis.	FA
Igwebuike, Godwin (1)	S	6-0	212	09-10-94	Northwestern	Columbus, Ohio	FA
Jackson, Drake	OL	6-2	292	12-08-97	Kentucky	Versailles, Ky.	FA
Jacobs, Jerry	CB	5-11	203	09-26-97	Arkansas	Atlanta, Ga.	FA
Jefferson, Jermar	RB	5-10	206	04-15-00	Oregon State	Los Angeles, Calif.	D7
Kennedy, Tom (1)	WR	5-10	195	07-29-96	Bryant	Farmingdale, N.Y.	FA - '19
Kraemer, Tommy	OL	6-6	309	04-16-98	Notre Dame	Cincinnati, Ohio	FA
Mack, Alize (1)	TE	6-4	249	03-29-97	Notre Dame	Las Vegas, Nev.	FA
McCray, Robert (1)	DE	6-2	280	03-24-96	Indiana	Rockdale, Ga.	FA
McKinley, Javon	WR	6-2	215	04-10-98	Notre Dame	Corona, Calif.	FA
McNeill, Alim	DT	6-2	317	05-11-00	North Carolina State	Raleigh, N.C.	D3a
Melifonwu, Ifeatu	DB	6-3	205	05-02-99	Syracuse	South Grafton, Mass.	D3b
Mills, Dedrick	RB	5-11	220	12-27-96	Nebraska	Waycross, Ga.	FA
Onwuzurike, Levi	DT	6-3	290	03-03-98	Washington	Allen, Texas	D2
Parker, AJ	CB	5-11	178	02-15-98	Kansas State	Bartlesville, Okla.	FA
Paulo, Darrin (1)	T	6-3	315	03-06-97	Utah	Sacramento, Calif.	FA
Pittman, Anthony (1)	LB	6-3	240	11-24-96	Wayne State	Birmingham, Mich.	FA - '19
Sewell, Penei	T	6-5	331	10-09-00	Oregon	Malaeimi, American Samoa	D1
St. Brown, Amon-Ra	WR	6-0	197	10-24-99	Southern California	Anaheim Hills, Calif.	D4a
Surratt, Sage	WR	6-3	215	04-13-98	Wake Forest	Lincolnton, N.C.	FA
Taumoepau, Charlie	TE	6-3	245	03-25-98	Portland State	Federal Way, Wash.	FA
Thedford, Hunter	TE	6-6	260	04-15-97	Utah	Comanche, Texas	FA
Wright, Brock	TE	6-5	255	11-27-98	Notre Dame	Cypress, Texas	FA

The term **NFL Rookie** is defined as a player who is in his first season of professional football and has not been on the roster of another professional football team for any regular-season or postseason games. A **Rookie** is designated by an "R" on NFL rosters. Players who have been active in another professional football league or players who have NFL experience, including either preseason training camp or being on an Active List or Inactive List, or on Reserve/Injured or Reserve/Physically Unable to Perform for fewer than six regular-season games, are termed **NFL First-Year Players**. An **NFL First-Year Player** is designated by a "1" on NFL rosters. Thereafter, a player is credited with an additional year of experience for each season in which he accumulates six games on the Active List or Inactive List, or on Reserve/Injured or Reserve/Physically Unable to Perform.

Log on to www.detroitlions.com for an up-to-date roster.

GREEN BAY PACKERS



**National Football Conference
North Division**

Lambeau Field Atrium
1265 Lombardi Avenue
Green Bay, WI 54304
Telephone: (920) 569-7500

Team Colors: Dark Green, Gold and White

2021 SCHEDULE

PRESEASON

Aug. 14 **Houston**.....7:00 PM
Aug. 21 **N.Y. Jets**.....3:25 PM
Aug. 28 at **Buffalo**.....12:00 PM

REGULAR SEASON

Sept. 12 at New Orleans3:25 PM
Sept. 20 **Detroit** (Mon).....7:15 PM
Sept. 26 at San Francisco7:20 PM
Oct. 3 **Pittsburgh**.....3:25 PM
Oct. 10 at Cincinnati12:00 PM
Oct. 17 at Chicago12:00 PM
Oct. 24 **Washington**.....12:00 PM
Oct. 28 at Arizona (Thu)7:20 PM
Nov. 7 at Kansas City3:25 PM
Nov. 14 **Seattle**3:25 PM
Nov. 21 at Minnesota.....12:00 PM
Nov. 28 **L.A. Rams**.....3:25 PM
BYE
Dec. 12 **Chicago**7:20 PM
Dec. 19 at Baltimore12:00 PM
Dec. 25 **Cleveland**3:30 PM
Jan. 2 **Minnesota**7:20 PM
Jan. 9 at Detroit.....12:00 PM

*All times CT: Sunday night games in Weeks 5-17 subject to change

Stadium: Lambeau Field
1265 Lombardi Avenue
Green Bay, WI 54304

Opened: 1957
Capacity: 81,441
Playing Surface: SISGrass

Training Camp:
St. Norbert College
De Pere, WI 54115

CLUB OFFICIALS

President and Chief Executive Officer:
Mark Murphy
General Manager: Brian Gutekunst
Chief Operating Officer and General Counsel: Ed Policy
Executive Vice President/Director of Football Operations: Russ Ball
Vice President of Finance and Administration: Paul Baniel
Vice President of Sales and Business Development: Craig Benzel
Vice President of Marketing and Fan Engagement: Gabrielle Valdez Dow
Vice President of Human Resources: Nicole Ledvina
Vice President of Communications: Jason Wahlers
Director – Football Operations: Mitt Hendrickson
Co-Director of Player Personnel: Jon-Eric Sullivan
Co-Director of Player Personnel: John Wojciechowski
Director of College Scouting: Matt Malaspina
National Scout: Sam Seale
Director of Pro Personnel: Richmond Williams
Personnel/Football Administration Executive: Chad Brinker
Player Personnel Executive: Lee Gissendaner
Assistant Director of College Scouting: Patrick Moore
College Scouts: Luke Benuska, Demetri Goodson, Joe Hueber, Mike Owen, Brandian Ross, Brett Thiesen
College Scouting Coordinator: Danny Mock
Pro Personnel Manager: Autumn Thomas-Beenenga
Chief of Staff: Darryl Franklin
Director of Player Engagement: Grey Ruegamer
Director of Performance Nutrition: Adam Korzun
Director of Football Logistics/Team Travel: Matt Klein
Director of Football Technology: Mike Halbach
Director of Football Administration/Player Finance: Melanie Marohl
Director of Corporate Travel: Linda Nuthals
Director of Family Programs: Sherry Schudles
Strength and Conditioning Assistants: Mark Lovat, Thadeus Jackson, Grant Thorne
Video Director: Chris Kirby
Equipment Manager: Gordon (Red) Batty
Head Athletic Trainer: Bryan Engel
Director of Performance Psychology and Team Behavioral Health Clinician: Dr. Chris Carr
Director of Public Affairs: Aaron Popkey
Assistant Director of Communications: Sarah Quick
Assistant Director of Communications: Tom Fanning
Communications Coordinator: Nate LoCascio
Director of Brand & Marketing: Joan Malcheski
Director of Community Outreach & Player/Alumni Relations: Cathy Dworak
Director of Development and Hospitality: Charlie Millerwise
Director of Digital, Broadcast & Game Presentation: Kregg Shilbauer
Director of Information Technology: Kenny Ansel
Director of Retail Operations: Peggy Prebelski
Director of Sales & Business Development: Chad Watson
Director of Security/Risk Management: Doug Collins
Director of Stadium Services: Jennifer Ark
Director of Ticketing and Premium Seating: Jason McDonough

COACHING HISTORY

(805-601-38)
Records include postseason games
1921-49 Earl (Curly) Lambeau212-106-21
1950-53 Gene Ronzani*.....14-31-1
1953 Hugh Devore-
Ray (Scooter) McLean***.....0-2-0
1954-57 Lisle Blackburn.....17-31-0
1958 Ray (Scooter) McLean.....1-10-1
1959-67 Vince Lombardi.....98-30-4
1968-70 Phil Bengtson.....20-21-1
1971-74 Dan Devine.....25-28-4
1975-83 Bart Starr.....53-77-3
1984-87 Forrest Gregg.....25-37-1
1988-91 Lindy Infante.....24-40-0
1992-98 Mike Holmgren.....84-42-0
1999 Ray Rhodes.....8-8-0
2000-05 Mike Sherman.....59-43-0
2006-18 Mike McCarthy**.....135-85-2
2018 Joe Philbin.....2-2-0
2019-20 Matt LaFleur.....28-8-0
* Resigned after 10 games in 1953
** Co-coaches
*** Released after 12 games in 2018

PAID ATTENDANCE, 2020

Home 15,305 Away 35,445
Total 50,750
Single-game home record,
78,526 (11/15/15)
Single-season home record,
625,727 (2016)

2021 DRAFT CHOICES

Rd	Name	Pos	College
1	Eric Stokes	CB	Georgia
2	Josh Myers	C/G	Ohio St.
3	Amari Rodgers	WR	Clemson
4	Royce Newman	T/G	Mississippi
5	T.J. Slaton	DT	Florida
5	Shemar Jean-Charles	CB	Appalachian St.
6	Cole Van Lanen	T/G	Wisconsin
6	Isaiah McDuffie	LB	Boston College
7	Kylin Hill	RB	Mississippi St.

GREEN BAY PACKERS

2020 TEAM RECORD

REGULAR SEASON (13-3)

Date	Opponent	Result
Sept. 13	at Minnesota	W 43-34
Sept. 20	DETROIT	W 42-21
Sept. 27	at New Orleans	W 37-30
Oct. 5	ATLANTA	W 30-16
Oct. 18	at Tampa Bay	L 10-38
Oct. 25	at Houston	W 35-20
Nov. 1	MINNESOTA	L 22-28
Nov. 5	at San Francisco	W 34-17
Nov. 15	JACKSONVILLE	W 24-20
Nov. 22	at Indianapolis (OT)	L 31-34
Nov. 29	CHICAGO	W 41-25
Dec. 6	PHILADELPHIA	W 30-16
Dec. 13	at Detroit	W 31-24
Dec. 19	CAROLINA	W 24-16
Dec. 27	TENNESSEE	W 40-14
Jan. 3	at Chicago	W 35-16

POSTSEASON (1-1)

Jan. 16	L.A. RAMS	W 32-18
Jan. 24	TAMPA BAY	L 26-31

SCORE BY PERIODS

Team	80	219	103	107	0	—	509
Opponents	71	92	82	121	3	—	369

2020 TEAM STATISTICS

	Team	Opp.
Total First Downs	358	332
Rushing	114	119
Passing	216	184
Penalty	28	29
3rd Down: Made/Att	89/180	73/185
3rd Down Pct.	49.4	39.5
4th Down: Made/Att	13/21	14/24
4th Down Pct.	61.9	58.3
Possession Avg.	32:29	27:31
Total Net Yards	6224	5344
Avg. Per Game	389.0	334.0
Total Plays	990	974
Avg. Per Play	6.3	5.5
Net Yards Rushing	2118	1805
Avg. Per Game	132.4	112.8
Total Rushes	443	397
Net Yards Passing	4106	3539
Avg. Per Game	256.6	221.2
Sacked/Yards Lost	21/193	41/254
Gross Yards	4299	3793
Att./Completions	526/372	536/346
Completion Pct.	70.7	64.6
Had Intercepted	5	11
Punts/Average	47/44.5	56/44.8
Net Punting Avg.	47/37.0	56/42.0
Penalties/Yards	84/684	79/734
Fumbles/Ball Lost	11/6	15/7
Touchdowns	66	42
Rushing	16	16
Passing	48	23
Returns	2	3

2020 INDIVIDUAL STATISTICS

PASSING	Att	Cmp	Yds	Cmp%	Yds/Att	TD	TD%	Int	Int%	LG	Sk/Lost	Rtng
Rodgers	526	372	4299	70.7	8.17	48	9.1	5	1.0	78†	20/182	121.5
Boyle	0	0	0	---	---	0	---	0	---	---	1/11	---
Team	526	372	4299	70.7	8.17	48	9.1	5	1.0	78†	21/193	121.5
Opponents	536	346	3793	64.6	7.08	23	4.3	11	2.1	53	41/254	91.1

TD TD TD TD

SCORING	Tot	Ru	Rec	Rt	PAT	FG	Saf	Pts
D.Adams	18	0	18	0	0	0	108	
Crosby	0	0	0	0	59/63	16/16	0	107
Jones	11	9	2	0	0	0	66	
Tonyan	11	0	11	0	0	0	66	
Valdes-Scantling	6	0	6	0	0	0	36	
J.Williams	3	2	1	0	0	0	22	
Lazard	3	0	3	0	0	0	18	
Lewis	3	0	3	0	0	0	18	
Rodgers	3	3	0	0	0	0	18	
Dillon	2	2	0	0	0	0	12	
Dafney	1	0	1	0	0	0	6	
P.Smith	1	0	0	1	0	0	6	
St. Brown	1	0	1	0	0	0	6	
Sternberger	1	0	1	0	0	0	6	
Sullivan	1	0	0	1	0	0	6	
M.Taylor	1	0	1	0	0	0	6	
Alexander	0	0	0	0	0	1	2	
Team	66	16	48	2	59/63	16/16	1	509
Opponents	42	16	23	3	35/37	24/27	0	369

2-Pt Conv: J.Williams 2. Team 2-3. Opponents 5-5.

RUSHING

No.	Yds	Avg	LG	TD	
Jones	201	1104	5.5	7††	9
J.Williams	119	505	4.2	25	2
Dillon	46	242	5.3	30†	2
Rodgers	38	149	3.9	14	3
Ervin	13	67	5.2	21	0
Lazard	2	17	8.5	19	0
Valdes-Scantling	4	13	3.3	9	0
M.Taylor	1	9	9.0	9	0
D.Williams	2	8	4.0	5	0
St. Brown	1	7	7.0	7	0
Lovett	3	6	2.0	4	0
Boyle	13	-9	-0.7	0	0
Team	443	2118	4.8	7††	16
Opponents	397	1805	4.5	57	16

RECEIVING

No.	Yds	Avg	LG	TD	
D.Adams	115	1374	11.9	56†	18
Tonyan	52	586	11.3	45	11
Jones	47	355	7.6	30	2
Valdes-Scantling	33	690	20.9	78†	6
Lazard	33	451	13.7	72	3
J.Williams	31	236	7.6	29	1
Sternberger	12	114	9.5	27	1
Ervin	11	84	7.6	24	0
Lewis	10	107	10.7	36	3
St. Brown	7	117	16.7	24	1
M.Taylor	5	66	13.2	26	1
Shepherd	5	46	9.2	19	0
Austin	5	20	4.0	7	0
Dafney	2	26	13.0	13†	1
Dillon	2	21	10.5	16	0
Deguara	1	12	12.0	12	0
Rodgers	1	-6	-6.0	-6	0
Team	372	4299	11.6	78†	48
Opponents	346	3793	11.0	53	23

INTERCEPTIONS

No.	Yds	Avg	LG	TD	
Savage	4	13	3.3	9	0
Amos	2	47	23.5	24	0
Kirksey	2	18	9.0	10	0
Greene	1	17	17.0	17	0
Sullivan	1	7	7.0	7†	1
Alexander	1	-4	-4.0	-4	0
Team	11	98	8.9	24	1
Opponents	5	73	14.6	37	1

PUNTING

No.	Yds	Avg	Net Bk	Ln	LG	B		
J.Scott	46	2092	45.5	37.0	3	15	62	1
Team	47	2092	44.5	37.0	3	15	62	1
Opponents	56	2506	44.8	42.0	5	21	67	0

PUNT

RETURNS	Ret	FC	Yds	Avg	LG	TD
Ervin	5	7	20	4.0	11	0
Austin	3	3	14	4.7	7	0
Jackson	2	0	13	6.5	7	0
Shepherd	1	8	6	6.0	6	0
Sullivan	0	1	0	---	---	0
Team	11	19	53	4.8	11	0
Opponents	17	10	291	17.1	9††	2

KICKOFF

RETURNS	No.	Yds	Avg	LG	TD
Shepherd	11	227	20.6	30	0
Ervin	10	196	19.6	34	0
M.Taylor	9	167	18.6	24	0
Lovett	1	5	5.0	5	0
Sternberger	1	8	8.0	8	0
J.Williams	1	20	20.0	20	0
Team	33	623	18.9	34	0
Opponents	45	1088	24.2	71	0

FIELD

GOALS	1-19	20-29	30-39	40-49	50+
Crosby	1/1	1/1	5/5	5/5	4/4
Team	1/1	1/1	5/5	5/5	4/4
Opponents	0/0	7/7	12/12	2/3	3/5

SACKS

No.	
Z.Smith	12.5
Gary	5.0
Keke	4.0
P.Smith	4.0
Lowry	3.0
Amos	2.0
Clark	2.0
Kirksey	2.0
Greene	1.5
Alexander	1.0
Barnes	1.0
Martin	1.0
Savage	1.0
V.Scott	1.0
Team	41.0
Opponents	21.0

GREEN BAY PACKERS

RECORD HOLDERS

INDIVIDUAL RECORDS—CAREER

Category	Name	Performance
Rushing (Yds.)	Ahman Green, 2000-06, 2009	8,322
Passing (Yds.)	Brett Favre, 1992-2007	61,655
Passing (TDs)	Brett Favre, 1992-2007	.442
Receiving (No.)	Donald Driver, 1999-2012	.743
Receiving (Yds.)	Donald Driver, 1999-2012	10,137
Interceptions	Bobby Dillon, 1952-59	.52
Punting (Avg.)	Tim Masthay, 2010-15	.44.2
Punt Return (Avg.)	Desmond Howard, 1996, 1999	.13.8
Kickoff Return (Avg.)	Travis Williams, 1967-70	.26.7
Field Goals	Mason Crosby, 2007-20	.345
Touchdowns (Tot.)	Don Hutson, 1935-45	.105
Points	Mason Crosby, 2007-20	1,682
*Sacks	Clay Matthews, 2009-18	.83.5

INDIVIDUAL RECORDS—SINGLE SEASON

Category	Name	Performance
Rushing (Yds.)	Ahman Green, 2003	1,883
Passing (Yds.)	Aaron Rodgers, 2011	4,643
Passing (TDs)	Aaron Rodgers, 2020	.48
Receiving (No.)	Davante Adams, 2020	.115
Receiving (Yds.)	Jordy Nelson, 2014	1,519
Interceptions	Irv Comp, 1943	.10
Punting (Avg.)	Tim Masthay, 2011	.45.6
Punt Return (Avg.)	Billy Grimes, 1950	.19.1
Kickoff Return (Avg.)	Travis Williams, 1967	**41.1
Field Goals	Chester Marcol, 1972	.33
	Ryan Longwell, 2000	.33
	Mason Crosby, 2013	.33
Touchdowns (Tot.)	Ahman Green, 2003	.20
Points	Paul Hornung, 1960	.176
*Sacks	Tim Harris, 1989	.19.5

INDIVIDUAL RECORDS—SINGLE GAME

Category	Name	Performance
Rushing (Yds.)	Ahman Green, 12-28-03	.218
Passing (Yds.)	Matt Flynn, 1-1-12	.480
	Aaron Rodgers, 9-15-13	.480
Passing (TDs)	Matt Flynn, 1-1-12	.6
	Aaron Rodgers, 10-14-12, 11-9-14	.6
Receiving (No.)	Don Hutson, 11-22-42	.14
	Davante Adams, 9-13-20	.14
Receiving (Yds.)	Billy Howton, 10-21-56	.257
Interceptions	Bobby Dillon, 11-26-53	**4
	Willie Buchanon, 9-24-78	**4
Field Goals	Chris Jacke, 11-11-90, 10-14-96	.5
	Ryan Longwell, 9-24-00	.5
	Mason Crosby, 10-6-13, 11-22-15, 9-16-18	.5
Touchdowns (Tot.)	Paul Hornung, 12-12-65	.5
Points	Paul Hornung, 10-8-61	.33
*Sacks	Vonnie Holliday, 12-22-02	.5.0

**Sacks became an official statistic in 1982. **NFL Record*

2021 COACHING STAFF

Matt LaFleur, Head Coach

Pro Career: Named the 15th head coach in team history on Jan. 8, 2019. Is entering his third season as Green Bay's head coach and his 13th season in the NFL. Has led the Packers to 26 regular-season wins, the second most in NFL history by a coach in his first two seasons behind only George Seifert (28 in 1989-90). Guided Green Bay to two straight NFC North crowns and back-to-back NFC title games (2019-20), just the sixth head coach since the 1970 merger to lead his team to the conference championship game in both of his first two seasons as a head coach. In 2020, helped the Packers rank No. 1

in the NFL in scoring (509), touchdowns (66) and giveaways (franchise-record 11). Led Green Bay to a 13-3 record in '19, the biggest one-year win improvement in team history (plus-seven). Served as an offensive coordinator for two seasons (Los Angeles Rams, 2017; Tennessee Titans, 2018) and coached quarterbacks for two seasons with Atlanta (2015-16) and four seasons with Washington (2010-13). Got his start in the NFL coaching ranks as an offensive assistant with the Houston Texans (2008-09). Has been a part of three staffs that have helped their teams lead the NFL in scoring (2016 Falcons, 2017 Rams, 2020 Packers). Tutored Falcons QB Matt

Ryan, who posted a league-high 117.1 passer rating in 2016 on his way to being named NFL Most Valuable Player and Offensive Player of the Year by The Associated Press. In 2012 with Washington, coached QB Robert Griffin III, who became the first QB in team history to win AP Offensive Rookie of the Year. Career record: 28-8.

Background: Played QB at Saginaw Valley State (2000-02), where he guided the Cardinals to three straight NCAA Division II playoff appearances and earned second-team All-Great Lakes Intercollegiate Athletic Conference honors in all three seasons. Ranks No. 3 in school history in passing yards

GREEN BAY PACKERS

(7,699), completions (560) and passing TDs (67). Played in the National Indoor Football League for the Omaha Beef in 2003 and the Billings Outlaws in 2004. Began his coaching career as an offensive assistant at Saginaw Valley State in 2003 before working as a graduate assistant at Central Michigan in 2004-05. Also coached quarterbacks/wide receivers at Northern Michigan in 2006, served as the offensive coordinator at Ashland (Ohio) University in 2007 and coached quarterbacks at Notre Dame in 2014.

Personal: Born Nov. 3, 1979, in Mount Pleasant, Mich. He and his wife, BreAnne, have two sons, Luke and Ty. His younger brother, Mike, is the offensive coordinator for the New York Jets. Their father, Dennis, coached 22 seasons (1976-97) on the staff at Central Michigan.

ASSISTANT COACHES

Joe Barry, defensive coordinator; born July 5, 1970, Murphysboro, Ill. Linebacker Michigan 1989-90 and Southern California 1991-93. No pro playing experience. College coach: Southern California 1995, 2010-11, Northern Arizona 1996-98, Nevada-Las Vegas 1999. Pro coach: San Francisco 49ers 2000, Tampa Bay Buccaneers 2001-06, 2009, Detroit Lions 2007-08, San Diego Chargers 2012-14, Washington Redskins 2015-16, Los Angeles Rams 2017-20. Joined Packers in 2021.

Luke Butkus, assistant offensive line; born June 26, 1979, Steger, Ill. Center Illinois 1998-2001. Pro center Rhein Fire (NFL) 2003, Cologne Centurions (NFL) 2004. College coach: Oregon 2005-06, Illinois 2012 and 2016-18. Pro coach: Chicago Bears 2007-09, Seattle Seahawks 2010-11, Jacksonville Jaguars 2013-15. Joined Packers in 2019.

Wendel Davis, defensive quality control; born Aug. 16, 1988, Galveston, Texas. Linebacker Arkansas 2006-09. No pro playing experience. College coach: West Texas A&M 2010-12, Texas A&M-Commerce 2013-14, Texas 2015, Georgia 2016-18, Incarnate Word 2019. Pro coach: Joined Packers in 2019.

Ryan Downard, assistant defensive backs; born June 22, 1988, Lima, Ohio. Defensive back Eastern Michigan 2007-10. No pro playing experience. College coach: Toledo 2013, Texas Tech 2013, Bowling Green State 2016-17. Pro coach: Cleveland Browns 2014-15. Joined Packers in 2018.

Maurice Drayton, special teams coordinator; born Oct. 5, 1976, Moncks Corner, S.C. Defensive back The Citadel 1994-98. No pro playing experience. College coach: The Citadel 1999-2005 and 2014-15, South Carolina State 2008-09, Coastal Carolina 2010-11, Southern Mississippi 2012. Pro coach: Charleston Swamp Foxes (Arena 2 Football League) 2000-02, Seinajoki Crocodiles (European Football League) 2006, Montreal Alouettes (CFL) 2013, Indianapolis Colts 2016-17. Joined Packers in 2018.

John Dunn, senior analyst; born Aug. 7, 1983, Hendersonville, N.C. Quarterback/tight end North Carolina 2001-03. No pro playing experience. College coach: North Carolina 2004-07, LSU 2008-10, Maryland 2011-15, Connecticut 2018. Pro coach:

Chicago Bears 2016-17, New York Jets 2019-20. Joined Packers in 2021.

Luke Getsy, quarterbacks/passing game coordinator; born Feb. 16, 1984, Munhall, Pa. Quarterback Pittsburgh 2002-03 and Akron 2005-06. No pro playing experience. College coach: Akron 2007-08, West Virginia Wesleyan 2009, Pittsburgh 2010, Indiana (Pa.) 2011-12, Western Michigan 2013, Mississippi State 2018. Pro coach: Green Bay Packers 2014-17. Rejoined Packers in 2019.

Chris Gizzi, strength and conditioning coordinator; born March 8, 1975, Cleveland, Ohio. Linebacker Air Force 1994-97. Pro linebacker Denver Broncos 1998-99, Green Bay Packers 2000-01. College coach: North Carolina 2013. Pro coach: Joined Packers in 2014.

Jerry Gray, defensive backs/passing game coordinator; born Dec. 16, 1962, Lubbock, Texas. Safety Texas 1981-84. Pro defensive back Los Angeles Rams 1985-91, Houston Oilers 1992, Tampa Bay Buccaneers 1993. College coach: Southern Methodist 1995-96. Pro coach: Tennessee Oilers/Titans 1997-2000, Buffalo Bills 2001-05, Washington Redskins 2006-09, Seattle Seahawks 2010, Tennessee Titans 2011-13, Minnesota Vikings 2014-19. Joined Packers in 2020.

Nathaniel Hackett, offensive coordinator; born Dec. 19, 1979, Fullerton, Calif. Linebacker/long snapper UC Davis 1999-2002. No pro playing experience. College coach: UC Davis 2003, Stanford 2003-05, Syracuse 2010-12. Pro coach: Tampa Bay Buccaneers 2006-07, Buffalo Bills 2008-09 and 2013-14, Jacksonville Jaguars 2015-18. Joined Packers in 2019.

Justin Hood, defensive quality control; born June 27, 1986, Youngstown, Ohio. Safety Ashland 2004-07. No pro playing experience. College coach: Oregon 2011-12, Illinois 2013-14, Capital 2014-15, Davidson 2016-18, Kent State 2019-20. Pro coach: Joined Packers in 2021.

Connor Lewis, special teams assistant/game management specialist; born Aug. 20, 1992, Littleton, Colo. No college or pro playing experience. Pro coach: Joined Packers in 2016.

Ryan Mahaffey, offensive quality control; born Nov. 28, 1987, Des Moines, Iowa. Fullback/tight end Northern Iowa 2007-10. Pro fullback Baltimore Ravens 2011, Indianapolis Colts 2011, Miami Dolphins 2012. College coach: Northern Iowa 2013, 2016 and 2019-20, Notre Dame 2014-15, Western Kentucky 2017-18. Pro coach: Joined Packers in 2021.

Ruvell Martin, coaching assistant (minority fellowship); born Aug. 10, 1982, Muskegon, Mich. Wide receiver Saginaw Valley State 2000-03. Pro wide receiver Amsterdam Admirals (NFL) 2005, Green Bay Packers 2006-08, St. Louis Rams 2009, Seattle Seahawks 2010, Buffalo Bills 2011-12. Pro coach: Joined Packers in 2020.

Jerry Montgomery, defensive line; born Sept. 19, 1979, Los Angeles, Calif. Defensive tackle Iowa 1998-2001. No pro playing experience. College coach: North Iowa Area C.C. 2006, Northern Iowa 2007-08, Wyoming 2009-10, Michigan 2011-12, Oklahoma 2013-14. Pro coach: Joined Packers in 2015.

Kirk Olivadotti, inside linebackers; born Jan. 1, 1974, Wilmington, Del. Wide receiver Purdue 1993-96. No pro playing experience. College coach: Marine Maritime Academy 1997, Indiana State 1998-99, Georgia 2011-13. Pro coach: Washington Redskins 2000-2010 and 2014-18. Joined Packers in 2019.

Justin Outten, tight ends; born Oct. 26, 1983, Doylestown, Pa. Center Syracuse 2003-06. No pro playing experience. Pro coach: Atlanta Falcons 2016-18. Joined Packers in 2019.

Ben Sirmans, running backs; born Oct. 17, 1970, East Orange, N.J. Running back Maine 1990-93. No pro playing experience. College coach: Maine 1996-99, Kent State 2000-04, Michigan State 2005-06, Boston College 2007-11. Pro coach: St. Louis Rams 2012-15. Joined Packers in 2016.

Mike Smith, outside linebackers; born Sept. 2, 1981, Lubbock, Texas. Linebacker Texas Tech 2000-03. Pro linebacker Baltimore Ravens 2005-07. College coach: Hawaii 2009, Texas Tech 2013-15. Pro coach: New York Jets 2010-12, Kansas City Chiefs 2016-18. Joined Packers in 2019.

Adam Stenavich, offensive line/run game coordinator; born March 11, 1983, Marshfield, Wis. Tackle Michigan 2002-05. Pro tackle Green Bay Packers 2006, Amsterdam Admirals (NFL) 2007, Houston Texans 2008-09. College coach: Michigan 2011-13, Northern Arizona 2014, San Jose State 2015-16. Pro coach: San Francisco 49ers 2017-18. Joined Packers in 2019.

Rayna Stewart, assistant special teams; born June 18, 1973, Oklahoma City, Okla. Cornerback Northern Arizona 1992-95. Pro defensive back Houston Oilers 1996-97, Miami Dolphins 1998, Jacksonville Jaguars 1999-2000. College coach: Northwestern 2007-08, Vanderbilt 2018. Pro coach: Tennessee Titans 2009-11. Joined Packers in 2019.

Jason Vrable, wide receivers; born Jan. 23, 1985, South Park, Pa. Quarterback Marietta 2003-06. No pro playing experience. College coach: South Florida 2007, Marietta 2007, Robert Morris 2008, Syracuse 2009-10, Charleston 2011-12. Pro coach: Buffalo Bills 2013-16, New York Jets 2017-18. Joined Packers in 2019.

Tim Zetts, offensive quality control; born Oct. 18, 1985, Youngstown, Ohio. Quarterback Akron 2005-06 and 2009, Saginaw Valley State 2007. No pro playing experience. College coach: California (Pa.) 2010, Indiana (Pa.) 2011, Fordham 2012-14, John Carroll 2015-16, Davidson 2017, Mississippi State 2018, Austin Peay 2019-20. Pro coach: Joined Packers in 2021.

GREEN BAY PACKERS

2021 VETERAN ROSTER

No.	Name	Pos.	Ht.	Wt.	Birthdate	NFL		College	Hometown	How Acq.	'20 Games/ Starts	
						Exp.	Games				Starts	Starts
17	Adams, Davante	WR	6-1	215	12/24/92	8		Fresno State	Palo Alto, Calif.	D2-'14		14/14
23	Alexander, Jaire	CB	5-10	196	2/9/97	4		Louisville	Charlotte, N.C.	D1-'18		15/15
31	Amos, Adrian	S	6-0	214	4/29/93	7		Penn State	Baltimore, Md.	UFA(Chi.)-'19		16/16
69	Bakhtiari, David	T	6-4	310	9/30/91	9		Colorado	San Mateo, Calif.	D4a-'13		12/12
51	Barnes, Krys	LB	6-2	229	4/2/98	2		UCLA	Bakersfield, Calif.	FA-'20		13/10
7	Benkert, Kurt	QB	6-3	218	7/17/95	2		Virginia	Cape Coral, Fla.	FA-'21		0*
41	Black, Henry	S	6-0	204	1/3/97	2		Baylor	Shreveport, La.	FA-'20		8/0
9	Bortles, Blake	QB	6-5	236	4/28/92	7		Central Florida	Oviedo, Fla.	FA-'21		0*
64	Braden, Ben	G	6-6	329	3/9/94	2		Michigan	Rockford, Mich.	FA-'20		4/0
43	Bradley, Hunter	LS	6-3	241	5/21/94	4		Mississippi State	Collierville, Tenn.	D7b-'18		16/0
42	Burks, Oren	LB	6-3	233	3/21/95	4		Vanderbilt	Lorton, Va.	D3-'18		16/0
97	Clark, Kenny	DL	6-3	314	10/4/95	6		UCLA	Rialto, Calif.	D1-'16		13/13
2	Crosby, Mason	K	6-1	207	9/3/84	15		Colorado	Georgetown, Texas	D6c-'07		16/0
81	Degura, Josiah	TE	6-2	238	2/14/97	2		Cincinnati	Folsom, Calif.	D3-'20		2/1
28	Dillon, AJ	RB	6-0	247	5/2/98	2		Boston College	Groton, Mass.	D2-'20		11/0
48	Ento, Kabion	CB	6-1	187	1/3/96	2		Colorado	Pine Bluff, Ark.	FA-'19		0*
11	Funchess, Devin	WR	6-4	225	5/21/94	6		Michigan	Farmington Hills, Mich.	UFA(Ind.)-'20		0*
53	Garvin, Jonathan	LB	6-4	257	7/28/99	2		Miami (Fla.)	Lake Worth, Fla.	D7b-'20		8/0
52	Gary, Rashaan	LB	6-5	277	12/3/97	3		Michigan	Paramus, N.J.	D1a-'19		15/4
29	Hollman, Ka'dar	CB	6-0	196	9/18/94	3		Toledo	Burlington, N.J.	D6a-'19		14/1
37	Jackson, Josh	CB	6-0	196	4/3/96	4		Iowa	Corinth, Texas	D2-'18		12/5
74	Jenkins, Elgton	G	6-5	311	12/26/95	3		Mississippi State	Clarksdale, Miss.	D2-'19		16/16
33	Jones, Aaron	RB	5-9	208	12/2/94	5		Texas-El Paso	El Paso, Texas	D5b-'17		14/14
45	Kaufusi, Bronson	TE	6-6	270	7/6/91	3		Brigham Young	Provo, Utah	FA-'21		0*
96	Keke, Kingsley	DL	6-3	288	9/26/96	3		Texas A&M	Richmond, Texas	D5-'19		15/9
20	King, Kevin	CB	6-3	200	5/5/95	5		Washington	Oakland, Calif.	D2a-'17		11/11
95	Lancaster, Tyler	DL	6-3	313	11/4/94	4		Northwestern	Plainfield, Ill.	FA-'18		15/3
13	Lazard, Allen	WR	6-5	227	12/11/95	3		Iowa State	Urbandale, Iowa	FA-'18 (PS-Jax)		10/9
89	Lewis, Marcedes	TE	6-6	267	5/19/84	16		UCLA	Long Beach, Calif.	FA-'18		15/15
14	Love, Jordan	QB	6-4	219	11/2/98	2		Utah State	Bakersfield, Calif.	D1-'20		0*
94	Lowry, Dean	DL	6-6	296	6/9/94	6		Northwestern	Rockford, Ill.	D4b-'16		16/16
54	Martin, Kamal	LB	6-3	240	6/17/98	2		Minnesota	Burnsville, Minn.	D5-'20		10/6
82	Nauta, Isaac	TE	6-3	246	5/21/97	3		Georgia	Bradenton, Fla.	FA-'20		0*
73	Nijman, Yosh	T	6-7	314	1/2/96	2		Virginia Tech	Maplewood, N.J.	FA-'19		16/0
62	Patrick, Lucas	LB	6-3	313	7/30/93	5		Duke	Brentwood, Tenn.	FA-'16		15/15
56	Ramsey, Randy	LB	6-3	238	9/7/95	2		Arkansas	Fort Lauderdale, Fla.	FA-'19		12/0
25	Redmond, Will	S	5-11	186	12/28/93	6		Mississippi State	Memphis, Tenn.	FA-'18		13/1
12	Rodgers, Aaron	QB	6-2	225	12/2/83	17		California	Chico, Calif.	D1-'05		16/16
76	Runyan, Jon	G	6-4	307	8/8/97	2		Michigan	Philadelphia, Pa.	D6a-'20		16/0
79	Rush, Anthony	DL	6-4	361	9/1/96	3		Alabama-Birmingham	Cary, N.C.	W(Chi.)-'20		1/0
26	Savage, Darnell	S	5-11	198	7/30/97	3		Maryland	Bear, Del.	D1b-'19		15/15
6	Scott, JK	P	6-6	208	10/30/95	4		Alabama	Denver, Colo.	D5b-'18		16/0
36	Scott, Vernon	S	6-2	202	9/11/97	2		TCU	Arlington, Texas	D7a-'20		15/0
91	Smith, Preston	LB	6-5	265	11/17/92	7		Mississippi State	Stone Mountain, Ga.	UFA(Was.)-'19		16/13
55	Smith, Za'Darius	LB	6-4	272	9/8/92	7		Kentucky	Greenville, Ala.	UFA(Bal.)-'19		16/16
19	St. Brown, Equanimeous	WR	6-5	214	9/30/96	4		Notre Dame	Anaheim, Calif.	D6-'18		12/1
87	Sternberger, Jace	TE	6-4	251	6/26/96	3		Texas A&M	Kingfisher, Okla.	D3-'19		12/0
39	Sullivan, Chandon	CB	5-11	189	8/7/96	4		Georgia State	Winder, Ga.	FA-'19		16/10
44	Summers, Ty	LB	6-1	241	12/31/95	3		TCU	San Antonio, Texas	D7-'19		16/1
86	Taylor, Malik	WR	6-1	220	12/21/95	2		Ferris State	Montrose, Mich.	FA-'19		15/1
85	Tonyan, Robert	TE	6-5	237	4/30/94	4		Indiana State	McHenry, Ill.	FA-'17		16/8
77	Turner, Billy	G/T	6-5	310	10/17/91	8		North Dakota State	Arden Hills, Minn.	UFA(Den.)-'19		14/14
83	Valdes-Scantling, Marquez	WR	6-4	206	10/10/94	4		South Florida	St. Petersburg, Fla.	D5c-'18		16/12
22	Williams, Dexter	RB	5-11	212	1/6/97	2		Notre Dame	Winter Garden, Fla.	D6b-'19		3/0
88	Winfree, Juwann	WR	6-1	210	9/4/96	2		Colorado	Englewood, N.J.	FA-'20		2/0

GREEN BAY PACKERS

* Benkert active but did not play with Atlanta; Bortles active but did not play with Denver and Los Angeles Rams; Ento missed '20 season because of injury; Funchess opted out of '20 season; Kaufusi last active with New York Jets in '19; Love inactive for all 16 games; Nauta played seven games with Detroit.

Players lost through free agency (four): DL Montravius Adams (NE, eight games in '20); C Corey Linsley (LAC, 13); G Lane Taylor (HOU, one); RB Jamaal Williams (DET, 14).

Also played with Packers in '20—WR Tavon Austin (four games), QB Tim Boyle (eight), LB James Burgess (four), WR Tyler Ervin (eight), S Raven Greene (10), DL Damon Harrison (one), LB Christian Kirksey (11), TE John Lovett (eight), CB Parry Nickerson (one), DL Brian Price (two), WR Darius Shepherd (eight), T Rick Wagner (16), DL Billy Winn (six).

FIRST-YEAR ROSTER

Name	Pos.	Ht.	Wt.	Birthdate	College	Hometown	How Acq.
Begelton, Reggie (1)	WR	6-0	200	8/31/93	Lamar	Beaumont, Texas	FA-'20
Blair, Chris	WR	6-2	198	10/6/97	Alcorn State	Louisville, Miss.	FA
Capra, Jacob	OL	6-5	300	11/2/98	San Diego State	Auburn, Calif.	FA
Cronk, Coy	OL	6-4	318	1/18/98	Iowa	Lafayette, Ind.	FA
Dafney, Dominique (1)	TE	6-2	243	6/3/97	Indiana State	West Des Moines, Iowa	FA-'20
Dietzen, Jon	OL	6-5	312	12/30/96	Wisconsin	Seymour, Wis.	FA
Fortunato, Joe (1)	LS	6-4	240	4/7/94	Delaware	Linwood, N.J.	FA
Gaines, Innis	S	6-1	202	8/29/98	TCU	Beaumont, Texas	FA
Gaither, Bailey	WR	6-0	188	1/11/97	San Jose State	Paso Robles, Calif.	FA
Galeai, Tipa (1)	LB	6-5	229	2/26/97	Utah State	Eules, Texas	FA-'20
Hanson, Jake (1)	C	6-4	296	4/29/97	Oregon	Eureka, Calif.	D6b-'20
Harris, De'Jon (1)	LB	6-0	231	11/1/97	Arkansas	Marreo, La.	FA-'20
Heflin, Jack	DL	6-3	304	3/8/98	Iowa	Prophetstown, Ill.	FA
Hill, Kylin	RB	5-10	214	8/18/98	Mississippi State	Columbus, Miss.	D7
Jean-Charles, Shemar	CB	5-10	184	6/20/98	Appalachian State	Miramar, Fla.	D5b
Johnson, Zack (1)	G	6-6	301	1/19/97	North Dakota State	Spring Lake Park, Minn.	FA-'20
Kemp, Carlo	LB	6-3	281	1/1/98	Michigan	Boulder, Colo.	FA
McDuffie, Isaiah	LB	6-1	227	7/21/99	Boston College	Buffalo, N.Y.	D6b
Molson, JJ (1)	K	5-11	180	4/3/97	UCLA	Westmount, Quebec, Canada	FA-'20
Myers, Josh	C/G	6-5	310	7/16/98	Ohio State	Miamisburg, Ohio	D2
Newman, Royce	T/G	6-5	310	8/17/97	Mississippi	Nashville, Ill.	D4
Previlon, Willington (1)	DL	6-5	287	5/19/97	Rutgers	Orange, N.J.	FA-'20
Rodgers, Amari	WR	5-9	212	9/23/99	Clemson	Knoxville, Tenn.	D3
Samuels, Stanford (1)	CB	6-1	187	2/23/99	Florida State	Pembroke Pines, Fla.	FA-'20
Scott, Delontae (1)	DL	6-5	246	1/21/97	Southern Methodist	Irving, Texas	FA-'20
Slaton, T.J.	DL	6-4	330	10/3/97	Florida	Plantation, Fla.	D5a
Stepaniak, Simon (1)	G	6-4	316	5/15/97	Indiana	Hamilton, Ohio	D6c-'20
Stokes, Eric	CB	6-0	194	3/1/99	Georgia	Covington, Ga.	D1
Taylor, Patrick (1)	RB	6-2	217	4/29/98	Memphis	Humble, Texas	FA-'20
Thompkins, DeAndre (1)	WR	5-11	188	10/1/95	Penn State	Swansboro, N.C.	FA
Uphoff, Christian	S	6-3	209	1/22/98	Illinois State	Washington, Ill.	FA
Van Lanen, Cole	T/G	6-4	305	4/23/98	Wisconsin	Green Bay, Wis.	D6a
Weber, Mike (1)	RB	5-10	211	8/25/97	Ohio State	Detroit, Mich.	FA-'20
Wilborn, Ray (1)	LB	6-3	230	4/1/97	Ball State	Lansing, Mich.	FA
Winslow, Ryan (1)	P	6-5	219	4/30/94	Pittsburgh	Wyndmoor, Pa.	FA-'20

The term **NFL Rookie** is defined as a player who is in his first season of professional football and has not been on the roster of another professional football team for any regular-season or postseason games. A **Rookie** is designated by an "R" on NFL rosters. Players who have been active in another professional football league or players who have NFL experience, including either preseason training camp or being on an Active List or Inactive List, or on Reserve/Injured or Reserve/Physically Unable to Perform for fewer than six regular-season games, are termed **NFL First-Year Players**. An **NFL First-Year Player** is designated by a "1" on NFL rosters. Thereafter, a player is credited with an additional year of experience for each season in which he accumulates six games on the Active List or Inactive List, or on Reserve/Injured or Reserve/Physically Unable to Perform.

Log on to www.packers.com for an up-to-date roster.

LOS ANGELES RAMS



**National Football Conference
West Division**

29899 Agoura Road
Agoura Hills, CA 91301

Team Colors: Rams Royal and Sol

2021 SCHEDULE

PRESEASON

Aug. 14 **L.A. Chargers**.....7:00 PM
 Aug. 21 **Las Vegas**.....7:00 PM
 Aug. 28 at Denver.....6:05 PM

REGULAR SEASON

Sept. 12 **Chicago**.....5:20 PM
 Sept. 19 at Indianapolis.....10:00 AM
 Sept. 26 **Tampa Bay**.....1:25 PM
 Oct. 3 **Arizona**.....1:05 PM
 Oct. 7 at Seattle (Thu).....5:20 PM
 Oct. 17 at N.Y. Giants.....10:00 AM
 Oct. 24 **Detroit**.....1:05 PM
 Oct. 31 at Houston.....10:00 AM
 Nov. 7 **Tennessee**.....5:20 PM
 Nov. 15 at San Francisco (Mon)...5:15 PM
 BYE
 Nov. 28 at Green Bay.....1:25 PM
 Dec. 5 **Jacksonville**.....1:25 PM
 Dec. 13 at Arizona (Mon).....5:15 PM
 Dec. 19 **Seattle**.....1:25 PM
 Dec. 26 at Minnesota.....10:00 AM
 Jan. 2 at Baltimore.....1:25 PM
 Jan. 9 **San Francisco**.....1:25 PM

* All times PT; Sunday night games in Weeks 5-17 subject to change

Stadium: SoFi Stadium
 1000 S. Prairie Ave.
 Inglewood, CA 90301

Opened: 2020

Capacity: 71,500

Playing Surface: Artificial Turf
 (Hellas 44oz. Matrix System)

Training Camp:
 UC Irvine
 Irvine, CA 92697

CLUB OFFICIALS

Owner/Chairman: E. Stanley Kroenke
 Chief Operating Officer: Kevin Demoff
 General Manager: Les Snead
 Vice President, Football & Business
 Administration: Tony Pastoors

Administration: Todd Davis, Eric Dickerson, Stephanie Cheng
 Communications: Artis Twyman, Joanna Hunter, Chase Issacs, T'yanna James, Travis Langer, Qadeer Morgan
 Community Affairs and Engagement: Molly Higgins, Keely Fimbres, Johnathan Franklin, Maria Camacho
 Media: Marissa Daly, Jory Hirsh
 Technology: Skarpi Hedinsson, Jeff Graves
 Employee Experience: Oracio Galindo
 Ticketing & Strategy:
 Dan August, Jerrett Burke, Steven Moore, Meagan Roberts
 Partnerships: Jason Griffiths, Mike O'Keefe, Joanna Yiu, Megan Fogerty, Brittany Ramos, Lexi vonderLieth
 Finance: Jeff Brewer
 Marketing: Marty Turman, Sarah Schuler, Cory Befort, Christian Parsons, Chadwick Richardson, Kathryn Kai-ling Frederick

Player Personnel Executive:
 Brian Xanders
 Director, Scouting Strategy: James Gladstone
 Director, Football Affairs:
 Jacques McClendon
 Director, Video: Dan Dmytrisin
 Vice President, Sports Medicine and Performance: Reggie Scott
 Assistant Athletic Trainer:
 Byron Cunningham, Tyler Williams, Jon Hernandez, Mark Dydasco

Nutrition: Joey Blake
 Equipment Manager: Brendan Burger
 Assistant Equipment Manager:
 Stephen Hale, Luis Ramos
 Football Information: Ryan Garlisch, Jake Temme, Sarah Bailey
 Operations: Sophie Harlan, Kristen Lee, Jaime More, Chris Hawes, Scott Lupold

Player Personnel: Ted Monago, JW Jordan, Taylor Morton, Steve Miller
 Player Personnel Consultant: Ray Farmer, Lawrence McCutcheon, Andy Sugarman
 Pro Personnel: John McKay, Matt Waugh
 College Scout: Vito Gonella, Brian Hill, Billy Johnson, Steve Kazor, Michael Pierce, Chance Trickett, John Zernheld
 Scouting Assistant: Ryon Lynn
 Nunn-Wooten Scouting Fellowship: Cedric Jones

COACHING HISTORY

Cleveland 1937-45,
Los Angeles 1946-94
St. Louis 1995-2015
(609-602-21)

Records include postseason games

1937-38	Hugo Bezdek*1-13-0
1938	Art Lewis4-4-0
1939-42	Earl (Dutch) Clark16-26-2
1944	Aldo (Buff) Donelli4-6-0
1945-46	Adam Walsh16-5-1
1947	Bob Snyder6-6-0
1948-49	Clark Shaughnessy14-8-3
1950-52	Joe Stydahar**19-9-0
1952-54	Hamp Pool23-11-2
1955-59	Sid Gillman28-32-1
1960-62	Bob Waterfield***9-24-1
1962-65	Harland Svare14-31-3
1966-70	George Allen49-19-4
1971-72	Tommy Prothro14-12-2
1973-77	Chuck Knox57-20-1
1978-82	Ray Malavasi43-36-0
1983-91	John Robinson79-74-0
1992-94	Chuck Knox15-33-0
1995-96	Rich Brooks13-19-0
1997-99	Dick Vermeil25-26-0
2000-05	Mike Martz****56-36-0
2005	Joe Vitt4-7-0
2006-08	Scott Linehan#11-25-0
2008	Jim Haslett2-10-0
2009-11	Steve Spagnuolo10-38-0
2012-16	Jeff Fisher##31-45-1
2016	John Fassel0-3-0
2017-20	Sean McVay46-24-0

* Released after three games in 1938
 ** Resigned after one game in 1952
 *** Resigned after eight games in 1962
 **** Took medical leave after five games in 2005
 # Released after four games in 2008
 ## Released after 13 games in 2016

PAID ATTENDANCE, 2020

Home 0
 Total 32,264
 Single-game home record,
 88,161 (9/16/16)
 Single-season home record,
 648,602 (2016)

2021 DRAFT CHOICES

Rd	Name	Pos	College
2	Tutu Atwell	WR	Louisville
3	Ernest Jones	LB	South Carolina
4	Bobby Brown	NT	Texas A&M
4	Robert Rochell	DB	Central Arkansas
4	Jacob Harris	TE	Central Florida
5	Earnest Brown	DE	Northwestern
7	Jake Funk	RB	Maryland
7	Ben Skowronek	WR	Notre Dame
7	Chris Garrett	LB	Concordia (St. Paul)

LOS ANGELES RAMS

2020 TEAM RECORD

REGULAR SEASON (10-6)

Date	Opponent	Result
Sept. 13	DALLAS	W 20-17
Sept. 20	at Philadelphia	W 37-19
Sept. 27	at Buffalo	L 32-35
Oct. 4	N.Y. GIANTS	W 17-9
Oct. 11	at Washington	W 30-10
Oct. 18	at San Francisco	L 16-24
Oct. 26	CHICAGO	W 24-10
Nov. 1	at Miami	L 17-28
Nov. 15	SEATTLE	W 23-16
Nov. 23	at Tampa Bay	W 27-24
Nov. 29	SAN FRANCISCO	L 20-23
Dec. 6	at Arizona	W 38-28
Dec. 10	NEW ENGLAND	W 24-3
Dec. 20	N.Y. JETS	L 20-23
Dec. 27	at Seattle	L 9-20
Jan. 3	ARIZONA	W 18-7

POSTSEASON (1-1)

Jan. 9	at Seattle	W 30-20
Jan. 16	at Green Bay	L 18-32

SCORE BY PERIODS

Team	81	101	87	103	0	—	372
Opponents	66	123	47	60	0	—	296

2020 TEAM STATISTICS

	Team	Opp.
Total First Downs	352	280
Rushing	123	91
Passing	206	170
Penalty	23	19
3rd Down: Made/Att	98/226	74/209
3rd Down Pct.	43.4	35.4
4th Down: Made/Att	8/17	9/21
4th Down Pct.	47.1	42.9
Possession Avg.	32:01	27:59
Total Net Yards	6032	4511
Avg. Per Game	377.0	281.9
Total Plays	1088	989
Avg. Per Play	5.5	4.6
Net Yards Rushing	2018	1460
Avg. Per Game	126.1	91.3
Total Rushes	473	388
Net Yards Passing	4014	3051
Avg. Per Game	250.9	190.7
Sacked/Yards Lost	25/169	53/350
Gross Yards	4183	3401
Att./Completions	590/392	548/347
Completion Pct.	66.4	63.3
Had Intercepted	14	14
Punts/Average	69/44.9	84/48.4
Net Punting Avg.	69/39.2	84/43.9
Penalties/Yards	71/655	78/582
Fumbles/Ball Lost	19/11	16/8
Touchdowns	43	33
Rushing	19	12
Passing	20	17
Returns	4	4

2020 INDIVIDUAL STATISTICS

PASSING	Att	Cmp	Yds	Cmp%	Yds/Att	TD	TD%	Int	Int%	LG	Sk/Lost	Rtng
Goff	552	370	3952	67.0	7.16	20	3.6	13	2.4	56t	23/161	90.0
Wolford	38	22	231	57.9	6.08	0	0.0	1	2.6	38	2/8	64.7
Team	590	392	4183	66.4	7.09	20	3.4	14	2.4	56t	25/169	88.4
Opponents	548	347	3401	63.3	6.21	17	3.1	14	2.6	59t	53/350	80.4

TD TD TD TD

SCORING	Tot	Ru	Rec	Rt	PAT	FG	Saf	Pts
Gay	0	0	0	0	16/16	14/16	0	58
Woods	8	2	6	0				48
Sloman	0	0	0	0	18/21	8/11	0	42
Henderson	6	5	1	0				36
Higbee	5	0	5	0				32
Brown	5	5	0	0				30
Goff	4	4	0	0				24
Akers	3	2	1	0				18
Hill	3	0	0	3				18
Kupp	3	0	3	0				18
Everett	2	1	1	0				12
Reynolds	2	0	2	0				12
Forbath	0	0	0	0	4/5	2/3	0	10
Jefferson	1	0	1	0				6
Young	1	0	0	1				6
Team	43	19	20	4	38/42	24/30	1	372
Opponents	33	12	17	4	32/32	22/26	0	296

2-Pt Conv: Higbee. Team 1-1. Opponents 0-1.

RUSHING

	No.	Yds	Avg	LG	TD
Akers	145	625	4.3	61	2
Henderson	138	624	4.5	40	5
Brown	101	419	4.1	19	5
Woods	24	155	6.5	40	2
Goff	51	99	1.9	10	4
Wolford	6	56	9.3	14	0
Kupp	4	33	8.3	16	0
Reynolds	1	5	5.0	5	0
Everett	1	2	2.0	2t	1
Higbee	1	1	1.0	1	0
Jefferson	1	-1	-1.0	-1	0
Team	473	2018	4.3	61	19
Opponents	388	1460	3.8	27	12

RECEIVING

	No.	Yds	Avg	LG	TD
Kupp	92	974	10.6	55t	3
Woods	90	936	10.4	56t	6
Reynolds	52	618	11.9	40t	2
Higbee	44	521	11.8	44	5
Everett	41	417	10.2	40	1
Brown	23	162	7.0	30	0
Jefferson	19	220	11.6	31	1
Henderson	16	159	9.9	28	1
Akers	11	123	11.2	38	1
Mundt	4	53	13.3	34	0
Team	392	4183	10.7	56t	20
Opponents	347	3401	9.8	59t	17

INTERCEPTIONS

	No.	Yds	Avg	LG	TD
D.Williams	4	21	5.3	19	0
Hill	3	119	39.7	84t	2
Fuller	3	45	15.0	37	0
Young	1	79	79.0	79t	1
Ramsey	1	2	2.0	2	0
Johnson	1	0	0.0	0	0
Rapp	1	0	0.0	0	0
Team	14	266	19.0	84t	3
Opponents	14	125	8.9	27t	1

PUNTING

	No.	Yds	Avg	Net	TB	In20	LG	B
Hekker	68	3099	45.6	39.2	5	28	63	1
Team	69	3099	44.9	39.2	5	28	63	1
Opponents	84	4065	48.4	43.9	7	35	72	0

PUNT

RETURNS	Ret	FC	Yds	Avg	LG	TD
Webster	25	17	185	7.4	34	0
Kupp	9	11	50	5.6	10	0
Team	34	28	235	6.9	34	0
Opponents	23	20	297	12.9	88t	1

KICKOFF

RETURNS	No.	Yds	Avg	LG	TD
Webster	16	347	21.7	30	0
Calais	7	152	21.7	41	0
Jefferson	1	13	13.0	13	0
Jones	1	4	4.0	4	0
Team	25	516	20.6	41	0
Opponents	26	737	28.3	54	0

FIELD

GOALS	1-19	20-29	30-39	40-49	50+
Gay	0/0	2/2	5/6	6/7	1/1
Sloman	0/0	2/3	5/5	1/2	0/1
Forbath	0/0	2/2	0/0	0/1	0/0
Team	0/0	6/7	10/11	7/10	1/2
Opponents	0/0	4/4	9/10	8/9	1/3

SACKS

	No.
Donald	13.5
Floyd	10.5
Fox	6.0
Brockers	5.0
Ebukam	4.5
Hollins	3.0
Reeder	3.0
Lewis	2.0
Gaines	1.5
Joseph-Day	1.0
Okoronkwo	1.0
Polite	1.0
Young	1.0
Team	53.0
Opponents	25.0

LOS ANGELES RAMS

RECORD HOLDERS

INDIVIDUAL RECORDS—CAREER

Category	Name	Performance
Rushing (Yds.)	Steven Jackson, 2004-12	10,135
Passing (Yds.)	Jim Everett, 1986-93	23,758
Passing (TDs)	Roman Gabriel, 1962-72	154
Receiving (No.)	Isaac Bruce, 1994-2007	942
Receiving (Yds.)	Isaac Bruce, 1994-2007	14,109
Interceptions	Ed Meador, 1959-70	46
Punting (Avg.)	Johnny Hekker, 2012-17	47.1
Punt Return (Avg.)	Az-Zahir Hakim, 1998-2001	11.4
Kickoff Return (Avg.)	Ron Brown, 1984-89, 1991	26.3
Field Goals	Jeff Wilkins, 1997-2007	265
Touchdowns (Tot.)	Marshall Faulk, 1999-2005	85
Points	Jeff Wilkins, 1997-2007	1,223
*Sacks	Leonard Little, 1998-2009	87.5

INDIVIDUAL RECORDS—SINGLE SEASON

Category	Name	Performance
Rushing (Yds.)	Eric Dickerson, 1984	**2,105
Passing (Yds.)	Kurt Warner, 2001	4,830
Passing (TDs)	Kurt Warner, 1999	41
Receiving (No.)	Isaac Bruce, 1995	119
Receiving (Yds.)	Isaac Bruce, 1995	1,781
Interceptions	Dick (Night Train) Lane, 1952	**14
Punting (Avg.)	Donnie Jones, 2008	50.0
Punt Return (Avg.)	Woodley Lewis, 1952	18.5
Kickoff Return (Avg.)	Verda (Vitamin T) Smith, 1950	33.7
Field Goals	Jeff Wilkins, 2003	39
Touchdowns (Tot.)	Marshall Faulk, 2000	26
Points	Jeff Wilkins, 2003	163
*Sacks	Aaron Donald, 2018	20.5

INDIVIDUAL RECORDS—SINGLE GAME

Category	Name	Performance
Rushing (Yds.)	Willie Ellison, 12-5-71	247
Passing (Yds.)	Norm Van Brocklin, 9-28-51	**554
Passing (TDs)	Many times Last time by Kurt Warner, 10-10-99	5
Receiving (No.)	Tom Fears, 12-3-50	18
Receiving (Yds.)	Willie Anderson, 11-26-89	**336
Interceptions	Many times Last time by Keith Lyle, 12-15-96	3
Field Goals	Greg Zuerlein, 10-1-17	7
Touchdowns (Tot.)	Many times Last time by Todd Gurley, 12-17-17	4
Points	Many times Last time by Todd Gurley, 12-17-17	24
*Sacks	Gary Jeter, 9-18-88	5.0

**Sacks became an official statistic in 1982. **NFL Record*

2021 COACHING STAFF

Sean McVay, Head Coach

Pro Career: Named the 23rd full-time head coach in franchise history on Jan. 12, 2017. McVay became the youngest head coach in modern NFL history. In 2020, McVay and the Rams posted a 10-6 record, McVay's fourth-consecutive winning season, and earned his third playoff berth in his first four seasons. During the 2019 season the Rams posted a 9-7 record, the third-straight winning season under McVay. In 2018, his second season as head coach, the Rams won 13 games, tied for the second-most single-season wins in franchise history, and competed in the organization's fourth Super Bowl. In his first season in 2017, the Rams won seven

more games than the previous season, went from last in the league in scoring to first, and made their first postseason appearance in 13 years. Prior to joining the Rams, McVay was the Washington Redskins' offensive coordinator (2014-16), tight ends coach (2011-13) and offensive assistant (2010). McVay joined Washington prior to 2010 after an undefeated regular season with the Florida Tuskers of the United Football League. The Tuskers finished a perfect 6-0 before losing in the UFL's inaugural championship game. McVay originally entered the National Football League as an offensive assistant with the Tampa Bay Buccaneers. Career record: 46-24-0.

Background: Played wide receiver at Miami (Ohio). His grandfather, John McVay, served in various administrative roles, including director of research development for the New York Giants (1976) and vice president/director of football operations for the San Francisco 49ers (1983-94), as well as serving as general manager one year in San Francisco (1998-99). John McVay oversaw five Super Bowl championship squads and earned induction into the 49ers Hall of Fame in 2013.

Personal: Born Jan. 24, 1986, in Marietta, Ga. Son of Tim and Cindy McVay. Has one brother: Ryan.

LOS ANGELES RAMS

ASSISTANT COACHES

Thad Bogardus, assistant linebackers; born April 10, 1989, Redding, Conn. Attended Ball State. No college or pro playing experience. College coach: Ball State 2011-14. Pro coach: Buffalo Bills 2014-15, Denver Broncos 2015-16. Joined Rams in 2017.

John Bonamego, senior coaching assistant; born Aug. 14, 1963, Waynesboro, Pa. Quarterback/wide receiver Central Michigan. No pro playing experience. College coach: Maine 1988-91, Lehigh 1992, Army 1993-98. Central Michigan 2015-18. Pro coach: Jacksonville Jaguars 1999-2002 and 2012, Green Bay Packers 2003-05, New Orleans Saints 2006-07 and 2011, Miami Dolphins 2008-10, Detroit Lions 2013-14 and 2019. Joined Rams in 2020.

Thomas Brown, assistant head coach/running backs; born May 15, 1986, Tucker, Ga. Running back Georgia 2004-07. Pro running back Atlanta Falcons 2008, Cleveland Browns 2009-10. College coach: Georgia 2011 and 2015, Chattanooga 2012, Marshall 2013, Wisconsin 2014, Miami (Fla.) 2016-18, South Carolina 2019. Pro coach: Joined Rams in 2020.

Kevin Carberry, offensive line; born May 19, 1983, Chicago, Ill. Defensive end Ohio 2001-04. Pro defensive lineman Berlin Thunder (NFL) 2006, New York Dragons (AFL) 2007, Philadelphia Soul (AFL) 2008. College coach: Kansas 2009-11, Stephen F. Austin 2012-13, Stanford 2018-20. Pro coach: Dallas Cowboys 2014-15, Washington Redskins 2016-17. Joined Rams in 2021.

Jonathan Cooley, assistant secondary; born May 18, 1989, Columbus, Ohio. Defensive back John Carroll 2007-10. No pro playing experience. College coach: Millikin 2011, Bluffton 2011, John Carroll 2013-14, Kentucky 2015-16, Tennessee-Chattanooga 2017, Kent State 2018, Akron 2019. Pro coach: Joined Rams in 2020.

Joe DeCamillis, special teams coordinator; born June 29, 1965, Arvada, Colo. Attended Wyoming. No college or pro playing experience. Pro coach: Denver Broncos 1989-92 and 2015-16, New York Giants 1993-96, Atlanta Falcons 1997-2006, Jacksonville Jaguars 2007-08 and 2017-20, Dallas Cowboys 2009-12, Chicago Bears 2013-14. Joined Rams in 2021.

Marcus Dixon, assistant defensive line; born Sept. 16, 1984, Rome, Ga. Defensive lineman Hampton 2004-07. Pro defensive lineman Dallas Cowboys 2008-09, New York Jets 2010-12, Kansas City Chiefs 2013, Tennessee Titans 2014, British Columbia Lions (CFL) 2014. College coach: Hampton 2017-20. Pro coach: Joined Rams in 2021.

Ejiro Evero, pass game coordinator/secondary; born Jan. 6, 1981, Colchester, England. Safety UC Davis 2000-03. Pro safety Oakland Raiders 2004. College coach: UC Davis 2005-06, Redlands 2010. Pro coach: Tampa Bay Buccaneers 2007-09, San Francisco 49ers 2011-15, Green Bay Packers 2016. Joined Rams in 2017.

Eric Henderson, run game coordinator/defensive line; born Jan. 8, 1983, New Orleans, La. Defensive end Georgia Tech 2001-05. Pro defensive end Cincinnati Bengals 2006-08, Las Vegas Locomotives (UFL) 2009-11. College coach: Georgia Military College 2012, Oklahoma State 2013-15, Texas-San Antonio 2016. Pro coach: Los Angeles Chargers 2017-18. Joined Rams in 2019.

Nick Jones, offensive assistant; born July 5, 1985, Bowdon, Ga. Offensive lineman Georgia 2003-06. Pro offensive lineman Seattle Seahawks 2007-09. College coach: Georgia 2010-11, Coastal Carolina 2012-17, Air Force 2018, Colorado State 2019. Pro coach: Atlanta Falcons 2020. Joined Rams in 2021.

Zak Kromer, offensive assistant; born May 1, 1994, Rosemary Beach, Fla. Attended Oklahoma. No college or pro playing experience. Pro coach: Buffalo Bills 2016. Joined Rams in 2017.

Raheem Morris, defensive coordinator; born Sept. 3, 1976, Irvington, N.J. Safety Hofstra 1994-97. No pro playing experience. College coach: Hofstra 1998 and 2000-01, Cornell 1999, Kansas State 2006. Pro coach: Tampa Bay Buccaneers 2002-05 and 2007-11 (head coach 2009-11), Washington Redskins 2012-13, Atlanta Falcons 2015-20, (interim head coach 11 games, 2020). Joined Rams in 2021.

Kevin O'Connell, offensive coordinator; born May 25, 1985, Knoxville, Tenn. Quarterback San Diego State 2004-07. Pro quarterback New England Patriots 2008-09, Detroit Lions 2009, New York Jets 2009-11 and 2012, Miami

Dolphins 2011, San Diego Chargers 2012. Pro coach: Cleveland Browns 2015, San Francisco 49ers 2016, Washington Redskins 2017-19. Joined Rams in 2020.

Chris O'Hara, offensive assistant; born Nov. 15, 1990, Swoyersville, Pa. Attended Temple. No college or pro playing experience. College coach: Miami (Fla.) 2011-13. Pro coach: Jacksonville Jaguars 2014-16 and 2020, Washington Redskins 2017-19. Joined Rams in 2021.

Wes Phillips, pass game coordinator/tight ends; born Feb. 17, 1979, Houston, Texas. Quarterback Texas-El Paso 1997-2001. Pro quarterback San Diego Riptide (AFL) 2002-03. College coach: Texas-El Paso 2003, West Texas A&M 2004-05, Baylor 2006. Pro coach: Dallas Cowboys 2007-13, Washington Redskins 2014-18. Joined Rams in 2019.

Zac Robinson, assistant quarterbacks; born Sept. 29, 1986, Edmond, Okla. Quarterback Oklahoma State 2006-09. Pro quarterback New England Patriots, Seattle Seahawks, Detroit Lions 2010, Cincinnati Bengals 2011-13. Pro coach: Joined Rams in 2019.

Chris Shula, linebackers; born Feb. 5, 1986, Cooper City, Fla. Linebacker Miami (Ohio) 2004-08. No pro playing experience. College coach: Ball State 2010, Indiana 2011-13, John Carroll 2014. Pro coach: San Diego Chargers 2015-16. Joined Rams in 2017.

Dwayne Stukes, assistant special teams; born Jan. 24, 1977, Portsmouth, Va. Cornerback Virginia 1996-99. Pro cornerback Atlanta Falcons 2000, Pittsburgh Steelers 2001, Berlin Thunder (NFL) 2001-02, Tampa Bay Buccaneers 2002-03, Colorado Crush (AFL) 2004. Pro coach: Berlin Thunder (NFL) 2006, Tampa Bay Buccaneers 2006-11, Chicago Bears 2013-14, New York Giants 2016, Jacksonville Jaguars 2019-20. Joined Rams in 2021.

Eric Yarber, wide receivers; born Sept. 22, 1963, Chicago, Ill. Wide receiver Los Angeles Valley J.C. 1982-83 and Idaho 1984-85. Pro wide receiver Washington Redskins 1986-87. College coach: Idaho 1996, Nevada-Las Vegas 1997, Oregon State 1999-2002, Washington 2005-06, Arizona State 2007-09, UCLA 2012-16. Pro coach: Seattle Seahawks 1998, San Francisco 49ers 2003-04, Tampa Bay Buccaneers 2011. Joined Rams in 2017.

LOS ANGELES RAMS

2021 VETERAN ROSTER

No.	Name	Pos.	Ht.	Wt.	Birthdate	NFL		College	Hometown	How Acq.	'20 Games/ Starts	
						Exp.	Games				Starts	Starts
3	Akers, Cam	RB	5-10	217	6/22/1999	2	2	Florida State	Clinton, Miss.	D2A-'20		13/5
55	Allen, Brian	OL	6-2	303	10/11/1995	4	4	Michigan State	Hinsdale, Ill.	D4A-'18		0/0
72	Anchrum Jr., Tremayne	OL	6-2	314	6/24/1998	2	2	Clemson	Powder Springs, Ga.	D7C-'20		12/0
67	Brewer, Chandler	OL	6-6	320	6/12/1997	2	2	Middle Tennessee State	Florence, Ala.	FA-'19		0/0
26	Burgess, Terrell	S	5-11	202	11/12/1998	2	2	Utah	San Marcos, Calif.	D3B-'20		7/0
30	Calais, Raymond	RB	5-8	188	4/2/1998	2	2	Louisiana-Lafayette	Breaux Bridge, La.	W(TB)-'20		4/0
63	Corbett, Austin	OL	6-4	306	9/5/1995	4	4	Nevada	Sparks, Nev.	T(Cle)-'19	16/16	
21	Deayon, Dont'e	CB	5-9	159	1/28/1994	4	4	Boise State	Rialto, Calif.	FA-'18		0/0
64	Demby, Jamil	OL	6-5	321	6/20/1996	2	2	Maine	Vineland, N.J.	D6B-'18		0/0
99	Donald, Aaron	DL	6-1	280	5/23/1991	8	8	Pittsburgh	Pittsburgh, Pa.	D1B-'14		16/16
73	Edwards, David	OL	6-6	308	3/20/1997	3	3	Wisconsin	Downers Grove, Ill.	D5-'19		16/14
51	Evans, Bobby	OL	6-4	312	3/24/1997	3	3	Oklahoma	Allen, Texas	D3C-'19		5/0
74	Floyd, Leonard	OLB	6-5	240	9/8/1992	6	6	Georgia	Eastman, Ga.	FA-'20		16/16
4	Fuller, Jordan	S	6-2	203	3/4/1998	2	2	Ohio State	Old Tappan, N.J.	D6-'20		12/12
91	Gaines, Greg	DL	6-1	312	5/6/1996	3	3	Washington	La Habra, Calif.	D4-'19		16/0
8	Gay, Matt	K	6-0	232	3/15/1994	3	3	Utah	Orem, Utah	FA-'20		7/0
79	Havenstein, Rob	OL	6-8	330	5/13/1992	7	7	Wisconsin	Mount Airy, Md.	D2-'15		16/16
6	Hekker, Johnny	P	5-5	241	2/8/1990	10	10	Oregon State	Bothell, Wash.	FA-'12		16/0
27	Henderson Jr., Darrell	RB	5-8	280	8/19/1997	3	3	Memphis	Batesville, Miss.	D3A-'19		15/11
89	Higbee, Tyler	TE	6-6	255	1/1/1993	6	6	Western Kentucky	Clearwater, Fla.	D4A-'16		15/15
19	Hodges, Devin	QB	6-1	210	4/12/1996	2	2	Samford	Kimberly, Ala.	Futures-'20		0/0*
58	Hollins, Justin	LB	6-5	248	1/15/1996	3	3	Oregon	Arlington, Texas	W(DEN)-'20		16/0
88	Hopkins, Brycen	TE	6-4	245	3/27/1997	2	2	Purdue	Nashville, Tenn.	D4-'20		5/0
32	Howard, Travin	ILB	6-1	219	5/10/1996	2	2	TCU	Longview, Texas	D7A-'18		0/0
46	Hughes, JuJu	S	5-11	188	7/19/1998	2	2	Fresno State	Hanford, Calif.	FA-'20		12/0
1	Jackson, DeSean	WR	5-10	175	12/1/1986	14	14	California	Long Beach, Calif.	FA-'21		5/5*
12	Jefferson, Van	WR	6-1	200	7/26/1996	2	2	Florida	Brentwood, Tenn.	D2B-'20		16/0
25	Jones, Xavier	RB	5-11	208	8/24/1997	2	2	Southern Methodist	Spring, Texas	FA-'20		13/0
69	Joseph-Day, Sebastian	DL	6-4	310	3/21/1995	3	3	Rutgers	Stroudsburg, Pa.	D6C-'18		16/16
59	Kiser, Micah	ILB	6-0	244	1/25/1995	3	3	Virginia	Baltimore, Md.	D5A-'18		9/9
10	Kupp, Cooper	WR	6-2	208	6/12/1993	5	5	Eastern Washington	Yakima, Wash.	D3A-'17		15/12
53	Lawler, Justin	OLB	6-4	265	12/23/1994	2	2	Southern Methodist	Pottsboro, Texas	D7B-'18		0/0
52	Lewis, Terrell	OLB	6-5	262	8/25/1998	2	2	Alabama	Washington, D.C.	D3A-'20		8/0
25	Long Jr., David	CB	5-11	196	2/6/1998	3	3	Michigan	Los Angeles, Calif.	D3B-'19		16/1
82	Mundt, Johnny	TE	6-4	233	11/23/1994	4	4	Oregon	Modesto, Calif.	FA-'17		41/3
70	Noteboom, Joe	OL	6-5	321	6/19/1995	4	4	TCU	Plano, Texas	D3-'18		10/9
45	Okoronkwo, Ogbornia	OLB	6-2	253	4/24/1995	3	3	Oklahoma	Houston, Texas	D5B-'18		10/0
42	Orzech, Matt	LS	6-3	245	4/12/1995	3	3	Azusa Pacific	Menifee, Calif.	W(TEN)-'21		0/0*
20	Ramsey, Jalen	CB	6-1	208	10/24/1994	6	6	Florida State	Smyrna, Tenn.	T(JAX)-'19		15/15
24	Rapp, Taylor	S	6-0	208	12/22/1997	3	3	Washington	Bellingham, Wash.	D2-'19		9/5
36	Reed, J.R.	DB	6-1	194	3/11/1996	2	2	Georgia	Frisco, Texas	FA-'20		7/0
51	Reeder, Troy	ILB	6-3	248	9/13/1994	3	3	Delaware	Hockessin, Del.	FA-'19		16/7
94	Robinson, A'Shawn	DL	6-4	330	3/21/1995	6	6	Alabama	Fort Worth, Texas	FA-'20		8/0
33	Scott, Nick	S	5-11	201	5/17/1995	3	3	Penn State	Fairfax, Va.	D7A-'19		15/0
65	Shelton, Coleman	OL	6-4	299	7/28/1995	3	3	Washington	Pasadena, Calif.	FA-'19		15/0
9 t	Stafford, Matthew	QB	6-3	220	2/7/1988	13	13	Georgia	Highland Park, Texas	T(DET)-'21		16/16*
14	Webster, Nsimba	WR	5-10	180	1/27/1996	3	3	Eastern Washington	Antioch, Calif.	FA-'19		16/0
77	Whitworth, Andrew	OL	6-7	330	12/12/1981	16	16	LSU	Monroe, La.	FA-'17		9/9
11	Williams, Darius	CB	5-9	187	3/15/1993	4	4	Alabama-Birmingham	Jacksonville, Fla.	W(BAL)-'18		16/10
13	Wolford, John	QB	6-1	200	10/16/1995	2	2	Wake Forest	Jacksonville, Fla.	FA-'19		1/1
17	Woods, Robert	WR	6-0	195	4/10/1992	9	9	Southern California	Gardena, Calif.	FA-'17		16/16
41	Young, Kenny	ILB	6-1	234	11/15/1994	4	4	UCLA	Boutte, La.	T(BAL)-'19		16/6

LOS ANGELES RAMS

* Hodges last active with Pittsburgh in '19; Jackson played five games with Philadelphia; Orzech last active with Jacksonville in '19; Stafford played 16 games with Detroit.

t - Stafford acquired in trade from Detroit.

Traded: QB Jared Goff (15 games in '20) to Detroit, DL Michael Brockers (15) to Detroit.

Players lost through free agency (eight): OL Austin Blythe (KC, 16); RB Malcolm Brown (MIA, 16); CB Troy Hill (CLE, 16); TE Gerald Everett (SEA, 16); LS Jake McQuaide (DAL, 16); OLB Derek Rivers (HOU, 5); DL Morgan Fox (CAR, 16); S John Johnson (CLE, 16).

FIRST-YEAR ROSTER

Name	Pos.	Ht.	Wt.	Birthdate	College	Hometown	How Acq.
Akers, Landen	WR	6-0	191	7/7/1997	Iowa State	Cedar Rapids, Iowa	FA
Atwell, TuTu	WR	5-9	165	10/7/1999	Louisville	Miami, Fla.	D2
Banks, Eric (1)	DL	6-5	274	1/30/1998	Texas-San Antonio	Memphis, Tenn.	FA-'20
Blanton, Kendall (1)	TE	6-6	262	11/10/1995	Missouri	Blue Springs, Mo.	FA-'19
Brown III, Bobby	DL	6-4	235	8/7/2000	Texas A&M	Arlington, Texas	D4A
Brown IV, Earnest	DL	6-5	270	1/8/1999	Northwestern	Aubrey, Texas	D5
Copeland, Marquise (1)	DL	6-2	287	5/9/1997	Cincinnati	Cleveland, Ohio	FA-'19
Daka, John (1)	DL	6-2	227	12/7/1997	James Madison	Upper Marlboro, Md.	W(NYJ)
Ford, Paris	S	6-0	190	6/6/1998	Pittsburgh	Pittsburgh, Pa.	FA
Funk, Jake	RB	5-10	205	1/11/1998	Maryland	Gaithersburg, Md.	D7A
Garrett, Chris	OLB	6-4	245	6/12/1998	Concordia-St. Paul	Milwaukee, Wis.	D7C
Grant, Jovan	S	6-1	210	12/9/1997	Merrimack	Boston, Mass.	FA
Gervase, Jake (1)	S	6-1	212	9/18/1995	Iowa	Davenport, Iowa	FA-'19
Harris, Brontae	DB	5-10	190	11/8/1996	Alabama-Birmingham	Colony, Ala.	FA
Harris, Jacob	TE	6-5	211	4/16/1997	Central Florida	Palm Harbor, Fla.	D4C
Haydel, Jeremiah	WR	6-0	170	3/25/1999	Texas State	Houston, Texas	FA
Hoecht, Michael (1)	DL	6-4	310	10/5/1997	Brown	Oakwood, Ohio	FA-'20
Jackson, Alaric	OL	6-7	285	7/14/1998	Iowa	Detroit, Mich.	FA
Jackson, Trishton (1)	WR	6-1	191	3/9/1998	Syracuse	West Bloomfield, Mich.	FA-'20
Jones, Earnest	LB	6-2	230	11/22/1999	South Carolina	Waycross, Ga.	D3
Koski, J.J. (1)	WR	6-1	195	12/27/1996	Cal Poly	Danville, Calif.	FA-'20
MacGinnis, Austin (1)	K	5-10	185	5/4/1995	Kentucky	Sacramento, Calif.	FA-'20
Meredith, Jordan*	OL	6-3	300	1/4/1998	Western Kentucky	Bowling Green, Ky.	FA
Moncrief, Derrick (1)	LB	6-2	220	6/6/1993	Oklahoma State	Prattville, Ala.	FA-'20
Perkins, Bryce (1)	QB	6-3	214	12/20/1996	Virginia	Queen Creek, Ariz.	FA-'20
Pircher, Max	OL	6-7	300	9/7/1999	Innsbruck	Brixen, Italy	FA
Roberts, Max	OLB	6-1	250	7/2/1997	Boston College	Delaware, Ohio	FA
Rochell, Robert	DB	6-2	195	4/26/1998	Central Arkansas	Shreveport, La.	D4B
Rozeboom, Christian (1)	LB	6-2	230	1/30/1997	South Dakota State	Sioux Center, Iowa	FA-'20
Silvanic, George	DL	6-5	285	8/9/1998	Air Force	Monument, Colo.	FA
Skowronek, Ben	WR	6-3	224	6/27/1997	Notre Dame	Fort Wayne, Ind.	D7B
Warner, Troy	S	6-1	200	5/9/1998	Brigham Young	San Marcos, Calif.	FA
Williams, Jonah (1)	DL	6-5	275	8/17/1995	Weber State	Meridian, Idaho	FA-'20
Wirtel, Steven (1)	LS	6-4	235	10/3/1997	Iowa State	Orland Park, Ill.	FA
Wright, Brandon (1)	P	5-10	182	2/18/1997	Georgia State	Atlanta, Ga.	FA-'20

The term **NFL Rookie** is defined as a player who is in his first season of professional football and has not been on the roster of another professional football team for any regular-season or postseason games. A **Rookie** is designated by an "R" on NFL rosters. Players who have been active in another professional football league or players who have NFL experience, including either preseason training camp or being on an Active List or Inactive List, or on Reserve/Injured or Reserve/Physically Unable to Perform for fewer than six regular-season games, are termed **NFL First-Year Players**. An **NFL First-Year Player** is designated by a "1" on NFL rosters. Thereafter, a player is credited with an additional year of experience for each season in which he accumulates six games on the Active List or Inactive List, or on Reserve/Injured or Reserve/Physically Unable to Perform.

Log on to www.therams.com for an up-to-date roster.

MINNESOTA VIKINGS



**National Football Conference
North Division**

2600 Vikings Circle
Eagan, MN 55121
Telephone: (952) 828-6500

Team Colors: Purple, Gold and White

2021 SCHEDULE

PRESEASON

Aug. 14 **Denver**.....3:00
Aug. 21 **Indianapolis**.....7:00
Aug. 27 at **Kansas City**7:00

REGULAR SEASON

Sept. 12 at **Cincinnati**12:00 PM
Sept. 19 at **Arizona**3:05 PM
Sept. 26 **Seattle**3:25 PM
Oct. 3 **Cleveland**12:00 PM
Oct. 10 **Detroit**.....12:00 PM
Oct. 17 at **Carolina**.....12:00 PM
BYE
Oct. 31 **Dallas**.....7:20 PM
Nov. 7 at **Baltimore**12:00 PM
Nov. 14 at **L.A. Chargers**.....3:05 PM
Nov. 21 **Green Bay**12:00 PM
Nov. 28 at **San Francisco**3:25 PM
Dec. 5 at **Detroit**.....12:00 PM
Dec. 9 **Pittsburgh (Thu)**.....7:20 PM
Dec. 20 at **Chicago (Mon)**7:15 PM
Dec. 26 **L.A. Rams**.....12:00 PM
Jan. 2 at **Green Bay**.....7:20 PM
Jan. 9 **Chicago**12:00 PM

**All times CT; Sunday night games in Weeks 5-17 subject to change*

Stadium: U.S. Bank Stadium
401 Chicago Avenue
Minneapolis, MN 55415

Opened: 2016
Capacity: 66,468
Playing Surface: ActGlobal Speed S5

Training Camp:
TCO Performance Center
2600 Vikings Circle
Eagan, MN 55121

CLUB OFFICIALS

Owner/Chairman: Zygi Wilf
Owner/President: Mark Wilf
Owner/Vice Chairman: Leonard Wilf
Ownership Partners: Scott Landis,
David Mandelbaum
Owner/Executive Vice President of
Strategic Planning and Business
Initiatives: Jonathan Wilf
General Manager: Rick Spielman
Chief Operating Officer: Andrew Miller
Executive Vice President of Public Affairs:
Lester Bagley
Executive Vice President of Real Estate
Development and Strategic Projects:
Don Becker
Executive Vice President of Football
Operations: Rob Brzezinski
Executive Vice President & Chief People &
Culture Officer: Lara Juras
Executive Vice President & Chief
Marketing Officer: Martin Nance
Executive Vice President & Chief Legal
Officer: Karin Nelsen
Executive Vice President & Chief Revenue
Officer: John Penhollow
Executive Vice President & Chief Business
Administration Officer: Steve Poppen
Executive Vice President & Chief Financial
Officer: Kate Shibilski
Director of Pro Scouting: Ryan Monnens
Director of College Scouting:
Jamaal Stephenson
Vice President of Strategic and Corporate
Communications: Jeff Anderson
Vice President of Football and Media
Communications: Bob Hagan
Vice President of Partnerships Activation &
Special Projects: Tanya Dreesen
Vice President of Content and Production:
Bryan Harper
Vice President of Operations and Facilities:
Chad Lundeen
Vice President of Corporate Development
& Guest Relations: J.P. Paul
Vice President of Sports Medicine/Head
Athletic Trainer: Eric Sugarman
Vice President of Information Technology:
Cheryl Nygaard
Vice President of Social Impact:
Brett Taber
Director of Operations/Team Travel:
Luther Hippe
Director of Video: Bob Marcus
Executive Director of Player Development:
Les Pico
Director of Safety and Security:
Dave Korus
Equipment Manager: Dennis Ryan

**COACHING HISTORY
(516-442-11)**

Records include postseason games
1961-66 Norm Van Brocklin29-51-4
1967-83 Bud Grant.....161-99-5
1984 Les Steckel.....3-13-0
1985 Bud Grant.....7-9-0
1986-91 Jerry Burns.....55-46-0
1992-2001 Dennis Green*.....101-70-0
2001-05 Mike Tice33-34-0
2006-10 Brad Childress**.....40-37-0
2010-13 Leslie Frazier.....21-33-1
2014-20 Mike Zimmer.....66-50-1
**Resigned after 15 games in 2001
**Released after 10 games in 2010*

PAID ATTENDANCE, 2020

Home 0 Away 25,062
Total 25,062
Single-game home record,
67,157 (12/23/19)
Single-season home record,
534,804 (2019)

2021 DRAFT CHOICES

Rd	Name	Pos	College
1	Christian Darrisaw	T	Virginia Tech
3	Kellen Mond	QB	Texas A&M
3	Chazz Surratt	LB	North Carolina
3	Wyatt Davis	G	Ohio St.
3	Patrick Jones	DE	Pittsburgh
4	Kene Nwangwu	RB	Iowa St.
4	Camryn Bynum	DB	California
4	Janarius Robinson	DE	Florida St.
5	Ihmir Smith-Marssette	WR	Iowa
5	Zach Davidson	TE	Central Missouri
6	Jaylen Twyman	DT	Pittsburgh

MINNESOTA VIKINGS

2020 TEAM RECORD

REGULAR SEASON (7-9)

Date	Opponent	Result
Sept. 13	GREEN BAY	L 34-43
Sept. 20	at Indianapolis	L 11-28
Sept. 27	TENNESSEE	L 30-31
Oct. 4	at Houston	W 31-23
Oct. 11	at Seattle	L 26-27
Oct. 18	ATLANTA	L 23-40
Nov. 1	at Green Bay	W 28-22
Nov. 8	DETROIT	W 34-20
Nov. 16	at Chicago	W 19-13
Nov. 22	DALLAS	L 28-31
Nov. 29	CAROLINA	W 28-27
Dec. 6	JACKSONVILLE (OT)	W 27-24
Dec. 13	at Tampa Bay	L 14-26
Dec. 20	CHICAGO	L 27-33
Dec. 25	at New Orleans	L 33-52
Jan. 3	at Detroit	W 37-35

SCORE BY PERIODS

Team	93	82	115	137	3	—	430
Opponents	74	137	128	136	0	—	475

2020 TEAM STATISTICS

	Team	Opp.
Total First Downs	383	366
Rushing	139	136
Passing	212	208
Penalty	32	22
3rd Down: Made/Att	74/181	73/185
3rd Down Pct.	40.9	39.5
4th Down: Made/Att	13/23	17/24
4th Down Pct.	56.5	70.8
Possession Avg.	29:47	30:13
Total Net Yards	6292	6292
Avg. Per Game	393.3	393.3
Total Plays	1023	1036
Avg. Per Play	6.2	6.1
Net Yards Rushing	2283	2151
Avg. Per Game	142.7	134.4
Total Rushes	468	472
Net Yards Passing	4009	4141
Avg. Per Game	250.6	258.8
Sacked/Yards Lost	39/256	23/126
Gross Yards	4265	4267
Att./Completions	516/349	541/358
Completion Pct.	67.6	66.2
Had Intercepted	13	15
Punts/Average	56/43.5	42/45.9
Net Punting Avg.	56/36.7	42/42.4
Penalties/Yards	82/650	83/723
Fumbles/Ball Lost	22/10	17/7
Touchdowns	55	53
Rushing	20	19
Passing	35	30
Returns	0	4

2020 INDIVIDUAL STATISTICS

PASSING	Att	Cmp	Yds	Cmp%	Yds/Att	TD	TD%	Int	Int%	LG	Sk/Lost	Rtng
Cousins	516	349	4265	67.6	8.27	35	6.8	13	2.5	71t	39/256	105.0
Team	516	349	4265	67.6	8.27	35	6.8	13	2.5	71t	39/256	105.0
Opponents	541	358	4267	66.2	7.89	30	5.5	15	2.8	61	23/126	97.0

SCORING	TD				PAT	FG	Saf	Pts
	Tot	Ru	Rec	Rt				
Cook	17	16	1	0			0	108
Thielen	14	0	14	0			0	86
D.Bailey	0	0	0	0	37/43	15/22	0	82
Jefferson	7	0	7	0			0	46
I.Smith	5	0	5	0			0	32
Mattison	3	2	1	0			0	18
Abdullah	2	0	2	0			0	12
Beebe	2	0	2	0			0	12
Boone	1	1	0	0			0	6
Conklin	1	0	1	0			0	6
Cousins	1	1	0	0			0	6
Ham	1	0	1	0			0	6
Rudolph	1	0	1	0			0	6
B.Johnson	0	0	0	0			0	2
Odenigbo	0	0	0	0			1	2
Team	55	20	35	0	37/43	15/22	1	430
Opponents	53	19	30	4	42/46	35/39	2	475

2-Pt Conv: Cook 3, Jefferson 2, B.Johnson, I.Smith, Thielen. Team 8-12. Opponents 3-7.

RUSHING	No.	Yds	Avg	LG	TD
Cook	312	1557	5.0	70t	16
Mattison	96	434	4.5	25	2
Cousins	32	156	4.9	16	1
Boone	11	59	5.4	19	1
Abdullah	8	42	5.3	13	0
Ham	5	18	3.6	10	0
Thielen	3	15	5.0	8	0
Jefferson	1	2	2.0	2	0
Team	468	2283	4.9	70t	20
Opponents	472	2151	4.6	42t	19

RECEIVING	No.	Yds	Avg	LG	TD
Jefferson	88	1400	15.9	71t	7
Thielen	74	925	12.5	51	14
Cook	44	361	8.2	50t	1
I.Smith	30	365	12.2	36	5
Rudolph	28	334	11.9	25	1
Beebe	20	201	10.1	40t	2
Conklin	19	194	10.2	30	1
B.Johnson	14	189	13.5	29	0
Mattison	13	125	9.6	28t	1
Ham	8	97	12.1	30	1
Abdullah	8	58	7.3	22t	2
Boone	2	10	5.0	6	0
Dillon	1	6	6.0	6	0
Team	349	4265	12.2	71t	35
Opponents	358	4267	11.9	61	30

INTERCEPTIONS	No.	Yds	Avg	LG	TD
H.Smith	5	33	6.6	16	0
Wilson	3	23	7.7	16	0
Kendricks	3	0	0.0	0	0
Dantzler	2	0	0.0	0	0
Nickerson	1	5	5.0	5	0
Hand	1	4	4.0	4	0
Team	15	65	4.3	16	0
Opponents	13	177	13.6	43t	1

PUNTING	No.	Yds	Avg	Net Bt	In20	LG	B	
Colquitt	54	2435	45.1	36.7	3	11	59	2
Team	56	2435	43.5	36.7	3	11	59	2
Opponents	42	1929	45.9	42.4	4	18	61	0

PUNT RETURNS	Ret	FC	Yds	Avg	LG	TD
Beebe	9	5	42	4.7	13	0
Osborn	7	6	27	3.9	8	0
Team	16	11	69	4.3	13	0
Opponents	33	11	321	9.7	32	0

KICKOFF RETURNS	No.	Yds	Avg	LG	TD
Abdullah	15	352	23.5	33	0
Osborn	14	303	21.6	38	0
Ham	2	31	15.5	20	0
Beebe	1	19	19.0	19	0
Boone	1	17	17.0	17	0
Team	33	722	21.9	38	0
Opponents	27	670	24.8	104t	1

FIELD GOALS	1-19	20-29	30-39	40-49	50+
D.Bailey	0/0	6/6	3/4	4/7	2/5
Team	0/0	6/6	3/4	4/7	2/5
Opponents	2/2	8/9	8/8	11/12	6/8

SACKS	No.
Ngakoue	5.0
Odenigbo	3.5
Wilson	3.0
Wonnum	3.0
Mata'afa	2.5
J.Johnson	1.5
Davis	1.0
H.Hill	1.0
J.Lynch	1.0
H.Smith	0.5
Stephen	0.5
Watts	0.5
Team	23.0
Opponents	39.0

MINNESOTA VIKINGS

RECORD HOLDERS

INDIVIDUAL RECORDS—CAREER

Category	Name	Performance
Rushing (Yds.)	Adrian Peterson, 2007-16	11,747
Passing (Yds.)	Fran Tarkenton, 1961-66, 1972-78	33,098
Passing (TDs)	Fran Tarkenton, 1961-66, 1972-78	239
Receiving (No.)	Cris Carter, 1990-2001	1,004
Receiving (Yds.)	Cris Carter, 1990-2001	12,383
Interceptions	Paul Krause, 1968-79	53
Punting (Avg.)	Chris Kluwe, 2005-12	44.4
Punt Return (Avg.)	Marcus Sherels, 2010-19	10.5
Kickoff Return (Avg.)	Cordarrelle Patterson, 2013-16	30.4
Field Goals	Fred Cox, 1963-77	282
Touchdowns (Tot.)	Cris Carter, 1990-2001	110
Points	Fred Cox, 1963-77	1,365
*Sacks	John Randle, 1990-2000	114.0

INDIVIDUAL RECORDS—SINGLE SEASON

Category	Name	Performance
Rushing (Yds.)	Adrian Peterson, 2012	2,097
Passing (Yds.)	Daunte Culpepper, 2004	4,717
Passing (TDs)	Daunte Culpepper, 2004	39
Receiving (No.)	Cris Carter, 1994, 1995	122
Receiving (Yds.)	Randy Moss, 2003	1,632
Interceptions	Paul Krause, 1975	10
Punting (Avg.)	Chris Kluwe, 2008	47.6
Punt Return (Avg.)	Marcus Sherels, 2013	15.2
Kickoff Return (Avg.)	Percy Harvin, 2012	35.9
Field Goals	Gary Anderson, 1998	35
	Blair Walsh, 2012	35
Touchdowns (Tot.)	Chuck Foreman, 1975	22
Points	Gary Anderson, 1998	164
*Sacks	Jared Allen, 2011	22.0

INDIVIDUAL RECORDS—SINGLE GAME

Category	Name	Performance
Rushing (Yds.)	Adrian Peterson, 11-4-07	**296
Passing (Yds.)	Tommy Kramer, 11-2-86	490
Passing (TDs)	Joe Kapp, 9-28-69	**7
Receiving (No.)	Rickey Young, 12-16-79	15
Receiving (Yds.)	Sammy White, 11-7-76	210
Interceptions	Many Times	3
	Last time by Darren Sharper, 11-13-05	
Field Goals	Rich Karlis, 11-5-89	7
Touchdowns (Tot.)	Chuck Foreman, 12-20-75	4
	Ahmad Rashad, 9-2-79	4
Points	Chuck Foreman, 12-20-75	24
	Ahmad Rashad, 9-2-79	24
*Sacks	Randy Holloway, 9-16-84	5.0

*Sacks became an official statistic in 1982. **NFL Record

2021 COACHING STAFF

Mike Zimmer, Head Coach

Pro Career: Mike Zimmer enters his eighth season as Vikings Head Coach in 2021. Zimmer was hired as the ninth head coach in Vikings history on Jan. 15, 2014. A veteran defensive coordinator, Zimmer enters his 28th season on an NFL sideline. In 2017, the Vikings ranked second in franchise history in victories (13), trailing only the 15-1 club in 1998. Zimmer has been a part of 14 playoff teams in his NFL tenure and teams that have won eight division titles. Zimmer coached the Cowboys defensive backs when the team won Super Bowl XXX over Pittsburgh after the 1995 season. Zimmer led top-10 defenses for Dallas in both a 4-3 and 3-4 scheme, and in 2003 led the NFL in total defense. In 2008, upon

Zimmer's arrival in Cincinnati, the Bengals notched four top-10 defensive rankings from 2008-13, after only cracking the NFL's top 10 once in the prior 18 seasons. Under Zimmer's direction, 13 defensive players have been selected to the Pro Bowl a total of 31 times, and six different players have posted 10-plus sacks. Career record: 66-50-1.

Background: Played quarterback and later line-backer at Illinois State (1974-77). Coached collegiately at Missouri (1979-80), Weber State (1981-88) and Washington State (1989-93).

Personal: Born June 5, 1956, in Peoria, Ill. Has three children, son Adam and daughters Corri and Marki. Vikki Zimmer, Mike's wife of 27 years, passed away in Cincinnati on Oct. 8, 2009. The

family started the Mike Zimmer Foundation in 2016 to honor his late wife, Vikki. Zimmer earned a degree in physical education from Illinois State.

ASSISTANT COACHES

Imarjaye Albury, assistant defensive line; born May 22, 1993, Miami, Fla. Defensive lineman West Virginia 2012, Florida International 2013-16. No pro playing experience. College coach: Cortland State 2017, Ave Maria 2018, Arkansas 2018-19. Pro coach: Joined Vikings in 2020.

Roy Anderson, assistant defensive backs/safeties; born Oct. 5, 1979, Tallahassee, Fla. Quarterback Howard 1997-2001. No pro playing experience. College coach: LSU 2019.

MINNESOTA VIKINGS

Pro coach: Baltimore Ravens 2009-11, Indianapolis Colts 2012-15, San Francisco 49ers 2016, Chicago Bears 2017-18. Joined Vikings in 2020.

Rick Dennison, offensive line/run game coordinator; born June 22, 1958, Kaispell, Mont. Tight end Colorado State 1976-79. Pro linebacker Denver Broncos 1982-90. Pro coach: Denver Broncos 1995-2009 and 2015-16, Houston Texans 2010-13, Baltimore Ravens 2014, Buffalo Bills 2017, New York Jets 2018. Joined Vikings in 2019.

Ryan Ficken, special teams coordinator; born Feb. 20, 1980, Aurora, Colo. Wide receiver Arizona State 1998-99. No pro playing experience. College coach: UCLA 2004-06. Pro coach: Joined Vikings in 2007.

Paul Guenther, senior defensive assistant; born Nov. 22, 1971, Richboro, Pa. Linebacker Ursinus College 1990-93. No pro playing experience. College coach: Western Maryland 1994-95, Ursinus College 1996, 1997-2001 (head coach), Jacksonville 1997. Pro coach: Washington Redskins 2002-03, Cincinnati Bengals 2005-17, Oakland/Las Vegas Raiders 2018-20. Joined Vikings in 2021.

Josh Hingst, head strength and conditioning; born Dec. 29, 1978, Fremont, Neb. Attended Nebraska. No college or pro playing experience. College coach: Florida State 2003-07. Pro coach: Jacksonville Jaguars 2012, Philadelphia Eagles 2013-20. Joined Vikings in 2021.

Andrew Janocko, quarterbacks; born April 6, 1988, Clearfield, Pa. Quarterback Pittsburgh 2007-10. No pro playing experience. College coach: Rutgers 2011, Mercyhurst 2014. Pro coach: Tampa Bay Buccaneers 2012-13. Joined Vikings in 2015.

Marquis Johnson, assistant strength and conditioning; born Sept. 29, 1985, Houston, Texas. Tight end/defensive end Prairie View A&M 2004-08. No pro playing experience. College coach: Eastern Michigan 2008-10, Tennessee 2016, Houston 2019, Jackson State 2020. Pro coach: San Francisco 49ers 2017-18. Joined Vikings in 2021.

Christian Jones, offensive quality control/assistant wide receivers; born Sept. 21, 1993, Houston, Texas. Wide receiver Northwestern 2011-15. No pro playing experience. College coach: Northwestern 2017, Texas 2018. Pro coach: Joined Vikings in 2019.

Derik Keyes, asst. strength and conditioning; born Sept. 29, 1985, Laurel, Miss. Safety Louisiana-Lafayette 2005-08. No pro playing experience. College coach: Louisiana-Lafayette 2009 and 2011, South Alabama 2010. Pro coach: Houston Texans 2012, Cleveland Browns 2013-16. Joined Vikings in 2017.

Kliint Kubiak, offensive coordinator; born Feb. 17, 1987, Houston, Texas. Defensive back Colorado State 2005-09. No pro playing experience. College coach: Texas A&M 2010-12, Kansas 2015. Pro coach: Minnesota Vikings 2013-14, Denver Broncos 2016-18. Rejoined Vikings in 2019.

Keenan McCardell, wide receivers; born Jan. 6, 1970, Houston, Texas. Wide receiver Nevada-Las Vegas 1988-90. Pro wide receiver Washington Redskins 1991 and 2007, Cleveland Browns 1992-95, Jacksonville Jaguars 1996-2001, Tampa Bay Buccaneers 2002-03, San Diego Chargers 2004-06. College coach: Maryland 2014-16. Pro coach: Washington Redskins 2010-11, Jacksonville Jaguars 2014-17. Joined Vikings in 2021.

Brian Pariani, tight ends; born July 2, 1965, San Francisco, Calif. Attended UCLA. No college or pro playing experience. College coach: UCLA 1989, Syracuse 2005. Pro coach: San Francisco 49ers 1990-94, Denver Broncos 1995-2004, and 2015-16, Houston Texans 2006-13, Baltimore Ravens 2014. Joined Vikings in 2019.

AC Patterson, offensive quality control/assistant running backs; born May 5, 1992, Pullman, Wash. Center Texas-El Paso 2011-12. No pro playing experience. College coach: Texas-El Paso 2013, Portland State 2015-18. Pro coach: Joined Vikings in 2019.

Andre Patterson, assistant head coach/co-defensive coordinator/defensive line; born June 12, 1960, Camden, Ark. Offensive lineman Contra Costa (Calif.) C.C. 1980 and Montana 1981. No pro playing experience. College coach: Montana 1982, Weber State 1988, Western Washington 1989, Cornell 1990-91, Washington State 1992-93, Cal Poly 1994-96, Nevada-Las Vegas 2008-09, Texas-El Paso 2010-12, Florida International 2013. Pro coach: New England Patriots 1997, Minnesota Vikings 1998-99, Dallas Cowboys 2000-02, Cleveland Browns 2003-04, Denver Broncos 2005-06. Rejoined Vikings in 2014.

Kennedy Polamalu, running backs; born Nov. 22, 1963, Pago Pago, American Samoa. Fullback/linebacker Southern California 1982-85. No pro playing experience. College coach: UCLA 1992-93, San Diego State 1994-96 and 1999, Colorado 1997-98, Southern California 2000-03, 2010-16. Pro coach: Cleveland Browns 2004, Jacksonville Jaguars 2005-09. Joined Vikings in 2017.

Phil Rauscher, assistant offensive line; born June 2, 1985, Carlsbad, Calif. Offensive lineman UCLA 2003-05. No pro playing experience. College coach: UCLA 2006-09, Dixie State 2010, Utah 2011, Hawaii 2012, Cal Lutheran 2014. Pro coach: Denver Broncos 2015-17, Washington Redskins 2018-19. Joined Vikings in 2020.

Karl Scott, defensive backs; born May 2, 1985, Houston, Texas. Defensive back McMurry University 2003-06. No pro playing experience. College coach: Delta State 2007, Tusculum 2008-11, Southeastern Louisiana 2012-14, Louisiana Tech 2015, Texas Tech 2016-17, Alabama 2018-20. Pro coach: Joined Vikings in 2021.

Sam Siefkes, defensive quality control/assistant linebackers; born Aug. 26, 1991, Oconomowoc, Wis. Attended Wisconsin-La Crosse and Wisconsin. No college or pro playing experience. College coach: Wisconsin-La Crosse 2012-14, Florida International 2014, Wisconsin 2015, Wisconsin-Platteville 2016-17, Wofford College 2018-20. Pro coach: Joined Vikings in 2021.

Robert Steeples, assistant special teams; born Nov. 27, 1989, St. Louis, Mo. Defensive back Missouri 2009-11 and Memphis 2012. Pro cornerback Minnesota Vikings 2013. Pro coach: Joined Vikings in 2021.

Joshua Woods, assistant strength and conditioning/sports science; born Dec. 15, 1990, Spartanburg, S.C. Cornerback South Carolina 2009-12. No pro playing experience. College coach: Southern Mississippi 2015-16, North Texas 2016-19, North Carolina-Charlotte 2019, Howard 2021. Pro coach: Miami Dolphins 2014-15. Joined Vikings in 2021.

Adam Zimmer, co-defensive coordinator/linebackers; born Jan. 13, 1984, Ogden, Utah. Safety Trinity 2002-05. No pro playing experience. Pro coach: New Orleans Saints 2006-09, Kansas City Chiefs 2010-12, Cincinnati Bengals 2013. Joined Vikings in 2014.

MINNESOTA VIKINGS

2021 VETERAN ROSTER

No.	Name	Pos.	Ht.	Wt.	Birthdate	NFL		College	Hometown	How Acq.	'20 Games/ Starts
						Exp.					
31	Abdullah, Ameer	RB	5-9	203	6/13/93	7		Nebraska	Homewood, Ala.	W(Det)-18	16/0
24	Alexander, Mackensie	CB	5-10	192	11/12/93	6		Clemson	Immokalee, Fla.	FA-'21	13/10*
65	Bailey, Zack	OL	6-5	299	11/8/95	3		South Carolina	Summerville, S.C.	PS-'20	0*
34	Bargas, Jake	FB	6-2	250	11/28/96	2		North Carolina	Boca Raton, Fla.	UDFA-'20	1/0
55	Barr, Anthony	LB	6-5	255	3/18/92	8		UCLA	San Pedro, Calif.	D1a-'14	2/2
12	Beebe, Chad	WR	5-10	183	6/1/94	4		Northern Illinois	Aurora, Ill.	UDFA-'18	14/0
29	Boyd, Kris	CB	5-11	200	9/12/96	3		Texas	Gilmer, Texas	D7a-'19	10/5
56	Bradbury, Garrett	C	6-3	305	6/20/95	3		North Carolina State	Charlotte, N.C.	D1-'19	16/16
58	Braiford, Jordan	DE	6-3	252	10/9/95	3		Oklahoma State	Tulsa, Okla.	PS(Was)-'20	5/0
85	Chisena, Dan	WR	6-3	202	2/25/97	2		Penn State	Downington, Pa.	UDFA-'20	14/0
72	Cleveland, Ezra	G	6-6	311	5/8/98	2		Boise State	Spanaway, Wash.	D2-'20	13/9
52	Cole, Mason	OL	6-5	292	3/28/96	4		Michigan	Tarpon Springs, Fla.	T(Arz)-'21	14/14*
2	Colquitt, Britton	P	6-3	210	3/20/85	12		Tennessee	Knoxville, Tenn.	FA-'19	16/0
83	Conklin, Tyler	TE	6-3	254	7/30/95	4		Central Michigan	Chesterfield, Mich.	D5a-'18	16/2
57	Connelly, Ryan	LB	6-2	236	10/23/95	3		Wisconsin	Eden Prairie, Minn.	W-'20	14/0
33	Cook, Dalvin	RB	5-10	210	8/10/95	5		Florida State	Miami, Fla.	D2-'17	14/14
8	Cousins, Kirk	QB	6-3	202	8/19/88	10		Michigan State	Holland, Mich.	FA-'18	16/16
27	Dantzler, Cameron	CB	6-2	188	9/3/98	2		Mississippi State	Hammond, La.	D3a-'20	11/10
42	DePaola, Andrew	LS	6-1	220	7/28/87	7		Rutgers	Parkton, Md.	FA-'20	7/0
86	Dillon, Brandon	TE	6-5	250	4/30/97	2		Marian	Flora, Ind.	UDFA-'19	3/0
46	Dorn, Myles	S	6-2	205	6/25/98	2		North Carolina	Charlotte, N.C.	UDFA-'20	0*
78	Dozier, Dakota	G	6-4	312	4/30/91	8		Furman	West Columbia, S.C.	FA-'19	16/16
45	Dye, Troy	LB	6-3	231	9/18/96	2		Oregon	Norco, Calif.	D4c-'20	11/5
20	Gladney, Jeff	CB	5-10	191	12/12/96	2		TCU	New Boston, Texas	D1b-'20	16/15
30	Ham, C.J.	FB	5-11	235	7/22/93	6		Augustana	Duluth, Minn.	UDFA-'16	15/11
38	Hand, Harrison	CB	5-11	197	11/12/98	2		Temple	Cherry Hill, N.J.	D5a-'20	14/1
69	Hill, Rashod	T	6-6	313	1/12/92	6		Southern Mississippi	Jacksonville, Fla.	PS(Jax)-'16	16/1
68	Hinton, Kyle	G	6-2	295	2/27/98	2		Washburn	Peoria, Ariz.	D7d-'20	0*
90	Holmes, Jaly	DE	6-5	283	1/25/96	4		Ohio State	Norfolk, Va.	D4-'18	14/9
99	Hunter, Danielle	DE	6-5	252	10/29/94	7		LSU	Katy, Texas	D3-'15	0*
18	Jefferson, Justin	WR	6-1	202	6/16/99	2		LSU	St. Rose, La.	D1a-'20	16/14
81	Johnson, Bisi	WR	6-0	204	3/17/97	3		Colorado State	Lakewood, Colo.	D7c-'19	16/3
1	Joseph, Greg	K	6-0	210	8/4/94	4		Florida Atlantic	Boca Raton, Fla.	FA-'21	0*
54	Kendricks, Eric	LB	6-0	232	2/29/92	7		UCLA	Fresno, Calif.	D2-'15	11/11
35	Kirk, Luther	S	6-2	195	11/7/96	2		Illinois State	Garland, Texas	PS-'20	0*
48	Lynch, Blake	LB	6-3	225	2/14/97	2		Baylor	Gilmer, Texas	UDFA-'20	4/1
92	Lynch, James	DT	6-4	289	1/20/99	2		Baylor	Round Rock, Texas	D4b-'20	9/0
37	Mabin, Dylan	CB	6-1	195	9/14/97	2		Fordham	Macedonia, Ohio	PS(LV)-'20	3/0
50	Mata'afa, Hercules	DE	6-2	254	9/18/95	4		Washington State	Lahaina, Hawaii	UDFA-'18	13/1
25	Mattison, Alexander	RB	5-11	220	6/19/98	3		Boise State	San Bernardino, Calif.	D3-'19	13/2
44	Metellus, Josh	S	5-11	209	1/21/98	2		Michigan	Pembroke Pines, Fla.	D6b-'20	15/0
39	Nickerson, Parry	CB	5-10	182	10/11/94	4		Tulane	Algiers, La.	FA-'21	1/0*
75	O'Neill, Brian	T	6-7	297	9/15/95	4		Pittsburgh	Wilmington, Del.	D2-'18	16/16
17	Osborn, K.J.	WR	5-11	203	6/10/97	2		Miami	Ypsilanti, Mich.	D5b-'20	9/0
7	Peterson, Patrick	CB	6-1	203	7/11/90	11		LSU	Fort Lauderdale, Fla.	FA-'21	16/16*
97	Pierce, Michael	DT	6-0	340	11/6/92	6		Samford	Daphne, Ala.	FA-'20	0*
73	Samia, Dru	G	6-5	308	8/22/97	3		Oklahoma	West Sacramento, Calif.	D4-'19	13/4
84	Smith Jr., Irv	TE	6-2	242	8/9/98	3		Alabama	New Orleans, La.	D2-'19	13/7
32	Smith, Cameron	LB	6-2	235	3/26/97	3		Southern California	Granite Bay, Calif.	D5-'19	0*
22	Smith, Harrison	S	6-2	214	2/2/89	10		Notre Dame	Knoxville, Tenn.	D1b-'12	16/16
19	Thielen, Adam	WR	6-2	200	8/22/90	8		Minnesota State	Detroit Lakes, Minn.	UDFA-'13	15/15
94	Tomlinson, Dalvin	DT	6-3	319	8/20/93	5		Alabama	McDonough, Ga.	FA-'21	16/16*
74	Udoh, Oluisaemeka	T	6-6	325	2/14/97	3		Elon	Fayetteville, N.C.	D6c-'19	6/0
59	Vigil, Nick	LB	6-2	235	8/20/93	6		Utah State	Plain City, Utah	FA-'21	15/2*
96	Watts, Armon	DT	6-5	295	7/22/96	3		Arkansas	St. Louis, Mo.	D6a-'19	16/0
91	Weatherly, Stephen	DE	6-5	265	3/19/94	6		Vanderbilt	Snellville, Ga.	FA-'21	9/9*
79	Willekes, Kenny	DE	6-3	264	7/22/97	2		Michigan State	Rockford, Mich.	D7a-'20	0*
98	Wonnum, D.J.	DE	6-5	258	10/31/97	2		South Carolina	Stone Mountain, Ga.	D4a-'20	14/2
23	Woods, Xavier	S	5-11	212	7/26/95	5		Louisiana Tech	West Monroe, La.	FA-'21	15/15*

MINNESOTA VIKINGS

* Alexander played 13 games with Cincinnati; Bailey spent '20 season on Tampa Bay and Minnesota practice squads; Cole played 14 games with Arizona; Dorn missed '20 season because of injury; Hinton was inactive for one game with Minnesota; Joseph last active with Tennessee in '19; Kirk active for one game with Minnesota in '20; Nickerson played one game with Green Bay; Peterson played 16 games with Arizona; Pierce opted out of '20 season; Smith missed '20 season because of injury; Tomlinson played 16 games with New York Giants; Vigil played 15 games with Los Angeles Chargers; Weatherly played nine games with Carolina; Willekes missed '20 season because of injury; Woods played 15 games with Dallas.

Traded: DE Yannick Ngakoue (six games in '20) to Baltimore.

Players lost through free agency (four): S Anthony Harris (PHI, 16); DT Jaleel Johnson (HOU, 16); LB Hardy Nickerson (HOU, 14); LB Eric Wilson (PHI, 16).

Also played with Vikings in '20—DT Abdullah Anderson (one game), Dan Bailey (16 games), RB Mike Boone (16), Austin Cutting (nine), Todd Davis (11), Pat Elflein (one), Mark Fields (two), Tae Hayes (one), Hale Hentges (one), Holton Hill (four), George Iloka (four), Brett Jones (15), Chris Jones (8), Nate Meadors (one), DE Ifeadi Odenigbo (15), T Riley Reiff (15), Curtis Riley (two), TE Kyle Rudolph (12), Tajae Sharpe (four), DT Shamar Stephen (16), Cordrea Tankersley (two), Eddie Yarbrough (four).

FIRST-YEAR ROSTER

Name	Pos.	Ht.	Wt.	Birthdate	College	Hometown	How Acq.
Bernard, Turner	LS	6-1	230	8/14/98	San Diego State	Glendale, Ariz.	FA
Borland, Tuf	LB	6-1	234	3/23/98	Ohio State	Bolingbrook, Ill.	FA
Brandel, Blake (1)	T	6-7	307	1/23/97	Oregon State	Milwaukie, Ore.	D6a-'20
Browning, Jake (1)	QB	6-2	210	4/11/96	Washington	Folsom, Calif.	FA-'19
Bynum, Camryn	S	6-0	196	7/19/98	California	Corona, Calif.	D4b
Cabral, Cohl (1)	C	6-5	300	2/11/98	Arizona State	Rancho Cucamonga, Calif.	W(Hou)
Darrisaw, Christian	T	6-5	314	6/2/99	Virginia Tech	Upper Marlboro, Md.	D1
Davidson, Zach	TE	6-7	245	7/15/98	Central Missouri	Web City, Mo.	D5b
Davis, Wyatt	G	6-4	315	2/17/99	Ohio State	Bellflower, Calif.	D3c
Elliss, Christian	LB	6-3	233	1/2/99	Idaho	Highlands Ranch, Colo.	FA
Johnson, Zeandae	DT	6-4	290	6/15/97	California	Fresno, Calif.	FA
Jones II, Patrick	DE	6-4	261	9/29/98	Pittsburgh	Chesapeake, Va.	D3d
Ksiezarczyk, Evin (1)	T	6-6	311	6/8/97	Buffalo	West Seneca, N.Y.	FA
Mitchell, Myron	WR	6-1	180	6/17/98	Alabama-Birmingham	Jasper, Ala.	FA
Mond, Kellen	QB	6-3	211	6/22/99	Texas A&M	San Antonio, Texas	D3a
Nwangwu, Kene	RB	6-1	210	2/9/98	Iowa State	Frisco, Texas	D4a
Patterson, Riley	K	6-0	190	9/7/98	Memphis	Edwardsville, Ill.	FA
Philyor, Whop	WR	5-11	180	1/31/98	Indiana	Tampa, Fla.	FA
Proehl, Blake	WR	6-1	186	1/12/99	East Carolina	Charlotte, N.C.	FA
Robinson, Janarius	DE	6-5	235	5/4/98	Florida State	Panama City, Fla.	D4c
Rose, A.J.	RB	6-1	214	10/14/97	Kentucky	Cleveland, Ohio	FA
Scott, Jordon	DT	6-1	311	10/25/98	Oregon	Largo, Fla.	FA
Smith-Marssette, Ihmir	WR	6-1	181	8/29/99	Iowa	Newark, N.J.	D5a
Stanley, Nate (1)	QB	6-4	235	8/26/97	Iowa	Menomonie, Wis.	D7b-'20
Surratt, Chazz	LB	6-2	229	2/16/97	North Carolina	Denver, N.C.	D3b
Twyman, Jalen	DT	6-2	301	7/19/99	Pittsburgh	Washington, D.C.	D6a
Von Rosenberg, Zach	P	6-5	245	9/24/90	LSU	Zachary, La.	FA
Zylstra, Shane	TE	6-4	230	11/16/96	Minnesota State	Spicer, Minn.	FA

The term **NFL Rookie** is defined as a player who is in his first season of professional football and has not been on the roster of another professional football team for any regular-season or postseason games. A **Rookie** is designated by an "R" on NFL rosters. Players who have been active in another professional football league or players who have NFL experience, including either preseason training camp or being on an Active List or Inactive List, or on Reserve/Injured or Reserve/Physically Unable to Perform for fewer than six regular-season games, are termed **NFL First-Year Players**. An **NFL First-Year Player** is designated by a "1" on NFL rosters. Thereafter, a player is credited with an additional year of experience for each season in which he accumulates six games on the Active List or Inactive List, or on Reserve/Injured or Reserve/Physically Unable to Perform.

Log on to www.vikings.com for an up-to-date roster.

NEW ORLEANS SAINTS



**National Football Conference
South Division**

Ochsner Sports Performance Center
5800 Airline Drive
Metairie, LA 70003
Telephone: (504) 733-0255

Team Colors: Old Gold, Black and White

2021 SCHEDULE

PRESEASON

Aug. 14 at Baltimore 6:00 PM
Aug. 23 **Jacksonville** 7:00 PM
Aug. 28 **Arizona** 7:00 PM

REGULAR SEASON

Sept. 12 **Green Bay** 3:25 PM
Sept. 19 at Carolina 12:00 PM
Sept. 26 at New England 12:00 PM
Oct. 3 **N.Y. Giants** 12:00 PM
Oct. 10 at Washington 12:00 PM
BYE
Oct. 25 at Seattle (Mon) 7:15 PM
Oct. 31 **Tampa Bay** 3:25 PM
Nov. 7 **Atlanta** 12:00 PM
Nov. 14 at Tennessee 12:00 PM
Nov. 21 at Philadelphia 12:00 PM
Nov. 25 **Buffalo** (Thanksgiving) ... 7:20 PM
Dec. 2 **Dallas** (Thu) 7:20 PM
Dec. 12 at N.Y. Jets 12:00 PM
Dec. 19 at Tampa Bay 7:20 PM
Dec. 27 **Miami** (Mon) 7:15 PM
Jan. 2 **Carolina** 12:00 PM
Jan. 9 at Atlanta 12:00 PM

* All times CT; Sunday night games in
Weeks 5-17 subject to change

Stadium: Mercedes-Benz Superdome
1500 Poydras Street
New Orleans, LA 70112

Opened: 1975
Capacity: 73,000
Playing Surface: Turf Nation-S5

Training Camp:

Ochsner Sports
Performance Center
5800 Airline Dr.
Metairie, LA 70003

CLUB OFFICIALS

Owner: Gayle Benson
President: Dennis Lauscha
Executive Vice President/General
Manager: Mickey Loomis
Senior Vice President of Communications:
Greg Bensel
Senior Vice President/Chief Operating
Officer: Ben Hales
Senior Vice President/Chief Financial
Officer: Ed Lang
Senior Vice President/General Counsel:
Vicky Neumeyer
Senior Vice President of Sales:
Mike Stanfield
VP/Assistant General Manager/College
Personnel: Jeff Ireland
Vice President of Football Administration:
Khari Harley
Director of Pro Personnel:
Michael Parenton
Football Research & Strategy:
Ryan Herman
Pro Scouts: Ryan Powell, Justin Matthews
Assistant College Scouting Director:
Cody Rager
Senior College Scouting Analyst:
Scott Campbell
National Scouts: Mike Baugh, Terry
Wooden
Area Scouts: Casey Talley, Joey Vitt Jr.,
Mike DiJulio, Paul Zimmer, C.J. Leak
Combine Scout: Matt Phillips
Director of Operations: Derek Stannos
Executive Assistant to the GM/EVP:
Debbie Gallagher
Scouting Coordinator: Will Martinez
Scouting Assistants: Isaiah Macklin, Harry
Piper
Equipment Manager: John Baumgartner
Assistant Equipment Manager:
Corey Gaudet
Equipment Assistant: Joel Gastright
Director of Sports Medicine: Beau Lowery
Head Athletic Trainer: Shone Gipson
Assistant Head Athletic Trainer:
Ben Stollberg
Director of Rehabilitation: Jonathan Gress
Assistant Athletic Trainer: Kevin Mangum,
Video Director: Dave Desposito
Assistant Video Director: Joe Alley
Video Assistants: Ben Martinez, Tim
Youngblood
Vice President of Player Engagement:
Fred McAfee
Director of Security: Danny Lawless
Executive Director of Football
Communications: Doug Miller
Director of Football Communications:
Justin Macione
Football Communications Manager:
Evan Meyers
Alumni/Legends Development
Coordinator: Dan Simmons
Vice President of Production:
Shaneika Dabney-Henry
Vice President of Digital Media:
Doug Tatum
Director of Photography:
Michael C. Hebert
Senior Director of IT Security &
Administration: Jeff Huffman
IT Director: Jody Barbier
Facilities Director: Terry Ashburn
Executive Administrative Director:
Jay Romig

COACHING HISTORY

(397-455-5)
Records include postseason games
1967-70 Tom Fears* 13-34-2
1970-72 J.D. Roberts 7-25-3
1973-75 John North** 11-23-0
1975 Ernie Hefferle 1-7-0
1976-77 Hank Stram 7-21-0
1978-80 Dick Nolan*** 15-29-0
1980 Dick Stanfel 1-3-0
1981-85 O.A. (Bum) Phillips**** 27-42-0
1985 Wade Phillips 1-3-0
1986-96 Jim Mora# 93-78-0
1996 Rick Venturi 1-7-0
1997-99 Mike Ditka 15-33-0
2000-05 Jim Haslett 46-52-0
2006-11 Sean Payton 67-37-0
2012 Aaron Kromer### 2-4-0
2012 Joe Vitt### 5-5-0
2013-20 Sean Payton 85-52-0
* Released after seven games in 1970
** Released after six games in 1975
*** Released after 12 games in 1980
**** Resigned after 12 games in 1985
Resigned after eight games in 1996
Interim head coach first six games in 2012
Interim head coach final 10 games in 2012

PAID ATTENDANCE, 2020

Home 29,782 Away 20,545
Total 50,327
Single-game home record,
73,085 (12/26/11)
Single-season home record,
573,876 (2008)

2021 DRAFT CHOICES

Rd	Name	Pos.	College
1	Payton Turner	DE	Houston
2	Pete Werner	LB	Ohio St.
3	Paulson Adebo	DB	Stanford
4	Ian Book	QB	Notre Dame
6	Landon Young	T	Kentucky
7	Kawaan Baker	WR	South Alabama

NEW ORLEANS SAINTS

2020 TEAM RECORD

REGULAR SEASON (12-4)

Date	Opponent	Result
Sept. 13	TAMPA BAY	W 34-23
Sept. 21	at Las Vegas	L 24-34
Sept. 27	GREEN BAY	L 30-37
Oct. 4	at Detroit	W 35-29
Oct. 12	L.A. CHARGERS (OT)	W 30-27
Oct. 25	CAROLINA	W 27-24
Nov. 1	at Chicago (OT)	W 26-23
Nov. 8	at Tampa Bay	W 38-3
Nov. 15	SAN FRANCISCO	W 27-13
Nov. 22	ATLANTA	W 24-9
Nov. 29	at Denver	W 31-3
Dec. 6	at Atlanta	W 21-16
Dec. 13	at Philadelphia	L 21-24
Dec. 20	KANSAS CITY	L 29-32
Dec. 25	MINNESOTA	W 52-33
Jan. 3	at Carolina	W 33-7

POSTSEASON (1-1)

Jan. 10	CHICAGO	W 21-9
Jan. 17	TAMPA BAY	L 20-30

SCORE BY PERIODS

Team	82	176	94	124	6	—	482
Opponents	70	111	68	88	0	—	337

2020 TEAM STATISTICS

	Team	Opp.
Total First Downs	367	320
Rushing	147	85
Passing	199	185
Penalty	21	50
3rd Down: Made/Att	93/208	79/207
3rd Down Pct.	44.7	38.2
4th Down: Made/Att	11/16	16/30
4th Down Pct.	68.8	53.3
Possession Avg.	31:43	28:17
Total Net Yards	6023	4974
Avg. Per Game	376.4	310.9
Total Plays	1045	992
Avg. Per Play	5.8	5.0
Net Yards Rushing	2265	1502
Avg. Per Game	141.6	93.9
Total Rushes	494	390
Net Yards Passing	3758	3472
Avg. Per Game	234.9	217.0
Sacked/Yards Lost	29/187	45/287
Gross Yards	3945	3759
Att./Completions	522/370	557/333
Completion Pct.	70.9	59.8
Had Intercepted	8	18
Punts/Average	62/43.1	66/46.5
Net Punting Avg.	62/41.7	66/39.5
Penalties/Yards	98/1005	64/517
Fumbles/Ball Lost	27/9	17/8
Touchdowns	59	39
Rushing	30	11
Passing	28	28
Returns	1	0

2020 INDIVIDUAL STATISTICS

PASSING	Att	Cmp	Yds	Cmp%	Yds/Att	TD	TD%	Int	Int%	LG	Sk/Lost	Rtng
Brees	390	275	2942	70.5	7.54	24	6.2	6	1.5	52t	13/89	106.4
T.Hill	121	88	928	72.7	7.67	4	3.3	2	1.7	44	14/87	98.8
Winston	11	7	75	63.6	6.82	0	0.0	0	0.0	19	2/11	83.5
Team	522	370	3945	70.9	7.56	28	5.4	8	1.5	52t	29/187	104.1
Opponents	557	333	3759	59.8	6.75	28	5.0	18	3.2	74t	45/287	83.3

TD TD TD TD

SCORING	Tot	Ru	Rec	Rt	PAT	FG	Saf	Pts
Kamara	21	16	5	0				0 126
Lutz	0	0	0	0	57/58	23/28		0 126
T.Hill	9	8	1	0				0 54
Cook	7	0	7	0				0 42
Murray	5	4	1	0				0 30
Sanders	5	0	5	0				0 30
Smith	4	0	4	0				0 24
Brees	2	2	0	0				0 12
Carr	1	0	1	0				0 6
Harris	1	0	1	0				0 6
J.Hill	1	0	1	0				0 6
Humphrey	1	0	1	0				0 6
J.Jenkins	1	0	0	1				0 6
Trautman	1	0	1	0				0 6
Team	59	30	28	1	157/58	23/28		1 482
Opponents	39	11	28	0	33/35	22/26		0 337

RUSHING

	No.	Yds	Avg	LG	TD
Kamara	187	932	5.0	49	16
Murray	146	656	4.5	36t	4
T.Hill	87	457	5.3	43	8
Montgomery	19	101	5.3	36	0
Harris	6	51	8.5	23	0
Burton	7	18	2.6	7	0
D.Washington	8	15	1.9	5	0
Lewis	2	14	7.0	16	0
Jones	3	13	4.3	6	0
Sanders	1	12	12.0	12	0
Smith	1	3	3.0	3	0
Thomas	1	1	1.0	1	0
Brees	18	-2	-1	3	2
Winston	8	-6	-0.8	3	0
Team	494	2265	4.6	49	30
Opponents	390	1502	3.9	82t	11

RECEIVING

	No.	Yds	Avg	LG	TD
Kamara	83	756	9.1	52t	5
Sanders	61	726	11.9	51	5
Thomas	40	438	11.0	24	0
Cook	37	504	13.6	46	7
Smith	34	448	13.2	31	4
Murray	23	176	7.7	25	1
Callaway	21	213	10.1	27	0
Harris	20	186	9.3	40	1
Trautman	15	171	11.4	41	1
T.Hill	8	98	12.3	21	1
J.Hill	8	46	5.8	16	1
Johnson	4	39	9.8	19	0
Burton	4	28	7.0	12	0
Humphrey	3	46	15.3	17t	1
Carr	3	27	9.0	11t	1
Montgomery	3	27	9.0	17	0
Fowler	2	11	5.5	7	0
Lewis	1	5	5.0	5	0
Team	370	3945	10.7	52t	28
Opponents	333	3759	11.3	74t	28

INTERCEPTIONS

	No.	Yds	Avg	LG	TD
M.Jenkins	3	58	19.3	48	0
J.Jenkins	3	53	17.7	36t	1
M.Williams	3	37	12.3	20	0
Lattimore	2	13	6.5	13	0
Robinson	2	0	0.0	0	0
P.Williams	1	30	30.0	30	0
Gardner-Johnson	1	3	3.0	3	0
Onyemata	1	3	3.0	3	0
Haley	1	0	0.0	0	0
Crawley	1	-1	-1.0	-1	0
Team	18	196	10.9	48	1
Opponents	8	96	12.0	39	0

PUNTING

	No.	Yds	Avg	Net	TB	In20	LG	B
Morstead	62	2674	43.1	41.7	2	23	58	0
Team	62	2674	43.1	41.7	2	23	58	0
Opponents	66	3068	46.5	39.5	3	13	61	0

PUNT

RETURNS	Ret	FC	Yds	Avg	LG	TD
Harris	17	5	207	12.2	42	0
Callaway	11	5	122	11.1	19	0
Lewis	9	7	69	7.7	17	0
Carr	1	1	1	1.0	1	0
Kamara	1	0	0	0.0	0	0
Team	39	18	399	10.2	42	0
Opponents	20	29	46	2.3	12	0

KICKOFF

RETURNS	No.	Yds	Avg	LG	TD
Harris	16	436	27.3	75	0
Callaway	4	94	23.5	29	0
Lewis	3	89	29.7	34	0
Kamara	2	44	22.0	31	0
Montgomery	2	57	28.5	33	0
D.Washington	2	31	15.5	17	0
Burton	1	10	10.0	10	0
Team	30	761	25.4	75	0
Opponents	22	379	17.2	32	0

FIELD

GOALS	1-19	20-29	30-39	40-49	50+
Lutz	0/0	5/6	10/10	7/9	1/3
Team	0/0	5/6	10/10	7/9	1/3
Opponents	0/0	5/6	4/4	6/6	7/10

SACKS

	No.
Hendrickson	13.5
Jordan	7.5
Onyemata	6.5
Granderson	5.0
Davis	4.0
M. Jenkins	2.5
Davenport	1.5
Rankins	1.5
Brown	1.0
Gardner-Johnson	1.0
(Team)	1.0
Team	45.0
Opponents	29.0

NEW ORLEANS SAINTS

RECORD HOLDERS

INDIVIDUAL RECORDS—CAREER

Category	Name	Performance
Rushing (Yds.)	Deuce McAllister, 2001-09	6,096
Passing (Yds.)	Drew Brees, 2006-20	68,010
Passing (TDs)	Drew Brees, 2006-20	491
Receiving (No.)	Marques Colston, 2006-15	711
Receiving (Yds.)	Marques Colston, 2006-15	9,759
Interceptions	Dave Waymer, 1980-89	37
Punting (Avg.)	Thomas Morstead, 2009-20	46.5
Punt Return (Avg.)	Mel Gray, 1986-88	13.4
Kickoff Return (Avg.)	Walt Roberts, 1967	26.3
Field Goals	Morten Andersen, 1982-94	302
Touchdowns (Tot.)	Marques Colston, 2006-15	72
Points	Morten Andersen, 1982-94	1,318
*Sacks	Rickey Jackson, 1981-93	115.0

INDIVIDUAL RECORDS—SINGLE SEASON

Category	Name	Performance
Rushing (Yds.)	George Rogers, 1981	1,674
Passing (Yds.)	Drew Brees, 2011	5,476
Passing (TDs)	Drew Brees, 2011	46
Receiving (No.)	Michael Thomas, 2019	**149
Receiving (Yds.)	Michael Thomas, 2019	1,725
Interceptions	Dave Whitsell, 1967	10
Punting (Avg.)	Thomas Morstead, 2012	50.1
Punt Return (Avg.)	Mel Gray, 1987	14.7
Kickoff Return (Avg.)	John Gilliam, 1967	30.1
Field Goals	Wil Lutz, 2019	32
Touchdowns (Tot.)	Alvin Kamara, 2020	21
Points	John Kasay, 2011	147
*Sacks	Pat Swilling, 1991	17.0
	La'Roi Glover, 2000	17.0

INDIVIDUAL RECORDS—SINGLE GAME

Category	Name	Performance
Rushing (Yds.)	George Rogers, 9-4-83	206
Passing (Yds.)	Drew Brees, 11-19-06	510
Passing (TDs)	Drew Brees, 11-1-15	**7
Receiving (No.)	Michael Thomas, 9-9-18	16
Receiving (Yds.)	Michael Thomas, 11-4-18	211
Interceptions	Tommy Myers, 9-3-78	3
	Dave Waymer, 10-6-85	3
	Reggie Sulton, 10-18-87	3
	Gene Atkins, 12-22-91	3
	Sammy Knight, 9-9-01	3
Field Goals	Many times	5
	Last time by John Carney, 9-26-04	
Touchdowns (Tot.)	Alvin Kamara, 12-25-20	**6
Points	Alvin Kamara, 12-25-20	**36
*Sacks	Many times	4.0
	Last time by Cameron Jordan, 11-28-19	

*Sacks became an official statistic in 1982. **NFL Record

2021 COACHING STAFF

Sean Payton, Head Coach

Pro Career: Named the 14th head coach in Saints history on Jan. 18, 2006, and has led the team to nine playoff appearances, seven NFC South titles, three NFC Championship berths and the Super Bowl XLIV title. Earned unanimous NFL Coach of the Year honors in his first season in 2006 and received the same honors from several outlets in 2009. Considered one of the NFL's brightest offensive minds, Payton has had the Saints ranked among the league's top 10 offenses each season from 2006-19, including finishing first in the NFL six times and

putting up an NFL-record 7,474 net yards in 2011. Defensively, the club has ranked fourth in the league in 2010, 2013 and 2020. With the Dallas Cowboys (2003-05), served as the assistant head coach/passing game coordinator in 2005 after spending his first two seasons as assistant head coach/quarterbacks. Coached four years with the New York Giants (1999-2002), the last three seasons as offensive coordinator, and was quarterbacks coach for the Philadelphia Eagles (1997-98). Career record: 152-89.

Background: Earned a degree in communications at Eastern Illinois, where he departed with a school-

record 10,665 passing yards, then the third-highest total in NCAA Division I-AA history. A three-time All-American, Payton had brief playing stops with Chicago of the Arena League, the CFL's Ottawa Rough Riders and the Chicago Bears in 1987. Payton coached collegiately at San Diego State (1988-89 and 1992-93), Indiana State (1990-91), Miami (Ohio) (1994-95) and Illinois (1996).

Personal: Born Dec. 29, 1963 in San Mateo, Calif., and raised in Naperville, Ill. He has a daughter, Meghan, and a son, Connor.

NEW ORLEANS SAINTS

ASSISTANT COACHES

Dennis Allen, defensive coordinator; born Sept. 22, 1972, Atlanta, Ga. Safety Texas A&M 1992-95. No pro playing experience. College coach: Texas A&M 1996-99, Tulsa 2000-01. Pro coach: Atlanta Falcons 2002-05, New Orleans Saints 2006-10, Denver Broncos 2011, Oakland Raiders 2012-14 (head coach). Rejoined Saints in 2015.

Charles Byrd, assistant strength and conditioning; born June 24, 1981, Oxford, Ohio. Defensive back Morehead State 2001-04. Pro defensive back Las Vegas Gladiators (AFL) 2006. College coach: Miami (Ohio) 2006-07. Pro coach: Joined Saints in 2008.

Pete Carmichael, offensive coordinator; born Oct. 6, 1971, Framingham, Mass. Attended Boston College. No college or pro playing experience. College coach: New Hampshire 1994, Louisiana Tech 1995-99. Pro coach: Cleveland Browns 2000, Washington Redskins 2001, San Diego Chargers 2002-05. Joined Saints in 2006.

Jim Chaney, offensive analyst; born Jan. 12, 1962, Holden, Mo. Nose guard Central Missouri State 1980-83. No pro playing experience. College coach: Cal State Fullerton 1985-92, Wyoming 1993-96, Purdue 1997-2005, Tennessee 2009-12, Arkansas 2013-14, Pittsburgh 2015, Georgia, 2016-18, Tennessee 2019-20. Pro coach: St. Louis Rams 2006-08. Joined Saints in 2021.

Ronald Curry, quarterbacks; born May 28, 1979, Hampton, Va. Wide receiver North Carolina 1998-2001. Pro wide receiver Oakland Raiders 2002-08. Pro coach: San Francisco 49ers 2013-15, Joined Saints in 2016.

Dan Dalrymple, head strength and conditioning; born Aug. 26, 1965, Cleveland, Ohio. Offensive lineman Miami (Ohio) 1983-86. No pro playing experience. College coach: Miami (Ohio) 1987-2005. Pro coach: Joined Saints in 2006.

Declan Doyle, offensive assistant; born March 6, 1996, Iowa City, Iowa. Attended Iowa Western C.C. and Iowa. No college or pro playing experience. College coach: Iowa 2016-18. Pro coach: Joined Saints in 2019.

Phil Galiano, assistant special teams; born Sept. 8, 1977, Norristown, Pa. Safety Shippensburg 1997-99. No pro playing experience. College coach: Dickinson 2000, New Haven 2001, Villanova 2002, Rutgers 2003-06, 2010-11 and 2014-15, Florida International 2007-09, Penn State 2017-18. Pro coach: Tampa Bay Buccaneers 2012-13, Miami Dolphins 2016. Joined Saints in 2019.

Peter Giunta, senior defensive assistant; born Aug. 11, 1956, Salem, Mass. Running back/defensive back Northeastern 1974-77. No pro playing experience. College coach: Penn State 1981-83, Brown 1984-87, Lehigh 1988-90. Pro Coach: Philadelphia Eagles 1991-94, New York Jets 1995-96, St. Louis Rams 1997-2000, Kansas City Chiefs 2001-05, New York Giants 2006-14. Joined Saints in 2016.

Michael Hodges, linebackers; born Sept. 26, 1986, San Antonio, Texas. Linebacker Air Force 2006 and Texas A&M 2008-11. No pro playing experience. College coach: Fresno State 2012-13, Eastern Illinois 2014-16. Pro coach: Joined Saints in 2017.

Curtis Johnson, senior offensive assistant; born Nov. 5, 1961, New Orleans, La. Wide receiver Idaho 1979-83. No pro playing experience. College coach: Idaho 1987-88, San Diego State 1989-93, Southern Methodist 1994, California 1995, Miami 1996-2005, Tulane 2012-15 (head coach). Pro coach: New Orleans Saints 2006-11, Chicago Bears 2016. Rejoined Saints in 2017.

Ryan Nielsen, assistant head coach/defensive line; born March 20, 1979, Simi Valley, Calif. Defensive tackle Southern California 1997-2001. Pro defensive tackle Los Angeles Avengers (AFL) 2004. College coach: Southern California 2002, Idaho 2004, Mississippi 2005-07, Central Connecticut State 2008-09, Tennessee-Martin 2010, Northern Illinois 2011-12, North Carolina State 2013-16. Pro coach: Joined Saints in 2017.

Brendan Nugent, offensive line; born Feb. 14, 1983, Port Chester, N.Y. Linebacker Catholic University of America 2001-04. No pro playing experience. College coach: Iowa 2005-06, William & Mary 2007-11. Pro coach: Montreal Alouettes (CFL) 2012, Chicago Bears 2013-14. Joined Saints in 2015.

Kevin Petry, assistant to the head coach/offensive assistant; born Sept. 30, 1991, New Orleans, La. Attended LSU. No college or pro playing experience. Pro coach: Joined Saints in 2017.

Kris Richard, secondary; born Oct. 28, 1978, Los Angeles, Calif. Cornerback Southern California 1998-01. Pro cornerback Seattle Seahawks 2002-04, San Francisco 49ers 2005. College coach: Southern California 2008-09. Pro coach: Seattle Seahawks 2010-17, Dallas Cowboys 2018-19. Joined Saints in 2021.

Darren Rizzi, special teams coordinator; born July 21, 1970, Hillsdale, N.J. Tight end Rhode Island 1988-91. No pro playing experience. College coach: Rhode Island 1992 and 2008 (head coach), Colgate

1993, New Haven 1993-97 and 1999-2001 (head coach), Northeastern 1998, Rutgers 2002-07. Pro coach: Miami Dolphins 2009-18. Joined Saints in 2019.

Cory Robinson, assistant secondary; born Nov. 12, 1987, Baltimore, Md. Cornerback Central Connecticut State 2005-08. No pro playing experience. College coach: Toledo 2016, Temple 2017, Rutgers 2018, Maryland 2019. Pro coach: Joined Saints in 2020.

Dan Roushar, run game coordinator/tight ends; born Sept. 27, 1960, Clinton, Iowa. Quarterback Northern Illinois 1982-83. No pro playing experience. College coach: Northern Illinois 1984 and 1997-2002, Butler 1986-92, Rhode Island 1993, Ball State 1994, Illinois 1995-96, Cincinnati 2003-06, Michigan State 2007-12. Pro coach: Joined Saints in 2013.

Zach Strief, assistant offensive line; born Sept. 22, 1983, Cincinnati, Ohio. Tackle Northwestern 2001-05. Pro tackle New Orleans Saints 2006-17. Pro coach: Joined Saints in 2021.

Joel Thomas, running backs; born Nov. 7, 1974, Port Angeles, Wash. Running back Idaho 1995-98. No pro playing experience. College coach: Purdue 2000-01 and 2006-08, Louisville 2002-03, Idaho 2004-05, Washington 2009-12, Arkansas 2013-14. Pro coach: Joined Saints in 2015.

Jordan Traylor, defensive assistant; born Oct. 16, 1993, Tyler, Texas. Quarterback Texas A&M 2012-15. No pro playing experience. College coach: Texas 2016-17, Arkansas 2018. Pro coach: Joined Saints in 2021.

Rob Wenning, assistant strength and conditioning, born Dec. 10, 1984, Coldwater, Ohio. Offensive line/tight end University of Findlay 2003-06. No pro playing experience. College coach: Ohio State 2007-08, LSU 2008-10. Pro coach: Joined Saints in 2010.

D.J. Williams, offensive assistant; born Sept. 9, 1992, Zachary, La. Quarterback Grambling State 2011-14. No pro playing experience. Pro coach: Joined Saints in 2019.

Brian Young, pass rush specialist; born July 8, 1977, Lawton, Okla. Defensive tackle Texas El-Paso 1996-99. Pro defensive tackle St. Louis Rams 2000-03, New Orleans Saints 2004-08. Pro coach: Joined Saints in 2009.

NEW ORLEANS SAINTS

2021 VETERAN ROSTER

No.	Name	Pos.	Ht.	Wt.	Birthdate	NFL Exp.	College	Hometown	How Acq.	'20 Games/ Starts
40	Armah, Alex	FB	6-2	255	5/17/94	5	West Georgia	Lawrenceville, Ga.	UFA-'20 (Car.)	16/1*
72	Armstead, Terron	T	6-5	304	7/23/91	9	Arkansas-Pine Bluff	Cahokia, Ill.	D3a-'13	14/14
53	Baun, Zack	LB	6-3	225	12/30/96	2	Wisconsin	Brown Deer, Wis.	D3a-'20	15/3
12	Callaway, Marquez	WR	6-2	204	3/27/98	2	Tennessee	Warner Robins, Ga.	FA-'20	11/3
64	Clapp, Will	C/G	6-5	311	12/10/95	4	LSU	New Orleans, La.	D7-'18	8/0
25	Crawley, Ken	CB	6-1	180	2/8/93	6	Colorado	Washington, D.C.	FA-'20	6/0
77	Dalton, Jalen	DT	6-6	300	8/4/97	2	North Carolina	Clemmons, N.C.	FA-'19	0/0*
92	Davenport, Marcus	DE	6-6	265	9/4/96	4	Texas-San-Antonio	San Antonio, Texas	D1-'18	11/1
56	Davis, Demario	LB	6-2	248	1/11/89	10	Arkansas State	Brandon, Miss.	UFA-'18 (NYJ)	16/16
55	Elliss, Kaden	LB	6-2	238	6/10/95	3	Idaho	Salt Lake City, Utah	D7b-'19	15/0
22	Gardner-Johnson, C.J.	DB	5-11	210	12/20/97	3	Florida	Cocoa, Fla.	D4-'19	15/13
4	Gillikin, Blake	P	6-2	196	1/21/98	2	Penn State	Atlanta, Ga.	FA-'20	0/0*
95	Glasgow, Ryan	DT	6-3	300	9/30/93	4	Michigan	Aurora, Ill.	FA-'20	2/0*
96	Granderson, Carl	DE	6-5	261	12/18/96	3	Wyoming	Sacramento, Calif.	FA-'19	15/0
48	Gray, J.T.	DB	6-0	202	1/18/96	4	Mississippi State	Clarksdale, Miss.	FA-'18	16/0
73	Greenidge, Ethan	OL	6-4	335	9/10/97	3	Villanova	Flanders, N.Y.	FA-'19	15/0
45	Griffin, Garrett	TE	6-4	240	3/4/94	3	Air Force	Louisburg, Kan.	FA-'16	4/3
30	Haley, Grant	CB	5-9	191	1/6/96	3	Penn State	Atlanta, Ga.	FA-'20	1/0
42	Hansen, Chase	LB	6-3	222	5/20/93	2	Utah	Highland, Utah	FA-'19	2/0
11	Harris, Deonte	WR/RS	5-6	170	12/4/97	3	Assumption	Baltimore, Md.	FA-'19	9/2
7	Hill, Taysom	QB	6-2	221	8/23/90	5	Brigham Young	Pocatello, Idaho	WAI-'17 (GB)	16/8
84	Humphrey, Lil'Jordan	WR	6-4	225	4/19/88	2	Texas	Houston, Texas	FA-'19	3/1
74	Hurst, James	OL	6-5	310	12/17/91	8	North Carolina	Plainfield, Ind.	FA-'20	12/5
27	Jenkins, Malcolm	S	6-0	204	12/20/87	13	Ohio State	Piscataway, N.J.	UFA-'20 (Phi.)	16/16
83	Johnson, Juwan	WR	6-4	231	9/13/96	2	Oregon	Glassboro, N.J.	FA-'20	7/4
94	Jordan, Cameron	DE	6-4	287	7/10/89	11	California	Chandler, Ariz.	D1a-'11	16/16
41	Kamara, Alvin	RB	5-10	215	7/25/95	5	Tennessee	Atlanta, Ga.	D3a-'17	15/10
68	Kelly II, Derrick	OL	6-5	320	8/23/95	2	Florida State	Havana, Fla.	FA-'19	6/0
91	Kpassagnon, Tanoh	DE	6-7	289	6/14/94	5	Villanova	Ambler, Pa.	UFA-'21 (KC)	16/15*
19	Lampman, Jake	WR	6-0	205	6/11/93	2	Ferris State	East Lansing, Mich.	FA-'20	0/0*
23	Lattimore, Marshon	CB	6-0	192	5/20/96	5	Ohio State	Cleveland, Ohio	D1a-'17	14/14
3	Lutz, Wil	K	5-11	184	7/7/94	6	Georgia State	Newnan, Ga.	FA-'16	16/0
78	McCoy, Erik	C/G	6-4	303	8/27/97	3	Texas A&M	Lufkin, Texas	D2-'19	16/16
88	Montgomery II, Ty	RB	6-0	216	1/22/93	7	Stanford	Dallas, Texas	UFA-'20 (NYJ)	7/1
29	Murphy, Kyle	G/T	6-6	305	12/11/93	4	Stanford	San Clemente, Calif.	FA-'21	0/0*
78	Murray, Latavius	RB	6-3	230	1/18/90	9	Central Florida	Nedrow, N.Y.	UFA-'19 (Minn.)	15/7
93	Onyemata, David	DT	6-4	300	11/13/92	6	Manitoba (Canada)	Lagos, Nigeria	D4-'16	15/15
75	Peat, Andrus	G/T	6-7	316	11/4/93	7	Stanford	Tempe, Ariz	D1a-'15	14/14
71	Ramczyk, Ryan	T	6-6	314	4/22/94	5	Wisconsin	Stevens Point, Wis.	D1b-'17	16/16
70	Ringo, Christian	DE	6-1	300	3/10/92	4	Louisiana-Lafayette	Jackson, Miss.	FA-'20	0*
97	Roach, Malcolm	DL	6-3	290	6/9/98	2	Texas	Baton Rouge, La.	FA-'20	13/0
21	Robinson, Patrick	CB	5-11	191	9/7/87	12	Florida State	Miami, Fla.	UFA-'18 (Phi.)	11/3
51	Ruiz, Cesar	C/G	6-4	316	6/14/99	2	Michigan	Camden, N.J.	D1-'20	15/9
15	Siemian, Trevor	QB	6-3	220	12/26/91	6	Northwestern	Orlando, Fla.	FA-'20	0*
10	Smith, Tre'Quan	WR	6-2	210	1/7/96	4	Central Florida	Delray Beach, Fla.	D3-'18	14/10
57	Spence, Noah	DE	6-2	251	1/8/94	5	Eastern Kentucky	Harrisburg, Pa.	FA-'19	0*
13	Thomas, Michael	WR	6-3	212	3/3/93	6	Ohio State	Woodland Hills, Calif.	D2a-'16	7/5
82	Trautman, Adam	TE	6-5	253	2/5/97	2	Dayton	Williamsburg, Mich.	D3b-'20	15/5
99	Tuttle, Shy	DT	6-3	300	10/20/95	3	Tennessee	Welcome, N.C.	FA-'19	13/3
81	Vannett, Nick	TE	6-6	261	3/6/93	6	Ohio State	Westerville, Ohio	FA-'21	15/11*
24	Washington, Dwayne	RB	6-1	223	4/24/94	6	Washington	Cerritos, Calif.	FA-'18	12/0
43	Williams, Marcus	S	6-1	195	9/8/96	5	Utah	Eastvale, Calif.	D2-'17	14/14
26	Williams, P.J.	CB	6-0	196	6/1/93	7	Florida State	Ocala, Fla.	D3b-'15	15/3
2	Winston, Jameis	QB	6-4	231	1/6/94	6	Florida State	Hueytown, Ala.	UFA-'20 (TB)	4/0
49	Wood, Zach	LS	6-3	255	1/10/93	4	Southern Methodist	Rowlett, Texas	FA-'17	16/0

* Armah played 16 games with Carolina in '19; Dalton missed '20 season because of injury; Gillikin missed '20 season because of injury; Kpassagnon played 16 games with Kansas City; Lampman last active with New Orleans in '16; Murphy last active with Green Bay in '17; Ringo last active with Cincinnati in '18; Siemian last active with New York Jets in '19; Spence missed '20 season because of injury; Vannett played 15 games with Denver.

Players lost through free agency (five): LB Alex Anzalone (DET; 14 games in '20), FB Michael Burton (KC, 15); DB Justin Hardee (NYJ, 10); DE Trey Hendrickson (CIN, 15); DT Sheldon Rankins (NYJ, 12 games).

Also played with Saints in '20—LB Kwon Alexander (seven games), QB Drew Brees (12), DT Malcolm Brown (13), WR Austin Carr (six), TE Jared Cook (4), C/G Nick Easton (12), WR Bennie Fowler (six), TE Josh Hill (14), DL Margus Hunt (four), CB Janoris Jenkins (13), WR TommyLee Lewis (five), WR Emmanuel Sanders (14), LB Craig Robertson (16), DB D.J. Swearingen (11), C/G Cameron Tom (one), DL Anthony Zettel (one).

NEW ORLEANS SAINTS

FIRST-YEAR ROSTER

Name	Pos.	Ht.	Wt.	Birthdate	College	Hometown	How Acq.
Adebo, Paulson	CB	6-1	192	7/3/99	Stanford	Mansfield, Texas	D3
Baker, Kawaan	WR	6-1	198	8/24/98	South Alabama	Atlanta, Ga.	D7
Book, Ian	QB	6-0	206	3/30/98	Notre Dame	El Dorado Hills, Calif.	D4
Bronson, Josiah	DL	6-3	300	7/3/97	Washington	Kent, Wash.	FA
Brown, Mike	OL	6-3	348	9/19/94	West Virginia	Paramount, Calif.	FA
Burrell, Eric	DB	6-0	197	1/8/98	Wisconsin	Owings Mills, Md.	FA
Cooney, Nolan	P	6-3	202	9/18/96	Syracuse	East Greenwich, R.I.	FA
Dowell, Andrew (1)	LB	6-1	225	11/16/96	Michigan State	Lakewood, Ohio	FA-'19
Huggins, Albert (1)	DL	6-3	305	6/27/97	Clemson	Orangeburg, S.C.	FA
Jones Jr., Tony (1)	RB	5-11	224	11/24/97	Notre Dame	St. Petersburg, Fla.	FA-'20
McCleskey, Jalen (1)	WR	5-10	178	8/6/97	Tulane	Covington, La.	FA
McManis, Wynton (1)	LB	6-1	225	9/20/94	Memphis	Olive Branch, Miss.	FA-'20
Montano, Christian (1)	C/G	6-4	300	9/26/96	Tulane	Orange, Conn.	FA
Neal, Lorenzo	DL	6-3	325	11/4/97	Purdue	Houston, Texas	FA
Poling, Quentin	LB	6-1	235	8/17/94	Ohio	Elda, Ohio	FA
Scott III, Stevie	RB	6-2	231	5/13/00	Indiana	Syracuse, N.Y.	FA
Smith, Shaq	LB	6-2	245	3/26/97	Maryland	Baltimore, Md.	FA
Smith, Sutton (1)	FB	6-0	237	3/22/96	Northern Illinois	Plano, Texas	FA
Soehner, Dylan	TE	6-7	272	11/8/97	Iowa State	Prairie Grove, Ark.	FA
Thompson, Bryce	CB	5-11	190	9/20/99	Tennessee	Irmo, S.C.	FA
Throckmorton, Calvin (1)	OL	6-5	309	8/16/96	Oregon	Bellevue, Wash.	FA-'20
Turner, Payton	DE	6-6	270	1/7/99	Houston	Houston, Texas	D1
Wallace, Deuce	DB	5-10	207	10/1/96	Louisiana-Lafayette	Lafayette, La.	FA
Washington II, Keith (1)	DB	6-1	180	12/20/96	West Virginia	Prattville, Ala.	FA-'20
Werner, Pete	LB	6-3	242	6/5/99	Ohio State	Indianapolis, Ind.	D2
Willoughby, Marcus (1)	LB	6-3	252	7/26/98	Elon	Durham, N.C.	FA-'20
Winston Jr., Easop (1)	WR	6-0	192	12/17/96	Washington State	San Francisco, Calif.	FA
Wolf, Ethan (1)	TE	6-6	252	11/7/95	Tennessee	Minster, Ohio	FA-'20
Woods, Lawrence	DB	5-9	180	4/9/98	Truman State	St. Louis, Mo.	FA
Young, Landon	T	6-7	321	8/21/97	Kentucky	Lexington, Ky.	D6

The term **NFL Rookie** is defined as a player who is in his first season of professional football and has not been on the roster of another professional football team for any regular-season or postseason games. A **Rookie** is designated by an "R" on NFL rosters. Players who have been active in another professional football league or players who have NFL experience, including either preseason training camp or being on an Active List or Inactive List, or on Reserve/Injured or Reserve/Physically Unable to Perform for fewer than six regular-season games, are termed **NFL First-Year Players**. An **NFL First-Year Player** is designated by a "1" on NFL rosters. Thereafter, a player is credited with an additional year of experience for each season in which he accumulates six games on the Active List or Inactive List, or on Reserve/Injured or Reserve/Physically Unable to Perform.

Log on to www.neworleanssaints.com for an up-to-date roster.



**National Football Conference
East Division**

Quest Diagnostics Training Center
1925 Giants Drive
East Rutherford, NJ 07073
Telephone: (201) 935-8111

Team Colors: Blue, Red and White

2021 SCHEDULE

PRESEASON

Aug. 14 **N.Y. Jets** 7:30 PM
Aug. 22 at **Cleveland** 1:00 PM
Aug. 29 **New England** 6:00 PM

REGULAR SEASON

Sept. 12 **Denver** 4:25 PM
Sept. 16 at **Washington (Thu)** 8:20 PM
Sept. 26 **Atlanta** 1:00 PM
Oct. 3 at **New Orleans** 1:00 PM
Oct. 10 at **Dallas** 4:25 PM
Oct. 17 **L.A. Rams** 1:00 PM
Oct. 24 **Carolina** 1:00 PM
Nov. 1 at **Kansas City (Mon)** 8:15 PM
Nov. 7 **Las Vegas** 1:00 PM
BYE
Nov. 22 at **Tampa Bay (Mon)** 8:15 PM
Nov. 28 **Philadelphia** 1:00 PM
Dec. 5 at **Miami** 1:00 PM
Dec. 12 at **L.A. Chargers** 4:05 PM
Dec. 19 **Dallas** 1:00 PM
Dec. 26 at **Philadelphia** 1:00 PM
Jan. 2 at **Chicago** 1:00 PM
Jan. 9 **Washington** 1:00 PM

** All times ET*

Stadium: MetLife Stadium
East Rutherford, NJ 07073
Opened: 2010
Capacity: 82,500
Playing Surface: FieldTurf Classic HD

Training Camp:

Quest Diagnostics Training Center
1925 Giants Drive
East Rutherford, NJ 07073

CLUB OFFICIALS

President/CEO: John K. Mara
Chairman/EVP: Steve Tisch
Treasurer: Jonathan Tisch
Senior Vice President and General Manager:
Dave Gettleman
Vice President of Football Operations &
Assistant General Manager: Kevin Abrams
Senior Vice President and General Counsel:
William J. Heller, Esq.
Senior Vice President, Player Personnel:
Chris Mara
Senior Vice President, Medical Services:
Ronnie Barnes
Senior Vice President and Chief Financial
Officer: Christine Procops
Senior Vice President, Communications:
Pat Hanlon
Senior Vice President, Chief Commercial
Officer: Pete Guelli
Vice President, Community Relations:
Frank Mara
Vice President of Communications:
Corry Rush
Vice President of Community & Corporate
Relations: Allison Stangeby
Vice President, Corporate Partnership: Dan Lynch
Vice President, Strategy & Business
Intelligence: Russell Scibetti
Vice President, Partnership Strategy &
Activation: Jessica Slenker
Vice President, Digital Marketing: Nilay Shah
Vice President of Sales & Service:
Kevin Frattura
Vice President & Executive Producer: Don Sperling
Vice President of Finance:
Steven Hamrahi
Vice President, Information Technology:
Justin Warren
Vice President, Team Operations: Jim Phelan
Vice President of Security: Jerry Meade
Vice President of Human Resources & Legal
Services: Debra Agosta
Senior Pro Personnel Executive:
Ken Sternfeld
Pro Personnel — Senior Scout/Football
Systems Analyst: Matt Shauger
Director of College Scouting: Chris Pettit
Co-Director of Player Personnel: Mark Koncz
Co-Director of Player Personnel:
Tim McDonnell
College Scouting — Personnel Executive:
Kyle O'Brien
College Scouting Coordinator: Chad Klunder
Pro Personnel Manager: Steven Price
Director of Football Data & Innovation:
Tyseer Siam
Director of Football Operations: Ed Triggs
Executive Pro Scout: Jeremiah Davis
Pro Scouts: Nick LaTesta, Corey Lockett
College Scouts: Blaise Bell, DJ Boisture,
Jeremy Breit, Hannah Burnett, Marcus
Cooper, Patrick Hanscomb, Marquis
Pendleton, Brendan Prophet
Director, Team Operations: Jeff Conroy
Director of Player Engagement: Ashley Lynn
Director of Ticketing: Amy Matlins
Director of Creative Services: Doug Murphy
Director of Corporate & Football
Communications: Jen Escalante
Assistant Head Athletic Trainer:
Steve Kennelly
Director of Strength and Performance:
Craig Fitzgerald
Director of Wellness and Clinical Services:
Lani Lawrence
Director, Rehabilitation: Leigh Weiss
Head Equipment Manager: Jackie Miles
Assistant Equipment Managers:
Tim Slaman, Chris Pridy
Assistant Video Directors:
Carmen Pizzano, Steve Venditti
Director of Community Relations & Youth
Football: Ethan Medley
Director of IT, Applications and Development:
Julie Glsky

NEW YORK GIANTS

COACHING HISTORY

(726-643-33)

Records include postseason games

1925	Bob Folwell8-4-0
1926	Joe Alexander8-4-1
1927-28	Earl Potteiger15-8-3
1929-30	LeRoy Andrews*24-5-1
1930	Benny Friedman-	
	Steve Owen2-0-0
1931-53	Steve Owen153-108-17
1954-60	Jim Lee Howell55-29-4
1961-68	Allie Sherman57-54-4
1969-73	Alex Webster29-40-1
1974-76	Bill Ansparger**7-28-0
1976-78	John McVay14-23-0
1979-82	Ray Perkins24-35-0
1983-90	Bill Parcells85-52-1
1991-92	Ray Handley14-18-0
1993-96	Dan Reeves32-34-0
1997-2003	Jim Fassel60-56-1
2004-15	Tom Coughlin110-93-0
2016-17	Ben McAdoo***13-16-0
2017	Steve Spagnuolo1-3-0
2018-19	Pat Shurmur9-23-0
2020	Joe Judge6-10-0

*Released after 15 games in 1930

**Released after seven games in 1976

***Released after 12 games in 2017

PAID ATTENDANCE, 2020

Home 0 Away 36,261

Total 36,261

Single-game home record,
82,287 (11/1/12)

Single-season home record,
639,513 (2012)

2021 DRAFT CHOICES

Rd	Name	Pos	College
1	Kadarius Toney	WR	Florida
2	Azeez Ojulari	LB	Georgia
3	Aaron Robinson	DB	Central Florida
4	Elerson Smith	LB	Northern Iowa
6	Gary Brightwell	RB	Arizona
6	Rodarius Williams	DB	Oklahoma St.

NEW YORK GIANTS

2020 TEAM RECORD

REGULAR SEASON (6-10)

Date	Opponent	Result
Sept. 14	PITTSBURGH	L 16-26
Sept. 20	at Chicago	L 13-17
Sept. 27	SAN FRANCISCO	L 9-36
Oct. 4	at L.A. Rams	L 9-17
Oct. 11	at Dallas	L 34-37
Oct. 18	WASHINGTON	W 20-19
Oct. 22	at Philadelphia	L 21-22
Nov. 2	TAMPA BAY	L 23-25
Nov. 8	at Washington	W 23-20
Nov. 15	PHILADELPHIA	W 27-17
Nov. 29	at Cincinnati	W 19-17
Dec. 6	at Seattle	W 17-12
Dec. 13	ARIZONA	L 7-26
Dec. 20	CLEVELAND	L 6-20
Dec. 27	at Baltimore	L 13-27
Jan. 3	DALLAS	W 23-19

SCORE BY PERIODS

Team	74	72	56	78	0	—	280
Opponents	72	113	58	114	0	—	357

2020 TEAM STATISTICS

	Team	Opp.
Total First Downs	297	353
Rushing	91	115
Passing	178	215
Penalty	28	23
3rd Down: Made/Att	72/198	91/204
3rd Down Pct.	36.4	44.6
4th Down: Made/Att	14/22	11/18
4th Down Pct.	63.6	61.1
Possession Avg.	28:42	31:18
Total Net Yards	4794	5589
Avg. Per Game	299.6	349.3
Total Plays	966	1046
Avg. Per Play	5.0	5.3
Net Yards Rushing	1768	1782
Avg. Per Game	110.5	111.4
Total Rushes	399	432
Net Yards Passing	3026	3807
Avg. Per Game	189.1	237.9
Sacked/Yards Lost	50/310	40/323
Gross Yards	3336	4130
Att./Completions	517/321	574/388
Completion Pct.	62.1	67.6
Had Intercepted	11	11
Punts/Average	66/44.1	55/47.1
Net Punting Avg.	66/38.8	55/40.4
Penalties/Yards	81/634	88/681
Fumbles/Ball Lost	20/11	26/11
Touchdowns	27	38
Rushing	13	14
Passing	12	22
Returns	2	2

2020 INDIVIDUAL STATISTICS

PASSING	Att	Cmp	Yds	Cmp%	Yds/Att	TD	TD%	Int	Int%	LG	Sk/Lost	Rtng
Jones	448	280	2943	62.5	6.57	11	2.5	10	2.2	53	45/286	80.4
McCoy	66	40	375	60.6	5.68	1	1.5	1	1.5	35	5/24	75.0
Tate	2	1	18	50.0	9.00	0	0.0	0	0.0	18	0/0	81.3
Dixon	1	0	0	0.0	0.00	0	0.0	0	0.0	—	0/0	39.6
Team	517	321	3336	62.1	6.45	12	2.3	11	2.1	53	50/310	79.6
Opponents	574	388	4130	67.6	7.20	22	3.8	11	1.9	68t	40/323	93.2

TD TD TD TD

SCORING	Tot	Ru	Rec	Rt	PAT	FG	Saf	Pts
Gano	0	0	0	0	21/23	31/32	0	114
Gallman	6	6	0	0	0	0	36	
Shepard	4	1	3	0	0	0	26	
D.Lewis	3	2	1	0	0	0	18	
Slayton	3	0	3	0	0	0	18	
Ingram	2	1	1	0	0	0	12	
Morris	2	1	1	0	0	0	12	
Tate	2	0	2	0	0	0	12	
Crowder	1	0	0	1	0	0	6	
Fackrell	1	0	0	1	0	0	6	
Freeman	1	1	0	0	0	0	6	
Jones	1	1	0	0	0	0	6	
Pettis	1	0	1	0	0	0	6	
Thomas	0	0	0	0	0	0	2	
Team	27	13	12	2	21/23	31/32	0	280
Opponents	38	14	22	2	29/31	32/36	1	357

2-Pt Conv: Shepard, Thomas, Team 2-4.

Opponents 1-7.

RUSHING

No.	Yds	Avg	LG	TD	
Gallman	147	682	4.6	60	6
Jones	65	423	6.5	80	1
Morris	55	238	4.3	20	1
Freeman	54	172	3.2	14	1
D.Lewis	29	115	4.0	19	2
Shepard	6	49	8.2	23t	1
Barkley	19	34	1.8	18	0
Ingram	6	26	4.3	9	1
Penny	6	15	2.5	5	0
McCoy	9	12	1.3	4	0
Board	1	3	3.0	3	0
Slayton	2	-1	-0.5	2	0
Team	399	1768	4.4	80	13
Opponents	432	1782	4.1	56t	14

RECEIVING

No.	Yds	Avg	LG	TD	
Shepard	66	656	9.9	29	3
Ingram	63	654	10.4	53	1
Slayton	50	751	15.0	41t	3
Tate	35	388	11.1	39t	2
Gallman	21	114	5.4	19	0
D.Lewis	19	127	6.7	17	1
K.Smith	18	112	6.2	16	0
Board	11	101	9.2	16	0
Mack	7	91	13.0	50	0
Freeman	7	58	8.3	18	0
Barkley	6	60	10.0	38	0
Toilolo	5	46	9.2	14	0
Pettis	4	76	19.0	33t	1
Ratley	4	63	15.8	29	0
Morris	3	19	6.3	9	1
Penny	2	20	10.0	11	0
Team	321	3336	10.4	53	12
Opponents	388	4130	10.6	68t	22

INTERCEPTIONS

No.	Yds	Avg	LG	TD	
Bradberry	3	19	6.3	19	0
Fackrell	1	46	46.0	46t	1
Ryan	1	15	15.0	15	0
Love	1	13	13.0	13	0
Peppers	1	6	6.0	6	0
Martinez	1	2	2.0	2	0
Holmes	1	0	0.0	0	0
Lalos	1	0	0.0	0	0
McKinney	1	0	0.0	0	0
Team	11	101	9.2	46t	1
Opponents	11	57	5.2	32	0

PUNTING

No.	Yds	Avg	NetTB	In20	LG	B		
Dixon	65	2911	44.8	38.8	6	28	71	1
Team	66	2911	44.1	38.8	6	28	71	1
Opponents	55	2589	47.1	40.4	7	18	66	0

PUNT

RETURNS	Ret	FC	Yds	Avg	LG	TD
Peppers	15	14	187	12.5	20	0
Tate	4	2	35	8.8	15	0
Board	1	0	6	6.0	6	0
Team	20	16	228	11.4	20	0
Opponents	25	18	232	9.3	29	0

KICKOFF

RETURNS	No.	Yds	Avg	LG	TD
D.Lewis	24	538	22.4	48	0
Ballentine	9	191	21.2	28	0
Board	2	54	27.0	34	0
K.Smith	1	5	5.0	5	0
Team	36	788	21.9	48	0
Opponents	41	910	22.2	103t	1

FIELD

GOALS	1-19	20-29	30-39	40-49	50+
Gano	0/0	4/4	13/13	9/9	5/6
Team	0/0	4/4	13/13	9/9	5/6
Opponents	0/0	5/6	16/16	9/10	2/4

SACKS

No.	
L.Williams	11.5
Fackrell	4.0
Lawrence	4.0
D.Tomlinson	3.5
Martinez	3.0
Peppers	2.5
Golden	1.5
Sheard	1.5
Carter	1.0
Coughlin	1.0
Crowder	1.0
Hill	1.0
Johnson	1.0
Ryan	1.0
(Team)	1.0
Harris	0.5
Holmes	0.5
Yiadom	0.5
Team	40.0
Opponents	50.0

NEW YORK GIANTS

RECORD HOLDERS

INDIVIDUAL RECORDS—CAREER

Category	Name	Performance
Rushing (Yds.)	Tiki Barber, 1997-2006	10,449
Passing (Yds.)	Eli Manning, 2004-19	57,023
Passing (TDs)	Eli Manning, 2004-19	366
Receiving (No.)	Amani Toomer, 1996-2008	668
Receiving (Yds.)	Amani Toomer, 1996-2008	9,497
Interceptions	Emlen Tunnell, 1948-58	74
Punting (Avg.)	Steve Weatherford, 2011-14	46.3
Punt Return (Avg.)	Ward Cuff, 1941-45	12.1
Kickoff Return (Avg.)	Rocky Thompson, 1971-73	27.2
Field Goals	Pete Gogolak, 1966-74	126
Touchdowns (Tot.)	Frank Gifford, 1952-64	78
Points	Pete Gogolak, 1966-74	646
*Sacks	Michael Strahan, 1993-2007	141.5

INDIVIDUAL RECORDS—SINGLE SEASON

Category	Name	Performance
Rushing (Yds.)	Tiki Barber, 2005	1,860
Passing (Yds.)	Eli Manning, 2011	4,933
Passing (TDs)	Y.A. Tittle, 1963	36
Receiving (No.)	Steve Smith, 2009	107
Receiving (Yds.)	Victor Cruz, 2011	1,536
Interceptions	Otto Schnellbacher, 1951	11
	Jim Patton, 1958	11
Punting (Avg.)	Steve Weatherford, 2012	47.5
Punt Return (Avg.)	Merle Hapes, 1942	15.5
Kickoff Return (Avg.)	John Salscheider, 1949	31.6
Field Goals	Ali Haji-Sheikh, 1983	35
	Jay Feely, 2005	35
	John Carney, 2008	35
Touchdowns (Tot.)	Joe Morris, 1985	21
Points	Jay Feely, 2005	148
*Sacks	Michael Strahan, 2001	**22.5

INDIVIDUAL RECORDS—SINGLE GAME

Category	Name	Performance
Rushing (Yds.)	Tiki Barber, 12-30-06	234
Passing (Yds.)	Phil Simms, 10-13-85	513
Passing (TDs)	Y.A. Tittle, 10-28-62	**7
Receiving (No.)	Saquon Barkley, 9-16-18	14
Receiving (Yds.)	Del Shofner, 10-28-62	269
Interceptions	Many times	3
	Last time by Terry Kinard, 9-20-87	
Field Goals	Joe Danelo, 10-18-81	6
Touchdowns (Tot.)	Ron Johnson, 10-2-72	4
	Earnest Gray, 9-7-80	4
	Rodney Hampton, 9-24-95	4
Points	Ron Johnson, 10-2-72	24
	Earnest Gray, 9-7-80	24
	Rodney Hampton, 9-24-95	24
*Sacks	Osi Umenyiora, 9-30-07	6.0

*Sacks became an official statistic in 1982. **NFL Record

2021 COACHING STAFF

Joe Judge, Head Coach

Pro Career: Joe Judge was named the 19th head coach in franchise history on Jan. 8, 2020. In his 16 seasons as an NFL and collegiate coach, Judge has been part of five championship teams. The Giants finished Judge's first season as coach in second place in the NFC East at 6-10, their best record since they were 11-5 in 2016. They swept NFC East foes Dallas, Philadelphia and Washington at home for the first time since 2005. Judge came to the Giants after eight seasons with the New England Patriots. In 2012, he joined the Patriots as the

assistant special teams coach. Judge was elevated to special teams coordinator in 2015, and was given the additional responsibility of coaching the wide receivers in 2019. New England reached the playoffs in each of Judge's eight seasons, played in the AFC Championship in each of his first seven seasons and advanced to four Super Bowls, winning three (Super Bowls XLIX, LI and LII). Career record: 6-10.

Background: A three-year letterman at Mississippi State, Judge was named to the SEC Academic Honor Roll and made the Dean's List. Coached collegiately at Mississippi State (2005-

07), Birmingham-Southern (2008) and Alabama (2009-11), winning two national titles (2009 and 2011) with the Crimson Tide.

Personal: Born Dec. 31, 1981, in Philadelphia, Pa. He and his wife, Amber, have four children – sons Sean and Michael and daughters Emma Riley and Ella Grace.

ASSISTANT COACHES

Ryan Anderson, defensive quality control; born Nov. 8, 1987, Lynchburg, Va. Linebacker Presbyterian College 2005-08. No pro playing experience. College coach: Cumberland 2010-

NEW YORK GIANTS

11, Reinhardt 2012, Vanderbilt 2013-15, East Carolina 2016-17, Hampton 2018, Elon 2019-20. Pro coach: Joined Giants in 2021.

Anthony Blevins, assistant linebackers/special teams assistant; born July 23, 1976, Birmingham, Ala. Cornerback Alabama-Birmingham 1996-98. Pro cornerback Birmingham Steeldogs (AFL2) 2000, Birmingham Thunderbolts (XFL) 2000-01. College coach: Tennessee-Martin 2008, Tennessee State 2009-11, Alabama-Birmingham 2012. Pro coach: Arizona Cardinals 2013-17. Joined Giants in 2018.

Carter Blount, defensive quality control; born July 30, 1988, Mobile, Ala. No college or pro playing experience. College coach: Alabama 2009-10, South Alabama 2011-13, Birmingham-Southern 2014, Georgia 2015, LSU 2016, Alabama 2017, Tennessee 2018-20. Pro coach: Joined Giants in 2021.

Burton Burns, running backs; born Oct. 27, 1952, New Orleans, La. Fullback Nebraska 1971-75. No pro playing experience. College coach: Southern University 1981-85, Tulane 1994-98, Clemson 1999-2006, Alabama 2007-17. Pro coach: Joined Giants in 2020.

Russ Callaway, offensive quality control; born July 13, 1987, Athens, Ga. Quarterback Valdosta 2007-09. No pro playing experience. College coach: Alabama 2011-12, Murray State 2013-14, Samford 2015-19, LSU 2020. Pro coach: Joined Giants in 2021.

Derek Dooley, tight ends; born June 10, 1968, Athens, Ga. Wide receiver Virginia 1987-90. No pro playing experience. College coach: Georgia 1996, Southern Methodist 1997-99, LSU 2000-04, Louisiana Tech 2007-09 (head coach), Tennessee 2010-12 (head coach), Missouri 2018-19. Pro coach: Miami Dolphins 2005-06, Dallas Cowboys 2013-17. Joined Giants in 2020.

Jason Garrett, offensive coordinator; born March 28, 1966, Abington, Pa. Quarterback Princeton 1987-88. Pro quarterback San Antonio Riders (WFL) 1991, Ottawa Rough Riders (CFL) 1991, Dallas Cowboys 1992-99, New York Giants 2000-03, Tampa Bay Buccaneers 2004, Miami Dolphins 2004. College coach: Princeton 1990. Pro coach: Miami Dolphins 2005, Dallas Cowboys 2007-19 (head coach 2010-19). Joined Giants in 2020.

Patrick Graham, defensive coordinator/assistant head coach; born Jan. 24, 1979, Des Plaines, Ill. Defensive lineman Yale 1997-2001. No pro playing experience. College coach: Wagner 2002-03, Richmond 2004-06, Notre Dame 2007-08. Pro coach: New England Patriots 2009-15, New York Giants 2016-17, Green Bay Packers 2018, Miami Dolphins 2019. Joined Giants in 2020.

Jerome Henderson, defensive backs; born Aug. 8, 1969, Portsmouth, Va. Defensive back Clemson 1987-90. Pro cornerback New England Patriots 1991-92 and 1996, Buffalo Bills 1993-94, Philadelphia Eagles 1995, New York Jets 1997-98. Pro Coach: New York Jets 2007-08, Cleveland Browns 2009-11, Dallas Cowboys 2012-15, Atlanta Falcons 2016-19. Joined Giants in 2020.

Ryan Hollern, chief of staff; born July 28, 1978, Indiana, Pa. Quarterback Gannon 2000-01. No pro playing experience. College coach: Mississippi State 2004-09. Pro coach: Cleveland Browns 2019. Joined Giants in 2020.

Amos Jones, special projects and situations; born Dec. 31, 1959, Tallahassee, Fla. Safety/running back Alabama 1978-80. College coach: Alabama 1981-82 and 1990-91, Temple 1983-88, Pittsburgh 1992, Tulane 1995-96, Cincinnati 1999-2002, James Madison 2003, Mississippi State 2004-06. Pro coach: Pittsburgh Steelers 2007-12, Arizona Cardinals 2013-17, Cleveland Browns 2018, Tampa Bay Buccaneers 2019. Joined Giants in 2020.

Freddie Kitchens, senior offensive assistant; born Nov. 29, 1974, Gadsden, Ala. Quarterback Alabama 1995-97. No pro playing experience. College coach: Glenville State 1999, LSU 2000, North Texas 2001-03, Mississippi State 2004-05. Pro coach: Dallas Cowboys 2006, Arizona Cardinals 2007-17, Cleveland Browns 2018-19 (head coach 2019). Joined Giants in 2020.

Thomas McGaughey, special teams coordinator; born May 8, 1973, Chicago, Ill. Safety Houston 1991-95. Pro safety Barcelona Dragons (NFL) 1997. College coach: Houston 1997 and 2003-04, Louisiana State 2011-13. Pro coach: Kansas City Chiefs 2002, Denver Broncos 2005-06, New York Giants 2007-10, New York Jets 2014, San Francisco 49ers 2015, Carolina Panthers 2016-17. Rejoined Giants in 2018.

Jeremy Pruitt, senior defensive assistant; born May 28, 1974, Rainsville, Ala. Safety Middle Tennessee State 1993-94, defensive back Alabama 1995-96. No pro playing experience. College coach: Alabama 1997, West Alabama 1999, Alabama 2007-12 and 2016-17, Florida State 2013, Georgia 2014-15, Tennessee 2018-20 (head coach). Pro coach: Joined Giants in 2021.

Tom Quinn, assistant special teams; born Jan. 27, 1968, Pasadena, Calif. Linebacker Arizona 1986-90. No pro playing experience. College coach: Davidson 1991, James Madison 1992-94, Boston University 1995, Holy Cross 1996-98, San Jose State 1999-2001, Stanford 2002-05. Pro coach: Joined Giants in 2006.

Rob Sale, offensive line; born July 1, 1979, Monroe, La. Guard LSU 1999-2002. No pro playing experience. College coach: Alabama 2007-11, McNeese State 2012-14, Georgia

2015, Louisiana-Monroe 2016, Arizona State 2017, Louisiana-Lafayette 2018-20. Pro coach: Joined Giants in 2021.

Jerry Schuplinski, quarterbacks; born April 4, 1977, Garfield Heights, Ohio. Fullback John Carroll 1996-99. No pro playing experience. College coach: John Carroll 2000-01, Case Western Reserve 2007-12. Pro coach: New England Patriots 2013-18, Miami Dolphins 2019. Joined Giants in 2020.

Kevin Sherrer, linebackers; born March 19, 1973, Oneonta, Ala. Tight end Alabama 1993-95. No pro playing experience. College coach: Alabama 1998-2000 and 2010-12, South Alabama 2013, Georgia 2014-17, Tennessee 2018-19. Pro coach: Joined Giants in 2020.

Sean Spencer, defensive line; born Dec. 15, 1970, Hartford, Conn. Safety Clarion 1988-92. No pro playing experience. College coach: Wesleyan 1995, Shippensburg 1996-97, Trinity College 1998-2000, Massachusetts 2001-03 and 2007-08, Holy Cross 2004, Villanova 2005, Hofstra 2006, Bowling Green 2009-10, Vanderbilt 2011-13, Penn State 2014-19. Pro coach: Joined Giants in 2020.

Tyke Tolbert, wide receivers; born Sept. 15, 1967, Conroe, Texas. Wide receiver LSU 1988-90. No pro playing experience. College coach: LSU 1994, Ohio 1995, Northeast Louisiana 1995-97, Auburn 1998, Louisiana-Lafayette 1999-2001, Florida 2002. Pro coach: Arizona Cardinals 2003, Buffalo Bills 2004-09, Carolina Panthers 2010, Denver Broncos 2011-17. Joined Giants in 2018.

Mike Treier, assistant defensive backs; born May 9, 1990, Lancaster, Pa. Attended Marshall. No college or pro playing experience. College coach: Marshall 2013-15 and 2017-19, Tennessee-Martin 2016. Pro coach: Joined Giants in 2020.

Ben Wilkerson, assistant offensive line; born Nov. 22, 1982, Port Arthur, Texas. Offensive lineman LSU 2001-04. Pro offensive lineman Cincinnati Bengals 2006, Atlanta Falcons 2007-08. College coach: LSU 2011, Grambling State 2012-13. Pro coach: Chicago Bears 2015-17. Joined Giants in 2018.

Nick Williams, offensive quality control; born Jan. 9, 1991, Detroit, Mich. Wide receiver Alabama 2008-11. No pro playing experience. College coach: Alabama 2012, Valdosta State 2013, Jacksonville State 2014-16, Southern Illinois 2017-19. Pro coach: Joined Giants in 2020.

Jody Wright, offensive assistant; born July 21, 1981, Carrollton, Ala. Attended Jacksonville State. No college or pro playing experience. College coach: Mississippi State 2005-09, Alabama 2010-12 and 2015-17, Jacksonville State 2013, Alabama-Birmingham 2014 and 2018. Pro coach: Cleveland Browns 2019. Joined Giants in 2020.

NEW YORK GIANTS

2021 VETERAN ROSTER

No.	Name	Pos.	Ht.	Wt.	Birthdate	NFL		College	Hometown	How Acq.	'20 Games/	
						Exp.	Games				Starts	Starts
46	Anderson, Ryan	LB	6-2	255	8/12/1994	5		Alabama	Daphne, Ala.	FA-21		*9/0
27	Armstead, Ryquell	RB	5-11	220	10/30/1996	2		Temple	Bridgeton, N.J.	FA-21		*0/0
15	Bachman, Alex	WR	6-0	190	5/29/1996	3		Wake Forest	Westlake Village, Calif.	FA-20		1/0
26	Barkley, Saquon	RB	6-0	232	2/7/1997	4		Penn State	Coplay, Pa.	D1-'18		2/2
34	Beal, Sam	CB	6-1	192	8/30/1996	2		Western Michigan	Grand Rapids, Mich.	SD3-'18		*0/0
83	Benjamin, Kelvin	TE	6-5	245	2/5/1991	4		Florida State	Belle Glade, Fla.	FA-21		*0/0
18	Board, C.J.	WR	6-1	181	12/12/1993	3		Chattanooga	Clarksville, Tenn.	FA-20		14/4
28	Booker, Devonte	RB	5-11	219	5/27/1992	6		Utah	Sacramento, Calif.	FA-21		*16/1
24	Bradberry, James	CB	6-1	212	8/4/1993	6		Samford	Pleasant Grove, Ala.	FA-20		15/15
47	Brown, Cam	LB	6-5	233	4/1/1998	2		Penn State	Burtonsville, Md.	D6-'20		15/0
35	Brunson, T.J.	LB	6-1	230	12/3/1997	2		South Carolina	Columbia, S.C.	D7-'20		5/0
59	Carter, Lorenzo	LB	6-5	255	12/10/1995	4		Georgia	Norcross, Ga.	D3-'18		5/5
30	Clement, Corey	RB	5-10	220	11/2/1994	4		Wisconsin	Glassboro, N.J.	FA-21		*15/0
49	Coughlin, Carter	LB	6-3	236	7/21/1997	2		Minnesota	Eden Prairie, Minn.	D7-'20		14/2
48	Crowder, Tae	LB	6-1	235	3/12/1997	2		Georgia	Hamilton, Ga.	D7-'20		11/6
9	Dixon, Riley	P	6-5	226	8/24/1993	6		Syracuse	Oneida, N.Y.	T(DEN)-'18		16/0
52	Downs, Devante	LB	6-2	252	10/18/1995	4		California	Mountlake Terrace, Wash.	FA-19		16/8
78	Engram, Evan	TE	6-3	240	9/2/1994	5		Mississippi	Powder Springs, Ga.	D1-'17		16/14
73	Fulton, Zach	OL	6-5	321	9/23/1991	8		Tennessee	Homewood, Ill.	FA-21		*16/16
5	Gano, Graham	K	6-2	202	4/9/1987	12		Florida State	Arbroath, Scotland	FA-'20		16/0
65	Gates, Nick	C	6-6	318	11/27/1995	4		Nebraska	Las Vegas, Nev.	FA-18		16/16
66	Gillaspie, Cullen	FB	6-2	235	6/12/1995	3		Texas A&M	Katy, Texas	FA-21		*7/0
2	Glennon, Mike	QB	6-7	225	12/12/1989	9		North Carolina State	Centreville, Va.	FA-21		*5/0
19	Golladay, Kenny	WR	6-4	213	11/3/1993	5		Northern Illinois	Chicago, Ill.	FA-21		*5/5
45	Harper, Madre	CB	6-1	196	10/13/1997	23		Southern Illinois	Arlington, Texas	FA-20		9/0
93	Harris, Trent	LB	6-2	255	9/17/1995	2		Miami (Fla.)	Winter Park, Fla.	FA-20		4/2
64	Harrison, Jonothan	OL	6-4	300	8/25/1991	7		Florida	Groveland, Fla.	FA-21		*16/10
36	Hartage, Montre	DB	6-0	190	6/16/1997	3		Northwestern	Cordele, Ga.	FA-20		2/0
71	Hernandez, Will	G	6-3	332	9/2/1995	4		Texas-El Paso	Las Vegas, Nev.	D2-'18		7/1
48	Hikutini, Cole	TE	6-4	247	6/11/1994	3		North Carolina State	Sacramento, Calif.	FA-21		*0/0
95	Hill, B.J.	DL	6-3	310	4/20/1995	4		North Carolina State	Oakboro, N.C.	D3-'18		16/0
30	Holmes, Darnay	CB	5-10	195	6/23/1998	2		UCLA	Pasadena, Calif.	D4-'20		12/5
22	Jackson, Adoree'	CB	5-11	185	9/18/1995	5		Southern California	Belleville, Ill.	FA-21		*3/2
98	Johnson, Austin	DL	6-4	314	5/8/1994	6		Penn State	Galloway, N.J.	FA-20		16/0
8	Jones, Daniel	QB	6-5	220	5/27/1997	3		Duke	Charlotte, N.C.	D1-'19		14/14
39	Kalu, Joshua	DB	6-0	203	8/28/1995	4		Nebraska	Houston, Texas	FA-21		*15/0
58	Kreiter, Casey	LS	6-1	250	8/13/1990	6		Iowa	DeWitt, Iowa	FA-20		16/0
57	Lalos, Niko	LB	6-5	270	6/25/1997	2		Dartmouth	Akron, Ohio	FA-20		6/0
97	Lawrence II, Dexter	DL	6-4	342	11/12/1997	3		Clemson	Wake Forest, N.C.	D1-'19		16/15
66	Lemieux, Shane	G	6-4	310	5/12/1997	2		Oregon	Yakima, Wash.	D5-'20		12/9
20	Love, Julian	S	5-11	195	3/19/1998	3		Notre Dame	Westchester, Ill.	D4-'19		16/6
81	Mack, Austin	WR	6-2	215	8/31/1997	2		Ohio State	Fort Wayne, Ind.	FA-20		11/1
54	Martinez, Blake	LB	6-2	237	1/9/1994	6		Stanford	Tucson, Ariz.	FA-20		16/16
90	McIntosh, R.J.	DL	6-5	293	6/2/1996	4		Miami (Fla.)	Fort Lauderdale, Fla.	D5-'18		0/0
29	McKinney, Xavier	S	6-0	201	8/8/1999	2		Alabama	Rosewell, Ga.	D2-'20		6/4
31	Milton, Chris	DB	5-11	190	9/15/1992	6		Georgia Tech	Waycross, Ga.	FA-21		*14/0
25	Mizzell, Taquan	RB	5-10	185	10/21/1993	4		Virginia	Virginia Beach, Va.	FA-20		*0/0
60	Murphy, Kyle	G	6-4	302	5/18/1998	2		Rhode Island	Attleboro, Mass.	FA-20		*0/0
94	Odenigbo, Ifeadi	DE	6-3	258	4/8/1994	4		Northwestern	Centerville, Ohio	FA-21		*15/15
74	Pearl, Matt	T	6-7	318	6/11/1997	2		Connecticut	Kingston, Jamaica	D3-'20		11/1
39	Penny, Eli	FB	6-1	250	8/17/1993	5		Idaho	Norwalk, Calif.	FA-18		14/0
21	Peppers, Jabrill	S	5-11	215	10/4/1995	5		Michigan	East Orange, N.J.	T(CLE) - '19		15/14
13	Pettis, Dante	WR	6-1	195	10/23/1995	4		Washington	San Clemente, Calif.	FA-20		*2/0
55	Ragland, Reggie	LB	6-2	252	9/23/1993	6		Alabama	Madison, Ala.	FA-21		*16/6
12	Ross III, John	WR	5-11	190	11/27/1995	4		Washington	Long Beach, Calif.	FA-21		*3/1
80	Rudolph, Kyle	TE	6-6	265	11/9/1989	11		Notre Dame	Cincinnati, Ohio	FA-21		*12/12
23	Ryan, Logan	DB	5-11	195	2/9/1991	9		Rutgers	Voorhees, N.J.	FA-20		16/15
2	Santoso, Ryan	K	6-5	258	8/26/1995	2		Minnesota	Pace, Fla.	FA-20		0/0
75	Shelton, Danny	DT	6-2	345	8/20/1993	7		Washington	Auburn, Wash.	FA-21		*12/12
3	Shepard, Sterling	WR	5-10	196	2/10/1993	6		Oklahoma	Oklahoma City, Okla.	D2-'16		12/12
62	Slade, Chad	G	6-5	315	5/4/1992	3		Auburn	Moody, Ala.	FA-19		1/0
86	Slayton, Darius	WR	6-1	194	1/12/1997	3		Auburn	Norcross, Ga.	D5-'19		16/15
82	Smith, Kaden	TE	6-5	249	4/24/1997	2		Stanford	Flower Mound, Texas	FA-19		15/12
76	Solder, Nate	T	6-9	316	4/12/1988	10		Colorado	Denver, Colo.	FA-18		0/0
78	Thomas, Andrew	T	6-5	315	1/22/1999	2		Georgia	Lithonia, Ga.	D1-'20		16/15
46	Tinker, Carson	LS	6-0	237	11/15/1989	6		Alabama	Murfreesboro, Tenn.	FA-20		0/0
85	Toilolo, Levine	TE	6-8	268	7/30/1991	8		Stanford	San Diego, Calif.	FA-20		16/2

NEW YORK GIANTS

79	Wiggins, Kenny	G	6-6	315	8/8/1988	8	Fresno State	Elk Grove, Calif.	FA-'20	*4/0
38	Williams, Jarren	CB	5-11	190	7/18/1997	23	Albany	Lewis Center, Ohio	FA-'20	2/0
99	Williams, Leonard	DL	6-5	302	6/20/1994	7	Southern California	Daytona Beach, Fla.	T(NYJ) - '19	16/12
28	Wilson, Quincy	DB	6-2	193	8/16/1996	5	Florida	Fort Lauderdale, Fla.	FA-'20	*3/1
53	Ximines, Oshane	LB	6-4	254	12/7/1996	3	Old Dominion	Queens, N.Y.	D3-'19	4/3
27	Yadom, Isaac	CB	6-1	190	2/20/1996	4	Boston College	Worcester, Mass	T(DEN) -'20	16/10

* Anderson played nine games with Washington; Armstead last active with Jacksonville in '19; Beal opted out of '20 season; Benjamin last active with Kansas City in '18; Booker played 16 games with Las Vegas; Clement played 15 games with Philadelphia; Fulton played 16 games with Houston; Gillaspia played seven games with Houston; Glennon played five games with Jacksonville; Golladay played five games with Detroit; Harrison played 16 games with New York Jets; Hikutini last active with San Francisco in '17; Jackson played three games with Tennessee; Kalu played 15 games with Tennessee; Milton played 14 games with Tennessee; Mizzell last active with Chicago in '18; Murphy active but did not play with Giants; Pettis also played five games with San Francisco; Ragland played 16 games with Detroit; Ross played three games with Cincinnati; Rudolph played 12 games with Minnesota; Shelton played 12 games with Detroit; Solder opted out of '20 season; Speaks last active with Kansas City in '18; Wiggins played four games with Detroit; Wilson played three games with New York Jets.

Players lost through free agency (four): LB Kyle Fackrell (LAC, 12 games in '20); RB Wayne Gallman (SF, 15); QB Colt McCoy (ARI, four); DL Dalvin Tomlinson (MIN, 16).

Also played with Giants in '20—S Nate Ebner (16 games), T Cam Fleming (16), RB Dion Lewis (16), LB David Mayo (11), RB Alfred Morris (nine), DE Jabaal Sheard (nine), WR Golden Tate (12), Kevin Zeitler (16).

FIRST-YEAR ROSTER

Name	Pos.	Ht.	Wt.	Birthdate	College	Hometown	How Acq.
Barton, Jackson (1)	T	6-7	302	8/8/1995	Utah	Salt Lake City, Utah	FA-'20
Brightwell, Gary	RB	6-1	218	2/28/1998	Arizona	Middletown, Del.	D6
Burton, Jake	OL	6-6	312	10/16/1997	Baylor	Alpine, Calif.	FA
Dillion, Derrick	WR	5-11	185	10/28/1995	LSU	Franklinton, La.	FA-'20
Garrett, Cale	LB	6-3	230	12/2/1997	Missouri	Kearney, Mo.	FA
Griffin-Stewart, Nakia	TE	6-5	260	11/12/1996	Pittsburgh	Tenafly, N.J.	FA
Heggie, Brett	OL	6-5	321	4/21/1998	Florida	Mount Dora, Fla.	FA
John, Rysen (1)	TE	6-7	220	12/20/1997	Simon Fraser	Vancouver, British Columbia, Canada	FA-'20
Johnson III, Raymond	DL	6-3	270	10/21/1998	Georgia Southern	Sumter, S.C.	FA
Moa, David (1)	DL	6-3	296	6/14/1996	Boise State	San Diego, Calif.	FA-'20
Ojulari, Azeez	LB	6-3	240	6/16/2000	Georgia	Austell, Ga.	D2
Platzgummer, Sandro (1)	RB	6-0	198	3/10/1997	(no college)	Innsbruck, Austria	FA
Robinson, Aaron	CB	6-1	193	11/10/1997	Central Florida	Deerfield Beach, Fla.	D3
Sills V, David (1)	WR	6-3	211	5/29/1996	West Virginia	Wilmington, Del.	FA-'19
Smith, Elerson	LB	6-7	245	7/17/1998	Northern Iowa	Minneapolis, Minn.	D4
Thorson, Clayton (1)	QB	6-4	222	6/15/1995	Northwestern	Wheaton, Ill.	FA-'20
Toney, Kadarius	WR	6-0	193	1/27/1999	Florida	Mobile, Ala.	D1
Williams, Rodarius	CB	6-0	195	9/12/1996	Oklahoma State	Shreveport, La.	D6

The term NFL Rookie is defined as a player who is in his first season of professional football and has not been on the roster of another professional football team for any regular-season or postseason games. A Rookie is designated by an "R" on NFL rosters. Players who have been active in another professional football league or players who have NFL experience, including either preseason training camp or being on an Active List or Inactive List, or on Reserve/Injured or Reserve/Physically Unable to Perform for fewer than six regular-season games, are termed NFL First-Year Players. An NFL First-Year Player is designated by a "1" on NFL rosters. Thereafter, a player is credited with an additional year of experience for each season in which he accumulates six games on the Active List or Inactive List, or on Reserve/Injured or Reserve/Physically Unable to Perform.

Log on to www.giants.com for an up-to-date roster.

PHILADELPHIA EAGLES



**National Football Conference
East Division**

NovaCare Complex
One NovaCare Way
Philadelphia, PA 19145
Telephone: (215) 463-2500

Team Colors: Midnight Green, Silver, Black
and White

2021 SCHEDULE

PRESEASON

Aug. 12 **Pittsburgh**7:30 PM
Aug. 19 **New England**.....7:30 PM
Aug. 27 at N.Y. Jets.....7:30 PM

REGULAR SEASON

Sept. 12 at Atlanta1:00 PM
Sept. 19 **San Francisco**.....1:00 PM
Sept. 27 at Dallas (Mon).....8:15 PM
Oct. 3 **Kansas City**.....1:00 PM
Oct. 10 at Carolina.....1:00 PM
Oct. 14 **Tampa Bay (Thu)**8:20 PM
Oct. 24 at Las Vegas4:05 PM
Oct. 31 at Detroit.....1:00 PM
Nov. 7 **L.A. Chargers**.....4:05 PM
Nov. 14 at Denver.....4:25 PM
Nov. 21 **New Orleans**1:00 PM
Nov. 28 at N.Y. Giants1:00 PM
Dec. 5 at N.Y. Jets1:00 PM
BYE
Dec. 18/19 **Washington**TBD
Dec. 26 **N.Y. Giants**1:00 PM
Jan. 2 at Washington1:00 PM
Jan. 9 **Dallas**.....1:00 PM
* All times ET

Stadium: Lincoln Financial Field
One Lincoln Financial Field Way
Philadelphia, PA 19148

Opened: 2003
Capacity: 69,879
Playing Surface: Natural Grass

Training Camp:
NovaCare Complex
One NovaCare Way
Philadelphia, PA 19145

CLUB OFFICIALS

Chairman and Chief Executive Officer:
Jeffrey Lurie
President: Don Smolenski
Executive Vice President/General Manager:
Howie Roseman
Senior Vice President and Chief of Staff to the
Office of the Chairman/CEO: Tina D'Orazio
Senior Vice President, Revenue and
Strategy: Catherine Carlson
Senior Vice President, General Counsel:
Aileen Dargosa
Senior Vice President, Chief Financial
Officer: Frank Gumienny
Senior Vice President, Media and Marketing:
Jen Kavanagh
Senior Vice President, Communications:
Bob Lange
Senior Vice President of Operations:
Jason Miller
Vice President of Player Personnel:
Andy Weidl
Vice President of Software Innovation:
Anthony Cozzi
Vice President of Equipment Operations:
Greg Delimitros
Vice President of Team Security/Chief
Security Officer: Dom DiSandro
Vice President of Football Technology:
Patrick Dolan
Vice President of Football Operations and
Compliance: Jon Ferrari
Vice President of Football Operations and
Strategy: Alec Halaby
Vice President of Football Administration:
Jake Rosenberg
Vice President of Sports Medicine/Head
Athletic Trainer: Tom Hunkele
Vice President of Player Performance:
Ted Rath
Vice President of Corporate Partnerships:
Brian Napoli
Vice President of Corporate Partner
Activation: Tracy Foster
Vice President of Premium Development
and Services: Greg DeLuca
Vice President of Premium Sales:
Mat Warner
Vice President of Marketing: Brian Papsen
Vice President of Human Resources:
Kristie Pappal
Vice President of Ticket & Fan Services:
Laini DeLauter
Vice President of Information Technology:
John Pawling
Vice President of Content & Production:
Eric Long
Vice President, Financial Operations:
Greg McDonald
Vice President, Financial Reporting:
Tony Orazi
Vice President of Facilities Operations:
Ryan Hummel
Director of Legal and Government Affairs:
Marla Axelrod
Director of Player Engagement:
Paul Lancaster
Director of Team Travel and Football
Logistics: Dan Ryan
Director of Public Relations:
Brett Strohsacker
Director of Community Relations:
Julie Hirshey
Director of Grounds: Tony Leonard
Director of Facilities Security: JP Hayslip
Director of Event Operations:
Chris Sharkoski
Director of Fan Experience:
Norman Vosschulte
Director of Ticketing: Kevin Sorli
Merchandise Director: Emily McNichol
Executive Director, Eagles Autism
Foundation: Ryan Hammond
Creative Director: Sean Flanagan

COACHING HISTORY

(608-638-26)
Records include postseason games
1933-35 Lud Wray.....9-21-1
1936-40 Bert Bell10-44-2
1941-50 Earle (Greasy) Neale*61-40-4
1951 Alvin (Bo) McMillin**2-0-0
1951 Wayne Millner2-8-0
1952-55 Jim Trimble.....25-20-3
1956-57 Hugh Devore7-16-1
1958-60 Lawrence (Buck) Shaw20-16-1
1961-63 Nick Skorich15-24-3
1964-68 Joe Kuharich28-41-1
1969-71 Jerry Williams***7-22-2
1971-72 Ed Khayat8-15-2
1973-75 Mike McCormack16-25-1
1976-82 Dick Vermeil57-51-0
1983-85 Marion Campbell****17-29-1
1985 Fred Bruney1-0-0
1986-90 Buddy Ryan43-38-1
1991-94 Rich Kotite.....37-29-0
1995-98 Ray Rhodes30-36-1
1999-2012 Andy Reid140-102-1
2013-15 Chip Kelly#26-22-0
2015 Pat Shurmur1-0-0
2016-20 Doug Pederson46-39-1

* Co-coach with Walt Kiesling in Philadelphia-Pittsburgh merger in 1943
** Retired after two games in 1951
*** Released after three games in 1971
**** Released after 15 games in 1985
Released after 15 games in 2015

PAID ATTENDANCE, 2020

Home 15,459 Away 37,672
Total 53,131
Single-game home record,
72,111 (11/1/81)
Single-season home record,
557,325 (1980)

2021 DRAFT CHOICES

Rd	Name	Pos	College
1	DeVonta Smith	WR	Alabama
2	Landon Dickerson	OL	Alabama
3	Milton Williams	DT	Louisiana Tech
4	Zech McPhearson	CB	Texas Tech
5	Kenneth Gainwell	RB	Memphis
6	Marlon Tuipulotu	DT	Southern California
6	Tarron Jackson	DE	Coastal Carolina
6	JaCoby Stevens	LB	LSU
7	Patrick Johnson	LB	Tulane

PHILADELPHIA EAGLES

2020 TEAM RECORD

REGULAR SEASON (4-11-1)

Date	Opponent	Result
Sept. 13	at Washington	L 17-27
Sept. 20	L.A. RAMS	L 19-37
Sept. 27	CINCINNATI (OT)	T 23-23
Oct. 4	at San Francisco	W 25-20
Oct. 11	at Pittsburgh	L 29-38
Oct. 18	BALTIMORE	L 28-30
Oct. 22	N.Y. GIANTS	W 22-21
Nov. 1	DALLAS	W 23-9
Nov. 15	at N.Y. Giants	L 17-27
Nov. 22	at Cleveland	L 17-22
Nov. 30	SEATTLE	L 17-23
Dec. 6	at Green Bay	L 16-30
Dec. 13	NEW ORLEANS	W 24-21
Dec. 20	at Arizona	L 26-33
Dec. 27	at Dallas	L 17-37
Jan. 3	WASHINGTON	L 14-20

SCORE BY PERIODS

Team	62	103	58	111	0	—	334
Opponents	88	119	97	114	0	—	418

2020 TEAM STATISTICS

	Team	Opp.
Total First Downs	336	340
Rushing	114	98
Passing	177	209
Penalty	45	33
3rd Down: Made/Att	82/220	80/211
3rd Down Pct.	37.3	37.9
4th Down: Made/Att	15/35	7/18
4th Down Pct.	42.9	38.9
Possession Avg.	28:58	31:02
Total Net Yards	5354	5810
Avg. Per Game	334.6	363.1
Total Plays	1066	1060
Avg. Per Play	5.0	5.5
Net Yards Rushing	2027	2012
Avg. Per Game	126.7	125.8
Total Rushes	403	481
Net Yards Passing	3327	3798
Avg. Per Game	207.9	237.4
Sacked/Yards Lost	65/401	49/324
Gross Yards	3728	4122
Att./Completions	598/334	530/364
Completion Pct.	55.9	68.7
Had Intercepted	20	8
Punts/Average	74/45.9	71/46.1
Net Punting Avg.	74/40.6	71/42.0
Penalties/Yards	107/853	112/1036
Fumbles/Ball Lost	31/9	21/11
Touchdowns	42	48
Rushing	16	20
Passing	22	27
Returns	4	1

2020 INDIVIDUAL STATISTICS

PASSING	Att	Cmp	Yds	Cmp%	Yds/Att	TD	TD%	Int	Int%	LG	Sk/Lost	Rtng
Wentz	437	251	2620	57.4	6.00	16	3.7	15	3.4	59	50/326	72.8
Hurts	148	77	1061	52.0	7.17	6	4.1	4	2.7	81t	13/59	77.6
Sudfeld	12	5	32	41.7	2.67	0	0.0	1	8.3	10	2/16	14.6
Ward	1	1	15	100.0	15.00	0	0.0	0	0.0	15	0/0	118.8
Team	598	334	3728	55.9	6.23	22	3.7	20	3.3	81t	65/401	72.9
Opponents	530	364	4122	68.7	7.78	27	5.1	8	1.5	69	49/324	102.4

TD TD TD TD

SCORING	Tot	Ru	Rec	Rt	PAT	FG	Saf	Pts
Elliott	0	0	0	0	24/26	14/19	0	66
Sanders	6	6	0	0	0	0	0	40
Ward	6	0	6	0	0	0	0	38
Wentz	5	5	0	0	0	0	0	30
Fulgham	4	0	4	0	0	0	0	24
Goedert	3	0	3	0	0	0	0	18
Hurts	3	3	0	0	0	0	0	18
Reagar	2	0	1	1	0	0	0	14
Rodgers	2	0	2	0	0	0	0	12
Scott	2	1	1	0	0	0	0	12
Arcega-Whiteside	1	0	0	1	0	0	0	8
Ertz	1	0	1	0	0	0	0	8
Clement	1	1	0	0	0	0	0	6
Croom	1	0	1	0	0	0	0	6
D.Jackson	1	0	1	0	0	0	0	6
Jeffery	1	0	1	0	0	0	0	6
McLeod	1	0	0	1	0	0	0	6
Singleton	1	0	0	1	0	0	0	6
Watkins	1	0	1	0	0	0	0	6
Hightower	0	0	0	0	0	0	0	2
Team	42	16	22	4	24/26	14/19	1	334
Opponents	48	20	27	1	45/47	27/32	2	418

2-Pt Conv: Sanders 2, Arcega-Whiteside, Ertz, Hightower, Reagar, Ward. Team 7-16. Opponents 0-1.

RUSHING

No.	Yds	Avg	LG	TD	
Sanders	164	867	5.3	82t	6
Scott	80	374	4.7	56t	1
Hurts	63	354	5.6	24	3
Wentz	52	276	5.3	40	5
Clement	21	75	3.6	7	1
Howard	7	27	3.9	11	0
Reagar	4	26	6.5	19	0
Huntley	5	19	3.8	10	0
D.Jackson	1	12	12.0	12	0
Sudfeld	2	12	6.0	12	0
Hightower	1	1	1.0	1	0
Ward	2	-4	-2.0	2	0
Killins	1	-12	-12.0	-12	0
Team	403	2027	5.0	82t	16
Opponents	481	2012	4.2	80	20

RECEIVING

No.	Yds	Avg	LG	TD	
Ward	53	419	7.9	32t	6
Goedert	46	524	11.4	41	3
Fulgham	38	539	14.2	42t	4
Ertz	36	335	9.3	42	1
Reagar	31	396	12.8	55	1
Sanders	28	197	7.0	28	0
Scott	25	212	8.5	18t	1
Rodgers	24	345	14.4	33t	2
D.Jackson	14	236	16.9	81t	1
Hightower	10	167	16.7	59	0
Watkins	7	106	15.1	43	1
Jeffery	6	115	19.2	39	1
Clement	5	25	5.0	12	0
Arcega-Whiteside	4	85	21.3	37	0
Burnett	3	19	6.3	10	0
Croom	1	3	3.0	3t	1
Hurts	1	3	3.0	3	0
Killins	1	2	2.0	2	0

Huntley	1	0	0.0	0	0
Team	334	3728	11.2	81t	22
Opponents	364	4122	11.3	69	27

INTERCEPTIONS

No.	Yds	Avg	LG	TD	
Epps	2	0	0.0	0	0
Singleton	1	30	30.0	30t	1
Slay	1	25	25.0	25	0
McLeod	1	21	21.0	21	0
Edwards	1	13	13.0	13	0
D.Riley	1	7	7.0	7	0
Mills	1	5	5.0	5	0
Team	8	101	12.6	30t	1
Opponents	20	132	6.6	50t	1

PUNTING

No.	Yds	Avg	Net/Bn	In20	LG	B		
Johnston	71	3318	46.7	40.6	6	26	66	1
Elliott	2	77	38.5	38.5	0	1	42	0
Team	74	3395	45.9	40.6	6	27	66	1
Opponents	71	3271	46.1	42.0	3	28	71	0

PUNT RETURNS

Ret	FC	Yds	Avg	LG	TD	
Ward	21	22	134	6.4	22	0
Reagar	4	4	94	23.5	73t	1
D.Jackson	1	1	2	2.0	2	0
Team	26	27	230	8.8	73t	1
Opponents	43	13	274	6.4	20	0

KICKOFF RETURNS

No.	Yds	Avg	LG	TD	
Scott	28	590	21.1	46	0
Huntley	2	36	18.0	20	0
Clement	1	22	22.0	22	0
Team	31	648	20.9	46	0
Opponents	26	581	22.3	37	0

FIELD GOALS 1-19 20-29 30-39 40-49 50+

Elliott	0/0	1/3	6/6	5/5	2/5
Team	0/0	1/3	6/6	5/5	2/5
Opponents	0/0	4/4	7/7	14/17	2/4

SACKS

No.	Yds
Graham	8.0
Cox	6.5
Sweet	6.0
Barnett	5.5
Hargrave	4.5
Curry	3.0
M.Jackson	2.5
Edwards	2.0
Singleton	2.0
Avery	1.5
Mills	1.5
Gerry	1.0
Jacquet	1.0
LeBlanc	1.0
Ridgeway	1.0
R.Williams	1.0
McGill	0.5
D.Riley	0.5
Team	49.0
Opponents	65.0

PHILADELPHIA EAGLES

RECORD HOLDERS

INDIVIDUAL RECORDS—CAREER

Category	Name	Performance
Rushing (Yds.)	LeSean McCoy, 2009-14	6,792
Passing (Yds.)	Donovan McNabb, 1999-2009	32,873
Passing (TDs)	Donovan McNabb, 1999-2009	216
Receiving (No.)	Harold Carmichael, 1971-83	589
Receiving (Yds.)	Harold Carmichael, 1971-83	8,978
Interceptions	Bill Bradley, 1969-76	34
	Eric Allen, 1988-94	34
	Brian Dawkins, 1996-2008	34
Punting (Avg.)	Cameron Johnston, 2018-20	47.0
Punt Return (Avg.)	Ernie Steele, 1942-48	16.8
Kickoff Return (Avg.)	Josh Huff, 2014-16	27.7
Field Goals	David Akers, 1999-2010	294
Touchdowns (Tot.)	Harold Carmichael, 1971-83	79
Points	David Akers, 1999-2010	1,323
*Sacks	Reggie White, 1985-92	124.0

INDIVIDUAL RECORDS—SINGLE SEASON

Category	Name	Performance
Rushing (Yds.)	LeSean McCoy, 2013	1,607
Passing (Yds.)	Carson Wentz, 2019	4,039
Passing (TDs)	Carson Wentz, 2017	33
Receiving (No.)	Zach Ertz, 2018	116
Receiving (Yds.)	Mike Quick, 1983	1,409
Interceptions	Bill Bradley, 1971	11
Punting (Avg.)	Cameron Johnson, 2018	48.2
Punt Return (Avg.)	Steve Van Buren, 1944	15.3
Kickoff Return (Avg.)	Al Nelson, 1972	29.1
Field Goals	Caleb Sturgis, 2016	35
Touchdowns (Tot.)	LeSean McCoy, 2011	20
Points	Cody Parkey, 2014	150
*Sacks	Reggie White, 1987	21.0

INDIVIDUAL RECORDS—SINGLE GAME

Category	Name	Performance
Rushing (Yds.)	LeSean McCoy, 12-8-13	217
Passing (Yds.)	Nick Foles, 12-23-18	471
Passing (TDs)	Adrian Burk, 10-17-54	**7
	Nick Foles, 11-3-13	**7
Receiving (No.)	Zach Ertz, 12-20-14	15
Receiving (Yds.)	Tommy McDonald, 12-10-61	237
Interceptions	Russ Craft, 9-24-50	**4
Field Goals	Tom Dempsey, 11-12-72	6
Touchdowns (Tot.)	Many times	4
	Last time by Brian Westbrook, 11-27-08	
Points	Bobby Walston, 10-17-54	25
*Sacks	Clyde Simmons, 9-15-91	4.5
	Hugh Douglas, 10-18-98	4.5

**Sacks became an official statistic in 1982. **NFL Record*

2021 COACHING STAFF

Nick Sirianni, Head Coach

Pro Career: Nick Sirianni was named head coach of the Philadelphia Eagles on Jan. 24, 2021, after having served as the Indianapolis Colts' offensive coordinator (2018-20). Prior to joining the Colts, Sirianni spent five years as a member of the Los Angeles/San Diego Chargers' (2013-17) coaching staff, including two seasons as wide receivers coach (2016-17), two seasons as quarterbacks coach (2014-15), and one season as an offensive quality control coach (2013). Sirianni broke into the NFL coaching ranks with the Kansas City Chiefs (2009-12), serving as wide receivers coach (2012) and offensive quality control coach (2009-11).

Background: Was a three-year starter at wide receiver for Mount Union, winning three NCAA Division III national championships. Also played one year (2005) in the Atlantic Indoor Football League with the Canton Legends. Began coaching as defensive backs coach at Mount Union (2004-05) and wide receivers coach at Indiana University of Pennsylvania (2006-08).

Personal: A native of Jamestown, N.Y. His brother, Mike, is currently the head coach at Washington & Jefferson College (Washington, Pa.) and his brother, Jay, and father, Fran, are former head coaches at Southwestern Central High School in Jamestown, N.Y. He and his wife, Brett, have two sons, Jacob and Miles, and one daughter, Taylor.

ASSISTANT COACHES

Tyler Brown, special teams quality control; born April 16, 1991, Marilton, N.J. No pro playing experience. College coach: Temple 2014-15, Michigan 2016-20. Pro coach: Joined Eagles in 2021.

Michael Clay, special teams coordinator; born Aug. 30, 1991, San Jose, Calif. Linebacker Oregon 2009-12. Pro linebacker Miami Dolphins 2013. Pro coach: Philadelphia Eagles 2014-15, San Francisco 49ers 2016-20. Rejoined Eagles in 2021.

Jonathan Gannon, defensive coordinator; born Jan. 4, 1983, Cleveland, Ohio. Defensive back Louisville 2001-03. No pro playing experience.

PHILADELPHIA EAGLES

College coach: Louisville 2003-06. Pro coach: Atlanta Falcons 2007, St. Louis Rams 2009-11, Tennessee Titans 2012-13, Minnesota Vikings 2014-17, Indianapolis Colts 2018-20. Joined Eagles in 2021.

Roy Istvan, assistant offensive line; born Dec. 27, 1968, Stratford, Conn. Offensive lineman Southern Connecticut State 1986-89. No pro playing experience. College coach: Southern Connecticut State 1990-2000, Buffalo 2001-05, Milford Academy 2006-07, Rhode Island 2008-13, Cornell 2014-16, Keiser 2018. Pro coach: Joined Eagles in 2019.

Brian Johnson, quarterbacks; born Feb. 16, 1987, Baytown, Texas. Quarterback Utah 2004-08. No pro playing experience. College coach: Utah 2010-13, Mississippi State 2014-16, Houston 2017, Florida 2018-20. Pro coach: Joined Eagles in 2021.

Joe Kasper, defensive quality control; born Sept. 29, 1992, Mentor, Ohio. Safety Baldwin Wallace 2011-14. No pro playing experience. High school coach: Mentor (Ohio) 2015-16. College coach: John Carroll 2017, Duke 2018-20. Pro Coach: Cleveland Browns 2013-14. Joined Eagles in 2021.

D.K. McDonald, assistant defensive backs; born Aug. 28, 1979, Orville, Ohio. Cornerback Edinboro 1997-2000. No pro playing experience. College coach: Edinboro 2003-05, Indiana (Pa.) 2006-10, William & Mary 2011, Toledo 2012-15, Iowa State 2016-20. Pro coach: Joined Eagles in 2021.

Jason Michael, tight ends; born Oct. 15, 1978, Louisa, Ky. Quarterback Western Kentucky 1999-2002. No pro playing experience. College coach: Tennessee 2003-04 and 2008. Pro coach: Oakland Raiders 2005, New York Jets 2006-07, San Francisco 49ers 2009-10, San Diego Chargers 2011-13, Tennessee Titans 2014-17, Arizona Cardinals 2018, Indianapolis Colts 2019-20. Joined Eagles in 2021.

Aaron Moorehead, wide receivers; born Nov. 5, 1980, Aurora, Colo. Wide receiver Illinois 1999-2002. Pro wide receiver Indianapolis Colts 2003-07. College coach: New Mexico 2009, Stanford 2010-12, Virginia Tech 2013-14, Texas A&M 2015-17, Vanderbilt 2018-19. Pro coach: Joined Eagles in 2020.

T.J. Paganetti, offensive quality control; born Aug. 4, 1989, Bedford, Mass. Attended Oregon. No pro playing experience. College coach: Oregon 2007-12, 2015-16. Pro coach: Philadelphia Eagles 2013-14. Rejoined Eagles in 2017.

Joe Pannunzio, assistant special teams coordinator; born July 4, 1959, Pueblo, Colo. Quarterback Southern Colorado 1978-81. No pro playing experience. College coach: Southern Colorado 1981, Mesa College 1982-84 and 1987-90, Kansas 1985-86, TCU 1990-91, Minnesota 1992-94, Mississippi 1995-98, Auburn 1999, Murray State 2000-05, Miami 2006-10, Alabama 2011-14 and 2017-18. Pro coach: Philadelphia Eagles 2015-16. Rejoined Eagles in 2019.

Kevin Patullo, passing game coordinator; born July 14, 1981, Hillsborough, N.J. Quarterback and wide receiver South Florida 1999-2002. No pro playing experience. College coach: South Florida 2003-04, Arizona 2004-06, Texas A&M 2017. Pro coach: Kansas City Chiefs 2007-08, Buffalo Bills 2010-12, Tennessee Titans 2014, New York Jets 2015-16, Indianapolis Colts 2018-20. Joined Eagles in 2021.

Nick Rallis, linebackers; born July 13, 1993, Edina, Minn. Linebacker Minnesota 2012-16. No pro playing experience. College coach: Wake Forest 2017. Pro coach: Minnesota Vikings 2018-20. Joined Eagles in 2021.

Tracy Rocker, defensive line; born April 9, 1966, Atlanta, Ga. Defensive tackle Auburn 1986-89. Pro defensive tackle Washington Redskins 1989-90, Orlando Thunder (WLAF) 1991. High school coach: Auburn (Ala.) 1992-93. College coach: West Alabama 1994-96, Troy State 1997-2001, Cincinnati 2002, Arkansas 2003-07, Mississippi 2008, Auburn 2009-10, Georgia 2014-16, Tennessee 2017-19, South Carolina 2020. Pro coach: Tennessee Titans 2011-13. Joined Eagles in 2021.

Tyler Scudder, coaches assistant; born May 6, 1986, Gettysburg, Pa. Attended West Virginia. No pro playing experience. College coach: Plymouth State (N.H.) 2009, Indiana (Pa.) 2010-12, Western Michigan 2013, Duquesne 2014-17, Iowa State 2018-20. Pro coach: Joined Eagles in 2021.

Jemal Singleton, running backs/assistant head coach; born Dec. 7, 1975, Incirlik, Turkey. Running back Air Force 1996-98. No pro playing experience. College coach: Air Force 2000-06, Oklahoma State 2011-14, Arkansas 2015. Pro coach: Indianapolis Colts 2016-17, Oakland Raiders 2018, Cincinnati Bengals 2019-20. Joined Eagles in 2021.

Shane Steichen, offensive coordinator; born May 11, 1985, Sacramento, Calif. Quarterback Nevada-Las Vegas 2003-06. No pro playing experience. College coach: Louisville 2010. Pro coach: San Diego/Los Angeles Chargers 2011-12 and 2014-20, Cleveland Browns 2013. Joined Eagles in 2021.

Jeff Stoutland, run game coordinator/offensive line; born Feb. 10, 1962, New York, N.Y. Linebacker Southern Connecticut State 1980-83. No pro playing experience. College coach: Southern Connecticut State 1984-85 and 1988-92, Syracuse 1986-87 and 1997-99, Cornell 1993-96, Michigan State 2000-06, Miami (Fla.) 2007-10, Alabama 2011-12. Pro coach: Joined Eagles in 2013.

Alex Tanney, offensive quality control; born Nov. 11, 1987, Lexington, Ill. Quarterback Monmouth 2007-11. Pro quarterback Kansas City Chiefs 2012, Dallas Cowboys 2013, Cleveland Browns 2013, Tampa Bay Buccaneers 2014, Tennessee Titans 2014-17, Buffalo Bills 2015, Indianapolis Colts 2015, New York Giants 2018-20. Pro coach: Joined Eagles in 2021.

Jeremiah Washburn, director of player personnel/senior defensive assistant; born June 17, 1977, Shelby, N.C. Guard Arkansas 1995-99. No pro playing experience. College coach: Arkansas 2000-01. Pro coach: Carolina Panthers 2002, Baltimore Ravens 2003-08, Detroit Lions 2009-15, Miami Dolphins 2016 and 2018, Chicago Bears 2017. Joined Eagles in 2019.

Dennard Wilson, defensive backs; born March 31, 1982, Upper Marlboro, Md. Defensive back Maryland 2000-03. Pro defensive back Washington Redskins 2004. High school coach: DeMatha (Md.) 2004-06. College coach: Maryland 2007-08. Pro coach: Chicago Bears 2008-11, St. Louis Rams 2012-15, Los Angeles Rams 2016, New York Jets 2017-20. Joined Eagles in 2021.

PHILADELPHIA EAGLES

2021 VETERAN ROSTER

No.	Name	Pos.	Ht.	Wt.	Birthdate	NFL Exp.	College	Hometown	How Acq.	'20 Games/ Starts
21	Adams, Andrew	S	5-11	204	10/28/92	6	Connecticut	College Park, Ga.	FA (TB) - '21	*16/0
19	Arcega-Whiteside, J.J.	WR	6-2	225	12/31/96	3	Stanford	Roebuck, S.C.	D2b-'19	8/0
37	Arnold, Grayland	S	5-10	187	9/4/97	2	Baylor	Kountze, Texas	UDFA-'20	6/0
58	Avery, Genard	DE	6-0	250	4/26/95	3	Memphis	Grenada, Miss.	T-Cle-'19	11/0
96	Barnett, Derek	DE	6-3	259	6/25/96	5	Tennessee	Brentwood, Tenn.	D1-'17	13/10
54	Bradley, Shaun	LB	6-1	240	4/8/97	2	Temple	Mount Holly, N.J.	D6a-'20	15/0
79	Brooks, Brandon	G	6-5	335	8/19/89	10	Miami (Ohio)	Milwaukee, Wis.	UFA (Hou)-'16	*0/0
61	Clark, Le'Raven	T	6-5	311	4/22/93	6	Texas Tech	Rockdale, Texas	FA-'21	*12/3
91	Cox, Fletcher	DT	6-4	310	12/13/90	10	Mississippi State	Yazoo City, Miss.	D1-'12	15/15
81	Croom, Jason	TE	6-5	246	2/28/94	3	Tennessee	Norcross, Ga.	FA-'20	4/0
77	Dillard, Andre	T	6-5	315	10/3/95	3	Washington State	Woodinville, Wash.	D1-'19	*0/0
63	Driscoll, Jack	T	6-5	312	4/1/97	2	Auburn	Madison, Conn.	D4b-'20	11/4
57	Edwards, T.J.	LB	6-1	242	8/12/96	3	Wisconsin	Lake Villa, Ill.	UDFA-'19	12/12
4	Elliott, Jake	K	5-9	167	1/21/95	5	Memphis	La Grange, Ill.	PS (Cin)-'17	16/0
22	Epps, Marcus	S	6-0	191	1/27/96	3	Wyoming	Huntington Beach, Calif.	W (Min)-'19	14/5
86	Ertz, Zach	TE	6-5	250	11/10/90	9	Stanford	Danville, Calif.	D2-'13	11/11
7	Flacco, Joe	QB	6-6	245	1/16/85	14	Delaware	Audubon, N.J.	FA(NYJ)-'21	*5/4
13	Fulgham, Travis	WR	6-2	215	9/13/95	3	Old Dominion	Ashburn, Va.	W (GB) - '20	13/8
88	Goedert, Dallas	TE	6-5	256	1/3/95	4	South Dakota State	Britton, S.D.	D2-'18	11/9
55	Graham, Brandon	DE	6-2	265	4/3/88	12	Michigan	Detroit, Mich.	D1-'10	16/16
97	Hargrave, Javon	DT	6-2	305	2/7/93	6	South Carolina State	Salisbury, N.C.	FA (Pit)-'20	15/11
28	Harris, Anthony	S	6-1	202	10/9/91	7	Virginia	Chesterfield, Va.	FA (Min) - '21	*16/16
67	Herbig, Nate	C/G	6-4	334	7/10/98	3	Stanford	Honolulu, Hawaii	UDFA-'19	15/12
82	Hightower, John	WR	6-2	190	5/31/96	2	Boise State	Upper Marlboro, Md.	D5-'20	13/4
24	Howard, Jordan	RB	6-0	224	11/2/94	6	Indiana	Gardendale, Ala.	FA-'20	7/4
32	Huntley, Jason	RB	5-9	195	4/20/98	2	New Mexico State	Arlington, Texas	W (Det)-'20	5/0
1	Hurts, Jalen	QB	6-1	223	8/7/98	2	Oklahoma	Channelview, Texas	D2-'20	15/4
38	Jacquet, Michael	CB	6-1	203	1/29/97	2	Louisiana	Beaumont, Texas	UDFA-'20	7/2
31	James, Craig	CB	5-10	195	4/29/96	3	Southern Illinois	Edwardsville, Ill.	FA-'19	4/0
34	Johnson, Kerryon	RB	5-11	211	6/30/97	4	Auburn	Huntsville, Ala.	W (Det)-'21	*16/2
65	Johnson, Lane	T	6-6	317	5/8/90	9	Oklahoma	Groveton, Texas	D1-'13	7/7
74	Juriga, Luke	C	6-4	301	6/7/97	2	Western Michigan	Aurora, Ill.	UDFA-'20	13/0
62	Kelce, Jason	C	6-3	295	11/5/87	11	Cincinnati	Cleveland, Ohio	D6a-'11	16/16
90	Kerrigan, Ryan	DE	6-4	265	8/16/88	11	Purdue	Muncie, Ind.	FA-'21	*16/1
45	Lovato, Rick	LS	6-2	249	9/9/92	5	Old Dominion	Middletown, N.J.	FA-'16	16/0
29	Maddox, Avonte	CB	5-9	184	3/31/96	4	Pittsburgh	Detroit, Mich.	D4a-'18	10/8
68	Mailata, Jordan	T	6-8	346	3/31/97	4	(no college)	Sydney, Australia	D7-'18	15/10
76	McGill, T.Y.	DT	6-0	299	11/23/92	7	North Carolina State	Jesup, Ga.	FA-'20	7/0
23	McLeod, Rodney	S	5-10	195	6/23/90	10	Virginia	Hyattsville, Md.	FA (LAR)-'16	13/13
78	Opeta, Sua	G	6-4	305	8/15/96	2	Weber State	Stansbury Park, Utah	UDFA-'19	8/2
95	Ostman, Joe	DE	6-3	259	7/12/95	2	Central Michigan	St. Ignace, Mich.	UDFA-'18	3/0
66	Pierschbacher, Ross	OL	6-4	315	6/5/95	2	Alabama	Cedar Falls, Iowa	PS (Was) - '20	3/0
69	Pryor, Matt	G/T	6-7	332	12/16/94	4	TCU	Lakewood, Calif.	D6-'18	15/10
18	Reagor, Jalen	WR	5-11	197	1/2/99	2	TCU	Waxahachie, Texas	D1-'20	11/11
98	Ridgeway, Hassan	DT	6-3	305	11/2/94	6	Texas	Mansfield, Texas	T (Ind)-'19	7/0
26	Sanders, Miles	RB	5-11	211	5/1/97	3	Penn State	Pittsburgh, Pa.	D2a-'19	12/11
35	Scott, Boston	RB	5-6	203	4/27/95	3	Louisiana Tech	Zachary, La.	PS (NO) -'18	16/4
56	Seumalo, Isaac	OL	6-4	303	10/29/93	6	Oregon State	Corvallis, Ore.	D3-'16	9/9
41	Seymour, Kevon	CB	6-0	185	11/30/93	4	Southern California	Pasadena, Calif.	FA-'20	2/0
49	Singleton, Alex	LB	6-2	240	12/7/93	3	Montana State	Thousand Oaks, Calif.	FA-'19	16/11
2	Slay, Darius	CB	6-0	190	1/1/91	9	Mississippi State	Brunswick, Ga.	T (Det)-'20	15/15
94	Sweat, Josh	DE	6-5	251	3/29/97	4	Florida State	Chesapeake, Va.	D4b-'18	14/3
52	Taylor, Davion	LB	6-1	230	8/5/98	2	Colorado	Magnolia, Miss.	D3-'20	12/1
36	Taylor, Shakial	CB	6-0	181	12/27/96	3	Kansas	Scottsdale, Ari.	W(NYG)-'21	*0/0
64	Toth, Brett	T	6-6	304	9/1/96	3	Army	Charleston, S.C.	W(Ari)-'20	6/1
42	Wallace, K'Von	S	5-11	205	7/25/97	2	Clemson	Highland Springs, Va.	D4a-'20	15/3
84	Ward, Greg	WR	5-11	190	7/12/95	3	Houston	Tyler, Texas	FA-'19	16/10
16	Watkins, Quez	WR	6-0	193	6/9/99	2	Southern Mississippi	Athens, Ala.	D6b-'20	6/0
61	Williams, Raequan	DT	6-4	305	2/14/97	2	Michigan State	Chicago, Ill.	UDFA-'20	6/0
50	Wilson, Eric	LB	6-1	230	9/26/94	5	Cincinnati	Redford, Mich.	FA (Min) - '21	*16/15

PHILADELPHIA EAGLES

* Adams played 16 games with Tampa Bay; Brooks missed '20 season because of injury; Clark played 12 games for Indianapolis; Dillard missed '20 season because of injury; Flacco played five games with New York Jets; Harris played 16 games with Minnesota; K.Johnson played 16 games with Detroit; Kerrigan played 16 games for Washington; Taylor last active with Denver in '19; Wilson played 16 games with Minnesota.

Traded: QB Carson Wentz (12 games in '20) to Indianapolis.

Players lost through free agency (six): DE Vinny Curry (NYJ, 11 games); S Rudy Ford (JAX, eight); LB Nate Gerry (SF, seven); CB Jalen Mills (NE, 15); LB Duke Riley (MIA, 13); QB Nate Sudfeld (SF, one).

Also played with Eagles in '20—RB Corey Clement (15 games), WR DeSean Jackson (five), DT Malik Jackson (15), WR Alshon Jeffery (seven), P Cameron Johnston (16), CB Cre'Von LeBlanc (nine), T Jason Peters (eight), CB Nickell Robey-Coleman (15), TE Richard Rodgers (14), QB Carson Wentz (12).

FIRST-YEAR ROSTER

Name	Pos.	Ht.	Wt.	Birthdate	College	Hometown	How Acq.
Ausbon, Jhamon	WR	6-2	217	9/3/99	Texas A&M	Houston, Texas	FA
Awosika, Kayode	G	6-3	312	10/27/98	Buffalo	Maple Grove, Minn.	FA
Bailey, JaQuan	DE	6-2	260	5/28/97	Iowa State	Jacksonville, Fla.	FA
Butler, Hakeem (1)	TE	6-5	227	5/16/96	Iowa State	Fort Bend, Texas	PS(Car)-20
Crider, Harry	C	6-3	307	5/18/99	Indiana	Columbus, Ind.	FA
Dickerson, Landon	OL	6-6	333	9/30/98	Alabama	Hudson, N.C.	D2
Gainwell, Kenneth	RB	5-8	201	3/14/99	Memphis	Yazoo City, Miss.	D5
Grimes, Trevon	WR	6-4	223	11/28/98	Florida	Fort Lauderdale, Fla.	FA
Hill, Lavert (1)	CB	5-10	190	10/3/98	Michigan	Detroit, Mich.	FA-'20
Holyfield, Elijah (1)	RB	5-10	215	11/30/97	Georgia	College Park, Ga.	PS(Car)-19
Jackson, Tarron	DE	6-2	254	6/22/98	Coastal Carolina	Aiken, S.C.	D6b
Jackson, Tyree (1)	TE	6-7	249	11/7/97	Buffalo	Norton Shores, Mich.	FA
Johnson, Patrick	LB	6-2	240	1/10/98	Tulane	Chattanooga, Tenn.	D7
Killins, Adrian (1)	RB	5-8	177	1/2/98	Central Florida	Daytona Beach, Fla.	UDFA-'20
Leo, Matt (1)	DE	6-7	280	5/8/92	Iowa State	Adelaide, Australia	FA-'20
Meadors, Nate (1)	DB	5-11	194	2/13/97	UCLA	San Bernardino, Calif.	FA
McPhearson, Zech	CB	5-11	191	3/21/98	Texas Tech	Upper Marlboro, Md.	D4
Newman, Jamie	QB	6-3	234	12/1/97	Georgia	Graham, N.C.	FA
Riley, Elijah (1)	DB	5-11	214	6/12/98	Army	Selden, N.Y.	UDFA-'20
Siposs, Arryn (1)	P	6-2	212	11/25/92	Auburn	Melbourne, Australia	FA
Smith, DeVonta	WR	6-0	170	11/14/98	Alabama	Amite City, La.	D1
Smith, Rashad (1)	LB	6-1	220	4/20/97	Florida Atlantic	Florida City, Fla.	FA-'20
Stevens, JaCoby	LB	6-1	212	7/19/98	LSU	Murfreesboro, Tenn.	D6c
Stoll, Jack	TE	6-4	247	1/28/98	Nebraska	Aurora, Colo.	FA
Tate, Khalil (1)	WR	6-0	216	10/23/98	Arizona	Gardena, Calif.	FA
Tuipulotu, Marlon	DT	6-2	307	5/31/99	Southern California	Independence, Ore.	D6a
Williams, Milton	DT	6-3	284	4/6/99	Louisiana Tech	Crowley, Texas	D3
Wilson, Caleb (1)	TE	6-4	235	7/15/96	UCLA	Warner Robins, Ga.	W-Was-'20

The term NFL Rookie is defined as a player who is in his first season of professional football and has not been on the roster of another professional football team for any regular-season or postseason games. A Rookie is designated by an "R" on NFL rosters. Players who have been active in another professional football league or players who have NFL experience, including either preseason training camp or being on an Active List or Inactive List, or on Reserve/Injured or Reserve/Physically Unable to Perform for fewer than six regular-season games, are termed NFL First-Year Players. An NFL First-Year Player is designated by a "1" on NFL rosters. Thereafter, a player is credited with an additional year of experience for each season in which he accumulates six games on the Active List or Inactive List, or on Reserve/Injured or Reserve/Physically Unable to Perform.

Log on to www.philadelphiaeagles.com for an up-to-date roster.

SAN FRANCISCO 49ERS



**National Football Conference
West Division**

**4949 Marie P. DeBartolo Way
Santa Clara, CA 95054
Telephone: (408) 562-4949**

Team Colors: 49ers Gold and 49ers Red

2021 SCHEDULE

PRESEASON

Aug. 14 **Kansas City** 5:30 PM
 Aug. 22 at L.A. Chargers 4:30 PM
 Aug. 29 **Las Vegas** 1:00 PM

REGULAR SEASON

Sept. 12 at Detroit 10:00 AM
 Sept. 19 at Philadelphia 10:00 AM
 Sept. 26 **Green Bay** 5:20 PM
 Oct. 3 **Seattle** 1:05 PM
 Oct. 10 at Arizona 1:25 PM
 BYE
 Oct. 24 **Indianapolis** 5:20 PM
 Oct. 31 at Chicago 10:00 AM
 Nov. 7 **Arizona** 1:25 PM
 Nov. 15 **L.A. Rams** (Mon) 5:15 PM
 Nov. 21 at Jacksonville 10:00 AM
 Nov. 28 **Minnesota** 1:25 PM
 Dec. 5 at Seattle 5:20 PM
 Dec. 12 at Cincinnati 10:00 AM
 Dec. 19 **Atlanta** 1:05 PM
 Dec. 23 at Tennessee (Thu) 5:20 PM
 Jan. 2 **Houston** 1:05 PM
 Jan. 9 at L.A. Rams 1:25 PM

**All times PT; Sunday night games in Weeks 5-17 subject to change*

Stadium: Levi's® Stadium
 Santa Clara, CA 95054
Opened: 2014
Capacity: 68,500
Playing Surface: Natural Grass

Training Camp:
 SAP Performance Facility
 4949 Marie P. DeBartolo Way
 Santa Clara, CA 95054

CLUB OFFICIALS

OWNERSHIP

Co-Chairman: Denise DeBartolo York
 Co-Chairman: John York
 Chief Executive Officer: Jed York
 Ownership: Gideon Yu
 Ownership: Mark Wan
 Ownership: John M. Sobrato

MANAGEMENT

General Manager: John Lynch
 President, 49ers Enterprises & Executive Vice President of Football Operations: Paraag Marathe
 President: Al Guido
 Assistant General Manager: Adam Peters
 Chief Marketing Officer: Alex Chang
 Chief Administrative Officer & General Counsel: Hannah Gordon
 Chief Investment Officer: Brano Perkovich
 Chief Financial Officer: Scott Sabatino
 Chief Revenue Officer: Brent Schoeb
 Executive Vice President & General Manager, Levi's Stadium: Jim Mercurio
 Vice President of Security: Russ Butler
 Vice President, Controller: Esther Chi
 Vice President, Human Resources: Harpreet Basran
 Vice President, Deputy General Counsel: Jihad Beauchman
 Vice President of Public Affairs & Strategic Communications: Rahul Chandhok
 Vice President & Executive Director of the Bay Area Host Committee: Patricia Ernmstrom
 Vice President, Stadium Event Operations: Nelson Ferreira
 Vice President, Finance: Jeff Fong
 Vice President of Football Administration: Brian Hampton
 Vice President of Corporate Partnerships: Kevin Hilton
 Vice President of Strategy & Analytics: Moon Javaid
 Vice President, Gameday Production & Broadcast Operations: Aron Kennedy
 Legal Counsel, 49ers Enterprises/Investments: Sean Kundu
 Vice President, Community Impact Legal: Jenni Luke
 Vice President, Chief of Staff: Pete Malcolm
 Vice President, Corporate Security: Jeff Rodriguez
 Vice President, Digital & Social Media: Meghan Ryan
 Vice President of Football Affairs: Keena Turner
 Vice President, Stadium Operations & Strategic Planning: Ryan van Maarh
 Executive Director, San Francisco 49ers Foundation: Justin Prettyman
 Director of Team Security: Mike Anderson
 Director of Video Operations: Mike Bracken
 Director of Information Technology: Jim Bartholomew
 Director of Equipment Operations: Jay Brunetti
 Director of Pro Personnel: Ran Carthon
 Director of Ticket Operations: Brad Dugan
 Director of Stadium & Event Operations: Craig Graber
 Senior Sports Turf Manager/Head Groundskeeper: Matthew Greiner
 Director of Corporate Communications: Roger Hacker
 Director of Facilities: Bill Howell
 Head Athletic Trainer: Dustin Little
 Director of 49ers EDU & 49ers Museum; Managing Partner, EDU Academy: Jesse Lovejoy
 Director of Alumni Relations: Guy McIntyre
 Director of Community Relations: Stacy McCorkle
 Director of Player Engagement: Austin Moss II
 Head Strength & Conditioning: Dustin Perry
 Head of Player Health & Performance: Ben Peterson
 Director of Team Logistics: Steve Risser
 Director of Stadium Operations Logistics: Julian Sakti
 Director of Broadcast Partnerships: Bob Sargent
 Director of Performance Monitoring/Assistant Strength & Conditioning: Shea Thompson
 Director of College Scouting & Football Systems: Ethan Waugh
 Director of Functional Performance: Elliott Williams

COACHING HISTORY

(583-506-14)

Records include postseason games

1950-54 Lawrence (Buck) Shaw 33-25-2
 1955 Norman (Red) Strader 4-8-0
 1956-58 Frankie Albert 19-17-1
 1959-63 Howard (Red) Hickey* 27-27-1
 1963-67 Jack Christiansen 26-38-3
 1968-75 Dick Nolan 56-56-5
 1976 Monte Clark 8-6-0
 1977 Ken Meyer 5-9-0
 1978 Pete McCulley** 1-8-0
 1978 Fred O'Connor 1-6-0
 1979-88 Bill Walsh 102-63-1
 1989-96 George Seifert 108-35-0
 1997-2002 Steve Mariucci 60-43-0
 2003-04 Dennis Erickson 9-23-0
 2005-08 Mike Nolan*** 18-37-0
 2008-10 Mike Singletary*** 18-22-0
 2010 Jim Tomsula 1-0-0
 2011-14 Jim Harbaugh 49-22-1
 2015 Jim Tomsula 5-11-0
 2016 Chip Kelly 2-14-0
 2017-20 Kyle Shanahan 31-36-0

** Resigned after three games in 1963*

*** Released after nine games in 1978*

**** Released after seven games in 2008*

***** Released after 15 games in 2010*

PAID ATTENDANCE, 2020

Home 0 Away 29,075
 Total 29,075

Single-game home record,
 69,732 (11/12/13)

Single-season home record,
 544,228 (1999)

2021 DRAFT CHOICES

Rd	Name	Pos	College
1	Trey Lance	QB	North Dakota St.
2	Aaron Banks	OL	Notre Dame
3	Trey Sermon	RB	Ohio St.
3	Ambry Thomas	CB	Michigan
5	Jaylon Moore	OL	Western Michigan
5	Deamodore Lenoir	DB	Oregon
5	Talanoa Hufanga	S	Southern California
6	Elijah Mitchell	RB	Louisiana-Lafayette

SAN FRANCISCO 49ERS

RECORD HOLDERS

INDIVIDUAL RECORDS—CAREER

Category	Name	Performance
Rushing (Yds.)	Frank Gore, 2005-14	11,073
Passing (Yds.)	Joe Montana, 1979-92	35,124
Passing (TDs)	Joe Montana, 1979-92	244
Receiving (No.)	Jerry Rice, 1985-2000	1,281
Receiving (Yds.)	Jerry Rice, 1985-2000	19,247
Interceptions	Ronnie Lott, 1981-90	51
Punting (Avg.)	Andy Lee, 2004-14	46.2
Punt Return (Avg.)	Ted Ginn Jr., 2010-12	11.8
Kickoff Return (Avg.)	Abe Woodson, 1958-64	29.4
Field Goals	Ray Wersching, 1977-87	190
Touchdowns (Tot.)	Jerry Rice, 1985-2000	187
Points	Jerry Rice, 1985-2000	1,130
*Sacks	Bryant Young, 1994-2007	89.5

INDIVIDUAL RECORDS—SINGLE SEASON

Category	Name	Performance
Rushing (Yds.)	Frank Gore, 2006	1,695
Passing (Yds.)	Jeff Garcia, 2000	4,278
Passing (TDs)	Steve Young, 1998	36
Receiving (No.)	Jerry Rice, 1995	122
Receiving (Yds.)	Jerry Rice, 1995	1,848
Interceptions	Dave Baker, 1960	10
	Ronnie Lott, 1986	10
Punting (Avg.)	Andy Lee, 2011	50.9
Punt Return (Avg.)	Jimmy Williams, 2002	16.8
Kickoff Return (Avg.)	Joe Arenas, 1953	34.4
Field Goals	David Akers, 2011	**44
Touchdowns (Tot.)	Jerry Rice, 1987	23
Points	David Akers, 2011	166
*Sacks	Aldon Smith, 2012	19.5

INDIVIDUAL RECORDS—SINGLE GAME

Category	Name	Performance
Rushing (Yds.)	Frank Gore, 11-19-06	212
Passing (Yds.)	Joe Montana, 10-14-90	476
Passing (TDs)	Joe Montana, 10-14-90	6
Receiving (No.)	Terrell Owens, 12-17-00	20
Receiving (Yds.)	Jerry Rice, 12-18-95	289
Interceptions	Dave Baker, 12-4-60	**4
Field Goals	Ray Wersching, 10-16-83	6
	Jeff Wilkins, 9-29-96	6
	Robbie Gould, 12-17-17	6
Touchdowns (Tot.)	Jerry Rice, 10-14-90	5
Points	Jerry Rice, 10-14-90	30
*Sacks	Fred Dean, 11-13-83	6.0

**Sacks became an official statistic in 1982. **Tied NFL Record.*

2021 COACHING STAFF

Kyle Shanahan, Head Coach

Pro Career: Kyle Shanahan became the 20th head coach in franchise history on Feb. 6, 2017 after spending the prior two seasons as offensive coordinator of the Atlanta Falcons. Has 17 seasons of coaching experience at the NFL level, including seasons as an offensive coordinator for the Atlanta Falcons (2015-16), Cleveland Browns (2014), Washington Redskins (2010-13) and Houston Texans (2008-09). In six of his nine seasons as an offensive coordinator (2008-09, 2012-13 and 2015-16), and one as head coach of the 49ers (2019), Shanahan has directed an offense that ranked in the top 10 in the NFL in yards gained. In 2019, Shanahan

led the 49ers to Super Bowl LIV in his third season with the team, winning Coach of the Year honors by *Sporting News* and NFC Coach of the Year by the Committee of 101. Following the 2016 season, Shanahan was named Associated Press Assistant Coach of the Year, Coordinator of the Year by *Sporting News* and Assistant Coach of the Year by the Pro Football Writers of America after a record-setting performance by the Falcons offense en route to capturing the NFC South division title and an appearance in Super Bowl LI. Career record: 31-36.

Background: Wide receiver at Duke 1998-99 and Texas 2001-02. Began coaching career at UCLA (2003) before moving to the NFL with the Tampa Bay

Buccaneers (2004-05), Houston Texans (2006-09), Washington Redskins (2010-13), Cleveland Browns (2014) and Atlanta Falcons (2015-16).

Personal: Born Dec. 14, 1979, Minneapolis, Minn.

ASSISTANT COACHES

Butch Barry, assistant offensive line; born March 20, 1978, Sturgeon Bay, Wis. Offensive lineman Central Michigan 1996-2000. No pro playing experience. College coach: Central Michigan 2002-03 and 2010-14, Southwest Minnesota State 2004-05, Michigan Tech 2006-08, North Greenville 2009, Miami (Fla.) 2019. Pro coach: Tampa Bay

SAN FRANCISCO 49ERS

Buccaneers 2015-18, Green Bay Packers 2020. Joined 49ers in 2021.

James Bettcher, senior defensive assistant/running game specialist; born May 27, 1978, Lakeville, Ind. Offensive lineman St. Francis (Ind.) 1999-2002. No pro playing experience. College coach: St. Francis (Ind.) 2003-05, Bowling Green 2006, North Carolina 2007-09, Ball State 2010, New Hampshire 2011. Pro coach: Indianapolis Colts 2012, Arizona Cardinals 2013-17, New York Giants 2018. Joined 49ers in 2021.

Daniel Bullocks, safeties; born Feb. 28, 1983, Chattanooga, Tenn. Safety Nebraska 2001-05. Pro safety Detroit Lions 2006-09. College coach: Northern Iowa 2012-14, Eastern Michigan 2015-16. Pro coach: Jacksonville Jaguars 2016. Joined 49ers in 2017.

Jon Embree, tight ends/assistant head coach; born Oct. 15, 1965, Los Angeles, Calif. Tight end Colorado 1983-86. Pro tight end Los Angeles Rams 1987-89. College coach: Colorado 1991, 1993-2002 and 2011-12 (head coach), UCLA 2003-05. Pro coach: Kansas City Chiefs 2006-08, Washington Redskins 2010, Cleveland Browns 2013, Tampa Bay Buccaneers 2014-16. Joined 49ers in 2017.

Brian Fleury, offensive quality control; born Jan. 22, 1980, Germantown, Md. Quarterback Towson 1999-2002. No pro playing experience. College coach: Maryland 2003-04, Sacred Heart 2005-08, Towson 2009-12. Pro coach: Buffalo Bills 2013, Cleveland Browns 2014-15, Miami Dolphins 2016-18. Joined 49ers in 2019.

Chris Foerster, offensive line; born Oct. 12, 1961, Milwaukee, Wis. Center Colorado State 1979-82. No pro playing experience. College coach: Colorado State 1983-87, Stanford 1988-91, Minnesota 1992. Pro coach: Minnesota Vikings 1993-95, Tampa Bay Buccaneers 1996-2001, Indianapolis Colts 2002-03, Miami Dolphins 2004 and 2016-17, Baltimore Ravens 2005-07, San Francisco 49ers 2008-09 and 2015, Washington Redskins 2010-14. Rejoined 49ers in 2020.

Leonard Hankerson, offensive quality control; born Jan. 30, 1989, Fort Lauderdale, Fla. Wide receiver Miami (Fla.) 2007-10. Pro wide receiver Washington Redskins 2011-14, Atlanta Falcons 2015, Buffalo Bills 2015, New England Patriots 2015. College coach: Massachusetts 2017-18, Stephen F. Austin State 2019-20. Pro coach: Joined 49ers in 2021.

Matthew Harper, assistant special teams; born Nov. 26, 1984, Secaucus, N.J. Safety City College of San Francisco 2004-05 and Oregon 2006-07. No pro playing experience. College coach: City College of San Francisco 2008, Oregon 2009-12. Pro coach: Philadelphia Eagles 2013-20. Joined 49ers in 2021.

Andrew Hayes-Stoker, defensive quality control; born Jan. 9, 1979, Arlington, Texas. Running back TCU 1999-2002. No pro playing experience. College coach: Texas A&M 2005, Florida International 2013, Illinois 2016-20. Pro coach: Chicago Bears 2006-12, Tampa Bay Buccaneers 2014-15. Joined 49ers in 2021.

Richard Hightower, special teams coordinator; born Sept. 15, 1980, Houston, Texas. Wide receiver Texas 1999-2002. No pro playing experience. College coach: Minnesota 2009. Pro coach: Houston Texans 2006-08, Washington Redskins 2010-13, Cleveland Browns 2014, San Francisco 49ers 2015, Chicago Bears 2016. Rejoined 49ers in 2017.

Johnny Holland, linebackers; born March 11, 1965, Bellville, Texas. Linebacker Texas A&M 1983-86. Pro linebacker Green Bay Packers 1987-93. Pro coach: Green Bay Packers 1995-99, Seattle Seahawks 2000-02, Detroit Lions 2003-05, Houston Texans 2006-10, Virginia Destroyers (UFL) 2011, Oakland Raiders 2012, Saskatchewan Roughriders (CFL) 2013, British Columbia Lions (CFL) 2014-15, Cleveland Browns 2016. Joined 49ers in 2017.

Kris Kocurek, defensive line; born Nov. 15, 1978, Rockdale, Texas. Defensive tackle Texas Tech 1997-2000. Pro defensive tackle Tennessee Titans 2001-02. College coach: Texas Tech 2003, Texas A&M-Kingsville 2004-05, Texas A&M-Commerce 2006, West Texas A&M 2007, Stephen F. Austin 2008. Pro coach: Detroit Lions 2009-17, Miami Dolphins 2018. Joined 49ers in 2019.

Klay Kubiak, defensive quality control; born Oct. 10, 1988, Houston, Texas. Quarterback Colorado State 2007-10. No pro playing experience. Pro coach: Joined 49ers in 2021.

August Mangin, special teams quality control; born Jan. 6, 1987, Lewisville, Texas. Fullback LSU 2005-09. No pro playing experience. College coach: Northwestern State 2011, 2014-17, Alabama 2018, LSU 2012-13 and 2019-20. Pro coach: Joined 49ers in 2021.

Mike McDaniel, offensive coordinator; born March 6, 1983, Greeley, Colo. Wide receiver Yale 2001-04. No pro playing experience. Pro coach: Denver Broncos 2005, Houston Texans 2006-08, California Redwoods (UFL) 2009, Sacramento Mountain Lions (UFL) 2010, Washington Redskins 2011-13, Cleveland Browns 2014, Atlanta Falcons 2015-16. Joined 49ers in 2017.

DeMeco Ryans, defensive coordinator; born July 28, 1984, Bessemer, Ala. Linebacker Alabama 2002-05. Pro linebacker Houston Texans 2006-11, Philadelphia Eagles 2012-15. Pro coach: Joined 49ers in 2017.

Rich Scangarello, quarterbacks; born April 15, 1972, Roseville, Calif. No college or pro playing experience. College coach: California-Davis 1998-99 and 2004-08, Idaho 2000 and 2002-03, Carleton (Minn.) College 2001, Millsaps College 2010-11, Northern Arizona 2012-14, Wagner College 2016. Pro coach: Oakland Raiders 2009, Atlanta Falcons 2015, San Francisco 49ers 2017-18, Denver Broncos 2019, Philadelphia Eagles 2020. Rejoined 49ers in 2021.

Bobby Slowik, offensive passing game specialist; born June 9, 1987, Green Bay, Wis. Wide receiver Michigan Tech 2005-09. No pro playing experience. Pro coach: Washington Redskins 2010-13. Joined 49ers in 2017.

Darryl Tapp, assistant defensive line; born Sept. 13, 1984, Chesapeake, Va. Defensive lineman Virginia Tech 2002-05. Pro defensive lineman Seattle Seahawks 2006-09, Philadelphia Eagles 2010-12, Washington Redskins 2013, Detroit Lions 2014-15, New Orleans Saints 2016, Tampa Bay Buccaneers 2017. College coach: Central Michigan 2018, Vanderbilt 2019, Virginia Tech 2020. Pro coach: New Orleans Saints 2017. Joined 49ers in 2021.

Robert Turner Jr., running backs; born May 6, 1949, East Chicago, Ind. Defensive back Indiana State 1968-71. No pro playing experience. College coach: Indiana State 1975-82, Fresno State 1983-88, Ohio State 1989-90, Purdue 1991-94. Pro coach: Denver Broncos 1995-2009, Washington Redskins 2010-13, Atlanta Falcons 2015-16. Joined 49ers in 2017.

Cory Undlin, defensive passing game specialist/secondary; born June 29, 1971, St. Cloud, Minn. Defensive back Cal Lutheran 1990-94. No pro playing experience. College coach: California Lutheran 1998-2002, Fresno State 2003. Pro coach: New England Patriots 2004, Cleveland Browns 2005-08, Jacksonville Jaguars 2009-11, Denver Broncos 2012-14, Philadelphia Eagles 2015-19, Detroit Lions 2020. Joined 49ers in 2021.

Wes Welker, wide receivers; born May 1, 1981, Oklahoma City, Okla. Wide receiver Texas Tech 2000-03. Pro wide receiver San Diego Chargers 2004, Miami Dolphins 2004-06, New England Patriots 2007-12, Denver Broncos 2013-14, St. Louis Rams 2015. Pro coach: Houston Texans 2017-18. Joined 49ers in 2019.

Zach Yenser, assistant offensive line; born Jan. 19, 1984, Fort Mitchell, Ky. Center East Tennessee State 2002 and Troy 2003-06. No pro playing experience. College coach: Troy 2007, Henderson State 2008, Louisiana Tech 2010-12, California 2013-14, Kansas 2015-17, Southern Methodist 2018. Pro coach: Joined 49ers in 2019.

SAN FRANCISCO 49ERS

2021 VETERAN ROSTER

No.	Name	Pos.	Ht.	Wt.	Birthdate	NFL		College	Hometown	How Acq.	'20 Games/ Starts
						Exp.	College				
11	Aiyuk, Brandon	WR	6-0	200	3/17/98	2	Arizona State	Reno, Nev.	D1b-'20		12/11
51	Al-Shaarif, Azeez	LB	6-2	228	8/4/97	3	Florida Atlantic	Tampa, Fla.	FA-'19		16/5
91	Armstead, Arik	DL	6-7	290	11/15/93	7	Oregon	Elk Grove, Calif.	D1-'15		16/16
64	Barrett, Alex	DL	6-2	250	3/6/94	2	San Diego State	Mesa, Ariz.	FA-'19		7/0
17	Benjamin, Travis	WR	5-10	175	12/29/89	9	Miami (Fla.)	Belle Glade, Fla.	UFA(LAC)-'20		0*
49	Boddy-Calhoun, Briean	CB	5-9	193	1/21/93	4	Minnesota	Wilmington, Del.	FA-'21		1/0
97	Bosa, Nick	DL	6-4	266	10/23/97	3	Ohio State	Fort Lauderdale, Fla.	D1-'19		2/2
64	Brendel, Jake	OL	6-4	299	9/10/92	4	UCLA	Plano, Texas	FA-'20		0*
60	Brunskill, Daniel	OL	6-5	300	1/27/94	3	San Diego State	Valley Center, Calif.	FA-'19		16/16
78	Coleman, Shon	T	6-5	310	11/25/91	5	Auburn	Olive Branch, Miss	T(Cle)-'18		0*
66	Compton, Tom	OL	6-6	315	5/10/89	9	South Dakota	Rosemount, Minn.	FA-'20		7/3
86	Cracraft, River	WR	6-0	198	11/1/94	3	Washington State	Rancho Santa Margarita, Calif.	FA-'20		9/1
65	Daniels, Darrion	DL	6-3	311	12/4/97	2	Nebraska	Dallas, Texas	FA-'20		4/0
82	Dwelle, Ross	TE	6-5	235	1/26/95	4	San Diego	El Dorado Hills, Calif.	FA-'18		16/9
56	Ebukam, Samson	DL	6-3	245	5/9/95	5	Eastern Washington	Valley Center, Ore.	UFA(LAR)-'21		16/14*
25	Fields II, Mark	CB	5-10	180	10/10/96	2	Clemson	Cornelius, N.C.	W(Hou)-'21		4/0*
45	Flannigan-Fowles, Demetrius	LB	6-2	210	9/4/96	2	Arizona	Tucson, Ariz.	FA-'19		11/0
5	Ford, Dee	DL	6-2	252	3/19/91	8	Auburn	Odenville, Ala.	T(KC)-'19		1/0
4	Fowler, Bennie	WR	6-1	218	6/10/91	7	North Dakota	Bellevue, Neb.	UFA(NO)-'21		5/0*
22	Gallman II, Wayne	RB	6-0	216	10/1/94	5	Clemson	Loganville, Ga.	UFA(NYG)-'21		15/10*
10	Garoppolo, Jimmy	QB	6-2	225	11/2/91	8	Eastern Illinois	Rolling Meadows, Ill.	T(NE)-'17		6/6
47	Gerry, Nathan	LB	6-2	230	2/23/95	5	Nebraska	Sioux Falls, S.D.	UFA(Phi)-'21		7/7*
90	Givens, Kevin	DL	6-1	285	3/1/97	2	Penn State	Newark, N.J.	FA-'19		13/1
9	Gould, Robbie	K	6-0	190	12/6/82	17	Penn State	Jersey Shore, Pa.	UFA(NYG)-'17		15/0
57	Greenlaw, Dre	LB	6-0	230	5/25/97	3	Arkansas	Fayetteville, Ark.	D5-'19		13/11
77	Hall, Daeshon	DL	6-5	265	6/14/95	2	Texas A&M	Lancaster, Texas	FA-'20		0*
35	Harris Jr., Tim	CB	6-1	205	7/31/95	2	Virginia	Richmond, Va.	D6c-'19		2/0
36	Harris, Marcell	LB	6-0	215	6/9/94	4	Florida	Orlando, Fla.	D6-'18		16/4
23	Hasty, Ja'Mycal	RB	5-8	205	9/12/96	2	Baylor	Longview, Texas	FA-'20		8/0
88	Helm, Daniel	TE	6-4	255	4/20/95	2	Duke	Chatham, Ill.	FA-'20		5/0
14	Hurd, Jalen	WR	6-4	230	1/23/96	3	Baylor	Hendersonville, Tenn.	D3-'19		0*
96	Hurst, Maurice	DL	6-2	291	5/9/95	4	Michigan	Westwood, Mass.	FA-'21		11/3*
13	James, Richie	WR	5-9	185	9/5/95	4	Middle Tennessee State	Sarasota, Fla.	D7b-'18		11/7
27	Johnson, Dontae	CB	6-2	200	12/1/91	8	North Carolina State	Pennington, N.J.	FA-'19		14/3
1	Johnson, Josh	QB	6-3	205	5/15/86	8	San Diego	Oakland, Calif.	FA-'20		0*
93	Jones, D.J.	DL	6-0	305	1/19/95	5	Mississippi	Piedmont, S.C.	D6a-'17		14/14
44	Juszczyk, Kyle	FB	6-1	235	4/23/91	9	Harvard	Lodi, Ohio	UFA(Bal)-'17		16/15
92	Kerr, Zach	DL	6-2	334	8/29/90	8	Delaware	Gaithersburg, Md.	UFA(Car)-'21		13/4*
98	Key, Arden	DL	6-5	240	5/3/96	4	LSU	College Park, Ga.	FA-'21		14/0*
99	Kinlaw, Javon	DT	6-5	319	10/3/97	2	South Carolina	Charleston, S.C.	D1a-'20		14/12
85	Kittle, George	TE	6-4	250	10/9/93	5	Iowa	Norman, Okla.	D5a-'17		8/8
50	Mack, Alex	C	6-4	311	11/19/85	13	California	Santa Barbara, Calif.	UFA(Atl)-'21		14/14*
7	Mayden, Jared	S	6-0	205	6/24/98	2	North Carolina	Charlotte, N.C.	FA-'20		2/0
69	McGlinchey, Mike	T	6-8	310	1/12/95	4	Notre Dame	Philadelphia, Pa.	D1-'18		16/16
68	McKivitz, Colton	OL	6-6	301	8/9/96	2	West Virginia	Jacobsburg, Ohio	D5-'20		13/3
33	Moore, Tarvarius	DB	6-2	200	8/16/96	4	Southern Mississippi	Quitman, Miss.	D3b-'18		16/8
4	Moseley, Emmanuel	CB	5-11	190	3/25/96	4	Tennessee	Greensboro, N.C.	FA-'18		12/8
31	Mostert, Raheem	RB	5-10	205	4/9/92	7	Purdue	New Smyrna Beach, Fla.	FA-'17		8/8
43	Nacua, Kai	S	6-0	205	3/3/95	4	Brigham Young	Henderson, Nev.	FA-'20		5/0
46	Pepper, Taybor	LS	6-4	245	5/28/94	4	Michigan State	Saline, Mich.	FA-'20		12/0
58	Richburg, Weston	C/G	6-4	295	7/9/91	8	Colorado State	Bushland, Texas	UFA(NYG)-'18		0*
3	Rosen, Josh	QB	6-4	226	2/10/97	3	UCLA	Bellflower, Calif.	FA-'20		0*
19	Samuel, Deebo	WR	6-0	215	1/15/96	3	South Carolina	Inman, S.C.	D2-'19		7/5
18	Sanu, Mohamed	WR	6-2	210	8/22/89	10	Rutgers	South Brunswick, N.J.	FA-'21		10/4*
61	Shepley, Dakoda	OL	6-5	290	12/27/94	2	British Columbia	Windsor, Ontario, Canada	FA-'20		1/0
81	Sherfield, Trent	WR	6-1	219	2/25/96	4	Vanderbilt	Danville, Ill.	UFA(An)-'21		15/7*
67	Skule, Justin	OL	6-6	315	11/23/96	3	Vanderbilt	Clifton, Va.	D6b-'19		16/4
95	Street, Kentavious	DL	6-2	287	5/8/96	3	North Carolina State	Greenville, N.C.	D4-'18		15/2
7	Sudfeld, Nate	QB	6-6	227	10/7/93	6	Indiana	Modesto, Calif.	UFA(Phi)-'21		1/0*
26	Tartt, Jaquiski	S	6-1	215	2/12/92	7	Samford	Mobile, Ala.	D2-'15		7/7
75	Tomlinson, Laken	OL	6-3	315	2/9/92	7	Duke	Chicago, Ill.	T(Det)-'17		16/16
2	Verrett, Jason	CB	5-10	188	6/18/91	8	Texas Christian	Fairfield, Calif.	UFA(LAC)-'19		13/13
20	Ward, Jimmie	DB	5-11	195	7/18/91	8	Northern Illinois	Mobile, Ala.	D1-'14		14/14
54	Warner, Fred	LB	6-3	230	11/19/96	4	Brigham Young	San Marcos, Calif.	D3a-'18		16/16
40	Webster, Ken	CB	5-11	191	6/19/96	3	Mississippi	Stockbridge, Ga.	FA-'20		9/0
84	White, Kevin	WR	6-3	216	6/25/92	5	West Virginia	Emmaus, Pa.	FA-'20		3/0

SAN FRANCISCO 49ERS

63	Williams, Isaiah	OL	6-3	296	5/5/93	2	Akron	Cleveland, Ohio	FA-'20	0*
24	Williams, K'Waun	CB	5-9	185	7/12/91	7	Pittsburgh	Montvale, N.J.	FA-'17	8/4
71	Williams, Trent	T	6-5	320	7/19/88	12	Oklahoma	Longview, Texas	T(Was)-'20	14/14
94	Willis, Jordan	DL	6-4	270	5/2/95	5	Kansas State	Kansas City, Mo.	T(NYJ)-'20	9/0*
30	Wilson Jr., Jeff	RB	6-0	213	11/16/95	4	North Texas	Elkhart, Texas	FA-'18	12/3
32	Wilson, Tavon	S	6-0	208	3/19/90	10	Illinois	Washington, D.C.	UFA(Ind)-'21	15/2*
6	Wishnowsky, Mitch	P	6-2	220	3/3/92	3	Utah	Perth, Australia	D4-'19	16/0
89	Woerner, Charlie	TE	6-5	241	10/16/97	2	Georgia	Tiger, Ga.	D6-'20	14/0

* Benjamin opted out of '20 season; Brendel opted out of '20 season; Coleman opted out of '20 season; Ebukam played 16 games with Los Angeles Rams; Fields played two games with Minnesota and two games with Houston; Fowler played five games with New Orleans; Gallman played 15 games with New York Giants; Gerry played seven games with Philadelphia; Hall last active with Philadelphia in '19; Hurd missed '20 season because of injury; Hurst played 11 games with Las Vegas; J.Johnson last active with Washington in '18; Kerr played 13 games with Carolina; Key played 14 games with Las Vegas; Mack played 14 games with Atlanta; Richburg missed '20 season because of injury; Rosen last active with Miami in '19; Sanu played seven games with Detroit; Sheffield played 15 games with Arizona; Sudfeld played one game with Philadelphia; I.Williams active but did not play with 49ers in '20; Willis played two games with New York Jets; T.Wilson played 15 games with Indianapolis.

Players lost through free agency (seven): QB C.J. Beathard (JAX, six games in '20); WR Kendrick Bourne (NE, 15 games); RB Tevin Coleman (NYJ, eight); DL Kerry Hyder (SEA, 16 games); RB Jerick McKinnon (KC, 16 games); DL Solomon Thomas (LV, two games); CB Ahkello Witherspoon (SEA, 11 games).

Also played with 49ers in '20—LB Kwon Alexander (five games), CB Brian Allen (one), OL Josiah Coatney (one), S Johnathan Cyprien (four), DL Willie Henry (one), LS Colin Holba (one), QB Nick Mullens (10), LS Kyle Nelson (three), LB Mark Nzeocha (five), WR Dante Pettis (five), K Tristan Vizcaino (one).

FIRST-YEAR ROSTER

Name	Pos.	Ht.	Wt.	Birthdate	College	Hometown	How Acq.
Banks, Aaron	OL	6-5	325	9/3/1997	Notre Dame	El Cerrito, Calif.	D2
Griffith, Jonas (1)	LB	6-4	250	1/27/1997	Indiana State	Louisville, Ky.	FA-'20
Gutierrez, Alfredo	OL	6-9	332	12/29/1995	Tec de Monterrey	Tijuana, Mexico	FA
Hilliard, Justin	LB	6-1	231	3/25/1997	Ohio State	Cincinnati, Ohio	FA
Hokit, Josh (1)	FB	6-1	225	11/12/1997	Fresno State	Clovis, Calif.	FA-'20
Hufanga, Talanoa	S	6-0	200	2/1/2000	Southern California	Corvallis, Ore.	D5C
Jennings, Jauan (1)	WR	6-3	212	7/10/1997	Tennessee	Murfreesboro, Tenn.	D7-'20
Kaufusi, Corbin (1)	OL	6-9	275	4/12/1993	Brigham Young	Provo, Utah	FA
Lance, Trey	QB	6-4	224	5/9/2000	North Dakota State	Marshall, Minn.	D1
Lenoir, Deommodore	DB	5-10	200	10/6/1999	Oregon	Los Angeles, Calif.	D5B
Mitchell, Elijah	RB	5-10	200	5/2/1998	Louisiana	Erath, La.	D6
Moore, Jaylon	OL	6-4	311	1/9/1998	Western Michigan	Detroit, Mich.	D5A
Pederson, Josh	TE	6-5	235	9/22/1997	Louisiana-Monroe	Overland Park, Kan.	FA
Sermon, Trey	RB	6-0	215	1/30/1999	Ohio State	Marietta, Ga.	D3A
Sullivan, Elijah	LB	6-0	215	5/13/1997	Kansas State	Tucker, Ga.	FA
Thomas, Ambry	CB	6-0	190	9/9/1999	Michigan	Detroit, Mich.	D3B
Watkins Jr., Austin	WR	6-3	210	2/16/1998	Alabama-Birmingham	Fort Myers, Fla.	FA

The term **NFL Rookie** is defined as a player who is in his first season of professional football and has not been on the roster of another professional football team for any regular-season or postseason games. A **Rookie** is designated by an "R" on NFL rosters. Players who have been active in another professional football league or players who have NFL experience, including either preseason training camp or being on an Active List or Inactive List, or on Reserve/Injured or Reserve/Physically Unable to Perform for fewer than six regular-season games, are termed **NFL First-Year Players**. An **NFL First-Year Player** is designated by a "1" on NFL rosters. Thereafter, a player is credited with an additional year of experience for each season in which he accumulates six games on the Active List or Inactive List, or on Reserve/Injured or Reserve/Physically Unable to Perform.

Log on to www.49ers.com for an up-to-date roster.

SEATTLE SEAHAWKS



**National Football Conference
West Division**

Virginia Mason Athletic Center
12 Seahawks Way
Renton, WA 98056
Telephone: (425) 203-8000

Team Colors: College Navy, Wolf Grey,
Action Green

2021 SCHEDULE

PRESEASON

Aug. 14 at Las Vegas6:00 PM
Aug. 21 **Denver**7:00 PM
Aug. 28 **L.A. Chargers**7:00 PM

REGULAR SEASON

Sept. 12 at Indianapolis10:00 AM
Sept. 19 **Tennessee**1:25 PM
Sept. 26 at Minnesota1:25 PM
Oct. 3 at San Francisco1:05 PM
Oct. 7 **L.A. Rams** (Thu)5:20 PM
Oct. 17 at Pittsburgh5:20 PM
Oct. 25 **New Orleans** (Mon)5:15 PM
Oct. 31 **Jacksonville**1:05 PM
BYE
Nov. 14 at Green Bay1:25 PM
Nov. 21 **Arizona**1:25 PM
Nov. 29 at Washington (Mon)5:15 PM
Dec. 5 **San Francisco**5:20 PM
Dec. 12 at Houston10:00 AM
Dec. 19 at L.A. Rams1:25 PM
Dec. 26 **Chicago**1:05 PM
Jan. 2 **Detroit**1:25 PM
Jan. 9 at Arizona1:25 PM

*All times PT; Sunday night games in
Weeks 5-17 subject to change

Stadium: Lumen Field
Seattle, WA 98134
Opened: 2002
Capacity: 68,740
Playing Surface: FieldTurf

Training Camp:
VMAC
Renton, WA 98056

CLUB OFFICIALS

Owner: Paul G. Allen Trust
Chair, Seahawks; Chair, Vulcan Inc.;
Trustee of Paul G. Allen Trust: Jody Allen
Vice Chair, Seattle Seahawks and Portland
Trail Blazers; Executive Vice President
of Sports Strategy and Operations at
Vulcan Inc.: Bert Kolde
Chief Executive Officer, Vulcan Sports &
Entertainment: Chris McGowan
President, Seahawks and First & Goal Inc.:
Chuck Arnold
Executive VP of Football Operations/Head
Coach: Pete Carroll
Executive Vice President/General
Manager: John Schneider
Chief Financial Officer: Karen Spencer
Chief Legal Officer: Ed Goines
Chief Communications Officer:
Dave Pearson
Chief Human Resources Officer:
Cindy Kelley
Chief Revenue Officer:
Amy Sprangers
Chief Operating Officer: David Young
Vice President of Human Resources:
Sarla Carter
Vice President/General Counsel:
Alen Cisija
Vice President of Business Strategy &
Analytics: Jeff Dunn
Vice President of Finance: Peter Fonfara
Vice President of Community Outreach:
Mike Flood
Vice President of Operations & General
Manager of Lumen Field: Zach Hensley
Vice President of Player Engagement:
Maurice Kelly
Vice President of Ticket Sales & Service:
Chris Lawrence
Vice President of Marketing and Community
Engagement: Jeff Richards
Vice President of Technology: Chip Suttles
Vice President of Football Administration:
Matt Thomas
Vice President of Diversity, Equity &
Inclusion: Karen Wilkins-Mickey
Vice President of Corporate Partnerships:
Lisa Young
Vice President of Player Personnel:
Trent Kirchner
Director of College Scouting: Matt Berry
Director of Pro Personnel: Nolan Teasley
Assistant Director of Pro Personnel:
Willie Schneider
Personnel Executive: Alonzo Highsmith
Sr. Director of Video Operations:
Rob Porteus
Director of Health & Player Performance:
Sam Ramsden
Director of Equipment: Erik Kennedy
Director of Team Operations:
Matt Capurro
Director of Team Travel: Jeremy Young
Director of Communications: Jeff Garza
Director of Business Communications:
Kaitlin Goodall
Director of Game Entertainment & Special
Events: Ryan Madayag
Director of I.T./Information Security Officer:
Sterling Monroe
Director of Broadcasting: Brian O'Connell
Director of Digital & Emerging Media:
Kenton Olson
Managing Director of Consumer
Experience: Doug Orwiler
Managing Director of Community
Engagement: Becca Stout
Director of Fields & Conversion:
John Wright
Executive Chef: Mac McNabb

COACHING HISTORY

(384-358-1)

Records include postseason games

1976-82 Jack Patera*35-59-0
1982 Mike McCormack4-3-0
1983-91 Chuck Knox83-67-0
1992-94 Tom Flores14-34-0
1995-98 Dennis Erickson31-33-0
1999-2008 Mike Holmgren90-80-0
2009 Jim Mora5-11-0
2010-20 Pete Carroll122-71-1

*Released after two games in 1982

PAID ATTENDANCE, 2020

Home 0 Away 11,865
Total 11,865
Single-game home record,
68,681 (12/16/00)
Single-season home record,
536,600 (2018)

2021 DRAFT CHOICES

Rd	Name	Pos	College
2	D'Wayne Eskridge	WR	Western Michigan
4	Tre Brown	DB	Oklahoma
6	Stone Forsythe	T	Florida

SEATTLE SEAHAWKS

2020 TEAM RECORD

REGULAR SEASON (12-4)

Date	Opponent	Result
Sept. 13	at Atlanta	W 38-25
Sept. 20	NEW ENGLAND	W 35-30
Sept. 27	DALLAS	W 38-31
Oct. 4	at Miami	W 31-23
Oct. 11	MINNESOTA	W 27-26
Oct. 25	at Arizona (OT)	L 34-37
Nov. 1	SAN FRANCISCO	W 37-27
Nov. 8	at Buffalo	L 34-44
Nov. 15	at L.A. Rams	L 16-23
Nov. 19	ARIZONA	W 28-21
Nov. 30	at Philadelphia	W 23-17
Dec. 6	N.Y. GIANTS	L 12-17
Dec. 13	N.Y. JETS	W 40-3
Dec. 20	at Washington	W 20-15
Dec. 27	L.A. RAMS	W 20-9
Jan. 3	at San Francisco	W 26-23

POSTSEASON (0-1)

Jan. 9	L.A. RAMS	L 20-30
--------	-----------	---------

SCORE BY PERIODS

Team	86	128	118	127	0	—	459
Opponents	66	90	65	147	3	—	371

2020 TEAM STATISTICS

	Team	Opp.
Total First Downs	356	376
Rushing	111	97
Passing	216	253
Penalty	29	26
3rd Down: Made/Att	76/189	105/223
3rd Down Pct.	40.2	47.1
4th Down: Made/Att	8/14	10/23
4th Down Pct.	57.1	43.5
Possession Avg.	29:49	30:11
Total Net Yards	5912	6089
Avg. Per Game	369.5	380.6
Total Plays	1022	1112
Avg. Per Play	5.8	5.5
Net Yards Rushing	1971	1529
Avg. Per Game	123.2	95.6
Total Rushes	411	392
Net Yards Passing	3941	4560
Avg. Per Game	246.3	285.0
Sacked/Yards Lost	48/304	46/251
Gross Yards	4245	4811
Att./Completions	563/388	674/450
Completion Pct.	68.9	66.8
Had Intercepted	13	14
Punts/Average	61/49.6	56/45.1
Net Punting Avg.	61/44.4	56/40.6
Penalties/Yards	84/662	94/803
Fumbles/Ball Lost	14/5	18/8
Touchdowns	55	42
Rushing	15	18
Passing	40	23
Returns	0	1

2020 INDIVIDUAL STATISTICS

PASSING	Att	Cmp	Yds	Cmp%	Yds/Att	TD	TD%	Int	Int%	LG	Sk/Lost	Rtng
Wilson	558	384	4212	68.8	7.55	40	7.2	13	2.3	62	47/301	105.1
Smith	5	4	33	80.0	6.60	0	0.0	0	0.0	14	1/3	94.2
Team	563	388	4245	68.9	7.54	40	7.1	13	2.3	62	48/304	105.0
Opponents	674	450	4811	66.8	7.14	23	3.4	14	2.1	52	46/251	90.2

SCORING	Tot	Ru	Rec	Rt	PAT	FG	Saf	Pts	INTERCEPTIONS				
									No.	Yds	Avg	LG	TD
Myers	0	0	0	0	49/53	24/24	0	121	5	57	11.4	32	0
Lockett	10	0	10	0			0	60	3	20	6.7	16	0
Metcalf	10	0	10	0			0	60	2	21	10.5	20	0
Carson	9	5	4	0			0	54	2	1	0.5	1	0
Dav.Moore	6	0	6	0			0	36	1	7	7.0	7	0
Hyde	4	4	0	0			0	24	1	0	0.0	0	0
Hollister	3	0	3	0			0	20	14	106	7.6	32	0
Dallas	3	2	1	0			0	18	13	199	15.3	90	1
Collins	2	2	0	0			0	12					
Dissly	2	0	2	0			0	12					
Swain	2	0	2	0			0	12					
Wilson	2	2	0	0			0	12					
Homer	1	0	1	0			0	6					
Olsen	1	0	1	0			0	6					
Mone	0	0	0	0			1	2					
Neal	0	0	0	0			1	2					
Team	55	15	40	0	49/53	24/24	3	459					
Opponents	42	18	23	1	26/33	29/35	0	371					

2-Pt Conv: Hollister. Team 1-2. Opponents 3-9.

RUSHING	No.	Yds	Avg	LG	TD
Carson	141	681	4.8	29t	5
Wilson	83	513	6.2	38	2
Hyde	81	356	4.4	50t	4
Dallas	34	108	3.2	13	2
Homer	25	88	3.5	12	0
Collins	18	77	4.3	13t	2
Dav.Moore	8	61	7.6	15	0
Penny	11	34	3.1	7	0
Scarborough	6	31	5.2	12	0
Hart	1	19	19.0	19	0
Bellore	1	5	5.0	5	0
Smith	2	-2	-1.0	0	0
Team	411	1971	4.8	50t	15
Opponents	392	1529	3.9	60	18

RECEIVING	No.	Yds	Avg	LG	TD
Lockett	100	1054	10.5	47t	10
Metcalf	83	1303	15.7	62	10
Carson	37	287	7.8	29	4
Dav.Moore	35	417	11.9	57	6
Hollister	25	209	8.4	20	3
Dissly	24	251	10.5	28	2
Olsen	24	239	10.0	22	1
Dallas	17	111	6.5	13	1
Hyde	16	93	5.8	18	0
Swain	13	159	12.2	23	2
Homer	9	90	10.0	50	1
Parkinson	2	16	8.0	10	0
Bellore	1	9	9.0	9	0
Collins	1	4	4.0	4	0
Hart	1	3	3.0	3	0
Team	388	4245	10.9	62	40
Opponents	450	4811	10.7	52	23

INTERCEPTIONS	No.	Yds	Avg	LG	TD
Diggs	5	57	11.4	32	0
Shaqui Griffin	3	20	6.7	16	0
D.Reed	2	21	10.5	20	0
Neal	2	1	0.5	1	0
Wright	1	7	7.0	7	0
Dunbar	1	0	0.0	0	0
Team	14	106	7.6	32	0
Opponents	13	199	15.3	90	1

PUNTING	No.	Yds	Avg	Net Bt	IN	LG	B	
Dickson	61	3028	49.6	44.4	6	32	67	0
Team	61	3028	49.6	44.4	6	32	67	0
Opponents	56	2524	45.1	40.6	3	12	63	1

PUNT RETURNS	Ret	FC	Yds	Avg	LG	TD
Dav.Moore	12	14	111	9.3	20	0
D.Reed	10	8	78	7.8	15	0
Team	22	22	189	8.6	20	0
Opponents	28	13	199	7.1	21	0

KICKOFF RETURNS	No.	Yds	Avg	LG	TD
Homer	12	291	24.3	44	0
Swain	6	137	22.8	28	0
D. Reed	5	137	27.4	49	0
Dav. Moore	3	47	15.7	21	0
Dissly	1	8	8.0	8	0
Lockett	1	9	9.0	9	0
Team	28	629	22.5	49	0
Opponents	38	815	21.4	66	0

FIELD GOALS	1-19	20-29	30-39	40-49	50+
Myers	0/0	2/2	7/7	13/13	2/2
Team	0/0	2/2	7/7	13/13	2/2
Opponents	0/0	5/5	4/5	18/21	2/4

SACKS	No.
J.Adams	9.5
J.Reed	6.5
Dunlap	5.0
Mayowa	6.0
Robinson	4.0
Collier	3.0
Wagner	3.0
Ford	2.0
Green	2.0
Wright	2.0
Shaqui Griffin	1.0
Dam.Moore	1.0
Mone	0.5
Rush	0.5
Team	46.0
Opponents	48.0

SEATTLE SEAHAWKS

RECORD HOLDERS

INDIVIDUAL RECORDS—CAREER

Category	Name	Performance
Rushing (Yds.)	Shaun Alexander, 2000-07	9,429
Passing (Yds.)	Russell Wilson, 2012-20	33,946
Passing (TDs)	Russell Wilson, 2012-20	267
Receiving (No.)	Steve Largent, 1976-89	819
Receiving (Yds.)	Steve Largent, 1976-89	13,089
Interceptions	Dave Brown, 1976-86	50
Punting (Avg.)	Michael Dickson, 2018-20	47.5
Punt Return (Avg.)	Charlie Rogers, 1999-2001	12.7
Kickoff Return (Avg.)	Leon Washington, 2010-12	26.2
Field Goals	Steven Hauschka, 2011-16	175
Touchdowns (Tot.)	Shaun Alexander, 2000-07	112
Points	Norm Johnson, 1982-90	810
*Sacks	Jacob Green, 1980-91	97.5

INDIVIDUAL RECORDS—SINGLE SEASON

Category	Name	Performance
Rushing (Yds.)	Shaun Alexander, 2005	1,880
Passing (Yds.)	Russell Wilson, 2016	4,219
Passing (TDs)	Russell Wilson, 2020	40
Receiving (No.)	Tyler Lockett, 2020	100
Receiving (Yds.)	DK Metcalf, 2020	1,303
Interceptions	John Harris, 1981	10
	Kenny Easley, 1984	10
Punting (Avg.)	Michael Dickson, 2020	49.6
Punt Return (Avg.)	Charlie Rogers, 1999	14.5
Kickoff Return (Avg.)	Leon Washington, 2012	29.0
Field Goals	Todd Peterson, 1999	34
Touchdowns (Tot.)	Shaun Alexander, 2005	28
Points	Shaun Alexander, 2005	168
*Sacks	Michael Sinclair, 1998	16.5

INDIVIDUAL RECORDS—SINGLE GAME

Category	Name	Performance
Rushing (Yds.)	Shaun Alexander, 11-11-01	266
Passing (Yds.)	Russell Wilson, 10-29-17	452
Passing (TDs)	Dave Krieg, 12-2-84, 9-15-85, 11-28-88	5
	Warren Moon, 10-26-97	5
	Matt Hasselbeck, 11-23-03, 9-24-06	5
	Russell Wilson, 11-29-15, 12-13-15, 11-3-19, 9-20-20, 9-27-20	5
Receiving (No.)	Steve Largent, 10-18-87	15
	Tyler Lockett, 10-25-20	15
Receiving (Yds.)	Steve Largent, 10-18-87	261
Interceptions	Kenny Easley, 9-3-84	3
	Eugene Robinson, 12-6-92	3
	Darryl Williams, 9-21-97	3
	Lofa Tatupu, 12-2-07	3
	Marcus Trufant, 12-9-07	3
Field Goals	Norm Johnson, 9-20-87, 12-18-88	5
	Olindo Mare, 10-24-10, 11-14-10	5
	Todd Peterson, 9-26-99	5
	Steven Hauschka, 11-13-11	5
Touchdowns (Tot.)	Shaun Alexander, 9-29-02	5
Points	Shaun Alexander, 9-29-02	30
*Sacks	Many times (last time by Chris Clemons, 9-24-12)	4.0

*Sacks became an official statistic in 1982.

2021 COACHING STAFF

Pete Carroll, Executive VP of Football Operations/Head Coach,

Pro Career: Named as Seattle's eighth head coach on Jan. 11, 2010. Led Seattle to its first Super Bowl title in franchise history in 2013 after posting a 13-3 record and a 43-8 victory over Denver in Super Bowl XLVIII, followed by a consecutive appearance in Super Bowl XLIX vs. New England. Pro coaching background: Buffalo Bills

(defensive backs, 1984), Minnesota Vikings (defensive backs 1985-89), N.Y. Jets (defensive coordinator 1990-93, head coach 1994), San Francisco 49ers (defensive coordinator 1995-96). From 1997-99 was New England Patriots head coach, posting a 27-21 record and two playoff appearances. Career record: 156-104-1.

Background: Two-time All-Pacific Coast Conference safety at Pacific (1971-72), where he

earned degree in business administration (1973) and secondary teaching credential and master's degree in physical education (1976). College coach: Pacific 1974-76 and 1983, Arkansas 1977, Iowa State 1978, Ohio State 1979, North Carolina State 1980-82, Southern California 2001-09, where he posted a 97-19 record, won seven consecutive Pac-10 titles (2002-08) and two national championships.

SEATTLE SEAHAWKS

Personal: Born Sept. 15, 1951, in San Francisco, Calif. He and his wife, Glenna, have three children and seven grandchildren.

ASSISTANT COACHES

Dave Canales, offensive passing game coordinator; born May 7, 1981, Carson, Calif. Wide receiver Azusa Pacific 2000-03. No pro playing experience. College coach: El Camino (Calif.) J.C. 2006-08, Southern California 2009. Pro coach: Joined Seahawks in 2010.

Nate Carroll, wide receivers; born March 24, 1987, Edina, Minn. Attended Southern California. No college or pro playing experience. Pro coach: Joined Seahawks in 2010.

Aaron Curry, defensive assistant/linebackers; born April 6, 1986, Fayetteville, N.C. Linebacker Wake Forest 2005-08. Pro linebacker Seattle Seahawks 2009-11, Oakland Raiders 2011-12. Pro coach: Joined Seahawks in 2019.

Andre Curtis, defensive passing game coordinator; born Dec. 8, 1976, Beaverdam, Va. Linebacker Virginia Military Institute 1996-99. No pro playing experience. College coach: Virginia Military Institute 2000-03, Georgia Southern 2004-05. Pro coach: N.Y. Giants 2006-08, St. Louis Rams 2009-2011, New Orleans Saints 2012-14. Joined Seahawks in 2015.

Austin Davis, quarterbacks; born June 2, 1989, Collinsville, Miss. Quarterback Southern Mississippi 2008-11. Pro quarterback St. Louis Rams 2012-14, Cleveland Browns 2015, Denver Broncos 2016, Seattle Seahawks 2017, Tennessee Titans 2018. Pro coach: Joined Seahawks in 2019.

Andy Dickerson, run game coordinator; born Jan. 29, 1982, Wilmington, Del. Offensive lineman Tufts 1999-2002. No pro playing experience. College coach: Tufts 2003. Pro coach: New York Jets 2006-08 and 2011, Cleveland Browns 2009-10, L.A. Rams 2012-20. Joined Seahawks in 2021.

Thomas Garcia, strength and conditioning assistant; born Nov. 12, 1978, Farmington, N.M. Attended Texas Tech. No college or pro playing experience. Pro coach: Joined Seahawks in 2019.

John Glenn, linebackers; born July 20, 1981, Scranton, Pa. Linebacker East Stroudsburg 2002-05. No pro playing experience. College coach: Washington 2010-11. Pro coach: Joined Seahawks in 2012.

Clint Hurtt, assistant head coach/defense; Nov. 7, 1978, Rochester, N.Y. Defensive lineman Miami 1997-2000. No pro playing experience. College coach: Miami (Fla.) 2001-04 and 2006-09, Florida International 2005, Louisville 2010-13. Pro coach: Chicago Bears 2014-16. Joined Seahawks in 2017.

Brad Idzik, quality control—offense/assistant quarterbacks; born Oct. 20, 1991, Mercer Island, Wash. Wide receiver Lehigh 2010 and Wake Forest 2011-13. No pro playing experience. College coach: Stanford 2014-18. Pro coach: Joined Seahawks in 2019.

Larry Izzo, special teams coordinator; born Sept. 26, 1974, Fort Belvoir, Va. Linebacker Rice 1992-95. Pro linebacker Miami Dolphins 1996-2000, New England Patriots 2001-08, New York Jets 2009. Pro coach: New York Giants 2011-15, Houston Texans 2016-17. Joined Seahawks in 2018.

Kerry Joseph, assistant wide receivers; born Oct. 4, 1973, New Iberia, La. Quarterback McNeese State 1992-95. Pro safety Seattle Seahawks 1998-01. College coach: McNeese State 2016-18, Southeast Louisiana State 2019. Pro coach: Joined Seahawks in 2020.

Keli'i Kekuewa, assistant offensive line; born Dec. 2, 1992, Keeau, Hawaii. Center Arizona Western J.C. 2010-11, center Bowling Green 2012-13. No pro playing experience. College coach: Wake Forest 2015-16, Minnesota 2017, Henderson State 2018, Notre Dame 2019. Pro coach: Joined Seahawks in 2020.

Damione Lewis, defensive assistant/defensive line; born March 1, 1978, Sulphur Springs, Texas. Defensive tackle Miami (Fla.) 1997-2000. Pro defensive tackle St. Louis Rams 2001-05, Carolina Panthers 2006-09, Houston Texans 2010. Pro coach: Joined Seahawks in 2020.

Ivan Lewis, head strength and conditioning; born Sept. 14, 1978, Idaho Falls, Idaho. Attended Idaho. No college or pro playing experience. College coach: San Diego 2002-03, Southern California 2006-08 and 2014-18, Washington 2009-13. Pro coach: San Diego Chargers 2004-05. Joined Seahawks in 2019.

Pat McPherson, tight ends; born April 15, 1969, Santa Clara, Calif. Linebacker Santa Clara 1991-92. No pro playing experience. Pro coach: San Francisco 49ers 1996, Denver Broncos 1998-2008. Joined Seahawks in 2010.

Chad Morton, running backs; born April 4, 1977, Torrance, Calif. Running back Southern California 1995-99. Pro running back New Orleans Saints 2000, N.Y. Jets 2001-02, Washington Redskins 2003-04, N.Y. Giants 2005-06. Pro coach: Green Bay Packers 2009-2013. Joined Seahawks in 2014.

Ken Norton Jr., defensive coordinator; born Sept. 29, 1966, Jacksonville, Ill. Linebacker UCLA 1984-87. Pro linebacker Dallas Cowboys 1988-93, San Francisco 49ers 1994-2000. College coach: Southern California 2004-09. Pro coach: Seattle Seahawks 2010-14, Oakland Raiders 2015-17. Rejoined Seahawks in 2018.

Mark Phillip, strength and conditioning assistant; born Nov. 12, 1982, San Bernardino, Calif. Defensive tackle Southern Illinois 2002-05. No pro playing experience. College coach: Oregon State 2009-13, Southern California 2014 and 2018, Nebraska 2015-17. Pro coach: Joined Seahawks in 2019.

DeShawn Shead, defensive assistant/defensive backs; born June 28, 1989, Palmdale, Calif. Defensive back Portland State 2008-11. Pro defensive back Seattle Seahawks 2012-17, Detroit Lions 2018, New Orleans Saints 2019. Pro coach: Joined Seahawks in 2021.

Carl Smith, associate head coach; born April 26, 1948, Wasco, Calif. Quarterback Bakersfield College 1966-67, defensive back Cal Poly-SLO 1969-70. No pro playing experience. College coach: Cal-Poly SLO 1971, Colorado 1972-73, Louisiana-Lafayette 1974-78, Lamar 1979-81, North Carolina State 1982, Southern California 2004. Pro coach: Philadelphia Stars (USFL) 1983-85, New Orleans Saints 1986-96, New England Patriots 1997-99, Cleveland Browns 2001-03 and 2009-10, Seattle Seahawks 2011-18, Houston Texans 2019-20. Rejoined Seahawks in 2021.

Tracy Smith, assistant special teams; born Feb. 23, 1982, Beaumont, Texas. Attended LSU. No college or pro playing experience. College coach: Utah State 2006-08. Pro coach: Cleveland Browns 2009-10, Seattle Seahawks 2011, San Francisco 49ers 2012-14, Oakland Raiders 2015-17, Houston Texans 2018-20. Rejoined Seahawks in 2021.

Mike Solari, offensive line; born Jan. 16, 1955, Daly City, Calif. Offensive lineman San Mateo 1974-75 and San Diego State 1976-77. No pro playing experience. College coach: Mira Costa 1978, U.S. International 1979, Boise State 1980, Cincinnati 1981-82, Kansas 1983-85, Pittsburgh 1986, Alabama 1990-91. Pro coach: Dallas Cowboys 1987-88, Phoenix Cardinals 1989, San Francisco 49ers 1992-96 and 2010-14, Kansas City Chiefs 1997-2007, Seattle Seahawks 2008-09, Green Bay Packers 2015, New York Giants 2016-17. Rejoined Seahawks in 2018.

Nick Sorensen, secondary and nickel specialist; born July 31, 1978, Winter Haven, Fla. Safety Virginia Tech 1997-2000. Pro safety St. Louis Rams 2001-02, Jacksonville Jaguars 2003-06, Cleveland Browns 2007-10. Pro coach: Joined Seahawks in 2012.

Grant Steen, strength and conditioning assistant; born Oct. 22, 1980, Emmetsburg, Iowa. Linebacker Iowa 2000-03. No pro playing experience. College coach: Hawaii-Manoa 2010-13, Washington 2013, Southern California 2014-15, Stanford 2016, Minnesota 2017. Pro coach: Joined Seahawks in 2019.

Danny van Dijk, strength and conditioning assistant; born Nov. 20, 1987, Sydney, Australia. Attended Australian College of Physical Education. No college or pro playing experience. Pro coach: Joined Seahawks in 2019.

Shane Waldron, offensive coordinator; born Aug. 17, 1979, Portland, Ore. Tight end Tufts 1999-2002. No pro playing experience. College coach: Notre Dame 2005-07, Massachusetts 2012-15. Pro coach: New England Patriots 2002-04 and 2008-09, Hartford Colonials (UFL) 2010, Washington Redskins 2016, L.A. Rams 2017-20. Joined Seahawks in 2021.

Jamie Yancher, assistant strength and conditioning, born Dec. 29, 1963, Cleveland, Ohio. Attended Louisville. No college or pro playing experience. College coach: Southern California 1990-2009. Pro coach: Joined Seahawks in 2010.

SEATTLE SEAHAWKS

2021 VETERAN ROSTER

No.	Name	Pos.	Ht.	Wt.	Birthdate	NFL Exp.	College	Hometown	How Acq.	'20 Games/ Starts
33	Adams, Jamal	SS	6-1	213	10/17/1995	5	LSU	Lewisville, Texas	T(NYJ)-'20	12/12
28	Amadi, Ugo	FS	5-9	201	5/16/1997	3	Oregon	Nashville, Tenn.	D4(c)-'19	14/4
57	Barton, Cody	LB	6-2	237	11/13/1996	3	Utah	Salt Lake City, Utah	D3-'19	16/2
44	Bellore, Nick	FB	6-1	250	5/12/1989	11	Central Michigan	St. Paul, Minn.	FA-'19	16/0
27	Blair, Marquise	FS	6-1	196	7/18/1997	3	Utah	Wooster, Ohio	D2(a)-'19	2/0
56	Brooks, Jordyn	LB	6-0	240	10/21/1997	2	Texas Tech	Houston, Texas	D1-'20	14/7
76	Brown, Duane	T	6-4	315	8/30/1985	14	Virginia Tech	Richmond, Va.	T(Hou)-'17	16/16
55	Burr-Kirven, Ben	LB	6-0	230	9/8/1997	3	Washington	Menlo Park, Calif.	D5-'19	16/0
32	Carson, Chris	RB	5-11	222	9/16/1994	5	Oklahoma State	Liburn, Ga.	D7(b)-'17	12/12
91	Collier, L.J.	DE	6-3	291	9/12/1995	3	TCU	Munday, Texas	D1-'19	16/16
41	Collins, Alex	RB	5-10	210	8/26/1994	5	Arkansas	Fort Lauderdale, Fla.	D5(b)-'16	3/1
31	Dallas, DeeJay	RB	5-10	214	9/16/1998	2	Miami	Brunswick, Ga.	D4(b)-'20	12/2
35	Desir, Pierre	CB	6-2	206	9/8/1990	8	Lindenwood	St. Peters, Mo.	FA-'21	12/8*
4	Dickson, Michael	P	6-2	208	1/4/1996	4	Texas	Sydney, Australia	D5(c)-'18	16/0
6	Diggs, Quandre	FS	5-9	197	1/22/1993	7	Texas	Houston, Texas	T(Det)-'19	16/16
89	Dissly, Will	TE	6-4	265	7/8/1996	4	Washington	Bozeman, Mont.	D4-'18	16/12
8	Dunlap II, Carlos	DE	6-6	285	2/28/1989	12	Florida	North Charleston, S.C.	T(Cin)-'20	8/6
81	Everett, Gerald	TE	6-3	240	6/25/1994	5	South Alabama	Decatur, Ga.	UFA(LAR)-'21	16/7*
21	Flowers, Tre	CB	6-3	203	6/2/1995	4	Oklahoma State	Converse, Texas	D5(b)-'18	12/7
97	Ford, Poona	DT	5-11	310	11/19/1995	4	Texas	Hilton Head, S.C.	FA-'18	16/16
61	Fuller, Kyle	C/G	6-5	320	3/4/1994	5	Baylor	Duncanville, Texas	FA-'19	9/1
94	Green, Rasheem	DE	6-4	279	5/15/1997	4	USC	Los Angeles, Calif.	D3-'18	10/0
19	Hart, Penny	WR	5-8	180	7/5/1996	3	Georgia State	Roswell, Ga.	FA-'19	13/0
60	Haynes, Phil	G	6-4	322	10/19/1995	3	Wake Forest	Raleigh, N.C.	D4(b)-'19	2/0
38	Heslop, Gavin	CB	6-0	197	11/13/1997	2	Stony Brook	Yonkers, N.Y.	FA-'20	0/0
25	Homer, Travis	RB	5-10	202	8/7/1998	3	Miami (Fla.)	West Palm Beach, Fla.	D6(a)-'19	9/0
51	Hyder Jr., Kerry	DE	6-2	275	5/2/1991	8	Texas Tech	Austin, Texas	UFS(SF)-'21	16/14*
65	Jackson, Gabe	G	6-3	335	7/12/1991	8	Mississippi State	Liberty, Miss.	T(LV)-'21	16/16*
73	Jones, Jamarco	T	6-4	293	6/4/1996	4	Ohio State	Chicago, Ill.	D5(d)-'18	11/2
68	Lewis, Damien	G	6-2	327	3/21/1997	2	LSU	Canton, Miss.	D3-'20	16/16
16	Lockett, Tyler	WR	5-10	182	9/28/1992	7	Kansas State	Tulsa, Okla.	D3-'15	16/16
95	Mayowa, Benson	DE	6-3	252	8/3/1991	9	Idaho	Los Angeles, Calif.	UFA(LV)-'20	13/9
14	Metcalfe, DK	WR	6-4	235	12/14/1997	3	Mississippi	Oxford, Miss.	D2(b)-'19	16/16
47	Miller, Jordan	CB	6-2	190	2/8/1997	3	Washington	Oceanside, Calif.	FA-'20	1/0*
90	Moné, Bryan	DT	6-3	345	10/20/1995	3	Michigan	Salt Lake City, Utah	FA-'19	10/0
5	Myers, Jason	K	5-10	190	5/12/1991	7	Marist	Chula Vista, Calif.	UFA(NYJ)-'19	16/0
26	Neal, Ryan	CB	6-3	200	12/24/1995	4	Southern Illinois	Hammond, Ind.	FA-'19	13/4
92	Nkemdiche, Robert	DT	6-4	296	9/19/1994	5	Mississippi	Loganville, Ga.	FA-'21	0/0*
70	Ogbuehi, Cedric	T	6-5	308	4/25/1992	7	Texas A&M	Allen, Texas	UFA(Jax)-'20	8/4
69	Ott, Tyler	LS	6-3	253	2/28/1992	7	Harvard	Tulsa, Okla.	FA-'16	16/0
64	Palmore, Walter	DT	6-3	317	8/9/1996	2	Missouri	Columbus, Ga.	FA-'21	1/0*
84	Parkinson, Colby	TE	6-7	251	1/7/1999	2	Stanford	Simi Valley, Calif.	D4(a)-'20	6/0
20	Penny, Rashaad	RB	5-11	220	2/2/1996	4	San Diego State	Norwalk, Calif.	D1-'18	3/0
77	Pocic, Ethan	C/G	6-6	320	8/5/1995	5	LSU	Lemont, Ill.	D2(b)-'17	14/14
36	Randall, Damarious	CB	5-11	196	8/29/1992	7	Arizona State	Pensacola, Fla.	FA-'20	10/0
29	Reed, D.J.	CB	5-9	193	11/11/1996	4	Kansas State	Bakersfield, Calif.	W(SF)-'20	10/7
98	Robinson, Alton	DE	6-3	259	6/2/1998	2	Syracuse	Converse, Texas	D5-'20	14/1
72	Shell, Brandon	T	6-5	324	2/6/1992	6	South Carolina	Goose Creek, S.C.	UFA(NYJ)-'20	11/11
66	Simmons, Jordan	G	6-4	339	7/15/1994	5	Southern California	Inglewood, Calif.	W(LV)-'18	14/6
99	Smith, Aldon	DE	6-4	280	9/25/1989	7	Missouri	Raytown, Mo.	UFA(Dal)-'21	16/16*
7	Smith, Geno	QB	6-3	221	10/10/1990	9	West Virginia	Miramar, Fla.	FA-'19	1/0
36	Smith, Saivion	CB	6-1	200	11/5/1997	2	Alabama	St. Petersburg, Fla.	FA-'21	6/1*
18	Swain, Freddie	WR	6-0	199	8/4/1998	2	Florida	Ocala, Fla.	D6-'20	16/1
15	Ursua, John	WR	5-9	182	1/17/1994	3	Hawaii	Kailua-Kona, Hawaii	D7-'19	0*
54	Wagner, Bobby	LB	6-0	242	6/27/1990	10	Utah State	Ontario, Calif.	D2-'12	16/16
3	Wilson, Russell	QB	5-11	215	11/29/1988	10	Wisconsin	Richmond, Va.	D3-'12	16/16
2	Witherspoon, Ahkello	CB	6-3	195	3/21/1995	5	Colorado	Sacramento, Calif.	UFA(SF)-'21	11/4
93	Woods, Al	DT	6-3	330	3/25/1987	11	LSU	Jennings, La.	FA-'21	0*

* Desir played 12 games with New York Jets and Baltimore; Everett played 16 games with Los Angeles Rams; Hyder played 16 games with San Francisco; Jackson played 16 games with Las Vegas; Miller played one game with Atlanta; Nkemdiche last active with Miami in '19; Palmore played one game with Dallas; A.Smith played 16 games with Dallas; S.Smith played six games with Dallas; Ursua last active with Seattle in '19; Witherspoon played 11 games with San Francisco; Woods opted out of '20 season.

t- Seahawks traded for Dunlap (CIN).

SEATTLE SEAHAWKS

Traded: Seahawks traded C B.J. Finney (six games in '20) to Cincinnati.

Players lost through free agency (seven): DE Jonathan Bullard (ATL, six games in '20); WR Phillip Dorsett (NE, 0); CB Quinton Dunbar (DET, 6); CB Shaquill Griffin (JAX, 12); TE Jacob Hollister (BUF, 16); RB Carlos Hyde (JAX, 10); WR David Moore (CAR, 16).

Also played with Seahawks in '20—LB Ray-Ray Armstrong (two games), G Alex Boone (one), LB Shaquem Griffin (14), DT Damon Harrison (six), S Lano Hill (two), LB Bruce Irvin (two), G Mike Iupati (10), DE Damontre Moore (10), TE Greg Olsen (11), DT Jarran Reed (16), DT Anthony Rush (four), RB Bo Scarbrough (one), CB Jayson Stanley (eight), CB Linden Stephens (13), DE/TE Stephen Sullivan (one), CB Neiko Thorpe (three), LB D'Andre Walker (one), T Chad Wheeler (five), TE Luke Willson (five), LB K.J. Wright (16).

FIRST-YEAR ROSTER

Name	Pos.	Ht.	Wt.	Birthdate	College	Hometown	How Acq.
Brown, Tre	CB	5-10	185	9/24/1997	Oklahoma	Tulsa, Okla.	D4
Crosswell, Aashari	FS	6-0	208	8/8/2000	Arizona State	Watts, Calif.	FA
Curhan, Jake	T	6-6	316	2/9/1998	California	Larkspur, Calif.	FA
Donkor, Aaron (1)	LB	6-1	240	3/21/1995	Arkansas State	Goettingen, Germany	FA
Eiland, Greg	T	6-8	321	2/1/1998	Mississippi State	Philadelphia, Miss.	FA
Emmons, B.J.	RB	5-11	215	7/3/1997	Florida Atlantic	Morganton, N.C.	FA
Eskridge, D'Wayne	WR	5-9	190	3/23/1997	Western Michigan	Bluffton, Ind.	D2
Forsythe, Stone	T	6-8	307	12/29/1997	Florida	Winter Garden, Fla.	D6
Guggemos, Nick (1)	TE	6-5	253	12/17/1995	St. Thomas	Eden Prairie, Minn.	FA
Hewitt, Jarrod	DT	6-1	290	11/3/1997	Virginia Tech	Venice, Fla.	FA
Hocker, Jared	G	6-6	327	7/11/1998	Texas A&M	N. Richland Hills, Texas	FA
Johnson, Cade	WR	5-10	184	4/10/1998	South Dakota State	Papillion, Neb.	FA
Johnson, Josh	RB	5-9	209	12/26/1997	Louisiana-Monroe	Hurtsboro, Ala.	FA
Lestage, Pier-Olivier	G	6-3	312	8/4/1997	Montreal	Saint Eustache, Quebec, Canada	FA
Mills, Bryan	CB	6-1	174	4/3/1999	North Carolina Central	Palmdale, Calif.	FA
Moon, Josh (1)	SS	5-10	205	5/18/1997	Georgia Southern	Fairburn, Ga.	FA
Rhattigan, Jon	LB	6-0	236	2/2/1999	Army	Naperville, Ill.	FA
Terry, Tamorrion	WR	6-3	207	3/21/1998	Florida State	Ashburn, Ga.	FA
Webb, Marcus (1)	DE	6-2	247	9/4/1997	Troy	Decatur, Ala.	FA
Wedington, Connor	WR	6-0	189	5/28/1999	Stanford	Lake Tapps, Wash.	FA
Wiley, LaDarius (1)	SS	6-1	209	6/3/1996	Vanderbilt	Los Angeles, Calif.	FA

The term NFL Rookie is defined as a player who is in his first season of professional football and has not been on the roster of another professional football team for any regular-season or postseason games. A Rookie is designated by an "R" on NFL rosters. Players who have been active in another professional football league or players who have NFL experience, including either preseason training camp or being on an Active List or Inactive List, or on Reserve/Injured or Reserve/Physically Unable to Perform for fewer than six regular-season games, are termed NFL First-Year Players. An NFL First-Year Player is designated by a "1" on NFL rosters. Thereafter, a player is credited with an additional year of experience for each season in which he accumulates six games on the Active List or Inactive List, or on Reserve/Injured or Reserve/Physically Unable to Perform.

Log on to www.seahawks.com for an up-to-date roster.

TAMPA BAY BUCCANEERS



National Football Conference South Division

AdventHealth Training Center
One Buccaneer Place
Tampa, FL 33607
Telephone: (813) 870-2700

Team Colors: Red, Pewter, Orange & Black

2021 SCHEDULE

PRESEASON

Aug. 14	Cincinnati	7:30 PM
Aug. 21	Tennessee	7:30 PM
Aug. 28	at Houston	8:00 PM

REGULAR SEASON

Sept. 9	Dallas (Thu)	8:20 PM
Sept. 19	Atlanta	4:05 PM
Sept. 26	at L.A. Rams	4:25 PM
Oct. 3	at New England	8:20 PM
Oct. 10	Miami	1:00 PM
Oct. 14	at Philadelphia (Thu)	8:20 PM
Oct. 24	Chicago	4:25 PM
Oct. 31	at New Orleans	4:25 PM
	BYE	
Nov. 14	at Washington	1:00 PM
Nov. 22	N.Y. Giants (Mon)	8:15 PM
Nov. 28	at Indianapolis	1:00 PM
Dec. 5	at Atlanta	1:00 PM
Dec. 12	Buffalo	4:25 PM
Dec. 19	New Orleans	8:20 PM
Dec. 26	at Carolina	1:00 PM
Jan. 2	at N.Y. Jets	1:00 PM
Jan. 9	Carolina	1:00 PM

* All times ET; Sunday night games in
Weeks 5-17 subject to change

Stadium: Raymond James Stadium
Tampa, FL 33607

Opened: 1998
Capacity: 65,828

Playing Surface: Grass

Training Camp:

AdventHealth Training Center
One Buccaneer Place
Tampa, FL 33607

CLUB OFFICIALS

Owner/Co-Chairman: Bryan Glazer
Owner/Co-Chairman: Joel Glazer
Owner/Co-Chairman: Edward Glazer
Owner/President, Tampa Bay Buccaneers
Foundation & Glazer Vision Foundation: Darcie Glazer Kassewitz
Chief Operating Officer: Brian Ford
General Manager: Jason Licht
Vice President of Football Administration:
Mike Greenberg
Vice President of Player Personnel:
John Spytek
Director of College Scouting: Mike Biehl
Director of Pro Scouting: Rob McCartney
Vice President of Player Engagement:
Duke Preston
Director of Football Research:
Jacqueline Davidson
Director of Football Operations: Shelton Quarles
Director of Football Technology: Spencer Dille
Director of Team Security: Andres Trescastro
Assistant Directors of Pro Scouting:
Shane Scannell, Alex Smith
Senior National Scout: Byron Kiefer
National Scout: Andy Speyer
Pro Scout: Sean Conley
College Scouts: Donovan Cotton, Andre Forde,
Tony Hardie, Tony Kinkela, Antwon Murray
Combine Scout: Brian McLaughlin
Scouting Assistants: Will Edmunds, Zach Smith
Scouting Coordinator: Cesar Rivera
Player Engagement Coordinator: Justus Jones
Football Technology Assistant: Joseph Larva
Director of Athlete Performance: Greg Skaggs
Director of Performance Science:
David Hamilton
Director of Performance Nutrition:
Stephanie Koloff-O'Neill
Assistant Director of Performance Science:
Jordan Dudas
Head Athletic Trainer: Bobby Slater
Head Equipment Manager: Brad Berlin
Video Director: Brett Greene
Asst. Video Director: Matt Taylor
Chief Corporate Development & Brand Officer:
Atul Khosla
Chief Financial Officer: Joe Fada
Chief Legal Officer: Dan Malasky
Chief Ticketing Officer: Ben Milsom
Vice President of Communications: Nelson Luis
Vice President of Digital & Media: Christi Bedan
Vice President of Group Sales: Amy Taylor
Vice President of Guest & Member Relations:
Chris Cook
Vice President of Human Resources:
Kristin Hamwey
Vice President of Marketing & Community
Relations: Nikki Donofrio
Vice President of Ticket Sales: Deno Anagnost
Vice President of Concessions & Retail
Services: Martin Thorson
Vice President of Community Impact:
Tara Battiatto
Director of Accounting/Controller: Chris Denner
Director of Athletic Fields & Grounds:
Rob Julian
Director of Broadcast Operations: Jeff Ryan
Director of Business Administration: Caleb Quaid
Director of Communications: Michael Pehanich
Director of Community Relations: Steve Fidura
Director of Corporate Partnership Development:
Adam Smith
Director of Corporate Partnership Marketing:
Marc Budine
Director of Facilities: Bill Burch
Director of Facility Security: Thomas Rowan
Director of Events and Entertainment:
Jim Mackes
Director of Information Technology: Sam Hart
Director of Luxury Sales: Bobby Carney
Director of Marketing and Brand Strategy: Carey Cox
Director of New Business Development:
Matt Kaiser
Director of Operations: Nellie Fidura
Director of Sales: Mike Vanduy
Director of Team Operations: Tim Jarocki
Director of Ticket Operations: Amy Weber
Senior Writer: Scott Smith

COACHING HISTORY

(288-438-1)

Records include postseason games

1976-84	John McKay	45-91-1
1985-86	Leeman Bennett	4-28-0
1987-90	Ray Perkins*	19-41-0
1990-91	Richard Williamson	4-15-0
1992-95	Sam Wyche	23-41-0
1996-2001	Tony Dungy	56-46-0
2002-08	Jon Gruden	60-57-0
2009-11	Raheem Morris	17-31-0
2012-13	Greg Schiano	11-21-0
2014-15	Lovie Smith	8-24-0
2016-18	Dirk Koetter	19-29-0
2019-20	Bruce Arians	22-14-0

*Released after 13 games in 1990

PAID ATTENDANCE, 2020

Home 86,945 Away 29,930
Total 116,875
Single-game home record,
73,523 (12/7/97)
Single-season home record,
545,980 (1979)

2021 DRAFT CHOICES

Rd	Name	Pos	College
1	Joe Tryon	LB	Washington
2	Kyle Trask	QB	Florida
3	Robert Hainsey	T	Notre Dame
4	Jaelon Darden	WR	North Texas
5	K.J. Britt	LB	Auburn
7	Chris Wilcox	DB	Brigham Young
7	Grant Stuard	LB	Houston

TAMPA BAY BUCCANEERS

2020 TEAM RECORD

REGULAR SEASON (11-5)

Date	Opponent	Result
Sept. 13	at New Orleans	L 23-34
Sept. 20	CAROLINA	W 31-17
Sept. 27	at Denver	W 28-10
Oct. 4	L.A. CHARGERS	W 38-31
Oct. 8	at Chicago	L 19-20
Oct. 18	GREEN BAY	W 38-10
Oct. 25	at Las Vegas	W 45-20
Nov. 2	at N.Y. Giants	W 25-23
Nov. 8	NEW ORLEANS	L 3-38
Nov. 15	at Carolina	W 46-23
Nov. 23	L.A. RAMS	L 24-27
Nov. 29	KANSAS CITY	L 24-27
Dec. 13	MINNESOTA	W 26-14
Dec. 20	at Atlanta	W 31-27
Dec. 26	at Detroit	W 47-7
Jan. 3	ATLANTA	W 44-27

POSTSEASON (4-0)

Date	Opponent	Result
Jan. 9	at Washington	W 31-23
Jan. 17	at New Orleans	W 30-20
Jan. 24	at Green Bay	W 31-26
Feb. 7	Kansas City (SB LV)	W 31-9

SCORE BY PERIODS

	Q1	Q2	Q3	Q4	OT	Total
Team	88	157	112	135	0	492
Opponents	100	117	77	61	0	355

2020 TEAM STATISTICS

	Team	Opp.
Total First Downs	364	319
Rushing	82	78
Passing	238	215
Penalty	44	26
3rd Down: Made/Att	83/191	82/205
3rd Down Pct.	43.5	40.0
4th Down: Made/Att	8/14	14/25
4th Down Pct.	57.1	56.0
Possession Avg.	28:54	31:06
Total Net Yards	6145	5234
Avg. Per Game	384.1	327.1
Total Plays	1017	1023
Avg. Per Play	6.0	5.1
Net Yards Rushing	1519	1289
Avg. Per Game	94.9	80.6
Total Rushes	369	358
Net Yards Passing	4626	3945
Avg. Per Game	289.1	246.6
Sacked/Yards Lost	22/150	48/366
Gross Yards	4776	4311
Att./Completions	626/410	617/426
Completion Pct.	65.5	69.0
Had Intercepted	12	15
Punts/Average	55/45.2	66/44.8
Net Punting Avg.	55/40.2	66/41.5
Penalties/Yards	84/715	95/1015
Fumbles/Ball Lost	12/5	20/10
Touchdowns	59	42
Rushing	16	10
Passing	42	29
Returns	1	3

2020 INDIVIDUAL STATISTICS

PASSING	Att	Cmp	Yds	Cmp%	Yds/Att	TD	TD%	Int	Int%	LG	Sk/Lost	Rtng
Brady	610	401	4633	65.7	7.60	40	6.6	12	2.0	50	21/143	102.2
Gabbert	16	9	143	56.3	8.94	2	12.5	0	0.0	35	1/7	125.8
Team	626	410	4776	65.5	7.63	42	6.7	12	1.9	50	22/150	102.8
Opponents	617	426	4311	69.0	6.99	29	4.7	15	2.4	75†	48/366	94.3

SCORING	Tot	Ru	Rec	Rt	PAT	FG	Saf	Pts
Succop	0	0	0	0	52/57	28/31	0	136
M. Evans	13	0	13	0	0	0	0	78
Jones	8	7	1	0	0	0	0	48
Godwin	7	0	7	0	0	0	0	42
Gronkowski	7	0	7	0	0	0	0	42
Fournette	6	6	0	0	0	0	0	36
Brown	4	0	4	0	0	0	0	24
Brady	3	3	0	0	0	0	0	18
S. Miller	3	0	3	0	0	0	0	18
Brate	2	0	2	0	0	0	0	12
Howard	2	0	2	0	0	0	0	12
Johnson	2	0	2	0	0	0	0	12
Dean	1	0	0	1	0	0	0	6
Vaughn	1	0	1	0	0	0	0	6
Barrett	0	0	0	0	0	1	2	6
Team	59	16	42	1	52/57	28/31	1	492
Opponents	42	10	29	3	38/39	21/26	0	355

2-Pt Conv: Team 0-2. Opponents 1-3.

RUSHING	No.	Yds	Avg	LG	TD
Jones	192	978	5.1	98†	7
Fournette	97	367	3.8	46†	6
Vaughn	26	109	4.2	19	0
McCoy	10	31	3.1	14	0
Gabbert	9	16	1.8	16	0
S. Miller	3	14	4.7	7	0
Brady	30	6	0.2	4	3
Brown	2	-2	-1.0	1	0
Team	369	1519	4.1	98†	16
Opponents	358	1289	3.6	62	10

RECEIVING	No.	Yds	Avg	LG	TD
M. Evans	70	1006	14.4	50	13
Godwin	65	840	12.9	47	7
Gronkowski	45	623	13.8	48	7
Brown	45	483	10.7	46†	4
Fournette	36	233	6.5	20	0
S. Miller	33	501	15.2	48†	3
Brate	28	282	10.1	25	2
Jones	28	165	5.9	37†	1
McCoy	15	101	6.7	15	0
Johnson	12	169	14.1	35	2
Howard	11	146	13.3	33	2
Watson	7	94	13.4	36	0
Mickens	7	58	8.3	11	0
Vaughn	5	34	6.8	13	1
Hudson	3	41	13.7	20	0
Team	410	4776	11.6	50	42
Opponents	426	4311	10.1	75†	29

INTERCEPTIONS	No.	Yds	Avg	LG	TD
C. Davis	4	42	10.5	34	0
Edwards	2	67	33.5	37	0
Pierre-Paul	2	15	7.5	15	0
Whitehead	2	2	1.0	2	0
Dean	1	32	32.0	32†	1
Winfield	1	16	16.0	16	0
H. Miller	1	2	2.0	2	0
Murphy-Bunting	1	0	0.0	0	0
David	1	-5	-5.0	-5	0
Team	15	171	11.4	37	1
Opponents	12	254	21.2	78†	2

PUNTING	No.	Yds	Avg	Net	TB	In	LG	B
Pinion	55	2486	45.2	40.2	2	19	62	0
Team	55	2486	45.2	40.2	2	19	62	0
Opponents	66	2956	44.8	41.5	2	27	67	1

PUNT RETURNS	Ret	FC	Yds	Avg	LG	TD
Mickens	16	12	99	6.2	14	0
Barner	13	0	75	5.8	21	0
Brown	1	2	2	2.0	2	0
Team	30	14	176	5.9	21	0
Opponents	23	15	236	10.3	74†	1

KICKOFF RETURNS	No.	Yds	Avg	LG	TD
Mickens	14	340	24.3	34	0
Barner	7	167	23.9	33	0
Watson	2	19	9.5	13	0
Edwards	1	0	0.0	0	0
Grayson	1	20	20.0	20	0
Team	25	546	21.8	34	0
Opponents	14	471	33.6	98	0

FIELD GOALS	1-19	20-29	30-39	40-49	50+
Succop	1/1	10/10	9/9	7/9	1/2
Team	1/1	10/10	9/9	7/9	1/2
Opponents	1/1	6/6	7/8	4/7	3/4

SACKS	No.
Pierre-Paul	9.5
White	9.0
Barrett	8.0
Suh	6.0
Gholston	3.0
Winfield	3.0
Vea	2.0
Whitehead	2.0
David	1.5
Ledbetter	1.0
Nelson	1.0
O'Connor	1.0
Watson	1.0
Team	48.0
Opponents	22.0

TAMPA BAY BUCCANEERS

RECORD HOLDERS

INDIVIDUAL RECORDS—CAREER

Category	Name	Performance
Rushing (Yds.)	James Wilder, 1981-89	5,957
Passing (Yds.)	Jameis Winston, 2015-19	19,737
Passing (TDs)	Jameis Winston, 2015-19	121
Receiving (No.)	Mike Evans, 2014-20	532
Receiving (Yds.)	Mike Evans, 2014-20	8,266
Interceptions	Ronde Barber, 1997-2012	47
Punting (Avg.)	Bryan Anger, 2016-18	45.0
Punt Return (Avg.)	Clifton Smith, 2008	14.1
Kickoff Return (Avg.)	Aaron Stecker, 2000-03	23.8
Field Goals	Martin Gramatica, 1999-2004	137
Touchdowns (Tot.)	Mike Alstott, 1996-2006	71
Points	Martin Gramatica, 1999-2004	592
*Sacks	Warren Sapp, 1995-2003	77.0

INDIVIDUAL RECORDS—SINGLE SEASON

Category	Name	Performance
Rushing (Yds.)	James Wilder, 1984	1,544
Passing (Yds.)	Jameis Winston, 2019	5,109
Passing (TDs)	Tom Brady, 2020	40
Receiving (No.)	Keyshawn Johnson, 2001	106
Receiving (Yds.)	Mike Evans, 2018	1,524
Interceptions	Ronde Barber, 2001	10
Punting (Avg.)	Bryan Anger, 2016	45.9
Punt Return (Avg.)	Karl Williams, 1996	21.1
Kickoff Return (Avg.)	Sammie Stroughter, 2009	29.5
Field Goals	Martin Gramatica, 2002	32
Touchdowns (Tot.)	Matt Bryant, 2008	32
Points	James Wilder, 1984	13
*Sacks	Mike Evans, 2020	13
	Ryan Succop, 2020	136
	Shaquil Barrett, 2019	19.5

INDIVIDUAL RECORDS—SINGLE GAME

Category	Name	Performance
Rushing (Yds.)	Doug Martin, 11-4-12	251
Passing (Yds.)	Doug Williams, 11-16-80	486
Passing (TDs)	Steve DeBerg, 9-13-87	5
	Brad Johnson, 11-3-02	5
	Josh Freeman, 12-26-10	5
	Jameis Winston, 11-22-15	5
	Tom Brady, 10-4-20	5
Receiving (No.)	James Wilder, 9-15-85	13
	Earnest Graham, 10-21-07	13
Receiving (Yds.)	Vincent Jackson, 10-21-12	216
Interceptions	Ronde Barber, 12-23-01, 12-4-05	3
	Aqib Talib, 9-21-08	3
	Andrew Adams, 12-2-18	3
Field Goals	Martin Gramatica, 12-29-02	5
Touchdowns (Tot.)	Jimmie Giles, 10-20-85	4
	Doug Martin, 11-4-12	4
Points	Jimmie Giles, 10-20-85	24
*Sacks	Marcus Jones, 10-19-00	4.0
	Simeon Rice, 10-12-03	4.0
	Shaquil Barrett, 09-22-19	4.0

*Sacks became an official statistic in 1982.

2021 COACHING STAFF

Bruce Arians, Head Coach

Pro Career: Named the 12th head coach in franchise history on Jan. 8, 2019. Arians is a two-time Associated Press NFL Coach of the Year, earning the award in 2012 (Indianapolis Colts) and in 2014 (Arizona Cardinals). He is the only coach in NFL history to earn the award multiple times in a three-year span with different teams, and is one of only 12 coaches in NFL history to win the award multiple times. In his second season with the Buccaneers in 2020, Arians led Tampa Bay to 11 wins, tying its second-most in team history. The Buccaneers clinched their first playoff berth since 2007 and won the franchise's sec-

ond Super Bowl title, defeating the Kansas City Chiefs, 31-9, in Super Bowl LV. Over his first two seasons in Tampa Bay, the Buccaneers rank first in passing yards per game (309.5), second in scoring (29.7), third in total yards per game (391.0), first in rushing yards allowed per game (77.2), first in rushing yards allowed per carry (3.43), fourth in sacks (95.0), eighth in point differential (plus-146) and 10th in total net yards allowed per game (335.5). Arians owns a 5-2 mark in the postseason as a head coach, earning a .714 postseason winning percentage, which is tied for the fourth-best winning percentage of any coach since the 1970 merger, and the second-best

among active coaches. Prior to arriving in Tampa, Arians spent five seasons as the head coach of the Arizona Cardinals (2013-17) in addition to a 12-game stint as interim head coach for the Indianapolis Colts (2012), compiling a regular-season record of 58-33-1. During that 92-game stretch as a head coach, Arians's 58 wins ranked fourth in the NFL, trailing only Bill Belichick (73), Pete Carroll (63) and Mike Tomlin (59). Arians came to Arizona after spending the 2012 season with Indianapolis. Hired as the team's offensive coordinator, he also served as the team's interim coach for 12 games while head coach Chuck Pagano was treated for leukemia. Prior to his time

TAMPA BAY BUCCANEERS

with the Colts, Arians spent eight seasons with the Steelers, five as offensive coordinator (2007-11) and three as the wide receivers coach (2004-06). While with Pittsburgh, Arians was part of the coaching staff that won Super Bowls XL and XLIII. Before joining the Steelers, Arians spent three seasons as the offensive coordinator for the Cleveland Browns (2001-03). Arians' first NFL job was with the Kansas City Chiefs, working as the team's running backs coach for four seasons (1989-92). Arians also spent the 1996 season as the tight ends coach for the New Orleans Saints. Career record: 72-46-1.

Background. Arians' coaching career began as a graduate assistant at his alma mater, Virginia Tech, in 1975, before being elevated to running backs coach in 1977. He spent 1978-80 with Mississippi State as the school's running backs/wide receivers coach before coaching the running backs at Alabama for two seasons (1981-82) under legendary coach Paul "Bear" Bryant. Arians would later return to Mississippi State (1993-95) and Alabama (1997) to serve as the offensive coordinator for the respective schools. He became one of the youngest head coaches in Division I history when hired there in 1983 at the age of 30. He spent six seasons coaching the Owls (1983-88).

Personal. Born in Paterson, N.J., Arians grew up in York, Pa., and played quarterback at Virginia Tech. He and his wife, Christine, have two children — son, Jake, and daughter, Kristi Anne — as well as a granddaughter, Presley, and two grandsons, Aiden and Elijah.

ASSISTANT COACHES

Keith Armstrong, special teams coordinator; born Dec. 15, 1963, Trenton, N.J. Running back Temple 1983-86. No pro playing experience. College coach: Temple 1987, Miami (Fla.) 1988, Akron 1989, Oklahoma State 1990-92, Notre Dame 1993. Pro coach: Atlanta Falcons 1994-96 and 2008-18, Chicago Bears 1997-2000, Miami Dolphins 2001-07. Joined Buccaneers in 2019.

Tim Atkins, defensive quality control; born July 19, 1979, Omaha, Neb. No collegiate or pro playing experience. College coach: Whittier College 2004-05, Florida Atlantic 2008-09. Pro coach: Miami Dolphins 2006-07, Florida Tuskers (UFL) 2010, Buffalo Bills 2011-12, Cleveland Browns 2014-15, New York Jets 2016-18. Joined Buccaneers in 2019.

Corey Bickey, assistant strength and conditioning; born Feb. 26, 1990, Ambridge, Pa. Offensive lineman Indiana State 2008-12. No pro playing experience. College coach: Indiana State 2012, Cincinnati 2012-13, Arkansas 2013-17, Mississippi State 2018-19. Pro coach: Joined Buccaneers in 2020.

Chris Boniol, specialists; born Dec. 9, 1971, Alexandria, La. Kicker Louisiana Tech 1990-93. Pro kicker Dallas Cowboys 1994-96, Philadelphia Eagles 1997-98, Chicago Bears 1999. College coach: Louisiana College 2015-16, Mississippi State 2017-18. Pro coach: Dallas Cowboys 2010-13, Oakland Raiders 2014. Joined Buccaneers in 2019.

Todd Bowles, defensive coordinator; born Nov. 18, 1963, Elizabeth, N.J. Defensive back Temple 1982-85. Pro defensive back Washington Redskins 1986-90 and 1992-93, San Francisco 49ers 1991. College coach: Morehouse College 1997, Grambling State 1998-99. Pro coach: New York Jets 2000 and 2015-18 (head coach 2015-18), Cleveland Browns 2001-04, Dallas Cowboys 2005-07, Miami Dolphins 2008-11, Philadelphia Eagles 2012, Arizona Cardinals 2013-14. Joined Buccaneers in 2019.

Mike Caldwell, inside linebackers; born Aug. 31, 1971, Oak Ridge, Tenn. Linebacker Middle Tennessee State

1989-92. Pro linebacker Cleveland Browns 1993-95, Baltimore Ravens 1996, Arizona Cardinals 1997, Philadelphia Eagles 1998-2001, Chicago Bears 2002, Carolina Panthers 2003. Pro coach: Philadelphia Eagles 2007-12, Arizona Cardinals 2013-14, New York Jets 2014-18. Joined Buccaneers in 2019.

Mike Chiurco, assistant to the head coach; born May 25, 1968. No collegiate or pro playing experience. College coach: Ohio State 1989-91. Pro coach: Arizona Cardinals 2013-17. Joined Buccaneers in 2019.

Clyde Christensen, quarterbacks; born Jan. 28, 1966, Covina, Calif. Quarterback Fresno City J.C. 1975-76 and North Carolina 1977-78. No pro playing experience. College coach: Mississippi 1979, East Tennessee State 1980-82, Temple 1983-85, East Carolina 1986-88, Holy Cross 1989-90, South Carolina 1991, Maryland 1992-93, Clemson 1994-95. Pro coach: Tampa Bay Buccaneers 1999-2001, Indianapolis Colts 2002-15, Miami Dolphins 2016-18. Rejoined Buccaneers in 2019.

Rick Christophel, tight ends; born Oct. 27, 1952, Reading, Ohio. Safety/quarterback Austin Peay 1971-74. No pro playing experience. College coach: Austin Peay 1975, 1979-81 and 2007-12 (head coach 2007-12), Southern Arkansas State 1982, Cincinnati 1983, Rice 1984-85, Vanderbilt 1986-90, Mississippi State 1991-94, Alabama-Birmingham 1995-2006. Pro coach: Arizona Cardinals 2013-17. Joined Buccaneers in 2019.

Larry Foote, outside linebackers; born June 12, 1980, Detroit, Mich. Linebacker Michigan 1998-2001. Pro linebacker Pittsburgh Steelers 2002-08 and 2010-13, Detroit Lions 2009, Arizona Cardinals 2014. Pro coach: Arizona Cardinals 2015-18. Joined Buccaneers in 2019.

Kevin Garver, wide receivers; born July 28, 1987, Tuscaloosa, Ala. No collegiate or pro playing experience. College coach: Alabama, 2007-12. Pro coach: Arizona Cardinals 2013-18. Joined Buccaneers in 2014.

Joe Gilbert, offensive line; born Jan. 22, 1965, Horseheads, N.Y. Offensive lineman Hamilton College 1984-87. No pro playing experience. College coach: Albany 1987-88, Pennsylvania 1989-90, Northeastern 1991-93, Maine 1994-99, Mansfield (Pa.) 2000 (head coach), Toledo 2001-03 and 2007, Central Florida 2004-06, Houston 2008, Illinois 2009-11, Arizona 2018. Pro coach: Indianapolis Colts 2012-17. Joined Buccaneers in 2019.

Harold Goodwin, assistant head coach/run game coordinator; born Nov. 14, 1973, Columbia, S.C. Offensive lineman Michigan 1992-95. No pro playing experience. College coach: Michigan 1995-97, Eastern Michigan 1998-99, Central Michigan 2000-03. Pro coach: Chicago Bears 2004-06, Pittsburgh Steelers 2007-11, Indianapolis Colts 2012, Arizona Cardinals 2013-17. Joined Buccaneers in 2019.

Cody Grimm, defensive/special teams assistant; born Feb. 26, 1987, Fairfax, Va. Linebacker Virginia Tech 2005-09. Pro defensive back Tampa Bay Buccaneers 2010-12. College coach: Virginia Tech 2015-18. Pro coach: Joined Buccaneers in 2019.

Maral Javadifar, assistant strength and conditioning; born March 17, 1990, Queens, N.Y. No collegiate or pro playing experience. Joined Buccaneers in 2019.

Roger Kingdom, speed and conditioning; born Aug. 26, 1962, Vienna, Ga. No collegiate or pro playing experience. Pro coach: Arizona Cardinals 2014-17. Joined Buccaneers in 2019.

Byron Leftwich, offensive coordinator; born Jan. 14, 1980, Washington, D.C. Quarterback Marshall 1999-2002. Pro quarterback Jacksonville Jaguars 2003-06, Atlanta Falcons 2007, Pittsburgh Steelers 2008 and 2010-12, Tampa Bay Buccaneers 2009. Pro coach:

Arizona Cardinals 2017-18. Joined Buccaneers in 2019.

Thaddeus Lewis, assistant wide receivers; born Nov. 19, 1987, Opa-locka, Fla. Quarterback Duke 2006-09. Pro quarterback Cleveland Browns 2012, Buffalo Bills 2013, Houston Texans 2014. College coach: UCLA 2018-19. Pro coach: Joined Buccaneers in 2021.

Lori Locust, assistant defensive line; born April 27, 1964, Philadelphia, Pa. Semi-pro defensive end/linebacker Central Penn Vipers 2004-08. Pro coach: York Capitals (AFL) 2015, Central Penn Capitals (NAL) 2016, Lehigh Valley Steelhawks (NAL) 2017-18, Baltimore Ravens 2018, Birmingham Iron (AAF) 2019. Joined Buccaneers in 2019.

Todd McNair, running backs; born Aug. 16, 1965, Camden, N.J. Running back Temple 1985-88. Pro running back Kansas City Chiefs 1989-93 and 1996, Houston Oilers 1994-95. College coach: Southern California 2004-09. Pro coach: Cleveland Browns 2001-03. Joined Buccaneers in 2019.

Anthony Piroli, head strength and conditioning; born May 26, 1985, Alliquipp, Pa. No collegiate or pro playing experience. College coach: Indiana (Pa.) 2007, Pittsburgh 2008-09, Mississippi State 2014 and 2018. Pro coach: Arizona Cardinals 2015-17. Joined Buccaneers in 2019.

Nick Rapone, safeties; born April 25, 1956, New Castle, Pa. Wide receiver Temple 1974-77. No pro playing experience. College coach: Pittsburgh 1979-80 and 1989-92, East Tennessee State 1981-82, Temple 1983-88 and 1999-2005, Connecticut 1995-98, Delaware 2006-12. Pro coach: Arizona Cardinals 2013-17. Joined Buccaneers in 2019.

Kacy Rodgers, defensive line; born June 24, 1969, Humboldt, Tenn. Defensive end/linebacker Tennessee 1988-91. Pro linebacker Pittsburgh Steelers 1992, Shreveport Pirates (CFL) 1994. College coach: Tennessee-Martin 1994-97, Louisiana-Monroe 1998, Middle Tennessee State 1999-2001, Arkansas 2002. Pro coach: Dallas Cowboys 2003-07, Miami Dolphins 2008-14, New York Jets 2015-18. Joined Buccaneers in 2019.

Kevin Ross, cornerbacks; born Jan. 16, 1962, Camden, N.J. Defensive back Temple 1980-83. Pro defensive back Kansas City Chiefs 1984-93 and 1997, Atlanta Falcons 1994-95, San Diego Chargers 1996. Pro coach: Minnesota Vikings 2003-05, San Diego Chargers 2007-08, New York Sentinels (UFL) 2009, Oakland Raiders 2010-11, Arizona Cardinals 2013-17. Joined Buccaneers in 2019.

A.Q. Shipley, offensive assistant; born May 22, 1986, Coraopolis, Pa. Offensive lineman Penn State 2005-08. Pro offensive lineman Indianapolis Colts 2012 and 2014, Baltimore Ravens 2013, Arizona Cardinals 2015-19, Tampa Bay Buccaneers 2020. Pro coach: Joined Buccaneers in 2021.

Keith Tandy, special teams assistant; born Feb. 12, 1989, Hopkinsville, Ky. Defensive back West Virginia 2008-11. Pro defensive back Tampa Bay Buccaneers 2012-17, Atlanta Falcons 2018. Pro coach: Joined Buccaneers in 2020.

John Van Dam, assistant tight ends; born Aug. 18, 1984, East Lansing, Mich. Quarterback Michigan State 2006-08. No pro playing experience. College coach: Augustana (SD) 2008-11, Alabama 2012-13, Michigan 2014, Florida 2015, Southern Illinois 2016-17, Lafayette (Pa.) 2018. Pro coach: Joined Buccaneers in 2019.

Chad Wade, assistant strength and conditioning; born Dec. 5, 1973, Weeping Water, Neb. Offensive lineman Nebraska-Wesleyan 1992-94. No pro playing experience. College coach: Nebraska 1996-2013. Pro coach: Joined Buccaneers in 2014.

TAMPA BAY BUCCANEERS

2021 VETERAN ROSTER

No.	Name	Pos.	Ht.	Wt.	Birthdate	NFL		College	Hometown	How Acq.	'20 Games/	
						Exp.	Games				Starts	Starts
82	Adams, Jerrell	TE	6-5	254	12/31/1992	3		South Carolina	Pinewood, S.C.	FA-'21		0/0
	# Barner, Kenjon	RB	5-9	195	4/28/1989	8		Oregon	Lynwood, Calif.	FA-'20		6/0
58	Barrett, Shaquil	OLB	6-2	250	11/17/1992	8		Colorado State	Baltimore, Md.	UFA (DEN)-'19		15/15
57	Bell, Quinton	OLB	6-4	253	5/9/1996	2		Prairie View A&M	Long Beach, Calif.	FA-'19		5/0
25	Bernard, Giovanni	RB	5-9	205	11/22/1991	9		North Carolina	Davie, Fla.	UFA (CIN)-'21		16/10*
12	Brady, Tom	QB	6-4	225	8/3/1977	22		Michigan	San Mateo, Calif.	UFA (NE)-'20		16/16
84	Brate, Cameron	TE	6-5	245	7/3/1991	7		Harvard	Naperville, Ill.	FA-'15		16/1
81	Brown, Antonio	WR	5-10	185	7/10/1988	11		Central Michigan	Miami, Fla.	FA-'20		8/4
	# Buccannon, Deone	LB	6-1	211	8/30/1992	7		Washington State	Oakland, Calif.	FA-'20		0/0
65	Cappa, Alex	G	6-6	305	1/27/1995	4		Humboldt State	Dublin, Calif.	D3-'18		16/16
	# Cichy, Jack	LB	6-2	238	5/5/1996	4		Wisconsin	Milwaukee, Wis.	D6-'18		6/0
43	Cockrell, Ross	CB	6-0	191	8/6/1991	8		Duke	Hazlet, N.J.	FA-'20		12/2
54	David, Lavonte	ILB	6-4	253	1/23/1990	10		Nebraska	Miami, Fla.	D2-'12		16/16
24	Davis III, Carlton	CB	6-1	206	12/31/1996	4		Auburn	Miami, Fla.	D2c-'18		14/14
94	Davis, Khalil	DL	6-1	308	8/22/1996	2		Nebraska	Blue Springs, Mo.	D6-'20		2/0
35	Dean, Jamel	CB	6-1	206	10/15/1996	3		Auburn	Cocoa, Fla.	D3a-'19		14/7
32	Edwards, Mike	S	5-10	205	5/18/1996	3		Kentucky	Cincinnati, Ohio	D3b-'19		16/0
13	Evans, Mike	WR	6-5	231	8/21/1993	8		Texas A&M	Galveston, Texas	D1-'14		16/16
7	Fournette, Leonard	RB	6-0	228	1/18/1995	5		LSU	New Orleans, La.	FA-'20		13/3
5	Franklin III, John	WR	6-1	186	9/21/1994	2		Florida Atlantic	Fort Lauderdale, Fla.	FA-'19		0/0
11	Gabbert, Blaine	QB	6-5	235	10/15/1989	11		Missouri	Ballwin, Mo.	FA-'19		4/0
92	Gholston, William	DL	6-6	281	7/31/1991	9		Michigan State	Detroit, Mich.	D4b-'13		16/12
14	Godwin, Chris	WR	6-1	209	2/27/1996	5		Penn State	Middletown, Del.	D3a-'17		12/12
49	Gill, Cam	OLB	6-3	240	12/14/1997	2		Wagner	Douglasville, Ga.	FA-'20		12/0
15	Grayson, Cyril	WR	5-9	183	12/5/1993	2		LSU	Kenner, La.	FA-'19		3/0
41	Greene, Raven	S	5-11	197	2/2/1995	4		James Madison	Virginia Beach, Va.	FA-'21		10/0*
4	Griffin, Ryan	QB	6-5	210	11/17/1989	8		Tulane	Westlake Village, Calif.	W (NO)-'15		2/0
87	Gronkowski, Rob	TE	6-6	265	5/14/1989	11		Arizona	Woodland Hills, Pa.	T (NE)-'20		16/16
22	Hamilton, Antonio	CB	6-0	195	1/24/1993	6		South Carolina State	Johnston, S.C.	FA-'21		16/0*
80	Howard, O.J.	TE	6-6	251	11/18/1994	5		Alabama	Prattville, Ala.	D1-'17		4/1
88	Hudson, Tanner	TE	6-5	239	11/12/1994	2		Southern Arkansas	Camden, Tenn.	FA-'18		11/0
66	Jensen, Ryan	C	6-4	319	5/27/1991	8		Colorado State-Pueblo	Fort Morgan, Colo.	UFA (BAL)-'18		16/16
18	Johnson, Tyler	WR	6-1	206	8/25/1998	2		Minnesota	Minneapolis, Minn.	D5-'20		14/3
53	Jones, Joseph	LB	6-0	231	2/21/1994	5		Northwestern	Plano, Ill.	FA-'21		14/0*
27	Jones II, Ronald	RB	5-11	208	8/3/1997	4		USC	McKinney, Texas	D2a-'18		14/13
95	Ledbetter, Jeremiah	DL	6-3	295	6/2/1994	2		Arkansas	Gainesville, Ga.	FA-'19		3/0
	# Logan, T.J.	RB	5-11	195	9/3/1994	5		North Carolina	Greensboro, N.C.	W (ARJ)-'19		0/0
74	Marpert, Ali	G	6-4	307	4/17/1993	7		Hobart	Hastings-on-Hudson, N.Y.	D2b-'15		13/13
	# McCoy, LeSean	RB	5-11	210	7/12/1988	13		Pittsburgh	Harrisburg, Pa.	UFA (KC)-'20		10/0
96	t McLendon, Steve	NT	6-3	310	1/3/1986	12		Troy	Ozark, Ala.	T (NYJ)-'20		15/6*
85	Mickens, Jaydon	WR	5-11	170	4/21/1994	4		Washington	Los Angeles, Calif.	FA-'19		10/0
10	Miller, Scotty	WR	5-9	174	7/31/1997	3		Bowling Green	Barrington, Ill.	D6-'19		16/5
51	Minter, Kevin	ILB	6-0	246	12/3/1990	9		LSU	Suwanee, Ga.	FA-'19		16/1
75	Molchon, John	G	6-5	309	2/2/1997	2		Boise State	Las Vegas, Nev.	FA-'20		0/0
23	Murphy-Bunting, Sean	CB	6-0	195	6/19/1997	3		Central Michigan	Macomb, Mich.	D2-'19		16/13
98	Nelson, Anthony	OLB	6-7	271	3/4/1997	3		Iowa	Urbandale, Iowa	D4-'19		16/1
56	Núñez-Roches, Rakeem	DL	6-2	307	7/3/1993	7		Southern Mississippi	Phenix City, Ala.	FA-'18		16/11
79	O'Connor, Patrick	DL	6-4	270	11/1/1993	3		Eastern Michigan	Chicago, Ill.	FA-'17		16/0
90	Pierre-Paul, Jason	OLB	6-5	275	1/1/1989	12		South Florida	Deerfield Beach, Fla.	T (NYG)-'18		16/16
8	Pinion, Bradley	P	6-5	229	6/1/1994	7		Clemson	Concord, N.C.	UFA (SF)-'19		16/16
46	Pope, Troymaine	RB	5-9	205	11/26/1993	4		Jacksonville State	Anniston, Ala.	FA-'21		0/0*
30	Prosise, C.J.	RB	6-1	225	5/20/1994	6		Notre Dame	Petersburg, Va.	FA-'21		10/0
39	Riley, Curtis	S	6-0	190	7/18/1992	7		Fresno State	Orlando, Fla.	FA-'21		6/1*
76	Smith, Donovan	T	6-6	338	6/23/1993	7		Penn State	Owings Mills, Md.	D2a-'15		15/15
64	Stinnie, Aaron	G	6-3	312	2/18/1994	4		James Madison	Charlottesville, Va.	W (TEN)-'19		6/0
3	Succop, Ryan	K	6-2	218	9/19/1986	13		South Carolina	Hickory, N.C.	FA-'20		16/16
93	Suh, Ndamukong	DL	6-4	313	1/6/1987	12		Nebraska	Portland, Ore.	UFA (LAR)-'19		16/16
97	Triner, Zach	LS	6-3	245	1/30/1991	3		Assumption	Marshfield, Mass.	FA-'19		16/16
21	Vaughn, Ke'Shawn	RB	5-10	214	5/4/1997	2		Vanderbilt	Nashville, Tenn.	D3-'20		10/0
50	Vea, Vita	NT	6-4	347	2/5/1995	4		Washington	Milpitas, Calif.	D1-'18		5/5
17	Watson, Justin	WR	6-3	215	4/4/1996	4		Pennsylvania	Bridgeville, Pa.	D5-'18		11/2
72	Wells, Josh	T	6-6	306	2/14/1991	7		James Madison	Mechanicsville, Va.	FA-'19		15/1
45	White, Devin	LB	6-0	237	2/17/1998	3		LSU	Springhill, La.	D1-'19		15/15
33	Whitehead, Jordan	S	5-10	198	3/18/1997	4		Pittsburgh	Aliquippa, Pa.	D4-'18		16/16
31	Winfield Jr., Antoine	S	5-9	203	8/16/1998	2		Minnesota	The Woodlands, Texas	D2-'20		16/16
78	Wirfs, Tristan	T	6-5	320	1/24/1999	2		Iowa	Mount Vernon, Iowa	D1-'20		16/16

TAMPA BAY BUCCANEERS

* Bernard played 16 games with Cincinnati; Greene played 10 games with Green Bay; Hamilton played 16 games with Kansas City; Jones played 14 games with Denver; McLendon played six games with New York Jets; Pope played six games with Los Angeles Chargers; Riley played four games with Arizona and two games with Minnesota.

Unrestricted free agent; subject to developments.

Players lost through free agency (four): S Andrew Adams (PHI, 16 games); TE Antony Auclair (HOU, eight); OL Joe Haeg (PIT, 12); CB Ryan Smith (LAC, 16).

Also played with the Buccaneers in '20—LB Chapel Russell (11 games), C A.Q. Shipley (five), CB Mazzi Wilkins (one).

FIRST-YEAR ROSTER

Name	Pos.	Ht.	Wt.	Birthdate	College	Hometown	How Acq.
Ashley, Calvin	T	6-7	330	4/1/1998	Florida A&M	Orlando, Fla.	FA
Borregales Jose	K	5-10	206	12/15/1997	Miami (Fla.)	Miami, Fla.	FA
Britt, K.J.	LB	6-0	235	6/4/1999	Auburn	Oxford, Ala.	D5
Brooks, Nate (1)	CB	6-0	192	9/5/1996	North Texas	Whitehouse, Texas	FA
Contressa, Augie	S	6-0	210	4/7/1998	Stony Brook	Commack, N.Y.	FA
Darden, Jaelon	WR	5-8	174	1/14/1999	North Texas	Houston, Texas	D4
Hagan, Javon (1)	S	6-0	215	2/22/1997	Ohio	Jacksonville, Fla.	FA-'20
Hainsey, Robert	T	6-4	306	8/12/1998	Notre Dame	Pittsburgh, Pa.	D3
Hamilton, Ladarius (1)	OLB	6-3	260	1/18/1998	North Texas	Corrigan, Texas	FA
Hutcherson, Sadarius	G	6-3	321	4/22/1998	South Carolina	Huntingdon, Tenn.	FA
Jonsen, Travis (1)	WR	6-4	211	10/16/1996	Montana State	Fullerton, Calif.	FA-'20
Kinley, Cameron	CB	6-2	204	3/3/1999	Navy	Memphis, Tenn.	FA
Leverett, Nick (1)	G	6-4	310	1/11/1997	Rice	Salisbury, N.C.	FA-'20
McElroy, Codey (1)	TE	6-6	258	12/13/1992	Southeastern Oklahoma State	Frederick, Okla.	FA-'19
Miller, Herb (1)	DB	6-2	190	11/11/1997	Florida Atlantic	Miramar, Fla.	FA-'19
Pearson, Josh (1)	WR	6-4	205	6/13/1997	Jacksonville State	Decatur, Ala.	FA-'20
Ponder, Elijah	NT	6-3	275	1/16/1998	Cincinnati	Atlanta, Ga.	FA
Potoa'e, Benning (1)	DT	6-3	290	9/17/1996	Washington	DuPont, Wash.	FA-'20
Renner, Sam (1)	DL	6-4	275	2/24/1997	Minnesota	Maple Grove, Minn.	FA
Simmons Jr., T.J.	WR	6-2	198	3/28/1998	West Virginia	Birmingham, Ala.	FA
Smith, Kobe (1)	DL	6-2	300	6/23/1998	South Carolina	Lawrenceville, Ga.	FA-'20
Stanley, Donnell (1)	C	6-4	324	6/27/1995	South Carolina	Floydale, S.C.	FA
Stuard, Grant	LB	5-11	230	10/15/1998	Houston	Conroe, Texas	D7b
Trask, Kyle	QB	6-5	236	3/6/1998	Florida	Manvel, Texas	D2
Tryon, Joe	OLB	6-5	259	4/30/1999	Washington	Renton, Wash.	D1
White, Lawrence	S	6-0	196	6/13/1998	Iowa State	Bakersfield, Calif.	FA
Wilcox, Chris	CB	6-2	198	10/30/1997	Brigham Young	Fontana, Calif.	D7a

The term NFL Rookie is defined as a player who is in his first season of professional football and has not been on the roster of another professional football team for any regular-season or postseason games. A Rookie is designated by an "R" on NFL rosters. Players who have been active in another professional football league or players who have NFL experience, including either preseason training camp or being on an Active List or Inactive List, or on Reserve/Injured or Reserve/Physically Unable to Perform for fewer than six regular-season games, are termed NFL First-Year Players. An NFL First-Year Player is designated by a "1" on NFL rosters. Thereafter, a player is credited with an additional year of experience for each season in which he accumulates six games on the Active List or Inactive List, or on Reserve/Injured or Reserve/Physically Unable to Perform.

Log on to www.buccaneers.com for an up-to-date roster.

WASHINGTON FOOTBALL TEAM



**National Football Conference
East Division**

Inova Sports and Performance Center
21300 Coach Gibbs Drive
Ashburn, VA 20147
Telephone: (703) 726-7000

Team Colors: Burgundy and Gold

2021 SCHEDULE

PRESEASON

- Aug. 12 at New England.....7:30 PM
- Aug. 20 **Cincinnati**.....8:00 PM
- Aug. 28 **Baltimore**.....6:00 PM

REGULAR SEASON

- Sept. 12 **L.A. Chargers**.....1:00 PM
- Sept. 16 **N.Y. Giants (Thu)**.....8:20 PM
- Sept. 26 at Buffalo.....1:00 PM
- Oct. 3 at Atlanta.....1:00 PM
- Oct. 10 **New Orleans**.....1:00 PM
- Oct. 17 **Kansas City**.....1:00 PM
- Oct. 24 at Green Bay.....1:00 PM
- Oct. 31 at Denver.....4:25 PM
BYE
- Nov. 14 **Tampa Bay**.....1:00 PM
- Nov. 21 at Carolina.....1:00 PM
- Nov. 29 **Seattle (Mon)**.....8:15 PM
- Dec. 5 at Las Vegas.....4:05 PM
- Dec. 12 **Dallas**.....1:00 PM
- Dec. 18/19 at Philadelphia.....TBD
- Dec. 26 at Dallas.....8:20 PM
- Jan. 2 **Philadelphia**.....1:00 PM
- Jan. 9 at N.Y. Giants.....1:00 PM

** All times ET; Sunday night games in
Weeks 5-17 subject to change*

Stadium: FedExField
1600 FedEx Way
Landover, MD 20785

Opened: 1997
Capacity: 82,000
Playing Surface: Natural Grass

Training Camp:
Inova Sports and
Performance Center
21300 Coach Gibbs Drive
Ashburn, VA 20147

CLUB OFFICIALS

Owners: Dan & Tanya Snyder
Head Coach: Ron Rivera
Team President: Jason Wright
General Manager: Martin Mayhew
Executive Vice President of Player Personnel/Football: Marty Murney
Senior Vice President, Football Administration: Rob Rogers
Chief Financial Officer: Greg Resh
Chief Legal Officer: Damon Jones
Chief People Officer: Andre Chambers
Chief Creative Officer & Chief Digital Officer: Will Misselbrook
Senior Vice President, Stadium Operations: Chris Bloyer
Senior Vice President of External Engagement and Communications: Julie Jensen
Senior Vice President, Corporate Sponsorship: Scott Shepherd
Senior Vice President, Media and Content: Julie Donaldson
Chief Ticketing Officer: David Baldwin
Senior Advisor to the Team President: Doug Williams
Chief of Staff: Amina Edwards
Senior Director of Player Personnel: Eric Stokes
Director of Pro Scouting: Chris Polian
Director of College Scouting: Tim Gribble
Senior Pro Scout: Donny Warren
Pro Scouts: Brent Caprio, Connor Barringer
College Scouts: Jeff Beathard, Chuck Cook, Peter Picerelli, Harrison Ritcher, Ron Rose, Paul Skansi, Roger Terry, Sheldon White, David Whittington
BLESTO Scout: Tyler Claytor
Senior Director, Player Development: Malcolm Blacken
Director of Football Operations: Bryan Porter
Coordinator of Football Programs: Natalia Dorantes
Football Operations Assistant: Matt Pederson
Football Administration Assistant: Diana Hymowitz
Football Personnel Assistant: Ashley Kohn
Head Athletic Trainer: Ryan Vermillion
Director, Athletic Performance: Brett Nenaber
Assistant Athletic Trainers: Mark McCracken, Doug Quon
Physical Therapist: Jeff Ruiz
Video Director: Mike Bracken
Assistant Video Director: Mike Adams
Video Assistants: Julian Hines, Will Krom
Head Equipment Manager: Drew Hampton
Assistant Equipment Manager: Drew Curls
Equipment Assistants: Connor Vincent, Justin Brooks
Vice President of Public Affairs: Joe Maloney
Vice President, Ticket Sales: Taylor Laurer
Vice President, Strategic and Corporate Finance: Lauren John
Vice President, Guest Experience: Joey Colby-Begovich
Vice President, Sales and Marketing: Nancy Hubacher
Vice President, Corporate Partnership: Ryan Calvo
Vice President, Corporate Partnership Marketing: Michael Silberstein
Vice President, Hospitality & Entertainment: Keith Weldon
Vice President, Hospitality & Entertainment: Jennifer Burns
Director of Football Communications: Sean DeBarbieri
Assistant Director of Football Communications: Jessie Johnson
Football Communications Coordinator: Charlie Mule
Director of Community and Charitable Programs: Calvin Parson
Director of Special Events, Washington Football Charitable Foundation: Morgan Hannell
Director of Alumni Relations: Tim Hightower

COACHING HISTORY

**Boston 1932-36
(633-632-28)**

Records include postseason games

1932	Lud Wray4-4-2
1933-34	William (Lone Star) Dietz	...11-11-2
1935	Eddie Casey2-8-1
1936-42	Ray Flaherty56-23-3
1943	Arthur (Dutch) Bergman7-4-1
1944-45	Dudley DeGroot14-6-1
1946-48	Glen (Turk) Edwards16-18-1
1949	John Whelchel*3-3-1
1949-51	Herman Ball**4-16-0
1951	Dick Todd5-4-0
1952-53	Earl (Curly) Lambeau10-13-1
1954-58	Joe Kuharich26-32-2
1959-60	Mike Nixon4-18-2
1961-65	Bill McPeak21-46-3
1966-68	Otto Graham17-22-3
1969	Vince Lombardi7-5-2
1970	Bill Austin6-8-0
1971-77	George Allen69-35-1
1978-80	Jack Pardee24-24-0
1981-92	Joe Gibbs140-65-0
1993	Richie Petitbon4-12-0
1994-2000	Norv Turner***50-60-1
2000	Terry Robiskie1-2-0
2001	Marty Schottenheimer8-8-0
2002-03	Steve Spurrier12-20-0
2004-07	Joe Gibbs31-36-0
2008-09	Jim Zorn12-20-0
2010-13	Mike Shanahan24-41-0
2014-19	Jay Gruden****35-50-1
2019	Bill Callahan3-8-0
2020	Ron Rivera7-10-0

* Released after seven games in 1949
** Released after three games in 1951
*** Released after 13 games in 2000
**** Released after five games in 2019

PAID ATTENDANCE, 2020

Home 2,677 Away 25,811
Total 28,488
Single-game home record,
90,910 (12/30/07)
Single-season home record,
* 711,471 (2007)
*NFL Record

2021 DRAFT CHOICES

Rd	Name	Pos	College
1	Jamin Davis	LB	Kentucky
2	Samuel Cosmi	T	Texas
3	Benjamin St-Juste	DB	Minnesota
3	Dyami Brown	WR	North Carolina
4	John Bates	TE	Boise St.
5	Darrick Forrest	DB	Cincinnati
6	Camaron Cheeseman	LS	Michigan
7	William Bradley-King	DE	Baylor
7	Shaka Toney	DE	Penn St.
7	Dax Milne	WR	Brigham Young

WASHINGTON FOOTBALL TEAM

2020 TEAM RECORD

REGULAR SEASON (7-9)

Date	Opponent	Result
Sept. 13	PHILADELPHIA	W 27-17
Sept. 20	at Arizona	L 15-30
Sept. 27	at Cleveland	L 20-34
Oct. 4	BALTIMORE	L 17-31
Oct. 11	L.A. RAMS	L 10-30
Oct. 18	at N.Y. Giants	L 19-20
Oct. 25	DALLAS	W 25-3
Nov. 8	N.Y. GIANTS	L 20-23
Nov. 15	at Detroit	L 27-30
Nov. 22	CINCINNATI	W 20-9
Nov. 26	at Dallas	W 41-16
Dec. 7	at Pittsburgh	W 23-17
Dec. 13	at San Francisco	W 23-15
Dec. 20	SEATTLE	L 15-20
Dec. 27	CAROLINA	L 13-20
Jan. 3	at Philadelphia	W 20-14

POSTSEASON (0-1)

Jan. 9	TAMPA BAY	L 23-31
--------	-----------	---------

SCORE BY PERIODS

Team	50	85	70	130	0	—	335
Opponents	86	152	30	61	0	—	329

2020 TEAM STATISTICS

	Team	Opp.
Total First Downs	322	289
Rushing	108	100
Passing	184	161
Penalty	30	28
3rd Down: Made/Att	88/225	81/216
3rd Down Pct.	39.1	37.5
4th Down: Made/Att	11/19	9/24
4th Down Pct.	57.9	37.5
Possession Avg.	29:55	30:05
Total Net Yards	5076	4873
Avg. Per Game	317.3	304.6
Total Plays	1051	1004
Avg. Per Play	4.8	4.9
Net Yards Rushing	1611	1805
Avg. Per Game	100.7	112.8
Total Rushes	400	428
Net Yards Passing	3465	3068
Avg. Per Game	216.6	191.8
Sacked/Yards Lost	50/331	47/325
Gross Yards	3796	3393
Att./Completions	601/389	529/330
Completion Pct.	64.7	62.4
Had Intercepted	16	16
Punts/Average	73/48.0	73/46.2
Net Punting Avg.	73/44.3	73/43.5
Penalties/Yards	87/697	85/708
Fumbles/Ball Lost	24/11	21/7
Touchdowns	37	37
Rushing	18	14
Passing	16	21
Returns	3	2

2020 INDIVIDUAL STATISTICS

PASSING	Att	Cmp	Yds	Cmp%	Yds/Att	TD	Int	Int%	LG	Sk/Lost	Rtng	
Smith	252	168	1582	66.7	6.28	6	2.4	8	3.2	68t	22/139	78.5
Haskins	241	148	1439	61.4	5.97	5	2.1	7	2.9	50	20/141	73.0
K.Allen	87	60	610	69.0	7.01	4	4.6	1	1.1	52t	7/44	99.3
Heinicke	19	12	137	63.2	7.21	1	5.3	0	0.0	29t	1/7	102.3
L.Thomas	1	1	28	100.0	28.00	0	0.0	0	0.0	28	0/0	118.8
Wright	1	0	0	0.0	0.00	0	0.0	0	0.0	---	0/0	39.6
Team	601	389	3796	64.7	6.32	16	2.7	16	2.7	68t	50/331	80.1
Opponents	529	330	3393	62.4	6.41	21	4.0	16	3.0	56t	47/325	81.4

TD TD TD TD

SCORING	Tot	Ru	Rec	Rt	PAT	FG	Saf	Pts
Hopkins	0	0	0	0	30/32	27/34	0	111
A.Gibson	11	11	0	0			0	66
L.Thomas	6	0	6	0			0	36
Barber	4	4	0	0			0	24
McLaurin	4	0	4	0			0	24
McKissic	3	1	2	0			0	18
Inman	2	0	2	0			0	12
K.Allen	1	1	0	0			0	6
Curl	1	0	0	1			0	6
Haskins	1	1	0	0			0	6
C.Sims	1	0	1	0			0	6
S.Sims	1	0	1	0			0	6
Sweat	1	0	0	1			0	6
Young	1	0	0	1			0	6
J.Allen	0	0	0	0			1	2
Team	37	18	16	3	30/32	27/34	1	335
Opponents	37	14	21	2	33/36	24/27	0	329

2-Pt Conv: Team 0-5. Opponents 1-1.

RUSHING

	No.	Yds	Avg	LG	TD
A.Gibson	170	795	4.7	40	11
McKissic	85	365	4.3	17	1
Barber	94	258	2.7	15	4
Haskins	20	46	2.3	19	1
McLaurin	2	30	15.0	27	0
K.Allen	7	26	3.7	13	1
Gandy-Golden	1	22	22.0	22	0
Heinicke	3	22	7.3	12	0
S.Sims	1	18	18.0	18	0
Wright	3	16	5.3	9	0
C.Sims	1	5	5.0	5	0
L.Thomas	3	5	1.7	3	0
Smith	10	3	0.3	5	0
Team	400	1611	4.0	40	18
Opponents	428	1805	4.2	50t	14

RECEIVING

	No.	Yds	Avg	LG	TD
McLaurin	87	1118	12.9	68t	4
McKissic	80	589	7.4	29t	2
L.Thomas	72	670	9.3	30	6
A.Gibson	36	247	6.9	40	0
C.Sims	32	477	14.9	50	1
S.Sims	27	265	9.8	30	1
Wright	27	197	7.3	22	0
Inman	18	163	9.1	17t	2
Barber	4	12	3.0	7	0
Ro.Foster	2	37	18.5	28	0
Hemingway	1	10	10.0	10	0
Sprinkle	1	6	6.0	6	0
Gandy-Golden	1	3	3.0	3	0
Baugh	1	2	2.0	2	0
Team	389	3796	9.8	68t	16
Opponents	330	3393	10.3	56t	21

INTERCEPTIONS

	No.	Yds	Avg	LG	TD
Fuller	4	0	0.0	0	0
Curl	3	88	29.3	76t	1
Moreau	2	0	0.0	0	0
Moreland	1	32	32.0	32	0
Sweat	1	15	15.0	15t	1
Collins	1	1	1.0	1	0
Bostic	1	0	0.0	0	0
Holcomb	1	0	0.0	0	0
Da.Payne	1	0	0.0	0	0
Reaves	1	0	0.0	0	0
Team	16	136	8.5	76t	2
Opponents	16	181	11.3	49	0

PUNTING

	No.	Yds	Avg	NetTb	In20	LG	B	
Way	73	3504	48.0	44.3	3	23	65	0
Team	73	3504	48.0	44.3	3	23	65	0
Opponents	73	3370	46.2	43.5	1	40	67	0

PUNT

RETURNS	Ret	FC	Yds	Avg	LG	TD
S.Sims	24	19	160	6.7	22	0
Wright	4	3	15	3.8	13	0
Stroman	2	0	-2	-1.0	1	0
D.Johnson	1	4	3	3.0	3	0
Team	31	26	176	5.7	22	0
Opponents	36	25	209	5.8	17	0

KICKOFF

RETURNS	No.	Yds	Avg	LG	TD
D.Johnson	26	573	22.0	46	0
S.Sims	3	42	14.0	20	0
Wright	2	30	15.0	20	0
Team	31	645	20.8	46	0
Opponents	9	235	26.1	67	0

FIELD GOALS 1-19 20-29 30-39 40-49 50+

	0/0	5/5	7/8	13/17	2/4
Hopkins	0/0	5/5	7/8	13/17	2/4
Team	0/0	5/5	7/8	13/17	2/4
Opponents	0/0	4/4	9/10	8/8	3/5

SACKS

	No.
Sweat	9.0
Young	7.5
Kerrigan	5.5
Settle	5.0
Bostic	3.0
Da.Payne	3.0
Holcomb	2.5
J.Allen	2.0
Collins	2.0
Curl	2.0
Ioannidis	1.5
Pierre-Louis	1.0
Reaves	1.0
(Team)	1.0
Moreland	0.5
Smith-Williams	0.5
Team	47.0
Opponents	50.0

WASHINGTON FOOTBALL TEAM

RECORD HOLDERS

INDIVIDUAL RECORDS—CAREER

Category	Name	Performance
Rushing (Yds.)	John Riggins, 1976-79, 1981-85	7,472
Passing (Yds.)	Joe Theismann, 1974-85	25,206
Passing (TDs)	Sammy Baugh, 1937-52	187
Receiving (No.)	Art Monk, 1980-93	888
Receiving (Yds.)	Art Monk, 1980-93	12,026
Interceptions	Darrell Green, 1983-2002	54
Punting (Avg.)	Tress Way, 2014-18	46.0
Punt Return (Avg.)	Johnny Williams, 1952-53	12.8
Kickoff Return (Avg.)	Bobby Mitchell, 1962-68	28.5
Field Goals	Mark Moseley, 1974-86	263
Touchdowns (Tot.)	Charley Taylor, 1964-77	90
Points	Mark Moseley, 1974-86	1,206
*Sacks	Dexter Manley, 1981-89	91.0

INDIVIDUAL RECORDS—SINGLE SEASON

Category	Name	Performance
Rushing (Yds.)	Alfred Morris, 2012	1,613
Passing (Yds.)	Kirk Cousins, 2016	4,917
Passing (TDs)	Sonny Jurgensen, 1967	31
Receiving (No.)	Pierre Garçon, 2013	113
Receiving (Yds.)	Santana Moss, 2005	1,483
Interceptions	Dan Sandifer, 1948	13
Punting (Avg.)	Sammy Baugh, 1940	**51.4
Punt Return (Avg.)	Johnny Williams, 1952	15.3
Kickoff Return (Avg.)	Mike Nelms, 1981	29.7
Field Goals	Dustin Hopkins, 2016	34
Touchdowns (Tot.)	John Riggins, 1983	24
Points	Mark Moseley, 1983	161
*Sacks	Dexter Manley, 1986	18.5

INDIVIDUAL RECORDS—SINGLE GAME

Category	Name	Performance
Rushing (Yds.)	Gerald Riggs, 9-17-89	221
Passing (Yds.)	Brad Johnson, 12-26-99	471
Passing (TDs)	Sammy Baugh, 10-31-43, 11-23-47	6
	Mark Rypien, 11-10-91	6
Receiving (No.)	Roy Helu, 11-6-11	14
Receiving (Yds.)	Anthony Allen, 10-4-87	255
Interceptions	Sammy Baugh, 11-14-43	**4
	Dan Sandifer, 10-31-48	**4
	DeAngelo Hall, 10-24-10	**4
Field Goals	Many times	5
	Last time by Dustin Hopkins, 9-25-16	
Touchdowns (Tot.)	Dick James, 12-17-61	4
	Larry Brown, 12-16-73	4
Points	Dick James, 12-17-61	24
	Larry Brown, 12-16-73	24
*Sacks	Dexter Manley, 10-2-88	4.0
	Ken Harvey, 11-23-97	4.0
	Phillip Daniels, 12-18-05	4.0
	Brian Orakpo, 12-13-09	4.0
	Ryan Kerrigan, 9-14-14	4.0

*Sacks became an official statistic in 1982. **NFL Record

2021 COACHING STAFF

Ron Rivera, Head Coach

Pro Career: Became the 30th coach in Washington history on Jan. 1, 2020. In eight-plus seasons with the Carolina Panthers, Rivera guided the team to a Super Bowl appearance, an NFC Championship and three NFC South titles. He is a two-time (2013 and 2015) Associated Press NFL Coach of the Year award winner. Rivera inherited a 2-14 Carolina team as a rookie head coach in 2011 and guided it back to relevance with four playoffs appearances in a five-year span (2013-17). In 2015, Rivera led the Panthers to the second Super Bowl appearance in team history fol-

lowing a franchise-best 15-1 record and a third consecutive NFC South championship. In the process, Carolina became the fourth team in the Super Bowl era to start a season 14-0, joining the 1972 Miami Dolphins, 2007 New England Patriots and 2009 Indianapolis Colts. Carolina's 18-game regular-season winning streak was the longest in NFC history. In 2014, the Panthers became the first team since 1970 to overcome a six-game losing streak and win its division. In 2013, Rivera directed Carolina to 12 wins, the NFC South title and its first playoff appearance since 2008. Before joining Washington, Rivera coached for

the Panthers (2011-19), San Diego Chargers (2007-10), Chicago Bears (2004-06, 1997-98) and Philadelphia Eagles (1999-2003). In 2006, the Bears defense led the NFL with 44 takeaways, helping propel Chicago to an appearance in Super Bowl XLI. He is just the third Latino head coach in NFL history, joining Tom Flores (Oakland Raiders 1979-87 and Seattle Seahawks 1992-94) and Tom Fears (New Orleans Saints 1967-70). Career record: 86-77-1.

Background: Linebacker California (1980-83). Finished as the school's all-time leader in sacks (22) and tackles (336). Played with the Chicago Bears

WASHINGTON FOOTBALL TEAM

(1984-92), primarily as an outside linebacker. He was a member of the 1985 Super Bowl XX winning team. **Personal:** Born Jan. 7, 1962, in Fort Ord, Calif. He and his wife, Stephanie, have two children—Christopher and Courtney.

ASSISTANT COACHES

Jack Del Rio, defensive coordinator; born April 4, 1963, Castro Valley, Calif. Linebacker Southern California 1983-84. Pro linebacker New Orleans Saints 1985-86, Kansas City Chiefs 1987-88, Dallas Cowboys 1989-91, Minnesota Vikings 1992-95. Pro coach: New Orleans Saints 1997-98, Baltimore Ravens 1999-2001, Carolina Panthers 2002, Jacksonville Jaguars 2003-11 (head coach), Denver Broncos 2012-14, Oakland Raiders 2015-17 (head coach). Joined Washington in 2020.

Luke Del Rio, offensive quality control; born Nov. 6, 1994, Minneapolis, Minn. Quarterback Alabama 2013, Oregon State 2014 and Florida 2015-17. No pro playing experience. Pro coach: Joined Washington in 2020.

Chad Englehart, strength and conditioning; born June 5, 1981, New Orleans, La. Attended Southeastern Louisiana. No college or pro playing experience. College coach: New Orleans 2006. Pro coach: Florida Tuskers (UFL) 2009. Joined Washington in 2010.

Chris Harris, defensive backs; born Aug. 6, 1982, Little Rock, Ark. Safety Louisiana-Monroe 2001-04. Pro safety Chicago Bears 2005-06 and 2010-11, Carolina Panthers 2007-09, Detroit Lions 2011, Jacksonville Jaguars 2012. Pro coach: Chicago Bears 2013-14, San Diego/Los Angeles Chargers 2016-19. Joined Washington in 2020.

Pete Hoener, tight ends; born June 14, 1951, Peoria, Ill. Tight end/defensive end Bradley 1969-70. No pro playing experience. College coach: Missouri 1975-76, Illinois State 1977, Indiana State 1978-84, Illinois 1987-88, Purdue 1989-91, TCU 1992-97, Iowa State 1998-99, Texas A&M 2000. Pro coach: St. Louis/Arizona Cardinals 1985-86 and 2001-03, Chicago Bears 2004, San Francisco 49ers 2005-10, Carolina Panthers 2011-19. Joined Washington in 2020.

Jim Hostler, senior offensive assistant; born Nov. 11, 1966, Pittsburgh, Pa. Defensive back Indiana (Pa.) 1986-89. No pro playing experience. College coach: Indiana (Pa.) 1990-92 and 1994-99, Juniata (Pa.) 1993. Pro coach: Kansas City Chiefs 2000, New Orleans Saints 2001-02, New York Jets 2003-04, San Francisco 49ers 2005-07, Baltimore Ravens 2008-13, Buffalo Bills 2014, Indianapolis Colts 2015-17, Green Bay Packers 2018, Carolina Panthers 2019. Joined Washington in 2020.

Ben Jacobs, assistant special teams; April 17, 1988, Las Vegas, Nev. Linebacker Fresno State 2008-11. Pro linebacker: Cleveland Browns 2011-12, Carolina Panthers 2013-19. Pro coach: Joined Washington in 2020.

Randy Jordan, running backs; born June 6, 1970, Henderson, N.C. Running back North Carolina 1989-92. Pro running back Los Angeles/Oakland Raiders

1993 and 1998-2002, Jacksonville Jaguars 1995-97. College coach: Nebraska 2004-07, Texas A&M 2008-11, North Carolina 2012-13. Pro coach: Oakland Raiders 2003. Joined Washington in 2014.

Nate Kaczor, special teams coordinator; born April 8, 1967, Scott City, Kan. Center Utah State 1987-89. No pro playing experience. College coach: Utah State 1991-99, Nebraska-Kearney 2000-03, Idaho 2004-05, Louisiana-Monroe 2006-07. Pro coach: Jacksonville Jaguars 2008-11, Tennessee Titans 2012-15, Tampa Bay Buccaneers 2016-18. Joined Washington in 2019.

Jennifer King, assistant running backs; born Aug. 6, 1967. Played basketball and softball Guilford College 2002-06. Pro quarterback/wide receiver Carolina Phoenix (WFA) 2006-17, New York Sharks (WFA) 2018, D.C. Divas (WFA) 2019. College coach: Greensboro College (basketball) 2006-16, Johnson & Wales Charlotte (basketball) 2016-18 (head coach), Dartmouth 2019. Pro coach: Carolina Panthers 2018-19, Arizona Hotshots (AAF) 2018-19. Joined Washington in 2020.

Kavan Latham, asst. strength and conditioning; born Dec. 5, 1988, Delran, N.J. Defensive tackle College of New Jersey 2007-10. No pro playing experience. College coach: College of New Jersey 2010-11. Pro coach: New York Jets 2014-16. Joined Washington in 2017.

John Matsko, offensive line; born Feb. 2, 1951, Cleveland, Ohio. Fullback Kent State 1970-72. No pro playing experience. College coach: Miami (Ohio) 1974-75 and 1977, North Carolina 1978-84, Navy 1985, Arizona 1986, Southern California 1987-91. Pro coach: Phoenix Cardinals 1992-93, New Orleans Saints 1994-96, New York Giants 1997-98, St. Louis Rams 1999-2005, Kansas City Chiefs 2006-07, Baltimore Ravens 2008-10, Carolina Panthers 2011-19. Joined Washington in 2020.

Sam Mills III, defensive line; born May 20, 1978, Long Branch, N.J. Defensive back Montclair State 1997-99. No pro playing experience. Pro coach: Carolina Panthers 2011-19. Joined Washington in 2020.

Brett Nenaber, director of athletic performance; born Jan. 28, 1985, Tempe, Ariz. Safety Arizona State 2007. No pro playing experience. College coach: Arizona State 2010-12. Pro coach: Carolina Panthers 2013-19. Joined Washington in 2020.

Vincent Rivera, defensive quality control; born Dec. 23, 1993, Cypress, Calif. Running back San Diego 2012-13 and California 2014-16. No pro playing experience. Pro coach: Carolina Panthers 2018-19. Joined Washington in 2020.

Richard Rogers, assistant defensive backs; born Oct. 28, 1961, St. Louis, Mo. Defensive back California 1980-83. Pro linebacker/wide receiver Chicago Bruisers (AFL) 1987, Denver Dynamite (AFL) 1987, Los Angeles Cobras (AFL) 1988, Sacramento Attack (AFL) 1992. College coach: Diablo Valley (Calif.) C.C. 1989-94, San Jose State, 1995-96, Portland State 1997-2000, New Mexico State 2001-04, Holy Cross 2005-11. Pro coach:

Carolina Panthers 2012-19. Joined Washington in 2020.

Steve Russ, linebackers; born Sept. 16, 1972, Lake Forest, Minn. Linebacker Air Force 1990-94. Pro linebacker Denver Broncos 1997-2000. College coach: Ohio 2001-04, Syracuse 2005-07, Wake Forest 2008-11, Air Force 2012-17. Pro coach: Carolina Panthers 2018-19. Joined Washington in 2020.

Jake Sankal, assistant strength and conditioning/nutritionist; born Sept. 6, 1985, Mentor, Ohio. Attended Wooster. No college or pro playing experience. Pro coach: Joined Washington in 2016.

Todd Storm, offensive quality control; born March 8, 1989, Laurium, Mich. Defensive end Michigan Tech 2009-12. Pro defensive end Cleveland Gladiators (AFL) 2013. College coach: Michigan Tech 2014, Central Michigan 2015-16, Michigan 2017. Pro coach: Carolina Panthers 2018-19. Joined Washington in 2020.

Drew Terrell, wide receivers; born July 25, 1991, Mesa, Ariz. Wide receiver Stanford 2009-12. No pro playing experience. College coach: Virginia Tech 2014, Michigan 2015-17. Pro coach: Carolina Panthers 2018-19. Joined Washington in 2020.

Scott Turner, offensive coordinator; born Aug. 7, 1982, Inglewood, Calif. Quarterback Nevada-Las Vegas 2002-04. No pro playing experience. College coach: Oregon State 2005, Pittsburgh 2008-10, Michigan 2017. Pro coach: Carolina Panthers 2011-12 and 2017-19, Cleveland Browns 2013, Minnesota Vikings 2014-16. Joined Washington in 2020.

Brent Vieselmeier, assistant defensive backs/nickel; Linebacker Redlands and Concordia (Wis.) 1995-98. College coach: Houston Baptist 2013-14, Kansas 2018. Pro coach: Oakland Raiders 2015-18. Joined Washington in 2020.

Travelle Wharton, assistant offensive line; born May 19, 1981, Greenville, S.C. Offensive lineman South Carolina 2000-03. Pro offensive lineman Carolina Panthers 2004-11 and 2013, Cincinnati Bengals 2012. College coach: South Carolina 2015. Pro coach: Carolina Panthers 2018-19. Joined Washington in 2020.

Ken Zampese, quarterbacks; born July 19, 1967, Santa Monica, Calif. Wide receiver/kick returner San Diego 1985-88. No pro playing experience. College coach: San Diego 1989, Southern California 1990-91, Northern Arizona 1992-95, Miami (Fla.) 1996-97, Florida 2019. Pro coach: Philadelphia Eagles 1998, Green Bay Packers 1999, St. Louis Rams 2000-02, Cincinnati Bengals 2003-2017, Cleveland Browns 2018. Joined Washington in 2020.

Jeff Zgonina, assistant defensive line; born May 24, 1970, Chicago, Ill. Defensive tackle Purdue 1989-92. Pro defensive tackle Pittsburgh Steelers 1993-94, Carolina Panthers 1995, Atlanta Falcons 1996, St. Louis Rams 1997 and 1999-2002, Indianapolis Colts 1998, Miami Dolphins 2003-06, Houston Texans 2007-09. Pro coach: Houston Texans 2013, New York Giants 2016, San Francisco 49ers 2017-18. Joined Washington in 2020.

WASHINGTON FOOTBALL TEAM

2021 VETERAN ROSTER

No.	Name	Pos.	Ht.	Wt.	Birthdate	NFL	College	Hometown	How Acq.	'20 Games/ Starts
						Exp.				
93	Allen, Jonathan	DT	6-3	300	1/16/95	4	Alabama	Ashburn, Va.	D1-'17	16/16
8	Allen, Kyle	QB	6-3	210	3/8/96	5	Houston	Scottsdale, Ariz.	T (CAR)-'20	4/4
30	Apke, Troy	S	6-1	205	4/11/95	4	Penn State	Pittsburgh, Pa.	D4-'18	16/7
64	Bada, David	DL	6-4	293	4/24/95	2	(no college)	Munich, Germany	FA-'20	0*
25	Barber, Peyton	RB	5-11	225	2/27/94	6	Auburn	Alpharetta, Ga.	UFA (TB)-'20	16/2
63	Benzschawel, Beau	G	6-6	300	9/10/95	4	Wisconsin	Grafton, Wis.	W (HOU)-'21	1/0*
53	Bostic, Jon	LB	6-1	245	5/5/91	9	Florida	Wellington, Fla.	FA-'20	16/15
38	Brown, Jordan	CB	6-0	197	3/26/96	2	South Dakota State	Omaha, Neb.	FA-'20	0*
12	Brown, Tony	WR	6-1	195	8/8/97	3	Colorado	La Miranda, Calif.	FA-'20	1/0
45	Cantrell, Dylan	TE	6-3	223	6/29/94	4	Texas Tech	Whitehouse, Texas	FA-'20	0*
16	Carter, DeAndre	WR	5-8	190	4/10/93	5	Sacramento State	San Jose, Calif.	FA-'21	13/0*
77	Charles, Saahdiq	T	6-4	322	7/26/99	2	LSU	New Orleans, La.	D4a-'20	1/1
26	Collins, Landon	S	6-0	218	1/10/94	7	Alabama	New Orleans, La.	UFA (NYG)-'19	7/7
31	Curl, Kamren	S	6-2	198	3/3/99	2	Arkansas	San Diego, Calif	D7a-'20	16/11
22	Everett, Deshazor	S	6-0	203	2/22/92	7	Texas A&M	DeRidder, La.	FA-'15	11/6
14	Fitzpatrick, Ryan	QB	6-2	228	11/24/82	18	Harvard	Gilbert, Ariz.	UFA (MIA)-'21	9/7*
79	Flowers Sr., Ereck	G	6-6	330	4/25/1994	7	Miami (Fla.)	Miami, Fla.	T (MIA)-'21	14/14*
29	Fuller, Kendall	CB	5-11	198	2/13/95	6	Virginia Tech	Baltimore, Md.	UFA (KC)-'20	14/14
11	Gandy-Golden, Antonio	WR	6-4	223	4/11/98	2	Liberty	Chicago, Ill.	D4b-'20	6/2
24	Gibson, Antonio	RB	6-2	221	6/23/98	2	Memphis	Stockbridge, Ga.	D3-'20	14/10
13	Harmon, Kelvin	WR	6-2	215	12/15/96	3	North Carolina State	Palmyra, N.J.	D6-'19	0
4	Heinicke, Taylor	QB	6-1	210	3/15/93	7	Old Dominion	Atlanta, Ga.	FA-'20	1/1
88	Hemingway, Temarick	TE	6-5	245	7/30/93	5	South Carolina State	Loris, S.C.	FA-'20	8/0
55	Holcomb, Cole	LB	6-1	240	7/30/96	3	North Carolina	New Smyrna Beach, Fla.	D5b-'19	11/10
3	Hopkins, Dustin	K	6-2	205	10/1/90	8	Florida State	Houston, Texas	FA-'15	16/0
47	Hudson, Khaleke	LB	6-0	220	12/6/97	2	Michigan	McKeesport, Pa.	D5b-'20	16/2
19	Humphries, Adam	WR	5-11	195	6/24/93	8	Clemson	Spartanburg, S.C.	UFA (TEN)-'21	7/1*
98	Ioannidis, Matt	DT	6-3	310	1/11/94	6	Temple	Flemington, N.J.	D5-'16	3/0
60	Ismael, Keith	C	6-3	310	7/25/98	2	San Diego State	Oakland, Calif	D5a-'20	8/0
23	Jackson III, William	CB	6-0	196	10/27/92	6	Houston	Houston, Texas	UFA (CIN)-'21	14/14*
79	Jelks, Jalen	DE	6-5	250	8/3/96	3	Oregon	Phoenix, Ariz.	FA-'20	0
32	Johnson, Danny	CB	5-9	181	11/17/95	4	Southern	Jackson, La.	FA-'18	14/0
59	Kunaszyk, Jordan	LB	6-3	235	10/15/96	11	California	Sacramento, Calif.	FA-'20	6/0
69	Larsen, Tyler	C	6-4	325	7/8/91	3	Utah State	Salt Lake City, Utah	FA-'21	0*
92	Lawrence, Devaroe	DT	6-2	295	10/13/92	8	Auburn	Greenville, S.C.	FA-'20	1/0
68	Leonard, Rick	T	6-7	311	11/22/96	4	Florida State	Middletown, Md.	FA-'20	0
78	Lucas, Cornelius	T	6-8	327	7/18/91	2	Kansas State	New Orleans, La.	UFA (CHI)-'20	14/8
46	Luke, Cole	S	5-11	200	6/30/95	8	Notre Dame	Chandler, Ariz.	FA-'20	5/0
67	Martin, Wes	G	6-3	315	5/9/96	5	Indiana	West Milton, Ohio	D4b-'19	16/13
51	Mayo, David	LB	6-2	240	8/18/93	3	Texas State	Scappoose, Ore.	FA-'21	11/2*
38	McCain, Bobby	S	5-11	192	8/18/1993	7	Memphis	Sylacauga, Ala.	FA-'21	16/15*
41	McKissic, J.D.	RB	5-10	195	8/15/93	8	Arkansas State	Phenix City, Ala.	UFA (DET)-'20	16/7
17	McLaurin, Terry	WR	6-0	210	9/15/95	6	Ohio State	Indianapolis, Ind.	D3-'19	15/15
35	McTyler, Torry	CB	5-11	188	4/10/95	3	Nevada-Las Vegas	Los Angeles, Calif.	FA-'21	0
6	Miller, Lamar	RB	5-10	221	4/25/91	6	Miami (Fla.)	Miami, Fla.	FA-'20	1/0
36	Montez, Steven	QB	6-5	235	1/14/97	10	Colorado	Oakland, Calif	FA-'20	0
20	Moreland, Jimmy	CB	5-11	182	8/26/95	2	James Madison	Royal Palm Beach, Fla.	D7a-'19	16/5
50	Norris, Jared	LB	6-1	238	7/19/93	8	Utah	Bakersfield, Calif.	FA-'20	11/0
94	Payne, Daron	DT	6-3	320	5/27/97	5	Alabama	Irondale, Ala.	D1-'18	16/16
45	Phillips, Justin	LB	6-0	235	10/10/95	4	Oklahoma State	Houston, Texas	FA-'20	0
39	Reaves, Jeremy	S	5-11	200	8/29/96	3	South Alabama	Pensacola, Fla.	FA-'18	9/3
34	Roberts, Darryl	CB	6-0	182	11/26/90	2	Marshall	Lakeland, Fla.	FA-'21	11/5*
73	Roullier, Chase	C	6-4	312	8/23/93	7	Wyoming	Burnsville, Minn.	D6a-'17	16/16
10	Samuel, Curtis	WR	5-11	195	8/11/96	5	Ohio State	Brooklyn, N.Y.	UFA (CIN)-'21	15/5*
75	Scherff, Brandon	G	6-5	315	12/26/91	6	Iowa	Denison, Iowa	D1-'15	13/13
71	Schweitzer, Wes	G	6-4	300	9/11/93	7	San Jose State	Scottsdale, Ariz.	UFA (ATL)-'20	16/13
97	Settle, Tim	DT	6-3	308	7/11/97	6	Virginia Tech	Manassas, Va.	D5-'18	16/1
72	Sharpe, David	T	6-6	330	10/21/95	4	Florida	Jacksonville, Fla	T (LV)-'20	10/2
89	Sims, Cam	WR	6-5	220	1/6/96	5	Alabama	Monroe, La.	FA-'18	16/10
15	Sims Jr., Steven	WR	5-10	190	3/31/97	4	Kansas	Houston, Texas	FA-'19	12/2
96	Smith-Williams, James	DE	6-3	265	7/30/97	3	North Carolina State	Raleigh, N.C.	D7b-'20	14/0
66	Steinmetz, David	T	6-8	321	3/1/95	2	Purdue	Grafton, Mass.	FA-'20	1/0
36	Stephens, Linden	CB	6-0	193	3/21/1995	4	Cincinnati	Euclid, Ohio	FA-'21	13/0*
37	Stroman, Greg	CB	6-0	182	3/8/96	4	Virginia Tech	Warrenton, Va.	D7a-'18	4/0
90	Sweat, Montez	DE	6-6	262	9/4/96	4	Mississippi State	Stone Mountain, Ga.	D1b-'19	16/16
86	Swoopes, Tyrone	TE	6-4	254	11/14/94	3	Texas	Stephenville, Texas	FA-'20	0
82	Thomas, Logan	TE	6-6	250	7/1/91	5	Virginia Tech	Lynchburg, Va.	UFA (DET)-'20	16/15
95	Toohill, Casey	DE	6-5	250	8/21/96	8	Stanford	San Diego, Calif	W (PHI)-'20	8/0

WASHINGTON FOOTBALL TEAM

5	Way, Tress	P	6-1	220	4/18/90	2	Oklahoma	Tulsa, Okla.	W (CHI)-'14	16/0
38	Williams, Jonathan	RB	6-0	217	2/2/94	8	Arkansas	Dallas, Texas	FA-'20	5/0*
64	Wise, Daniel	DE	6-3	285	1/16/96	6	Kansas	Carrollton, Texas	FA-'21	0*
18	Wright, Isaiah	WR	6-2	220	1/13/97	4	Temple	West Hartford, Conn.	FA-'20	14/6
85	Yelder, Deon	TE	6-4	255	3/6/1995	4	Western Kentucky	Louisville, Ky.	FA-'21	14/1*
99	Young, Chase	DE	6-5	265	4/14/99	2	Ohio State	Upper Marlboro, Md.	D1-'20	15/15

* Benzschawel played one game with Houston; Carter played four games with Chicago and nine with Houston; Flowers played 14 games with Miami; Humphries played seven games with Tennessee; Jackson played 14 games with Cincinnati; Mayo played 11 games with New York Giants; McCain played 16 games with Miami; Samuel played 15 games with Carolina; Stephens played 13 games with Seattle; Yelder played 14 games with Kansas City.

Players lost through free agency (five): DE Ryan Anderson (NYG, nine games in '20); CB Ronald Darby (DEN, 16 G); CB Fabian Moreau (ATL, 16); LB Kevin Pierre-Louis (HOU, 13); TE Jeremy Sprinkle (DAL, 16).

Also played with Washington in 2020—LB Thomas Davis (seven games), LB Shaun Dion Hamilton (three), WR Robert Foster (four), QB Dwayne Haskins (seven), WR Dontrell Inman (10), LB Ryan Kerrigan (16), LB Nate Orchard (three), QB Alex Smith (eight), LS Nick Sundberg (16).

FIRST-YEAR ROSTER

Name	Pos.	Ht.	Wt.	Birthdate	College	Hometown	How Acq.
Bada, David (1)	DL	6-4	293	4/24/1995	(no college)	Munich, Germany	FA-'20
Bates, John	TE	6-6	256	11/6/1997	Boise State	Lebanon, Ore.	D4
Bradley-King, William	DE	6-4	248	12/22/1997	Baylor	Kansas City, Mo.	D7a
Brown, Dyami	WR	6-0	185	11/1/1999	North Carolina	Charlotte, N.C.	D3b
Cheeseman, Camaron	LS	6-4	230	4/26/1998	Michigan	New Albany, Ohio	D6
Cosmi, Samuel	T	6-7	309	2/16/1999	Texas	Humble, Texas	D2
Davis, Jamin (1)	LB	6-4	234	12/12/1998	Kentucky	Honolulu, Hawaii	D1
Forrest, Darrick	S	6-0	200	5/22/1999	Cincinnati	Columbus, Ohio	D5
Milne, Dax	WR	6-1	190	6/23/1999	Brigham Young	South Jordan, Utah	D7c
Montez, Steven (1)	QB	6-5	235	1/14/1997	Colorado	Oakland, Calif	FA-'20
Patterson, Jaret	RB	5-9	195		Buffalo	Glendale, Md.	FA
Reyes, Sammis	TE	6-7	240	10/19/1995	Tulane	Talcahuano, Chile	FA
St-Juste, Benjamin	CB	6-3	200	9/8/1997	Minnesota	Montreal, Quebec, Canada	D3a
Toney, Shaka	DE	6-3	231	1/7/1998	Penn State	Philadelphia, Pa.	D7b

The term NFL Rookie is defined as a player who is in his first season of professional football and has not been on the roster of another professional football team for any regular-season or postseason games. A Rookie is designated by an "R" on NFL rosters. Players who have been active in another professional football league or players who have NFL experience, including either preseason training camp or being on an Active List or Inactive List, or on Reserve/Injured or Reserve/Physically Unable to Perform for fewer than six regular-season games, are termed NFL First-Year Players. An NFL First-Year Player is designated by a "1" on NFL rosters. Thereafter, a player is credited with an additional year of experience for each season in which he accumulates six games on the Active List or Inactive List, or on Reserve/Injured or Reserve/Physically Unable to Perform.

Log on to www.WashingtonFootball.com for an up-to-date roster.

2020 Season in Review

Trades	232
Regular-Season Standings and Results, 2020	234
Week-by-Week Standings, 2020	237
Attendance, 2020.....	242
Players of the Week, Month, 2020	243
Pro Football Awards, 2020.....	244
All-Pro Teams, 2020	244
Top Rushing, Passing, Receiving, and Sack Performances, 2020	246
Team and Individual Statistics, 2020	248

TRADES

2020 TRADES (since June 1, 2020)

New York Jets' fourth-round selection choice in 2022 and S **Jamal Adams** from the Jets to Seattle for S **Bradley McDougald**, the Seahawks' first-round selection choice in 2021 (#23), the Seahawks' third-round selection choice in 2021 (#86) and the Seahawks' first-round selection choice in 2022. (7/25)

TE **Adam Shaheen** from Chicago to Miami for a conditional sixth-round selection (7/28)

DT **P.J. Hall** from Las Vegas to Minnesota, conditionally, for the Vikings' seventh-round selection choice. (8/3)

CB **Michael Jackson** from Detroit to New England, conditionally, for the Patriots' seventh-round selection choice in 2022. (8/9)

Las Vegas' fourth-round selection choice in 2021 (#121) from the Raiders to Miami for LB **Raekwon McMillan** and the Dolphins' fifth-round selection choice in 2021 (#162). (8/29)

Minnesota trades its second-round selection choice in 2021 and, conditionally, its fifth-round selection choice in 2022 (#45) to Jacksonville for DE **Yannick Ngakoue**. (8/31)

LB **Andre Smith** from Carolina to Buffalo, conditionally, for the Bills' 2023 seventh-round selection choice (8/31)

Las Vegas' seventh-round selection choice in 2021 (#244) and T **David Sharpe** from the Raiders to Washington for the Football Team's sixth-round selection choice in 2021 (#203). (9/2)

Cornerback **Isaac Yiadom** from Denver to New York Giants for the Giants' seventh-round selection choice in 2021 (#239). (9/3)

S **Ronnie Harrison** from Jacksonville to Cleveland for the Browns' fifth-round selection choice in 2021 (#170). (9/3)

LB **Austin Calitro** from Cincinnati to Denver for NT **Christian Covington**. (9/4)

Las Vegas conditionally trades Washington's sixth-round selection choice in 2021 (#203) and RB **Lynn Bowden** to Miami for Las Vegas' fourth-round selection choice in 2021 (#121). (9/5)

Tennessee's seventh-round selection choice in 2021 (#249) and LB **Kamalei Correa** from the Titans to Jacksonville for the Jaguars' sixth-round selection choice in 2021 (#185). (10/15)

New York Jets' seventh-round selection choice in 2023 and NT **Steve McLendon** from the Jets to Tampa Bay for the Buccaneers' sixth-round selection choice in 2022. (10/19)

Baltimore trades its third-round selection choice in 2021 (#90) and, conditionally, its fourth-round selection choice in 2022 to Minnesota for DE **Yannick Ngakoue**. (10/22)

LB **Markus Golden** from New York Giants to Arizona for the Cardinals' sixth-round selection choice in 2021 (#201). (10/24)

New York Jets' seventh-round selection choice in 2021 (#230) and DE **Jordan Willis** from the Jets to San Francisco, conditionally, for the 49ers' sixth-round selection choice in 2021 (#194). (10/27)

DE **Everson Griffen** from Dallas to Detroit, conditionally, for the Lions' sixth-round selection choice in 2021. (10/28)

DE **Carlos Dunlap** from Cincinnati to Seattle for C **B.J. Finney** and Detroit's seventh-round selection choice in 2021 (#235). (10/29)

New York Jets' seventh-round selection choice in 2022 and LB **Avery Williamson** from the Jets to Pittsburgh for the Steelers' fifth-round selection choice in 2022. (11/2)

Dallas' seventh-round selection choice in 2022 from the Cowboys to Houston for DT **Eli Ankou**. (11/2)

Jacksonville's sixth-round selection choice in 2021 (#185) from Tennessee to Los Angeles Chargers for CB **Desmond King**. (11/2)

New Orleans conditionally trades its 2022 fifth-round selection choice and LB **Kiko Alonso** to San Francisco for LB **Kwon Alexander**. (11/3)

Miami trades WR **Isaiah Ford** to New England for a conditional sixth-round selection choice in 2022. (11/3)

Kansas City conditionally trades RB **DeAndre Washington** to Miami for a conditional 2021 sixth-round selection choice. (11/3)

2021 TRADES (through May 31, 2021)

LB **Shaq Lawson** and Washington's sixth-round selection choice in 2021 (#203) from Miami to Houston for LB **Benardrick McKinney** and the Texans' seventh-round selection choice in 2021 (#231). (3/17)

T **Marcus Cannon**, New England's fifth-round selection choice in 2021 (#158) and Dallas' sixth-round selection choice in 2021 (#195) from the Patriots to Houston for Arizona's fourth-round selection choice in 2021 (#122) and the Texans' sixth-round selection choice in 2021 (#188). (3/17)

Tennessee's seventh-round selection choice in 2022 and T **Isaiah Wilson** from the Titans to Miami for Atlanta's seventh-round selection choice in 2021 (#232). (3/17)

DT **Malcom Brown** from New Orleans to Jacksonville for the Jaguars' seventh-round selection choice in 2021 (#229). (3/17)

TE **Lee Smith** from Buffalo to Atlanta, conditionally, for the Falcons' 2022 seventh-round selection choice. (3/17)

Indianapolis' third-round selection choice in 2021 (#84) and, conditionally, its first-round selection choice in 2022 from the Colts to Philadelphia for QB **Carson Wentz**. (3/17)

Chicago's seventh-round selection choice in 2021 (#247) and C **Rodney Hudson** from Las Vegas to Arizona for the Cardinals' third-round selection choice in 2021 (#79). (3/17)

Las Vegas' seventh-round selection choice in 2022 and T **Trenton Brown** from the Raiders to New England for the Patriots' fifth-round selection choice in 2022. (3/17)

Detroit's seventh-round selection choice in 2023 from the Lions to Los Angeles Rams for DE **Michael Brockers**. (3/17)

QB **Matthew Stafford** from Detroit to Los Angeles Rams for QB **Jared Goff**, the Rams' third-round selection choice in 2021 (#101), the Rams' first-round selection choice in 2022 and the Rams' first-round selection choice in 2023. (3/18)

TE **Josh Oliver** from Jacksonville to Baltimore, conditionally, for the Ravens' 2022 seventh-round selection choice. (3/18)

G **Gabe Jackson** from Las Vegas to Seattle for the Seahawks' fifth-round selection choice in 2021 (#167). (3/18)

TE **Ryan Izzo** from New England to Houston for the Texans' seventh-round selection choice in 2022. (3/18)

QB **Ryan Finley** and Cincinnati's seventh-round selection choice in 2021 (#233) from the Bengals to Houston for Miami's sixth-round selection choice in 2021 (#202). (3/19)

Minnesota's sixth-round selection choice in 2021 (#223) from the Vikings to Arizona for C **Mason Cole**. (3/25)

Houston's first-round selection choice in 2021 (#3) from Miami to San Francisco for the 49ers' first-round selection choice in 2021 (#12), the 49ers' first-round selection choice in 2022, the 49ers' third-round special compensatory selection choice in 2022, and the 49ers' first-round selection choice in 2023. (3/26)

San Francisco's first-round selection choice in 2021 (#12), Miami's fourth-round selection choice in 2021 (#123) and the Dolphins' first-round selection choice in 2022 from the Dolphins to Philadelphia for the Eagles' first-round selection choice in 2021 (#6) and Dallas' fifth-round selection choice in 2021 (#156). (3/29)

QB **Sam Darnold** from New York Jets to Carolina for the Panthers' sixth-round selection choice in 2021 (#226), the Panthers' second-round selection choice in 2022, and the Panthers' fourth-round selection choice in 2022. (4/6)

Baltimore's second-round selection choice in 2021 (#58), the Ravens' sixth-round selection choice in 2022 and T **Orlando Brown** from the Ravens to Kansas City for the Chiefs' first-round selection choice in 2021 (#31), the Chiefs' third-round selection choice in 2021 (#94), the Chiefs' fourth-round selection choice in 2021 (#136) and the Chiefs' fifth-round selection choice in 2022. (4/23)

TRADES

Kansas City's seventh-round selection choice in 2021 (#258) and **G Ereck Flowers** from Miami to Washington for Las Vegas' seventh-round selection choice in 2021 (#244). (4/29)

Dallas' first-round selection choice in 2021 (#10) from the Cowboys to Philadelphia for San Francisco's first-round selection choice in 2021 (#12) and Indianapolis' third-round selection choice in 2021 (#84). (4/29)

Chicago's first-round selection choice in 2021 (#20), the Bears' fifth-round selection choice in 2021 (#164), the Bears' first-round selection choice in 2022 and the Bears' fourth-round selection choice in 2022 from the Bears to New York Giants for the Giants' first-round selection choice in 2021 (#11). (4/29)

Minnesota's first-round selection choice in 2021 (#14) and the Vikings' fourth-round selection choice in 2021 (#143) from the Vikings to New York Jets for Seattle's first-round selection choice in 2021 (#23), the Jets' third-round selection choice in 2021 (#66) and Seattle's third-round selection choice in 2021 (#86). (4/29)

Denver's sixth-round selection choice in 2021 (#191) from the Broncos to Carolina for QB **Teddy Bridgewater**. (4/30)

Atlanta's second-round selection choice in 2021 (#35) and the Falcons' sixth-round selection choice in 2021 (#219) from the Falcons to Denver for the Broncos' second-round selection choice in 2021 (#40) and the Broncos' fourth-round selection choice in 2021 (#114). (4/30)

Cincinnati's second-round selection choice in 2021 (#38) from the Bengals to New England for the Patriots' second-round selection choice in 2021 (#46), Arizona's fourth-round selection choice in 2021 (#122) and the Patriots' fourth-round selection choice in 2021 (#139). (4/30)

Chicago's second-round selection choice in 2021 (#52), the Bears' third-round selection choice in 2021 (#83) and the Bears' sixth-round selection choice in 2021 (#204) from the Bears to Carolina for the Panthers' second-round selection choice in 2021 (#39) and the Panthers' fifth-round selection choice in 2021 (#151). (4/30)

Miami's second-round selection choice in 2021 (#50) and the Dolphins' third-round selection choice in 2022 from the Dolphins to New York Giants for the Giants' second-round selection choice in 2021 (#42). (4/30)

Las Vegas' second-round selection choice in 2021 (#48) and the Raiders' fourth-round selection choice in 2021 (#121) from the Raiders to San Francisco for the 49ers' second-round selection choice in 2021 (#43) and New York Jets' seventh-round selection choice in 2021 (#230). (4/30)

Chicago's second-round selection choice in 2021 (#52) and Carolina's fourth-round selection choice in 2021 (#113) from the Panthers to Cleveland for the Browns' second-round selection choice in 2021 (#59) and the Browns' third-round selection choice in 2021 (#89). (4/30)

Philadelphia's third-round selection choice in 2021 (#70) from the Eagles to Carolina for the Panthers' third-round selection choice in 2021 (#73) and Denver's sixth-round selection choice in 2021 (#191). (4/30)

Denver's third-round selection choice in 2021 (#71) from the Broncos to New York Giants for the Giants' third-round selection choice in 2021 (#76) and Chicago's fifth-round selection choice in 2021 (#164). (4/30)

New York Giants' third-round selection choice in 2021 (#76) from Denver to New Orleans for the Saints' third-round selection choice in 2021 (#98) and the Saints' third-round selection choice in 2021 (#105). (4/30)

Green Bay's third-round selection choice in 2021 (#92) and the Packers' fourth-round selection choice in 2021 (#135) from the Packers to Tennessee for the Titans' third-round selection choice in 2021 (#85). (4/30)

Los Angeles Rams' third-round selection choice in 2021 (#88) from the Rams to San Francisco for the 49ers' fourth-round selection choice in 2021 (#117) and Las Vegas' fourth-round selection choice in 2021 (#121). (4/30)

Cleveland's third-round selection choice in 2021 (#89) from Carolina to Houston for the Texans' fourth-round selection choice in 2021 (#109), New England's fifth-round selection choice in 2021 (#158) and Los Angeles Rams' fourth-round selection choice in 2022. (4/30)

Tennessee's fourth-round selection choice in 2021 (#126), the Titans' fifth-round selection choice in 2021 (#166) and Atlanta's seventh-round selection choice in 2021 (#232) from the Titans to Carolina for Houston's fourth-round selection choice in 2021 (#109). (5/1)

Detroit's fifth-round selection choice in 2021 (#153) and the Lions' fourth-round selection choice in 2022 from the Lions to Cleveland for Carolina's fourth-round selection choice in 2021 (#113) and Buffalo's seventh-round selection choice in 2021 (#257). (5/1)

Las Vegas' fourth-round selection choice in 2021 (#121) and Los Angeles Rams' sixth-round selection choice in 2021 (#209) from the Rams to Jacksonville for Los Angeles Rams' fourth-round selection choice in 2021 (#130), Cleveland's fifth-round selection choice in 2021 (#170) and Tennessee's seventh-round selection choice in 2021 (#249). (5/1)

Seattle's fourth-round selection choice in 2021 (#129) from the Seahawks to Tampa Bay for the Buccaneers' fourth-round selection choice in 2021 (#137) and the Buccaneers' sixth-round selection choice in 2021 (#217). (5/1)

Kansas City's fourth-round selection choice in 2021 (#136) and Baltimore's sixth-round selection choice in 2021 (#210) from the Ravens to Arizona for the Cardinals' fifth-round selection choice in 2021 (#160) and the Cardinals' fourth-round selection choice in 2022. (5/1)

Miami's fifth-round selection choice in 2021 (#162) and Las Vegas' sixth-round selection choice in 2021 (#200) from the Raiders to New York Jets for Minnesota's fourth-round selection choice in 2021 (#143). (5/1)

Dallas' fifth-round selection choice in 2021 (#156) from Miami to Pittsburgh for the Steelers' fourth-round selection choice in 2022. (5/1)

Buffalo's fifth-round selection choice in 2021 (#174) from the Bills to Houston for Washington's sixth-round selection choice in 2021 (#203) and New Orleans' sixth-round selection choice in 2021 (#212). (5/1)

Kansas City's fifth-round selection choice in 2021 (#175) and Pittsburgh's sixth-round selection choice in 2021 (#207) from the Chiefs to New York Jets for Miami's fifth-round selection choice in 2021 (#162) and Carolina's sixth-round selection choice in 2021 (#226). (5/1)

Cleveland's fifth-round selection choice in 2021 (#170) from Los Angeles Rams to Houston for Buffalo's fifth-round selection choice in 2021 (#174) and Cincinnati's seventh-round selection choice in 2021 (#233). (5/1)

Philadelphia's sixth-round selection choice in 2021 (#225) and San Francisco's seventh-round selection choice in 2021 (#240) from the Eagles to Washington for the Football Team's fifth-round selection choice in 2022. (5/1)

Indianapolis' sixth-round selection choice in 2021 (#206) from the Colts to New Orleans for the Saints' sixth-round selection choice in 2021 (#218) and Jacksonville's seventh-round selection choice in 2021 (#229). (5/1)

Seattle's sixth-round selection choice in 2021 (#208) from Chicago to Seattle for Tampa Bay's sixth-round selection choice in 2021 (#217) and the Seahawks' seventh-round selection choice in 2021 (#250). (5/1)

Kansas City conditionally trades Baltimore's sixth-round selection choice in 2022 to Minnesota for CB **Mike Hughes** and the Vikings' seventh-round selection choice in 2022. (5/14)

Philadelphia's sixth-round selection choice in 2023 and DB **Jameson Houston** from the Eagles to Jacksonville for CB **Josiah Scott**. (5/18)

** Draft-choice number is listed if club later traded the pick.*

2020 AFC RESULTS**AMERICAN FOOTBALL CONFERENCE****BALTIMORE RAVENS (11-5)**

W 38-6 CLEVELAND
 W 33-16 at Houston
 L 20-34 KANSAS CITY
 W 31-17 at Washington
 W 27-3 CINCINNATI
 W 30-28 at Philadelphia
 L 24-28 PITTSBURGH
 W 24-10 at Indianapolis
 L 17-23 at New England
 L 24-30 TENNESSEE (OT)
 L 14-19 at Pittsburgh
 W 34-17 DALLAS
 W 47-42 at Cleveland
 W 40-14 JACKSONVILLE
 W 27-13 N.Y. GIANTS
 W 38-3 at Cincinnati

BUFFALO BILLS (13-3)

W 27-17 N.Y. JETS
 W 31-28 at Miami
 W 35-32 L.A. RAMS
 W 30-23 at Las Vegas
 L 16-42 at Tennessee
 L 17-26 KANSAS CITY
 W 18-10 at N.Y. Jets
 W 24-21 NEW ENGLAND
 W 44-34 SEATTLE
 L 30-32 at Arizona
 W 27-17 L.A. CHARGERS
 W 34-24 at San Francisco
 W 26-15 PITTSBURGH
 W 48-19 at Denver
 W 38-9 at New England
 W 56-26 MIAMI

CINCINNATI BENGALS (4-11-1)

L 13-16 L.A. CHARGERS
 L 30-35 at Cleveland
 T 23-23 at Philadelphia (OT)
 W 33-25 JACKSONVILLE
 L 3-27 at Baltimore
 L 27-31 at Indianapolis
 L 34-37 CLEVELAND
 W 31-20 TENNESSEE
 L 10-36 at Pittsburgh
 L 9-20 at Washington
 L 17-19 N.Y. GIANTS
 L 7-19 at Miami
 L 7-30 DALLAS
 W 27-17 PITTSBURGH
 W 37-31 at Houston
 L 3-38 BALTIMORE

CLEVELAND BROWNS (11-5)

L 6-38 at Baltimore
 W 35-30 CINCINNATI
 W 34-20 WASHINGTON
 W 49-38 at Dallas
 W 32-23 INDIANAPOLIS
 L 7-38 at Pittsburgh
 W 37-34 at Cincinnati
 L 6-16 LAS VEGAS
 W 10-7 HOUSTON
 W 22-17 PHILADELPHIA
 W 27-25 at Jacksonville
 W 41-35 at Tennessee
 L 42-47 BALTIMORE
 W 20-6 at N.Y. Giants
 L 16-23 at N.Y. Jets
 W 24-22 PITTSBURGH

DENVER BRONCOS (5-11)

L 14-16 TENNESSEE
 L 21-26 at Pittsburgh
 L 10-28 TAMPA BAY
 W 37-28 at N.Y. Jets
 W 18-12 at New England
 L 16-43 KANSAS CITY
 W 31-30 L.A. CHARGERS
 L 27-34 at Atlanta
 L 12-37 at Las Vegas
 W 20-13 MIAMI
 L 3-31 NEW ORLEANS
 L 16-22 at Kansas City
 W 32-27 at Carolina
 L 19-48 BUFFALO
 L 16-19 at L.A. Chargers
 L 31-32 LAS VEGAS

HOUSTON TEXANS (4-12)

L 20-34 at Kansas City
 L 16-33 BALTIMORE
 L 21-28 at Pittsburgh
 L 23-31 MINNESOTA
 W 30-14 JACKSONVILLE
 L 36-42 at Tennessee (OT)
 L 20-35 GREEN BAY
 W 27-25 at Jacksonville
 L 7-10 at Cleveland
 W 27-20 NEW ENGLAND
 W 41-25 at Detroit
 L 20-26 INDIANAPOLIS
 L 7-36 at Chicago
 L 20-27 at Indianapolis
 L 31-37 CINCINNATI
 L 38-41 TENNESSEE

INDIANAPOLIS COLTS (11-5)

L 20-27 at Jacksonville
 W 28-11 MINNESOTA
 W 36-7 N.Y. JETS
 W 19-11 at Chicago
 L 23-32 at Cleveland
 W 31-27 CINCINNATI
 W 41-21 at Detroit
 L 10-24 BALTIMORE
 W 34-17 at Tennessee
 W 34-31 GREEN BAY (OT)
 L 26-45 TENNESSEE
 W 26-20 at Houston
 W 44-27 at Las Vegas
 W 27-20 HOUSTON
 L 24-28 at Pittsburgh
 W 28-14 JACKSONVILLE

JACKSONVILLE JAGUARS (1-15)

W 27-20 INDIANAPOLIS
 L 30-33 at Tennessee
 L 13-31 MIAMI
 L 25-33 at Cincinnati
 L 14-30 at Houston
 L 16-34 DETROIT
 L 29-39 at L.A. Chargers
 L 25-27 HOUSTON
 L 20-24 at Green Bay
 L 3-27 PITTSBURGH
 L 25-27 CLEVELAND
 L 24-27 at Minnesota (OT)
 L 10-31 TENNESSEE
 L 14-40 at Baltimore
 L 17-41 CHICAGO
 L 14-28 at Indianapolis

KANSAS CITY CHIEFS (14-2)

W 34-20 HOUSTON
 W 23-20 at L.A. Chargers (OT)
 W 34-20 at Baltimore
 W 26-10 NEW ENGLAND
 L 32-40 LAS VEGAS
 W 26-17 at Buffalo
 W 43-16 at Denver
 W 35-9 N.Y. JETS
 W 33-31 CAROLINA
 W 35-31 at Las Vegas
 W 27-24 at Tampa Bay
 W 22-16 DENVER
 W 33-27 at Miami
 W 32-29 at New Orleans
 W 17-14 ATLANTA
 L 21-38 L.A. CHARGERS

LAS VEGAS RAIDERS (8-8)

W 34-30 at Carolina
 W 34-24 NEW ORLEANS
 L 20-36 at New England
 L 23-30 BUFFALO
 W 40-32 at Kansas City
 L 20-45 TAMPA BAY
 W 16-6 at Cleveland
 W 31-26 at L.A. Chargers
 W 37-12 DENVER
 L 31-35 KANSAS CITY
 L 6-43 at Atlanta
 W 31-28 at N.Y. Jets
 L 27-44 INDIANAPOLIS
 L 27-30 L.A. CHARGERS (OT)
 L 25-26 MIAMI
 W 32-31 at Denver

LOS ANGELES CHARGERS (7-9)

W 16-13 at Cincinnati
 L 20-23 KANSAS CITY (OT)
 L 16-21 CAROLINA
 L 31-38 at Tampa Bay
 L 27-30 at New Orleans (OT)
 W 39-29 JACKSONVILLE
 L 30-31 at Denver
 L 26-31 LAS VEGAS
 L 21-29 at Miami
 W 34-28 N.Y. JETS
 L 17-27 at Buffalo
 L 0-45 NEW ENGLAND
 W 20-17 ATLANTA
 W 30-27 at Las Vegas (OT)
 W 19-16 DENVER
 W 38-21 at Kansas City

MIAMI DOLPHINS (10-6)

L 11-21 at New England
 L 28-31 BUFFALO
 W 31-13 at Jacksonville
 L 23-31 SEATTLE
 W 43-17 at San Francisco
 W 24-0 N.Y. JETS
 W 28-17 L.A. RAMS
 W 34-31 at Arizona
 W 29-21 L.A. CHARGERS
 L 13-20 at Denver
 W 20-3 at N.Y. Jets
 W 19-7 CINCINNATI
 L 27-33 KANSAS CITY
 W 22-12 NEW ENGLAND
 W 26-25 at Las Vegas
 L 26-56 at Buffalo

NEW ENGLAND PATRIOTS (7-9)

W 21-11 MIAMI
 L 30-35 at Seattle
 W 36-20 LAS VEGAS
 L 10-26 at Kansas City
 L 12-18 DENVER
 L 6-33 SAN FRANCISCO
 L 21-24 at Buffalo
 W 30-27 at N.Y. Jets
 W 23-17 BALTIMORE
 L 20-27 at Houston
 W 20-17 ARIZONA
 W 45-0 at L.A. Chargers
 L 3-24 at L.A. Rams
 L 12-22 at Miami
 L 9-38 BUFFALO
 W 28-14 N.Y. JETS

NEW YORK JETS (2-14)

L 17-27 at Buffalo
 L 13-31 SAN FRANCISCO
 L 7-36 at Indianapolis
 L 28-37 DENVER
 L 10-30 ARIZONA
 L 0-24 at Miami
 L 10-18 BUFFALO
 L 9-35 at Kansas City
 L 27-30 NEW ENGLAND
 L 28-34 at L.A. Chargers
 L 3-20 MIAMI
 L 28-31 LAS VEGAS
 L 3-40 at Seattle
 W 23-20 at L.A. Rams
 W 23-16 CLEVELAND
 L 14-28 at New England

PITTSBURGH STEELERS (12-4)

W 26-16 at N.Y. Giants
 W 26-21 DENVER
 W 28-21 HOUSTON
 W 38-29 PHILADELPHIA
 W 38-7 CLEVELAND
 W 27-24 at Tennessee
 W 28-24 at Baltimore
 W 24-19 at Dallas
 W 36-10 CINCINNATI
 W 27-3 at Jacksonville
 W 19-14 BALTIMORE
 W 17-23 WASHINGTON
 L 15-26 at Buffalo
 L 17-27 at Cincinnati
 W 28-24 INDIANAPOLIS
 L 22-24 at Cleveland

TENNESSEE TITANS (11-5)

W 16-14 at Denver
 W 33-30 JACKSONVILLE
 W 31-30 at Minnesota
 W 42-16 BUFFALO
 W 42-36 HOUSTON (OT)
 L 24-27 PITTSBURGH
 L 20-31 at Cincinnati
 W 24-17 CHICAGO
 L 17-34 INDIANAPOLIS
 W 30-24 at Baltimore (OT)
 W 45-26 at Indianapolis
 L 35-41 CLEVELAND
 W 31-10 at Jacksonville
 W 46-25 DETROIT
 L 14-40 at Green Bay
 W 41-38 at Houston

2020 NFC RESULTS**NATIONAL FOOTBALL CONFERENCE****ARIZONA CARDINALS (8-8)**

W 24-20 at San Francisco
 L 30-15 WASHINGTON
 L 23-26 DETROIT
 L 21-31 at Carolina
 W 30-10 at N.Y. Jets
 W 38-10 at Dallas
 W 37-34 SEATTLE (OT)
 L 31-34 MIAMI
 W 32-30 BUFFALO
 L 21-28 at Seattle
 L 17-20 at New England
 L 28-38 L.A. RAMS
 W 26-7 at N.Y. Giants
 W 33-26 PHILADELPHIA
 L 12-20 SAN FRANCISCO
 L 7-18 at L.A. Rams

ATLANTA FALCONS (4-12)

L 25-38 SEATTLE
 L 39-40 at Dallas
 L 26-30 CHICAGO
 L 16-30 at Green Bay
 L 16-23 CAROLINA
 W 40-23 at Minnesota
 L 22-23 DETROIT
 W 25-17 at Carolina
 W 34-27 DENVER
 L 9-24 at New Orleans
 W 43-6 LAS VEGAS
 L 16-21 NEW ORLEANS
 L 17-20 at L.A. Chargers
 L 27-31 TAMPA BAY
 L 14-17 at Kansas City
 L 27-44 at Tampa Bay

CAROLINA PANTHERS (5-11)

L 30-34 LAS VEGAS
 L 17-31 at Tampa Bay
 W 21-16 at L.A. Chargers
 W 31-21 ARIZONA
 W 23-16 at Atlanta
 L 16-23 CHICAGO
 L 24-27 at New Orleans
 L 17-25 ATLANTA
 L 31-33 at Kansas City
 L 23-46 TAMPA BAY
 W 20-0 DETROIT
 L 27-28 at Minnesota
 L 27-32 DENVER
 L 16-24 at Green Bay
 W 20-13 at Washington
 L 7-33 NEW ORLEANS

CHICAGO BEARS (8-8)

W 27-23 at Detroit
 W 17-13 N.Y. GIANTS
 W 30-26 at Atlanta
 L 11-19 INDIANAPOLIS
 W 20-19 TAMPA BAY
 W 23-16 at Carolina
 L 10-24 at L.A. Rams
 L 23-26 NEW ORLEANS (OT)
 L 17-24 at Tennessee
 L 13-19 MINNESOTA
 L 25-41 at Green Bay
 L 30-34 DETROIT
 W 36-7 HOUSTON
 W 33-27 at Minnesota
 W 41-17 at Jacksonville
 L 16-35 GREEN BAY

DALLAS COWBOYS (6-10)

L 17-20 at L.A. Rams
 W 40-39 ATLANTA
 L 31-38 at Seattle
 L 38-49 CLEVELAND
 W 37-34 N.Y. GIANTS
 L 10-38 ARIZONA
 L 3-25 at Washington
 L 9-23 at Philadelphia
 L 19-24 PITTSBURGH
 W 31-28 at Minnesota
 L 16-41 WASHINGTON
 L 17-34 at Baltimore
 W 30-7 at Cincinnati
 W 41-33 SAN FRANCISCO
 W 37-17 PHILADELPHIA
 L 19-23 at N.Y. Giants

DETROIT LIONS (5-11)

L 23-27 CHICAGO
 L 21-42 at Green Bay
 W 26-23 at Arizona
 L 29-35 NEW ORLEANS
 W 34-16 at Jacksonville
 W 23-22 at Atlanta
 L 21-41 INDIANAPOLIS
 L 20-34 at Minnesota
 W 30-27 WASHINGTON
 L 0-20 at Carolina
 L 25-41 HOUSTON
 W 34-30 at Chicago
 L 24-31 GREEN BAY
 L 25-46 at Tennessee
 L 7-47 TAMPA BAY
 L 35-37 MINNESOTA

GREEN BAY PACKERS (13-3)

W 43-34 at Minnesota
 W 42-21 DETROIT
 W 37-30 at New Orleans
 W 30-16 ATLANTA
 L 10-38 at Tampa Bay
 W 35-20 at Houston
 L 22-28 MINNESOTA
 W 34-17 at San Francisco
 W 24-20 JACKSONVILLE
 L 31-34 at Indianapolis (OT)
 W 41-25 CHICAGO
 W 30-16 PHILADELPHIA
 W 31-24 at Detroit
 W 24-16 CAROLINA
 W 40-14 TENNESSEE
 W 35-16 at Chicago

LOS ANGELES RAMS (10-6)

W 20-17 DALLAS
 W 37-19 at Philadelphia
 L 32-35 at Buffalo
 W 17-9 N.Y. GIANTS
 W 30-10 at Washington
 L 16-24 at San Francisco
 W 24-10 CHICAGO
 L 17-28 at Miami
 W 23-16 SEATTLE
 W 27-24 at Tampa Bay
 L 20-23 SAN FRANCISCO
 W 38-28 at Arizona
 W 24-3 NEW ENGLAND
 L 20-23 N.Y. JETS
 L 9-20 at Seattle
 W 18-7 ARIZONA

MINNESOTA VIKINGS (7-9)

L 34-43 GREEN BAY
 L 11-28 at Indianapolis
 L 30-31 TENNESSEE
 W 31-23 at Houston
 L 26-27 at Seattle
 L 23-40 ATLANTA
 W 28-22 at Green Bay
 W 34-20 DETROIT
 W 19-13 at Chicago
 L 28-31 DALLAS
 W 28-27 CAROLINA
 W 27-24 JACKSONVILLE (OT)
 L 14-26 at Tampa Bay
 L 27-33 CHICAGO
 L 33-52 at New Orleans
 W 37-35 at Detroit

NEW ORLEANS SAINTS (12-4)

W 34-23 TAMPA BAY
 L 24-34 at Las Vegas
 L 30-37 GREEN BAY
 W 35-29 at Detroit
 W 30-27 L.A. CHARGERS (OT)
 W 27-24 CAROLINA
 W 26-23 at Chicago (OT)
 W 38-3 at Tampa Bay
 W 27-13 SAN FRANCISCO
 W 24-9 ATLANTA
 W 31-3 at Denver
 W 21-16 at Atlanta
 L 21-24 at Philadelphia
 L 29-32 KANSAS CITY
 W 52-33 MINNESOTA
 W 33-7 at Carolina

NEW YORK GIANTS (6-10)

L 16-26 PITTSBURGH
 L 13-17 at Chicago
 L 9-36 SAN FRANCISCO
 L 9-17 at L.A. Rams
 L 34-37 at Dallas
 W 20-19 WASHINGTON
 L 21-22 at Philadelphia
 L 23-25 TAMPA BAY
 W 23-20 at Washington
 W 27-17 PHILADELPHIA
 W 19-17 at Cincinnati
 W 17-12 at Seattle
 L 7-26 ARIZONA
 L 6-20 CLEVELAND
 L 13-27 at Baltimore
 W 23-19 DALLAS

PHILADELPHIA EAGLES (4-11-1)

L 17-27 at Washington
 L 19-37 L.A. RAMS
 T 23-23 CINCINNATI (OT)
 W 25-20 at San Francisco
 L 29-38 at Pittsburgh
 L 28-30 BALTIMORE
 W 22-21 N.Y. GIANTS
 W 23-9 DALLAS
 L 17-27 at N.Y. Giants
 L 17-22 at Cleveland
 L 17-23 SEATTLE
 L 16-30 at Green Bay
 W 24-21 NEW ORLEANS
 L 26-33 at Arizona
 L 17-37 at Dallas
 L 14-20 WASHINGTON

SAN FRANCISCO 49ERS (6-10)

L 20-24 ARIZONA
 W 31-13 at N.Y. Jets
 W 36-9 at N.Y. Giants
 L 20-25 PHILADELPHIA
 L 17-43 MIAMI
 W 24-16 L.A. RAMS
 W 33-6 at New England
 L 27-37 at Seattle
 L 17-34 GREEN BAY
 L 13-27 at New Orleans
 W 23-20 at L.A. Rams
 L 24-34 BUFFALO
 L 15-23 WASHINGTON
 L 33-41 at Dallas
 W 20-12 at Arizona
 L 23-26 SEATTLE

SEATTLE SEAHAWKS (12-4)

W 38-25 at Atlanta
 W 35-30 NEW ENGLAND
 W 38-31 DALLAS
 W 31-23 at Miami
 W 27-26 MINNESOTA
 L 34-37 at Arizona (OT)
 W 37-27 SAN FRANCISCO
 L 34-44 at Buffalo
 L 16-23 at L.A. Rams
 W 28-21 ARIZONA
 W 23-17 at Philadelphia
 L 12-17 N.Y. GIANTS
 W 40-3 N.Y. JETS
 W 20-15 at Washington
 W 20-9 L.A. RAMS
 W 26-23 at San Francisco

TAMPA BAY BUCCANEERS (11-5)

L 23-34 at New Orleans
 W 31-17 CAROLINA
 W 28-10 at Denver
 W 38-31 L.A. CHARGERS
 L 19-20 at Chicago
 W 38-10 GREEN BAY
 W 45-20 at Las Vegas
 W 25-23 at N.Y. Giants
 L 3-38 NEW ORLEANS
 W 46-23 at Carolina
 L 24-27 L.A. RAMS
 L 24-27 KANSAS CITY
 W 26-14 MINNESOTA
 W 31-27 at Atlanta
 W 47-7 at Detroit
 W 44-27 ATLANTA

WASHINGTON FOOTBALL TEAM (7-9)

W 27-17 PHILADELPHIA
 L 15-30 at Arizona
 L 20-34 at Cleveland
 L 17-31 BALTIMORE
 L 10-30 L.A. RAMS
 L 19-20 at N.Y. Giants
 W 25-3 DALLAS
 L 20-23 N.Y. GIANTS
 L 27-30 at Detroit
 W 20-9 CINCINNATI
 W 41-16 at Dallas
 W 23-17 at Pittsburgh
 W 23-15 at San Francisco
 L 15-20 SEATTLE
 L 13-20 CAROLINA
 W 20-14 at Philadelphia

2020 NFL STANDINGS

FINAL STANDINGS

AMERICAN FOOTBALL CONFERENCE

East Division	W	L	T	Pct.	Pts.	OP
* Buffalo	13	3	0	.813	501	375
Miami	10	6	0	.625	404	338
New England	7	9	0	.438	326	353
New York Jets	2	14	0	.125	243	457
North Division	W	L	T	Pct.	Pts.	OP
* Pittsburgh	12	4	0	.750	416	312
# Baltimore	11	5	0	.688	468	303
# Cleveland	11	5	0	.688	408	419
Cincinnati	4	11	1	.281	311	424
South Division	W	L	T	Pct.	Pts.	OP
* Tennessee	11	5	0	.688	491	439
# Indianapolis	11	5	0	.688	451	362
Houston	4	12	0	.250	384	464
Jacksonville	1	15	0	.063	306	492
West Division	W	L	T	Pct.	Pts.	OP
* Kansas City	14	2	0	.875	473	362
Las Vegas	8	8	0	.500	434	478
Los Angeles Chargers	7	9	0	.438	384	426
Denver	5	11	0	.313	323	446

NATIONAL FOOTBALL CONFERENCE

East Division	W	L	T	Pct.	Pts.	OP
* Washington	7	9	0	.438	335	329
New York Giants	6	10	0	.375	280	357
Dallas	6	10	0	.375	395	473
Philadelphia	4	11	1	.281	334	418
North Division	W	L	T	Pct.	Pts.	OP
* Green Bay	13	3	0	.813	509	369
# Chicago	8	8	0	.500	372	370
Minnesota	7	9	0	.438	430	475
Detroit	5	11	0	.313	377	519
South Division	W	L	T	Pct.	Pts.	OP
* New Orleans	12	4	0	.750	482	337
# Tampa Bay	11	5	0	.688	492	355
Carolina	5	11	0	.313	350	402
Atlanta	4	12	0	.250	396	414
West Division	W	L	T	Pct.	Pts.	OP
* Seattle	12	4	0	.750	459	371
# Los Angeles Rams	10	6	0	.625	372	296
Arizona	8	8	0	.500	410	367
San Francisco	6	10	0	.375	376	390

* Division champion

Wild Card team

Baltimore finished ahead of Cleveland based on head-to-head sweep and ahead of Indianapolis based on head-to-head victory. Cleveland finished ahead of Indianapolis based on head-to-head victory. Tennessee finished ahead of Indianapolis based on better division record (5-1 to Colts' 4-2). New Orleans finished ahead of Seattle based on better conference record (10-2 to Seahawks' 9-3). Chicago finished ahead of Arizona based on better record in common games (3-2 to Cardinals' 1-4).

SUPER WILD CARD WEEKEND

AFC

BUFFALO 27, Indianapolis 24
Baltimore 20, TENNESSEE 13
Cleveland 48, PITTSBURGH 37

NFC

Los Angeles Rams 30, SEATTLE 20
Tampa Bay 31, WASHINGTON 23
NEW ORLEANS 21, Chicago 9

DIVISIONAL PLAYOFFS

AFC

BUFFALO 17, Baltimore 3
KANSAS CITY 22, Cleveland 17

NFC

GREEN BAY 32, Los Angeles Rams 18
Tampa Bay 30, NEW ORLEANS 20

CHAMPIONSHIP GAMES

AFC

KANSAS CITY 38, Buffalo 24

NFC

Tampa Bay 31, GREEN BAY 26

SUPER BOWL LV

Tampa Bay 31, Kansas City 9
at Raymond James Stadium, Tampa, Florida

Home teams in playoff games are indicated in CAPS.

2020 WEEK BY WEEK

FIRST WEEK STANDINGS

American Football Conference

East Division	W	L	T	Pct.	Pts.	OP
Buffalo	1	0	0	1.000	27	17
New England	1	0	0	1.000	21	11
Miami	0	1	0	.000	11	21
N.Y. Jets	0	1	0	.000	17	27
North Division	W	L	T	Pct.	Pts.	OP
Baltimore	1	0	0	1.000	38	6
Pittsburgh	1	0	0	1.000	26	16
Cincinnati	0	1	0	.000	13	16
Cleveland	0	1	0	.000	6	38
South Division	W	L	T	Pct.	Pts.	OP
Jacksonville	1	0	0	1.000	27	20
Tennessee	1	0	0	1.000	16	14
Houston	0	1	0	.000	20	34
Indianapolis	0	1	0	.000	20	27
West Division	W	L	T	Pct.	Pts.	OP
Kansas City	1	0	0	1.000	34	20
Las Vegas	1	0	0	1.000	34	30
L.A. Chargers	1	0	0	1.000	16	13
Denver	0	1	0	.000	14	16

National Football Conference

East Division	W	L	T	Pct.	Pts.	OP
Washington	1	0	0	1.000	27	17
Dallas	0	1	0	.000	17	20
N.Y. Giants	0	1	0	.000	16	26
Philadelphia	0	1	0	.000	17	27
North Division	W	L	T	Pct.	Pts.	OP
Chicago	1	0	0	1.000	27	23
Green Bay	1	0	0	1.000	43	34
Detroit	0	1	0	.000	23	27
Minnesota	0	1	0	.000	34	43
South Division	W	L	T	Pct.	Pts.	OP
New Orleans	1	0	0	1.000	34	23
Atlanta	0	1	0	.000	25	38
Carolina	0	1	0	.000	30	34
Tampa Bay	0	1	0	.000	23	34
West Division	W	L	T	Pct.	Pts.	OP
Arizona	1	0	0	1.000	24	20
L.A. Rams	1	0	0	1.000	20	17
Seattle	1	0	0	1.000	38	25
San Francisco	0	1	0	.000	20	24

WEEK 1 RESULTS

Thursday, September 10
KANSAS CITY 34, Houston 20

Sunday, September 13

Seattle 38, ATLANTA 25
BALTIMORE 38, Cleveland 6
BUFFALO 27, N.Y. Jets 17
Las Vegas 34, CAROLINA 30
Chicago 27, DETROIT 23
JACKSONVILLE 27, Indianapolis 20
Green Bay 43, MINNESOTA 34
NEW ENGLAND 21, Miami 11
WASHINGTON 27, Philadelphia 17
L.A. Chargers 16, CINCINNATI 13
NEW ORLEANS 34, Tampa Bay 23
Arizona 24, SAN FRANCISCO 20
L.A. RAMS 20, Dallas 17

Monday, September 14

Pittsburgh 26, N.Y. GIANTS 16
Tennessee 16, DENVER 14

In the 2020 week-by-week section, home teams indicated by ALL CAPS.

**For game recaps, box scores, and video highlights, please visit www.NFL.com/scores.*

SECOND WEEK STANDINGS

American Football Conference

East Division	W	L	T	Pct.	Pts.	OP
Buffalo	2	0	0	1.000	58	45
New England	1	1	0	.500	51	46
N.Y. Jets	0	2	0	.000	30	58
Miami	0	2	0	.000	39	52
North Division	W	L	T	Pct.	Pts.	OP
Baltimore	2	0	0	1.000	71	22
Pittsburgh	2	0	0	1.000	52	37
Cleveland	1	1	0	.500	41	68
Cincinnati	0	2	0	.000	43	51
South Division	W	L	T	Pct.	Pts.	OP
Tennessee	2	0	0	1.000	49	44
Jacksonville	1	1	0	.500	57	53
Indianapolis	1	1	0	.500	48	38
Houston	0	2	0	.000	36	67
West Division	W	L	T	Pct.	Pts.	OP
Kansas City	2	0	0	1.000	57	40
Las Vegas	2	0	0	1.000	68	54
L.A. Chargers	1	1	0	.500	36	36
Denver	0	2	0	.000	35	42

National Football Conference

East Division	W	L	T	Pct.	Pts.	OP
Washington	1	1	0	.500	42	47
Dallas	1	1	0	.500	57	59
N.Y. Giants	0	2	0	.000	29	43
Philadelphia	0	2	0	.000	36	64
North Division	W	L	T	Pct.	Pts.	OP
Green Bay	2	0	0	1.000	85	55
Chicago	2	0	0	1.000	44	36
Minnesota	0	2	0	.000	45	71
Detroit	0	2	0	.000	44	69
South Division	W	L	T	Pct.	Pts.	OP
New Orleans	1	1	0	.500	58	57
Tampa Bay	1	1	0	.500	54	51
Atlanta	0	2	0	.000	64	78
Carolina	0	2	0	.000	47	65
West Division	W	L	T	Pct.	Pts.	OP
Arizona	2	0	0	1.000	54	35
L.A. Rams	2	0	0	1.000	57	36
Seattle	2	0	0	1.000	73	55
San Francisco	1	1	0	.500	51	37

WEEK 2 RESULTS

Thursday, September 17
CLEVELAND 35, Cincinnati 30

Sunday, September 20

CHICAGO 17, N.Y. Giants 13
DALLAS 40, Atlanta 39
GREEN BAY 42, Detroit 21
INDIANAPOLIS 28, Minnesota 11
Buffalo 31, MIAMI 28
San Francisco 31, N.Y. JETS 13
L.A. Rams 37, PHILADELPHIA 19
PITTSBURGH 26, Denver 21
TAMPA BAY 31, Carolina 17
TENNESSEE 33, Jacksonville 30
ARIZONA 30, Washington 15
Baltimore 33, HOUSTON 16
Kansas City 23, L.A. CHARGERS 20 (OT)
SEATTLE 35, New England 30

Monday, September 21

LAS VEGAS 34, New Orleans 24

THIRD WEEK STANDINGS

American Football Conference

East Division	W	L	T	Pct.	Pts.	OP
Buffalo	3	0	0	1.000	93	77
New England	2	1	0	.667	87	66
Miami	1	2	0	.333	70	65
N.Y. Jets	0	3	0	.000	37	94
North Division	W	L	T	Pct.	Pts.	OP
Pittsburgh	3	0	0	1.000	80	58
Baltimore	2	1	0	.667	91	56
Cleveland	2	1	0	.667	75	88
Cincinnati	0	2	1	.167	66	74
South Division	W	L	T	Pct.	Pts.	OP
Tennessee	3	0	0	1.000	80	74
Indianapolis	2	1	0	.667	84	45
Jacksonville	1	2	0	.333	70	84
Houston	0	3	0	.000	57	95
West Division	W	L	T	Pct.	Pts.	OP
Kansas City	3	0	0	1.000	91	60
Las Vegas	2	1	0	.667	88	90
L.A. Chargers	1	2	0	.333	52	57
Denver	0	3	0	.000	45	70

National Football Conference

East Division	W	L	T	Pct.	Pts.	OP
Washington	1	2	0	.333	62	81
Dallas	1	2	0	.333	88	97
Philadelphia	0	2	1	.167	59	87
N.Y. Giants	0	3	0	.000	38	79
North Division	W	L	T	Pct.	Pts.	OP
Green Bay	3	0	0	1.000	122	85
Chicago	3	0	0	1.000	74	62
Detroit	1	2	0	.333	70	92
Minnesota	0	3	0	.000	75	102
South Division	W	L	T	Pct.	Pts.	OP
Tampa Bay	2	1	0	.667	82	61
New Orleans	1	2	0	.333	88	94
Carolina	1	2	0	.333	68	81
Atlanta	0	3	0	.000	90	108
West Division	W	L	T	Pct.	Pts.	OP
Seattle	3	0	0	1.000	111	86
Arizona	2	1	0	.667	77	61
L.A. Rams	2	1	0	.667	89	71
San Francisco	2	1	0	.667	87	46

WEEK 3 RESULTS

Thursday, September 24
Miami 31, JACKSONVILLE 13

Sunday, September 27

Chicago 30, ATLANTA 26
BUFFALO 35, L.A. Rams 32
CLEVELAND 34, Washington 20
Tennessee 31, MINNESOTA 30
NEW ENGLAND 36, Las Vegas 20
San Francisco 36, N.Y. GIANTS 9
Cincinnati 23, PHILADELPHIA 23 (OT-tie)
PITTSBURGH 28, Houston 21
INDIANAPOLIS 36, N.Y. Jets 7
Carolina 21, L.A. CHARGERS 16
Detroit 26, Arizona 23
Tampa Bay 28, DENVER 10
SEATTLE 38, Dallas 31
Green Bay 37, NEW ORLEANS 30

Monday, September 28

Kansas City 34, BALTIMORE 20

2020 WEEK BY WEEK

SEVENTH WEEK STANDINGS

American Football Conference					
East Division	W	L	T	Pct.	Pts.
Buffalo	5	2	0	.714	174
Miami	3	3	0	.500	160
New England	2	4	0	.333	115
N.Y. Jets	0	7	0	.000	85
North Division	W	L	T	Pct.	Pts.
Pittsburgh	6	0	0	1.000	183
Baltimore	5	1	0	.833	179
Cleveland	5	2	0	.714	200
Cincinnati	1	5	1	.214	163
South Division	W	L	T	Pct.	Pts.
Tennessee	5	1	0	.833	188
Indianapolis	4	2	0	.667	157
Houston	1	6	0	.143	166
Jacksonville	1	6	0	.143	154
West Division	W	L	T	Pct.	Pts.
Kansas City	6	1	0	.857	218
Las Vegas	3	3	0	.500	171
L.A. Chargers	2	4	0	.333	149
Denver	2	4	0	.333	116

National Football Conference

East Division	W	L	T	Pct.	Pts.
Philadelphia	2	4	1	.357	163
Washington	2	5	0	.286	133
Dallas	2	5	0	.286	176
N.Y. Giants	1	6	0	.143	122
North Division	W	L	T	Pct.	Pts.
Green Bay	5	1	0	.833	197
Chicago	5	2	0	.714	138
Detroit	3	3	0	.500	156
Minnesota	1	5	0	.167	155
South Division	W	L	T	Pct.	Pts.
Tampa Bay	5	2	0	.714	222
New Orleans	4	2	0	.667	180
Carolina	3	4	0	.429	162
Atlanta	1	6	0	.143	184
West Division	W	L	T	Pct.	Pts.
Seattle	5	1	0	.833	203
Arizona	5	2	0	.714	203
L.A. Rams	5	2	0	.714	176
San Francisco	4	3	0	.571	181

WEEK 7 RESULTS

Thursday, October 22
PHILADELPHIA 22, N.Y. Giants 21

Sunday, October 25

Detroit 23, ATLANTA 22
Cleveland 37, CINCINNATI 34
Green Bay 35, HOUSTON 20
NEW ORLEANS 27, Carolina 24
Buffalo 18, N.Y. JETS 10
Pittsburgh 27, TENNESSEE 24
WASHINGTON 25, Dallas 3
Tampa Bay 45, Las Vegas 20
Kansas City 43, DENVER 16
L.A. CHARGERS 39, Jacksonville 29
San Francisco 33, NEW ENGLAND 6
ARIZONA 37, Seattle 34 (OT)

Monday, October 26

L.A. RAMS 24, Chicago 10

Byes: Baltimore, Indianapolis, Miami, Minnesota

EIGHTH WEEK STANDINGS

American Football Conference					
East Division	W	L	T	Pct.	Pts.
Buffalo	6	2	0	.750	198
Miami	4	3	0	.571	188
New England	2	5	0	.286	136
N.Y. Jets	0	8	0	.000	94
North Division	W	L	T	Pct.	Pts.
Pittsburgh	7	0	0	1.000	211
Baltimore	5	2	0	.714	203
Cleveland	5	3	0	.625	206
Cincinnati	2	5	1	.313	194
South Division	W	L	T	Pct.	Pts.
Tennessee	5	2	0	.714	208
Indianapolis	5	2	0	.714	198
Houston	1	6	0	.143	166
Jacksonville	1	6	0	.143	154
West Division	W	L	T	Pct.	Pts.
Kansas City	7	1	0	.875	253
Las Vegas	4	3	0	.571	187
Denver	3	4	0	.429	147
L.A. Chargers	2	5	0	.286	179

National Football Conference

East Division	W	L	T	Pct.	Pts.
Philadelphia	3	4	1	.438	186
Washington	2	5	0	.286	133
Dallas	2	6	0	.250	185
N.Y. Giants	1	7	0	.125	145
North Division	W	L	T	Pct.	Pts.
Green Bay	5	2	0	.714	219
Chicago	5	3	0	.625	161
Detroit	3	4	0	.429	177
Minnesota	2	5	0	.286	183
South Division	W	L	T	Pct.	Pts.
Tampa Bay	6	2	0	.750	247
New Orleans	5	2	0	.714	206
Carolina	3	5	0	.375	179
Atlanta	2	6	0	.250	209
West Division	W	L	T	Pct.	Pts.
Seattle	6	1	0	.857	240
Arizona	5	2	0	.714	203
L.A. Rams	5	3	0	.625	193
San Francisco	4	4	0	.500	208

WEEK 8 RESULTS

Thursday, October 29
Atlanta 25, CAROLINA 17

Sunday, November 1

Pittsburgh 28, BALTIMORE 24
BUFFALO 24, New England 21
CINCINNATI 31, Tennessee 20
Las Vegas 16, CLEVELAND 6
Indianapolis 41, DETROIT 21
Minnesota 28, GREEN BAY 22
KANSAS CITY 35, N.Y. Jets 9
MIAMI 28, L.A. Rams 17
DENVER 31, L.A. Chargers 30
New Orleans 26, CHICAGO 23 (OT)
SEATTLE 37, San Francisco 27
PHILADELPHIA 23, Dallas 9

Monday, November 2

Tampa Bay 25, N.Y. GIANTS 23

Byes: Arizona, Houston Jacksonville, Washington

NINTH WEEK STANDINGS

American Football Conference					
East Division	W	L	T	Pct.	Pts.
Buffalo	7	2	0	.778	242
Miami	5	3	0	.625	222
New England	3	5	0	.375	166
N.Y. Jets	0	9	0	.000	121
North Division	W	L	T	Pct.	Pts.
Pittsburgh	8	0	0	1.000	235
Baltimore	6	2	0	.750	227
Cleveland	5	3	0	.625	206
Cincinnati	2	5	1	.313	194
South Division	W	L	T	Pct.	Pts.
Tennessee	6	2	0	.750	232
Indianapolis	5	3	0	.625	208
Houston	2	6	0	.250	193
Jacksonville	1	7	0	.125	179
West Division	W	L	T	Pct.	Pts.
Kansas City	8	1	0	.889	286
Las Vegas	5	3	0	.625	218
Denver	3	5	0	.375	174
L.A. Chargers	2	6	0	.250	205

National Football Conference

East Division	W	L	T	Pct.	Pts.
Philadelphia	3	4	1	.438	186
Washington	2	6	0	.250	153
Dallas	2	7	0	.222	204
N.Y. Giants	2	7	0	.222	168
North Division	W	L	T	Pct.	Pts.
Green Bay	6	2	0	.750	253
Chicago	5	4	0	.556	178
Minnesota	3	5	0	.375	217
Detroit	3	5	0	.375	197
South Division	W	L	T	Pct.	Pts.
New Orleans	6	2	0	.750	244
Tampa Bay	6	3	0	.667	250
Atlanta	3	6	0	.333	243
Carolina	3	6	0	.333	210
West Division	W	L	T	Pct.	Pts.
Seattle	6	2	0	.750	274
Arizona	5	3	0	.625	234
L.A. Rams	5	3	0	.625	193
San Francisco	4	5	0	.444	225

WEEK 9 RESULTS

Thursday, November 5
Green Bay 34, SAN FRANCISCO 17

Sunday, November 8

ATLANTA 34, Denver 27
BUFFALO 44, Seattle 34
Baltimore 24, INDIANAPOLIS 10
Houston 27, JACKSONVILLE 25
KANSAS CITY 33, Carolina 31
MINNESOTA 34, Detroit 20
TENNESSEE 24, Chicago 17
N.Y. Giants 23, WASHINGTON 20
Las Vegas 31, L.A. CHARGERS 26
Miami 34, ARIZONA 31
Pittsburgh 24, DALLAS 19
New Orleans 38, TAMPA BAY 3

Monday, November 9

New England 30, N.Y. JETS 27

Byes: Cincinnati, Cleveland, L.A. Rams, Philadelphia

2020 WEEK BY WEEK

TENTH WEEK STANDINGS

American Football Conference

East Division	W	L	T	Pct.	Pts.	OP
Buffalo	7	3	0	.700	272	265
Miami	6	3	0	.667	251	182
New England	4	5	0	.444	189	211
N.Y. Jets	0	9	0	.000	121	268
North Division	W	L	T	Pct.	Pts.	OP
Pittsburgh	9	0	0	1.000	271	171
Baltimore	6	3	0	.667	244	165
Cleveland	6	3	0	.667	216	244
Cincinnati	2	6	1	.278	204	250
South Division	W	L	T	Pct.	Pts.	OP
Indianapolis	6	3	0	.667	242	177
Tennessee	6	3	0	.667	249	235
Houston	2	7	0	.222	200	252
Jacksonville	1	8	0	.111	199	271
West Division	W	L	T	Pct.	Pts.	OP
Kansas City	8	1	0	.889	286	183
Las Vegas	6	3	0	.667	255	241
Denver	3	6	0	.333	186	254
L.A. Chargers	2	7	0	.222	226	245

National Football Conference

East Division	W	L	T	Pct.	Pts.	OP
Philadelphia	3	5	1	.389	203	232
N.Y. Giants	3	7	0	.300	195	236
Washington	2	7	0	.222	180	218
Dallas	2	7	0	.222	204	290
North Division	W	L	T	Pct.	Pts.	OP
Green Bay	7	2	0	.778	277	224
Chicago	5	5	0	.500	191	209
Minnesota	4	5	0	.444	236	247
Detroit	4	5	0	.444	227	267
South Division	W	L	T	Pct.	Pts.	OP
New Orleans	7	2	0	.778	271	213
Tampa Bay	7	3	0	.700	296	226
Atlanta	3	6	0	.333	243	251
Carolina	3	7	0	.300	233	272
West Division	W	L	T	Pct.	Pts.	OP
Arizona	6	3	0	.667	266	210
L.A. Rams	6	3	0	.667	216	168
Seattle	6	3	0	.667	290	266
San Francisco	4	6	0	.400	238	234

WEEK 10 RESULTS

Thursday, November 12
Indianapolis 34, TENNESSEE 17

Sunday, November 15

Tampa Bay 46, CAROLINA 23
CLEVELAND 10, Houston 7
DETROIT 30, Washington 27
GREEN BAY 24, Jacksonville 20
N.Y. GIANTS 27, Philadelphia 17
ARIZONA 32, Buffalo 30
LAS VEGAS 37, Denver 12
MIAMI 29, L.A. CHARGERS 21
L.A. RAMS 23, Seattle 16
NEW ORLEANS 27, San Francisco 13
PITTSBURGH 36, Cincinnati 10
NEW ENGLAND 23, Baltimore 17

Monday, November 16

Minnesota 19, CHICAGO 13

Byes: Atlanta, Dallas,
Kansas City, N.Y. Jets

ELEVENTH WEEK STANDINGS

American Football Conference

East Division	W	L	T	Pct.	Pts.	OP
Buffalo	7	3	0	.700	272	265
Miami	6	4	0	.600	264	202
New England	4	6	0	.400	209	238
N.Y. Jets	0	10	0	.000	149	302
North Division	W	L	T	Pct.	Pts.	OP
Pittsburgh	10	0	0	1.000	298	174
Cleveland	7	3	0	.700	238	261
Baltimore	6	4	0	.600	268	195
Cincinnati	2	7	1	.250	213	270
South Division	W	L	T	Pct.	Pts.	OP
Indianapolis	7	3	0	.700	276	208
Tennessee	7	3	0	.700	279	259
Houston	3	7	0	.300	227	272
Jacksonville	1	9	0	.100	202	298
West Division	W	L	T	Pct.	Pts.	OP
Kansas City	9	1	0	.900	321	214
Las Vegas	6	4	0	.600	286	276
Denver	4	6	0	.400	206	267
L.A. Chargers	3	7	0	.300	260	273

National Football Conference

East Division	W	L	T	Pct.	Pts.	OP
Philadelphia	3	6	1	.350	220	254
Dallas	3	7	0	.300	235	318
N.Y. Giants	3	7	0	.300	195	236
Washington	3	7	0	.300	200	227
North Division	W	L	T	Pct.	Pts.	OP
Green Bay	7	3	0	.700	308	258
Chicago	5	5	0	.500	191	209
Minnesota	4	6	0	.400	264	278
Detroit	4	6	0	.400	227	287
South Division	W	L	T	Pct.	Pts.	OP
New Orleans	8	2	0	.800	295	222
Tampa Bay	7	4	0	.636	320	253
Carolina	4	7	0	.364	253	272
Atlanta	3	7	0	.300	252	275
West Division	W	L	T	Pct.	Pts.	OP
L.A. Rams	7	3	0	.700	243	192
Seattle	7	3	0	.700	318	287
Arizona	6	4	0	.600	287	238
San Francisco	4	6	0	.400	238	234

WEEK 11 RESULTS

Thursday, November 19
SEATTLE 28, Arizona 21

Sunday, November 22

Tennessee 30, BALTIMORE 24 (OT)
CAROLINA 20, Detroit 0
CLEVELAND 22, Philadelphia 17
HOUSTON 27, New England 20
Pittsburgh 27, JACKSONVILLE 3
NEW ORLEANS 24, Atlanta 9
WASHINGTON 20, Cincinnati 9
DENVER 20, Miami 13
L.A. CHARGERS 34, N.Y. Jets 28
INDIANAPOLIS 34, Green Bay 31 (OT)
Dallas 31, MINNESOTA 28
Kansas City 35, LAS VEGAS 31

Monday, November 23

L.A. Rams 27, TAMPA BAY 24

Byes: Buffalo, Chicago,
N.Y. Giants, San Francisco

TWELFTH WEEK STANDINGS

American Football Conference

East Division	W	L	T	Pct.	Pts.	OP
Buffalo	8	3	0	.727	299	282
Miami	7	4	0	.636	284	205
New England	5	6	0	.455	229	255
N.Y. Jets	0	11	0	.000	152	322
North Division	W	L	T	Pct.	Pts.	OP
Pittsburgh	11	0	0	1.000	317	188
Cleveland	8	3	0	.727	265	286
Baltimore	6	5	0	.545	282	214
Cincinnati	2	8	1	.227	230	289
South Division	W	L	T	Pct.	Pts.	OP
Tennessee	8	3	0	.727	324	285
Indianapolis	7	4	0	.636	302	253
Houston	4	7	0	.364	268	297
Jacksonville	1	10	0	.091	227	325
West Division	W	L	T	Pct.	Pts.	OP
Kansas City	10	1	0	.909	348	238
Las Vegas	6	5	0	.545	292	319
Denver	4	7	0	.364	209	298
L.A. Chargers	3	8	0	.273	277	300

National Football Conference

East Division	W	L	T	Pct.	Pts.	OP
N.Y. Giants	4	7	0	.364	214	253
Washington	4	7	0	.364	241	243
Philadelphia	3	7	1	.318	237	277
Dallas	3	8	0	.273	251	359
North Division	W	L	T	Pct.	Pts.	OP
Green Bay	8	3	0	.727	349	283
Minnesota	5	6	0	.455	292	305
Chicago	5	6	0	.455	216	250
Detroit	4	7	0	.364	252	328
South Division	W	L	T	Pct.	Pts.	OP
New Orleans	9	2	0	.818	326	225
Tampa Bay	7	5	0	.583	344	280
Atlanta	4	7	0	.364	295	281
Carolina	4	8	0	.333	280	300
West Division	W	L	T	Pct.	Pts.	OP
Seattle	8	3	0	.727	341	304
L.A. Rams	7	4	0	.636	263	215
Arizona	6	5	0	.545	304	258
San Francisco	5	6	0	.455	261	254

WEEK 12 RESULTS

Thursday, November 26
Houston 41, DETROIT 25
Washington 41, DALLAS 16

Sunday, November 29

ATLANTA 43, Las Vegas 6
BUFFALO 27, L.A. CHARGERS 17
N.Y. GIANTS 19, CINCINNATI 17
Tennessee 45, INDIANAPOLIS 26
Cleveland 27, JACKSONVILLE 25
MINNESOTA 28, Carolina 27
NEW ENGLAND 20, Arizona 17
Miami 20, N.Y. JETS 3
New Orleans 31, DENVER 3
San Francisco 23, L.A. RAMS 20
Kansas City 27, TAMPA BAY 24
GREEN BAY 41, Chicago 25

Monday, November 30

Seattle 23, PHILADELPHIA 17

Wednesday, December 2

PITTSBURGH 19, Baltimore 14

2020 WEEK BY WEEK

THIRTEENTH WEEK STANDINGS

American Football Conference						
East Division	W	L	T	Pct.	Pts.	OP
Buffalo	9	3	0	.750	333	306
Miami	8	4	0	.667	303	212
New England	6	6	0	.500	274	255
N.Y. Jets	0	12	0	.000	180	353
North Division	W	L	T	Pct.	Pts.	OP
Pittsburgh	11	1	0	.917	334	211
Cleveland	9	3	0	.750	306	321
Baltimore	6	5	0	.545	316	231
Cincinnati	2	9	1	.208	237	308
South Division	W	L	T	Pct.	Pts.	OP
Indianapolis	8	4	0	.667	328	273
Tennessee	8	4	0	.667	359	326
Houston	4	8	0	.333	288	323
Jacksonville	1	11	0	.083	251	352
West Division	W	L	T	Pct.	Pts.	OP
Kansas City#	11	1	0	.917	370	254
Las Vegas	7	5	0	.583	323	347
Denver	4	8	0	.333	225	320
L.A. Chargers	3	9	0	.250	277	345
National Football Conference						
East Division	W	L	T	Pct.	Pts.	OP
N.Y. Giants	5	7	0	.417	231	265
Washington	5	7	0	.417	264	260
Philadelphia	3	8	1	.292	253	307
Dallas	3	8	0	.273	268	393
North Division	W	L	T	Pct.	Pts.	OP
Green Bay	9	3	0	.750	379	299
Minnesota	6	6	0	.500	319	329
Chicago	5	7	0	.417	246	284
Detroit	5	7	0	.417	286	358
South Division	W	L	T	Pct.	Pts.	OP
New Orleans#	10	2	0	.833	347	241
Tampa Bay	7	5	0	.583	344	280
Atlanta	4	8	0	.333	311	302
Carolina	4	8	0	.333	280	300
West Division	W	L	T	Pct.	Pts.	OP
L.A. Rams	8	4	0	.667	301	243
Seattle	8	4	0	.667	353	321
Arizona	6	6	0	.500	332	296
San Francisco	5	7	0	.417	285	288

#Clinched playoff berth

WEEK 13 RESULTS

Sunday, December 6

New Orleans 21, ATLANTA 16
 Detroit 34, CHICAGO 30
 Indianapolis 26, HOUSTON 20
 MIAMI 19, CINCINNATI 7
 MINNESOTA 27, JACKSONVILLE 24 (OT)
 Las Vegas 31, N.Y. JETS 28
 Cleveland 41, TENNESSEE 35
 L.A. Rams 38, ARIZONA 28
 N.Y. Giants 17, SEATTLE 12
 GREEN BAY 30, PHILADELPHIA 16
 New England 45, L.A. CHARGERS 0
 KANSAS CITY 22, DENVER 16

Monday, December 7

Washington 23, PITTSBURGH 17
 Buffalo 34, SAN FRANCISCO 24

Tuesday, December 8

BALTIMORE 34, Dallas 17

Byes: Carolina, Tampa Bay

FOURTEENTH WEEK STANDINGS

American Football Conference						
East Division	W	L	T	Pct.	Pts.	OP
Buffalo	10	3	0	.769	359	321
Miami	8	5	0	.615	330	245
New England	6	7	0	.462	277	279
N.Y. Jets	0	13	0	.000	183	393
North Division	W	L	T	Pct.	Pts.	OP
Pittsburgh#	11	2	0	.846	349	237
Cleveland	9	4	0	.692	348	368
Baltimore	8	5	0	.615	363	273
Cincinnati	2	10	1	.192	244	338
South Division	W	L	T	Pct.	Pts.	OP
Indianapolis	9	4	0	.692	372	300
Tennessee	9	4	0	.692	390	336
Houston	4	9	0	.308	295	359
Jacksonville	1	12	0	.077	261	383
West Division	W	L	T	Pct.	Pts.	OP
Kansas City*	12	1	0	.923	403	281
Las Vegas	7	6	0	.538	350	391
Denver	5	8	0	.385	257	347
L.A. Chargers	4	9	0	.308	297	362
National Football Conference						
East Division	W	L	T	Pct.	Pts.	OP
Washington	6	7	0	.462	287	275
N.Y. Giants	5	8	0	.385	238	291
Philadelphia	4	8	1	.346	277	328
Dallas	4	9	0	.308	298	400
North Division	W	L	T	Pct.	Pts.	OP
Green Bay*	10	3	0	.769	410	323
Minnesota	6	7	0	.462	333	355
Chicago	6	7	0	.462	282	291
Detroit	5	8	0	.385	310	389
South Division	W	L	T	Pct.	Pts.	OP
New Orleans#	10	3	0	.769	368	265
Tampa Bay	8	5	0	.615	370	294
Atlanta	4	9	0	.308	328	322
Carolina	4	9	0	.308	307	332
West Division	W	L	T	Pct.	Pts.	OP
L.A. Rams	9	4	0	.692	325	246
Seattle	9	4	0	.692	393	324
Arizona	7	6	0	.538	358	303
San Francisco	5	8	0	.385	300	311

*Clinched division title

#Clinched playoff berth

WEEK 14 RESULTS

Thursday, December 10

L.A. RAMS 24, New England 3

Sunday, December 13

Denver 32, CAROLINA 27
 CHICAGO 36, Houston 7
 Dallas 30, CINCINNATI 7
 Tennessee 31, JACKSONVILLE 10
 Kansas City 33, MIAMI 27
 Arizona 26, N.Y. GIANTS 7
 TAMPA BAY 26, Minnesota 14
 Indianapolis 44, LAS VEGAS 27
 SEATTLE 40, N.Y. Jets 3
 Green Bay 31, DETROIT 24
 L.A. CHARGERS 20, Atlanta 17
 PHILADELPHIA 24, New Orleans 21
 Washington 23, SAN FRANCISCO 15
 BUFFALO 26, Pittsburgh 15

Monday, December 14

Baltimore 47, CLEVELAND 42

FIFTEENTH WEEK STANDINGS

American Football Conference						
East Division	W	L	T	Pct.	Pts.	OP
Buffalo*	11	3	0	.786	407	340
Miami	9	5	0	.643	352	257
New England	6	8	0	.429	289	301
N.Y. Jets	1	13	0	.071	206	413
North Division	W	L	T	Pct.	Pts.	OP
Pittsburgh#	11	3	0	.786	366	264
Cleveland	10	4	0	.714	368	374
Baltimore	9	5	0	.643	403	287
Cincinnati	3	10	1	.250	271	355
South Division	W	L	T	Pct.	Pts.	OP
Indianapolis	10	4	0	.714	399	320
Tennessee	10	4	0	.714	436	361
Houston	4	10	0	.286	315	386
Jacksonville	1	13	0	.071	275	423
West Division	W	L	T	Pct.	Pts.	OP
Kansas City*	13	1	0	.929	435	310
Las Vegas	7	7	0	.500	377	421
Denver	5	9	0	.357	276	395
L.A. Chargers	5	9	0	.357	327	389
National Football Conference						
East Division	W	L	T	Pct.	Pts.	OP
Washington	6	8	0	.429	302	295
N.Y. Giants	5	9	0	.357	244	311
Dallas	5	9	0	.357	339	433
Philadelphia	4	9	1	.321	303	361
North Division	W	L	T	Pct.	Pts.	OP
Green Bay*	11	3	0	.786	434	339
Chicago	7	7	0	.500	315	318
Minnesota	6	8	0	.429	360	388
Detroit	5	9	0	.357	335	435
South Division	W	L	T	Pct.	Pts.	OP
New Orleans#	10	4	0	.714	397	297
Tampa Bay	9	5	0	.643	401	321
Atlanta	4	10	0	.286	355	353
Carolina	4	10	0	.286	323	356
West Division	W	L	T	Pct.	Pts.	OP
Seattle#	10	4	0	.714	413	339
L.A. Rams	9	5	0	.643	345	269
Arizona	8	6	0	.571	391	329
San Francisco	5	9	0	.357	333	352

*Clinched division title

#Clinched playoff berth

WEEK 15 RESULTS

Thursday, December 17

L.A. Chargers 30, LAS VEGAS 27 (OT)

Saturday, December 19

Buffalo 48, DENVER 19
 GREEN BAY 24, Carolina 16

Sunday, December 20

Tampa Bay 31, ATLANTA 27
 BALTIMORE 40, Jacksonville 14
 DALLAS 41, San Francisco 33
 INDIANAPOLIS 27, Houston 20
 MIAMI 22, New England 12
 Chicago 33, MINNESOTA 27
 TENNESSEE 46, Detroit 25
 Seattle 20, WASHINGTON 15
 ARIZONA 33, Philadelphia 26
 N.Y. Jets 23, L.A. RAMS 20
 Kansas City 32, NEW ORLEANS 29
 Cleveland 20, N.Y. GIANTS 6

Monday, December 21

CINCINNATI 27, Pittsburgh 17

2020 WEEK BY WEEK

SIXTEENTH WEEK STANDINGS

American Football Conference

East Division	W	L	T	Pct.	Pts.	OP
Buffalo*	12	3	0	.800	445	349
Miami	10	5	0	.667	378	282
New England	6	9	0	.400	298	339
N.Y. Jets	2	13	0	.133	229	429

North Division	W	L	T	Pct.	Pts.	OP
Pittsburgh*	12	3	0	.800	394	288
Baltimore	10	5	0	.667	430	300
Cleveland	10	5	0	.667	384	397
Cincinnati	4	10	1	.300	308	386

South Division	W	L	T	Pct.	Pts.	OP
Tennessee	10	5	0	.667	450	401
Indianapolis	10	5	0	.667	423	348
Houston	4	11	0	.267	346	423
Jacksonville	1	14	0	.067	292	464

West Division	W	L	T	Pct.	Pts.	OP
Kansas City*	14	1	0	.933	452	324
Las Vegas	7	8	0	.467	402	447
L.A. Chargers	6	9	0	.400	346	405
Denver	5	10	0	.333	292	414

National Football Conference

East Division	W	L	T	Pct.	Pts.	OP
Washington	6	9	0	.400	315	315
Dallas	6	9	0	.400	376	450
N.Y. Giants	5	10	0	.333	257	338
Philadelphia	4	10	1	.300	320	398

North Division	W	L	T	Pct.	Pts.	OP
Green Bay*	12	3	0	.800	474	353
Chicago	8	7	0	.533	356	335
Minnesota	6	9	0	.400	393	440
Detroit	5	10	0	.333	342	482

South Division	W	L	T	Pct.	Pts.	OP
New Orleans*	11	4	0	.733	449	330
Tampa Bay#	10	5	0	.667	448	328
Carolina	5	10	0	.333	343	369
Atlanta	4	11	0	.267	369	370

West Division	W	L	T	Pct.	Pts.	OP
Seattle*	11	4	0	.733	433	348
L.A. Rams	9	6	0	.600	354	289
Arizona	8	7	0	.533	403	349
San Francisco	6	9	0	.400	353	364

*Clinched division title
#Clinched playoff berth

WEEK 16 RESULTS

Friday, December 25

NEW ORLEANS 52, Minnesota 33

Saturday, December 26

Tampa Bay 47, DETROIT 7

San Francisco 20, ARIZONA 12

Miami 26, LAS VEGAS 25

Sunday, December 27

BALTIMORE 27, N.Y. Giants 13

Cincinnati 37, HOUSTON 31

Chicago 41, JACKSONVILLE 17

KANSAS CITY 17, Atlanta 14

N.Y. JETS 23, Cleveland 16

PITTSBURGH 28, Indianapolis 24

L.A. CHARGERS 19, Denver 16

Carolina 20, WASHINGTON 13

DALLAS 37, Philadelphia 17

SEATTLE 20, L.A. Rams 9

GREEN BAY 40, Tennessee 14

Monday, December 28

Buffalo 38, NEW ENGLAND 9

SEVENTEENTH WEEK STANDINGS

American Football Conference

East Division	W	L	T	Pct.	Pts.	OP
Buffalo*	13	3	0	.813	501	375
Miami	10	6	0	.625	404	338
New England	7	9	0	.438	326	353
N.Y. Jets	2	14	0	.125	243	457

North Division	W	L	T	Pct.	Pts.	OP
Pittsburgh*	12	4	0	.750	416	312
Baltimore#	11	5	0	.688	468	303
Cleveland#	11	5	0	.688	408	419
Cincinnati	4	11	1	.281	311	424

South Division	W	L	T	Pct.	Pts.	OP
Tennessee*	11	5	0	.688	491	439
Indianapolis#	11	5	0	.688	451	362
Houston	4	12	0	.250	384	464
Jacksonville	1	15	0	.063	306	492

West Division	W	L	T	Pct.	Pts.	OP
Kansas City*	14	2	0	.875	473	362
Las Vegas	8	8	0	.500	434	478
L.A. Chargers	7	9	0	.438	384	426
Denver	5	11	0	.313	323	446

National Football Conference

East Division	W	L	T	Pct.	Pts.	OP
Washington*	7	9	0	.438	335	329
N.Y. Giants	6	10	0	.375	280	357
Dallas	6	10	0	.375	395	473
Philadelphia	4	11	1	.281	334	418

North Division	W	L	T	Pct.	Pts.	OP
Green Bay*	13	3	0	.813	509	369
Chicago#	8	8	0	.500	372	370
Minnesota	7	9	0	.438	430	475
Detroit	5	11	0	.313	377	519

South Division	W	L	T	Pct.	Pts.	OP
New Orleans*	12	4	0	.750	482	337
Tampa Bay#	11	5	0	.688	492	355
Carolina	5	11	0	.313	350	402
Atlanta	4	12	0	.250	396	414

West Division	W	L	T	Pct.	Pts.	OP
Seattle*	12	4	0	.750	459	371
L.A. Rams#	10	6	0	.625	372	296
Arizona	8	8	0	.500	410	367
San Francisco	6	10	0	.375	376	390

*Clinched division title
#Clinched playoff berth

WEEK 17 RESULTS

Sunday, January 3

BUFFALO 56, Miami 26

Baltimore 38, CINCINNATI 3

CLEVELAND 24, Pittsburgh 22

Minnesota 37, DETROIT 35

NEW ENGLAND 28, N.Y. Jets 14

N.Y. GIANTS 23, Dallas 19

TAMPA BAY 44, Atlanta 27

New Orleans 33, CAROLINA 7

Green Bay 35, CHICAGO 16

Las Vegas 32, DENVER 31

Tennessee 41, HOUSTON 38

INDIANAPOLIS 28, Jacksonville 14

L.A. Chargers 38, KANSAS CITY 21

L.A. RAMS 18, Arizona 7

Seattle 26, SAN FRANCISCO 23

Washington 20, PHILADELPHIA 14

2020 NFL PAID ATTENDANCE BREAKDOWN

Games	Attendance	Average
NFL Preseason Total		
0	—	—
NFL Regular-Season Total		
256	1,004,097	3,922
NFL Postseason Total		
12	81,674	6,806
NFL All Games		
268	1,085,771	4,051

1.1-MILLION CLUB

Prior to the COVID-19 pandemic, during the 2019 regular season, five teams drew more than 1.1 million in paid attendance combined, for both home and road games (see below). That season, Dallas led the NFL in regular-season home (667,377) and combined (1,201,599) paid attendance, while Washington led the regular-season road paid attendance (557,760).

Team	2019		Total Paid Cumulative Attendance
	Total Paid Home Attendance	Total Paid Visiting Attendance	
Dallas	667,377	534,222	1,201,599
Green Bay	622,756	517,765	1,140,521
L.A. Rams	564,862	544,912	1,109,774
N.Y. Giants	597,144	508,601	1,105,745
Philadelphia	547,604	553,501	1,101,105

For complete year-by-year attendance records, see pages 326-328.

2020 PLAYERS OF THE WEEK/MONTH

2020 AFC PLAYERS OF THE WEEK

	Offense	Defense	Special Teams
Week 1	QB Lamar Jackson, Baltimore	CB Casey Hayward, L.A. Chargers	K Daniel Carlson, Las Vegas
Week 2	QB Josh Allen, Buffalo	LB T.J. Watt, Pittsburgh	K Harrison Butker, Kansas City
Week 3	QB Patrick Mahomes, Kansas City	CB Xavier Rhodes, Indianapolis	K Stephen Gostkowski, Tennessee
Week 4	RB Joe Mixon, Cincinnati	DE Myles Garrett, Cleveland	K Brandon McManus, Denver
Week 5	WR Chase Claypool, Pittsburgh	LB Patrick Queen, Baltimore	K Jason Sanders, Miami
Week 6	RB Derrick Henry, Tennessee	DE Calais Campbell, Baltimore	K Brandon McManus, Denver
Week 7	QB Baker Mayfield, Cleveland	DE Jerry Hughes, Buffalo	KR Byron Pringle, Kansas City
Week 8	QB Patrick Mahomes, Kansas City	DE Stephon Tuitt, Pittsburgh	PR/KR Jakeem Grant, Miami
Week 9	QB Josh Allen, Buffalo	DL Jeffery Simmons, Tennessee	K Nick Folk, New England
Week 10	QB Ben Roethlisberger, Pittsburgh	S Jeff Heath, Las Vegas	LB E.J. Speed, Indianapolis
Week 11	QB Deshaun Watson, Houston	DE Olivier Vernon, Cleveland	K Rodrigo Blankenship, Indianapolis
Week 12	WR Tyreek Hill, Kansas City	LB A.J. Klein, Buffalo	K Nick Folk, New England
Week 13	QB Josh Allen, Buffalo	LB Kyle Van Noy, Miami	PR/WR Gunner Olszewski, New England
Week 14	QB Lamar Jackson, Baltimore	CB Kenny Moore, Indianapolis	PR Diontae Spencer, Denver
Week 15	QB Josh Allen, Buffalo	DT DeForest Buckner, Indianapolis	P Tommy Townsend, Kansas City
Week 16	WR Stefon Diggs, Buffalo	CB Mike Hilton, Pittsburgh	K Jason Sanders, Miami
Week 17	RB Derrick Henry, Tennessee	LB Darius Leonard, Indianapolis	DE Maxx Crosby, Las Vegas

2020 AFC PLAYERS OF THE MONTH

	Offense	Defense	Special Teams
September	QB Josh Allen, Buffalo	LB T.J. Watt, Pittsburgh	K Stephen Gostkowski, Tennessee
October	RB Derrick Henry, Tennessee	DE Myles Garrett, Cleveland	K Jason Sanders, Miami
November	QB Patrick Mahomes, Kansas City	LB T.J. Watt, Pittsburgh	K Jason Sanders, Miami
December	QB Josh Allen, Buffalo	DT DeForest Buckner, Indianapolis	K Daniel Carlson, Las Vegas

2020 NFC PLAYERS OF THE WEEK

	Offense	Defense	Special Teams
Week 1	QB Russell Wilson, Seattle	DE Ryan Kerrigan, Washington	P Thomas Morstead, New Orleans
Week 2	QB Dak Prescott, Dallas	LB Micah Kiser, L.A. Rams	P Michael Dickson, Seattle
Week 3	QB Russell Wilson, Seattle	LB Shaquil Barrett, Tampa Bay	K Matt Prater, Detroit
Week 4	QB Tom Brady, New England	LB Za'Darius Smith, Green Bay	RB Mike Boone, Minnesota
Week 5	QB Kyler Murray, Arizona	DL Aaron Donald, L.A. Rams	K Wil Lutz, New Orleans
Week 6	QB Matt Ryan, Atlanta	S Budda Baker, Arizona	K Cairo Santos, Chicago
Week 7	QB Kyler Murray, Arizona	LB Devin White, Tampa Bay	P Johnny Hekker, L.A. Rams
Week 8	RB Dalvin Cook, Minnesota	LB Bobby Wagner, Seattle	K Ryan Succop, Tampa Bay
Week 9	RB Dalvin Cook, Minnesota	LB Foyesade Oluokun, Atlanta	K Graham Gano, N.Y. Giants
Week 10	WR DeAndre Hopkins, Arizona	LB Leonard Floyd, L.A. Rams	K Matt Prater, Detroit
Week 11	WR Robert Woods, L.A. Rams	DE Brian Burns, Carolina	P Tress Way, Washington
Week 12	QB Kirk Cousins, Minnesota	DE Jacob Tuoti-Mariner, Atlanta	K Robbie Gould, San Francisco
Week 13	QB Aaron Rodgers, Green Bay	DL Leonard Williams, N.Y. Giants	K Dustin Hopkins, Washington
Week 14	RB Cam Akers, L.A. Rams	LB Haason Reddick, Arizona	P Tress Way, Washington
Week 15	QB Kyler Murray, Arizona	LB Devin White, Tampa Bay	P Michael Dickson, Seattle
Week 16	RB Alvin Kamara, New Orleans	LB Fred Warner, San Francisco	P Joseph Charlton, Carolina
Week 17	QB Kirk Cousins, Minnesota	DL Leonard Williams, N.Y. Giants	K Ryan Succop, Tampa Bay

2020 NFC PLAYERS OF THE MONTH

	Offense	Defense	Special Teams
September	QB Russell Wilson, Seattle	LB Lavonte David, Tampa Bay	P Jack Fox, Detroit
October	QB Tom Brady, Tampa Bay	S Budda Baker, Arizona	P Johnny Hekker, L.A. Rams
November	RB Dalvin Cook, Minnesota	DE Cameron Jordan, New Orleans	K Younghoe Koo, Atlanta
December	QB Aaron Rodgers, Green Bay	DE Chase Young, Washington	K Cairo Santos, Chicago

2020 NFL ROOKIES OF THE MONTH

	Offense (College)	Defense (College)
September	RB James Robinson, Jacksonville (Illinois State)	S Antoine Winfield, Tampa Bay (Minnesota)
October	QB Justin Herbert, L.A. Chargers (Oregon)	S Jeremy Chinn, Carolina (Southern Illinois)
November	QB Justin Herbert, L.A. Chargers (Oregon)	S Jeremy Chinn, Carolina (Southern Illinois)
December	RB Jonathan Taylor, Indianapolis (Wisconsin)	DE Chase Young, Washington (Ohio State)

2020 PRO FOOTBALL AWARDS/ALL-PRO TEAMS

2020 PRO FOOTBALL AWARDS

ASSOCIATED PRESS

Most Valuable Player	Aaron Rodgers
Offensive Player of the Year	Derrick Henry
Defensive Player of the Year	Aaron Donald
Offensive Rookie of the Year	Justin Herbert
Defensive Rookie of the Year	Chase Young
Comeback Player of the Year	Alex Smith
Coach of the Year	Kevin Stefanski
Assistant Coach of the Year	Brian Daboll

THE SPORTING NEWS

Offensive Player of the Year	Patrick Mahomes
Defensive Player of the Year	Aaron Donald
Rookie of the Year	Justin Jefferson
Comeback Player of the Year	Alex Smith
Coach of the Year	Kevin Stefanski
Coordinator of the Year	Eric Bieniemy

PRO FOOTBALL WRITERS OF AMERICA (PFWA)

Most Valuable Player	Aaron Rodgers
Offensive Player of the Year	Derrick Henry
Defensive Player of the Year	Aaron Donald
Rookie of the Year	Justin Herbert
Offensive Rookie of the Year	Justin Herbert
Defensive Rookie of the Year	Chase Young
Comeback Player of the Year	Alex Smith
Most Improved Player of the Year	Josh Allen
Coach of the Year	Kevin Stefanski
Assistant Coach of the Year	Brian Daboll
Executive of the Year	Brandon Beane

SUPER BOWL LV MOST VALUABLE PLAYER

Pete Rozelle Trophy	Tom Brady
---------------------	-----------

WALTER PAYTON NFL MAN OF THE YEAR

Man of the Year	Russell Wilson
-----------------	----------------

ART ROONEY SPORTSMANSHIP AWARD

Art Rooney Sportsmanship Award	Teddy Bridgewater
--------------------------------	-------------------

DEACON JONES AWARD

2020 Leader in Quarterback Sacks	T.J. Watt
----------------------------------	-----------

2021 PRO BOWL MOST VALUABLE PLAYERS

Pro Bowl Offensive MVP	(game cancelled)
Pro Bowl Defensive MVP	(game cancelled)

FEDEX AIR & GROUND NFL PLAYERS OF THE YEAR

FedEx Air NFL Player of the Year	Aaron Rodgers
FedEx Ground NFL Player of the Year	Derrick Henry

PEPSI NEXT ROOKIE OF THE YEAR

Rookie of the Year	Justin Herbert
--------------------	----------------

DAILY FANTASY POY PRESENTED BY DRAFTKINGS

Daily Fantasy Player of the Year	Josh Allen
----------------------------------	------------

SALUTE TO SERVICE AWARD PRESENTED BY USAA

Salute to Service	Steve Cannon
-------------------	--------------

BRIDGESTONE CLUTCH PERFORMANCE PLAY OF THE YEAR

Play of the Year	Arizona Cardinals ("Hail Murray")
------------------	--------------------------------------

BUD LIGHT CELLY OF THE YEAR

Celebration of the Year	Pittsburgh Steelers ("Birthday Celebration")
-------------------------	---

SNICKERS HUNGRIEST PLAYER OF THE YEAR

Hungriest Player of the Year	Kyler Murray
------------------------------	--------------

DON SHULA HIGH SCHOOL COACH OF THE YEAR

High School Coach of the Year	(not awarded)
-------------------------------	---------------

2020 ALL-PRO TEAMS

2020 PFWA ALL-PRO TEAM

Selected by Professional Football Writers of America

Offense:

Aaron Rodgers, Green Bay	Quarterback
Dalvin Cook, Minnesota	Running Back
Derrick Henry, Tennessee	Running Back
Davante Adams, Green Bay	Wide Receiver
Stefon Diggs, Buffalo	Wide Receiver
Travis Kelce, Kansas City	Tight End
David Bakhtiari, Green Bay	Tackle
Jack Conklin, Cleveland	Tackle
Joel Bitonio, Cleveland	Guard
Quenton Nelson, Indianapolis	Guard
Corey Linsley, Green Bay	Center

Defense:

Myles Garrett, Cleveland	Defensive End
Trey Hendrickson, New Orleans	Defensive End
DeForest Buckner, Indianapolis	Defensive Tackle
Aaron Donald, Los Angeles Rams	Defensive Tackle
Khailil Mack, Chicago	Outside Linebacker
T.J. Watt, Pittsburgh	Outside Linebacker
Fred Warner, San Francisco	Middle Linebacker
Xavien Howard, Miami	Cornerback
Jalen Ramsey, Los Angeles Rams	Cornerback
Minkah Fitzpatrick, Pittsburgh	Safety
Tyrann Mathieu, Kansas City	Safety

Special Teams:

Justin Tucker, Baltimore	Kicker
Jake Bailey, New England	Punter
Cordarrelle Patterson, Chicago	Kick Returner
Gunner Olszewski, New England	Punt Returner
George Odum, Indianapolis	Special Teams Player

2020 ALL-PRO TEAMS

2020 ASSOCIATED PRESS ALL-PRO TEAM

Selected by the Associated Press:

Offense:

Aaron Rodgers, Green Bay	Quarterback
Derrick Henry, Tennessee	Running Back
Travis Kelce, Kansas City	Tight End
Davante Adams, Green Bay	Wide Receiver
Stefon Diggs, Buffalo	Wide Receiver
Tyreek Hill, Kansas City	Wide Receiver
David Bakhtiari, Green Bay	Tackle
Jack Conklin, Cleveland	Tackle
Quenton Nelson, Indianapolis	Guard
Brandon Scherff, Washington	Guard
Corey Linsley, Green Bay	Center

Defense:

Myles Garrett, Cleveland	EDGE
T.J. Watt, Pittsburgh	EDGE
DeForest Buckner, Indianapolis	Interior Lineman
Aaron Donald, Los Angeles Rams	Interior Lineman
Darius Leonard, Indianapolis	Linebacker
Bobby Wagner, Seattle	Linebacker
Fred Warner, San Francisco	Linebacker
Xavien Howard, Miami	Cornerback
Jalen Ramsey, Los Angeles Rams	Cornerback
Budda Baker, Arizona	Safety
Minkah Fitzpatrick, Pittsburgh	Safety
Tyrann Mathieu, Kansas City	Safety

Special Teams:

Jason Sanders, Miami	Kicker
Jake Bailey, New England	Punter
Cordarrelle Patterson, Chicago	Kick Returner
Gunner Olszewski, New England	Punt Returner
George Odum, Indianapolis	Special Teams Player
Morgan Cox, Baltimore	Long Snapper

2020 PFWA ALL-ROOKIE TEAM

Selected by Professional Football Writers of America

Offense:

Justin Herbert, Los Angeles Chargers	Quarterback
James Robinson, Jacksonville	Running Back
Jonathan Taylor, Indianapolis	Running Back
Chase Claypool, Pittsburgh	Wide Receiver
Justin Jefferson, Minnesota	Wide Receiver
Harrison Bryant, Cleveland	Tight End
Lloyd Cushenberry, Denver	Center
Damien Lewis, Seattle	Guard
Mike Onwenu, New England	Guard
Jedrick Wills, Cleveland	Tackle
Tristan Wirfs, Tampa Bay	Tackle

Defense:

Derrick Brown, Carolina	Defensive Lineman
Raekwon Davis, Miami	Defensive Lineman
Javon Kinlaw, San Francisco	Defensive Lineman
Chase Young, Washington	Defensive Lineman
Kenneth Murray, Los Angeles Chargers	Linebacker
Patrick Queen, Baltimore	Linebacker
Isaiah Simmons, Arizona	Linebacker
Cameron Dantzler, Minnesota	Cornerback
L'Jarius Sneed, Kansas City	Cornerback
Jeremy Chinn, Carolina	Safety
Antoine Winfield, Tampa Bay	Safety

Special Teams:

Rodrigo Blankenship, Indianapolis	Kicker
Tommy Townsend, Kansas City	Punter
Isaiah Rodgers, Indianapolis	Kick Returner
James Proche, Baltimore	Punt Returner
Jordan Glasgow, Indianapolis	Special Teams Player

2020 ALL-NFL TEAM

Selected by the Professional Football Writers of America

Offense:

Aaron Rodgers, Green Bay	Quarterback
Dalvin Cook, Minnesota	Running Back
Derrick Henry, Tennessee	Running Back
Davante Adams, Green Bay	Wide Receiver
Stefon Diggs, Buffalo	Wide Receiver
Travis Kelce, Kansas City	Tight End
Corey Linsley, Green Bay	Center
Joel Bitonio, Cleveland	Guard
Quenton Nelson, Indianapolis	Guard
David Bakhtiari, Green Bay	Tackle
Jack Conklin, Cleveland	Tackle

Defense:

Myles Garrett, Cleveland	Defensive End
Trey Hendrickson, New Orleans	Defensive End
DeForest Buckner, Indianapolis	Defensive Tackle
Aaron Donald, Los Angeles Rams	Defensive Tackle
Khalil Mack, Chicago	Outside Linebacker
T.J. Watt, Pittsburgh	Outside Linebacker
Fred Warner, San Francisco	Middle Linebacker
Xavien Howard, Miami	Cornerback
Jalen Ramsey, Los Angeles Rams	Cornerback
Minkah Fitzpatrick, Pittsburgh	Safety
Tyrann Mathieu, Kansas City	Safety

Special Teams:

Justin Tucker, Baltimore	Kicker
Jake Bailey, New England	Punter
Cordarrelle Patterson, Chicago	Kick Returner
Gunner Olszewski, New England	Punt Returner
George Odum, Indianapolis	Special Teams Player

2020 BEST PERFORMANCES**TEN BEST RUSHING PERFORMANCES, 2020**

	Att.	Yards	TD
1. Jonathan Taylor Indianapolis vs. Jacksonville, Jan. 3	30	253	2
2. Derrick Henry Tennessee vs. Houston, Jan. 3	34	250	2
3. Derrick Henry Tennessee vs. Jacksonville, Dec. 13	26	215	2
4. Derrick Henry Tennessee vs. Houston, Oct. 18	22	212	2
5. Dalvin Cook Minnesota vs. Detroit, Nov. 8	22	206	2
6. Ronald Jones Tampa Bay vs. Carolina, Nov. 15	23	192	1
7. Jeff Wilson San Francisco vs. Arizona, Dec. 26	22	183	0
8. Dalvin Cook Minnesota vs. Tennessee, Sept. 27	22	181	1
9. Derrick Henry Tennessee vs. Indianapolis, Nov. 29	27	178	3
10. Cam Akers Los Angeles Rams vs. New England, Dec. 10	29	171	0

There were 89 100-yard rushing performances in 2020.

MOST 100-YARD RUSHING PERFORMANCES, 2020

Player, Team	100-Yd. Games
Derrick Henry, Tennessee	10
Dalvin Cook, Minnesota	8
Nick Chubb, Cleveland	6
Ronald Jones, Tampa Bay	4
James Robinson, Jacksonville	4
James Conner, Pittsburgh	3
Damien Harris, New England	3
Aaron Jones, Green Bay	3
David Montgomery, Chicago	3
Jonathan Taylor, Indianapolis	3
J.K. Dobbins, Baltimore	2
Kenyan Drake, Arizona	2
Clyde Edwards-Helaire, Kansas City	2
Ezekiel Elliott, Dallas	2
Antonio Gibson, Washington	2
Melvin Gordon, Denver	2
Lamar Jackson, Baltimore	2
Josh Jacobs, Las Vegas	2
Miles Sanders, Philadelphia	2
Jeff Wilson, San Francisco	2
22 players tied with	1

TEN BEST PASSING PERFORMANCES, 2020

	Att.	Comp.	Yds.	TD
1. Dak Prescott Dallas vs. Cleveland, Oct. 4	58	41	502	4
2. Dak Prescott Dallas vs. Seattle, Sept. 27	57	37	472	3
3. Patrick Mahomes Kansas City vs. Tampa Bay, Nov. 29	49	37	462	3
4. Matt Ryan Atlanta vs. Seattle, Sept. 13	54	37	450	2
Dak Prescott Dallas vs. Atlanta, Sept. 20	47	34	450	1
6. Patrick Mahomes Kansas City vs. New York Jets, Nov. 1	42	31	416	5
7. Josh Allen Buffalo vs. Miami, Sept. 20	35	24	415	4
8. Josh Allen Buffalo vs. Seattle, Nov. 8	38	31	415	3
9. Joe Burrow Cincinnati vs. Cleveland, Oct. 25	47	35	406	3
Kyler Murray Arizona vs. Philadelphia, Dec. 20	36	27	406	3

There were 132 300-yard passing performances in 2020.

MOST 300-YARD PASSING PERFORMANCES, 2020

Player, Team	300-Yd. Games
Deshawn Watson, Houston	10
Patrick Mahomes, Kansas City	9
Josh Allen, Buffalo	8
Justin Herbert, Los Angeles Chargers	8
Tom Brady, Tampa Bay	7
Derek Carr, Las Vegas	6
Jared Goff, Los Angeles Rams	6
Joe Burrow, Cincinnati	5
Kirk Cousins, Minnesota	5
Aaron Rodgers, Green Bay	5
Ben Roethlisberger, Pittsburgh	5
Matt Ryan, Atlanta	5
Russell Wilson, Seattle	5
Drew Brees, New Orleans	3
Teddy Bridgewater, Carolina	3
Ryan Fitzpatrick, Miami	3
Gardner Minshew, Jacksonville	3
Kyler Murray, Arizona	3
Dak Prescott, Dallas	3
Philip Rivers, Indianapolis	3
Matthew Stafford, Detroit	3
Ryan Tannehill, Tennessee	3
Jalen Hurts, Philadelphia	2
Drew Lock, Denver	2
Baker Mayfield, Cleveland	2
Nick Mullens, San Francisco	2
Cam Newton, New England	2
Alex Smith, Washington	2
Tua Tagovailoa, Miami	2
Seven players tied with	1

2020 BEST PERFORMANCES

TEN BEST RECEIVING PERFORMANCES, 2020

	No.	Yards	TD
1. Tyreek Hill Kansas City vs. Tampa Bay, Nov. 29	13	269	3
2. Tyler Lockett Seattle vs. Arizona, Oct. 25	15	200	3
Darren Waller Las Vegas vs. New York Jets, Dec. 6	13	200	2
4. Davante Adams Green Bay vs. Houston, Oct. 25	13	196	2
5. Richie James San Francisco vs. Green Bay, Nov. 5	9	184	1
6. George Kittle San Francisco vs. Philadelphia, Oct. 4	15	183	1
7. Corey Davis Tennessee vs. Cleveland, Dec. 6	11	182	1
8. Mike Evans Tampa Bay vs. Detroit, Dec. 26	10	181	2
9. Marvin Jones Detroit vs. Minnesota, Jan. 3	8	180	2
10. Julian Edelman New England vs. Seattle, Sept. 20	8	179	0

There were 205 100-yard receiving performances in 2020.

MOST 100-YARD RECEIVING PERFORMANCES, 2020

Player, Team	100-Yd. Games
Calvin Ridley, Atlanta	8
Davante Adams, Green Bay	7
Stefon Diggs, Buffalo	7
DeAndre Hopkins, Arizona	7
Justin Jefferson, Minnesota	7
Travis Kelce, Kansas City	6
Cole Beasley, Buffalo	5
Corey Davis, Tennessee	5
Will Fuller, Houston	5
DK Metcalf, Seattle	5
Darren Waller, Las Vegas	5
Keenan Allen, L.A. Chargers	4
A.J. Brown, Tennessee	4
Amari Cooper, Dallas	4
Mike Evans, Tampa Bay	4
D.J. Moore, Carolina	4
Allen Robinson, Chicago	4
Nelson Agholor, Las Vegas	3
Robby Anderson, Carolina	3
Brandin Cooks, Houston	3
Jamison Crowder, N.Y. Jets	3
Tyreek Hill, Kansas City	3
Julio Jones, Atlanta	3
Marvin Jones, Detroit	3
Cooper Kupp, L.A. Rams	3
Terry McLaurin, Washington	3
DeVante Parker, Miami	3
Tim Patrick, Denver	3
Curtis Samuel, Carolina	3
Adam Thielen, Minnesota	3
Brandon Aiyuk, San Francisco	2
Tyler Boyd, Cincinnati	2
Chase Claypool, Pittsburgh	2
Michael Gallup, Dallas	2
Kenny Golladay, Detroit	2
Tee Higgins, Cincinnati	2
Jerry Jeudy, Denver	2
Diontae Johnson, Pittsburgh	2
George Kittle, San Francisco	2
CeeDee Lamb, Dallas	2
Tyler Lockett, Seattle	2
Jakobi Meyers, New England	2
Darius Slayton, N.Y. Giants	2
Michael Thomas, New Orleans	2
Mike Williams, L.A. Chargers	2
Robert Woods, L.A. Rams	2
43 players tied with	1

TOP QUARTERBACK SACK PERFORMANCES, 2020

	No.
1. Haason Reddick Arizona vs. New York Giants, Dec. 13	5.0
2. Aaron Donald Los Angeles Rams vs. Washington, Oct. 11	4.0
3. Joey Bosa Los Angeles Chargers vs. Buffalo, Nov. 29	3.0
DeForest Buckner Indianapolis vs. Houston, Dec. 20	3.0
Calais Campbell Baltimore vs. Philadelphia, Oct. 18	3.0
Leonard Floyd Los Angeles Rams vs. Seattle, Nov. 15	3.0
Justin Houston Indianapolis vs. Houston, Dec. 6	3.0
Cameron Jordan New Orleans vs. Atlanta, Nov. 22	3.0
Troy Reeder Los Angeles Rams vs. Washington, Oct. 11	3.0
Aldon Smith Dallas vs. Seattle, Sept. 27	3.0
Za'Darius Smith Green Bay vs. Atlanta, Oct. 5	3.0
Kyle Van Noy Miami vs. Cincinnati, Dec. 6	3.0
Olivier Vernon Cleveland vs. Philadelphia, Nov. 22	3.0
Devin White Tampa Bay vs. Las Vegas, Oct. 25	3.0
Devin White Tampa Bay vs. Atlanta, Dec. 20	3.0
Leonard Williams New York Giants vs. Dallas, Jan 3	3.0

There were 16 three-plus-sack performances in 2020.

MOST THREE-SACK PERFORMANCES, 2020

Player, Team	Three-Plus-Sack Games
Devin White, Tampa Bay	2
Joey Bosa, Los Angeles Chargers	1
DeForest Buckner, Indianapolis	1
Calais Campbell, Baltimore	1
Aaron Donald, Los Angeles Rams	1
Leonard Floyd, Los Angeles Rams	1
Justin Houston, Indianapolis	1
Cameron Jordan, New Orleans	1
Haason Reddick, Arizona	1
Troy Reeder, Los Angeles Rams	1
Aldon Smith, Dallas	1
Za'Darius Smith, Green Bay	1
Kyle Van Noy, Miami	1
Olivier Vernon, Cleveland	1
Leonard Williams, New York Giants	1

For week-by-week listings of top performances from 1970 to the present, please visit www.NFL.com/stats/topperformers.

2020 TEAM STATISTICS

AMERICAN FOOTBALL CONFERENCE OFFENSE

	Balt.	Buff.	Cin.	Clev.	Denv.	Hou.	Ind.	Jax	K.C.	L.V.	LA-C	Miami	N.E.	NYJ	Pitt.	Tenn.	
First Downs	327	397	318	355	308	326	364	310	397	359	373	345	332	269	322	381	
Rushing	166	119	92	133	94	83	129	80	110	121	111	100	143	94	81	142	
Passing	142	240	201	195	176	222	201	205	255	206	226	207	157	146	206	203	
Penalty	19	38	25	27	38	21	34	25	32	32	36	38	32	29	35	36	
Rushes	555	411	411	495	442	344	459	337	403	457	466	428	502	406	373	521	
Net Yds. Gained	3071	1723	1668	2374	1918	1466	1996	1519	1799	1916	1784	1688	2346	1683	1351	2690	
Avg. Gain	5.5	4.2	4.1	4.8	4.3	4.3	4.3	4.5	4.5	4.2	3.8	3.9	4.7	4.1	3.6	5.2	
Avg. Yds. per Game	191.9	107.7	104.3	148.4	119.9	91.6	124.8	94.9	112.4	119.8	111.5	105.5	146.6	105.2	84.4	168.1	
Passes Attempted	406	596	581	501	556	546	552	616	630	551	627	559	440	499	656	485	
Completed	257	410	372	315	317	383	371	387	420	369	413	370	283	292	428	316	
% Completed	63.3	68.8	64.0	62.9	57.0	70.1	67.2	62.8	66.7	67.0	65.9	66.2	64.3	58.5	65.2	65.2	
Total Yds. Gained	2919	4786	3793	3701	3673	4843	4186	3955	5005	4383	4548	3937	3124	3115	4129	3826	
Times Sacked	32	27	48	26	32	50	21	44	24	28	34	34	37	43	14	25	
Yds. Lost	180	166	345	162	222	305	133	256	151	166	219	201	234	319	126	173	
Net Yds. Gained	2739	4620	3448	3539	3451	4538	4053	3699	4854	4217	4329	3736	2890	2796	4003	3653	
Avg. Yds. per Game	171.2	288.8	215.5	221.2	215.7	283.6	253.3	231.2	303.4	263.6	270.6	233.5	180.6	174.8	250.2	228.3	
Net Yds. per Pass Play	6.25	7.42	5.48	6.72	5.87	7.61	7.07	5.60	7.42	7.28	6.55	6.3	6.06	5.16	5.97	7.16	
Yds. Gained per Comp.	11.36	11.67	10.20	11.75	11.59	12.64	11.28	10.22	11.92	11.88	11.01	10.64	11.04	10.67	9.65	12.11	
Combined Net																	
Yds. Gained	5810	6343	5116	5913	5369	6004	6049	5218	6653	6133	6113	5424	5236	4479	5354	6343	
% Total Yds. Rushing	52.9	27.2	32.6	40.1	35.7	24.4	33.0	29.1	27.0	31.2	29.2	31.1	44.8	37.6	25.2	42.4	
% Total Yds. Passing	47.1	72.8	67.4	59.9	64.3	75.6	67.0	70.9	73.0	68.8	70.8	68.9	55.2	62.4	74.8	57.6	
Avg. Yds. per Game	363.1	396.4	319.8	369.6	335.6	375.3	378.1	326.1	415.8	383.3	382.1	339	327.3	279.9	334.6	396.4	
Ball Control Plays	993	1034	1040	1022	1030	940	1032	997	1057	1036	1127	1021	979	948	1043	1031	
Avg. Yds. per Play	5.9	6.1	4.9	5.8	5.2	6.4	5.9	5.2	6.3	5.9	5.4	5.3	5.3	4.7	5.1	6.2	
Avg. Time of Poss.	31:21	31:45	30:50	30:54	28:59	27:12	31:01	27:37	30:16	30:48	31:14	31:17	28:58	27:54	30:49	28:28	
Third Down Efficiency	48.8	49.7	36.2	44.9	38.7	43.0	39.6	40.6	49.0	46.0	44.2	38.6	40.9	34	42.2	46.2	
Had Intercepted	11	11	11	8	23	7	11	16	7	10	10	13	14	14	11	7	
Yds. Opp Returned	58	139	23	127	336	106	109	144	135	266	146	115	256	121	221	81	
Ret. by Opp. for TD	2	0	0	1	2	0	1	0	0	2	0	1	2	3	1	0	
Punts	53	41	71	51	66	55	49	65	52	44	60	68	55	82	77	50	
Yds. Punted	2368	2082	3350	2244	3040	2531	2216	3051	2339	1939	2669	3040	2678	3598	3470	2256	
Avg. Yds. per Punt	44.7	50.8	47.2	44.0	46.1	46.0	45.2	46.9	45.0	44.1	44.5	44.7	48.7	43.9	45.1	45.1	
Punt Returns	27	31	23	24	20	20	31	18	28	23	18	32	23	10	37	23	
Yds. Returned	244	370	232	115	267	158	312	205	163	265	100	354	357	86	356	208	
Avg. Yds. per Return	9.0	11.9	10.1	4.8	13.4	7.9	10.1	11.4	5.8	11.5	5.6	11.1	15.5	8.6	9.6	9	
Returned for TD	0	1	0	0	1	0	0	1	1	0	0	1	1	0	0	0	
Kickoff Returns	23	36	31	36	27	36	43	30	25	22	42	12	31	41	29	38	
Yds. Returned	613	995	764	795	557	722	1111	614	646	418	924	215	717	811	670	767	
Avg. Yds. per Return	26.7	27.6	24.6	22.1	20.6	20.1	25.8	20.5	25.8	19.0	22.0	17.9	23.1	19.8	23.1	20.2	
Returned for TD	1	0	1	0	0	0	1	0	1	0	0	0	0	0	0	1	
Fumbles	25	18	20	23	23	21	8	16	19	24	16	17	19	8	22	15	
Lost	7	11	13	8	9	11	4	9	9	16	6	7	5	5	7	5	
Out of Bounds	4	2	2	1	3	4	2	2	4	2	1	1	3	1	3	1	
Own Rec. for TD	0	0	0	0	0	0	0	0	0	0	0	0	0	0	0	1	
Opp. Rec. by	12	11	6	10	6	6	10	5	6	5	7	10	4	9	9	8	
Opp. Rec. for TD	3	1	0	0	0	0	0	0	0	0	0	2	1	0	0	1	
Penalties	104	102	83	100	81	80	94	107	105	98	85	74	62	101	81	86	
Yds. Penalized	961	941	675	870	670	619	899	1071	919	856	710	635	534	952	691	783	
Total Points Scored	468	501	311	408	323	384	451	306	473	434	384	404	326	243	416	491	
Total TDs	55	60	33	50	35	44	50	37	57	48	45	42	36	26	50	62	
TDs Rushing	24	16	13	21	13	10	20	9	13	20	12	15	20	9	12	26	
TDs Passing	27	40	19	27	21	33	24	25	40	28	31	24	12	16	35	33	
TDs on Ret. and Rec.	4	4	1	2	1	1	6	3	4	0	2	3	4	1	3	3	
Extra Point Kicks	52	57	32	43	25	37	43	24	48	45	36	36	30	20	41	51	
Extra Point Kicks Att.	53	59	33	48	30	40	45	28	54	47	39	36	33	24	45	53	
2Pt Conversions	2	0	0	2	2	2	1	3	3	3	1	2	4	1	1	2	4
2Pt Conversions Att.	2	1	0	2	5	4	5	9	3	1	5	6	3	2	5	7	
Safetyies	2	0	0	2	0	0	3	0	1	0	1	0	0	1	1	0	
Field Goals Made	26	28	27	19	28	27	32	18	25	33	24	36	26	21	23	20	
Field Goals Attempted	29	34	34	24	35	31	37	25	27	35	33	39	28	28	24	28	
% Successful	89.7	82.4	79.4	79.2	80.0	87.1	86.5	72.0	92.6	94.3	72.7	92.3	92.9	75	95.8	71.4	

2020 TEAM STATISTICS

AMERICAN FOOTBALL CONFERENCE DEFENSE

	Balt.	Buff.	Cin.	Clev.	Denv.	Hou.	Ind.	Jax	K.C.	L.V.	LA-C	Miami	N.E.	NYJ	Pitt.	Tenn.
First Downs	347	351	343	352	333	390	329	394	353	381	324	336	339	381	281	391
Rushing	96	125	126	116	106	145	94	140	113	114	112	113	131	100	94	113
Passing	213	199	192	214	201	222	203	210	202	223	186	193	187	235	163	247
Penalty	38	27	25	22	26	23	32	44	38	44	26	30	21	46	24	31
Rushes	382	414	463	412	434	493	390	517	433	438	427	412	464	445	414	427
Net Yds. Gained	1740	1914	2368	1773	2080	2564	1448	2452	1954	2013	1917	1862	2103	1792	1783	1933
Avg. Gain	4.6	4.6	5.1	4.3	4.8	5.2	3.7	4.7	4.5	4.6	4.5	4.5	4.5	4	4.3	4.5
Avg. Yds. per Game	108.8	119.6	148.0	110.8	130.0	160.3	90.5	153.3	122.1	125.8	119.8	116.4	131.4	112	111.4	120.8
Passes Attempted	596	573	541	585	567	541	562	533	557	580	543	545	494	605	526	630
Completed	380	369	340	371	374	377	369	370	349	370	340	343	333	418	298	423
% Completed	63.8	64.4	62.8	63.4	66.0	69.7	65.7	69.4	62.7	63.8	62.6	62.9	67.4	69.1	56.7	67.1
Total Yds. Gained	3808	3946	3942	4224	4089	4325	4127	4322	3968	4341	3715	4373	3722	4595	3494	4593
Times Sacked	39	38	17	38	42	34	40	18	32	21	27	41	24	31	56	19
Yds. Lost	272	220	83	262	282	221	261	91	189	129	137	349	165	186	384	154
Net Yds. Gained	3536	3726	3859	3962	3807	4104	3866	4231	3779	4212	3578	4024	3557	4409	3110	4439
Avg. Yds. per Game	221.0	232.9	241.2	247.6	237.9	256.5	241.6	264.4	236.2	263.3	223.6	251.5	222.3	275.6	194.4	277.4
Net Yds. per Pass Play	5.57	6.10	6.92	6.36	6.25	7.14	6.42	7.68	6.42	7.01	6.28	6.87	6.87	6.93	5.34	6.84
Yds. Gained per Comp.	10.02	10.69	11.59	11.39	10.93	11.47	11.18	11.68	11.37	11.73	10.93	12.75	11.18	10.99	11.72	10.86
Combined Net																
Yds. Gained	5276	5640	6227	5735	5887	6668	5314	6683	5733	6225	5495	5886	5660	6201	4893	6372
% Total Yds. Rushing	33.0	33.9	38.0	30.9	35.3	38.5	27.2	36.7	34.1	32.3	34.9	31.6	37.2	28.9	36.4	30.3
% Total Yds. Passing	67.0	66.1	62.0	69.1	64.7	61.5	72.8	63.3	65.9	67.7	65.1	68.4	62.8	71.1	63.6	69.7
Avg. Yds. per Game	329.8	352.5	389.2	358.4	367.9	416.8	332.1	417.7	358.3	389.1	343.4	367.9	353.8	387.6	305.8	398.3
Ball Control Plays	1017	1025	1021	1035	1043	1068	992	1068	1022	1039	997	998	982	1081	996	1076
Avg. Yds. per Play	5.2	5.5	6.1	5.5	5.6	6.2	5.4	6.3	5.6	6.0	5.5	5.9	5.8	5.7	4.9	5.9
Avg. Time of Poss.	28:39	28:15	29:10	29:06	31:01	32:48	28:59	32:23	29:44	29:12	28:46	28:43	31:02	32:06	29:11	31:32
Third Down Efficiency	34.0	39.8	43.3	43.9	40.2	47.5	42.4	43.4	41.0	48.8	31.2	41.0	44.6	37.4	41.9	51.9
Intercepted By	10	15	11	11	10	3	15	12	16	10	12	18	18	10	18	15
Yds. Returned By	78	184	84	214	130	19	266	200	259	156	217	146	162	134	169	189
Returned for TD	0	2	0	2	0	1	4	1	2	0	2	0	1	1	3	0
Punts	61	63	59	50	63	51	64	49	57	48	61	66	52	54	81	45
Yds. Punted	2838	2896	2797	2171	2829	2285	2832	2090	2647	2192	2893	3036	2390	2272	3701	2147
Avg. Yds. per Punt	46.5	46.0	47.4	43.4	44.9	44.8	44.3	42.7	46.4	45.7	47.4	46	46	42.1	45.7	47.7
Punt Returns	19	16	29	25	28	19	23	26	15	14	37	24	12	38	32	20
Yds. Returned	108	138	170	229	226	128	177	196	119	133	564	297	71	446	320	171
Avg. Yds. per Return	5.7	8.6	5.9	9.2	8.1	6.7	7.7	7.5	7.9	9.5	15.2	12.4	5.9	11.7	10	8.6
Returned for TD	0	0	0	0	0	0	0	0	0	0	1	2	0	0	0	0
Kickoff Returns	30	30	18	38	21	34	51	25	23	32	34	24	32	27	41	37
Yds. Returned	634	537	415	998	627	705	1087	469	549	748	913	376	680	670	908	823
Avg. Yds. per Return	21.1	17.9	23.1	26.3	29.9	20.7	21.3	18.8	23.9	23.4	26.9	15.7	21.3	24.8	22.1	22.2
Returned for TD	0	0	0	1	1	0	1	0	1	0	0	0	0	0	0	0
Fumbles	33	22	14	23	16	11	19	17	16	10	15	20	11	22	18	21
Lost	12	11	6	10	6	6	10	5	6	5	7	11	4	9	9	8
Out of Bounds	7	0	4	0	1	1	1	2	6	2	2	2	1	2	2	2
Own Rec. for TD	1	0	0	1	0	0	0	0	0	0	0	0	0	0	0	0
Opp. Rec. by	7	11	13	8	9	11	4	9	9	16	6	7	4	5	7	5
Opp. Rec. for TD	0	0	2	0	1	1	1	0	0	1	0	0	0	0	0	0
Penalties	77	86	99	84	106	76	86	78	97	95	94	85	82	99	103	103
Yds. Penalized	646	728	795	690	952	678	755	710	760	915	869	805	639	899	980	840
Total Points Scored	303	375	424	419	446	464	362	492	362	478	426	338	353	457	312	439
Total TDs	37	44	47	50	47	55	43	57	44	55	49	41	41	53	36	55
TDs Rushing	12	21	13	16	22	24	16	23	14	24	17	17	17	16	13	18
TDs Passing	22	23	32	31	21	30	24	34	29	28	29	21	22	34	22	36
TDs on Ret. and Rec.	3	0	2	3	4	1	3	0	1	3	3	3	2	3	1	1
Extra Point Kicks	25	32	43	38	41	49	41	51	38	44	40	39	37	50	32	42
Extra Point Kicks Att.	30	37	44	41	44	50	41	55	40	48	44	41	39	52	33	47
2Pt Conversions	4	5	0	5	1	3	2	1	1	4	3	0	2	0	2	1
2Pt Conversions Att.	6	7	3	9	3	4	2	2	4	6	5	0	2	1	3	8
Safeties	0	0	0	1	2	2	1	2	2	0	1	1	0	1	0	1
Field Goals Made	16	23	33	23	39	25	19	31	18	32	28	17	22	29	20	21
Field Goals Attempted	24	25	38	27	42	31	23	39	26	39	32	23	27	35	24	23
% Successful	66.7	92.0	86.8	85.2	92.9	80.6	82.6	79.5	69.2	82.1	87.5	73.9	81.5	82.9	83.3	91.3

2020 TEAM STATISTICS

NATIONAL FOOTBALL CONFERENCE OFFENSE

	Ariz.	Atl.	Car.	Chi.	Dal.	Det.	G.B.	LA-R	Minn.	N.O.	NY-G	Phil.	S.F.	Sea.	T.B.	Wash.
First Downs	381	366	335	335	371	350	358	352	383	367	297	336	350	356	364	322
Rushing	136	86	110	93	115	93	114	123	139	147	91	114	101	111	82	108
Passing	211	243	192	218	231	220	216	206	212	199	178	177	217	216	238	184
Penalty	34	37	33	24	25	37	28	23	32	21	28	45	32	29	44	30
Rushes	479	409	407	393	430	367	443	473	468	494	399	403	437	411	369	400
Net Yds. Gained	2237	1532	1704	1647	1788	1499	2118	2018	2283	2265	1768	2027	1889	1971	1519	1611
Avg. Gain	4.7	3.7	4.2	4.2	4.2	4.1	4.8	4.3	4.9	4.6	4.4	5	4.3	4.8	4.1	4
Avg. Yds. per Game	139.8	95.8	106.5	102.9	111.8	93.7	132.4	126.1	142.7	141.6	110.5	126.7	118.1	123.2	94.9	100.7
Passes Attempted	575	628	550	614	639	582	526	590	516	522	517	598	570	563	626	601
Completed	387	408	373	402	413	374	372	392	349	370	321	334	371	388	410	389
% Completed	67.3	65.0	67.8	65.5	64.6	64.3	70.7	66.4	67.6	70.9	62.1	55.9	65.1	68.9	65.5	64.7
Total Yds. Gained	4102	4620	4129	3925	4511	4397	4299	4183	4265	3945	3336	3728	4320	4245	4776	3796
Times Sacked	29	41	36	36	44	42	21	25	39	29	50	65	39	48	22	50
Yds. Lost	186	257	241	270	350	293	193	169	256	187	310	401	287	304	150	331
Net Yds. Gained	3916	4363	3888	3655	4161	4104	4106	4014	4009	3758	3026	3327	4033	3941	4626	3465
Avg. Yds. per Game	244.8	272.7	243.0	228.4	260.1	256.5	256.6	250.9	250.6	234.9	189.1	207.9	252.1	246.3	289.1	216.6
Net Yds. per Pass Play	6.48	6.52	6.63	5.62	6.09	6.58	7.51	6.53	7.22	6.82	5.34	5.02	6.62	6.45	7.14	5.32
Yds. Gained per Comp.	10.60	11.32	11.07	9.76	10.92	11.76	11.56	10.67	12.22	10.66	10.39	11.16	11.64	10.94	11.65	9.76
Combined Net																
Yds. Gained	6153	5895	5592	5302	5949	5603	6224	6032	6292	6023	4794	5354	5922	5912	6145	5076
% Total Yds. Rushing	36.4	26.0	30.5	31.1	30.1	26.8	34.0	33.5	36.3	37.6	36.9	37.9	31.9	33.3	24.7	31.7
% Total Yds. Passing	63.6	74.0	69.5	68.9	69.9	73.2	66.0	66.5	63.7	62.4	63.1	62.1	68.1	66.7	75.3	68.3
Avg. Yds. per Game	384.6	368.4	349.5	331.4	371.8	350.2	389.0	377.0	393.3	376.4	299.6	334.6	370.1	369.5	384.1	317.3
Ball Control Plays	1083	1078	993	1043	1113	991	990	1088	1023	1045	966	1066	1046	1022	1017	1051
Avg. Yds. per Play	5.7	5.5	5.6	5.1	5.3	5.7	6.3	5.5	6.2	5.8	5.0	5	5.7	5.8	6	4.8
Avg. Time of Poss.	28:46	30:42	30:59	30:12	28:22	27:54	32:29	32:01	29:47	31:43	28:42	28:58	31:23	29:49	28:54	29:55
Third Down Efficiency	39.6	43.9	39.0	34.6	40.5	41.1	49.4	43.4	40.9	44.7	36.4	37.3	39.1	40.2	43.5	39.1
Had Intercepted	13	11	16	16	13	13	5	14	13	8	11	20	17	13	12	16
Yds. Opp Returned	229	40	116	119	97	96	73	125	177	96	57	132	293	199	254	181
Ret. by Opp. for TD	2	0	0	0	2	3	1	1	1	0	0	1	2	1	2	0
Punts	58	56	45	64	50	59	47	69	56	62	66	74	67	61	55	73
Yds. Punted	2600	2381	2082	2924	2250	2897	2092	3099	2435	2674	2911	3395	3093	3028	2486	3504
Avg. Yds. per Punt	44.8	42.5	46.3	45.7	45.0	49.1	44.5	44.9	43.5	43.1	44.1	45.9	46.2	49.6	45.2	48
Punt Returns	25	17	20	25	29	17	11	34	16	39	20	26	25	22	30	31
Yds. Returned	136	152	117	190	265	217	53	235	69	399	228	230	226	189	176	176
Avg. Yds. per Return	5.4	8.9	5.9	7.6	9.1	12.8	4.8	6.9	4.3	10.2	11.4	8.8	9	8.6	5.9	5.7
Returned for TD	0	0	0	0	0	1	0	0	0	0	0	1	0	0	0	0
Kickoff Returns	24	20	29	47	37	34	33	25	33	30	36	31	27	28	25	31
Yds. Returned	525	409	734	1145	965	845	623	516	722	761	788	648	520	629	546	645
Avg. Yds. per Return	21.9	20.5	25.3	24.4	26.1	24.9	18.9	20.6	21.9	25.4	21.9	20.9	19.3	22.5	21.8	20.8
Returned for TD	0	0	0	1	1	0	0	0	0	0	0	0	0	0	0	0
Fumbles	22	16	13	20	19	13	11	19	22	27	20	31	20	14	12	24
Lost	8	7	5	6	13	8	6	11	10	9	11	9	14	5	5	11
Out of Bounds	3	3	2	0	1	1	2	1	3	3	2	6	2	3	1	1
Own Rec. for TD	0	0	0	0	0	0	0	0	0	0	0	1	0	0	0	0
Opp. Rec. by	10	9	15	8	12	5	7	8	7	8	11	11	8	8	10	7
Opp. Rec. for TD	0	0	3	1	2	0	1	1	0	0	1	1	0	0	0	1
Penalties	113	83	95	88	96	95	84	71	82	98	81	107	85	84	84	87
Yds. Penalized	868	736	752	777	849	860	684	655	650	1005	634	853	731	662	715	697
Total Points Scored	410	396	350	372	395	377	509	372	430	482	280	334	376	459	492	335
Total TDs	49	41	38	40	42	45	66	43	55	59	27	42	45	55	59	37
TDs Rushing	22	13	19	12	14	17	16	19	20	30	13	16	19	15	16	18
TDs Passing	27	27	16	26	25	27	48	20	35	28	12	22	25	40	42	16
TDs on Ret. and Rec.	0	1	3	2	3	1	2	4	0	1	2	4	1	0	1	3
Extra Point Kicks	45	34	33	36	33	38	59	38	37	57	21	24	38	49	52	30
Extra Point Kicks Att.	46	38	36	37	36	41	63	42	43	58	23	26	40	53	57	32
2Pt Conversions	0	1	1	2	4	2	2	1	8	0	2	7	1	1	0	0
2Pt Conversions Att.	3	3	2	3	6	4	3	1	12	1	4	16	4	2	2	5
Safetyies	1	0	0	1	0	1	1	1	1	1	0	1	0	3	1	1
Field Goals Made	23	38	29	30	34	21	16	24	15	23	31	14	22	24	28	27
Field Goals Attempted	30	40	36	32	41	28	16	30	22	28	32	19	26	24	31	34
% Successful	76.7	95.0	80.6	93.8	82.9	75.0	100.0	80.0	68.2	82.1	96.9	73.7	84.6	100	90.3	79.4

2020 TEAM STATISTICS

NATIONAL FOOTBALL CONFERENCE DEFENSE

	Ariz.	Atl.	Car.	Chi.	Dal.	Det.	G.B.	LA-R	Minn.	N.O.	NY-G	Phil.	S.F.	Sea.	T.B.Wash.	
First Downs	363	367	360	331	359	415	332	280	366	320	353	340	311	376	319	289
Rushing	118	97	114	104	142	127	119	91	136	85	115	98	102	97	78	100
Passing	207	239	211	190	180	253	184	170	208	185	215	209	176	253	215	161
Penalty	38	31	35	37	37	35	29	19	22	50	23	33	33	26	26	28
Rushes	436	380	408	438	510	487	397	388	472	390	432	481	430	392	358	428
Net Yds. Gained	2008	1677	1936	1814	2541	2158	1805	1460	2151	1502	1782	2012	1703	1529	1289	1805
Avg. Gain	4.6	4.4	4.7	4.1	5.0	4.4	4.5	3.8	4.6	3.9	4.1	4.2	4	3.9	3.6	4.2
Avg. Yds. per Game	125.5	104.8	121.0	113.4	158.8	134.9	112.8	91.3	134.4	93.9	111.4	125.8	106.4	95.6	80.6	112.8
Passes Attempted	570	625	585	547	513	557	536	548	541	557	574	530	537	674	617	529
Completed	365	425	398	350	328	383	346	347	358	333	388	364	341	450	426	330
% Completed	64.0	68.0	68.0	64.0	63.9	68.8	64.6	63.3	66.2	59.8	67.6	68.7	63.5	66.8	69	62.4
Total Yds. Gained	3949	4918	4024	3939	3820	4753	3793	3401	4267	3759	4130	4122	3526	4811	4311	3393
Times Sacked	48	29	29	35	31	24	41	53	23	45	40	49	30	46	48	47
Yds. Lost	326	221	199	234	178	195	254	350	126	287	323	324	199	251	366	325
Net Yds. Gained	3623	4697	3825	3705	3642	4558	3539	3051	4141	3472	3807	3798	3327	4560	3945	3068
Avg. Yds. per Game	226.4	293.6	239.1	231.6	227.6	284.9	221.2	190.7	258.8	217.0	237.9	237.4	207.9	285	246.6	191.8
Net Yds. per Pass Play	5.86	7.18	6.23	6.37	6.69	7.85	6.13	5.08	7.34	5.77	6.20	6.56	5.87	6.33	5.93	5.33
Yds. Gained per Comp.	10.82	11.57	10.11	11.25	11.65	12.41	10.96	9.80	11.92	11.29	10.64	11.32	10.34	10.69	10.12	10.28
Combined Net																
Yds. Gained	5631	6374	5761	5519	6183	6716	5344	4511	6292	4974	5589	5810	5030	6089	5234	4873
% Total Yds. Rushing	35.7	26.3	33.6	32.9	41.1	32.1	33.8	32.4	34.2	30.2	31.9	34.6	33.9	25.1	24.6	37
% Total Yds. Passing	64.3	73.7	66.4	67.1	58.9	67.9	66.2	67.6	65.8	69.8	68.1	65.4	66.1	74.9	75.4	63
Avg. Yds. per Game	351.9	398.4	360.1	344.9	386.4	419.8	334.0	281.9	393.3	310.9	349.3	363.1	314.4	380.6	327.1	304.6
Ball Control Plays	1054	1034	1022	1020	1054	1068	974	989	1036	992	1046	1060	997	1112	1023	1004
Avg. Yds. per Play	5.3	6.2	5.6	5.4	5.9	6.3	5.5	4.6	6.1	5.0	5.3	5.5	5	5.5	5.1	4.9
Avg. Time of Poss.	31:14	29:18	29:01	29:48	31:38	32:06	27:31	27:59	30:13	28:17	31:18	31:02	28:37	30:11	31:06	30:05
Third Down Efficiency	39.6	41.0	49.2	38.1	46.9	47.2	39.5	35.4	39.5	38.2	44.6	37.9	35.5	47.1	40	37.5
Intercepted By	11	12	7	10	10	7	11	14	15	18	11	8	12	14	15	16
Yds. Returned By	129	204	110	81	108	65	98	266	65	196	101	101	123	106	171	136
Returned for TD	0	1	0	0	0	0	1	3	0	1	1	1	1	0	1	2
Punts	67	54	51	63	54	50	56	84	42	66	55	71	69	56	66	73
Yds. Punted	2985	2468	2233	2866	2461	2066	2506	4065	1929	3068	2589	3271	3349	2524	2956	3370
Avg. Yds. per Punt	44.6	45.7	43.8	45.5	45.6	41.3	44.8	48.4	45.9	46.5	47.1	46.1	48.5	45.1	44.8	46.2
Punt Returns	22	26	18	25	15	21	17	23	33	20	25	43	23	28	23	36
Yds. Returned	201	142	184	294	132	116	291	297	321	46	232	274	183	199	236	209
Avg. Yds. per Return	9.1	5.5	10.2	11.8	8.8	5.5	17.1	12.9	9.7	2.3	9.3	6.4	8	7.1	10.3	5.8
Returned for TD	0	0	1	0	0	0	2	1	0	0	0	0	0	0	1	0
Kickoff Returns	46	43	7	41	29	49	45	26	27	22	41	26	32	38	14	9
Yds. Returned	895	1010	144	836	606	1049	1088	737	670	379	910	581	795	815	471	235
Avg. Yds. per Return	19.5	23.5	20.6	20.4	20.9	21.4	24.2	28.3	24.8	17.2	22.2	22.3	24.8	21.4	33.6	26.1
Returned for TD	0	0	0	0	0	0	0	0	0	1	0	1	0	1	0	0
Fumbles	19	21	22	16	21	17	15	16	17	17	26	21	22	18	20	21
Lost	10	9	15	8	13	5	7	8	7	8	11	11	8	8	10	7
Out of Bounds	2	2	2	1	5	3	0	2	2	3	2	2	2	3	2	2
Own Rec. for TD	0	0	0	0	0	0	0	0	0	0	0	0	0	0	0	0
Opp. Rec. by	8	7	5	6	13	8	6	11	10	9	11	9	14	4	5	11
Opp. Rec. for TD	1	0	0	2	1	0	0	2	2	0	1	0	2	0	0	2
Penalties	104	91	85	95	91	103	79	78	83	64	88	112	79	94	95	85
Yds. Penalized	841	800	713	861	733	797	734	582	723	517	681	1036	709	803	1015	708
Total Points Scored	367	414	402	370	473	519	369	296	475	337	357	418	390	471	355	329
Total TDs	42	49	46	41	57	68	42	33	53	39	38	48	42	42	42	37
TDs Rushing	13	15	17	11	20	27	16	12	19	11	14	20	12	18	10	14
TDs Passing	26	34	28	28	34	38	23	17	30	28	22	27	25	23	29	21
TDs on Ret. and Rec.	3	0	1	2	3	3	3	4	4	0	2	1	5	1	3	2
Extra Point Kicks	36	44	37	37	45	53	35	32	42	33	29	45	37	26	38	33
Extra Point Kicks Att.	38	45	43	40	48	62	37	32	46	35	31	47	40	33	39	36
2Pt Conversions	0	2	1	0	4	5	5	0	3	2	1	0	1	3	1	1
2Pt Conversions Att.	4	4	3	1	8	6	5	1	7	4	7	1	2	9	3	1
Safeties	2	0	0	0	3	0	0	0	2	0	1	2	0	0	0	0
Field Goals Made	25	24	29	29	24	16	24	22	35	22	32	27	33	29	21	24
Field Goals Attempted	30	28	31	35	27	20	27	26	39	26	36	32	37	35	26	27
% Successful	83.3	85.7	93.5	82.9	88.9	80.0	88.9	84.6	89.7	84.6	88.9	84.4	89.2	82.9	80.8	88.9

2020 TEAM STATISTICS

AFC, NFC & NFL SUMMARY

	AFC		AFC		NFC		NFC		NFL	
	Offense	Defense	Offense	Defense	Offense	Defense	Offense	Defense	Total	Average
First Downs	5483	342.7	5625	351.6	5623	351.4	5481	342.6	11106	347.1
Rushing	1798	112.4	1838	114.9	1763	110.2	1723	107.7	3561	111.3
Passing	3188	199.3	3290	205.6	3358	209.9	3256	203.5	6546	204.6
Penalty	497	31.1	497	31.1	502	31.4	502	31.4	999	31.2
Rushes	7010	438.1	6965	435.3	6782	423.9	6827	426.7	13792	431.0
Net Yds. Gained	30992	1937.0	31696	1981.0	29876	1867.3	29172	1823.3	60868	1902.1
Avg. Gain	---	4.4	---	4.6	---	4.4	---	4.3	---	4.4
Avg. Yds. per Game	---	121.1	---	123.8	---	116.7	---	114.0	---	118.9
Passes Attempted	8801	550.1	8978	561.1	9217	576.1	9040	565.0	18018	563.1
Completed	5703	356.4	5824	364.0	6053	378.3	5932	370.8	11756	367.4
% Completed	---	64.8	---	64.9	---	65.7	---	65.6	---	65.2
Total Yds. Gained	63923	3995.2	65584	4099.0	66577	4161.1	64916	4057.3	130500	4078.1
Times Sacked	519	32.4	517	32.3	616	38.5	618	38.6	1135	35.5
Yds. Lost	3358	209.9	3385	211.6	4185	261.6	4158	259.9	7543	235.7
Net Yds. Gained	60565	3785.3	62199	3887.4	62392	3899.5	60758	3797.4	122957	3842.4
Avg. Yds. per Game	---	236.6	---	243.0	---	243.7	---	237.3	---	240.2
Net Yds. per Pass Play	---	6.50	---	6.55	---	6.35	---	6.29	---	6.42
Yds. Gained per Comp.	---	11.21	---	11.26	---	11.00	---	10.94	---	11.10
Combined Net										
Yds. Gained	91557	5722.3	93895	5868.4	92268	5766.8	89930	5620.6	183825	5744.5
% Total Yds. Rushing	---	33.8	---	33.8	---	32.4	---	32.4	---	33.1
% Total Yds. Passing	---	66.2	---	66.2	---	67.6	---	67.6	---	66.9
Avg. Yds. per Game	---	357.6	---	366.8	---	360.4	---	351.3	---	359.0
Ball Control Plays	16330	1020.6	16460	1028.8	16615	1038.4	16485	1030.3	32945	1029.5
Avg. Yds. per Play	---	5.6	---	5.7	---	5.6	---	5.5	---	5.6
Third Down Efficiency	---	42.5	---	42.2	---	40.7	---	41.1	---	41.6
Interceptions	184	11.5	204	12.8	211	13.2	191	11.9	395	12.3
Yds. Returned	2383	148.9	2607	162.9	2284	142.8	2060	128.8	4667	145.8
Returned for TD	15	0.9	19	1.2	16	1.0	12	0.8	31	1.0
Punts	939	58.7	924	57.8	962	60.1	977	61.1	1901	59.4
Yds. Punted	42871	2679.4	42016	2626.0	43851	2740.7	44706	2794.1	86722	2710.1
Avg. Yds. per Punt	---	45.7	---	45.5	---	45.6	---	45.8	---	45.6
Punt Returns	388	24.3	377	23.6	387	24.2	398	24.9	775	24.2
Yds. Returned	3792	237.0	3493	218.3	3058	191.1	3357	209.8	6850	214.1
Avg. Yds. per Return	---	9.8	---	9.3	---	7.9	---	8.4	---	8.8
Returned for TD	6	0.4	3	0.2	2	0.1	5	0.3	8	0.3
Kickoff Returns	502	31.4	497	31.1	490	30.6	495	30.9	992	31.0
Yds. Returned	11339	708.7	11139	696.2	11021	688.8	11221	701.3	22360	698.8
Avg. Yds. per Return	---	22.6	---	22.4	---	22.5	---	22.7	---	22.5
Returned for TD	5	0.3	4	0.3	2	0.1	3	0.2	7	0.2
Fumbles	294	18.4	288	18.0	303	18.9	309	19.3	597	18.7
Lost	132	8.3	125	7.8	138	8.6	145	9.1	270	8.4
Out of Bounds	36	2.3	35	2.2	34	2.1	35	2.2	70	2.2
Own Rec. for TD	1	0.1	2	0.1	1	0.1	0	0.0	2	0.1
Opp. Rec.	124	7.8	131	8.2	144	9.0	137	8.6	268	8.4
Opp. Rec. for TD	8	0.5	6	0.4	11	0.7	13	0.8	19	0.6
Penalties	1443	90.2	1450	90.6	1433	89.6	1426	89.1	2876	89.9
Yds. Penalized	12786	799.1	12661	791.3	12128	758.0	12253	765.8	24914	778.6
Total Points Scored	6323	395.2	6450	403.1	6369	398.1	6242	390.1	12692	396.6
Total TDs	730	45.6	754	47.1	743	46.4	719	44.9	1473	46.0
TDs Rushing	253	15.8	283	17.7	279	17.4	249	15.6	532	16.6
TDs Passing	435	27.2	438	27.4	436	27.3	433	27.1	871	27.2
TDs on Ret. and Rec.	42	2.6	33	2.1	28	1.8	37	2.3	70	2.2
Extra Point Kicks	620	38.8	642	40.1	624	39.0	602	37.6	1244	38.9
Extra Point Kicks Att.	667	41.7	686	42.9	671	41.9	652	40.8	1338	41.8
2Pt Conversions	31	1.9	34	2.1	32	2.0	29	1.8	63	2.0
2Pt Conversions Att.	60	3.8	65	4.1	71	4.4	66	4.1	131	4.1
Safetyes	11	0.7	14	0.9	13	0.8	10	0.6	24	0.8
Field Goals Made	413	25.8	396	24.8	399	24.9	416	26.0	812	25.4
Field Goals Attempted	491	30.7	478	29.9	469	29.3	482	30.1	960	30.0
% Successful	---	84.1	---	82.8	---	85.1	---	86.3	---	84.6

2020 TEAM STATISTICS

2020 CLUB LEADERS

Offense		Defense	
First Downs	Buffalo & Kansas City 397	L.A. Rams 280	
Rushing	Baltimore 166	Tampa Bay 78	
Passing	Kansas City 255	Washington 161	
Penalty	Philadelphia 45	L.A. Rams 19	
Rushes	Baltimore 555	Tampa Bay 358	
Net Yds. Gained	Baltimore 3071	Tampa Bay 1289	
Avg. Gain	Baltimore 5.5	Tampa Bay 3.6	
Passes Attempted	Pittsburgh 656	New England 494	
Completed	Pittsburgh 428	Pittsburgh 298	
% Completed	New Orleans 70.9	Pittsburgh 56.7	
Total Yds. Gained	Kansas City 5005	Washington 3393	
Times Sacked	Pittsburgh 14	Pittsburgh 56	
Yds. Lost	Pittsburgh 126	Pittsburgh 384	
Net Yds. Gained	Kansas City 4854	L.A. Rams 3051	
Net Yds. per Pass Play	Houston 7.6	L.A. Rams 5.1	
Yds. Gained per Comp.	Houston 12.6	L.A. Rams 9.8	
Combined Net Yds. Gained	Kansas City 6653	L.A. Rams 4511	
% Total Yds. Rushing	Baltimore 52.9	Tampa Bay 24.6	
% Total Yds. Passing	Houston 75.6	Dallas 58.9	
Ball Control Plays	L.A. Chargers 1127	Green Bay 974	
Avg. Yds. per Play	Houston 6.4	L.A. Rams 4.6	
Avg. Time of Poss.	Green Bay 32:29	---	
Third Down Efficiency	Buffalo 49.7	Miami 31.2	
Interceptions	---	Miami, New England, New Orleans & Pittsburgh 18	
Yds. Returned	---	Indianapolis & L.A. Rams 266	
Returned for TD	---	Indianapolis 4	
Punts	N.Y. Jets 82	---	
Yds. Punted	N.Y. Jets 3598	---	
Avg. Yds. per Punt	Buffalo 50.8	---	
Punt Returns	New Orleans 39	New England 12	
Yds. Returned	New Orleans 399	New Orleans 46	
Avg. Yds. per Return	New England 15.5	New Orleans 2.3	
Returned for TD	Buffalo, Denver, Detroit, Jacksonville, Kansas City, Miami, New England & Philadelphia 1	---	
Kickoff Returns	Chicago 47	Carolina 7	
Yds. Returned	Chicago 1145	Carolina 144	
Avg. Yds. per Return	Buffalo 27.6	Miami 15.7	
Returned for TD	Baltimore, Chicago, Cincinnati, Dallas, Indianapolis, Kansas City & Tennessee 1	---	
Total Points Scored	Green Bay 509	L.A. Rams 296	
Total TDs	Green Bay 66	L.A. Rams 33	
TDs Rushing	New Orleans 30	Tampa Bay 10	
TDs Passing	Green Bay 48	L.A. Rams 17	
TDs on Ret. and Rec.	Indianapolis 6	Atlanta, Buffalo, Jacksonville & New Orleans 0	
Extra Point Kicks	Green Bay 59	Baltimore 25	
2-Point Conversions	Minnesota 8	---	
Safeties	Indianapolis & Seattle 3	---	
Field Goals Made	Atlanta 38	Baltimore & Detroit 16	
Field Goals Attempted	Dallas 41	Detroit 20	
% Successful	Green Bay & Seattle 100.0	Baltimore 66.7	

NFL CLUB RANKINGS BY YARDS

	Offense			Defense		
	Total	Rush	Pass	Total	Rush	Pass
Arizona	6	7	17	13	22	10
Atlanta	18	27	5	29	6	32
Baltimore	19	*1	32	7	8	6
Buffalo	27	20	3	14	17	13
Carolina	21	21	18	18	20	18
Chicago	26	25	22	11	15	12
Cincinnati	29	24	27	26	29	19
Cleveland	16	3	24	17	9	22
Dallas	14	17	8	23	31	11
Denver	23	13	26	21	25	16T
Detroit	20	30	10	32	28	30
Green Bay	5	8	9	9	13T	7
Houston	13	31	4	30	32	24
Indianapolis	10	11	11	8	2	20
Jacksonville	28	28T	21	31	30	27
Kansas City	*1	16	*1	16	21	14
Las Vegas	8	14	7	25	24	26
L.A. Chargers	9	18	6	10	18	9
L.A. Rams	11	10	13	*1	3	*1
Miami	22	22	20	20	16	23
Minnesota	4	5	14	27	27	25
New England	27	4	30	15	26	8
New Orleans	12	6	19	4	4	5
N.Y. Giants	31	19	29	12	10	16T
N.Y. Jets	32	23	31	24	12	28
Philadelphia	24T	9	28	19	23	15
Pittsburgh	24T	32	15	3	11	3
San Francisco	15	15	12	5	7	4
Seattle	17	12	16	22	5	31
Tampa Bay	7	28T	2	6	*1	21
Tennessee	2T	2	23	28	19	29
Washington	30	26	25	2	13T	2

* = League Leader

AFC TAKEAWAYS/GIVEAWAYS

	Takeaways			Giveaways			Net Diff.
	Int	Fum	Total	Int	Fum	Total	
Tennessee	15	8	23	7	5	12	+11
Indianapolis	15	10	25	11	4	15	+10
Miami	18	11	29	13	7	20	+9
Pittsburgh	18	9	27	11	7	18	+9
Kansas City	16	6	22	7	9	16	+6
Cleveland	11	10	21	8	8	16	+5
Baltimore	10	12	22	11	7	18	+4
Buffalo	15	11	26	11	11	22	+4
L.A. Chargers	12	7	19	10	6	16	+3
New England	18	4	22	14	5	19	+3
N.Y. Jets	10	9	19	14	5	19	0
Cincinnati	11	6	17	11	13	24	-7
Jacksonville	12	5	17	16	9	25	-8
Houston	3	6	9	7	11	18	-9
Las Vegas	10	5	15	10	16	26	-11
Denver	10	6	16	23	9	32	-16
Totals	204	125	329	184	132	316	13

NFC TAKEAWAYS/GIVEAWAYS

	Takeaways			Giveaways			Net Diff.
	Int	Fum	Total	Int	Fum	Total	
New Orleans	18	8	26	8	9	17	+9
Tampa Bay	15	10	25	12	5	17	+8
Green Bay	11	7	18	5	6	11	+7
Seattle	14	8	22	13	5	18	+4
Atlanta	12	9	21	11	7	18	+3
Carolina	7	15	22	16	5	21	+1
Arizona	11	10	21	13	8	21	0
N.Y. Giants	11	11	22	11	11	22	0
Minnesota	15	7	22	13	10	23	-1
Dallas	10	13	23	13	13	26	-3
L.A. Rams	14	8	22	14	11	25	-3
Chicago	10	8	18	16	6	22	-4
Washington	16	7	23	16	11	27	-4
Detroit	7	5	12	13	8	21	-9
Philadelphia	8	11	19	20	9	29	-10
San Francisco	12	8	20	17	14	31	-11
Totals	191	145	336	211	138	349	-13

2020 INDIVIDUAL STATISTICS—SCORING**SCORING****POINTS**

AFC:	144	Daniel Carlson, Las Vegas
	144	Jason Sanders, Miami
NFC:	144	Younghoe Koo, Atlanta

TOUCHDOWNS

NFC:	21	Alvin Kamara, New Orleans
AFC:	17	Derrick Henry, Tennessee
	17	Tyreek Hill, Kansas City

EXTRA POINT KICKS

NFC:	59	Mason Crosby, Green Bay
AFC:	57	* Tyler Bass, Buffalo

TWO-POINT EXTRA POINT PLAYS

NFC:	3	Dalvin Cook, Minnesota
AFC:	2	* J.K. Dobbins, Baltimore
	2	Ryan Tannehill, Tennessee
	2	Preston Williams, Miami

FIELD GOALS

NFC:	37	Younghoe Koo, Atlanta
AFC:	36	Jason Sanders, Miami

FIELD GOAL ATTEMPTS

NFC:	41	Greg Zuerlein, Dallas
AFC:	39	Jason Sanders, Miami

LONGEST FIELD GOAL

NFC:	61	Jason Myers, Seattle at L.A. Rams, November 15
AFC:	59	Chris Boswell, Pittsburgh at Dallas, November 9
	59	Josh Lambo, Jacksonville vs. Houston, November 9

MOST POINTS, GAME

NFC:	36	Alvin Kamara, New Orleans vs. Minnesota, December 25 (6 TD)
AFC:	24	* Chase Claypool, Pittsburgh vs. Philadelphia, October 11 (4 TD)

TEAM LEADERS, POINTS

AFC: BALTIMORE, 130, Justin Tucker; BUFFALO, 141, Tyler Bass*; CINCINNATI, 87, Randy Bullock; CLEVELAND, 100, Cody Parkey; DENVER, 108, Brandon McManus; HOUSTON, 118, Ka'imi Fairbairn; INDIANAPOLIS, 139, Rodrigo Blankenship*; JACKSONVILLE, 62, James Robinson*; KANSAS CITY, 123, Harrison Butker; LAS VEGAS, 144, Daniel Carlson; L.A. CHARGERS, 108, Mike Badgley; MIAMI, 144, Jason Sanders; NEW ENGLAND, 108, Nick Folk; N.Y. JETS, 51, Sam Ficken; PITTSBURGH, 91, Chris Boswell; TENNESSEE, 104, Derrick Henry

NFC: ARIZONA, 86, Zane Gonzalez; ATLANTA, 144, Younghoe Koo; CAROLINA, 120, Joey Slye; CHICAGO, 126, Cairo Santos; DALLAS, 135, Greg Zuerlein; DETROIT, 101, Matt Prater; GREEN BAY, 108, Davante Adams; L.A. RAMS, 58, Matt Gay; MINNESOTA, 108, Dalvin Cook; NEW ORLEANS, 126, Alvin Kamara; WIL LUTZ; N.Y. GIANTS, 114, Graham Gano; PHILADELPHIA, 66, Jake Elliott; SAN FRANCISCO, 93, Robbie Gould; SEATTLE, 121, Jason Myers; TAMPA BAY, 136, Ryan Succop; WASHINGTON, 111, Dustin Hopkins;

TEAM CHAMPION

NFC:	509	Green Bay
AFC:	501	Buffalo

NFL TOP 10 SCORERS—KICKERS

	XP	XPA	FG	FGA	PTS
Carlson, Daniel, L.V.	45	47	33	35	144
Koo, Younghoe, Atl.	33	36	37	39	144
Sanders, Jason, Mia.	36	36	36	39	144
* Bass, Tyler, Buf.	57	59	28	34	141
* Blankenship, Rodrigo, Ind.	43	45	32	37	139
Succop, Ryan, T.B.	52	57	28	31	136
Zuerlein, Greg, Dal.	33	36	34	41	135
Tucker, Justin, Bal.	52	53	26	29	130
Lutz, Wil, N.O.	57	58	23	28	126
Santos, Cairo, Chi.	36	37	30	32	126

NFL TOP 10 SCORERS—NONKICKERS

	TD	TDR	TDP	TDM	2-PT.	PTS
Kamara, Alvin, N.O.	21	16	5	0	0	126
Adams, Davante, G.B.	18	0	18	0	0	108
Cook, Dalvin, Min.	17	16	1	0	3	108
Henry, Derrick, Ten.	17	17	0	0	1	104
Hill, Tyreek, K.C.	17	2	15	0	0	102
Thielen, Adam, Min.	14	0	14	0	1	86
Evans, Mike, T.B.	13	0	13	0	0	78
Newton, Cam, N.E.	13	12	1	0	0	78
Brown, A.J., Ten.	12	0	11	1	0	72
Chubb, Nick, Cle.	12	12	0	0	0	72
Jacobs, Josh, L.V.	12	12	0	0	0	72
* Taylor, Jonathan, Ind.	12	11	1	0	0	72

AFC—INDIVIDUAL SCORERS

KICKERS	XP	XPA	FG	FGA	PTS
Carlson, Daniel, L.V.	45	47	33	35	144
Sanders, Jason, Mia.	36	36	36	39	144
* Bass, Tyler, Buf.	57	59	28	34	141
* Blankenship, Rodrigo, Ind.	43	45	32	37	139
Tucker, Justin, Bal.	52	53	26	29	130
Butker, Harrison, K.C.	48	54	25	27	123
Fairbairn, Ka'imi, Hou.	37	40	27	31	118
Badgley, Mike, LA-C	36	39	24	33	108
Folk, Nick, N.E.	30	33	26	28	108
McManus, Brandon, Den.	24	27	28	34	108
Gostkowski, Stephen, Ten.	46	48	18	26	100
Parkey, Cody, Cle.	43	47	19	22	100
Boswell, Chris, Pit.	34	38	19	20	91
Bullock, Randy, Cin.	24	25	21	26	87
* Sloman, Sam, LA-R-Ten.	23	26	10	13	53
Ficken, Sam, NYJ	12	15	13	15	51
Rosas, Aldrick, Jac.	9	9	8	11	33
Castillo, Sergio, NYJ	6	7	8	13	30
Seibert, Austin, Cle.-Cin.	8	9	6	9	26
Lambo, Josh, Jac.	8	10	5	5	23
Wright, Matthew, Pit.	7	7	4	4	19
McLaughlin, Chase, Jac.-NYJ	5	6	4	5	17
Brown, Jon, Jac.	1	1	1	2	4
Hauschka, Stephen, Jac.	2	2	0	2	2
Russolino, Taylor, Den.	1	3	0	1	1
* Wright, Brandon, Jac.	1	2	0	0	1
Gillan, Jamie, Cle.	0	0	0	1	0

* Player that was a rookie in 2020

NONKICKERS	TD	TDR	TDP	TDM	2-PT.	PTS
Henry, Derrick, Ten.	17	17	0	0	1	104
Hill, Tyreek, K.C.	17	2	15	0	0	102
Newton, Cam, N.E.	13	12	1	0	0	78
Brown, A.J., Ten.	12	0	11	1	0	72
Chubb, Nick, Cle.	12	12	0	0	0	72
Jacobs, Josh, L.V.	12	12	0	0	0	72
* Taylor, Jonathan, Ind.	12	11	1	0	0	72
Kelce, Travis, K.C.	11	0	11	0	1	68
* Claypool, Chase, Pit.	11	2	9	0	0	66
Hunt, Kareem, Cle.	11	6	5	0	0	66
* Robinson, James, Jac.	10	7	3	0	1	62
Gordon, Melvin, Den.	10	9	1	0	0	60
* Dobbins, J.K., Bal.	9	9	0	0	2	58
Smith-Schuster, JuJu, Pit.	9	0	9	0	1	56

2020 INDIVIDUAL STATISTICS—SCORING

	TD	TDR	TDP	TDM	2-PT.	PTS		TD	TDR	TDP	TDM	2-PT.	PTS
Waller, Darren, L.V.	9	0	9	0	1	56	Knox, Dawson, Buf.	3	0	3	0	0	18
Allen, Josh, Buf.	9	8	1	0	0	54	Kroft, Tyler, Buf.	3	0	3	0	0	18
Smith, Jonnu, Ten.	9	1	8	0	0	54	Lock, Drew, Den.	3	3	0	0	0	18
Allen, Keenan, LA-C	8	0	8	0	1	50	Parham, Donald, LA-C	3	0	3	0	0	18
Agholor, Nelson, L.V.	8	0	8	0	0	48	Perine, Samaje, Cin.	3	3	0	0	0	18
Brown, Marquise, Bal.	8	0	8	0	0	48	Perriman, Breshad, NYJ	3	0	3	0	0	18
Diggs, Stefon, Buf.	8	0	8	0	0	48	Pruitt, MyCole, Ten.	3	0	2	1	0	18
Fuller, Will, Hou.	8	0	8	0	0	48	Robinson, Demarcus, K.C.	3	0	3	0	0	18
Johnson, David, Hou.	8	6	2	0	0	48	Shaheen, Adam, Mia.	3	0	3	0	0	18
Tannehill, Ryan, Ten.	7	7	0	0	2	46	Snead, Willie, Bal.	3	0	3	0	0	18
Hines, Nyheim, Ind.	7	3	4	0	1	44	* Tagovailoa, Tua, Mia.	3	3	0	0	0	18
Andrews, Mark, Bal.	7	0	7	0	0	42	Watson, Deshaun, Hou.	3	3	0	0	0	18
* Davis, Gabriel, Buf.	7	0	7	0	0	42	White, James, N.E.	3	2	1	0	0	18
Jackson, Lamar, Bal.	7	7	0	0	0	42	Fitzpatrick, Ryan, Mia.	2	2	0	0	1	14
Johnson, Dontae, Pit.	7	0	7	0	0	42	* Johnson, Collin, Jac.	2	0	2	0	1	14
Bernard, Giovani, Cin.	6	3	3	0	0	36	* Peoples-Jones, Donovan, Cle.	2	0	2	0	1	14
Burkhead, Rex, N.E.	6	3	3	0	0	36	Adams, Josh, NYJ	2	2	0	0	0	12
Cole, Keelan, Jac.	6	0	5	1	0	36	Alie-Cox, Mo, Ind.	2	0	2	0	0	12
Conner, James, Pit.	6	6	0	0	0	36	Bell, Le'Veon, K.C.	2	2	0	0	0	12
Cooks, Brandin, Hou.	6	0	6	0	0	36	Boyle, Nick, Bal.	2	0	2	0	0	12
Crowder, Jamison, NYJ	6	0	6	0	0	36	Brown, Pharaoh, Hou.	2	0	2	0	0	12
Edwards, Gus, Bal.	6	6	0	0	0	36	Bryant, Dez, Bal.	2	0	2	0	0	12
Gesicki, Mike, Mia.	6	0	6	0	0	36	Carrie, T.J., Ind.	2	0	0	2	0	12
* Higgins, Tee, Cin.	6	0	6	0	0	36	Conley, Chris, Jac.	2	0	2	0	0	12
McKenzie, Isaiah, Buf.	6	0	5	1	0	36	Darnold, Sam, NYJ	2	2	0	0	0	12
Patrick, Tim, Den.	6	0	6	0	0	36	Eifert, Tyler, Jac.	2	0	2	0	0	12
Ebron, Eric, Pit.	5	0	5	0	1	32	Gore, Frank, NYJ	2	2	0	0	0	12
Hardman, Mecole, K.C.	5	0	4	1	1	32	Grant, Jakeem, Mia.	2	0	1	1	0	12
Hilton, T.Y., Ind.	5	0	5	0	1	32	Green, A.J., Cin.	2	0	2	0	0	12
Burton, Trey, Ind.	5	2	3	0	0	30	Hamilton, DaeSean, Den.	2	0	2	0	0	12
Chark, D.J., Jac.	5	0	5	0	0	30	Harris, Damien, N.E.	2	2	0	0	0	12
Davis, Corey, Ten.	5	0	5	0	0	30	Harry, N'Keal, N.E.	2	0	2	0	0	12
* Edwards-Helaire, Clyde, K.C.	5	4	1	0	0	30	Humphries, Adam, Ten.	2	0	2	0	0	12
Gaskin, Myles, Mia.	5	3	2	0	0	30	Ingram, Mark, Bal.	2	2	0	0	0	12
* Herbert, Justin, LA-C	5	5	0	0	0	30	Johnson, Duke, Hou.	2	1	1	0	0	12
* Moss, Zack, Buf.	5	4	1	0	0	30	Johnson, Ty, NYJ	2	1	1	0	0	12
Pascal, Zach, Ind.	5	0	5	0	0	30	* Kelley, Joshua, LA-C	2	2	0	0	0	12
* Shenault, Laviska Jr., Jac.	5	0	5	0	0	30	Mahomes, Patrick, K.C.	2	2	0	0	0	12
Washington, James, Pit.	5	0	5	0	0	30	McCorty, Devin, N.E.	2	0	0	2	0	12
Williams, Mike, LA-C	5	0	5	0	0	30	Michel, Sony, N.E.	2	1	1	0	0	12
Williams, Preston, Mia.	4	0	4	0	2	28	Moreau, Foster, L.V.	2	0	2	0	0	12
Beasley, Cole, Buf.	4	0	4	0	0	24	* Nabers, Gabe, LA-C	2	0	2	0	0	12
Beckham, Odell, Cle.	4	1	3	0	0	24	Njoku, David, Cle.	2	0	2	0	0	12
Boyd, Tyler, Cin.	4	0	4	0	0	24	Olszewski, Gunner, N.E.	2	0	1	1	0	12
Boykin, Miles, Bal.	4	0	4	0	0	24	* Perine, La'Mical, NYJ	2	2	0	0	0	12
Fells, Darren, Hou.	4	0	4	0	0	24	Pringle, Byron, K.C.	2	0	1	1	0	12
Henry, Hunter, LA-C	4	0	4	0	0	24	Renfrow, Hunter, L.V.	2	0	2	0	0	12
Higgins, Rashard, Cle.	4	0	4	0	0	24	* Ruggs III, Henry, L.V.	2	0	2	0	0	12
Hooper, Austin, Cle.	4	0	4	0	0	24	Singletary, Devin, Buf.	2	2	0	0	0	12
Howard, Jordan, Mia.	4	4	0	0	0	24	Smith, Lee, Buf.	2	0	2	0	0	12
Landry, Jarvis, Cle.	4	1	3	0	0	24	Smythe, Durham, Mia.	2	0	2	0	0	12
Mixon, Joe, Cin.	4	3	1	0	0	24	Thompson, Darwin, K.C.	2	1	1	0	0	12
Parker, DeVante, Mia.	4	0	4	0	0	24	Watkins, Sammy, K.C.	2	0	2	0	0	12
Snell, Benny, Pit.	4	4	0	0	0	24	* Williams, Antonio, Buf.	2	2	0	0	0	12
* Ahmed, Salvon, Mia.	3	3	0	0	1	20	Witten, Jason, L.V.	2	0	2	0	0	12
Coutee, Keke, Hou.	3	0	3	0	1	20	Wilkins, Jordan, Ind.	1	1	0	0	1	8
Fant, Noah, Den.	3	0	3	0	1	20	Williams, Darrel, K.C.	1	1	0	0	1	8
* Jeudy, Jerry, Den.	3	0	3	0	1	20	Akins, Jordan, Hou.	1	0	1	0	0	6
Ballage, Kalen, LA-C	3	3	0	0	0	18	* Asiasi, Devin, N.E.	1	0	1	0	0	6
Berrios, Braxton, NYJ	3	0	3	0	0	18	Batson, Cameron, Ten.	1	0	1	0	0	6
Booker, Devontae, L.V.	3	3	0	0	0	18	Byrd, Damiere, N.E.	1	0	1	0	0	6
Brissett, Jacoby, Ind.	3	3	0	0	0	18	Campbell, Tevaughn, LA-C	1	0	0	1	0	6
Brown, John, Buf.	3	0	3	0	0	18	Clark, Chuck, Bal.	1	0	0	1	0	6
* Bryant, Harrison, Cle.	3	0	3	0	0	18	Davis, Michael, LA-C	1	0	0	1	0	6
* Burrow, Joe, Cin.	3	3	0	0	0	18	Desir, Pierre, NYJ	1	0	0	1	0	6
Carr, Derek, L.V.	3	3	0	0	0	18	* Duvernay, Devin, Bal.	1	0	0	1	0	6
Cobb, Randall, Hou.	3	0	3	0	0	18	* Edwards, Bryan, L.V.	1	0	1	0	0	6
Doyle, Jack, Ind.	3	0	3	0	0	18	* Evans, Darrynton, Ten.	1	0	1	0	0	6
Ekeler, Austin, LA-C	3	1	2	0	0	18	Finley, Ryan, Cin.	1	1	0	0	0	6
Guyton, Jalen, LA-C	3	0	3	0	0	18	Firkser, Anthony, Ten.	1	0	1	0	0	6
* Hamler, K.J., Den.	3	0	3	0	0	18	Fisher, Eric, K.C.	1	0	1	0	0	6
Herndon, Chris, NYJ	3	0	3	0	0	18	Fitzpatrick, Minkah, Pit.	1	0	0	1	0	6
Johnson, Tyron, LA-C	3	0	3	0	0	18	Foreman, D'Onta, Ten.	1	0	1	0	0	6

2020 INDIVIDUAL STATISTICS—SCORING

	TD	TDR	TDP	TDM	2-PT.	PTS	NFC—INDIVIDUAL SCORERS						
Fort, L.J., Bal.	1	0	0	1	0	6	KICKERS						
Fumagalli, Troy, Den.	1	0	1	0	0	6	XP	XPA	FG	FGA	PTS		
* Gilliam, Reggie, Buf.	1	0	1	0	0	6	Koo, Younghoe, Atl.	33	36	37	39	144	
Green, Virgil, LA-C	1	0	1	0	0	6	Succop, Ryan, T.B.	52	57	28	31	136	
Haden, Joe, Pit.	1	0	0	1	0	6	Zuerlein, Greg, Dal.	33	36	34	41	135	
Hansen, Chad, Hou.	1	0	1	0	0	6	Lutz, Wil, N.O.	57	58	23	28	126	
Harrison, Ronnie, Cle.	1	0	0	1	0	6	Santos, Cairo, Chi.	36	37	30	32	126	
Henne, Chad, K.C.	1	1	0	0	0	6	Myers, Jason, Sea.	49	53	24	24	121	
Hollins, Mack, Mia.	1	0	1	0	0	6	Slye, Joey, Car.	33	36	29	36	120	
Hughes, Jerry, Buf.	1	0	0	1	0	6	Gano, Graham, NY-G	21	23	31	32	114	
Ingold, Alec, L.V.	1	0	1	0	0	6	Hopkins, Dustin, Was.	30	32	27	34	111	
Johnson, Jakob, N.E.	1	0	1	0	0	6	Crosby, Mason, G.B.	59	63	16	16	107	
Johnson, Taron, Buf.	1	0	0	1	0	6	Prater, Matt, Det.	38	41	21	28	101	
Jones, Zay, L.V.	1	0	1	0	0	6	Gould, Robbie, S.F.	36	38	19	23	93	
King, Desmond, Ten.	1	0	0	1	0	6	Gonzalez, Zane, Ariz	38	39	16	22	86	
Kumerow, Jake, Buf.	1	0	1	0	0	6	Bailey, Dan, Min.	37	43	15	22	82	
Lamm, Kendall, Cle.	1	0	1	0	0	6	Elliott, Jake, Phi.	24	26	14	19	66	
Lawson, Shaq, Mia.	1	0	0	1	0	6	Gay, Matt, LA-R	16	16	14	16	58	
Lindsay, Phillip, Den.	1	1	0	0	0	6	Nugent, Mike, Ariz	7	7	7	8	28	
* Luton, Jake, Jac.	1	1	0	0	0	6	Vizcaino, Tristan, S.F.	2	2	3	3	11	
Mariota, Marcus, L.V.	1	1	0	0	0	6	Forbath, Kai, LA-R	4	5	2	3	10	
Mathieu, Tyrann, K.C.	1	0	0	1	0	6	Fry, Elliott, Atl.	1	2	1	1	4	
Mayfield, Baker, Cle.	1	1	0	0	0	6	NONKICKERS						
McNichols, Jeremy, Ten.	1	1	0	0	0	6	Kamara, Alvin, N.O.	21	16	5	0	126	
Minschew, Gardner, Jac.	1	1	0	0	0	6	Adams, Davante, G.B.	18	0	18	0	108	
Moore, Kenny, Ind.	1	0	0	1	0	6	Cook, Dalvin, Min.	17	16	1	0	3	108
Norman, Josh, Buf.	1	0	0	1	0	6	Thielen, Adam, Min.	14	0	14	0	1	86
* Okwuegbunam, Albert, Den.	1	0	1	0	0	6	Evans, Mike, T.B.	13	0	13	0	0	78
* Perry, Malcolm, Mia.	1	0	1	0	0	6	* Gibson, Antonio, Was.	11	11	0	0	0	66
* Pittman, Michael, Ind.	1	0	1	0	0	6	Jones, Aaron, G.B.	11	9	2	0	0	66
Prosise, C.J., Hou.	1	0	1	0	0	6	Murray, Kyler, Ariz	11	11	0	0	0	66
* Queen, Patrick, Bal.	1	0	0	1	0	6	Tonyan, Robert, G.B.	11	0	11	0	0	66
* Reed, Joe, LA-C	1	1	0	0	0	6	Montgomery, David, Chi.	10	8	2	0	1	62
Rhodes, Xavier, Ind.	1	0	0	1	0	6	Drake, Kenyan, Ariz	10	10	0	0	0	60
Ricard, Patrick, Bal.	1	0	1	0	0	6	Lockett, Tyler, Sea.	10	0	10	0	0	60
Richard, Jalen, L.V.	1	1	0	0	0	6	Metcalfe, DK, Sea.	10	0	10	0	0	60
* Rodgers, Isaiah, Ind.	1	0	0	1	0	6	* Swift, D'Andre, Det.	10	8	2	0	0	60
Sample, Drew, Cin.	1	0	1	0	0	6	Wilson, Jeff, S.F.	10	7	3	0	0	60
Schobert, Joe, Jac.	1	0	0	1	0	6	Ridley, Calvin, Atl.	9	0	9	0	1	56
Sherman, Anthony, K.C.	1	0	1	0	0	6	Carson, Chris, Sea.	9	5	4	0	0	54
Sorensen, Daniel, K.C.	1	0	0	1	0	6	Gurley, Todd, Atl.	9	9	0	0	0	54
Spencer, Dontaeh, Den.	1	0	0	1	0	6	Hill, Taysom, N.O.	9	8	1	0	0	54
Spillane, Robert, Pit.	1	0	0	1	0	6	Jones, Marvin, Det.	9	0	9	0	0	54
Stills, Kenny, Hou.	1	0	1	0	0	6	Elliott, Ezekiel, Dal.	8	6	2	0	1	50
Swaim, Geoff, Ten.	1	0	1	0	0	6	Davis, Mike, Car.	8	6	2	0	0	48
Takitaki, Sione, Cle.	1	0	0	1	0	6	Graham, Jimmy, Chi.	8	0	8	0	0	48
* Thomas, Daniel, Jac.	1	0	0	1	0	6	Jones, Ronald, T.B.	8	7	1	0	0	48
Thomas, Mike, Cin.	1	0	1	0	0	6	Woods, Robert, LA-R	8	2	6	0	0	48
Thompson, Chris, Jac.	1	0	1	0	0	6	* Jefferson, Justin, Min.	7	0	7	0	2	46
Uzomah, C.J., Cin.	1	0	1	0	0	6	* Lamb, CeeDee, Dal.	7	1	5	1	1	44
Van Ginkel, Andrew, Mia.	1	0	0	1	0	6	* Aiyuk, Brandon, S.F.	7	2	5	0	0	42
Vannett, Nick, Den.	1	0	1	0	0	6	Cook, Jared, N.O.	7	0	7	0	0	42
Watt, J.J., Hou.	1	0	0	1	0	6	Godwin, Chris, T.B.	7	0	7	0	0	42
Willis, Khari, Ind.	1	0	0	1	0	6	Gronkowski, Rob, T.B.	7	0	7	0	0	42
Wilson, Brandon, Cin.	1	0	0	1	0	6	Peterson, Adrian, Det.	7	7	0	0	0	42
Wise, Deatrich, N.E.	1	0	0	1	0	6	Sanders, Miles, Phi.	6	6	0	0	2	40
Yeldon, T.J., Buf.	1	0	1	0	0	6	Hockenson, T.J., Det.	6	0	6	0	1	38
Houston, Justin, Ind.	0	0	0	0	0	^4	Ward, Greg, Phi.	6	0	6	0	1	38
Buckner, DeForest, Ind.	0	0	0	0	0	^2	Fournette, Leonard, T.B.	6	6	0	0	0	36
Carlson, Stephen, Cle.	0	0	0	0	1	2	Gallman, Wayne, NY-G	6	6	0	0	0	36
* Ellefson, Ben, Jac.	0	0	0	0	1	2	Henderson, Darrell, LA-R	6	5	1	0	0	36
Humphrey, Marlon, Bal.	0	0	0	0	0	^2	Hopkins, DeAndre, Ariz	6	0	6	0	0	36
Jackson, Justin, LA-C	0	0	0	0	1	2	Hurst, Hayden, Atl.	6	0	6	0	0	36
Jones, Chris, K.C.	0	0	0	0	0	^2	Juszczyk, Kyle, S.F.	6	2	4	0	0	36
Judon, Matt, Bal.	0	0	0	0	0	^2	Kirk, Christian, Ariz	6	0	6	0	0	36
Luvu, Frankie, NYJ	0	0	0	0	0	^2	McCaffrey, Christian, Car.	6	5	1	0	0	36
Meyers, Jakobi, N.E.	0	0	0	0	1	2	McKinnon, Jerick, S.F.	6	5	1	0	0	36
* Mims, Denzel, NYJ	0	0	0	0	1	2	Moore, David, Sea.	6	0	6	0	0	36
Rochell, Isaac, LA-C	0	0	0	0	0	^2	Robinson, Allen, Chi.	6	0	6	0	0	36
Vernon, Olivier, Cle.	0	0	0	0	0	^2	Thomas, Logan, Was.	6	0	6	0	0	36
Watt, Derek, Pit.	0	0	0	0	0	^2	Valdes-Scantling, Marque, G.B.6	6	0	6	0	0	36
* Westbrook, Nick, Ten.	0	0	0	0	1	2	Cooper, Amari, Dal.	5	0	5	0	1	32
^ Safety; Team safety credited to Cleveland # Scored kicking eExtra point							Higbee, Tyler, LA-R	5	0	5	0	1	32

2020 INDIVIDUAL STATISTICS—SCORING

	TD	TDR	TDP	TDM	2-PT.	PTS		TD	TDR	TDP	TDM	2-PT.	PTS
Smith, Irv, Min.	5	0	5	0	1	32	Reynolds, Josh, LA-R	2	0	2	0	0	12
Bridgewater, Teddy, Car.	5	5	0	0	0	30	Rodgers, Richard, Phi.	2	0	2	0	0	12
Brown, Malcolm, LA-R	5	5	0	0	0	30	Ryan, Matt, Atl.	2	2	0	0	0	12
Edmonds, Chase, Ariz	5	1	4	0	0	30	Scott, Boston, Phi.	2	1	1	0	0	12
Gallup, Michael, Dal.	5	0	5	0	0	30	* Swain, Freddie, Sea.	2	0	2	0	0	12
Murray, Latavius, N.O.	5	4	1	0	0	30	Tate, Golden, NY-G	2	0	2	0	0	12
Pollard, Tony, Dal.	5	4	1	0	0	30	Treadwell, Laquon, Atl.	2	0	2	0	0	12
Samuel, Curtis, Car.	5	2	3	0	0	30	Wilson, Ced, Dal.	2	0	2	0	0	12
Sanders, Emmanuel, N.O.	5	0	5	0	0	30	Wilson, Russell, Sea.	2	2	0	0	0	12
Wentz, Carson, Phi.	5	5	0	0	0	30	Arcega-Whiteside, J.J., Phi.	1	0	0	1	1	8
* Mooney, Darnell, Chi.	4	0	4	0	1	26	Ertz, Zach, Phi.	1	0	1	0	1	8
Prescott, Dak, Dal.	4	3	1	0	1	26	Sanu, Mohamed, Det.	1	0	1	0	1	8
Shepard, Sterling, NY-G	4	1	3	0	1	26	Agnew, Jamal, Det.	1	0	0	1	0	6
Arnold, Dan, Ariz	4	0	4	0	0	24	Allen, Kyle, Was.	1	1	0	0	0	6
Barber, Peyton, Was.	4	4	0	0	0	24	Bonnafon, Reggie, Car.	1	0	1	0	0	6
Brown, Antonio, T.B.	4	0	4	0	0	24	Boone, Mike, Min.	1	1	0	0	0	6
Fulgham, Travis, Phi.	4	0	4	0	0	24	Brown, Anthony, Dal.	1	0	0	1	0	6
Gage, Russell, Atl.	4	0	4	0	0	24	Carr, Austin, N.O.	1	0	1	0	0	6
Goff, Jared, LA-R	4	4	0	0	0	24	Clement, Corey, Phi.	1	1	0	0	0	6
Hyde, Carlos, Sea.	4	4	0	0	0	24	Conklin, Tyler, Min.	1	0	1	0	0	6
McLaurin, Terry, Was.	4	0	4	0	0	24	Cousins, Kirk, Min.	1	1	0	0	0	6
Moore, D.J., Car.	4	0	4	0	0	24	Croom, Jason, Phi.	1	0	1	0	0	6
Reed, Jordan, S.F.	4	0	4	0	0	24	* Crowder, Tae, NY-G	1	0	0	1	0	6
Schultz, Dalton, Dal.	4	0	4	0	0	24	* Curl, Kamren, Was.	1	0	0	1	0	6
Smith, Tre'Quan, N.O.	4	0	4	0	0	24	* Dafney, Dominique, G.B.	1	0	1	0	0	6
Williams, Jamaal, G.B.	3	2	1	0	2	22	Daniels, Darrell, Ariz	1	0	1	0	0	6
Anderson, Robby, Car.	3	0	3	0	1	20	Dean, Jamel, T.B.	1	0	0	1	0	6
Hollister, Jacob, Sea.	3	0	3	0	1	20	Dwellely, Ross, S.F.	1	0	1	0	0	6
* Akers, Cam, LA-R	3	2	1	0	0	18	Fackrell, Kyle, NY-G	1	0	0	1	0	6
Brady, Tom, T.B.	3	3	0	0	0	18	Fitzgerald, Larry, Ariz	1	0	1	0	0	6
* Dallas, DeeJay, Sea.	3	2	1	0	0	18	Foles, Nick, Chi.	1	1	0	0	0	6
Goedert, Dallas, Phi.	3	0	3	0	0	18	Freeman, Devonta, NY-G	1	1	0	0	0	6
Hill, Troy, LA-R	3	0	0	3	0	18	Ham, C.J., Min.	1	0	1	0	0	6
* Hurts, Jalen, Phi.	3	3	0	0	0	18	Harris, Deonte, N.O.	1	0	1	0	0	6
Johnson, Kerryon, Det.	3	2	1	0	0	18	Haskins, Dwayne, Was.	1	1	0	0	0	6
Jones, Julio, Atl.	3	0	3	0	0	18	* Hasty, Ja'Mycal, S.F.	1	1	0	0	0	6
Kupp, Cooper, LA-R	3	0	3	0	0	18	Hill, Brian, Atl.	1	1	0	0	0	6
Lazard, Allen, G.B.	3	0	3	0	0	18	Hill, Josh, N.O.	1	0	1	0	0	6
Lewis, Dion, NY-G	3	2	1	0	0	18	Homer, Travis, Sea.	1	0	1	0	0	6
Lewis, Mercedes, G.B.	3	0	3	0	0	18	Humphrey, Lil'Jordan, N.O.	1	0	1	0	0	6
Mattison, Alexander, Min.	3	2	1	0	0	18	Jackson, DeSean, Phi.	1	0	1	0	0	6
McKissic, J.D., Was.	3	1	2	0	0	18	Jackson, Eddie, Chi.	1	0	0	1	0	6
Miller, Scott, T.B.	3	0	3	0	0	18	James, Richie, S.F.	1	0	1	0	0	6
Mostert, Raheem, S.F.	3	2	1	0	0	18	* Jefferson, Van, LA-R	1	0	1	0	0	6
Rodgers, Aaron, G.B.	3	3	0	0	0	18	Jeffery, Alshon, Phi.	1	0	1	0	0	6
Slayton, Darius, NY-G	3	0	3	0	0	18	Jenkins, Janoris, N.O.	1	0	0	1	0	6
Bourne, Kendrick, S.F.	2	0	2	0	1	14	Jones, Daniel, NY-G	1	1	0	0	0	6
* Reagor, Jalen, Phi.	2	0	1	1	1	14	Jones, Deion, Atl.	1	0	0	1	0	6
Abdullah, Ameer, Min.	2	0	2	0	0	12	* Kinlaw, Javon, S.F.	1	0	0	1	0	6
Beebe, Chad, Min.	2	0	2	0	0	12	McLeod, Rodney, Phi.	1	0	0	1	0	6
Brate, Cameron, T.B.	2	0	2	0	0	12	Nail, Ryan, Chi.	1	0	1	0	0	6
Brees, Drew, N.O.	2	2	0	0	0	12	Olsen, Greg, Sea.	1	0	1	0	0	6
* Cephus, Quintez, Det.	2	0	2	0	0	12	Pettis, Dante, NY-G	1	0	1	0	0	6
* Chinn, Jeremy, Car.	2	0	0	2	0	12	* Pierce, Artavis, Chi.	1	1	0	0	0	6
Collins, Alex, Sea.	2	2	0	0	0	12	Rudolph, Kyle, Min.	1	0	1	0	0	6
* Dillon, A.J., G.B.	2	2	0	0	0	12	Samuel, Deebo, S.F.	1	0	1	0	0	6
Dissy, Will, Sea.	2	0	2	0	0	12	Sims, Cam, Was.	1	0	1	0	0	6
Ingram, Evan, NY-G	2	1	1	0	0	12	Sims, Steven, Was.	1	0	1	0	0	6
Everett, Gerald, LA-R	2	1	1	0	0	12	Singleton, Alex, Phi.	1	0	0	1	0	6
Golladay, Kenny, Det.	2	0	2	0	0	12	Smith, Aldon, Dal.	1	0	0	1	0	6
Hall, Marvin, Det.	2	0	2	0	0	12	Smith, Preston, G.B.	1	0	0	1	0	6
Howard, O.J., T.B.	2	0	2	0	0	12	* Smith, Rodney, Car.	1	1	0	0	0	6
Inman, Dontrelle, Was.	2	0	2	0	0	12	Smith, Ito, Atl.	1	1	0	0	0	6
Isabella, Andy, Ariz	2	0	2	0	0	12	St. Brown, Equanimeous, G.B.	1	0	1	0	0	6
James, Jesse, Det.	2	0	2	0	0	12	Sternberger, Jace, G.B.	1	0	1	0	0	6
* Johnson, Tyler, T.B.	2	0	2	0	0	12	Sullivan, Chandon, G.B.	1	0	0	1	0	6
Kittle, George, S.F.	2	0	2	0	0	12	Sweat, Montez, Was.	1	0	0	1	0	6
* Kmet, Cole, Chi.	2	0	2	0	0	12	Taylor, Malik, G.B.	1	0	1	0	0	6
Miller, Anthony, Chi.	2	0	2	0	0	12	Thomas, Ian, Car.	1	0	1	0	0	6
Morris, Alfred, NY-G	2	1	1	0	0	12	Thomas, Jordan, Ariz	1	0	1	0	0	6
Patterson, Cordarrelle, Chi.	2	1	0	1	0	12	Thompson, Colin, Car.	1	0	1	0	0	6
Powell, Brandon, Atl.	2	0	2	0	0	12	* Trautman, Adam, N.O.	1	0	1	0	0	6

2020 INDIVIDUAL STATISTICS—SCORING

	TD	TDR	TDP	TDM	2-PT.	PTS
Trubisky, Mitchell, Chi.	1	1	0	0	0	6
* Vaughn, Ke'Shawn, T.B.	1	0	1	0	0	6
* Ward, Jonathan, Ariz	1	0	1	0	0	6
* Watkins, Quez, Phi.	1	0	1	0	0	6
Williams, Maxx, Ariz	1	0	1	0	0	6
Wims, Javon, Chi.	1	0	1	0	0	6
* Young, Chase, Was.	1	0	0	1	0	6
Young, Kenny, LA-R	1	0	0	1	0	6
Zaccheaus, Olamide, Atl.	1	0	1	0	0	6
Zylstra, Brandon, Car.	1	0	0	1	0	6
Alexander, Jaire, G.B.	0	0	0	0	0	^2
Allen, Jonathan, Was.	0	0	0	0	0	^2
Barrett, Shaquil, T.B.	0	0	0	0	0	^2
* Hightower, John, Phi.	0	0	0	0	1	2
Johnson, Bisi, Min.	0	0	0	0	1	2
Mack, Khalil, Chi.	0	0	0	0	0	^2
Mone, Bryan, Sea.	0	0	0	0	0	^2

	TD	TDR	TDP	TDM	2-PT.	PTS
Neal, Ryan, Sea.	0	0	0	0	0	^2
Odenigbo, Ifeadi, Min.	0	0	0	0	0	^2
Okwara, Romeo, Det.	0	0	0	0	0	^2
* Thomas, Andrew, NY-G	0	0	0	0	1	2

^ Safety;
 Team safety credited to Arizona, L.A. Rams, New Orleans,
 Philadelphia, Seattle;
 # Scored kicking extra point
 *Player that was a rookie in 2020

AMERICAN FOOTBALL CONFERENCE—SCORING

	TD	TDR	TDP	TDM	XKG	XKAtt	X2G	X2Att	FG	FGA	SAF	POINTS
Buffalo	60	16	40	4	57	59	0	1	28	34	0	501
Tennessee	62	26	33	3	51	53	4	7	20	28	0	491
Kansas City	57	13	40	4	48	54	3	3	25	27	1	473
Baltimore	55	24	27	4	52	53	2	2	26	29	2	468
Indianapolis	50	20	24	6	43	45	3	5	32	37	3	451
Las Vegas	48	20	28	0	45	47	1	1	33	35	0	434
Pittsburgh	50	12	35	3	41	45	2	5	23	24	1	416
Cleveland	50	21	27	2	43	48	2	2	19	24	2	408
Miami	42	15	24	3	36	36	4	6	36	39	0	404
Houston	44	10	33	1	37	40	1	4	27	31	0	384
L.A. Chargers	45	12	31	2	36	39	2	5	24	33	1	384
New England	36	20	12	4	30	33	1	3	26	28	0	326
Denver	35	13	21	1	25	30	2	5	28	35	0	323
Cincinnati	33	13	19	1	32	33	0	0	27	34	0	311
Jacksonville	37	9	25	3	24	28	3	9	18	25	0	306
N.Y. Jets	26	9	16	1	20	24	1	2	21	28	1	243
AFC Total	730	253	435	42	620	667	31	60	413	491	11	6323
AFC Average	45.6	15.8	27.2	2.6	38.8	41.7	1.9	3.8	25.8	30.7	0.7	395.2

NATIONAL FOOTBALL CONFERENCE—SCORING

	TD	TDR	TDP	TDM	XKG	XKAtt	X2G	X2Att	FG	FGA	SAF	POINTS
Green Bay	66	16	48	2	59	63	2	3	16	16	1	509
Tampa Bay	59	16	42	1	52	57	0	2	28	31	1	492
New Orleans	59	30	28	1	57	58	0	1	23	28	1	482
Seattle	55	15	40	0	49	53	1	2	24	24	3	459
Minnesota	55	20	35	0	37	43	8	12	15	22	1	430
Arizona	49	22	27	0	45	46	0	3	23	30	1	410
Atlanta	41	13	27	1	34	38	1	3	38	40	0	396
Dallas	42	14	25	3	33	36	4	6	34	41	0	395
Detroit	45	17	27	1	38	41	2	4	21	28	1	377
San Francisco	45	19	25	1	38	40	1	4	22	26	0	376
Chicago	40	12	26	2	36	37	2	3	30	32	1	372
L.A. Rams	43	19	20	4	38	42	1	1	24	30	1	372
Carolina	38	19	16	3	33	36	1	2	29	36	0	350
Washington	37	18	16	3	30	32	0	5	27	34	1	335
Philadelphia	42	16	22	4	24	26	7	16	14	19	1	334
N.Y. Giants	27	13	12	2	21	23	2	4	31	32	0	280
NFC Total	743	279	436	28	624	671	32	71	399	469	13	6369
NFC Average	46.4	17.4	27.3	1.8	39.0	41.9	2.0	4.4	24.9	29.3	0.8	398.1
NFL Total	1473	532	871	70	1244	1338	63	131	812	960	24	12692
NFL Average	46.0	16.6	27.2	2.2	38.9	41.8	2.0	4.1	25.4	30.0	0.8	396.6

2020 INDIVIDUAL STATISTICS—FIELD GOALS

FIELD GOALS

FIELD GOAL PERCENTAGE

NFC:	1.000	Mason Crosby, Green Bay
	1.000	Jason Myers, Seattle
AFC:	.950	Chris Boswell, Pittsburgh

FIELD GOALS

NFC:	37	Younghoe Koo, Atlanta
AFC:	36	Jason Sanders, Miami

FIELD GOAL ATTEMPTS

NFC:	41	Greg Zuerlein, Dallas
AFC:	39	Jason Sanders, Miami

FIELD GOALS, GAME

AFC:	6	* Tyler Bass, Buffalo at N.Y. Jets, October 25 (8 attempts)
	6	Stephen Gostkowski, Tennessee at Minnesota, September 27 (6 attempts)
	6	Brandon McManus, Denver at New England, October 18 (6 attempts)
NFC:	5	Younghoe Koo, Atlanta vs. Las Vegas, November 29 (5 attempts)
	5	Joey Slye, Carolina at L.A. Chargers September 27 (5 attempts)

LONGEST FIELD GOAL

NFC:	61	Jason Myers, Seattle at L.A. Rams, November 15
AFC:	59	Chris Boswell, Pittsburgh at Dallas, November 8
	59	Josh Lambo, Jacksonville vs. Houston, November 8

AVERAGE YARDS MADE

AFC:	42.7	Stephen Gostkowski, Tennessee
NFC:	41.1	Mason Crosby, Green Bay

AMERICAN FOOTBALL CONFERENCE—FIELD GOALS

	FG	FGA	Pct	Long
Pittsburgh	23	24	.958	59
Las Vegas	33	35	.943	54
New England	26	28	.929	51
Kansas City	25	27	.926	58
Miami	36	39	.923	56
Baltimore	26	29	.897	55
Houston	27	31	.871	54
Indianapolis	32	37	.865	53
Buffalo	28	34	.824	58
Denver	28	35	.800	58
Cincinnati	27	34	.794	55
Cleveland	19	24	.792	46
N.Y. Jets	21	28	.750	55
L.A. Chargers	24	33	.727	53
Jacksonville	18	25	.720	59
Tennessee	20	28	.714	55
AFC Total	413	491	---	59
AFC Average	25.8	30.7	.841	--

NATIONAL FOOTBALL CONFERENCE—FIELD GOALS

	FG	FGA	Pct	Long
Green Bay	16	16	1.000	57
Seattle	24	24	1.000	61
N.Y. Giants	31	32	.969	55
Atlanta	38	40	.950	54
Chicago	30	32	.938	55
Tampa Bay	28	31	.903	50
San Francisco	22	26	.846	52
Dallas	34	41	.829	59
New Orleans	23	28	.821	53
Carolina	29	36	.806	56
L.A. Rams	24	30	.800	51
Washington	27	34	.794	51
Arizona	23	30	.767	56
Detroit	21	28	.750	59
Philadelphia	14	19	.737	54
Minnesota	15	22	.682	53
NFC Total	399	469	---	61
NFC Average	24.9	29.3	.851	--
League Total	812	960	---	61
League Average	25.4	30.0	.846	--

2020 INDIVIDUAL STATISTICS—FIELD GOALS**AFC—INDIVIDUAL FIELD GOALS**

	1-19	20-29	30-39	40-49	50 or	Totals	Avg	Avg	Avg	Long
	Yards	Yards	Yards	Yards	Longer		Yds	Yds	Yds	
							Att	Made	Miss	
Boswell, Chris, Pit.	0-0	5-5	6-6	7-8	1-1	19-20	36.6	36.2	45.0	59
	---	1.000	1.000	.875	1.000	.950				
Carlson, Daniel, L.V.	0-0	18-18	8-8	3-5	4-4	33-35	32.9	32.4	41.0	54
	---	1.000	1.000	.600	1.000	.943				
Folk, Nick, N.E.	0-0	6-6	7-7	11-12	2-3	26-28	37.9	37.1	48.0	51
	---	1.000	1.000	.917	.667	.929				
Butker, Harrison, K.C.	2-2	7-7	9-9	3-5	4-4	25-27	35.8	35.0	45.0	58
	1.000	1.000	1.000	.600	1.000	.926				
Sanders, Jason, Mia.	1-1	8-8	7-7	12-14	8-9	36-39	40.1	39.5	48.0	56
	1.000	1.000	1.000	.857	.889	.923				
Tucker, Justin, Bal.	0-0	8-8	6-7	9-9	3-5	26-29	38.9	37.5	51.3	55
	---	1.000	.857	1.000	.600	.897				
Fairbairn, Ka'imi, Hou.	0-0	8-8	9-9	6-8	4-6	27-31	38.0	36.6	47.8	54
	---	1.000	1.000	.750	.667	.871				
* Blankenship, Rodrigo, Ind.	0-0	10-10	12-13	9-11	1-3	32-37	35.8	34.3	45.2	53
	---	1.000	.923	.818	.333	.865				
Parkey, Cody, Cle.	0-0	5-5	4-6	10-11	0-0	19-22	37.5	36.9	41.0	46
	---	1.000	.667	.909	---	.864				
* Bass, Tyler, Buf.	1-1	9-9	6-9	8-9	4-6	28-34	38.3	37.0	44.5	58
	1.000	1.000	.667	.889	.667	.824				
McManus, Brandon, Den.	0-0	6-6	4-5	8-8	10-15	28-34	44.5	41.8	56.8	58
	---	1.000	.800	1.000	.667	.824				
Bullock, Randy, Cin.	0-0	3-3	8-10	7-8	3-5	21-26	40.3	39.2	44.8	55
	---	1.000	.800	.875	.600	.808				
Badgley, Mike, LA-C	0-0	8-8	6-6	8-13	2-6	24-33	39.5	35.8	49.4	53
	---	1.000	1.000	.615	.333	.727				
Gostkowski, Stephen, Ten.	0-0	2-3	4-5	5-10	7-8	18-26	42.6	42.7	42.4	55
	---	.667	.800	.500	.875	.692				
(Nonqualifiers)										
Ficken, Sam, NYJ	0-0	5-5	6-6	1-1	1-3	13-15	35.5	32.9	52.5	54
	---	1.000	1.000	1.000	.333	.867				
Castillo, Sergio, NYJ	0-0	1-2	3-4	2-5	2-2	8-13	41.2	42.4	39.4	55
	---	.500	.750	.400	1.000	.615				
* Sloman, Sam, LA-R-Ten.	0-0	2-3	6-6	2-3	0-1	10-13	35.7	33.4	43.3	47
	---	.667	1.000	.667	.000	.769				
Rosas, Aldrick, Jac.	0-0	3-3	2-2	0-1	3-5	8-11	40.4	36.1	51.7	54
	---	1.000	1.000	.000	.600	.727				
Seibert, Austin, Cle.-Cin.	0-0	0-0	5-5	1-3	0-1	6-9	41.0	37.3	48.3	48
	---	---	1.000	.333	.000	.667				
Lambo, Josh, Jac.	0-0	0-0	2-2	1-1	2-2	5-5	44.0	44.0	---	59
	---	---	1.000	1.000	1.000	1.000				
McLaughlin, Chase, Jac.	0-0	1-1	1-1	1-1	1-2	4-5	41.6	36.5	62.0	52
	---	1.000	1.000	1.000	.500	.800				
Wright, Matthew, Pit.	0-0	1-1	1-1	2-2	0-0	4-4	39.5	39.5	---	46
	---	1.000	1.000	1.000	---	1.000				
Brown, Jon, Jac.	0-0	0-0	1-2	0-0	0-0	1-2	31.5	31.0	32.0	31
	---	---	.500	---	---	.500				
Hauschka, Stephen, Jac.	0-0	0-1	0-0	0-1	0-0	0-2	36.5	---	36.5	0
	---	.000	---	.000	---	.000				
Gillan, Jamie, Cle.	0-0	0-0	0-0	0-0	0-1	0-1	61.0	---	61.0	0
	---	---	---	---	.000	.000				
Russolino, Taylor, Den.	0-0	0-0	0-0	0-0	0-1	0-1	51.0	---	51.0	0
	---	---	---	---	.000	.000				
AFC Totals	4-4	114-117	118-131	115-147	62-92	413-491	38.7	37.2	46.8	59
	1.000	.974	.901	.782	.674	.841				
NFL Totals	7-7	202-210	252-271	245-304	106-168	812-960	38.9	37.4	47.2	61
	1.000	.962	.930	.806	.631	.846				

Leader based on overall percentage, minimum 16 field goals

* Player that was a rookie in 2020

2020 INDIVIDUAL STATISTICS—FIELD GOALS

NFC—INDIVIDUAL FIELD GOALS

	1-19 Yards	20-29 Yards	30-39 Yards	40-49 Yards	50 or Longer	Totals	Avg Yds Att	Avg Yds Made	Avg Yds Miss	Long
Crosby, Mason, G.B.	1-1 1.000	1-1 1.000	5-5 1.000	5-5 1.000	4-4 1.000	16-16 1.000	41.1	41.1	---	57
Myers, Jason, Sea.	0-0 ---	2-2 1.000	7-7 1.000	13-13 1.000	2-2 1.000	24-24 1.000	41.0	41.0	---	61
Gano, Graham, NY-G	0-0 ---	4-4 1.000	13-13 1.000	9-9 1.000	5-6 .833	31-32 .969	40.0	39.5	57.0	55
Koo, Younghoe, Atl.	0-0 ---	10-10 1.000	11-12 .917	8-9 .889	8-8 1.000	37-39 .949	38.4	38.1	43.5	54
Santos, Cairo, Chi.	0-0 ---	9-9 1.000	10-10 1.000	9-10 .900	2-3 .667	30-32 .938	36.2	35.4	48.0	55
Succop, Ryan, T.B.	1-1 1.000	10-10 1.000	9-9 1.000	7-9 .778	1-2 .500	28-31 .903	35.6	34.4	46.7	50
Gay, Matt, LA-R	0-0 ---	2-2 1.000	5-6 .833	6-7 .857	1-1 1.000	14-16 .875	39.1	38.9	40.5	51
Zuerlein, Greg, Dal.	1-1 1.000	5-5 1.000	13-13 1.000	12-13 .923	3-9 .333	34-41 .829	40.6	38.1	52.6	59
Gould, Robbie, S.F.	0-0 ---	3-3 1.000	5-6 .833	9-10 .900	2-4 .500	19-23 .826	39.9	38.6	45.8	52
Lutz, Wil, N.O.	0-0 ---	5-6 .833	10-10 1.000	7-9 .778	1-3 .333	23-28 .821	37.8	36.3	44.4	53
Slye, Joey, Car.	0-0 ---	11-12 .917	10-10 1.000	7-8 .875	1-6 .167	29-36 .806	37.2	33.8	51.6	56
Hopkins, Dustin, Was.	0-0 ---	5-5 1.000	7-8 .875	13-17 .765	2-4 .500	27-34 .794	40.4	38.7	46.7	51
Prater, Matt, Det.	0-0 ---	4-4 1.000	7-7 1.000	4-7 .571	6-10 .600	21-28 .750	43.0	40.2	51.4	59
Elliott, Jake, Phi.	0-0 ---	1-3 .333	6-6 1.000	5-5 1.000	2-5 .400	14-19 .737	40.5	39.8	42.6	54
Gonzalez, Zane, Ariz	0-0 ---	4-4 1.000	2-2 1.000	8-13 .615	2-3 .667	16-22 .727	42.4	40.6	47.3	56
Bailey, Dan, Min.	0-0 ---	6-6 1.000	3-4 .750	4-7 .571	2-5 .400	15-22 .682	39.1	34.9	48.1	53
(Nonqualifiers)										
Nugent, Mike, Ariz	0-0 ---	1-1 1.000	4-5 .800	2-2 1.000	0-0 ---	7-8 .875	35.3	35.0	37.0	43
Vizcaino, Tristan, S.F.	0-0 ---	0-0 ---	2-2 1.000	1-1 1.000	0-0 ---	3-3 1.000	38.7	38.7	---	47
Forbath, Kai, LA-R	0-0 ---	2-2 1.000	0-0 ---	0-1 .000	0-0 ---	2-3 .667	31.3	23.0	48.0	23
Fry, Elliott, Atl.	0-0 ---	1-1 1.000	0-0 ---	0-0 ---	0-0 1.000	1-1 1.000	23.0	23.0	---	23
NFC Totals	3-3 1.000	88-93 .946	134-140 .957	130-157 .828	44-76 .579	399-469 .851	39.1	37.6	47.6	61
NFL Totals	7-7 1.000	202-210 .962	252-271 .930	245-304 .806	106-168 .631	812-960 .846	38.9	37.4	47.2	61

Leader based on overall percentage, minimum 16 field goals
 * Player that was a rookie in 2020

2020 INDIVIDUAL STATISTICS—RUSHING

RUSHING

YARDS

AFC:	2027	Derrick Henry, Tennessee
NFC:	1557	Dalvin Cook, Minnesota

YARDS, GAME

AFC:	253	Jonathan Taylor*, Indianapolis vs. Jacksonville, January 3 (30 attempts, 2 TD)
NFC:	206	Dalvin Cook, Minnesota vs. Detroit, November 8 (22 attempts, 2 TD)

LONGEST

NFC:	98	Ronald Jones, Tampa Bay at Carolina, November 15 - TD
AFC:	94	Derrick Henry, Tennessee vs. Houston, October 18 - TD - (OT)

ATTEMPTS

AFC:	378	Derrick Henry, Tennessee
NFC:	312	Dalvin Cook, Minnesota

ATTEMPTS, GAME

AFC:	34	Derrick Henry, Tennessee at Houston, January 3 (250 yards, 2 TD)
NFC:	32	Dalvin Cook, Minnesota vs. Jacksonville, December 6 (120 yards, 0 TD) - (OT)
	32	David Montgomery, Chicago at Minnesota, December 20 (146 yards, 2 TD)

YARDS PER ATTEMPT

AFC:	6.3	Lamar Jackson, Baltimore
NFC:	6.2	Kyler Murray, Arizona

TOUCHDOWNS

AFC:	17	Derrick Henry, Tennessee
NFC:	16	Dalvin Cook, Minnesota
	16	Alvin Kamara, New Orleans

TEAM LEADERS, YARDS

AFC: BALTIMORE, 1005, Lamar Jackson; BUFFALO, 687, Devin Singletary; CINCINNATI, 428, Joe Mixon; CLEVELAND, 1067, Nick Chubb; DENVER, 986, Melvin Gordon; HOUSTON, 691, David Johnson; INDIANAPOLIS, 1169, Jonathan Taylor; JACKSONVILLE, 1070, James Robinson*; KANSAS CITY, 803, Clyde Edwards-Helaire*; LAS VEGAS, 1065, Josh Jacobs; L.A. CHARGERS, 530, Austin Ekeler; MIAMI, 584, Myles Gaskin; NEW ENGLAND, 691, Damien Harris; N.Y. JETS, 653, Frank Gore; PITTSBURGH, 721, James Conner; TENNESSEE, 2027, Derrick Henry.

NFC: ARIZONA, 955, Kenyan Drake; ATLANTA, 678, Todd Gurley; CAROLINA, 642, Mike Davis; CHICAGO, 1070, David Montgomery; DALLAS, 979, Ezekiel Elliott; DETROIT, 604, Adrian Peterson; GREEN BAY, 1104, Aaron Jones; L.A. RAMS, 625, Cam Akers*; MINNESOTA, 1557, Dalvin Cook; NEW ORLEANS, 932, Alvin Kamara; N.Y. GIANTS, 682, Wayne Gallman; PHILADELPHIA, 867, Miles Sanders; SAN FRANCISCO, 600, Jeff Wilson; SEATTLE, 681, Chris Carson; TAMPA BAY, 978, Ronald Jones; WASHINGTON, 795, Antonio Gibson*.

TEAM CHAMPION

AFC:	3071	Baltimore
NFC:	2283	Minnesota

* Player that was a rookie in 2020

NFL TOP 10 RUSHERS

	Att	Yards	Avg	Long	TD
Henry, Derrick, Ten.	378	2027	5.4	94t	17
Cook, Dalvin, Min.	312	1557	5.0	70t	16
* Taylor, Jonathan, Ind.	232	1169	5.0	62t	11
Jones, Aaron, G.B.	201	1104	5.5	77t	9
Montgomery, David, Chi.	247	1070	4.3	80t	8
* Robinson, James, Jac.	240	1070	4.5	47	7
Chubb, Nick, Cle.	190	1067	5.6	59	12
Jacobs, Josh, L.V.	273	1065	3.9	28t	12
Jackson, Lamar, Bal.	159	1005	6.3	50t	7
Gordon, Melvin, Den.	215	986	4.6	65	9

AFC—INDIVIDUAL RUSHERS

	Att	Yards	Avg	Long	TD
Henry, Derrick, Ten.	378	2027	5.4	94t	17
* Taylor, Jonathan, Ind.	232	1169	5.0	62t	11
* Robinson, James, Jac.	240	1070	4.5	47	7
Chubb, Nick, Cle.	190	1067	5.6	59	12
Jacobs, Josh, L.V.	273	1065	3.9	28t	12
Jackson, Lamar, Bal.	159	1005	6.3	50t	7
Gordon, Melvin, Den.	215	986	4.6	65	9
Hunt, Kareem, Cle.	198	841	4.2	33	6
* Dobbins, J.K., Bal.	134	805	6.0	72t	9
* Edwards-Helaire, Clyde, K.C.	181	803	4.4	31	4
Edwards, Gus, Bal.	144	723	5.0	36	6
Conner, James, Pit.	169	721	4.3	59	6
Harris, Damien, N.E.	137	691	5.0	41	2
Johnson, David, Hou.	147	691	4.7	48	6
Singletary, Devin, Buf.	156	687	4.4	51t	2
Gore, Frank, NYJ	187	653	3.5	17	2
Newton, Cam, N.E.	137	592	4.3	49	12
Gaskin, Myles, Mia.	142	584	4.1	26	3
Ekeler, Austin, LA-C	116	530	4.6	27	1
Lindsay, Phillip, Den.	118	502	4.3	55t	1
* Moss, Zack, Buf.	112	481	4.3	31	4
Michel, Sony, N.E.	79	449	5.7	48	1
Watson, Deshaun, Hou.	90	444	4.9	16	3
Mixon, Joe, Cin.	119	428	3.6	34t	3
Booker, Devontae, L.V.	93	423	4.5	43	3
Allen, Josh, Buf.	102	421	4.1	24t	8
Bernard, Giovanni, Cin.	124	416	3.4	15	3
Hines, Nyheim, Ind.	89	380	4.3	31	3
Snell, Benny, Pit.	111	368	3.3	30	4
* Kelley, Joshua, LA-C	111	354	3.2	33	2
Bell, Le'Veon, NYJ-K.C.	82	328	4.0	16	2
* Ahmed, Salvon, Mia.	75	319	4.3	31	3
Mahomes, Patrick, K.C.	62	308	5.0	24	2
Wilkins, Jordan, Ind.	84	308	3.7	22	1
Ballage, Kalen, NYJ-LA-C	91	303	3.3	17	3
Perine, Samaje, Cin.	63	301	4.8	46t	3
Ingram, Mark, Bal.	72	299	4.2	30t	2
Burkhead, Rex, N.E.	67	274	4.1	18	3
Jackson, Justin, LA-C	59	270	4.6	36	0
Tannehill, Ryan, Ten.	43	266	6.2	45t	7
Breida, Matt, Mia.	59	254	4.3	24	0
Johnson, Ty, NYJ	54	254	4.7	34	1
Johnson, Duke, Hou.	77	235	3.1	23	1
* Herbert, Justin, LA-C	55	234	4.3	31	5
* Perine, La'Mical, NYJ	64	232	3.6	20	2
Darnold, Sam, NYJ	37	217	5.9	46t	2
McNichols, Jeremy, Ten.	47	204	4.3	20	1
Freeman, Royce, Den.	35	170	4.9	23	0
Williams, Darrel, K.C.	39	169	4.3	13t	1
Johnson, D'Ernest, Cle.	33	166	5.0	28	0
Mayfield, Baker, Cle.	54	165	3.1	28	1
Lock, Drew, Den.	44	160	3.6	16	3
Adams, Josh, NYJ	29	157	5.4	25	2
Williams, Trayveon, Cin.	26	157	6.0	55	0
Minshew, Gardner, Jac.	29	153	5.3	16	1
Fitzpatrick, Ryan, Mia.	30	151	5.0	17	2

2020 INDIVIDUAL STATISTICS—RUSHING

	Att	Yards	Avg	Long	TD		Att	Yards	Avg	Long	TD
Ogunbowale, Dare, Jac.	32	145	4.5	25	0	Landry, Jarvis, Cle.	4	10	2.5	5	1
* Burrow, Joe, Cin.	37	142	3.8	23t	3	Woodside, Logan, Ten.	7	10	1.4	18	0
Carr, Derek, L.V.	39	140	3.6	18	3	McKenzie, Isaiah, Buf.	10	9	0.9	14	0
Hill, Tyreek, K.C.	13	123	9.5	32t	2	Meyers, Jakobi, N.E.	2	9	4.5	7	0
Richard, Jalen, L.V.	22	123	5.6	20t	1	Perry, Senorise, Ten.	2	9	4.5	6	0
White, James, N.E.	35	121	3.5	10	2	Peterman, Nathan, L.V.	1	9	9.0	9	0
* McFarland, Anthony, Pit.	33	113	3.4	20	0	* Phillips, Scottie, Hou.	2	9	4.5	5	0
* Taylor, J.J., N.E.	23	110	4.8	28	0	Hoyer, Brian, N.E.	1	8	8.0	8	0
* Tagovailoa, Tua, Mia.	36	109	3.0	17	3	Sherman, Anthony, K.C.	3	8	2.7	6	0
Thompson, Darwin, K.C.	27	97	3.6	14	1	Erickson, Alex, Cin.	5	7	1.4	7	0
Foreman, D'Onta, Ten.	22	95	4.3	15	0	* Hinton, Kendall, Den.	2	7	3.5	5	0
* Shenault, Laviska Jr., Jac.	18	91	5.1	17	0	* Nabers, Gabe, LA-C	2	7	3.5	4	0
Washington, DeAndre, K.C.-Mia.31	91	2.9	16	0	Stidham, Jarrett, N.E.	7	7	1.0	6	0	
Mariota, Marcus, L.V.	9	88	9.8	26	1	Taylor, Tyrod, LA-C	6	7	1.2	4	0
Pope, Troymaine, LA-C	15	76	5.1	26	0	Perriman, Breshad, NYJ	1	6	6.0	6	0
Beckham, Odell, Cle.	3	72	24.0	50t	1	* Perry, Malcolm, Mia.	3	5	1.7	6	0
Laird, Patrick, Mia.	13	72	5.5	17	0	Akins, Jordan, Hou.	1	4	4.0	4	0
* Duvernay, Devin, Bal.	4	70	17.5	42	0	Hooker, Amani, Ten.	1	4	4.0	4	0
Yeldon, T.J., Buf.	10	70	7.0	34	0	Ingold, Alec, L.V.	3	4	1.3	3	0
Griffin III, Robert, Bal.	12	69	5.8	39	0	Janovich, Andy, Cle.	2	4	2.0	2	0
Finley, Ryan, Cin.	11	66	6.0	23t	1	Moncrief, Donte, N.E.	1	4	4.0	4	0
McCloud, Ray-Ray, Pit.	4	65	16.3	58	0	Reynolds, Craig, Jac.	1	4	4.0	4	0
Howell, Buddy, Hou.	16	64	4.0	9	0	Smith, Jonnu, Ten.	2	4	2.0	3	1
* Williams, Antonio, Buf.	12	63	5.3	18t	2	Burton, Trey, Ind.	2	3	1.5	2t	2
Hill, Justice, Bal.	12	60	5.0	19	0	Godwin, Terry, Jac.	1	3	3.0	3	0
* Evans, Darrynton, Ten.	14	54	3.9	9	0	Natson, JoJo, Cle.	1	3	3.0	3	0
Boyd, Tyler, Cin.	5	49	9.8	25	0	Watkins, Sammy, K.C.	1	3	3.0	3	0
* Ruggs III, Henry, L.V.	9	49	5.4	12	0	Cole, Keelan, Jac.	1	2	2.0	2	0
Hilliard, Dontrell, Cle.	9	48	5.3	19	0	Brown, Marquise, Bal.	1	1	1.0	1	0
* Harris, DeMichael, Ind.	6	46	7.7	19	0	Diggs, Stefan, Buf.	1	1	1.0	1	0
Williams, Shawn, Cin.	2	46	23.0	39	0	Heath, Jeff, L.V.	1	1	1.0	1	0
* Hamler, K.J., Den.	9	40	4.4	15	0	Ozigbo, Devine, Jac.	1	1	1.0	1	0
* Bowden, Lynn, Mia.	9	32	3.6	11	0	Thomas, Mike, Cin.	1	1	1.0	1	0
Hardman, Mecole, K.C.	4	31	7.8	20	0	Williams, Mike, LA-C	1	1	1.0	1	0
Berrios, Braxton, NYJ	3	29	9.7	15	0	Cole, A.J., L.V.	1	0	0.0	0	0
* Reed, Joe, LA-C	5	29	5.8	8	1	* Davis, Gabriel, Buf.	1	0	0.0	0	0
Driskel, Jeff, Den.	6	28	4.7	9	0	Fuller, Will, Hou.	1	0	0.0	0	0
* Higgins, Tee, Cin.	5	28	5.6	13	0	Guyton, Jalen, LA-C	2	0	0.0	4	0
Samuels, Jaylen, Pit.	9	28	3.1	6	0	Harry, N'Keal, N.E.	2	0	0.0	2	0
Allen, Brandon, Cin.	13	27	2.1	4	0	Martin, Sam, Den.	1	0	0.0	0	0
Mack, Marlon, Ind.	4	26	6.5	18	0	Skura, Matt, Bal.	1	0	0.0	0	0
* Pittman, Michael, Ind.	3	26	8.7	21	0	Wesco, Trevon, NYJ	1	0	0.0	0	0
Fejedelem, Clayton, Mia.	2	23	11.5	22	0	Allen, Keenan, LA-C	1	-1	-1.0	-1	0
* Huntley, Tyler, Bal.	10	23	2.3	19	0	Ricard, Patrick, Bal.	1	-1	-1.0	-1	0
Olszewski, Gunner, N.E.	5	23	4.6	12	0	Gillan, Jamie, Cle.	1	-2	-2.0	-2	0
Edelman, Julian, N.E.	2	22	11.0	23	0	Henne, Chad, K.C.	7	-2	-0.3	1t	1
Flacco, Joe, NYJ	6	22	3.7	9	0	Stick, Easton, LA-C	1	-2	-2.0	-2	0
* Zuber, Isaiah, N.E.	2	21	10.5	13	0	Raymond, Kalif, Ten.	1	-3	-3.0	-3	0
Batson, Cameron, Ten.	4	20	5.0	11	0	Roberts, Andre, Buf.	1	-3	-3.0	-3	0
Dobbs, Joshua, Pit.	2	20	10.0	13	0	Rypien, Brett, Den.	5	-5	-1.0	-1	0
Grant, Jakeem, Mia.	3	20	6.7	29	0	Barkley, Matt, Buf.	6	-6	-1.0	-1	0
Thompson, Chris, Jac.	7	20	2.9	5	0	Rudolph, Mason, Pit.	7	-6	-0.9	1	0
Brissett, Jacoby, Ind.	17	19	1.1	5	3	Rivers, Philip, Ind.	18	-8	-0.4	3	0
Prosis, C.J., Hou.	10	19	1.9	7	0	Long, Ty, LA-C	1	-28	-28.0	-28	0
Spencer, Diontae, Den.	3	19	6.3	9	0						
Glennon, Mike, Jac.	6	17	2.8	4	0						
Johnson, Tyron, LA-C	3	17	5.7	7	0						
McSorley, Trace, Bal.	5	17	3.4	9	0						
Campbell, Parris, Ind.	2	16	8.0	9	0						
* Claypool, Chase, Pit.	10	16	1.6	8	2						
Byrd, Damiere, N.E.	2	15	7.5	11	0						
Johnson, Diontae, Pit.	3	15	5.0	9	0						
Crowder, Jamison, NYJ	1	14	14.0	14	0						
Riddick, Theo, L.V.	6	14	2.3	11	0						
* Luton, Jake, Jac.	1	13	13.0	13t	1						
Malone, Josh, NYJ	1	12	12.0	12	0						
* Bellamy, LeVante, Den.	4	11	2.8	8	0						
Dulin, Ashton, Ind.	2	11	5.5	8	0						
Roethlisberger, Ben, Pit.	25	11	0.4	11	0						

t = Touchdown
 Leader based on most yards gained
 * Player that was a rookie in 2020

NFC—INDIVIDUAL RUSHERS

	Att	Yards	Avg	Long	TD
Cook, Dalvin, Min.	312	1557	5.0	70t	16
Jones, Aaron, G.B.	201	1104	5.5	77t	9
Montgomery, David, Chi.	247	1070	4.3	80t	8
Elliott, Ezekiel, Dal.	244	979	4.0	31	6
Jones, Ronald, T.B.	192	978	5.1	98t	7
Drake, Kenyan, Ariz	239	955	4.0	69t	10
Kamara, Alvin, N.O.	187	932	5.0	49	16
Sanders, Miles, Phi.	164	867	5.3	82t	6

2020 INDIVIDUAL STATISTICS—RUSHING

	Att	Yards	Avg	Long	TD		Att	Yards	Avg	Long	TD
Murray, Kyle, Ariz	133	819	6.2	48	11	Harris, Deonte, N.O.	6	51	8.5	23	0
* Gibson, Antonio, Was.	170	795	4.7	40	11	Shepard, Sterling, NY-G	6	49	8.2	23t	1
Gallman, Wayne, NY-G	147	682	4.6	60	6	Haskins, Dwayne, Was.	20	46	2.3	19	1
Carson, Chris, Sea.	141	681	4.8	29t	5	Abdullah, Ameer, Min.	8	42	5.3	13	0
Gurley, Todd, Atl.	195	678	3.5	35t	9	Barkley, Saquon, NY-G	19	34	1.8	18	0
Murray, Lataavius, N.O.	146	656	4.5	36t	4	Penny, Rashaad, Sea.	11	34	3.1	7	0
Davis, Mike, Car.	165	642	3.9	25	6	* Pierce, Artavis, Chi.	6	34	5.7	23	1
* Akers, Cam, LA-R	145	625	4.3	61	2	Agnew, Jamal, Det.	6	33	5.5	11	0
Henderson, Darrell, LA-R	138	624	4.5	40	5	Cannon, Trenton, Car.	10	33	3.3	13	0
Peterson, Adrian, Det.	156	604	3.9	38	7	Kupp, Cooper, LA-R	4	33	8.3	16	0
Wilson, Jeff, S.F.	126	600	4.8	34	7	McCoy, LeSean, T.B.	10	31	3.1	14	0
Mostert, Raheem, S.F.	104	521	5.0	80t	2	Scarborough, Bo, Sea.	6	31	5.2	12	0
* Swift, D'Andre, Det.	114	521	4.6	54	8	McLaurin, Terry, Was.	2	30	15.0	27	0
Wilson, Russell, Sea.	83	513	6.2	38	2	* Chinn, Jeremy, Car.	2	29	14.5	28	0
Williams, Jamaal, G.B.	119	505	4.2	25	2	Beathard, C.J., S.F.	6	28	4.7	17	0
Hill, Brian, Atl.	100	465	4.7	62	1	Gilbert, Garrett, Dal.	3	28	9.3	15	0
Hill, Taysom, N.O.	87	457	5.3	43	8	Allen, Kyle, Was.	7	26	3.7	13	1
Edmonds, Chase, Ariz	97	448	4.6	32	1	Engram, Evan, NY-G	6	26	4.3	9	1
Pollard, Tony, Dal.	101	435	4.3	42t	4	* Reagar, Jalen, Phi.	4	26	6.5	19	0
Mattison, Alexander, Min.	96	434	4.5	25	2	Samuel, Deebo, S.F.	8	26	3.3	10	0
Jones, Daniel, NY-G	65	423	6.5	80	1	Garoppolo, Jimmy, S.F.	10	25	2.5	9	0
Brown, Malcolm, LA-R	101	419	4.1	19	5	* Dowdle, Rico, Dal.	7	24	3.4	7	0
Scott, Boston, Phi.	80	374	4.7	56t	1	* Stevens, Tommy, Car.	4	24	6.0	10	0
Fournette, Leonard, T.B.	97	367	3.8	46t	6	* DiNucci, Ben, Dal.	6	22	3.7	10	0
McKissic, J.D., Was.	85	365	4.3	17	1	* Gandy-Golden, Antonio, Was.	1	22	22.0	22	0
Hyde, Carlos, Sea.	81	356	4.4	50t	4	Heinicke, Taylor, Was.	3	22	7.3	12	0
* Hurts, Jalen, Phi.	63	354	5.6	24	3	Moore, D.J., Car.	2	22	11.0	21	0
McKinnon, Jerick, S.F.	81	319	3.9	55	5	* Mooney, Darnell, Chi.	4	20	5.0	16	0
Bridgewater, Teddy, Car.	53	279	5.3	18t	5	Hart, Penny, Sea.	1	19	19.0	19	0
Wentz, Carson, Phi.	52	276	5.3	40	5	* Huntley, Jason, Phi.	5	19	3.8	10	0
Smith, Ito, Atl.	63	268	4.3	24	1	Blough, David, Det.	1	18	18.0	18	0
Barber, Peyton, Was.	94	258	2.7	15	4	Burton, Michael, N.O.	7	18	2.6	7	0
* Dillon, A.J., G.B.	46	242	5.3	30t	2	Ham, C.J., Min.	5	18	3.6	10	0
Morris, Alfred, NY-G	55	238	4.3	20	1	Sims, Steven, Was.	1	18	18.0	18	0
Patterson, Cordarrelle, Chi.	64	232	3.6	13	1	Kittle, George, S.F.	2	17	8.5	9	0
McCaffrey, Christian, Car.	59	225	3.8	15	5	Lazard, Allen, G.B.	2	17	8.5	19	0
Samuel, Curtis, Car.	41	200	4.9	45	2	Daniel, Chase, Det.	2	16	8.0	11	0
Trubisky, Mitchell, Chi.	33	195	5.9	45	1	Gabbert, Blaine, T.B.	9	16	1.8	16	0
Johnson, Kerryon, Det.	52	181	3.5	14	2	* Wright, Isaiah, Was.	3	16	5.3	9	0
Freeman, Devonta, NY-G	54	172	3.2	14	1	Anderson, Robby, Car.	4	15	3.8	11	0
Cousins, Kirk, Min.	32	156	4.9	16	1	Penny, Elijah, NY-G	6	15	2.5	5	0
* Smith, Rodney, Car.	41	156	3.8	13	1	Streveler, Chris, Ariz	4	15	3.8	12	0
Woods, Robert, LA-R	24	155	6.5	40	2	Thielen, Adam, Min.	3	15	5.0	8	0
Rodgers, Aaron, G.B.	38	149	3.9	14	3	Washington, Dwayne, N.O.	8	15	1.9	5	0
* Hasty, JaMyca, S.F.	39	148	3.8	20	1	Cooper, Amari, Dal.	6	14	2.3	10	0
Lewis, Dion, NY-G	29	115	4.0	19	2	Lewis, Tommylee, N.O.	2	14	7.0	16	0
Dalton, Andy, Dal.	28	114	4.1	13	0	Miller, Scott, T.B.	3	14	4.7	7	0
Stafford, Matthew, Det.	29	112	3.9	17	0	* Jones, Tony, N.O.	3	13	4.3	6	0
* Vaughn, Ke'Shawn, T.B.	26	109	4.2	19	0	Valdes-Scantling, Marque, G.B.	4	13	3.3	9	0
* Dallas, DeeJay, Sea.	34	108	3.2	13	2	Jackson, DeSean, Phi.	1	12	12.0	12	0
Montgomery, Ty, N.O.	19	101	5.3	36	0	McCoy, Colt, NY-G	9	12	1.3	4	0
Goff, Jared, LA-R	51	99	1.9	10	4	Miller, Anthony, Chi.	2	12	6.0	9	0
Prescott, Dak, Dal.	18	93	5.2	12	3	Sanders, Emmanuel, N.O.	1	12	12.0	12	0
Ryan, Matt, Atl.	29	92	3.2	16	2	Sudfeldt, Nate, Phi.	2	12	6.0	12	0
Homer, Travis, Sea.	25	88	3.5	12	0	Mingo, Barkevious, Chi.	1	11	11.0	11	0
* Lamb, CeeDee, Dal.	10	82	8.2	19t	1	Armah, Alex, Car.	6	9	1.5	3	0
* Aiyuk, Brandon, S.F.	6	77	12.8	38t	2	Gage, Russell, Atl.	2	9	4.5	11	0
Collins, Alex, Sea.	18	77	4.3	13t	2	Taylor, Malik, G.B.	1	9	9.0	9	0
Clement, Corey, Phi.	21	75	3.6	7	1	Mullens, Nick, S.F.	9	8	0.9	7	0
Cohen, Tarik, Chi.	14	74	5.3	17	0	Williams, Dexter, G.B.	2	8	4.0	5	0
Bonafon, Reggie, Car.	12	69	5.8	22	0	Powell, Brandon, Atl.	2	7	3.5	4	0
Ervin, Tyler, G.B.	13	67	5.2	21	0	Smith, Keith, Atl.	4	7	1.8	3	0
Juszczyk, Kyle, S.F.	17	64	3.8	10	2	St. Brown, Equanimeous, G.B.	1	7	7.0	7	0
Moore, David, Sea.	8	61	7.6	15	0	Brady, Tom, T.B.	30	6	0.2	4	3
Howard, Jordan, Mia.-Phi.	35	60	1.7	11	4	Lovett, John, G.B.	3	6	2.0	4	0
Boone, Mike, Min.	11	59	5.4	19	1	Bellore, Nick, Sea.	1	5	5.0	5	0
Wolford, John, LA-R	6	56	9.3	14	0	Reynolds, Josh, LA-R	1	5	5.0	5	0
Coleman, Tevin, S.F.	28	53	1.9	12	0	Sims, Cam, Was.	1	5	5.0	5	0

2020 INDIVIDUAL STATISTICS—RUSHING

	Att	Yards	Avg	Long	TD
Thomas, Logan, Was.	3	5	1.7	3	0
Williams, Jonathan, Det.	1	5	5.0	5	0
Brooks-James, Tony, Atl.	3	4	1.3	4	0
Brown, Noah, Dal.	1	4	4.0	4	0
Board, C.J., NY-G	1	3	3.0	3	0
Kirk, Christian, Ariz	2	3	1.5	3	0
Moore, C.J., Det.	1	3	3.0	3	0
Ollison, Qadree, Atl.	1	3	3.0	3	0
Sanu, Mohamed, Det.	1	3	3.0	3	0
Smith, Alex, Was.	10	3	0.3	5	0
Smith, Tre'Quan, N.O.	1	3	3.0	3	0
Thompson, Darian, Dal.	1	3	3.0	3	0
Walter, Austin, S.F.	1	3	3.0	3	0
Amendola, Danny, Det.	1	2	2.0	2	0
Bell, Blake, Dal.	1	2	2.0	2	0
Everett, Gerald, LA-R	1	2	2.0	2t	1
Foster, D.J., Ariz	2	2	1.0	2	0
* Hartsfield, Myles, Car.	2	2	1.0	2	0
* Jefferson, Justin, Min.	1	2	2.0	2	0
Neasman, Sharrod, Atl.	1	2	2.0	2	0
Wims, Javon, Chi.	1	2	2.0	2	0
Foles, Nick, Chi.	16	1	0.1	7	1
Hall, Marvin, Det.	1	1	1.0	1	0
Higbee, Tyler, LA-R	1	1	1.0	1	0
* Hightower, John, Phi.	1	1	1.0	1	0
Hopkins, DeAndre, Ariz	1	1	1.0	1	0
Ridley, Calvin, Atl.	5	1	0.2	8	0
Thomas, Michael, N.O.	1	1	1.0	1	0
Zylstra, Brandon, Car.	1	1	1.0	1	0
Cabinda, Jason, Det.	1	0	0.0	0	0
Hockenson, T.J., Det.	1	0	0.0	0	0
Jones, Chris, Dal.	1	0	0.0	0	0
Nall, Ryan, Chi.	3	0	0.0	0	0
Zaccheaus, Olamide, Atl.	1	0	0.0	0	0
* Jefferson, Van, LA-R	1	-1	-1.0	-1	0
Robinson, Allen, Chi.	1	-1	-1.0	-1	0
Slayton, Darius, NY-G	2	-1	-0.5	2	0
Brees, Drew, N.O.	18	-2	-0.1	3	2
Brown, Antonio, T.B.	2	-2	-1.0	1	0
Smith, Geno, Sea.	2	-2	-1.0	0	0
Walker, P.J., Car.	5	-2	-0.4	2	0
* Kmet, Cole, Chi.	1	-3	-3.0	-3	0
Schaub, Matt, Atl.	3	-4	-1.3	-1	0
Ward, Greg, Phi.	2	-4	-2.0	2	0
Isabella, Andy, Ariz	1	-6	-6.0	-6	0
Winston, Jameis, N.O.	8	-6	-0.8	3	0
Boyle, Tim, G.B.	13	-9	-0.7	0	0
* Killins, Adrian Jr., Phi.	1	-12	-12.0	-12	0
Wilson, Ced, Dal.	3	-12	-4.0	-1	0

t = Touchdown
 Leader based on most yards gained
 * Player that was a rookie in 2020

AMERICAN FOOTBALL CONFERENCE—RUSHING					
	Att	Yards	Avg	Long	TD
Baltimore	555	3071	5.5	72t	24
Tennessee	521	2690	5.2	94t	26
Cleveland	495	2374	4.8	59	21
New England	502	2346	4.7	49	20
Indianapolis	459	1996	4.3	62t	20
Denver	442	1918	4.3	65	13
Las Vegas	457	1916	4.2	43	20
Kansas City	403	1799	4.5	32t	13
L.A. Chargers	466	1784	3.8	36	12
Buffalo	411	1723	4.2	51t	16
Miami	428	1688	3.9	31	15
N.Y. Jets	406	1683	4.1	46t	9
Cincinnati	411	1668	4.1	55	13
Jacksonville	337	1519	4.5	47	9
Houston	344	1466	4.3	48	10
Pittsburgh	373	1351	3.6	59	12
AFC Total	7010	30992	4.4	94t	253
AFC Average	438.1	1937.0	4.4	---	15.8

NATIONAL FOOTBALL CONFERENCE—RUSHING					
	Att	Yards	Avg	Long	TD
Minnesota	468	2283	4.9	70t	20
New Orleans	494	2265	4.6	49	30
Arizona	479	2237	4.7	69t	22
Green Bay	443	2118	4.8	77t	16
Philadelphia	403	2027	5.0	82t	16
L.A. Rams	473	2018	4.3	61	19
Seattle	411	1971	4.8	50t	15
San Francisco	437	1889	4.3	80t	19
Dallas	430	1788	4.2	42t	14
N.Y. Giants	399	1768	4.4	80	13
Carolina	407	1704	4.2	45	19
Chicago	393	1647	4.2	80t	12
Washington	400	1611	4.0	40	18
Atlanta	409	1532	3.7	62	13
Tampa Bay	369	1519	4.1	98t	16
Detroit	367	1499	4.1	54	17
NFC Total	6782	29876	4.4	98t	279
NFC Average	423.9	1867.3	4.4	---	17.4
League Total	13792	60868	---	98t	532
League Average	431.0	1902.1	4.4	---	16.6

2020 INDIVIDUAL STATISTICS—PASSING

PASSING

HIGHEST RATING

NFC: 121.5 Aaron Rodgers, Green Bay
 AFC: 112.4 Deshaun Watson, Houston

COMPLETION PERCENTAGE

NFC: 70.7 Aaron Rodgers, Green Bay
 AFC: 70.2 Deshaun Watson, Houston

ATTEMPTS

NFC: 626 Matt Ryan, Atlanta
 AFC: 608 Ben Roethlisberger, Pittsburgh

COMPLETIONS

NFC: 407 Matt Ryan, Atlanta
 AFC: 399 Ben Roethlisberger, Pittsburgh

YARDS

AFC: 4823 Deshaun Watson, Houston
 NFC: 4633 Tom Brady, Tampa Bay

YARDS, GAME

NFC: 502 Dak Prescott, Dallas vs. Cleveland
 October 4 (41-58, 4 TD)
 AFC: 462 Patrick Mahomes, Kansas City at Tampa Bay
 November 29 (37-49, 3 TD)

LONGEST

AFC: 92 Drew Lock (to *Jerry Jeudy)
 Denver vs. Las Vegas, January 3 - TD
 NFC: 81 * Jalen Hurts (to DeSean Jackson)
 Philadelphia at Dallas, December 27 - TD

YARDS PER ATTEMPT

AFC: 8.87 Deshaun Watson, Houston
 NFC: 8.27 Kirk Cousins, Minnesota

TOUCHDOWN PASSES

NFC: 48 Aaron Rodgers, Green Bay
 AFC: 38 Patrick Mahomes, Kansas City

TOUCHDOWN PASSES, GAME

AFC: 5 Baker Mayfield, Cleveland at Cincinnati,
 October 25 (22-28, 297 yards)
 5 Patrick Mahomes, Kansas City vs. N.Y. Jets,
 November 1 (31-42, 416 yards)
 NFC: 5 Russell Wilson, Seattle vs. New England,
 September 20 (21-28, 288 yards)
 5 Russell Wilson, Seattle vs. Dallas,
 September 27 (27-40, 315 yards)
 5 Tom Brady, Tampa Bay vs. L.A. Chargers,
 October 4 (30-46, 369 yards)

LOWEST INTERCEPTION PERCENTAGE

AFC: 1.0 Patrick Mahomes, Kansas City
 NFC: 1.0 Aaron Rodgers, Green Bay

TEAM CHAMPION (MOST NET YARDS)

AFC: 4854 Kansas City
 NFC: 4626 Tampa Bay

NFL TOP 10 PASSERS

	Att	Comp	Pct Comp	Yds	Avg Gain	TD	Pct TD	Long	Int	Pct Int	Sack	Yds Lost	Rating Points
Rodgers, Aaron, G.B.	526	372	70.7	4299	8.17	48	9.1	78t	5	1.0	20	182	121.5
Watson, Deshaun, Hou.	544	382	70.2	4823	8.87	33	6.1	77t	7	1.3	49	293	112.4
Mahomes, Patrick, K.C.	588	390	66.3	4740	8.06	38	6.5	75t	6	1.0	22	147	108.2
Allen, Josh, Buf.	572	396	69.2	4544	7.94	37	6.5	55	10	1.7	26	159	107.2
Tannehill, Ryan, Ten.	481	315	65.5	3819	7.94	33	6.9	75t	7	1.5	24	173	106.5
Brees, Drew, N.O.	390	275	70.5	2942	7.54	24	6.2	52t	6	1.5	13	89	106.4
Wilson, Russell, Sea.	558	384	68.8	4212	7.55	40	7.2	62	13	2.3	47	301	105.1
Cousins, Kirk, Min.	516	349	67.6	4265	8.27	35	6.8	71t	13	2.5	39	256	105.0
Brady, Tom, T.B.	610	401	65.7	4633	7.60	40	6.6	50	12	2.0	21	143	102.2
Carr, Derek, L.V.	517	348	67.3	4103	7.94	27	5.2	85t	9	1.7	26	150	101.4

2020 INDIVIDUAL STATISTICS—PASSING**AMERICAN FOOTBALL CONFERENCE—PASSING**

	Att	Comp	Pct Comp	Gross Yards	Sacked	Yds Lost	Net Yards	Yds/Att	Yards/Comp	TD	Pct TD	Long	Int	Pct Int
Kansas City	630	420	66.7	5005	24	151	4854	7.94	11.92	40	6.35	75t	7	1.1
Houston	546	383	70.1	4843	50	305	4538	8.87	12.64	33	6.04	77t	7	1.3
Buffalo	596	410	68.8	4786	27	166	4620	8.03	11.67	40	6.71	56t	11	1.8
L.A. Chargers	627	413	65.9	4548	34	219	4329	7.25	11.01	31	4.94	72t	10	1.6
Las Vegas	551	369	67.0	4383	28	166	4217	7.95	11.88	28	5.08	85t	10	1.8
Indianapolis	552	371	67.2	4186	21	133	4053	7.58	11.28	24	4.35	55	11	2.0
Pittsburgh	656	428	65.2	4129	14	126	4003	6.29	9.65	35	5.34	84t	11	1.7
Jacksonville	616	387	62.8	3955	44	256	3699	6.42	10.22	25	4.06	73t	16	2.6
Miami	559	370	66.2	3937	34	201	3736	7.04	10.64	24	4.29	70	13	2.3
Tennessee	485	316	65.2	3826	25	173	3653	7.89	12.11	33	6.80	75t	7	1.4
Cincinnati	581	372	64.0	3793	48	345	3448	6.53	10.20	19	3.27	72t	11	1.9
Cleveland	501	315	62.9	3701	26	162	3539	7.39	11.75	27	5.39	75t	8	1.6
Denver	556	317	57.0	3673	32	222	3451	6.61	11.59	21	3.78	92t	23	4.1
New England	440	283	64.3	3124	37	234	2890	7.10	11.04	12	2.73	50	14	3.2
N.Y. Jets	499	292	58.5	3115	43	319	2796	6.24	10.67	16	3.21	69t	14	2.8
Baltimore	406	257	63.3	2919	32	180	2739	7.19	11.36	27	6.65	70t	11	2.7
AFC Total	8801	5703	---	63923	519	3358	60565	---	---	435	---	92t	184	---
AFC Average	550.1	356.4	64.8	3995.2	32.4	209.9	3785.3	7.26	11.21	27.2	4.9	---	11.5	2.1

NATIONAL FOOTBALL CONFERENCE—PASSING

	Att	Comp	Pct Comp	Gross Yards	Sacked	Yds Lost	Net Yards	Yds/Att	Yards/Comp	TD	Pct TD	Long	Int	Pct Int
Tampa Bay	626	410	65.5	4776	22	150	4626	7.63	11.65	42	6.71	50	12	1.9
Atlanta	628	408	65.0	4620	41	257	4363	7.36	11.32	27	4.30	63	11	1.8
Dallas	639	413	64.6	4511	44	350	4161	7.06	10.92	25	3.91	69	13	2.0
Detroit	582	374	64.3	4397	42	293	4104	7.55	11.76	27	4.64	73	13	2.2
San Francisco	570	371	65.1	4320	39	287	4033	7.58	11.64	25	4.39	76t	17	3.0
Green Bay	526	372	70.7	4299	21	193	4106	8.17	11.56	48	9.13	78t	5	1.0
Minnesota	516	349	67.6	4265	39	256	4009	8.27	12.22	35	6.78	71t	13	2.5
Seattle	563	388	68.9	4245	48	304	3941	7.54	10.94	40	7.10	62	13	2.3
L.A. Rams	590	392	66.4	4183	25	169	4014	7.09	10.67	20	3.39	56t	14	2.4
Carolina	550	373	67.8	4129	36	241	3888	7.51	11.07	16	2.91	75t	16	2.9
Arizona	575	387	67.3	4102	29	186	3916	7.13	10.60	27	4.70	80t	13	2.3
New Orleans	522	370	70.9	3945	29	187	3758	7.56	10.66	28	5.36	52t	8	1.5
Chicago	614	402	65.5	3925	36	270	3655	6.39	9.76	26	4.23	53	16	2.6
Washington	601	389	64.7	3796	50	331	3465	6.32	9.76	16	2.66	68t	16	2.7
Philadelphia	598	334	55.9	3728	65	401	3327	6.23	11.16	22	3.68	81t	20	3.3
N.Y. Giants	517	321	62.1	3336	50	310	3026	6.45	10.39	12	2.32	53	11	2.1
NFC Total	9217	6053	---	66577	616	4185	62392	---	---	436	---	81t	211	---
NFC Average	576.1	378.3	65.7	4161.1	38.5	261.6	3899.5	7.22	11.00	27.3	4.7	---	13.2	2.3
League Total	18018	11756	---	130500	1135	7543	122957	---	---	871	---	92t	395	---
League Average	563.1	367.4	65.2	4078.1	35.5	235.7	3842.4	7.24	11.10	27.2	4.8	---	12.3	2.2

2020 INDIVIDUAL STATISTICS—PASSING

NFC—INDIVIDUAL PASSERS

	Att	Comp	Pct Comp	Yds	Avg Gain	TD	Pct TD	Long	Int	Pct Int	Sack	Yds Lost	Rating Points
Rodgers, Aaron, G.B.	526	372	70.7	4299	8.17	48	9.1	78t	5	1.0	20	182	121.5
Brees, Drew, N.O.	390	275	70.5	2942	7.54	24	6.2	52t	6	1.5	13	89	106.4
Wilson, Russell, Sea.	558	384	68.8	4212	7.55	40	7.2	62	13	2.3	47	301	105.1
Cousins, Kirk, Min.	516	349	67.6	4265	8.27	35	6.8	71t	13	2.5	39	256	105.0
Brady, Tom, T.B.	610	401	65.7	4633	7.60	40	6.6	50	12	2.0	21	143	102.2
Stafford, Matthew, Det.	528	339	64.2	4084	7.73	26	4.9	73	10	1.9	38	254	96.3
Murray, Kyler, Ariz	558	375	67.2	3971	7.12	26	4.7	80t	12	2.2	27	176	94.3
Trubisky, Mitchell, Chi.	297	199	67.0	2055	6.92	16	5.4	53	8	2.7	18	125	93.5
Ryan, Matt, Atl.	626	407	65.0	4581	7.32	26	4.2	63	11	1.8	41	257	93.3
Bridgewater, Teddy, Car.	492	340	69.1	3733	7.59	15	3.0	75t	11	2.2	31	205	92.1
Goff, Jared, LA-R	552	370	67.0	3952	7.16	20	3.6	56t	13	2.4	23	161	90.0
Dalton, Andy, Dal.	333	216	64.9	2170	6.52	14	4.2	69	8	2.4	24	184	87.3
Mullens, Nick, S.F.	326	211	64.7	2437	7.48	12	3.7	49	12	3.7	19	139	84.1
Foles, Nick, Chi.	312	202	64.7	1852	5.94	10	3.2	50	8	2.6	18	145	80.8
Jones, Daniel, NY-G	448	280	62.5	2943	6.57	11	2.5	53	10	2.2	45	286	80.4
Smith, Alex, Was.	252	168	66.7	1582	6.28	6	2.4	68t	8	3.2	22	139	78.5
Haskins, Dwayne, Was.	241	148	61.4	1439	5.97	5	2.1	50	7	2.9	20	141	73.0
Wentz, Carson, Phi.	437	251	57.4	2620	6.00	16	3.7	59	15	3.4	50	326	72.8
<i>(Nonqualifiers)</i>													
Gabbert, Blaine, T.B.	16	9	56.3	143	8.94	2	12.5	35	0	0.0	1	7	125.8
Beathard, C.J., S.F.	104	66	63.5	787	7.57	6	5.8	49t	0	0.0	9	71	105.7
Heinicke, Taylor, Was.	19	12	63.2	137	7.21	1	5.3	29t	0	0.0	1	7	102.3
Prescott, Dak, Dal.	222	151	68.0	1856	8.36	9	4.1	58	4	1.8	10	66	99.6
Allen, Kyle, Was.	87	60	69.0	610	7.01	4	4.6	52t	1	1.1	7	44	99.3
Hill, Taysom, N.O.	121	88	72.7	928	7.67	4	3.3	44	2	1.7	14	87	98.8
Garoppolo, Jimmy, S.F.	140	94	67.1	1096	7.83	7	5.0	76t	5	3.6	11	77	92.4
Winston, Jameis, N.O.	11	7	63.6	75	6.82	0	0.0	19	0	0.0	2	11	83.5
Streveler, Chris, Ariz	16	11	68.8	105	6.56	1	6.3	19	1	6.3	2	10	81.5
* Hurts, Jalen, Phi.	148	77	52.0	1061	7.17	6	4.1	81t	4	2.7	13	59	77.6
McCoy, Colt, NY-G	66	40	60.6	375	5.68	1	1.5	35	1	1.5	5	24	75.0
Gilbert, Garrett, Dal.	38	21	55.3	243	6.39	1	2.6	32	1	2.6	2	23	72.6
Daniel, Chase, Det.	43	29	67.4	264	6.14	1	2.3	28	2	4.7	3	29	72.2
* DiNucci, Ben, Dal.	43	23	53.5	219	5.09	0	0.0	32	0	0.0	7	73	67.9
Wolford, John, LA-R	38	22	57.9	231	6.08	0	0.0	38	1	2.6	2	8	64.7
Walker, P.J., Car.	56	32	57.1	368	6.57	1	1.8	52	5	8.9	4	31	45.8
Blough, David, Det.	10	6	60.0	49	4.90	0	0.0	20	1	10.0	1	10	32.9
Sudfeld, Nate, Phi.	12	5	41.7	32	2.67	0	0.0	10	1	8.3	2	16	14.6
<i>(Fewer than 10 attempts)</i>													
Agnew, Jamal, Det.	1	0	0.0	0	0.00	0	0.0	---	0	0.0	0	0	39.6
Boyle, Tim, G.B.	0	0	---	0	---	0	---	---	0	---	1	11	---
Bray, Tyler, Chi.	5	1	20.0	18	3.60	0	0.0	18	0	0.0	0	0	42.1
* Charlton, Joseph, Car.	1	1	100.0	28	28.00	0	0.0	28	0	0.0	1	5	118.8
Dixon, Riley, NY-G	1	0	0.0	0	0.00	0	0.0	---	0	0.0	0	0	39.6
Gage, Russell, Atl.	2	1	50.0	39	19.50	1	50.0	39t	0	0.0	0	0	135.4
Jones, Chris, Dal.	1	0	0.0	0	0.00	0	0.0	---	0	0.0	0	0	39.6
* Lamb, CeeDee, Dal.	0	0	---	0	---	0	---	---	0	---	1	4	---
Lee, Andy, Ariz	1	1	100.0	26	26.00	0	0.0	26	0	0.0	0	0	118.8
Moore, D.J., Car.	1	0	0.0	0	0.00	0	0.0	---	0	0.0	0	0	39.6
Smith, Geno, Sea.	5	4	80.0	33	6.60	0	0.0	14	0	0.0	1	3	94.2
Tate, Golden, NY-G	2	1	50.0	18	9.00	0	0.0	18	0	0.0	0	0	81.3
Thomas, Logan, Was.	1	1	100.0	28	28.00	0	0.0	28	0	0.0	0	0	118.8
Ward, Greg, Phi.	1	1	100.0	15	15.00	0	0.0	15	0	0.0	0	0	118.8
Wilson, Ced, Dal.	2	2	100.0	23	11.50	1	50.0	12	0	0.0	0	0	154.2
* Wright, Isaiah, Was.	1	0	0.0	0	0.00	0	0.0	---	0	0.0	0	0	39.6

t = Touchdown

Leader based on rating points, minimum 224 attempts

* Player that was a rookie in 2020

2020 INDIVIDUAL STATISTICS—PASSING

AFC—INDIVIDUAL PASSERS

	Att	Comp	Pct Comp	Yds	Avg Gain	TD	Pct TD	Long	Int	Pct Int	Sack	Yds Lost	Rating Points
Watson, Deshaun, Hou.	544	382	70.2	4823	8.87	33	6.1	77t	7	1.3	49	293	112.4
Mahomes, Patrick, K.C.	588	390	66.3	4740	8.06	38	6.5	75t	6	1.0	22	147	108.2
Allen, Josh, Buf.	572	396	69.2	4544	7.94	37	6.5	55	10	1.7	26	159	107.2
Tannehill, Ryan, Ten.	481	315	65.5	3819	7.94	33	6.9	75t	7	1.5	24	173	106.5
Carr, Derek, L.V.	517	348	67.3	4103	7.94	27	5.2	85t	9	1.7	26	150	101.4
Jackson, Lamar, Bal.	376	242	64.4	2757	7.33	26	6.9	47	9	2.4	29	160	99.3
* Herbert, Justin, LA-C	595	396	66.6	4336	7.29	31	5.2	72t	10	1.7	32	218	98.3
Rivers, Philip, Ind.	543	369	68.0	4169	7.68	24	4.4	55	11	2.0	19	118	97.0
Mayfield, Baker, Cle.	486	305	62.8	3563	7.33	26	5.3	75t	8	1.6	26	162	95.9
Minshew, Gardner, Jac.	327	216	66.1	2259	6.91	16	4.9	51	5	1.5	27	147	95.9
Fitzpatrick, Ryan, Mia.	267	183	68.5	2091	7.83	13	4.9	70	8	3.0	14	65	95.6
Roethlisberger, Ben, Pit.	608	399	65.6	3803	6.25	33	5.4	84t	10	1.6	13	118	94.1
* Burrow, Joe, Cin.	404	264	65.3	2688	6.65	13	3.2	67	5	1.2	32	231	89.8
* Tagovailoa, Tua, Mia.	290	186	64.1	1814	6.26	11	3.8	35	5	1.7	20	136	87.1
Newton, Cam, N.E.	368	242	65.8	2657	7.22	8	2.2	50	10	2.7	31	195	82.9
Lock, Drew, Den.	443	254	57.3	2933	6.62	16	3.6	92t	15	3.4	19	123	75.4
Darnold, Sam, NYJ	364	217	59.6	2208	6.07	9	2.5	69t	11	3.0	35	234	72.7
<i>(Nonqualifiers)</i>													
Henne, Chad, K.C.	38	28	73.7	248	6.53	2	5.3	37	0	0.0	2	4	108.2
McSorley, Trace, Bal.	10	3	30.0	90	9.00	1	10.0	70t	0	0.0	0	0	97.9
Rudolph, Mason, Pit.	43	25	58.1	324	7.53	2	4.7	47	1	2.3	1	8	87.7
Mariota, Marcus, L.V.	28	17	60.7	226	8.07	1	3.6	35t	1	3.6	0	0	83.3
Allen, Brandon, Cin.	142	90	63.4	925	6.51	5	3.5	72t	4	2.8	7	51	82.0
Barkley, Matt, Buf.	21	11	52.4	197	9.38	1	4.8	56t	1	4.8	1	7	80.9
Flacco, Joe, NYJ	134	74	55.2	864	6.45	6	4.5	52	3	2.2	7	69	80.6
Glennon, Mike, Jac.	179	111	62.0	1072	5.99	7	3.9	46t	5	2.8	9	53	80.1
Driskel, Jeff, Den.	64	35	54.7	432	6.75	3	4.7	45	2	3.1	11	98	78.4
Taylor, Tyrod, LA-C	30	16	53.3	208	6.93	0	0.0	37	0	0.0	2	1	75.4
Rypien, Brett, Den.	40	27	67.5	295	7.38	2	5.0	48t	4	10.0	1	0	66.1
Keenum, Case, Cle.	10	5	50.0	46	4.60	0	0.0	24	0	0.0	0	0	62.9
Hoyer, Brian, N.E.	24	15	62.5	130	5.42	0	0.0	25	1	4.2	2	18	59.4
Stidham, Jarrett, N.E.	44	22	50.0	256	5.82	2	4.5	38t	3	6.8	4	21	54.7
* Luton, Jake, Jac.	110	60	54.5	624	5.67	2	1.8	73t	6	5.5	7	52	54.5
Finley, Ryan, Cin.	32	17	53.1	164	5.13	1	3.1	30	2	6.3	9	63	52.1
Griffin III, Robert, Bal.	14	8	57.1	42	3.00	0	0.0	9	2	14.3	3	20	22.6
<i>(Fewer than 10 attempts)</i>													
Allen, Keenan, LA-C	1	0	0.0	0	0.00	0	0.0	---	0	0.0	0	0	39.6
Beasley, Cole, Buf.	1	1	100.0	20	20.00	1	100.0	20t	0	0.0	0	0	158.3
Beckham, Odell, Cle.	1	1	100.0	18	18.00	0	0.0	18	0	0.0	0	0	118.8
* Bowden, Lynn, Mia.	2	1	50.0	32	16.00	0	0.0	32	0	0.0	0	0	95.8
Boyd, Tyler, Cin.	2	1	50.0	16	8.00	0	0.0	16	0	0.0	0	0	77.1
Brissett, Jacoby, Ind.	8	2	25.0	17	2.13	0	0.0	13	0	0.0	2	15	39.6
Cobb, Randall, Hou.	1	0	0.0	0	0.00	0	0.0	---	0	0.0	0	0	39.6
Crowder, Jamison, NYJ	1	1	100.0	43	43.00	1	100.0	43t	0	0.0	0	0	158.3
Dobbs, Joshua, Pit.	5	4	80.0	2	0.40	0	0.0	3	0	0.0	0	0	79.2
Edelman, Julian, N.E.	2	2	100.0	38	19.00	0	0.0	22	0	0.0	0	0	118.8
Erickson, Alex, Cin.	1	0	0.0	0	0.00	0	0.0	---	0	0.0	0	0	39.6
* Hinton, Kendall, Den.	9	1	11.1	13	1.44	0	0.0	13	2	22.2	1	1	0.0
Humphries, Adam, Ten.	0	0	---	0	---	0	---	---	0	---	1	0	---
* Huntley, Tyler, Bal.	5	3	60.0	15	3.00	0	0.0	8	0	0.0	0	0	64.6
Johnson, Jaquan, Buf.	1	1	100.0	13	13.00	0	0.0	13	0	0.0	0	0	118.8
Jones, Zay, L.V.	1	1	100.0	29	29.00	0	0.0	29	0	0.0	0	0	118.8
Kelce, Travis, K.C.	2	1	50.0	4	2.00	0	0.0	4	0	0.0	0	0	56.3
Kern, Brett, Ten.	1	0	0.0	0	0.00	0	0.0	---	0	0.0	0	0	39.6
Koch, Sam, Bal.	1	1	100.0	15	15.00	0	0.0	15	0	0.0	0	0	118.8
Landry, Jarvis, Cle.	4	4	100.0	74	18.50	1	25.0	37t	0	0.0	0	0	158.3
McCarron, A.J., Hou.	1	1	100.0	20	20.00	0	0.0	20	0	0.0	1	12	118.8
McKenzie, Isaiah, Buf.	1	1	100.0	12	12.00	1	100.0	12t	0	0.0	0	0	156.3
Meyers, Jakobi, N.E.	2	2	100.0	43	21.50	2	100.0	24t	0	0.0	0	0	158.3
Pascal, Zach, Ind.	1	0	0.0	0	0.00	0	0.0	---	0	0.0	0	0	39.6
Peterman, Nathan, L.V.	5	3	60.0	25	5.00	0	0.0	12	0	0.0	2	16	72.9
* Robinson, James, Jac.	0	0	---	0	---	0	---	---	0	---	1	4	---
Smith, Jeff, NYJ	0	0	---	0	---	0	---	---	0	---	1	16	---
Stick, Easton, LA-C	1	1	100.0	4	4.00	0	0.0	4	0	0.0	0	0	83.3
* Townsend, Tommy, K.C.	1	1	100.0	13	13.00	0	0.0	13	0	0.0	0	0	118.8
Watkins, Sammy, K.C.	1	0	0.0	0	0.00	0	0.0	---	1	100.0	0	0	0.0
Woodside, Logan, Ten.	3	1	33.3	7	2.33	0	0.0	7	0	0.0	0	0	42.4

t = Touchdown

Leader based on rating points, minimum 224 attempts

* Player that was a rookie in 2020

2020 INDIVIDUAL STATISTICS—PASS RECEIVING

PASS RECEIVING

RECEPTIONS

AFC:	127	Stefon Diggs, Buffalo
NFC:	115	Davante Adams, Green Bay
	115	DeAndre Hopkins, Arizona

RECEPTIONS, GAME

AFC:	16	Keenan Allen, L.A. Chargers vs. N.Y. Jets, November 22 (145 yards, 1 TD)
NFC:	15	George Kittle, San Francisco vs. Philadelphia, October 4 (183 yards, 1 TD)
NFC:	15	Tyler Lockett, Seattle at Arizona, October 25 (200 yards, 3 TD) - (OT)

YARDS

AFC:	1535	Stefon Diggs, Buffalo
NFC:	1407	DeAndre Hopkins, Arizona

YARDS, GAME

AFC:	269	Tyreek Hill, Kansas City at Tampa Bay, November 29 (13 receptions, 3 TD)
NFC:	200	Tyler Lockett, Seattle at Arizona, October 25 (15 receptions, 3 TD) - (OT)

LONGEST

AFC:	92	* Jerry Jeudy (from Drew Lock), Denver vs. Las Vegas, January 3 - TD
NFC:	81	DeSean Jackson (from *Jalen Hurts), Philadelphia at Dallas, December 27 - TD

YARDS PER RECEPTION

NFC:	20.9	Marquez Valdes-Scantling, Green Bay
AFC:	18.7	Nelson Agholor, Las Vegas

TOUCHDOWNS

NFC:	18	Davante Adams, Green Bay
AFC:	15	Tyreek Hill, Kansas City

TEAM LEADERS, RECEPTIONS

AFC:	BALTIMORE, 58, Mark Andrews, Marquise Brown; BUFFALO, 127, Stefon Diggs; CINCINNATI, 79, Tyler Boyd; CLEVELAND, 72, Jarvis Landry; DENVER, 62, Noah Fant; HOUSTON, 81, Brandin Cooks; INDIANAPOLIS, 63, Nyheim Hines; JACKSONVILLE, 58, Laviska Shenault Jr.*; KANSAS CITY, 105, Travis Kelce; LAS VEGAS, 107, Darren Waller; L.A. CHARGERS, 100, Keenan Allen; MIAMI, 63, DeVante Parker; NEW ENGLAND, 59, Jakobi Meyers; N.Y. JETS, 59, Jamison Crowder; PITTSBURGH, 97, JuJu Smith-Schuster; TENNESSEE, 70, A.J. Brown.
NFC:	ARIZONA, 115, DeAndre Hopkins; ATLANTA, 90, Calvin Ridley; CAROLINA, 95, Robby Anderson; CHICAGO, 102, Allen Robinson; DALLAS, 92, Amari Cooper; DETROIT, 76, Marvin Jones; GREEN BAY, 115, Davante Adams; L.A. RAMS, 92, Cooper Kupp; MINNESOTA, 88, Justin Jefferson*; NEW ORLEANS, 83, Alvin Kamara; N.Y. GIANTS, 66, Sterling Shepard; PHILADELPHIA, 53, Greg Ward; SAN FRANCISCO, 60, Brandon Aiyuk*; SEATTLE, 100, Tyler Lockett; TAMPA BAY, 70, Mike Evans; WASHINGTON, 87, Terry McLaurin.

NFL TOP 10 PASS RECEIVERS

	No	Yards	Avg	Long	TD
Diggs, Stefon, Buf.	127	1535	12.1	55	8
Adams, Davante, G.B.	115	1374	11.9	56t	18
Hopkins, DeAndre, Ariz	115	1407	12.2	60	6
Waller, Darren, L.V.	107	1196	11.2	38t	9
Kelce, Travis, K.C.	105	1416	13.5	45	11
Robinson, Allen, Chi.	102	1250	12.3	42	6
Allen, Keenan, LA-C	100	992	9.9	28	8
Lockett, Tyler, Sea.	100	1054	10.5	47t	10
Smith-Schuster, JuJu, Pit.	97	831	8.6	31t	9
Anderson, Robby, Car.	95	1096	11.5	75t	3

NFL TOP 10 RECEIVERS BY YARDS

	Yards	No	Avg	Long	TD
Diggs, Stefon, Buf.	1535	127	12.1	55	8
Kelce, Travis, K.C.	1416	105	13.5	45	11
Hopkins, DeAndre, Ariz	1407	115	12.2	60	6
* Jefferson, Justin, Min.	1400	88	15.9	71t	7
Adams, Davante, G.B.	1374	115	11.9	56t	18
Ridley, Calvin, Atl.	1374	90	15.3	63	9
Metcalf, DK, Sea.	1303	83	15.7	62	10
Hill, Tyreek, K.C.	1276	87	14.7	75t	15
Robinson, Allen, Chi.	1250	102	12.3	42	6
Waller, Darren, L.V.	1196	107	11.2	38t	9

AFC—INDIVIDUAL RECEIVERS

	No	Yards	Avg	Long	TD
Diggs, Stefon, Buf.	127	1535	12.1	55	8
Waller, Darren, L.V.	107	1196	11.2	38t	9
Kelce, Travis, K.C.	105	1416	13.5	45	11
Allen, Keenan, LA-C	100	992	9.9	28	8
Smith-Schuster, JuJu, Pit.	97	831	8.6	31t	9
Johnson, Diontae, Pit.	88	923	10.5	47	7
Hill, Tyreek, K.C.	87	1276	14.7	75t	15
Beasley, Cole, Buf.	82	967	11.8	35	4
Cooks, Brandin, Hou.	81	1150	14.2	57t	6
Boyd, Tyler, Cin.	79	841	10.6	72t	4
Landry, Jarvis, Cle.	72	840	11.7	32	3
Brown, A.J., Ten.	70	1075	15.4	73t	11
* Higgins, Tee, Cin.	67	908	13.6	67	6
Davis, Corey, Ten.	65	984	15.1	75t	5
Parker, DeVante, Mia.	63	793	12.6	31	4
Hines, Nyheim, Ind.	63	482	7.7	29t	4
* Claypool, Chase, Pit.	62	873	14.1	84t	9
Fant, Noah, Den.	62	673	10.9	37	3
Henry, Hunter, LA-C	60	613	10.2	33	4
Meyers, Jakobi, N.E.	59	729	12.4	35	0
Crowder, Jamison, NYJ	59	699	11.8	69t	6
Brown, Marquise, Bal.	58	769	13.3	70t	8
Andrews, Mark, Bal.	58	701	12.1	39	7
* Shenault, Laviska Jr., Jac.	58	600	10.3	36	5
Hilton, T.Y., Ind.	56	762	13.6	50	5
Renfrow, Hunter, L.V.	56	656	11.7	53	2
Ebron, Eric, Pit.	56	558	10.0	27	5
Cole, Keelan, Jac.	55	642	11.7	51	5
Ekeler, Austin, LA-C	54	403	7.5	28	2
Fuller, Will, Hou.	53	879	16.6	77t	8
Chark, D.J., Jac.	53	706	13.3	73t	5
Gesicki, Mike, Mia.	53	703	13.3	70	6
* Jeudy, Jerry, Den.	52	856	16.5	92t	3
Patrick, Tim, Den.	51	742	14.5	61	6
White, James, N.E.	49	375	7.7	34	1
* Robinson, James, Jac.	49	344	7.0	28	3
Agholor, Nelson, L.V.	48	896	18.7	85t	8
Williams, Mike, LA-C	48	756	15.8	64t	5
Byrd, Damiere, N.E.	47	604	12.9	42t	1
Green, A.J., Cin.	47	523	11.1	33	2
Bernard, Giovanni, Cin.	47	355	7.6	42	3
Hooper, Austin, Cle.	46	435	9.5	36	4
Robinson, Demarcus, K.C.	45	466	10.4	28	3
Pascal, Zach, Ind.	44	629	14.3	42t	5
Hardman, Mecole, K.C.	41	560	13.7	49t	4
Smith, Jonnu, Ten.	41	448	10.9	63	8
Gaskin, Myles, Mia.	41	388	9.5	59t	2
* Pittman, Michael, Ind.	40	503	12.6	45t	1
Conley, Chris, Jac.	40	471	11.8	51	2
Sample, Drew, Cin.	40	349	8.7	23	1
Firkser, Anthony, Ten.	39	387	9.9	45	1
Cobb, Randall, Hou.	38	441	11.6	34	3
Hunt, Kareem, Cle.	38	304	8.0	26	5
Singletary, Devin, Buf.	38	269	7.1	34	0
Higgins, Rashard, Cle.	37	599	16.2	43	4
Watkins, Sammy, K.C.	37	421	11.4	37	2
Akins, Jordan, Hou.	37	403	10.9	26	1
Berrios, Braxton, NYJ	37	394	10.6	43t	3
Grant, Jakeem, Mia.	36	373	10.4	30	1
Eifert, Tyler, Jac.	36	349	9.7	28	2
* Taylor, Jonathan, Ind.	36	299	8.3	39t	1
* Edwards-Helaire, Clyde, K.C.	36	297	8.3	26	1
* Davis, Gabriel, Buf.	35	599	17.1	56t	7

2020 INDIVIDUAL STATISTICS—PASS RECEIVING

					No	Yards	Avg	Long	TD						No	Yards	Avg	Long	TD
Conner, James, Pit.	35	215	6.1	18	0	Freeman, Royce, Den.	12	81	6.8	28	0								
Brown, John, Buf.	33	458	13.9	46t	3	McNichols, Jeremy, Ten.	12	55	4.6	9	0								
Snead, Willie, Bal.	33	432	13.1	34	3	* Edwards, Bryan, L.V.	11	193	17.5	34	1								
Coutee, Keke, Hou.	33	400	12.1	64	3	Hodge, KhaDarel, Cle.	11	180	16.4	42	0								
Johnson, David, Hou.	33	314	9.5	32	2	Stills, Kenny, Hou.	11	144	13.1	24t	1								
Harry, N'Keal, N.E.	33	309	9.4	30	2	* Okwuegbunam, Albert, Den.	11	121	11.0	27	1								
Jacobs, Josh, L.V.	33	238	7.2	29	0	Perine, Samaje, Cin.	11	66	6.0	15	0								
Gordon, Melvin, Den.	32	158	4.9	20	1	* Perine, La'Mical, NYJ	11	63	5.7	14	0								
Alie-Cox, Mo, Ind.	31	394	12.7	45	2	* Ahmed, Salvon, Mia.	11	61	5.5	13	0								
Hernndon, Chris, NYJ	31	287	9.3	26	3	Parham, Donald, LA-C	10	159	15.9	26	3								
Perriman, Breshad, NYJ	30	505	16.8	53	3	* Harris, De'Michael, Ind.	10	79	7.9	21	0								
Washington, James, Pit.	30	392	13.1	50t	5	Laird, Patrick, Mia.	10	68	6.8	17	0								
* Hamler, K.J., Den.	30	381	12.7	49t	3	Snell, Benny, Pit.	10	61	6.1	14	0								
McKenzie, Isaiah, Buf.	30	282	9.4	46	5	Ogunbowale, Dare, Jac.	10	54	5.4	12	0								
Ballage, Kalen, NYJ-LA-C	29	166	5.7	21	0	Raymond, Kalif, Ten.	9	187	20.8	61	0								
Guyton, Jalen, LA-C	28	511	18.3	72t	3	Edwards, Gus, Bal.	9	129	14.3	34	0								
Ford, Isaiah, Mia.	28	276	9.9	18	0	Breida, Matt, Mia.	9	96	10.7	31	0								
O'Shaughnessy, James, Jac.	28	262	9.4	26	0	* Perry, Malcolm, Mia.	9	92	10.2	25t	1								
Burton, Trey, Ind.	28	250	8.9	20	3	Griffin, Ryan, NYJ	9	86	9.6	23	0								
Johnson, Duke, Hou.	28	249	8.9	48	1	Swaim, Geoff, Ten.	9	83	9.2	16	1								
* Bowden, Lynn, Mia.	28	211	7.5	22	0	Samuels, Jaylen, Pit.	9	46	5.1	12	0								
* Ruggs III, Henry, L.V.	26	452	17.4	72t	2	Ricard, Patrick, Bal.	9	45	5.0	11	1								
Smythe, Durham, Mia.	26	208	8.0	19	2	Ozigbo, Devine, Jac.	9	42	4.7	12	0								
Burkhead, Rex, N.E.	25	192	7.7	24t	3	Anderson, Stephen, LA-C	8	106	13.3	23	0								
Knox, Dawson, Buf.	24	288	12.0	36	3	Uzomah, C.J., Cin.	8	87	10.9	23t	1								
* Bryant, Harrison, Cle.	24	238	9.9	35	3	Fumagalli, Troy, Den.	8	80	10.0	29	1								
* Mims, Denzel, NYJ	23	357	15.5	30	0	Pope, Troymaire, LA-C	8	42	5.3	11	0								
Beckham, Odell, Cle.	23	319	13.9	43t	3	Johnson, Jakob, N.E.	8	35	4.4	12	1								
Hamilton, DaeSean, Den.	23	293	12.7	40t	2	Moreau, Foster, L.V.	7	140	20.0	47t	2								
Doyle, Jack, Ind.	23	251	10.9	28	3	Michel, Sony, N.E.	7	114	16.3	31t	1								
Humphries, Adam, Ten.	23	228	9.9	23	2	* Hill, K.J., LA-C	7	73	10.4	25	0								
* Kelley, Joshua, LA-C	23	148	6.4	35	0	Thompson, Darwin, K.C.	7	65	9.3	37	1								
Edelman, Julian, N.E.	21	315	15.0	49	0	Yelder, Deon, K.C.	7	36	5.1	12	0								
Fells, Darren, Hou.	21	312	14.9	44t	4	Lindsay, Phillip, Den.	7	28	4.0	11	0								
Mixon, Joe, Cin.	21	138	6.6	19	1	Campbell, Paris, Ind.	6	71	11.8	21	0								
Johnson, Tyrone, LA-C	20	398	19.9	55	3	* Cleveland, Tyrie, Den.	6	63	10.5	17	0								
* Duvernay, Devin, Bal.	20	201	10.1	39	0	Keizer, Nick, K.C.	6	63	10.5	22	0								
Thompson, Chris, Jac.	20	146	7.3	15	1	* McFarland, Anthony, Pit.	6	54	9.0	17	0								
McCloud, Ray-Ray, Pit.	20	77	3.9	13	0	Ingram, Mark, Bal.	6	50	8.3	18	0								
Boykin, Miles, Bal.	19	266	14.0	43t	4	Bryant, Dez, Bal.	6	47	7.8	16	2								
Njoku, David, Cle.	19	213	11.2	28	2	Adams, Josh, NYJ	6	29	4.8	11	0								
Richard, Jalen, L.V.	19	138	7.3	19	0	Olshewski, Gunner, N.E.	5	62	12.4	38t	1								
Jackson, Justin, LA-C	19	173	9.1	34	0	* Bradley, Ja'Marcus, Cle.	5	60	12.0	22	0								
Henry, Derrick, Ten.	19	114	6.0	53	0	Mitchell, Steven, Hou.	5	60	12.0	20	0								
Hall, Marvin, Det.-Cle.	18	302	16.8	73	2	Carter, Cethan, Cin.	5	53	10.6	24	0								
Williams, Preston, Mia.	18	288	16.0	47	4	Harris, Damien, N.E.	5	52	10.4	15	0								
* Johnson, Collin, Jac.	18	272	15.1	46t	2	Pruitt, MyCole, Ten.	5	49	9.8	22t	2								
* Dobbins, J.K., Bal.	18	120	6.7	19	0	Riddick, Theo, L.V.	5	43	8.6	15	0								
Williams, Darrel, K.C.	18	116	6.4	15	0	Washington, DeAndre, KC-Mia.	5	30	6.0	10	0								
Hansen, Chad, Hou.	17	236	13.9	38t	1	Williams, Trayveon, Cin.	5	30	6.0	13	0								
Smith, Jeff, NYJ	17	167	9.8	21	0	* Nabers, Gabe, LA-C	5	25	5.0	9	2								
Booker, Devontae, L.V.	17	84	4.9	17	0	Hill, Justice, Bal.	5	20	4.0	8	0								
Hollins, Mack, Mia.	16	176	11.0	34	1	Prosisie, C.J., Hou.	5	18	3.6	10	1								
Chubb, Nick, Cle.	16	150	9.4	26	0	Blasingame, Khari, Ten.	4	39	9.8	16	0								
Bell, Le'Veon, NYJ-K.C.	16	138	8.6	30	0	Smith, Lee, Buf.	4	35	8.8	27	2								
Johnson, Ty, NYJ	16	99	6.2	18t	1	Roberts, Andre, Buf.	4	34	8.5	16	0								
Gore, Frank, NYJ	16	89	5.6	9	0	Malone, Josh, NYJ	4	16	4.0	13	0								
McDonald, Vance, Pit.	15	99	6.6	15	0	Sutton, Courtland, Den.	3	66	22.0	45	0								
* Peoples-Jones, Donovan, Cle.	14	304	21.7	75t	2	Dulin, Ashton, Ind.	3	53	17.7	34	0								
Johnson, Marcus, Ind.	14	255	18.2	55	0	Green, Virgil, LA-C	3	50	16.7	26t	1								
Brown, Pharaoh, Hou.	14	163	11.6	29	2	Warring, Kahale, Hou.	3	35	11.7	23	0								
Jones, Zay, L.V.	14	154	11.0	37	1	* Westbrook, Nick, Ten.	3	33	11.0	19	0								
Tate, Auden, Cin.	14	150	10.7	19	0	Godwin, Terry, Jac.	3	32	10.7	21	0								
Hogan, Chris, NYJ	14	118	8.4	27	0	Mack, Marlon, Ind.	3	30	10.0	19	0								
Boyle, Nick, Bal.	14	113	8.1	21	2	Spencer, Dontae, Den.	3	26	8.7	10	0								
* Moss, Zack, Buf.	14	95	6.8	20	1	* Keene, Dalton, N.E.	3	16	5.3	8	0								
Vannett, Nick, Den.	14	95	6.8	19	1	Saubert, Eric, Jac.	3	16	5.3	9	0								
Izzo, Ryan, N.E.	13	199	15.3	50	0	Johnson, D'Ernest, Cle.	3	14	4.7	5	0								
Pringle, Byron, K.C.	13	160	12.3	37	1	* Asiasi, Devin, N.E.	2	39	19.5	26t	1								
Thomas, Mike, Cin.	13	132	10.2	29	1	* Cager, Lawrence, NYJ	2	35	17.5	19	0								
Witten, Jason, L.V.	13	69	5.3	15	2	Newton, Cam, N.E.	2	35	17.5	19t	1								
Shaheen, Adam, Mia.	12	150	12.5	43	3	Brown, Daniel, NYJ	2	31	15.5	18	0								
Erickson, Alex, Cin.	12	139	11.6	42	0	* Zuber, Isaiah, N.E.	2	29	14.5	16	0								
Kroft, Tyler, Buf.	12	119	9.9	38	3	* Evans, Darrynon, Ten.	2	27	13.5	24	1								
Ingold, Alec, L.V.	12	110	9.2	23	1	Fountain, Daurice, Ind.	2	23	11.5	12	0								
Wilkins, Jordan, Ind.	12	105	8.8	24	0	Callaway, Antonio, Mia.	2	20	10.0	13	0								
Batson, Cameron, Ten.	12	100	8.3	18	1	Ross, John, Cin.	2	17	8.5	15	0								

2020 INDIVIDUAL STATISTICS—PASS RECEIVING

	No	Yards	Avg	Long	TD		No	Yards	Avg	Long	TD
* Gilliam, Reggie, Buf.	2	16	8.0	15	1	* Mooney, Darnell, Chi.	61	631	10.3	53	4
Janovich, Andy, Cle.	2	13	6.5	13	0	* Aiyuk, Brandon, S.F.	60	748	12.5	49	5
Cox, Chandler, Mia.	2	9	4.5	6	0	Gallup, Michael, Dal.	59	843	14.3	55	5
Butt, Jake, Den.	2	5	2.5	5	0	Davis, Mike, Car.	59	373	6.3	23	2
Kumerow, Jake, Buf.	1	22	22.0	22t	1	Hurst, Hayden, Atl.	56	571	10.2	42t	6
Yeldon, T.J., Buf.	1	22	22.0	22t	1	Montgomery, David, Chi.	54	438	8.1	28t	2
* Williams, Antonio, Buf.	1	20	20.0	20	0	Fitzgerald, Larry, Ariz	54	409	7.6	18	1
Scott, Jaleel, NYJ	1	16	16.0	16	0	Ward, Greg, Phi.	53	419	7.9	32t	6
Moncrief, Donte, N.E.	1	15	15.0	15	0	Edmonds, Chase, Ariz	53	402	7.6	30	4
Carrier, Derek, L.V.	1	14	14.0	14	0	Reynolds, Josh, LA-R	52	618	11.9	40t	2
* Proche, James, Bal.	1	14	14.0	14	0	Tonyan, Robert, G.B.	52	586	11.3	45	11
Neal, Siran, Buf.	1	13	13.0	13	0	Elliott, Ezekiel, Dal.	52	338	6.5	19t	2
Smith, Vyncint, NYJ	1	13	13.0	13	0	Jones, Julio, Atl.	51	771	15.1	44	3
Allen, Josh, Buf.	1	12	12.0	12t	1	Slayton, Darius, NY-G	50	751	15.0	41t	3
Hollister, Cody, Ten.	1	12	12.0	12	0	Graham, Jimmy, Chi.	50	456	9.1	30	8
Willson, Luke, Bal.	1	12	12.0	12	0	Bourne, Kendrick, S.F.	49	667	13.6	49t	2
Carlson, Stephen, Cle.	1	11	11.0	11	0	Miller, Anthony, Chi.	49	485	9.9	34	2
Kemp, Marcus, K.C.	1	11	11.0	11	0	Kittle, George, S.F.	48	634	13.2	44t	2
Dieter, Gehrig, K.C.	1	10	10.0	10	0	Kirk, Christian, Ariz	48	621	12.9	80t	6
* Ellefson, Ben, Jac.	1	10	10.0	10	0	Jones, Aaron, G.B.	47	355	7.6	30	2
Carter, DeAndre, Hou.	1	8	8.0	8	0	Amendola, Danny, Det.	46	602	13.1	50	0
* Phillips, Scottie, Hou.	1	7	7.0	7	0	Goedert, Dallas, Phi.	46	524	11.4	41	3
Gilaspia, Cullen, Hou.	1	6	6.0	6	0	* Swift, D'Andre, Det.	46	357	7.8	26	2
Mayfield, Baker, Cle.	1	6	6.0	6	0	Gronkowski, Rob, T.B.	45	623	13.8	48	7
* Bellamy, LeVante, Den.	1	5	5.0	5	0	Brown, Antonio, T.B.	45	483	10.7	46t	4
Foreman, D'Onta, Ten.	1	5	5.0	5t	1	Higbee, Tyler, LA-R	44	521	11.8	44	5
Irwin, Trenton, Cin.	1	5	5.0	5	0	Cook, Dalvin, Min.	44	361	8.2	50t	1
Sherman, Anthony, K.C.	1	5	5.0	5t	1	Everett, Gerald, LA-R	41	417	10.2	40	1
Wesco, Trevon, NYJ	1	5	5.0	5	0	Thomas, Michael, N.O.	40	438	11.0	24	0
* Taylor, J.J., N.E.	1	4	4.0	4	0	Fulgham, Travis, Phi.	38	539	14.2	42t	4
Westbrook, Dede, Jac.	1	4	4.0	4	0	Cook, Jared, N.O.	37	504	13.6	46	7
Howell, Buddy, Hou.	1	3	3.0	3	0	Carson, Chris, Sea.	37	287	7.8	29	4
Reynolds, Craig, Jac.	1	3	3.0	3	0	Ertz, Zach, Phi.	36	335	9.3	42	1
Fisher, Eric, K.C.	1	2	2.0	2t	1	* Gibson, Antonio, Was.	36	247	6.9	40	0
Hilliard, Dontrell, Cle.	1	2	2.0	2	0	Fournette, Leonard, T.B.	36	233	6.5	20	0
Miller, Bruce, Jac.	1	2	2.0	2	0	Moore, David, Sea.	35	417	11.9	57	6
Lamm, Kendall, Cle.	1	1	1.0	1t	1	Tate, Golden, NY-G	35	388	11.1	39t	2
Fitzpatrick, Ryan, Mia.	1	0	0.0	0	0	Smith, TreQuan, N.O.	34	448	13.2	31	4
Minshew, Gardner, Jac.	1	0	0.0	0	0	Valdes-Scantling, Marque, G.B.	33	690	20.9	78t	6
Tannehill, Ryan, Ten.	1	0	0.0	0	0	Miller, Scott, T.B.	33	501	15.2	48t	3
Howard, Jordan, Mia.	1	-3	-3.0	-3	0	Lazard, Allen, G.B.	33	451	13.7	72	3
* Heck, Charlie, Hou.	0	8	---	8	0	Samuel, Deebo, S.F.	33	391	11.8	35	1
Scharping, Max, Hou.	0	7	---	7	0	McKinnon, Jerick, S.F.	33	253	7.7	26	1

t = Touchdown; * Player that was a rookie in 2020
Leader based on receptions

NFC—INDIVIDUAL RECEIVERS

	No	Yards	Avg	Long	TD
Hopkins, DeAndre, Ariz	115	1407	12.2	60	6
Adams, Davante, G.B.	115	1374	11.9	56t	18
Robinson, Allen, Chi.	102	1250	12.3	42	6
Lockett, Tyler, Sea.	100	1054	10.5	47t	10
Anderson, Robby, Car.	95	1096	11.5	75t	3
Cooper, Amari, Dal.	92	1114	12.1	69	5
Kupp, Cooper, LA-R	92	974	10.6	55t	3
Ridley, Calvin, Atl.	90	1374	15.3	63	9
Woods, Robert, LA-R	90	936	10.4	56t	6
* Jefferson, Justin, Min.	88	1400	15.9	71t	7
McLaurin, Terry, Was.	87	1118	12.9	68t	4
Metcalfe, DK, Sea.	83	1303	15.7	62	10
Kamara, Alvin, N.O.	83	756	9.1	52t	5
McKissic, J.D., Was.	80	589	7.4	29t	2
Samuel, Curtis, Car.	77	851	11.1	44	3
Jones, Marvin, Det.	76	978	12.9	43t	9
* Lamb, CeeDee, Dal.	74	935	12.6	52t	5
Thielen, Adam, Min.	74	925	12.5	51	14
Gage, Russell, Atl.	72	786	10.9	35	4
Thomas, Logan, Was.	72	670	9.3	30	6
Evans, Mike, T.B.	70	1006	14.4	50	13
Hockenson, T.J., Det.	67	723	10.8	51	6
Moore, D.J., Car.	66	1193	18.1	74t	4
Shepard, Sterling, NY-G	66	656	9.9	29	3
Godwin, Chris, T.B.	65	840	12.9	47	7
Ingram, Evan, NY-G	63	654	10.4	53	1
Schultz, Dalton, Dal.	63	615	9.8	28	4
Sanders, Emmanuel, N.O.	61	726	11.9	51	5
* Reagor, Jalen, Phi.	31	396	12.8	55	1
Williams, Jamaal, G.B.	31	236	7.6	29	1
Smith, Irv, Min.	30	365	12.2	36	5
Rudolph, Kyle, Min.	28	334	11.9	25	1
Brate, Cameron, T.B.	28	282	10.1	25	2
* Kmet, Cole, Chi.	28	243	8.7	38	2
Sanders, Miles, Phi.	28	197	7.0	28	0
Pollard, Tony, Dal.	28	193	6.9	30	1
Jones, Ronald, T.B.	28	165	5.9	37t	1
Sims, Steven, Was.	27	265	9.8	30	1
* Wright, Isaiah, Was.	27	197	7.3	22	0
Reed, Jordan, S.F.	26	231	8.9	26	4
Scott, Boston, Phi.	25	212	8.5	18t	1
Hollister, Jacob, Sea.	25	209	8.4	20	3
Hill, Brian, Atl.	25	199	8.0	26	0
Gurley, Todd, Atl.	25	164	6.6	26	0
Drake, Kenyan, Ariz	25	137	5.5	18	0
Rodgers, Richard, Phi.	24	345	14.4	33t	2
Dissly, Will, Sea.	24	251	10.5	28	2
Olsen, Greg, Sea.	24	239	10.0	22	1
James, Richie, S.F.	23	394	17.1	47	1
Murray, Latavius, N.O.	23	176	7.7	25	1
Brown, Malcolm, LA-R	23	162	7.0	30	0
Isabella, Andy, Ariz	21	224	10.7	54	2
* Callaway, Marquez, N.O.	21	213	10.1	27	0
Patterson, Cordarrelle, Chi.	21	132	6.3	25	0
Gallman, Wayne, NY-G	21	114	5.4	19	0
* Cephus, Quintez, Det.	20	349	17.5	49t	2
Golladay, Kenny, Det.	20	338	16.9	48	2
Zaccheaus, Olamide, Atl.	20	274	13.7	51t	1
Beebe, Chad, Min.	20	201	10.1	40t	2
Harris, Deonte, N.O.	20	186	9.3	40	1

2020 INDIVIDUAL STATISTICS—PASS RECEIVING

	No	Yards	Avg	Long	TD		No	Yards	Avg	Long	TD
Thomas, Ian, Car.	20	145	7.3	21	1	Pettis, Dante, NY-G	4	76	19.0	33t	1
Dwellely, Ross, S.F.	19	245	12.9	36	1	Ratley, Damion, NY-G	4	63	15.8	29	0
* Jefferson, Van, LA-R	19	220	11.6	31	1	Mundt, Johnny, LA-R	4	53	13.3	34	0
Juszczyk, Kyle, S.F.	19	202	10.6	41	4	* Johnson, Juwan, N.O.	4	39	9.8	19	0
Conklin, Tyler, Min.	19	194	10.2	30	1	Ridley, Riley, Chi.	4	39	9.8	18	0
Johnson, Kerryon, Det.	19	187	9.8	20	1	Coleman, Tevin, S.F.	4	34	8.5	18	0
Lewis, Dion, NY-G	19	127	6.7	17	1	Roberts, Seth, Car.	4	31	7.8	12	0
Inman, Dontrelle, Was.	18	163	9.1	17t	2	Burton, Michael, N.O.	4	28	7.0	12	0
Smith, Kaden, NY-G	18	112	6.2	16	0	Williams, Jonathan, Det.	4	21	5.3	10	0
Wilson, Ced, Dal.	17	189	11.1	42t	2	Barber, Peyton, Was.	4	12	3.0	7	0
Sanu, Mohamed, S.F.-Det.	17	187	11.0	21	1	Humphrey, Lil'Jordan, N.O.	3	46	15.3	17t	1
McCaffrey, Christian, Car.	17	149	8.8	24	1	Hudson, Tanner, T.B.	3	41	13.7	20	0
* Dallas, DeeJay, Sea.	17	111	6.5	13	1	Ginn, Ted, Chi.	3	40	13.3	29	0
Smith, Ito, Atl.	17	75	4.4	17	0	* Woerner, Charlie, S.F.	3	36	12.0	18	0
Henderson, Darrell, LA-R	16	159	9.9	28	1	Zylstra, Brandon, Car.	3	35	11.7	28	0
Mostert, Raheem, S.F.	16	156	9.8	76t	1	Carr, Austin, N.O.	3	27	9.0	11t	1
Hyde, Carlos, Sea.	16	93	5.8	18	0	Montgomery, Ty, N.O.	3	27	9.0	17	0
Johnson, KeeSean, Ariz	15	173	11.5	45	0	Graham, Jaeden, Atl.	3	25	8.3	11	0
* Trautman, Adam, N.O.	15	171	11.4	41	1	Burnett, Deontay, Phi.	3	19	6.3	10	0
McCoy, LeSean, T.B.	15	101	6.7	15	0	Morris, Alfred, NY-G	3	19	6.3	9	1
Jackson, DeSean, Phi.	14	236	16.9	81t	1	Cannon, Trenton, Car.	3	16	5.3	19	0
Johnson, Bisi, Min.	14	189	13.5	29	0	Foster, Robert, Was.	2	37	18.5	28	0
Brown, Noah, Dal.	14	154	11.0	20	0	* Dafney, Dominique, G.B.	2	26	13.0	13t	1
James, Jesse, Det.	14	129	9.2	31	2	* Dillon, A.J., G.B.	2	21	10.5	16	0
* Swain, Freddie, Sea.	13	159	12.2	23	2	Penny, Elijah, NY-G	2	20	10.0	11	0
Blake, Christian, Atl.	13	141	10.8	25	0	Bonnafon, Reggie, Car.	2	18	9.0	15	1
Wilson, Jeff, S.F.	13	133	10.2	21t	3	* Parkinson, Colby, Sea.	2	16	8.0	10	0
Mattison, Alexander, Min.	13	125	9.6	28t	1	Fowler, Bennie, N.O.	2	11	5.5	7	0
Agnew, Jamal, Det.	13	89	6.8	20	0	Boone, Mike, Min.	2	10	5.0	6	0
* Johnson, Tyler, T.B.	12	169	14.1	35	2	Cabinda, Jason, Det.	2	8	4.0	4	0
Sternberger, Jace, G.B.	12	114	9.5	27	1	Miller, Lamar, Chi.	2	6	3.0	7	0
Peterson, Adrian, Det.	12	101	8.4	23	0	* Bryant, Hunter, Det.	1	44	44.0	44	0
Powell, Brandon, Atl.	12	69	5.8	13	2	Walter, Austin, S.F.	1	27	27.0	27	0
Howard, O.J., T.B.	11	146	13.3	33	2	Turner, Zeke, Ariz	1	26	26.0	26	0
* Akers, Cam, LA-R	11	123	11.2	38	1	Kirkwood, Keith, Car.	1	13	13.0	13	0
Bell, Blake, Dal.	11	110	10.0	24	0	* Deguara, Josiah, G.B.	1	12	12.0	12	0
Board, C.J., NY-G	11	101	9.2	16	0	Jarwin, Blake, Dal.	1	12	12.0	12	0
Ervin, Tyler, G.B.	11	84	7.6	24	0	Prescott, Dak, Dal.	1	11	11.0	11t	1
Smith, Keith, Atl.	11	59	5.4	13	0	* Ward, Jonathan, Ariz	1	11	11.0	11t	1
* Hightower, John, Phi.	10	167	16.7	59	0	Hemingway, Temarrick, Was.	1	10	10.0	10	0
Lewis, Mercedes, G.B.	10	107	10.7	36	3	Bellore, Nick, Sea.	1	9	9.0	9	0
Taylor, Trent, S.F.	10	86	8.6	29	0	Foster, D.J., Ariz	1	7	7.0	7	0
Homer, Travis, Sea.	9	90	10.0	50	1	Thompson, Colin, Car.	1	7	7.0	7t	1
* Smith, Rodney, Car.	9	59	6.6	12	0	Dillon, Brandon, Min.	1	6	6.0	6	0
Williams, Maxx, Ariz	8	102	12.8	42	1	Sprinkle, Jeremy, Was.	1	6	6.0	6	0
Hill, Taysom, N.O.	8	98	12.3	21	1	Lewis, Tommylee, N.O.	1	5	5.0	5	0
Ham, C.J., Min.	8	97	12.1	30	1	Collins, Alex, Sea.	1	4	4.0	4	0
Daniels, Darrell, Ariz	8	92	11.5	31	1	Massie, Bobby, Chi.	1	4	4.0	4	0
Nall, Ryan, Chi.	8	67	8.4	18	1	Croom, Jason, Phi.	1	3	3.0	3t	1
Abdullah, Ameer, Min.	8	58	7.3	22t	2	* Gandy-Golden, Antonio, Was.	1	3	3.0	3	0
Hill, Josh, N.O.	8	46	5.8	16	1	Hart, Penny, Sea.	1	3	3.0	3	0
St. Brown, Equanimeous, G.B.	7	117	16.7	24	1	* Hurts, Jalen, Phi.	1	3	3.0	3	0
* Watkins, Quez, Phi.	7	106	15.1	43	1	Nauta, Isaac, Det.	1	3	3.0	3	0
Watson, Justin, T.B.	7	94	13.4	36	0	Thomas, Jordan, Ariz	1	3	3.0	3t	1
* Mack, Austin, NY-G	7	91	13.0	50	0	Baugh, Marcus, Was.	1	2	2.0	2	0
Stocker, Luke, Atl.	7	63	9.0	25	0	* Killins, Adrian Jr., Phi.	1	2	2.0	2	0
Freeman, Devonta, NY-G	7	58	8.3	18	0	* Huntley, Jason, Phi.	1	0	0.0	0	0
Mickens, Jaydon, T.B.	7	58	8.3	11	0	Dalton, Andy, Dal.	1	-3	-3.0	-3	0
Harris, Demetrius, Chi.	7	45	6.4	9	0	Rodgers, Aaron, G.B.	1	-6	-6.0	-6	0
* Hasty, JaMycal, S.F.	7	33	4.7	16	0						
Jeffery, Alshon, Phi.	6	115	19.2	39	1						
Barkley, Saquon, NY-G	6	60	10.0	38	0						
Manhertz, Chris, Car.	6	52	8.7	17	0						
Treadwell, Laquon, Atl.	6	49	8.2	14	2						
Wims, Javon, Chi.	6	48	8.0	13	1						
Cohen, Tarik, Chi.	6	41	6.8	20	0						
Cracraft, River, S.F.	6	41	6.8	12	0						
Cooper, Pharoh, Car.	5	73	14.6	32	0						
Taylor, Malik, G.B.	5	66	13.2	26	1						
Sherfield, Trent, Ariz	5	50	10.0	26	0						
Shepherd, Darrius, G.B.	5	46	9.2	19	0						
Toilolo, Levine, NY-G	5	46	9.2	14	0						
* Vaughn, Ke'Shawn, T.B.	5	34	6.8	13	1						
Clement, Corey, Phi.	5	25	5.0	12	0						
Austin, Tavon, G.B.	5	20	4.0	7	0						
Armah, Alex, Car.	5	18	3.6	14	0						
Arcega-Whiteside, J.J., Phi.	4	85	21.3	37	0						

*t = Touchdown; * Player that was a rookie in 2020
Leader based on receptions*

2020 INDIVIDUAL STATISTICS—INTERCEPTIONS

INTERCEPTIONS

INTERCEPTIONS

AFC:	10	Xavier Howard, Miami
NFC:	5	Quandre Diggs, Seattle
	5	Harrison Smith, Minnesota

INTERCEPTIONS, GAME

AFC:	2	Xavier Rhodes, Indianapolis vs. N.Y. Jets, September 27 (44 yards, 1 TD)
	2	Pierre Desir, N.Y. Jets vs. Denver, October 1 (35 yards, 1 TD)
	2	Steven Nelson, Pittsburgh vs. Philadelphia, October 11 (3 yards, 0 TD)
	2	Malcolm Butler, Tennessee vs. Buffalo, October 13 (97 yards, 0 TD)
	2	Jeff Heath, Las Vegas vs. Denver, November 15 (42 yards, 0 TD)
	2	Terrell Edmunds, Pittsburgh at Jacksonville, November 22 (11 yards, 0 TD)
	2	Minkah Fitzpatrick, Pittsburgh at Jacksonville, November 22 (37 yards, 0 TD)
	2	Tyrann Mathieu, Kansas City vs. Denver, December 6 (0 yards, 0 TD)
	2	Dean Marlowe, Buffalo vs. Miami, January 3 (39 yards, 0 TD)
NFC:	2	Kendall Fuller, Washington vs. Baltimore, October 4 (0 yards, 0 TD)
	2	Jamar Taylor, San Francisco at New England, October 25 (8 yards, 0 TD)
	2	Trevon Diggs*, Dallas at Philadelphia, November 1 (33 yards, 0 TD)
	2	Darius Williams, L.A. Rams vs. Seattle, November 15 (19 yards, 0 TD)
	2	Jordan Fuller*, L.A. Rams at Tampa Bay, November 23 (43 yards, 0 TD)
	2	Darnell Savage, Green Bay vs. Chicago, November 29 (0 yards, 0 TD)
	2	Roquan Smith, Chicago at Jacksonville, December 27 (16 yards, 0 TD)

YARDS

NFC:	119	Troy Hill, L.A. Rams
AFC:	111	Malcolm Butler, Tennessee

LONGEST

NFC:	90	Budda Baker, Arizona vs. Seattle, October 25 - (OT)
AFC:	78	Michael Davis, L.A. Chargers at Tampa Bay, October 4 - TD

TOUCHDOWNS

NFC:	2	Troy Hill, L.A. Rams
AFC:	1	Tevaughn Campbell, L.A. Chargers
	1	T.J. Carrie, Indianapolis
	1	Michael Davis, L.A. Chargers
	1	Pierre Desir, N.Y. Jets-Baltimore
	1	Minkah Fitzpatrick, Pittsburgh
	1	Joe Haden, Pittsburgh
	1	Ronnie Harrison, Cleveland
	1	Taron Johnson, Buffalo
	1	Tyrann Mathieu, Kansas City
	1	Devin McCourty, New England
	1	Kenny Moore II, Indianapolis
	1	Josh Norman, Buffalo
	1	Xavier Rhodes, Indianapolis
	1	Joe Schobert, Jacksonville
	1	Daniel Sorensen, Kansas City
	1	Robert Spillane, Pittsburgh
	1	Sione Takitaki, Cleveland
	1	J.J. Watt, Houston
	1	Khari Willis, Indianapolis

TEAM LEADERS, INTERCEPTIONS

AFC:	BALTIMORE, 4, Marcus Peters; BUFFALO, 3, Tre'Davious White; CINCINNATI, 3, Jessie Bates; CLEVELAND, 2, B.J. Goodson, M.J. Stewart, Denzel Ward; DENVER, 5, Justin Simmons; HOUSTON, 1, Vernon Hargreaves, Bradley Roby, J.J. Watt; INDIANAPOLIS, 4, Kenny Moore II; JACKSONVILLE, 3, Joe Schobert; KANSAS CITY, 6, Tyrann Mathieu; LAS VEGAS, 3, Jeff Heath; L.A. CHARGERS, 3, Michael Davis; MIAMI, 10, Xavier Howard; NEW ENGLAND, 9, J.C. Jackson; N.Y. JETS, 3, Pierre Desir; PITTSBURGH, 4, Minkah Fitzpatrick; TENNESSEE, 4, Malcolm Butler, Amani Hooker;
NFC:	ARIZONA, 3, Dre Kirkpatrick, Patrick Peterson; ATLANTA, 3, Bledi Wreh-Wilson; CAROLINA, 3, Donte Jackson; CHICAGO, 2, Tashaun Gipson, Roquan Smith; DALLAS, 3, Trevon Diggs*; DETROIT, 2, Duron Harmon; GREEN BAY, 4, Darnell Savage; L.A. RAMS, 4, Darius Williams; MINNESOTA, 5, Harrison Smith; NEW ORLEANS, 3, Janoris Jenkins, Malcolm Jenkins, Marcus Williams; N.Y. GIANTS, 3, James Bradberry; PHILADELPHIA, 2, Marcus Epps; SAN FRANCISCO, 2, Jamar Taylor, Jason Verrett, Fred Warner; SEATTLE, 5, Quandre Diggs; TAMPA BAY, 4, Carlton Davis; WASHINGTON, 4, Kendall Fuller;

TEAM CHAMPION

AFC:	18	Miami
	18	New England
	18	Pittsburgh
NFC:	18	New Orleans

* Player that was a rookie in 2020

2020 INDIVIDUAL STATISTICS—INTERCEPTIONS

NFL TOP 10 INTERCEPTORS

	No	Yards	Avg	Long	TD
Howard, Xavien, Mia.	10	77	7.7	29	0
Jackson, J.C., N.E.	9	80	8.9	30	0
Mathieu, Tyrann, K.C.	6	70	11.7	25t	1
Diggs, Quandre, Sea.	5	57	11.4	32	0
Simmons, Justin, Den.	5	90	18.0	46	0
Smith, Harrison, Min.	5	33	6.6	16	0
Butler, Malcolm, Ten.	4	111	27.8	68	0
Davis, Carlton, T.B.	4	42	10.5	34	0
Fitzpatrick, Minkah, Pit.	4	77	19.3	37	1
Fuller, Kendall, Was.	4	0	0.0	0	0
Hooker, Amani, Ten.	4	11	2.8	6	0
Moore, Kenny, Ind.	4	45	11.3	29t	1
Peters, Marcus, Bal.	4	17	4.3	12	0
Savage, Darnell, G.B.	4	13	3.3	9	0
Williams, Darius, LA-R	4	21	5.3	19	0

AF—INDIVIDUAL INTERCEPTORS

	No	Yards	Avg	Long	TD
Howard, Xavien, Mia.	10	77	7.7	29	0
Jackson, J.C., N.E.	9	80	8.9	30	0
Mathieu, Tyrann, K.C.	6	70	11.7	25t	1
Simmons, Justin, Den.	5	90	18.0	46	0
Butler, Malcolm, Ten.	4	111	27.8	68	0
Fitzpatrick, Minkah, Pit.	4	77	19.3	37	1
Moore, Kenny, Ind.	4	45	11.3	29t	1
Peters, Marcus, Bal.	4	17	4.3	12	0
Hooker, Amani, Ten.	4	11	2.8	6	0
Heath, Jeff, L.V.	3	89	29.7	47	0
Davis, Michael, LA-C	3	86	28.7	78t	1
Sorensen, Daniel, K.C.	3	67	22.3	50t	1
Desir, Pierre, NYJ	3	58	19.3	35t	1
Bowser, Tyus, Bal.	3	53	17.7	25	0
Schobert, Joe, Jac.	3	45	15.0	43t	1
* Sneed, L'Jarvis, K.C.	3	42	14.0	39	0
White, Tre'Davious, Buf.	3	28	9.3	28	0
Bates, Jessie, Cin.	3	12	4.0	12	0
Hilton, Mike, Pit.	3	5	1.7	8	0
Willis, Khari, Ind.	2	93	46.5	50t	1
McCourt, Devin, N.E.	2	62	31.0	43t	1
Stewart, M.J., Cle.	2	51	25.5	30	0
Carrie, T.J., Ind.	2	47	23.5	47t	1
Rhodes, Xavier, Ind.	2	44	22.0	44t	1
Marlowe, Dean, Buf.	2	39	19.5	23	0
Haden, Joe, Pit.	2	38	19.0	24	1
Wingard, Andrew, Jac.	2	31	15.5	19	0
Abram, Johnathan, L.V.	2	29	14.5	24	0
Breeland, Bashaud, K.C.	2	29	14.5	29	0
Rowe, Eric, Mia.	2	26	13.0	22	0
Jenkins, Rayshawn, LA-C	2	23	11.5	23	0
* Blackmon, Julian, Ind.	2	19	9.5	15	0
Jones, Byron, Mia.	2	15	7.5	15	0
Poole, Brian, NYJ	2	15	7.5	13	0
Poyer, Jordan, Buf.	2	14	7.0	14	0
Edmunds, Terrell, Pit.	2	11	5.5	7	0
Goodson, B.J., Cle.	2	7	3.5	7	0
Phillips, Adrian, N.E.	2	5	2.5	5	0
Nelson, Steven, Pit.	2	3	1.5	3	0
Jones, Sidney, Jac.	2	1	0.5	1	0
Needham, Nik, Mia.	2	1	0.5	1	0
Callahan, Bryce, Den.	2	0	0.0	0	0
Jones, Jonathan, N.E.	2	0	0.0	0	0
Maye, Marcus, NYJ	2	0	0.0	0	0
Mullen, Trayvon, L.V.	2	0	0.0	0	0
Wallace, Levi, Buf.	2	0	0.0	0	0
Ward, Denzel, Cle.	2	0	0.0	0	0
* Wilson, Logan, Cin.	2	0	0.0	0	0
* Thomas, Daniel, Jac.	1	53	53.0	53	0
Harris, Chris, LA-C	1	51	51.0	51	0
Johnson, Taron, Buf.	1	51	51.0	51t	1
Takitaki, Sione, Cle.	1	50	50.0	50t	1
Joseph, Karl, Cle.	1	49	49.0	49	0
Wilson, Jarrod, Jac.	1	48	48.0	48	0

	No	Yards	Avg	Long	TD
Harrison, Ronnie, Cle.	1	47	47.0	47t	1
* Fulton, Kristian, Ten.	1	44	44.0	44	0
Adderley, Nasir, LA-C	1	39	39.0	39	0
Hyde, Micah, Buf.	1	33	33.0	33	0
Spillane, Robert, Pit.	1	33	33.0	33t	1
Fenton, Rashad, K.C.	1	31	31.0	31	0
Jackson, William, Cin.	1	30	30.0	30	0
* Bassey, Essang, Den.	1	26	26.0	26	0
Nassib, Carl, L.V.	1	23	23.0	23	0
* Henderson, C.J., Jac.	1	22	22.0	22	0
Alexander, Mackensie, Cin.	1	21	21.0	21	0
Phillips, Darius, Cin.	1	21	21.0	21	0
Williamson, Avery, NYJ	1	21	21.0	21	0
* Hall, Bryce, NYJ	1	20	20.0	20	0
Maulet, Arthur, NYJ	1	20	20.0	20	0
Thornhill, Juan, K.C.	1	20	20.0	20	0
McCain, Bobby, Mia.	1	19	19.0	19	0
Watt, J.J., Hou.	1	19	19.0	19t	1
Norman, Josh, Buf.	1	16	16.0	16t	1
Gilmore, Stephon, N.E.	1	15	15.0	15	0
Cruikshank, Dane, Ten.	1	13	13.0	13	0
Jackson, Kareem, Den.	1	13	13.0	13	0
Walker, Anthony, Ind.	1	11	11.0	11	0
Hayward, Casey, LA-C	1	9	9.0	9	0
Kwiatkoski, Nick, L.V.	1	9	9.0	9	0
Humphrey, Marlon, Bal.	1	8	8.0	8	0
Redwine, Sheldrick, Cle.	1	8	8.0	8	0
Wilkins, Christian, Mia.	1	8	8.0	8	0
Okereke, Bobby, Ind.	1	7	7.0	7	0
Campbell, Tevaughn, LA-C	1	6	6.0	6t	1
* Jackson, Dane, Buf.	1	6	6.0	6	0
Morrow, Nicholas, L.V.	1	6	6.0	6	0
Joseph, Johnathan, Ten.	1	5	5.0	5	0
Addae, Jahleel, LA-C	1	3	3.0	3	0
* Highsmith, Alex, Pit.	1	2	2.0	2	0
Smith, Malcolm, Cle.	1	2	2.0	2	0
Williams, DeShawn, Den.	1	1	1.0	1	0
Borders, Breon, Ten.	1	0	0.0	0	0
Brown, Jayon, Ten.	1	0	0.0	0	0
* Bryant, Myles, N.E.	1	0	0.0	0	0
Byard, Kevin, Ten.	1	0	0.0	0	0
Clark, Chuck, Bal.	1	0	0.0	0	0
* Davis-Gaither, Akeem, Cin.	1	0	0.0	0	0
Evans, Jordan, Cin.	1	0	0.0	0	0
Hargreaves II, Vernon, Hou.	1	0	0.0	0	0
Heyward, Cameron, Pit.	1	0	0.0	0	0
Ingram, Melvin, LA-C	1	0	0.0	0	0
Jack, Myles, Jac.	1	0	0.0	0	0
Jones, Josh, Jac.	1	0	0.0	0	0
Landry, Harold, Ten.	1	0	0.0	0	0
Milano, Matt, Buf.	1	0	0.0	0	0
* Queen, Patrick, Bal.	1	0	0.0	0	0
Roby, Bradley, Hou.	1	0	0.0	0	0
Sims, LeShaun, Cin.	1	0	0.0	0	0
Sutton, Cameron, Pit.	1	0	0.0	0	0
Watt, T.J., Pit.	1	0	0.0	0	0
Williams, Mike, LA-C	1	0	0.0	0	0
Winovich, Chase, N.E.	1	0	0.0	0	0
Ya-Sin, Rock, Ind.	1	0	0.0	0	0
Hughes, Jerry, Buf.	1	-3	-3.0	-3	0
Smith, Tye, Ten.	0	5	---	5	0

*t = Touchdown; *Player that was a rookie in 2020
Leader based on interceptions*

2020 INDIVIDUAL STATISTICS—INTERCEPTIONS

NFC—INDIVIDUAL INTERCEPTORS

	No	Yards	Avg	Long	TD		No	Yards	Avg	Long	TD
Diggs, Quandre, Sea.	5	57	11.4	32	0	Roberts, Darryl, Det.	1	6	6.0	6	0
Smith, Harrison, Min.	5	33	6.6	16	0	Fuller, Kyle, Chi.	1	5	5.0	5	0
Davis, Carlton, T.B.	4	42	10.5	34	0	Mills, Jalen, Phi.	1	5	5.0	5	0
Williams, Darius, LA-R	4	21	5.3	19	0	Nickerson, Hardy, Min.	1	5	5.0	5	0
Savage, Darnell, G.B.	4	13	3.3	9	0	* Hand, Harrison, Min.	1	4	4.0	4	0
Fuller, Kendall, Was.	4	0	0.0	0	0	Gardner-Johnson, Chauncey, N.O. 1	3	3.0	3	0	
Hill, Troy, LA-R	3	119	39.7	84t	2	Onyemata, David, N.O.	1	3	3.0	3	0
Jackson, Donte, Car.	3	110	36.7	66	0	Thompson, Darian, Dal.	1	3	3.0	3	0
* Curl, Kamren, Was.	3	88	29.3	76t	1	Martinez, Blake, NY-G	1	2	2.0	2	0
Jenkins, Malcolm, N.O.	3	58	19.3	48	0	Miller, Herb, T.B.	1	2	2.0	2	0
Jenkins, Janoris, N.O.	3	53	17.7	36t	1	Ramsey, Jalen, LA-R	1	2	2.0	2	0
* Fuller, Jordan, LA-R	3	45	15.0	37	0	Collins, Jamie, Det.	1	1	1.0	1	0
* Diggs, Trevon, Dal.	3	43	14.3	33	0	Collins, Landon, Was.	1	1	1.0	1	0
Williams, Marcus, N.O.	3	37	12.3	20	0	Golden, Markus, Ariz	1	1	1.0	1	0
Wreh-Wilson, Bledi, Atl.	3	26	8.7	23	0	Al-Shaair, Azeez, S.F.	1	0	0.0	0	0
Wilson, Eric, Min.	3	23	7.7	16	0	Awuzie, Chidobe, Dal.	1	0	0.0	0	0
Griffin, Shaquill, Sea.	3	20	6.7	16	0	Bostic, Jon, Was.	1	0	0.0	0	0
Bradberry, James, NY-G	3	19	6.3	19	0	Boston, Tre, Car.	1	0	0.0	0	0
Kirkpatrick, Dre, Ariz	3	13	4.3	13	0	Burris, Juston, Car.	1	0	0.0	0	0
Peterson, Patrick, Ariz	3	7	2.3	7	0	* Chinn, Jeremy, Car.	1	0	0.0	0	0
Kendricks, Eric, Min.	3	0	0.0	0	0	Dennard, Darqueze, Atl.	1	0	0.0	0	0
Baker, Budda, Ariz	2	90	45.0	90	0	Dunbar, Quinton, Sea.	1	0	0.0	0	0
Jones, Deion, Atl.	2	84	42.0	67t	1	Haley, Grant, N.O.	1	0	0.0	0	0
Edwards, Mike, T.B.	2	67	33.5	37	0	Holcomb, Cole, Was.	1	0	0.0	0	0
Oluokun, Foye, Atl.	2	65	32.5	51	0	*Holmes, Damay, NY-G	1	0	0.0	0	0
Amos, Adrian X, G.B.	2	47	23.5	24	0	Houston-Carson, DeAndre, Chi.	1	0	0.0	0	0
Allen, Ricardo, Atl.	2	29	14.5	19	0	Johnson, John, LA-R	1	0	0.0	0	0
Harmon, Duron, Det.	2	22	11.0	21	0	* Lalos, Niko, NY-G	1	0	0.0	0	0
Reed, D.J., Sea.	2	21	10.5	20	0	* McKinney, Xavier, NY-G	1	0	0.0	0	0
Kirksey, Christian, G.B.	2	18	9.0	10	0	McManis, Sherrick, Chi.	1	0	0.0	0	0
Smith, Roquan, Chi.	2	16	8.0	11	0	Murphy-Bunting, Sean, T.B.	1	0	0.0	0	0
Pierre-Paul, Jason, T.B.	2	15	7.5	15	0	Neal, Keanu, Atl.	1	0	0.0	0	0
Brown, Anthony, Dal.	2	14	7.0	14	0	Oruwareye, Amani, Det.	1	0	0.0	0	0
Lattimore, Marshon, N.O.	2	13	6.5	13	0	Payne, Daron, Was.	1	0	0.0	0	0
Gipson, Tashaun, Chi.	2	10	5.0	9	0	Rapp, Taylor, LA-R	1	0	0.0	0	0
Taylor, Jamar, S.F.	2	8	4.0	8	0	Reaves, Jeremy, Was.	1	0	0.0	0	0
Wilson, Donovan, Dal.	2	5	2.5	5	0	* Terrell, A.J., Atl.	1	0	0.0	0	0
Warner, Fred, S.F.	2	3	1.5	3	0	Trufant, Desmond, Det.	1	0	0.0	0	0
Whitehead, Jordan, T.B.	2	2	1.0	2	0	Whitehead, Tahir, Car.	1	0	0.0	0	0
Neal, Ryan, Sea.	2	1	0.5	1	0	Witherspoon, Ahkello, S.F.	1	0	0.0	0	0
* Dantzler, Cameron, Min.	2	0	0.0	0	0	Crawley, Ken, N.O.	1	-1	-1.0	-1	0
Epps, Marcus, Phi.	2	0	0.0	0	0	Alexander, Jaire, G.B.	1	-4	-4.0	-4	0
Moreau, Fabian, Was.	2	0	0.0	0	0	David, Lavonte, T.B.	1	-5	-5.0	-5	0
Robinson, Patrick, N.O.	2	0	0.0	0	0						
Verrett, Jason, S.F.	2	0	0.0	0	0						
Young, Kenny, LA-R	1	79	79.0	79t	1						
Moseley, Emmanuel, S.F.	1	51	51.0	51	0						
Fackrell, Kyler, NY-G	1	46	46.0	46t	1						
Smith, Jaylon, Dal.	1	43	43.0	43	0						
* Okudah, Jeff, Det.	1	36	36.0	36	0						
Mack, Khalil, Chi.	1	33	33.0	33	0						
Dean, Jamel, T.B.	1	32	32.0	32t	1						
Moreland, Jimmy, Was.	1	32	32.0	32	0						
Singleton, Alex, Phi.	1	30	30.0	30t	1						
Williams, P.J., N.O.	1	30	30.0	30	0						
* Kinlaw, Javon, S.F.	1	27	27.0	27t	1						
Slay, Darius, Phi.	1	25	25.0	25	0						
McLeod, Rodney, Phi.	1	21	21.0	21	0						
Sherman, Richard, S.F.	1	18	18.0	18	0						
Greene, Raven, G.B.	1	17	17.0	17	0						
Tartt, Jaquiski, S.F.	1	16	16.0	16	0						
* Winfield, Antoine Jr., T.B.	1	16	16.0	16	0						
Ryan, Logan, NY-G	1	15	15.0	15	0						
Sweat, Montez, Was.	1	15	15.0	15t	1						
Edwards, T.J., Phi.	1	13	13.0	13	0						
Love, Julian, NY-G	1	13	13.0	13	0						
* Simmons, Isaiah, Ariz	1	12	12.0	12	0						
Bush, Deon, Chi.	1	10	10.0	10	0						
Nichols, Bilal, Chi.	1	7	7.0	7	0						
Riley, Duke, Phi.	1	7	7.0	7	0						
Sullivan, Chandon, G.B.	1	7	7.0	7t	1						
Wright, K.J., Sea.	1	7	7.0	7	0						
Hicks, Jordan, Ariz	1	6	6.0	6	0						
Peppers, Jabrill, NY-G	1	6	6.0	6	0						

t = Touchdown; Leader based on interceptions
 * Player that was a rookie in 2020

2020 INDIVIDUAL STATISTICS—INTERCEPTIONS**AMERICAN FOOTBALL CONFERENCE—INTERCEPTIONS**

	No	Yards	Avg	Long	TD
Miami	18	146	8.1	29	0
New England	18	162	9.0	43t	1
Pittsburgh	18	169	9.4	37	3
Kansas City	16	259	16.2	50t	2
Buffalo	15	184	12.3	51t	2
Indianapolis	15	266	17.7	50t	4
Tennessee	15	189	12.6	68	0
Jacksonville	12	200	16.7	53	1
L.A. Chargers	12	217	18.1	78t	2
Cincinnati	11	84	7.6	30	0
Cleveland	11	214	19.5	50t	2
Baltimore	10	78	7.8	25	0
Denver	10	130	13.0	46	0
Las Vegas	10	156	15.6	47	0
N.Y. Jets	10	134	13.4	35t	1
Houston	3	19	6.3	19t	1
AFC Total	204	2607	12.8	78t	19
AFC Average	12.8	162.9	12.8	---	1.2

NATIONAL FOOTBALL CONFERENCE—INTERCEPTIONS

	No	Yards	Avg	Long	TD
New Orleans	18	196	10.9	48	1
Washington	16	136	8.5	76t	2
Minnesota	15	65	4.3	16	0
Tampa Bay	15	171	11.4	37	1
L.A. Rams	14	266	19.0	84t	3
Seattle	14	106	7.6	32	0
Atlanta	12	204	17.0	67t	1
San Francisco	12	123	10.3	51	1
Arizona	11	129	11.7	90	0
Green Bay	11	98	8.9	24	1
N.Y. Giants	11	101	9.2	46t	1
Chicago	10	81	8.1	33	0
Dallas	10	108	10.8	43	0
Philadelphia	8	101	12.6	30t	1
Carolina	7	110	15.7	66	0
Detroit	7	65	9.3	36	0
NFC Total	191	2060	10.8	90	12
NFC Average	11.9	128.8	10.8	---	0.8
League Total	395	4667	---	90	31
League Average	12.3	145.8	11.8	---	1.0

2020 INDIVIDUAL STATISTICS—SACKS**SACKS****MOST SACKS**

AFC:	15.0	T.J. Watt, Pittsburgh
NFC:	13.5	Aaron Donald, L.A. Rams
	13.5	Trey Hendrickson, New Orleans

MOST SACKS, GAME

NFC:	5.0	Haason Reddick, Arizona at N.Y. Giants, December 13
AFC:	3.0	Calais Campbell, Baltimore at Philadelphia, October 18
	3.0	Olivier Vernon, Cleveland vs. Philadelphia, November 22
	3.0	Joey Bosa, L.A. Chargers at Buffalo, November 29
	3.0	Justin Houston, Indianapolis at Houston, December 6
	3.0	Kyle Van Noy, Miami vs. Cincinnati, December 6
	3.0	DeForest Buckner, Indianapolis vs. Houston, December 20

TEAM LEADERS, SACKS

AFC: BALTIMORE, 6.0, Matt Judon; BUFFALO, 5.0, Mario Addison, A.J. Klein; CINCINNATI, 5.5, Carl Lawson; CLEVELAND, 12.0, Myles Garrett; DENVER, 8.0, Malik Reed; HOUSTON, 5.0, J.J. Watt; INDIANAPOLIS, 9.5, DeForest Buckner; JACKSONVILLE, 5.5, Dawuane Smoot; KANSAS CITY, 7.5, Chris Jones; LAS VEGAS, 7.0, Maxx Crosby; L.A. CHARGERS, 7.5, Joey Bosa; MIAMI, 9.0, Emmanuel Ogbah; NEW ENGLAND, 5.5, Chase Winovich; N.Y. JETS, 7.0, Quinnen Williams; PITTSBURGH, 15.0, T.J. Watt; TENNESSEE, 5.5, Harold Landry.

NFC: ARIZONA, 12.5, Haason Reddick; ATLANTA, 4.5, Deion Jones; CAROLINA, 9.0, Brian Burns; CHICAGO, 9.0, Khalil Mack; DALLAS, 6.5, DeMarcus Lawrence; DETROIT, 10.0, Romeo Okwara; GREEN BAY, 12.5, Za'Darius Smith; L.A. RAMS, 13.5, Aaron Donald; MINNESOTA, 5.0, Yannick Ngakoue; NEW ORLEANS, 13.5, Trey Hendrickson; N.Y. GIANTS, 11.5, Leonard Williams; PHILADELPHIA, 8.0, Brandon Graham; SAN FRANCISCO, 8.5, Kerry Hyder; SEATTLE, 9.5, Jamal Adams; TAMPA BAY, 9.5, Jason Pierre-Paul; WASHINGTON, 9.0, Montez Sweat.

TEAM CHAMPION

AFC:	56	Pittsburgh
NFC:	53	Los Angeles Rams

NFL TOP 10 LEADERS—SACKS

	Sacks
Watt, T.J., Pit.	15.0
Donald, Aaron, LA-R	13.5
Hendrickson, Trey, N.O.	13.5
Reddick, Haason, Ariz	12.5
Smith, Za'Darius, G.B.	12.5
Garrett, Myles, Cle.	12.0
Williams, Leonard, NY-G	11.5
Tuitt, Stephon, Pit.	11.0
Floyd, Leonard, LA-R	10.5
Okwara, Romeo, Det.	10.0

AMERICAN FOOTBALL CONFERENCE—SACKS

	Sacks	Yards
Pittsburgh	56	384
Denver	42	282
Miami	41	349
Indianapolis	40	261
Baltimore	39	272
Buffalo	38	220
Cleveland	38	262
Houston	34	221
Kansas City	32	189
N.Y. Jets	31	186
L.A. Chargers	27	137
New England	24	165
Las Vegas	21	129
Tennessee	19	154
Jacksonville	18	91
Cincinnati	17	83
AFC Total	517	3385
AFC Average	32.3	211.6

NATIONAL FOOTBALL CONFERENCE—SACKS

	Sacks	Yards
L.A. Rams	53	350
Philadelphia	49	324
Arizona	48	326
Tampa Bay	48	366
Washington	47	325
Seattle	46	251
New Orleans	45	287
Green Bay	41	254
N.Y. Giants	40	323
Chicago	35	234
Dallas	31	178
San Francisco	30	199
Atlanta	29	221
Carolina	29	199
Detroit	24	195
Minnesota	23	126
NFC Total	618	4158
NFC Average	38.6	259.9
League Total	1135	7543
League Average	35.5	235.7

2020 INDIVIDUAL STATISTICS—SACKS

AFC—INDIVIDUAL SACKS

	Sacks
Watt, T.J., Pit.	15.0
Garrett, Myles, Cle.	12.0
Tuitt, Stephon, Pit.	11.0
Buckner, DeForest, Ind.	9.5
Ogbah, Emmanuel, Mia.	9.0
Vernon, Olivier, Cle.	9.0
Dupree, Bud, Pit.	8.0
Houston, Justin, Ind.	8.0
Ngakoue, Yannick, Min.-Bal.	8.0
Reed, Malik, Den.	8.0
Autry, Denico, Ind.	7.5
Bosa, Joey, LA-C	7.5
Chubb, Bradley, Den.	7.5
Jones, Chris, K.C.	7.5
Baker, Jerome, Mia.	7.0
Crosby, Maxx, L.V.	7.0
Williams, Quinnen, NYJ	7.0
Jones, Dre'Mont, Den.	6.5
Clark, Frank, K.C.	6.0
Judon, Matt, Bal.	6.0
Van Noy, Kyle, Mia.	6.0
Landry, Harold, Ten.	5.5
Lawson, Carl, Cin.	5.5
Smoot, Dawuane, Jac.	5.5
Van Ginkel, Andrew, Mia.	5.5
Winovich, Chase, N.E.	5.5
Addison, Mario, Buf.	5.0
Attaochu, Jeremiah, Den.	5.0
Klein, A.J., Buf.	5.0
Watt, J.J., Hou.	5.0
Hughes, Jerry, Buf.	4.5
Nwosu, Uchenna, LA-C	4.5
Richardson, Sheldon, Cle.	4.5
Walker, DeMarcus, Den.	4.5
Butler, Adam, N.E.	4.0
Campbell, Calais, Bal.	4.0
Heyward, Cameron, Pit.	4.0
Lawson, Shaq, Mia.	4.0
Lewis, Tyquan, Ind.	4.0
Mercilus, Whitney, Hou.	4.0
Omenihu, Charles, Hou.	4.0
Basham, Tarell, NYJ	3.5
Clayborn, Adrian, Cle.	3.5
Milano, Matt, Buf.	3.5
Sieler, Zach, Mia.	3.5
Cunningham, Zach, Hou.	3.0
Franklin-Myers, John, NYJ	3.0
Hilton, Mike, Pit.	3.0
Jefferson, Quinton, Buf.	3.0
Leonard, Darius, Ind.	3.0
Martin, Jake, Hou.	3.0
McPhee, Pernel, Bal.	3.0
Morrow, Nicholas, L.V.	3.0
Okafor, Alex, K.C.	3.0
Oliver, Ed, Buf.	3.0
* Queen, Patrick, Bal.	3.0
Simmons, Jeffery, Ten.	3.0
Tillery, Jerry, LA-C	3.0
Ward, Jihad, Bal.	3.0
Williams, Vince, Pit.	3.0
Allen, Josh, Jac.	2.5
Board, Chris, Bal.	2.5
* Danna, Michael, K.C.	2.5
Elliott, DeShon, Bal.	2.5
Harris, Shelby, Den.	2.5
Humphrey, Marlon, Bal.	2.5
Nassib, Carl, L.V.	2.5
Ogunjobi, Larry, Cle.	2.5
Rochell, Isaac, LA-C	2.5
Schobert, Joe, Jac.	2.5
Shepherd, Nathan, NYJ	2.5
Wise, Deatrich, N.E.	2.5
Adams, Tyrell, Hou.	2.0
Alualu, Tyson, Pit.	2.0
Bowser, Tyus, Bal.	2.0
Calhoun, Shilique, N.E.	2.0
Charlton, Taco, K.C.	2.0

Sacks

Crawford, Jack, Ten.	2.0
Edmunds, Tremaine, Buf.	2.0
Evans, Jordan, Cin.	2.0
Fatukasi, Foley, NYJ	2.0
Ferguson, Jaylon, Bal.	2.0
Ferrell, Clelin, L.V.	2.0
Guy, Lawrence, N.E.	2.0
Hall, Nate, Hou.	2.0
Hewitt, Neville, NYJ	2.0
* Highsmith, Alex, Pit.	2.0
Hubbard, Sam, Cin.	2.0
* Huff, Bryce, NYJ	2.0
Jenkins, Jordan, NYJ	2.0
Jewell, Josey, Den.	2.0
Jones, DaQuan, Ten.	2.0
King, Desmond, LA-C-Ten.	2.0
Luvu, Frankie, NYJ	2.0
Maye, Marcus, NYJ	2.0
Moore, Kenny, Ind.	2.0
Muhammad, Al-Quadin, Ind.	2.0
Murphy, Trent, Buf.	2.0
urray, Eric, Hou.	2.0
Poyer, Jordan, Buf.	2.0
Reid, Justin, Hou.	2.0
Simon, John, N.E.	2.0
* Sneed, L'Jarius, K.C.	2.0
Spillane, Robert, Pit.	2.0
Vickers, Kendal, L.V.	2.0
Vigil, Nick, LA-C	2.0
Watkins, Carlos, Hou.	2.0
* Wharton, Tereshawn, K.C.	2.0
Williams, DeShawn, Den.	2.0
Willis, Khari, Ind.	2.0
Bentley, Ja'Whaun, N.E.	1.5
Clark, Chuck, Bal.	1.5
Marlowe, Dean, Buf.	1.5
Rivers, Derek, N.E.	1.5
Roberts, Elandon, Mia.	1.5
White, Tre'Davious, Buf.	1.5
Wilkins, Christian, Mia.	1.5
Baker, Deandre, K.C.	1.0
Brown, Andrew, Cin.	1.0
Brown, Jayon, Ten.	1.0
Bush, Devin, Pit.	1.0
Bynes, Josh, Cin.	1.0
* Chaisson, K'Lavon, Jac.	1.0
Chickillo, Anthony, Den.	1.0
Cowart, Byron, N.E.	1.0
Dodson, Tyrel, Buf.	1.0
Edmunds, Terrell, Pit.	1.0
Ekuale, Daniel, Jac.	1.0
Elliott, Jay, Pit.	1.0
* Epenesa, A.J., Buf.	1.0
* Fulton, Kristian, Ten.	1.0
Gay, Willie Jr., K.C.	1.0
Giles-Harris, Joe, Jac.	1.0
* Greenard, Jonathan, Hou.	1.0
Grugier-Hill, Kamu, Mia.	1.0
Hall, P.J., Hou.	1.0
* Hamilton, DaVon, Jac.	1.0
Hankins, Johnathan, L.V.	1.0
Harrison, Ronnie, Cle.	1.0
Herndon, Tre, Jac.	1.0
Hunt, Margus, Cin.	1.0
Jack, Myles, Jac.	1.0
Jenkins, Rayshawn, LA-C	1.0
Johnson, A.J., Den.	1.0
Johnson, Darryl, Buf.	1.0
Johnson, Taron, Buf.	1.0
* Jones, Brandon, Mia.	1.0
Jones, Justin, LA-C	1.0
* Kareem, Khalid, Cin.	1.0
Kpassagnon, Tanoh, K.C.	1.0
Kwiatkoski, Nick, L.V.	1.0
Lawson, Nevin, L.V.	1.0
Liuget, Corey, Hou.	1.0
* Lynch, Aaron, Jac.	1.0
* Madubuike, Justin, Bal.	1.0

Sacks

Maulet, Arthur, NYJ	1.0
Moore, A.J., Hou.	1.0
* Murray, Kenneth, LA-C	1.0
Needham, Nik, Mia.	1.0
Niemann, Ben, K.C.	1.0
O'Daniel, Dorian, K.C.	1.0
Parks, Will, Den.	1.0
Perryman, Denzel, LA-C	1.0
Peters, Marcus, Bal.	1.0
Phillips, Adrian, N.E.	1.0
Poole, Brian, NYJ	1.0
Purcell, Mike, Den.	1.0
Ray, Wyatt, Ten.	1.0
Reed, Brooks, Ten.	1.0
Smith, Chris, L.V.	1.0
Smith, Jimmy, Bal.	1.0
Smith, Malcolm, Cle.	1.0
Square, Damion, LA-C	1.0
Stewart, M.J., Cle.	1.0
Sutton, Cameron, Pit.	1.0
Takitaki, Sione, Cle.	1.0
Thomas, Tavierre, Cle.	1.0
Turay, Kemoko, Ind.	1.0
* Uche, Josh, N.E.	1.0
Vaccaro, Kenny, Ten.	1.0
Ward, Charvarius, K.C.	1.0
Ward, Tim, K.C.	1.0
Williams, Xavier, Cin.	1.0
Williamson, Avery, Pit.	1.0
* Wilson, Logan, Cin.	1.0
Wolfe, Derek, Bal.	1.0
Wormley, Chris, Pit.	1.0
Zimmer, Justin, Buf.	1.0
Addae, Jahleel, LA-C	0.5
Anderson, Henry, NYJ	0.5
Bryan, Taven, Jac.	0.5
* Davis-Gaither, Akeem, Cin.	0.5
Evans, Rashaan, Ten.	0.5
Goodson, B.J., Cle.	0.5
Hager, Bryce, NYJ	0.5
Harris, Chris, LA-C	0.5
Hurst, Maurice, L.V.	0.5
Johnson, Kevin, Cle.	0.5
Redwine, Sheldrick, Cle.	0.5
Stallworth, Taylor, Ind.	0.5
Stewart, Grover, Ind.	0.5
White, Kyzir, LA-C	0.5

* Player that was a rookie in 2020

2020 INDIVIDUAL STATISTICS—SACKS

NFC—INDIVIDUAL SACKS

	Sacks
Donald, Aaron, LA-R	13.5
Hendrickson, Trey, N.O.	13.5
Reddick, Haason, Ariz	12.5
Smith, Za'Darius, G.B.	12.5
Williams, Leonard, NY-G	11.5
Floyd, Leonard, LA-R	10.5
Okwara, Romeo, Det.	10.0
Adams, Jamal, Sea.	9.5
Pierre-Paul, Jason, T.B.	9.5
Burns, Brian, Car.	9.0
Mack, Khalil, Chi.	9.0
Sweat, Montez, Was.	9.0
White, Devin, T.B.	9.0
Hyder, Kerry, S.F.	8.5
Barrett, Shaquil, T.B.	8.0
Graham, Brandon, Phi.	8.0
Jordan, Cameron, N.O.	7.5
* Young, Chase, Was.	7.5
Gardeck, Dennis, Ariz	7.0
Cox, Fletcher, Phi.	6.5
Lawrence, DeMarcus, Dal.	6.5
Onyemata, David, N.O.	6.5
Reed, Jarran, Sea.	6.5
Dunlap, Carlos, Cin.-Sea.	6.0
Fox, Morgan, LA-R	6.0
Griffen, Everson, Dal.-Det.	6.0
Mayowa, Benson, Sea.	6.0
Suh, Ndumukong, T.B.	6.0
Sweat, Josh, Phi.	6.0
Barnett, Derek, Phi.	5.5
Kerrigan, Ryan, Was.	5.5
Obada, Efe, Car.	5.5
Brockers, Michael, LA-R	5.0
Gary, Rashan, G.B.	5.0
Granderson, Carl, N.O.	5.0
Nichols, Bilal, Chi.	5.0
Settle, Tim, Was.	5.0
Smith, Aldon, Dal.	5.0
Ebukam, Samsun, LA-R	4.5
Golden, Markus, NY-G-Ariz	4.5
Hargrave, Javon, Phi.	4.5
Jones, Deion, Atl.	4.5
Davis, Demario, N.O.	4.0
Edwards, Mario, Chi.	4.0
Fackrell, Kyler, NY-G	4.0
Haynes, Marquis, Car.	4.0
Jarrett, Grady, Atl.	4.0
Keke, Kingsley, G.B.	4.0
Lawrence, Dexter, NY-G	4.0
* Robinson, Alton, Sea.	4.0
Smith, Preston, G.B.	4.0
Smith, Roquan, Chi.	4.0
Armstead, Arik, S.F.	3.5
Gregory, Randy, Dal.	3.5
Hicks, Akiem, Chi.	3.5
Odenigbo, Ifeadi, Min.	3.5
Tomlinson, Dalvin, NY-G	3.5
Wilson, Donovan, Dal.	3.5
Bostic, Jon, Was.	3.0
Collier, L.J., Sea.	3.0
Curry, Vinny, Phi.	3.0
Fowler, Dante, Atl.	3.0
Gholston, William, T.B.	3.0
Harris, Charles, Atl.	3.0
Hollins, Justin, LA-R	3.0
Jones, D.J., S.F.	3.0
Jordan, Dion, S.F.	3.0
Kennard, Devon, Ariz	3.0
Lowry, Dean, G.B.	3.0
Martinez, Blake, NY-G	3.0
Means, Steven, Atl.	3.0
Oluokun, Foye, Atl.	3.0
Payne, Daron, Was.	3.0
Reeder, Troy, LA-R	3.0
Wagner, Bobby, Sea.	3.0
Wilson, Eric, Min.	3.0
* Winfield, Antoine Jr., T.B.	3.0

Sacks

* Wonnum, D.J., Min.	3.0
Blackson, Angelo, Ariz	2.5
* Gross-Matos, Yetur, Car.	2.5
Holcomb, Cole, Was.	2.5
Jackson, Malik, Phi.	2.5
Jenkins, Malcolm, N.O.	2.5
Mata'afa, Hercules, Min.	2.5
Mingo, Barkevious, Chi.	2.5
Peppers, Jabrill, NY-G	2.5
Urban, Brent, Chi.	2.5
Willis, Jordan, S.F.	2.5
Allen, Jonathan, Was.	2.0
Allen, Zach, Ariz	2.0
Amos, Adrian X, G.B.	2.0
Baker, Budda, Ariz	2.0
* Brown, Derrick, Car.	2.0
* Campbell, De'Vondre, Ariz	2.0
Clark, Kenny, G.B.	2.0
Collins, Landon, Was.	2.0
Crawford, Tyrone, Dal.	2.0
* Curi, Kamren, Was.	2.0
Edwards, T.J., Phi.	2.0
Flowers, Trey, Det.	2.0
Ford, Poona, Sea.	2.0
Green, Rasheem, Sea.	2.0
Kerr, Zach, Car.	2.0
Kirksey, Christian, G.B.	2.0
Lewis, Jourdan, Dal.	2.0
* Lewis, Terrell, LA-R	2.0
Murphy, Byron, Ariz	2.0
Peters, Corey, Ariz	2.0
Phillips, Jordan, Ariz	2.0
Quinn, Robert, Chi.	2.0
* Simmons, Isaiah, Ariz	2.0
Singleton, Alex, Phi.	2.0
Ve, Vita, T.B.	2.0
Whitehead, Jordan, T.B.	2.0
Williams, K'Waun, S.F.	2.0
Wright, K.J., Sea.	2.0
Avery, Genard, Phi.	1.5
Bailey, Allen, Atl.	1.5
Davenport, Marcus, N.O.	1.5
David, Lavonte, T.B.	1.5
Gaines, Greg, LA-R	1.5
Greene, Raven, G.B.	1.5
Ioannidis, Matthew, Was.	1.5
Johnson, Jaleel, Min.	1.5
* Kinlaw, Javon, S.F.	1.5
Mills, Jalen, Phi.	1.5
Rankins, Sheldon, N.O.	1.5
Sheard, Jabaal, NY-G	1.5
Smith, Jaylon, Dal.	1.5
Vaughters, James, Chi.	1.5
Alexander, Jaire, G.B.	1.0
Alexander, Kwon, S.F.	1.0
* Barnes, Kryz, G.B.	1.0
Boston, Tre, Car.	1.0
Brown, Anthony, Dal.	1.0
Brown, Malcom, N.O.	1.0
Carter, Lorenzo, NY-G	1.0
* Chinn, Jeremy, Car.	1.0
Coley, Trevon, Ariz	1.0
Collins, Jamie, Det.	1.0
Cominsky, John, Atl.	1.0
* Coughlin, Carter, NY-G	1.0
* Crowder, Tae, NY-G	1.0
Davis, Todd, Min.	1.0
* Diggs, Trevon, Dal.	1.0
Dogbe, Michael, Ariz	1.0
* Fotu, Leki, Ariz	1.0
* Franklin, Sam, Car.	1.0
Gardner-Johnson, Chauncey, N.O.	1.0
Gerry, Nate, Phi.	1.0
Givens, Kevin, S.F.	1.0
Greenlaw, Dre, S.F.	1.0
Griffin, Shaquem, Sea.	1.0
Hill, B.J., NY-G	1.0
Hill, Holton, Min.	1.0

Sacks

* Jacquet, Michael, Phi.	1.0
Johnson, Austin, NY-G	1.0
Johnson, Dontae, S.F.	1.0
Jones, Chandler, Ariz	1.0
Joseph-Day, Sebastian, LA-R	1.0
LeBlanc, Cre'von, Phi.	1.0
Ledbetter, Jeremiah, T.B.	1.0
* Lynch, James, Min.	1.0
* Martin, Kamal, G.B.	1.0
Mauro, Josh, Ariz	1.0
McKinley, Takkari, Atl.	1.0
Moore, Damontre, Sea.	1.0
Neal, Keanu, Atl.	1.0
Neasman, Sharrod, Atl.	1.0
Nelson, Anthony, T.B.	1.0
O'Connor, Pat, T.B.	1.0
Okoronkwo, Obo, LA-R	1.0
Oliver, Isaiah, Atl.	1.0
* Penisini, John, Det.	1.0
Pierre-Louis, Kevin, Was.	1.0
Polite, Jachai, LA-R	1.0
Ragland, Reggie, Det.	1.0
Reaves, Jeremy, Was.	1.0
Ridgeway, Hassan, Phi.	1.0
* Roy, Bravvion, Car.	1.0
Ryan, Logan, NY-G	1.0
Savage, Darnell, G.B.	1.0
* Scott, Vernon, G.B.	1.0
Shelton, Danny, Det.	1.0
Strong, Kevin, Det.	1.0
Taylor, Jamar, S.F.	1.0
Trevathan, Danny, Chi.	1.0
Trufant, Desmond, Det.	1.0
Tuioiti-Mariner, Jacob, Atl.	1.0
Vallejo, Tanner, Ariz	1.0
Vander Esch, Leighton, Dal.	1.0
Walker, Tracy, Det.	1.0
Warner, Fred, S.F.	1.0
Watson, Justin, T.B.	1.0
Williams, Nick, Det.	1.0
* Williams, Raequan, Phi.	1.0
Woods, Antwaun, Dal.	1.0
Young, Kenny, LA-R	1.0
Davis, Jarrad, Det.	0.5
Davison, Tyeler, Atl.	0.5
* Gallimore, Neville, Dal.	0.5
Harris, Trent, NY-G	0.5
* Hawkins, Jaylinn, Atl.	0.5
* Holmes, Darnay, NY-G	0.5
McGill, T.Y., Phi.	0.5
Mone, Bryan, Sea.	0.5
Moreland, Jimmy, Was.	0.5
Riley, Duke, Phi.	0.5
Rush, Anthony, Sea.	0.5
Smith, Harrison, Min.	0.5
* Smith-Williams, James, Was.	0.5
Stephen, Sharon, Min.	0.5
Watts, Amur, Min.	0.5
Yiadom, Isaac, NY-G	0.5

* Player that was a rookie in 2020

Inside the Numbers

Most Points in a Game by Each NFL Team	282
Records Since 1970 AFL-NFL Merger	284
Kickoff Weekend Records.....	285
W-L Records of NFL Teams, 2011-20	286
Takeaways/Giveaways, 2011-20	288
NFL Individual Leaders, 2011-20	288
Teams That Have Scored 60 Points in a Game.....	289
NFL's Oldest/Youngest Starters in 2020	289
Oldest NFL Records.....	289
Individual Leaders Over Last Two, Three, Four Seasons.....	290
Team Leaders Over Last Two, Three, Four Seasons.....	291
Retired Uniform Numbers.....	293
Passer Rating.....	294
Highest NFL Postseason Passer Ratings	295
Starting Records of Active NFL Quarterbacks	296
Most Game-Winning Drives in Fourth Quarter or Overtime, 1970-2020	296
Teams That Finished in First Place After Last-Place Finish.....	296
Longest Winning Streaks Since 1970	296
NFL Playoff Appearances By Seasons.....	297
Teams in Super Bowl Contention, 1978-2020	297
Record of Teams on the Road, 1970-2020	297
Games Decided By 7 Points and 3 Points or Fewer, 1970-2020	298
Games Decided By 8 Points or Fewer, 1994-2020	298
Two-Point Conversion Results, 1994-2020.....	298
Bye Weeks, Team Record After, 1990-2020	298
Close Games, Team Record, 2020	299
Super Bowl Champions, Not in Playoffs Following Season	299
Postseason Play, Teams to Win 10-Plus Games and Miss Playoffs.....	299
Super Bowl Team, Non-Division Winner	299
Playoff Teams To Finish Regular Season At or Under .500	299
Teams To Beat Opposing Team Three Times in a Season, 1970-2020.....	300
Coldest NFL Games.....	300
2020 Score By Quarters.....	300
Greatest Comebacks in NFL History	301
Postseason, Individual, All-Time Top 10	304
Overtime: 2020 Games, Games by Year, W-L Records by Team	305
Overtime: Postseason Games, Miscellaneous Breakdown, Most Games in Season, Longest Streaks	306
Overtime: Shortest and Longest Games, Scoring Summary, Single-Game Records.....	307
Overtime Procedures	308
All-Time Won-Loss Records of Current NFL Teams	309
Television Ratings: Most-Watched Programs of All-Time; Most-Watched Programs, 2020.....	326
Highest Scoring Weekends in NFL History	326
Attendance, Paid: Top 5 NFL Totals by Season; Top 10 NFL Totals by Weekend	326
Attendance, Paid: Top 10 Single-Season Totals by Franchise; Top 10 NFL Single-Game Totals.....	326
Attendance, Paid: Year-by-Year NFL Totals, 1934-2020.....	327

INSIDE THE NUMBERS

RECORDS FOR NFL TEAMS FOR MOST POINTS IN A GAME (REGULAR SEASON ONLY)

Note: When the record has been achieved more than once, only the most recent game is shown; summaries are listed in alphabetical order by conference. Bold face indicates team holding record.

BALTIMORE RAVENS

September 8, 2019, at Miami

Baltimore.....	21	21	10	7	—	59
Miami.....	0	10	0	0	—	10

TD: Balt—Marquise Brown 2, Mark Ingram 2, Mark Andrews, Miles Boykin, Patrick Ricard, Willie Snead; Mia—Preston Williams. TD Passes: Balt—Lamar Jackson 5; Mia—Ryan Fitzpatrick. FG: Balt—Justin Tucker; Mia—Jason Sanders.

BUFFALO BILLS

September 18, 1966, at Buffalo

Miami.....	3	7	0	14	—	24
Buffalo.....	21	27	3	7	—	58

TD: Buff—Bobby Burnett 2, Butch Byrd 2, Jack Spikes 2, Bobby Crockett, Jack Kemp; Mia—Dave Kocourek, Bo Roberson, John Roderick. TD Passes: Buff—Jack Kemp, Danyle Lamonica; Mia—George Wilson 3. FG: Buff—Booth Lusteg; Mia—Gene Mingo.

CINCINNATI BENGALS

December 17, 1989, at Cincinnati

Houston Oilers.....	0	0	0	7	—	7
Cincinnati.....	21	10	21	9	—	61

TD: Cin—Eddie Brown 2, Eric Ball, James Brooks, Ira Hillary, Rodney Holman, Tim McGee, Craig Taylor; Hou—Lorenzo White. TD Passes: Cin—Boomer Esiason 4, Erik Wilhelm. FG: Cin—Jim Breech 2.

CLEVELAND BROWNS

November 7, 1954, at Cleveland

Washington.....	0	3	0	0	—	3
Cleveland.....	13	14	21	14	—	62

TD: Cle—Darrell Brewster 2, Mo Bassett, Ken Gorgal, Otto Graham, Dub Jones, Dante Lavelli, Curley Morrison. TD Passes: Cle—George Ratterman 3, Otto Graham. FG: Cle—Lou Groza 2; Wash—Vic Janowicz.

DENVER BRONCOS

September 29, 2013, at Denver

Philadelphia.....	3	10	0	7	—	20
Denver.....	14	7	21	10	—	52

TD: Den—Demaryius Thomas 2, Wes Welker 2, Trindon Holliday, Steven Johnson, Knowshon Moreno; Phil—Jeff Maehl, Chris Polk. TD Passes: Den—Peyton Manning 4; Phil—Nick Foles. FG: Den—Matt Prater; Phil—Alex Henery 2.

HOUSTON TEXANS

October 1, 2017 at Houston

Tennessee.....	0	14	0	0	—	14
Houston.....	14	16	7	20	—	57

TD: Hou—Will Fuller 2, Lamar Miller 2, Dylan Cole, DeAndre Hopkins, Deshaun Watson; Tenn—Marcus Mariota 2. TD Passes: Hou—Deshaun Watson 4. FG: Hou—Ka'imi Fairbairn 3.

INDIANAPOLIS COLTS

December 12, 1976, at Baltimore

Buffalo.....	3	3	7	7	—	20
Baltimore Colts.....	7	13	28	10	—	58

TD: Balt—Roger Carr, Raymond Chester, Glenn Doughty, Roosevelt Leaks, Derrel Luce, Lydell Mitchell, Howard Stevens; Buff—Bob Chandler, O.J. Simpson. TD Passes: Balt—Bert Jones 3; Buff—Gary Marangi. FG: Balt—Toni Linhart 3; Buff—George Jakowenko 2.

JACKSONVILLE JAGUARS

December 13, 2015, at Jacksonville

Indianapolis.....	3	10	3	0	16
Jacksonville.....	3	6	21	21	51

TD: Ind—Robert Mathis; Jax—Blake Bortles, Andre Branch, Rashad Greene, Allen Hurns, Allen Robinson, Denard Robinson, Julius Thomas. TD Passes: Jax—Blake Bortles 3. FG: Ind—Adam Vinatieri 3; Jax—Jason Myers.

KANSAS CITY CHIEFS

September 7, 1963, at Denver

Kansas City.....	14	14	21	10	—	59
Denver.....	0	7	0	0	—	7

TD: KC—Chris Burford 2, Frank Jackson 2, Dave Grayson, Abner Haynes, Sherrill Headrick, Curtis McClinton; Den—Lionel Taylor. TD Passes: KC—Len Dawson 4, Curtis McClinton; Den—Mickey Slaughter. FG: KC—Tommy Brooker.

LAS VEGAS RAIDERS

October 24, 2010, at Denver

Oakland.....	24	14	21	0	—	59
Denver.....	0	7	7	0	—	14

TD: Oak—Darren McFadden 4, Michael Bush, Chris Johnson, Zach Miller, Marcel Reese; Den—Knowshon Moreno 2. TD Passes: Oak—Jason Campbell 2; Den—Kyle Orton 2. FG: Oak—Sebastian Janikowski.

LOS ANGELES CHARGERS

December 22, 1963, at San Diego

Denver.....	7	10	3	0	—	20
San Diego.....	10	16	10	22	—	58

TD: SD—Paul Lowe 2, Chuck Allen, Bobby Jackson, Dave Kocourek, Keith Lincoln, Jacque MacKinnon; Den—Billy Joe, Donnie Stone. TD Passes: SD—John Hadl, Tobin Rote; Den—Don Breaux. FG: SD—George Blair 3; Den—Gene Mingo 2.

MIAMI DOLPHINS

November 24, 1977, at St. Louis

Miami.....	14	14	20	7	—	55
St. Louis Cardinals.....	7	0	0	7	—	14

TD: Mia—Nat Moore 3, Gary Davis, Duriel Harris, Leroy Harris, Benny Malone, Andre Tillman; STL—Ike Harris, Terry Metcalf. TD Passes: Mia—Bob Griese 6; STL—Jim Hart.

NEW ENGLAND PATRIOTS

November 18, 2012, at New England

Indianapolis.....	14	3	0	7	—	24
New England.....	7	17	14	21	—	59

TD: NE—Julian Edelman 2, Rob Gronkowski 2, Alfonzo Dennard, Steven Ridley, Aqib Talib, Shane Vereen; Ind—T.Y. Hilton 2, Delone Carter. TD Passes: NE—Tom Brady 3; Ind—Andrew Luck 2. FG: NE—Stephen Gostkowski; Ind—Adam Vinatieri.

NEW YORK JETS

November 17, 1985, at New York

Tampa Bay.....	14	7	7	0	—	28
New York Jets.....	17	24	14	7	—	62

TD: NYJ—Mickey Shuler 3, Johnny Hector 2, Tony Paige, Al Toon, Wesley Walker; TB—James Wilder 2, Kevin House, Calvin Magee. TD Passes: NYJ—Ken O'Brien 5; TB—Steve DeBerg 2. FG: NYJ—Pat Leahy 2.

PITTSBURGH STEELERS

November 30, 1952, at Pittsburgh

New York Giants.....	0	0	7	0	—	7
Pittsburgh.....	14	14	7	28	—	63

TD: Pitt—Lynn Chandnois 2, Dick Hensley 2, Jack Butler, George Hays, Ray Mathews, Ed Modzelewski, Elbie Nickel; NYG—Bill Stribling. TD Passes: Pitt—Jim Finks 4, Gary Kerorian; NYG—Tom Landry.

TENNESSEE TITANS

December 9, 1990, at Houston

Cleveland.....	0	7	7	0	—	14
Houston Oilers.....	14	31	7	6	—	58

TD: Hou—Lorenzo White 4, Ernest Givins, Leonard Harris, Tony Jones, Terry Kinard; Cle—Eric Metcalf 2. TD Passes: Hou—Warren Moon 2, Cody Carlson; Cle—Bernie Kosar. FG: Hou—Teddy Garcia.

INSIDE THE NUMBERS

ARIZONA CARDINALS

November 13, 1949, at New York

Chicago Cardinals	7	31	14	13	—	65
New York Bulldogs	7	0	6	7	—	20

TD: Chi—Red Cochran 2, Pat Harder 2, Bill Dewell, Mel Kutner, Bob Ravensburg, Vic Schwall, Charlie Trippi; NY—Joe Golding, Frank Muehlheuser, Johnny Rauch. TD Passes: Chi—Paul Christman 3, Jim Hardy 3; NY—Bobby Layne. FG: Chi—Pat Harder.

ATLANTA FALCONS

September 16, 1973, at New Orleans

Atlanta	0	24	21	17	—	62
New Orleans	0	0	7	0	—	7

TD: Atl—Ken Burrow 2, Eddie Ray 2, Wes Chesson, Tom Hayes, Art Malone, Joe Profit; NO—Bill Butler. TD Passes: Atl—Dick Shiner 3, Bob Lee; NO—Archie Manning. FG: Atl—Nick Mike-Mayer 2.

CAROLINA PANTHERS

December 8, 2002, at Carolina

Cincinnati	7	10	14	0	—	31
Carolina	9	7	21	15	—	52

TD: Car—Steve Smith 3, Dee Brown, Muhsin Muhammad, Al Wallace, Wesley Walls; Cin—Peter Warrick 2, Jon Kitna, Takeo Spikes. TD Passes: Car—Rodney Peete 3; Cin—Jon Kitna 2. FG: Cin—Neil Rackers.

CHICAGO BEARS

December 7, 1980, at Chicago

Green Bay	0	7	0	0	—	7
Chicago	0	28	13	20	—	61

TD: Chi—Walter Payton 3, Brian Baschnagel, Robin Earl, Roland Harper, Willie McClendon, Len Walterscheid, Rickey Watts; GB—James Lofton. TD Passes: Chi—Vince Evans 3; GB—Lynn Dickey.

DALLAS COWBOYS

October 12, 1980, at Dallas

San Francisco	0	7	0	7	—	14
Dallas	14	24	14	7	—	59

TD: Dall—Drew Pearson 3, Ron Springs 2, Tony Dorsett, Billy Joe DuPree, Robert Newhouse; SF—Dwight Clark 2. TD Passes: Dall—Danny White 4; SF—Steve DeBerg 2. FG: Dall—Rafael Septien.

DETROIT LIONS

November 27, 1997, at Detroit

Chicago	14	6	0	0	—	20
Detroit	3	14	17	21	—	55

TD: Det—Herman Moore, Johnnie Morton, Ron Rivers, Barry Sanders 3, Tracy Scroggins; Chi—Raymont Harris, Ricky Proehl. TD Passes: Det—Scott Mitchell 2; Chi—Erik Kramer. FG: Det—Jason Hanson 2; Chi—Jeff Jaeger 2.

GREEN BAY PACKERS

October 7, 1945, at Milwaukee

Detroit	0	7	7	7	—	21
Green Bay	0	41	9	7	—	57

TD: GB—Don Hutson 4, Charley Brock, Irv Comp, Ted Fritsch, Clyde Goodnight; Det—Chuck Fenenbock, John Greene, Bob Westfall. TD Passes: GB—Tex McKay 4, Lou Brock, Irv Comp; Det—Dave Ryan.

LOS ANGELES RAMS

October 22, 1950, at Los Angeles

Baltimore Colts	13	0	7	7	—	27
Los Angeles Rams	21	14	14	21	—	70

TD: LA—Bob Boyd 2, Vitamin T. Smith 2, Tom Fears, Elroy (Crazylegs) Hirsch, Dick Hoerner, Ralph Pasquariello, Dan Towler, Bob Waterfield; Balt—Chet Mutryn 2, Adrian Burk, Billy Stone. TD Passes: LA—Norm Van Brocklin 2, Bob Waterfield 2, Glenn Davis; Balt—Adrian Burk 3.

MINNESOTA VIKINGS

October 18, 1970, at Minnesota

Dallas	3	3	0	7	—	13
Minnesota	14	20	17	3	—	54

TD: Minn—Clint Jones 2, Ed Sharockman 2, John Beasley, Dave Osborn; Dall—Calvin Hill. TD Pass: Minn—Gary Cuozzo. FG: Minn—Fred Cox 4; Dall—Mike Clark 2.

NEW ORLEANS SAINTS

October 23, 2011, at New Orleans

Indianapolis	0	7	0	0	—	7
New Orleans	21	13	14	14	—	62

TD: NO—Marques Colston 2, Jimmy Graham 2, Darren Sproles 2, Jed Collins, Leigh Torrence; IND—Delone Carter. TD Passes: NO—Drew Brees 5. FG: NO—John Kasay 2.

NEW YORK GIANTS

November 26, 1972, at New York

Philadelphia	3	7	0	0	—	10
New York Giants	14	24	10	14	—	62

TD: NYG—Don Herrmann 2, Ron Johnson 2, Bob Tucker 2, Randy Johnson; Phil—Harold Jackson. TD Passes: NYG—Norm Snead 3, Randy Johnson 2; Phil—John Reaves. FG: NYG—Pete Gogolak 2; Phil—Tom Dempsey.

PHILADELPHIA EAGLES

November 6, 1934, at Philadelphia

Cincinnati Reds	0	0	0	0	—	0
Philadelphia	26	6	12	20	—	64

TD: Phil—Joe Carter 3, Swede Hanson 3, Marvin Ellstrom, Roger Kirkman, Ed Matesic, Ed Storm. TD Passes: Phil—Ed Matesic 2, Albert Weiner 2, Marvin Ellstrom.

SAN FRANCISCO 49ERS

October 18, 1992, at San Francisco

Atlanta	7	3	0	7	—	17
San Francisco	21	21	14	0	—	56

TD: SF—Jerry Rice 3, Ricky Watters 3, Brent Jones, Tom Rathman; Atl—Michael Haynes, Jason Phillips. TD Passes: SF—Steve Young 3; Atl—Chris Miller, Wade Wilson. FG: Atl—Norm Johnson.

SEATTLE SEAHAWKS

December 9, 2012, at Seattle

Arizona	0	0	0	0	—	0
Seattle	10	28	13	7	—	58

TD: Sea—Marshawn Lynch 3, Zach Miller, Richard Sherman, Malcolm Smith, Leon Washington. TD Passes: Sea—Russell Wilson. FG: Sea—Stephen Hauschka 3.

TAMPA BAY BUCCANEERS

September 29, 2019, at Los Angeles

Tampa Bay	7	21	3	24	—	55
Los Angeles Rams	0	17	3	20	—	40

TD: TB—Chris Godwin 2, Peyton Barber, Cameron Brate, Mike Evans, Ronald Jones, Ndamukong Suh; LAR—Todd Gurley 2, Gerald Everett, Cooper Kupp, Marcus Peters. TD Passes: TB—Jameis Winston 4; LAR—Jared Goff 2. FG: TB—Matt Gay 2; LAR—Greg Zuerlein.

WASHINGTON FOOTBALL TEAM

November 27, 1966, at Washington

New York Giants	0	14	14	13	—	41
Washington	13	21	14	24	—	72

TD: Wash—A.D. Whitfield 3, Brig Owens 2, Charley Taylor 2, Rickie Harris, Joe Don Looney, Bobby Mitchell; NYG—Allen Jacobs, Homer Jones, Dan Lewis, Joe Morrison, Aaron Thomas, Gary Wood. TD Passes: Wash—Sonny Jurgensen 3; NYG—Gary Wood 2, Tom Kennedy. FG: Wash—Charlie Gogolak.

INSIDE THE NUMBERS

RECORDS OF NFL TEAMS SINCE 1970 AFL-NFL MERGER

AFC	W	L	T	Pct.	Division	Playoff	Postseason	Super Bowl
					Titles	Berths	Record	Record
Pittsburgh	486	303	3	.616	24	31	36-25	6-2
New England	456	336	0	.576	21	26	36-20	6-5
Miami	452	338	2	.572	13	23	20-21	2-3
Denver	449	337	6	.571	15	22	23-19	3-5
Baltimore***	225	174	1	.564	6	13	16-11	2-0
Kansas City	408	377	7	.520	11	19	10-18	1-1
Las Vegas	404	382	6	.514	12	19	22-16	3-1
Indianapolis	401	389	2	.508	15	24	19-22	2-1
Tennessee	381	409	2	.482	6	19	15-19	0-1
L.A. Chargers	373	414	5	.474	10	14	11-14	0-1
Buffalo	373	417	2	.472	8	16	14-16	0-4
Cincinnati	356	432	4	.452	9	14	5-14	0-2
Houston****	135	169	0	.444	6	6	4-6	0-0
N.Y. Jets	341	449	2	.432	2	12	10-12	0-0
Jacksonville**	177	239	0	.425	3	7	7-7	0-0
Cleveland+	306	434	4	.414	6	12	5-12	0-0

NFC	W	L	T	Pct.	Division	Playoff	Postseason	Super Bowl
					Titles	Berths	Record	Record
Dallas	459	333	0	.580	20	29	34-24	5-3
Minnesota	443	345	4	.562	18	28	19-28	0-3
San Francisco	431	357	4	.547	20	25	32-20	5-2
Green Bay	425	357	10	.543	15	23	24-21	2-1
Seattle*	367	340	1	.519	11	19	17-18	1-2
Philadelphia	406	377	9	.518	11	23	19-22	1-2
Washington	406	383	3	.515	9	19	20-16	3-2
L.A. Rams	396	391	5	.503	13	22	19-21	1-3
Chicago	390	401	1	.493	11	16	10-15	1-1
Carolina**	200	215	1	.482	6	8	9-8	0-2
N.Y. Giants	378	411	3	.479	8	16	20-12	4-1
New Orleans	375	413	4	.476	8	14	10-13	1-0
Atlanta	357	430	5	.454	6	14	10-14	0-2
Arizona	334	450	8	.427	5	8	6-8	0-1
Detroit	325	462	5	.413	3	12	1-12	0-0
Tampa Bay*	278	429	1	.393	6	11	10-9	2-0

*Entered NFL in 1976.

**Entered NFL in 1995.

***Entered NFL in 1996.

****Entered NFL in 2002.

+Did not play, 1996-98.

Las Vegas totals include Los Angeles, 1982-94, and Oakland, 1960-81, 1995-2019.

Indianapolis totals include Baltimore, 1970-83.

Tennessee totals include Houston Oilers, 1970-96.

L.A. Chargers totals include San Diego, 1970-2016.

L.A. Rams totals include St. Louis, 1995-2015.

Arizona totals include St. Louis, 1970-87, and Phoenix, 1988-93.

The games before 1972 are not calculated in win-lost percentage.

HOME RECORDS OF NFL TEAMS SINCE 1970 AFL-NFL MERGER

AFC	W	L	T	Pct.
Pittsburgh	285	110	1	.721
Baltimore***	138	61	1	.693
Denver	268	125	4	.681
New England	260	136	0	.657
Miami	258	136	1	.654
Kansas City	238	154	3	.607
Las Vegas	224	170	2	.568
Indianapolis	218	176	2	.553
Buffalo	219	177	1	.553
Cincinnati	216	177	3	.549
Tennessee	215	180	1	.544
L.A. Chargers	211	182	2	.537
Houston****	79	73	0	.520
Jacksonville**	107	101	0	.514
Cleveland+	175	193	3	.476
N.Y. Jets	187	207	1	.475

NFC	W	L	T	Pct.
Minnesota	264	132	1	.666
Dallas	257	139	0	.649
Green Bay	253	136	7	.648
Seattle*	217	138	0	.611
San Francisco	235	158	3	.597
Washington	228	165	2	.580
Chicago	225	170	1	.569
Philadelphia	224	169	4	.569
L.A. Rams	218	176	2	.553
Carolina**	110	98	0	.529
Atlanta	208	188	1	.525
N.Y. Giants	206	190	1	.520
Detroit	204	191	1	.516
New Orleans	201	194	1	.509
Arizona	198	192	5	.508
Tampa Bay*	164	189	1	.465

*Entered NFL in 1976.

**Entered NFL in 1995.

***Entered NFL in 1996.

****Entered NFL in 2002.

+Did not play, 1996-98.

Las Vegas totals include Los Angeles,

1982-94, and Oakland,

1960-81, 1995-2019.

Indianapolis totals include Baltimore, 1970-

83.

Tennessee totals include Houston Oilers,

1970-96.

L.A. Chargers totals include San Diego,

1970-2016.

L.A. Rams totals include St. Louis,

1995-2015.

Arizona totals include St. Louis,

1970-87, and Phoenix, 1988-93.

The games before 1972 are not calculated

in win-lost percentage.

INSIDE THE NUMBERS

ROAD RECORDS OF NFL TEAMS SINCE 1970 AFL-NFL MERGER

AFC	W	L	T	Pct.
Pittsburgh	201	193	2	.510
New England	196	200	0	.495
Miami	194	202	1	.490
Indianapolis	183	213	0	.462
Denver	181	212	2	.461
Las Vegas	180	212	4	.459
Baltimore	87	113	0	.435
Kansas City	170	223	4	.433
Tennessee	166	229	1	.420
L.A. Chargers	162	232	3	.412
Buffalo	154	240	1	.391
N.Y. Jets	154	242	1	.389
Houston	56	96	0	.368
Cincinnati	140	255	1	.355
Cleveland	131	241	1	.353
Jacksonville	70	138	0	.337

NFC	W	L	T	Pct.
Dallas	202	194	0	.510
San Francisco	196	199	1	.496
Philadelphia	182	208	5	.467
Minnesota	179	213	3	.457
L.A. Rams	178	215	3	.453
Washington	178	218	1	.450
New Orleans	174	219	3	.443
Green Bay	172	221	3	.438
N.Y. Giants	172	221	2	.438
Carolina	90	117	1	.435
Seattle	150	202	1	.426
Chicago	165	231	0	.417
Atlanta	149	242	4	.381
Arizona	136	258	3	.346
Tampa Bay	114	240	0	.322
Detroit	121	271	4	.310

**Entered NFL in 1976.
 **Entered NFL in 1995.
 ***Entered NFL in 1996.
 ****Entered NFL in 2002.
 +Did not play, 1996-98.
 Las Vegas totals include Los Angeles, 1982-94, and Oakland, 1960-81, 1995-2019.
 Indianapolis totals include Baltimore, 1970-83.
 Tennessee totals include Houston Oilers, 1970-96.
 L.A. Chargers totals include San Diego, 1970-2016.
 L.A. Rams totals include St. Louis, 1995-2015.
 Arizona totals include St. Louis, 1970-87, and Phoenix, 1988-93.
 Tie games before 1972 are not calculated in win-lost percentage.*

RECORDS OF TEAMS ON KICKOFF WEEKEND

AFC	W	L	T	Pct.	Longest W Strk.	Longest L Strk.	Current Streak
Denver	39	21	1	.650	7	4	L-2
New England	35	26	0	.574	10	3	W-3
Baltimore	14	11	0	.560	5	4	W-5
Kansas City	34	27	0	.557	7	4	W-6
L.A. Chargers	34	27	0	.557	6	6	W-2
Pittsburgh	44	37	5	.543	8	3	W-1
Jacksonville	14	12	0	.538	6	5	W-1
Miami	29	25	1	.537	11	5	L-2
Tennessee	32	29	0	.525	4	3	W-2
Indianapolis	33	35	0	.485	8	8	L-7
Las Vegas	29	32	0	.475	5	6	W-2
Houston	9	10	0	.474	5	4	L-4
N.Y. Jets	28	33	0	.459	5	5	L-2
Cincinnati	24	29	0	.453	4	4	L-2
Buffalo	26	35	0	.426	6	5	W-2
Cleveland	27	40	1	.404	5	13	L-2

NFC	W	L	T	Pct.	Longest W Strk.	Longest L Strk.	Current Streak
Dallas	39	21	1	.650	17	5	L-1
Green Bay	58	39	3	.598	6	6	W-6
Minnesota	34	25	1	.576	5	3	L-1
Chicago	55	41	5	.573	9	6	W-1
N.Y. Giants	50	41	5	.549	4	5	L-4
Detroit	48	40	3	.545	10	4	L-1
San Francisco	38	32	1	.543	6	3	L-1
L.A. Rams	44	39	0	.530	5	6	W-4
Atlanta	28	27	0	.509	5	3	L-3
Washington	42	43	4	.494	6	5	W-1
Philadelphia	39	47	1	.453	5	9	L-1
Arizona	41	56	3	.423	6	7	W-1
Seattle	18	27	0	.400	3	8	W-2
Tampa Bay	18	27	0	.400	3	5	L-2
Carolina	10	16	0	.385	3	5	L-2
New Orleans	19	35	0	.352	3	6	W-2

*L.A. Chargers totals include San Diego, 1961-2016.
 New England totals include Boston, 1960-70.
 Kansas City totals include Dallas Texans, 1960-62.
 Tennessee totals include Houston Oilers, 1960-96.
 Indianapolis totals include Baltimore, 1953-83.
 Las Vegas totals include Los Angeles, 1982-94, and Oakland, 1960-81, 1995-2019.
 Detroit totals include Portsmouth Spartans, 1930-33.
 L.A. Rams totals include Cleveland, 1937-42, 1944-45, and St. Louis, 1995-2015.
 Arizona totals include Chicago, 1920-59, St. Louis, 1960-87, and Phoenix, 1988-93.
 Chicago totals include Decatur Staleys, 1920, and Chicago Staleys, 1921.
 Washington totals include Boston Braves, 1932 and Boston Redskins, 1933-36.
 NOTE: Tie games before 1972 are not calculated in win-lost percentage.*

INSIDE THE NUMBERS

RECORDS OF NFL TEAMS, 2011-20

AFC	W	L	T	Pct.	Division	Playoff	Postseason	Super Bowl
					Titles	Berths	Record	Record
New England	118	42	0	.738	9	9	16-6	3-2
Pittsburgh	102	57	1	.641	4	6	3-6	0-0
Kansas City	100	60	0	.625	5	7	7-6	1-1
Baltimore	97	63	0	.606	4	6	7-5	1-0
Denver	90	70	0	.563	5	5	6-4	1-1
Indianapolis	83	77	0	.519	2	5	4-5	0-0
Buffalo	80	80	0	.500	1	3	2-3	0-0
Houston	80	80	0	.500	6	6	4-6	0-0
Cincinnati	77	80	3	.491	2	5	0-5	0-0
L.A. Chargers**	75	85	0	.469	0	2	2-2	0-0
Tennessee	74	86	0	.463	1	3	3-3	0-0
Miami	73	87	0	.456	0	1	0-1	0-0
Las Vegas***	63	97	0	.394	0	1	0-1	0-0
N.Y. Jets	59	101	0	.369	0	0	0-0	0-0
Cleveland	48	111	1	.303	0	1	1-1	0-0
Jacksonville	44	116	0	.275	1	1	2-1	0-0

NFC	W	L	T	Pct.	Division	Playoff	Postseason	Super Bowl
					Titles	Berths	Record	Record
Green Bay	105	53	2	.663	7	8	7-8	0-0
Seattle	105	54	1	.659	4	8	9-7	1-1
New Orleans	101	59	0	.631	5	6	5-6	0-0
Dallas	86	74	0	.538	3	3	2-3	0-0
Minnesota	82	76	2	.519	2	4	2-4	0-0
Carolina	81	78	1	.509	3	4	3-4	0-1
Philadelphia	81	78	1	.509	3	4	4-3	1-0
San Francisco	80	79	1	.503	3	4	7-4	0-2
Atlanta	80	80	0	.500	2	4	4-4	0-1
Arizona	78	80	2	.494	1	2	1-2	0-0
L.A. Rams*	76	83	1	.478	2	3	3-3	0-1
Chicago	73	87	0	.456	1	2	0-2	0-0
Detroit	71	88	1	.447	0	3	0-3	0-0
N.Y. Giants	66	94	0	.413	1	2	4-1	1-0
Washington	63	96	1	.397	3	3	0-3	0-0
Tampa Bay	60	100	0	.375	0	1	4-0	1-0

*Totals include St. Louis, 2011-15.

**Totals include San Diego, 2011-16.

***Totals include Oakland, 2011-19.

HOME RECORDS, 2011-20

AFC	W - L - T	Pct.
New England	66-14-0	.825
Baltimore	58-22-0	.725
Pittsburgh	58-22-0	.725
Kansas City	51-29-0	.638
Denver	50-30-0	.625
Indianapolis	49-31-0	.613
Buffalo	48-32-0	.600
Cincinnati	44-34-2	.563
Houston	45-35-0	.563
Miami	44-36-0	.550
L.A. Chargers**	40-40-0	.500
Tennessee	40-40-0	.500
N.Y. Jets	37-43-0	.463
Las Vegas***	35-45-0	.438
Cleveland	32-47-1	.406
Jacksonville	28-52-0	.350

NFC	W - L - T	Pct.
Green Bay	61-17-2	.775
Seattle	59-21-0	.738
New Orleans	56-24-0	.700
Minnesota	50-30-0	.625
Arizona	45-33-2	.575
Dallas	45-35-0	.563
Philadelphia	44-35-1	.556
Carolina	44-36-0	.550
San Francisco	42-37-1	.531
Atlanta	42-38-0	.525
L.A. Rams*	41-39-0	.513
Chicago	38-42-0	.475
Detroit	38-42-0	.475
N.Y. Giants	36-44-0	.450
Washington	34-46-0	.425
Tampa Bay	31-49-0	.388

*Totals include St. Louis, 2011-15.

**Totals include San Diego, 2011-16.

***Totals include Oakland, 2011-19.

INSIDE THE NUMBERS

ROAD RECORDS, 2011-20

AFC	W-L-T	Pct.
New England	52-28-0	.650
Kansas City	49-31-0	.613
Pittsburgh	44-35-1	.556
Denver	40-40-0	.500
Baltimore	39-41-0	.488
Houston	35-45-0	.438
L.A. Chargers**	35-45-0	.438
Indianapolis	34-46-0	.425
Tennessee	34-46-0	.425
Cincinnati	33-46-1	.419
Buffalo	32-48-0	.400
Miami	29-51-0	.363
Las Vegas***	28-52-0	.350
N.Y. Jets	22-58-0	.275
Cleveland	16-64-0	.200
Jacksonville	16-64-0	.200

NFC	W-L-T	Pct.
Seattle	46-33-1	.581
New Orleans	45-35-0	.563
Green Bay	44-36-0	.550
Dallas	41-39-0	.513
Atlanta	38-42-0	.475
San Francisco	38-42-0	.475
Carolina	37-42-1	.469
Philadelphia	37-43-0	.463
L.A. Rams*	35-44-1	.444
Chicago	35-45-0	.438
Detroit	33-46-1	.419
Arizona	33-47-0	.413
Minnesota	32-46-2	.413
N.Y. Giants	30-50-0	.375
Washington	29-50-1	.369
Tampa Bay	29-51-0	.363

*Totals include St. Louis, 2011-15.
 **Totals include San Diego, 2011-16.
 ***Totals include Oakland, 2011-19.

RECORDS BY MONTHS, 2011-20

AFC	Sept.				Oct.				Nov.				Dec.				Total			
	W	L	T	Pct.	W	L	T	Pct.	W	L	T	Pct.	W	L	T	Pct.	W	L	T	Pct.
New England	26	9	0	.738	32	9	0	.778	26	9	0	.738	34	15	0	.692	118	42	0	.738
Pittsburgh	16	17	1	.481	28	10	0	.738	26	13	0	.667	32	17	0	.659	102	57	1	.641
Kansas City	23	11	0	.677	25	15	0	.625	19	18	0	.514	33	16	0	.673	100	60	0	.625
Baltimore	22	13	0	.625	18	19	0	.481	27	12	0	.692	30	19	0	.613	97	63	0	.606
Denver	19	14	0	.577	22	17	0	.563	22	17	0	.563	27	22	0	.548	90	70	0	.563
Indianapolis	14	20	0	.413	20	20	0	.500	21	16	0	.569	28	21	0	.570	83	77	0	.519
Buffalo	21	14	0	.600	19	20	0	.488	18	20	0	.476	22	26	0	.452	80	80	0	.500
Houston	18	17	0	.514	20	20	0	.500	23	13	0	.642	19	30	0	.387	80	80	0	.500
Cincinnati	17	17	1	.491	19	18	2	.514	16	21	0	.432	25	24	0	.511	77	80	3	.491
L.A. Chargers**	17	18	0	.481	17	21	0	.444	15	23	0	.396	26	23	0	.526	75	85	0	.469
Tennessee	19	16	0	.543	14	23	0	.379	18	22	0	.448	23	25	0	.478	74	86	0	.463
Miami	13	22	0	.369	16	20	0	.444	19	20	0	.488	25	25	0	.500	73	87	0	.456
Las Vegas***	15	20	0	.432	14	21	0	.396	19	23	0	.450	15	33	0	.313	63	97	0	.394
N.Y. Jets	12	22	0	.350	14	27	0	.333	11	24	0	.313	22	28	0	.438	59	101	0	.369
Cleveland	11	22	1	.333	12	29	0	.290	14	23	0	.379	11	37	0	.294	48	111	1	.303
Jacksonville	11	24	0	.313	9	31	0	.226	10	26	0	.279	14	35	0	.286	44	116	0	.275

NFC	Sept.				Oct.				Nov.				Dec.				Total			
	W	L	T	Pct.	W	L	T	Pct.	W	L	T	Pct.	W	L	T	Pct.	W	L	T	Pct.
Green Bay	24	10	1	.706	27	9	0	.750	18	22	1	.448	36	12	0	.750	105	53	2	.663
Seattle	21	13	0	.613	23	14	1	.613	27	12	0	.692	34	15	0	.692	105	54	1	.659
New Orleans	15	20	0	.432	30	7	0	.810	28	14	0	.667	28	18	0	.609	101	59	0	.631
Dallas	21	13	0	.613	16	21	0	.432	25	19	0	.569	24	21	0	.526	86	74	0	.538
Minnesota	16	18	1	.476	21	18	0	.543	20	16	1	.559	25	24	0	.511	82	76	2	.519
Carolina	16	17	0	.481	19	21	1	.476	20	18	0	.526	26	22	0	.545	81	78	1	.509
Philadelphia	18	16	1	.526	20	19	0	.514	16	21	0	.432	27	22	0	.550	81	78	1	.509
San Francisco	17	17	0	.500	21	20	0	.511	15	20	1	.432	27	22	0	.550	80	79	1	.503
Atlanta	18	17	0	.514	18	21	0	.460	20	19	0	.511	24	23	0	.511	80	80	0	.500
Arizona	17	16	1	.514	19	22	1	.460	17	18	0	.488	25	24	0	.511	78	80	2	.494
L.A. Rams*	18	16	0	.526	20	19	0	.511	17	20	1	.457	21	28	0	.429	76	83	1	.478
Chicago	18	17	0	.514	18	19	0	.488	19	21	0	.476	18	30	0	.379	73	87	0	.456
Detroit	17	17	1	.491	20	18	0	.526	17	23	0	.429	17	30	0	.361	71	88	1	.447
N.Y. Giants	12	23	0	.344	17	22	0	.435	15	22	0	.407	22	27	0	.448	66	94	0	.413
Washington	13	21	0	.381	16	23	1	.413	14	24	0	.369	20	28	0	.413	63	96	1	.397
Tampa Bay	13	21	0	.381	12	23	0	.344	20	23	0	.465	15	33	0	.313	60	100	0	.375

December totals include January.
 *Totals include St. Louis, 2011-15.
 **Totals include San Diego, 2011-16.
 ***Totals include Oakland, 2011-19.

INSIDE THE NUMBERS

TAKEAWAYS/GIVEAWAYS, 2011-20

AFC	Takeaways			Giveaways			Net Diff.
	Int.	Fum.	Total	Int.	Fum.	Total	
New England	174	103	277	92	63	155	+122
Kansas City	157	92	249	99	93	192	+57
Baltimore	136	101	237	136	74	210	+27
Buffalo	166	90	256	142	92	234	+22
Houston	125	94	219	132	86	218	+1
Indianapolis	130	91	221	137	91	228	-7
Cincinnati	147	75	222	136	96	232	-10
Pittsburgh	134	97	231	151	92	243	-12
Tennessee	130	79	209	134	90	224	-15
L.A. Chargers**	132	80	212	151	87	238	-26
Miami	148	65	213	149	91	240	-27
Denver	135	90	225	153	107	260	-35
Cleveland	131	87	218	167	94	261	-43
Jacksonville	116	93	209	155	101	256	-47
Las Vegas***	115	82	197	138	111	249	-52
N.Y. Jets	121	85	206	176	104	280	-74

NFC	Takeaways			Giveaways			Net Diff.
	Int.	Fum.	Total	Int.	Fum.	Total	
Seattle	162	110	272	98	76	174	+98
Green Bay	157	80	237	85	81	166	+71
New Orleans	129	90	219	118	77	195	+24
Carolina	144	112	256	152	83	235	+21
Atlanta	139	91	230	128	82	210	+20
Minnesota	128	97	225	119	92	211	+14
San Francisco	133	95	228	118	99	217	+11
L.A. Rams*	142	99	241	132	100	232	+9
Chicago	148	102	250	153	91	244	+6
N.Y. Giants	157	95	252	158	103	261	-9
Washington	141	98	239	149	102	251	-12
Dallas	108	104	212	127	99	226	-14
Arizona	143	100	243	169	89	258	-15
Detroit	126	82	208	139	95	234	-26
Tampa Bay	144	110	254	188	104	292	-38
Philadelphia	133	102	235	150	126	276	-41

*Totals include St. Louis, 2010-15.

**Totals include San Diego, 2010-16.

***Totals include Oakland, 2010-19.

BEST TAKEAWAY/GIVEAWAY DIFFERENTIAL, SEASON

+43	Washington, 1983
+28	New England, 2010
	San Francisco, 2011
+26	Kansas City, 1990

HIGH AND LOW SINGLE-GAME YARDAGE TOTALS, 2011-20

Most Total Yards, Game

653	Houston vs. Jacksonville, Nov. 18, 2012 (ot)
643	Baltimore at Miami, Sept. 8, 2019
639	Pittsburgh vs. Indianapolis, Oct. 26, 2014
626	Oak. Raiders at Tampa Bay, Oct. 30, 2016 (ot)
625	New Orleans vs. Dallas, Nov. 10, 2013

Fewest Total Yards, Game

89	Washington vs. Philadelphia, Dec. 30, 2018
100	N.Y. Jets at Denver, Dec. 10, 2017
103	Miami at Buffalo, Dec. 22, 2013
105	N.Y. Jets at New England, Sept. 22, 2019
106	Tennessee vs. Baltimore, Oct. 14, 2018

Most Yards Rushing, Game

404	Baltimore at Cincinnati, Jan. 3, 2021
355	San Francisco vs. S.D. Chargers, Dec. 20, 2014 (ot)
352	Kansas City vs. Indianapolis, Dec. 23, 2012
350	Seattle vs. N.Y. Giants, Nov. 9, 2014
323	N.Y. Jets vs. Denver, Oct. 7, 2018

Fewest Yards Rushing, Game

1	Indianapolis at Dallas, Dec. 21, 2014
2	Miami at Tampa Bay, Nov. 11, 2013

6	Chicago at Philadelphia, Nov. 26, 2017
7	Arizona vs. San Francisco, Oct. 29, 2012
7	Philadelphia vs. Dallas, Sept. 20, 2015

Most Yards Passing, Game

522	Pittsburgh vs. Indianapolis, Oct. 26, 2014
516	New England at Miami, Sept. 12, 2011
510	N.Y. Giants vs. Tampa Bay, Sept. 16, 2012
505	New Orleans vs. N.Y. Giants, Nov. 1, 2015
504	Houston vs. Jacksonville, Nov. 18, 2012 (ot)

Fewest Yards Passing, Game

6	San Francisco at Chicago, Dec. 4, 2016
12	Denver vs. New Orleans, Nov. 29, 2020
20	Jacksonville vs. Washington, Dec. 16, 2018
26	Kansas City at Denver, Dec. 30, 2012
28	Minnesota at S.D. Chargers, Sept. 11, 2011

NFL INDIVIDUAL LEADERS, 2011-20

Points	Passing Yards
Stephen Gostkowski	1,306
Justin Tucker	1,223
Mason Crosby	1,173
Matt Prater	1,138
Dan Bailey	1,130
Matt Ryan	45,706
Drew Brees	45,092
Tom Brady	44,460
Philip Rivers	43,779
Matthew Stafford	42,307

Touchdowns

Antonio Brown	83
Todd Gurley	79
Jimmy Graham	77
Rob Gronkowski	77
LeSean McCoy	76
Drew Brees	336
Aaron Rodgers	325
Tom Brady	320
Philip Rivers	285
Matt Ryan	281

Field Goals

Justin Tucker	291
Stephen Gostkowski	279
Dan Bailey	249
Matt Prater	249
Stephen Hauschka	248
Antonio Brown	870
Julio Jones	848
Larry Fitzgerald	819
DeAndre Hopkins	747
Demaryius Thomas	702

Rushes

Frank Gore	2,364
LeSean McCoy	2,095
Adrian Peterson	1,994
DeMarco Murray	1,604
Marshawn Lynch	1,601
Antonio Brown	12,896
Julio Jones	11,579
Antonio Brown	11,579
DeAndre Hopkins	10,009
Demaryius Thomas	9,480
A.J. Green	9,430

Rushing Yards

Frank Gore	9,586
LeSean McCoy	9,385
Adrian Peterson	9,038
Mark Ingram	7,324
DeMarco Murray	7,174
Antonio Brown	79
Jimmy Graham	77
Rob Gronkowski	76
Dez Bryant	69
Jordy Nelson	66

Rushing TDs

Cam Newton	70
Todd Gurley	67
Adrian Peterson	66
Three tied	62
Richard Sherman	36
Marcus Peters	31
Reggie Nelson	29
Harrison Smith	28
Patrick Peterson	28

Pass Attempts

Matt Ryan	5,987
Tom Brady	5,888
Matthew Stafford	5,751
Drew Brees	5,729
Philip Rivers	5,679
Tom Brady	3,982
Tom Brady	3,782
Philip Rivers	3,713
Matthew Stafford	3,640

Completions

Drew Brees	3,997
Matt Ryan	3,982
Tom Brady	3,782
Philip Rivers	3,713
Matthew Stafford	3,640
Von Miller	106.0
J.J. Watt	101.0
Justin Houston	97.5
Chandler Jones	97.0
Ryan Kerrigan	95.5

INSIDE THE NUMBERS

NFL GAMES IN WHICH A TEAM HAS SCORED 60-OR-MORE POINTS

(Home team in capitals)

Regular Season

WASHINGTON 72, N.Y. Giants 41	Nov. 27, 1966
L.A. RAMS 70, Bal. Colts 27	Oct. 22, 1950
ROCHESTER JEFFERSONS 66, *Fort Porter 0	Oct. 10, 1920
Chi. Cardinals 65, N.Y. BULLDOGS 20	Nov. 13, 1949
L.A. RAMS 65, Detroit 24	Oct. 29, 1950
PHILADELPHIA 64, Cin. Reds 0	Nov. 6, 1934
CHI. CARDINALS 63, N.Y. Giants 35	Oct. 17, 1948
PITTSBURGH 63, N.Y. Giants 7	Nov. 30, 1952
AKRON PROS 62, Oorang Indians 0	Oct. 29, 1922
CLE. BROWNS 62, N.Y. Giants 14	Dec. 6, 1953
CLE. BROWNS 62, Washington 3	Nov. 7, 1954
N.Y. GIANTS 62, Philadelphia 10	Nov. 26, 1972
Atlanta 62, NEW ORLEANS 7	Sept. 16, 1973
N.Y. JETS 62, Tampa Bay 28	Nov. 17, 1985
NEW ORLEANS 62, Indianapolis 7	Oct. 23, 2011
CHI. BEARS 61, San Francisco 20	Dec. 12, 1965
Cin. Bengals 61, HOU. OILERS 17	Dec. 17, 1972
CHI. BEARS 61, Green Bay 7	Dec. 7, 1980
CIN. BENGALS 61, Hou. Oilers 7	Dec. 17, 1989
ROCK ISLAND INDEPENDENTS 60, Evansville Crimson Giants 0	Oct. 15, 1922
CHI. CARDINALS 60, Rochester Jeffersons 0	Oct. 7, 1923

Postseason

Chi. Bears 73, WASHINGTON 0	Dec. 8, 1940
JACKSONVILLE 62, Miami 7	Jan. 15, 2000

*Not a member of the American Professional Football Association (NFL)

YOUNGEST AND OLDEST NFL PLAYERS, 2020

10 Youngest Players	Birthdate	Games	Starts	Position
Noah Igbinoghene, Miami	11/27/1999	16	2	CB
Patrick Queen, Baltimore	8/13/1999	16	16	LB
Austin Jackson, Miami	8/11/1999	13	12	T
Jonathan Garvin, Green Bay	7/28/1999	8	0	LB
Saahdiq Charles, Washington	7/26/1999	1	1	G
K'Lavon Chaisson, Jacksonville	7/25/1999	16	3	DE
K.J. Hamler, Denver	7/8/1999	13	4	WR
Cam Akers, L.A. Rams	6/22/1999	13	5	RB
Justin Jefferson, Minnesota	6/16/1999	16	14	WR
Cesar Ruiz, New Orleans	6/14/1999	15	9	G

10 Oldest Players	Birthdate	Games	Starts	Position
Tom Brady, Tampa Bay	8/3/1977	16	16	QB
Drew Brees, New Orleans	1/15/1979	12	12	QB
L.P. LaDouceur, Dallas	3/13/1981	16	0	LS
Matt Schaub, Atlanta	6/25/1981	1	0	QB
Don Muhlbach, Detroit	8/17/1981	16	0	LS
Philip Rivers, Indianapolis	12/8/1981	16	16	QB
Andrew Whitworth, L.A. Rams	12/12/1981	9	9	OT
Jason Peters, Philadelphia	1/22/1982	8	8	OT
Ben Roethlisberger, Pittsburgh	3/2/1982	15	15	QB
Mike Nugent, Arizona	3/2/1982	4	0	K

YOUNGEST AND OLDEST REGULAR STARTERS BY POSITION, 2020

Minimum: Eight Games Started

	Youngest	Oldest
QB	3/10/1998 Justin Herbert, LAC	8/3/1977 Tom Brady, TB
RB	4/11/1999 Clyde Edwards-Helaire, KC	5/14/1983 Frank Gore, NYJ
WR	6/16/1999 Justin Jefferson, Min.	8/31/1983 Larry Fitzgerald, Ari.
TE	3/10/1999 Cole Kmet, Chi.	5/19/1984 Mercedes Lewis, GB
T	8/11/1999 Austin Jackson, Mia.	12/12/1981 Andrew Whitworth, LAR
G	6/14/1999 Cesar Ruiz, NO	5/12/1987 Mike Iupati, Sea.
C	11/22/1997 Lloyd Cushenberry, Den.	11/19/1985 Alex Mack, Atl.
DE	4/14/1999 Chase Young, Was.	9/1/1986 Calais Campbell, Bal.
DT	4/15/1998 Derrick Brown, Car.	5/12/1987 Tyson Alualu, Pit.
LB	8/13/1999 Patrick Queen, Bal.	12/17/1988 Pernell McPhee, Bal.
CB	4/19/1999 Jaylon Johnson, Chi.	8/13/1987 Jason McCourty, NE
S	3/31/1999 Kamren Curl, Was.	8/13/1987 Devin McCourty, NE

OLDEST INDIVIDUAL SINGLE-SEASON/SINGLE-GAME RECORDS

IN NFL RECORD & FACT BOOK

Most Points, Game—40, Ernie Nevers, Chi. Cardinals vs. Chi. Bears, Nov. 28, 1929 (6-td, 4-pat)
 *Most Touchdowns Rushing, Game—6, Ernie Nevers, Chi. Cardinals vs. Chi. Bears, Nov. 28, 1929
 Highest Punting Average, Season (Qualifiers)—51.40, Sammy Baugh, Washington, 1940 (35-1,799)
 Highest Average Gain, Pass Receptions, Season (minimum: 24 receptions)—32.58, Don Curriwan, Bos. Yanks, 1947 (24-782)
 Highest Average Gain, Passing, Game (minimum: 20 passes)—18.58, Sammy Baugh, Washington vs. Bos. Yanks, Oct. 31, 1948 (24-446)
 Most Touchdowns, Fumble Recoveries, Game—2, Fred (Dippy) Evans, Chi. Bears vs. Washington, Nov. 28, 1948
 Most Yards Gained, Intercepted Passes, Rookie, Season—301, Don Doll, Detroit, 1949
 Most Passes Had Intercepted, Game—8, Jim Hardy, Chi. Cardinals vs. Philadelphia, Sept. 24, 1950
 Highest Kickoff Return Average, Game (minimum: 3 returns)—73.50, Wally Triplett, Detroit vs. L.A. Rams, Oct. 29, 1950 (4-294)
 Highest Punt Return Average, Season (Qualifiers)—23.00, Herb Rich, Bal. Colts, 1950 (12-276)
 Highest Punt Return Average, Rookie, Season (Qualifiers)—23.00, Herb Rich, Bal. Colts, 1950 (12-276)
 Most Yards Passing, Game—554, Norm Van Brocklin, L.A. Rams vs. N.Y. Yanks, Sept. 28, 1951
 Most Touchdowns, Punt Returns, Rookie, Season—4, Jack Christiansen, Detroit, 1951
 Most Interceptions By, Season—14, Dick (Night Train) Lane, L.A. Rams, 1952
 Most Interceptions By, Rookie, Season—14, Dick (Night Train) Lane, L.A. Rams, 1952
 Highest Average Gain, Passing, Season (Qualifiers)—11.17, Tommy O'Connell, Cle. Browns, 1957 (110-1,229)
 Most Yards Gained, Pass Receptions, Rookie, Season—1,473, Bill Groman, Hou. Oilers, 1960

*Record shared with Alvin Kamara, New Orleans, Dec. 25, 2020.

INSIDE THE NUMBERS

NFL INDIVIDUAL LEADERS OVER RECENT SEASONS

Last 2 Seasons		Last 3 Seasons		Last 4 Seasons	
Points					
271	Justin Tucker	412	Justin Tucker	553	Justin Tucker
270	Wil Lutz	407	Harrison Butker	549	Harrison Butker
270	Harrison Butker	406	Wil Lutz	546	Wil Lutz
249	Greg Zuerlein	368	Ka'imi Fairbairn	523	Greg Zuerlein
248	Jason Sanders	365	Greg Zuerlein	474	Robbie Gould
Touchdowns					
35	Derrick Henry	47	Derrick Henry	63	Todd Gurley
30	Dalvin Cook	44	Todd Gurley	58	Alvin Kamara
30	Aaron Jones	44	Alvin Kamara	53	Derrick Henry
26	Alvin Kamara	39	Aaron Jones	46	Davante Adams
25	Christian McCaffrey	38	Two tied	46	Tyreek Hill
Field Goals					
60	Younghoe Koo	89	Justin Tucker	123	Justin Tucker
59	Harrison Butker	85	Greg Zuerlein	123	Greg Zuerlein
59	Jason Sanders	84	Ka'imi Fairbairn	121	Harrison Butker
58	Greg Zuerlein	83	Harrison Butker	114	Robbie Gould
57	Brandon McManus	83	Will Lutz	114	Will Lutz
Rushing Attempts					
681	Derrick Henry	896	Derrick Henry	1,091	Ezekiel Elliott
562	Dalvin Cook	849	Ezekiel Elliott	1,072	Derrick Henry
545	Ezekiel Elliott	695	Dalvin Cook	953	Todd Gurley
515	Josh Jacobs	680	Nick Chubb	836	Melvin Gordon
489	David Montgomery	674	Todd Gurley	812	Joe Mixon
Rushing Yards					
3,567	Derrick Henry	4,626	Derrick Henry	5,370	Derrick Henry
2,692	Dalvin Cook	3,770	Ezekiel Elliott	4,753	Ezekiel Elliott
2,561	Nick Chubb	3,557	Nick Chubb	4,091	Todd Gurley
2,336	Ezekiel Elliott	3,307	Dalvin Cook	3,661	Dalvin Cook
2,215	Josh Jacobs	3,062	Chris Carson	3,588	Melvin Gordon
Rushing Touchdowns					
33	Derrick Henry	45	Derrick Henry	51	Todd Gurley
29	Dalvin Cook	38	Todd Gurley	50	Derrick Henry
25	Aaron Jones	35	Alvin Kamara	43	Alvin Kamara
21	Todd Gurley	33	Aaron Jones	37	Aaron Jones
21	Alvin Kamara	31	Dalvin Cook	35	Melvin Gordon
Pass Attempts					
1,242	Matt Ryan	1,850	Matt Ryan	2,379	Matt Ryan
1,223	Tom Brady	1,793	Tom Brady	2,374	Tom Brady
1,178	Jared Goff	1,739	Jared Goff	2,217	Philip Rivers
1,134	Philip Rivers	1,692	Aaron Rodgers	2,216	Jared Goff
1,100	Kyler Murray	1,652	Patrick Mahomes	2,106	Kirk Cousins
Completions					
815	Matt Ryan	1,237	Matt Ryan	1,579	Matt Ryan
774	Tom Brady	1,149	Tom Brady	1,534	Tom Brady
764	Jared Goff	1,128	Jared Goff	1,466	Philip Rivers
759	Philip Rivers	1,106	Philip Rivers	1,428	Kirk Cousins
725	Two tied	1,097	Aaron Rodgers	1,424	Jared Goff
Passing Yards					
9,047	Matt Ryan	13,971	Matt Ryan	18,066	Matt Ryan
8,784	Philip Rivers	13,868	Patrick Mahomes	17,622	Tom Brady
8,771	Patrick Mahomes	13,278	Jared Goff	17,607	Philip Rivers
8,690	Tom Brady	13,092	Philip Rivers	17,082	Jared Goff
8,675	Deshhaun Watson	13,045	Tom Brady	16,259	Kirk Cousins

INSIDE THE NUMBERS

Last 2 Seasons

Touchdown Passes

74	Aaron Rodgers
71	Russell Wilson
64	Tom Brady
64	Patrick Mahomes
62	Lamar Jackson

Last 3 Seasons

114	Patrick Mahomes
106	Russell Wilson
99	Aaron Rodgers
93	Tom Brady
91	Kirk Cousins

Last 4 Seasons

140	Russell Wilson
125	Tom Brady
118	Kirk Cousins
115	Aaron Rodgers
114	Patrick Mahomes

Receptions

219	DeAndre Hopkins
204	Keenan Allen
202	Travis Kelce
200	Allen Robinson
198	Davante Adams

334	DeAndre Hopkins
314	Michael Thomas
309	Davante Adams
305	Travis Kelce
301	Keenan Allen

430	DeAndre Hopkins
418	Michael Thomas
403	Keenan Allen
388	Travis Kelce
383	Davante Adams

Receiving Yards

2,665	Stefon Diggs
2,645	Travis Kelce
2,572	DeAndre Hopkins
2,397	Allen Robinson
2,371	Davante Adams

4,144	DeAndre Hopkins
3,981	Travis Kelce
3,842	Julio Jones
3,757	Davante Adams
3,687	Mike Evans

5,522	DeAndre Hopkins
5,286	Julio Jones
5,019	Travis Kelce
4,813	Michael Thomas
4,798	Tyreek Hill

Receiving Touchdowns

23	Davante Adams
22	Tyreek Hill
21	Mike Evans
20	Adam Thielen
19	A.J. Brown

36	Davante Adams
34	Tyreek Hill
29	Mike Evans
29	Adam Thielen
28	Tyler Lockett

46	Davante Adams
41	Tyreek Hill
37	DeAndre Hopkins
34	Mike Evans
34	Travis Kelce

Interceptions

14	J.C. Jackson
11	Xavien Howard
10	Tyrann Mathieu
9	Four tied

18	Xavien Howard
17	J.C. Jackson
12	Tyrann Mathieu
12	Marcus Peters
12	Justin Simmons

22	Xavien Howard
18	Kevin Byard
17	J.C. Jackson
17	Marcus Peters
16	Harrison Smith

Sacks

29.5	T.J. Watt
27.5	Shaquil Barrett
26.0	Aaron Donald
26.0	Za'Darius Smith
23.0	Cameron Jordan

46.5	Aaron Donald
42.5	T.J. Watt
35.5	Myles Garrett
35.0	Cameron Jordan
34.5	Za'Darius Smith

57.5	Aaron Donald
50.0	Chandler Jones
49.5	T.J. Watt
48.0	Cameron Jordan
42.5	Myles Garrett

NFL TEAM LEADERS OVER RECENT SEASONS

Highest Won-Lost Percentage

.813	Green Bay
.813	Kansas City
.781	Baltimore
.781	New Orleans
.719	Two tied

.792	Kansas City
.792	New Orleans
.729	Baltimore
.688	Seattle
.677	Green Bay

.766	New Orleans
.750	Kansas City
.688	Baltimore
.672	New England
.672	L.A. Rams

Most Points

999	Baltimore
950	Tampa Bay
940	New Orleans
924	Kansas City
893	Tennessee

1,489	Kansas City
1,444	New Orleans
1,388	Baltimore
1,346	Tampa Bay
1,293	L.A. Rams

1,904	Kansas City
1,892	New Orleans
1,783	Baltimore
1,771	L.A. Rams
1,681	Tampa Bay

Most Total Yards

12,853	Dallas
12,720	Kansas City
12,511	Tampa Bay
12,331	Baltimore
12,148	Tennessee

19,530	Kansas City
19,159	Tampa Bay
18,768	L.A. Rams
18,354	Dallas
18,330	Baltimore

25,537	Kansas City
24,975	Tampa Bay
24,552	L.A. Rams
24,331	New Orleans
24,033	Atlanta

INSIDE THE NUMBERS

Last 2 Seasons

Most Rushing Yards

6,367	Baltimore
4,913	Tennessee
4,416	Minnesota
4,275	Cleveland
4,227	Arizona

Last 3 Seasons

8,808	Baltimore
6,936	Tennessee
6,731	Seattle
6,168	Cleveland
6,096	San Francisco

Last 4 Seasons

10,664	Baltimore
8,769	Tennessee
8,360	Seattle
8,098	New Orleans
8,074	Dallas

Most Passing Yards

9,471	Tampa Bay
9,352	Kansas City
9,077	Atlanta
8,912	Dallas
8,755	L.A. Chargers

14,596	Tampa Bay
14,307	Kansas City
13,730	Atlanta
13,020	L.A. Rams
12,844	L.A. Chargers

18,962	Tampa Bay
18,411	Kansas City
17,720	Atlanta
17,275	L.A. Chargers
16,851	L.A. Rams

Fewest Turnovers

24	Green Bay
25	New Orleans
29	Tennessee
31	Kansas City
33	Baltimore

39	Green Bay
41	New Orleans
47	Tennessee
49	Kansas City
49	Seattle

59	New Orleans
60	Kansas City
64	Green Bay
64	New England
66	Seattle

Fewest Points Allowed

578	New England
585	Baltimore
615	Pittsburgh
634	Buffalo
660	L.A. Rams

872	Baltimore
903	New England
951	Chicago
975	Pittsburgh
1,008	Buffalo

1,175	Baltimore
1,199	New England
1,271	Chicago
1,283	Pittsburgh
1,357	New Orleans

Fewest Total Yards Allowed

9,539	San Francisco
9,759	Pittsburgh
9,945	L.A. Rams
10,074	New England
10,085	Baltimore

14,772	Baltimore
14,994	Pittsburgh
15,085	San Francisco
15,118	Buffalo
15,500	Chicago

19,904	Pittsburgh
19,973	Baltimore
20,606	Chicago
20,710	San Francisco
20,800	Buffalo

Fewest Rushing Yards Allowed

2,470	Tampa Bay
2,963	New Orleans
3,015	Indianapolis
3,183	N.Y. Jets
3,234	Baltimore

4,246	New Orleans
4,453	Tampa Bay
4,561	Baltimore
4,641	Indianapolis
4,726	Chicago

6,033	New Orleans
6,272	Philadelphia
6,333	Tampa Bay
6,341	Baltimore
6,456	Chicago

Fewest Passing Yards Allowed

6,034	San Francisco
6,223	Pittsburgh
6,443	New England
6,676	L.A. Rams
6,782	L.A. Chargers

9,716	Buffalo
9,766	San Francisco
9,920	Pittsburgh
10,211	Baltimore
10,386	New England

13,137	Pittsburgh
13,404	Buffalo
13,530	San Francisco
13,584	L.A. Chargers
13,632	Baltimore

Most Opponents' Turnovers

65	Pittsburgh
58	New England
54	Seattle
53	Minnesota
53	Tampa Bay

86	New England
80	Pittsburgh
80	Seattle
76	Buffalo
76	L.A. Rams

105	Seattle
104	L.A. Rams
104	New England
102	Pittsburgh
101	Buffalo

INSIDE THE NUMBERS

RETIRED UNIFORM NUMBERS IN NFL

Arizona	Larry Wilson	8
	Pat Tillman	40
	Stan Mauldin	77
	J.V. Cain	88
	Marshall Goldberg	99
Atlanta	Steve Bartkowski	10
	William Andrews	31
	Jeff Van Note	57
	Tommy Nobis	60
Baltimore	None	
Buffalo	Jim Kelly	12
	Thurman Thomas	34
	Bruce Smith	78
Carolina	Sam Mills	51
Chicago	Bronko Nagurski	3
	George McAfee	5
	George Halas	7
	Willie Galimore	28
	Walter Payton	34
	Gale Sayers	40
	Brian Piccolo	41
	Sid Luckman	42
	Dick Butkus	51
	Bill Hewitt	56
	Bill George	61
	Bulldog Turner	66
	Red Grange	77
	Mike Ditka	89
Cincinnati	Bob Johnson	54
Cleveland	Otto Graham	14
	Jim Brown	32
	Ernie Davis	45
	Don Fleming	46
	Lou Groza	76
Dallas	None	
Denver	John Elway	7
	Frank Tripucka	18
	Floyd Little	44
Detroit	Dutch Clark	7
	Barry Sanders/Lem Barney/Billy Sims	20
	Bobby Layne	22
	Doak Walker	37
	Joe Schmidt	56
Green Bay	Tony Canadeo	3
	Brett Favre	4
	Don Hutson	14
	Bart Starr	15
	Ray Nitschke	66
	Reggie White	92
Houston	None	
Indianapolis	Peyton Manning	18
	Johnny Unitas	19
	Buddy Young	22
	Lenny Moore	24
	Art Donovan	70
	Jim Parker	77
	Raymond Berry	82
	Gino Marchetti	89
Jacksonville	None	
Kansas City	Jan Stenerud	3
	Len Dawson	16
	Emmitt Thomas	18
	Abner Haynes	28
	Stone Johnson	33
	Mack Lee Hill	36
	Derrick Thomas	58
	Willie Lanier	63
	Bobby Bell	78
	Buck Buchanan	86
Las Vegas	None	
L.A. Chargers	Dan Fouts	14
	Lance Alworth	19
	LaDainian Tomlinson	21
	Junior Seau	55
L.A. Rams	Bob Waterfield	7
	Marshall Faulk	28
	Eric Dickerson	29
	Merlin Olsen	74

	Deacon Jones	75
	Jackie Slater	78
	Isaac Bruce	80
	Jack Youngblood	85
Miami	Bob Griese	12
	Dan Marino	13
	Larry Csonka	39
Minnesota	Fran Tarkenton	10
	Mick Tingelhoff	53
	Jim Marshall	70
	Korey Stringer	77
	Cris Carter	80
	Alan Page	88
New England	Gino Cappelletti	20
	Mike Haynes	40
	Steve Nelson	57
	John Hannah	73
	Bruce Armstrong	78
	Jim Lee Hunt	79
	Bob Dee	89
New Orleans	Jim Taylor	31
	Doug Atkins	81
N.Y. Giants	Ray Flaherty	1
	Tuffy Leemans	4
	Mel Hein	7
	Phil Simms	11
	Y.A. Tittle / Ward Cuff	14
	Frank Gifford	16
	Al Blozis	32
	Joe Morrison	40
	Charlie Conerly	42
	Ken Strong	50
	Lawrence Taylor	56
N.Y. Jets	Joe Namath	12
	Don Maynard	13
	Curtis Martin	28
	Joe Klecko	73
	Dennis Byrd	90
Philadelphia	Donovan McNabb	5
	Steve Van Buren	15
	Brian Dawkins	20
	Tom Brookshier	40
	Pete Retzlaff	44
	Chuck Bednarik	60
	Al Wistert	70
	Reggie White	92
	Jerome Brown	99
Pittsburgh	Ernie Stautner	70
	Joe Greene	79
San Francisco	Steve Young	8
	John Brodie	12
	Joe Montana	16
	Joe Perry	34
	Jimmy Johnson	37
	Hugh McElhenny	39
	Ronnie Lott	42
	Charlie Krueger	70
	Leo Nomellini	73
	Bob St. Clair	79
	Jerry Rice	80
	Dwight Clark	87
Seattle	"Fans/the twelfth man"	12
	Kenny Easley	45
	Walter Jones	71
	Steve Largent	80
	Cortez Kennedy	96
Tampa Bay	Derrick Brooks	55
	Lee Roy Selmon	63
	Warren Sapp	99
Tennessee	Warren Moon	1
	Steve McNair	9
	Eddie George	27
	Earl Campbell	34
	Jim Norton	43
	Mike Munchak	63
	Elvin Bethea	65
	Bruce Matthews	74
Washington	Sammy Baugh	33
	Bobby Mitchell	49

INSIDE THE NUMBERS

The NFL rates its passers for statistical purposes against a fixed performance standard based on statistical achievements of all qualified pro passers since 1960. The current system replaced one that rated passers in relation to their position in a total group based on various criteria. The current system, which was adopted in 1973, removes inequities that existed in the former method and, at the same time, provides a means of comparing passing performances from one season to the next.

It is important to remember that the system is used to rate passers, not quarterbacks. Statistics do not reflect leadership, play-calling, and other intangible factors that go into making a successful professional quarterback. Four categories are used as a basis for compiling a rating:

- Percentage of completions per attempt
- Average yards gained per attempt
- Percentage of touchdown passes per attempt
- Percentage of interceptions per attempt

The average standard is 1.000. The bottom is .000. To earn a 2.000 rating, a passer must perform at exceptional levels, i.e., 70 percent in completions, 10 percent in touchdowns, 1.5 percent in interceptions, and 11 yards average gain per pass attempt. The maximum a passer can receive in any category is 2.375.

For example, to gain a 2.375 in completion percentage, a passer would have to complete 77.5 percent of his passes. The NFL record is 71.23 by Drew Brees (New Orleans, 2011). To earn a 2.375 in percentage of touchdowns, a passer would have to achieve a percentage of 11.9. The record is 13.9 by Sid Luckman (Chicago, 1943). To gain 2.375 in percentage of interceptions, a passer would have to go the entire season without an interception. The 2.375 figure in average yards is 12.50, compared with the NFL record of 11.17 by Tommy O'Connell (Cleveland, 1957).

In order to make the rating more understandable, the point rating is then converted into a scale of 100, with 158.3 being the highest rating a passer can achieve. In cases where statistical performance has been superior, it is possible for a passer to surpass a 100

rating. For example, take Aaron Rodgers' record-setting season in 2011 when he completed 343 of 502 passes for 4,643 yards, 45 touchdowns, and six interceptions. The four calculations would be:

—Percentage of Completions—343 of 502 is 68.33 percent. Subtract 30 from the completion percentage (38.33) and multiply the result by 0.05. The result is a point rating of 1.916.

Note: If the result is less than zero (Comp. Pct. less than 30.0), award zero points. If the results are greater than 2.375 (Comp. Pct. greater than 77.5), award 2.375.

—Average Yards Gained Per Attempt—4,643 yards divided by 502 attempts is 9.25. Subtract 3 yards from yards-per-attempt (6.25) and multiply the result by 0.25. The result is 1.562.

Note: If the result is less than zero (yards per attempt less than 3.0), award zero points. If the result is greater than 2.375 (yards per attempt greater than 12.5), award 2.375 points.

—Percentage of Touchdown Passes—45 touchdowns in 502 attempts is 8.96 percent. Multiply the touchdown percentage by 0.2. The result is 1.793.

Note: If the result is greater than 2.375 (touchdown percentage greater than 11.875), award 2.375.

—Percentage of Interceptions—Six interceptions in 502 attempts is 1.20 percent. Multiply the interception percentage by 0.25 (0.299) and subtract the number from 2.375. The result is 2.076.

Note: If the result is less than zero (interception percentage greater than 9.5), award zero points.

The sum of the four steps is (1.916 + 1.562 + 1.793 + 2.076) 7.348. The sum is then divided by six (1.225) and multiplied by 100. In this case, the result is 122.5. This same formula can be used to determine a passer rating for any player who attempts at least one pass.

The following is a list of the Top 25 single-season passer ratings among qualifying players:

TOP 25 NFL SINGLE-SEASON PASSER RATINGS (QUALIFYING PLAYERS)

Player, Team	Season	Rating	Att.	Comp.	Pct.	Yds.	Yds. Avg.	TD	TD Pct.	Int.	Int. Pct.
Aaron Rodgers, Green Bay	2011	*122.5	502	343	68.3	4,643	9.25	45	9.0	6	1.2
Aaron Rodgers, Green Bay	2020	121.5	526	372	70.7	4,299	8.17	48	9.1	5	1.0
Peyton Manning, Indianapolis	2004	121.1	497	336	67.6	4,557	9.17	49	9.9	10	2.0
Nick Foles, Philadelphia	2013	119.2	317	203	64.0	2,891	9.12	27	8.5	2	0.6
Ryan Tannehill, Tennessee	2019	117.5	286	201	70.3	2,742	9.59	22	7.7	6	2.1
Tom Brady, New England	2007	117.2	578	398	68.9	4,806	8.31	50	8.7	8	1.4
Matt Ryan, Atlanta	2016	117.1	534	373	69.9	4,944	9.26	38	7.1	7	1.3
Drew Brees, New Orleans	2019	116.3	378	281	74.3	2,979	7.88	27	7.1	4	1.1
Drew Brees, New Orleans	2018	115.7	489	364	74.4	3,992	8.16	32	6.5	5	1.0
Peyton Manning, Denver	2013	115.1	659	450	68.3	*5,477	8.31	*55	8.3	10	1.5
Patrick Mahomes, Kansas City	2018	113.8	580	383	66.0	5,097	8.79	50	8.6	12	2.2
Lamar Jackson, Bal. Ravens	2019	113.3	401	265	66.1	3,127	7.80	36	9.0	6	1.5
Tony Romo, Dallas	2014	113.2	435	304	69.9	3,705	8.52	34	7.8	9	2.1
Steve Young, San Francisco	1994	112.8	461	324	70.2	3,969	8.61	35	7.6	10	2.2
Joe Montana, San Francisco	1989	112.4	386	271	70.2	3,521	9.12	26	6.7	8	2.1
Deshawn Watson, Houston	2020	112.4	544	382	70.2	4,823	8.87	33	6.1	7	1.3
Aaron Rodgers, Green Bay	2014	112.2	520	341	65.6	4,381	8.43	38	7.3	5	1.0
Tom Brady, New England	2016	112.2	432	291	67.4	3,554	8.23	28	6.5	2	0.5
Tom Brady, New England	2010	111.0	492	324	65.9	3,900	7.93	36	7.3	4	0.8
Daunte Culpepper, Minnesota	2004	110.9	548	379	69.2	4,717	8.61	39	7.1	11	2.0
Russell Wilson, Seattle	2018	110.9	427	280	65.6	3,448	8.07	35	8.2	7	1.6
Drew Brees, New Orleans	2011	110.6	657	468	*71.2	5,476	8.33	46	7.0	14	2.1
Milt Plum, Cle. Browns	1960	110.4	250	151	60.4	2,297	9.19	21	8.4	5	2.0
Russell Wilson, Seattle	2015	110.1	483	329	68.1	4,024	8.33	34	7.0	8	1.7
Sammy Baugh, Washington	1945	109.9	182	128	70.3	1,669	9.17	11	6.0	4	2.2

*NFL Record

INSIDE THE NUMBERS

HIGHEST NFL POSTSEASON PASSER RATINGS (MINIMUM: 150 ATTEMPTS)

Player	Games	Att.	Comp.	Pct.	Yards	Avg. Gain	TD	Int.	Rating
Bart Starr	10	213	130	61.0	1,753	8.23	15	3	104.8
Kurt Warner	13	462	307	66.5	3,952	8.55	31	14	102.8
Matt Ryan	10	351	237	67.5	2,672	7.61	20	7	100.8
Aaron Rodgers	21	745	481	64.6	5,669	7.61	45	13	100.5
Patrick Mahomes	8	301	191	63.5	2,324	7.72	17	4	100.4
Nick Foles	6	210	143	68.1	1,633	7.78	11	5	98.8
Alex Smith	7	253	156	61.7	1,745	6.90	14	2	97.4
Drew Brees	18	721	481	66.7	5,366	7.44	37	15	97.1
Joe Montana	23	734	460	62.7	5,772	7.86	45	21	95.6
Russell Wilson	16	451	275	61.0	3,786	8.39	25	12	95.3

HIGHEST NFL POSTSEASON PASSER RATINGS, ACTIVE PLAYERS (MINIMUM: 150 ATTEMPTS)

Player	Games	Att.	Comp.	Pct.	Yards	Avg. Gain	TD	Int.	Rating
Matt Ryan	10	351	237	67.5	2,672	7.61	20	7	100.8
Aaron Rodgers	21	745	481	64.6	5,669	7.61	45	13	100.5
Patrick Mahomes	8	301	191	63.5	2,324	7.72	17	4	100.4
Nick Foles	6	210	143	68.1	1,633	7.78	11	5	98.8
Russell Wilson	16	451	275	61.0	3,786	8.39	25	12	95.3
Tom Brady	45	1,764	1,106	62.7	12,449	7.06	83	38	90.4
Joe Flacco	15	447	253	56.6	3,223	7.21	25	10	88.6
Cam Newton	7	224	134	59.8	1,821	8.13	10	7	87.7
Josh Allen	4	166	101	60.8	1,081	6.51	5	1	87.4
Ben Roethlisberger	22	744	469	63.0	5,757	7.74	34	28	86.4

ALL-TIME RANKINGS OF PLAYERS IN FOUR CATEGORIES THAT DETERMINE NFL PASSER RATING

Minimum: 1,500 Attempts

COMPLETION PERCENTAGE			Pct.	Att.	Comp.	TOUCHDOWN PERCENTAGE			Pct.	Att.	TD
Deshaun Watson	67.85	1,748	1,186	Sid Luckman	7.86	1,744	137				
Drew Brees	67.69	10,551	7,142	Frank Ryan	6.99	2,133	149				
Kirk Cousins	66.99	3,662	2,453	Patrick Mahomes	6.76	1,687	114				
Teddy Bridgewater	66.45	1,562	1,038	Len Dawson	6.39	3,741	239				
Chad Pennington	66.05	2,471	1,632	Daryle Lamonica	6.31	2,601	164				
Patrick Mahomes	66.03	1,687	1,114	Aaron Rodgers	6.25	6,587	412				
Dak Prescott	66.03	2,293	1,514	Sammy Baugh	6.24	2,995	187				
Kurt Warner	65.50	4,070	2,666	Russell Wilson	6.16	4,335	267				
Matt Ryan	65.39	7,443	4,867	Charlie Conerly	6.11	2,833	173				
Peyton Manning	65.30	9,380	6,125	Bob Waterfield	6.00	1,617	97				
AVERAGE YARDS PER PASS			Avg.	Att.	Yards	INTERCEPTION PERCENTAGE			Pct.	Att.	Int.
Otto Graham	8.63	1,565	13,499	Aaron Rodgers	1.35	6,587	89				
Sid Luckman	8.42	1,744	14,686	Patrick Mahomes	1.42	1,687	24				
Patrick Mahomes	8.39	1,687	14,152	Dak Prescott	1.74	2,293	40				
Deshaun Watson	8.32	1,748	14,539	Colin Kaepernick	1.77	1,692	30				
Norm Van Brocklin	8.16	2,895	23,611	Tom Brady	1.80	10,598	191				
Steve Young	7.98	4,149	33,124	Derek Carr	1.85	3,830	71				
Kurt Warner	7.95	4,070	32,344	Russell Wilson	1.87	4,335	81				
Tony Romo	7.89	4,335	34,183	Carson Wentz	2.01	2,492	50				
Ed Brown	7.85	1,987	15,600	Sam Bradford	2.06	2,967	61				
Bart Starr	7.85	3,149	24,718	Deshaun Watson	2.06	1,748	36				

INSIDE THE NUMBERS

STARTING RECORDS OF ACTIVE NFL QUARTERBACKS

Minimum: 10 starts	W	L	T	Pct.
Patrick Mahomes	38	8	0	.826
Lamar Jackson	30	7	0	.811
Tom Brady	230	69	0	.769
Jimmy Garoppolo	24	8	0	.750
Russell Wilson	98	45	1	.684
Ben Roethlisberger	156	74	1	.677
Aaron Rodgers	126	63	1	.666
Josh Allen	28	15	0	.651
Drew Stanton	11	6	0	.647
Jared Goff	42	27	0	.609
Dak Prescott	42	27	0	.609
Mitchell Trubisky	29	21	0	.580
Joe Flacco	98	77	0	.560
Matt Ryan	113	92	0	.551
Cam Newton	75	63	1	.543
Tyrod Taylor	24	21	1	.533
Teddy Bridgewater	26	23	0	.531
Deshawn Watson	28	25	0	.528
Andy Dalton	74	66	2	.528
Ryan Tannehill	60	54	0	.526
Carson Wentz	35	32	1	.522
Baker Mayfield	23	22	0	.511
Nick Foles	28	27	0	.509
Matt Moore	16	16	0	.500
Kirk Cousins	51	51	2	.500
Marcus Mariota	29	32	0	.475
Matthew Stafford	74	90	1	.452
Drew Lock	8	10	0	.444
Case Keenum	27	35	0	.435
Derek Carr	47	63	0	.427
Kyler Murray	13	18	1	.422
Kyle Allen	7	10	0	.412
Brian Hoyer	16	23	0	.410
Ryan Fitzpatrick	59	86	1	.408
Justin Herbert	6	9	0	.400
Jameis Winston	28	42	0	.400
Geno Smith	12	19	0	.387
Robert Griffin III	16	26	0	.381
Jacoby Brissett	12	20	0	.375
Gardner Minshew	7	13	0	.350
Sam Darnold	13	25	0	.342
Chad Henne	18	36	0	.333
Blake Bortles	24	49	0	.329
Nick Mullens	5	11	0	.313
Daniel Jones	8	18	0	.308
Josh McCown	23	53	0	.303
Blaine Gabbert	13	35	0	.271
Colt McCoy	8	22	0	.267
Joe Burrow	2	7	1	.250
Dwayne Haskins	3	10	0	.231
Mike Glennon	6	21	0	.222
Josh Rosen	3	13	0	.188
C.J. Beathard	2	10	0	.167

MOST GAME-WINNING DRIVES IN FOURTH QUARTER OR OVERTIME, SINCE 1970

54	Peyton Manning, Indianapolis, 1998-2010; Denver, 2012-15
53	Drew Brees, S.D. Chargers, 2001-05; New Orleans, 2006-20
48	Tom Brady, New England, 2000-19; Tampa Bay, 2020
47	Dan Marino, Miami, 1983-99
46	Ben Roethlisberger, Pittsburgh, 2004-20

TEAMS THAT FINISHED FIRST IN THEIR DIVISIONS THE SEASON AFTER FINISHING IN LAST PLACE

Season	Team	Record	Prior Season
1967	Houston Oilers	9-4-1	*3-11-0
1968	Minnesota	8-6-0	3-8-3
1970	Cincinnati	8-6-0	4-9-1
1970	San Francisco	10-3-1	4-8-2
1972	Green Bay	10-4-0	4-8-2
1975	Baltimore Colts	10-4-0	2-12-0
1979	Tampa Bay	10-6-0	5-11-0
1981	Cincinnati	12-4-0	6-10-0
1981	Tampa Bay	9-7-0	*5-10-1
1987	Indianapolis	9-6-0	3-13-0
1988	Cincinnati	12-4-0	4-11-0
1990	Cincinnati	9-7-0	8-8-0
1991	Denver	12-4-0	5-11-0
1992	San Diego Chargers	11-5-0	4-12-0
1993	Detroit	10-6-0	*5-11-0
1996	Carolina	12-4-0	*7-9-0
1996	Denver	13-3-0	*8-8-0
1997	New York Giants	10-5-1	6-10-0
1999	Indianapolis	13-3-0	3-13-0
1999	St. Louis Rams	13-3-0	*4-12-0
2000	New Orleans	10-6-0	3-13-0
2001	Chicago	13-3-0	5-11-0
2001	New England	11-5-0	5-11-0
2003	Carolina	11-5-0	7-9-0
2003	Kansas City	13-3-0	*8-8-0
2004	Atlanta	11-5-0	5-11-0
2004	San Diego Chargers	12-4-0	*4-12-0
2005	Chicago	11-5-0	5-11-0
2005	New York Giants	11-5-0	*6-10-0
2005	Tampa Bay	11-5-0	5-11-0
2006	Baltimore Ravens	13-3-0	*6-10-0
2006	New Orleans	10-6-0	3-13-0
2006	Philadelphia	10-6-0	6-10-0
2007	Tampa Bay	9-7-0	4-12-0
2008	Miami	11-5-0	1-15-0
2009	New Orleans	13-3-0	8-8-0
2010	Kansas City	10-6-0	4-12-0
2011	Denver	8-8-0	4-12-0
2011	Houston Texans	10-6-0	*6-10-0
2012	Washington	10-6-0	5-11-0
2013	Philadelphia	10-6-0	4-12-0
2013	Carolina	12-4-0	*7-9-0
2015	Washington	9-7-0	4-12-0
2016	Dallas	13-3-0	4-12-0
2017	Jacksonville	10-6-0	3-13-0
2017	Philadelphia	13-3-0	7-9-0
2018	Chicago	12-4-0	5-11-0
2018	Houston Texans	11-5-0	4-12-0
2020	Washington	7-9-0	3-13-0

*tied for last place

LONGEST WINNING STREAKS, SINCE 1970

23	Indianapolis, 2008-09	(9 in 2008; 14 in 2009)
21	New England, 2006-08	(3 in 2006, 16 in 2007, 2 in 2008)
18	New England, 2003-04	(12 in 2003, 6 in 2004)
	Carolina, 2014-15	(4 in 2014; 14 in 2015)
17	Denver, 2012-13	(11 in 2012; 6 in 2013)
16	Miami, 1971-73	(1 in 1971, 14 in 1972, 1 in 1973)
	Miami, 1983-84	(5 in 1983, 11 in 1984)
	Pittsburgh, 2004-05	(14 in 2004, 2 in 2005)
15	San Francisco, 1989-90	(5 in 1989, 10 in 1990)
	Green Bay, 2010-11	(2 in 2010, 13 in 2011)
14	Oakland, 1976-77	(10 in 1976, 4 in 1977)
	Denver, 1997-98	(1 in 1997, 13 in 1998)
	Baltimore Ravens, 2019-20	(12 in 2019, 2 in 2020)

(continued on next page)

INSIDE THE NUMBERS

13	Minnesota, 1974-75	(3 in 1974, 10 in 1975)	1989	21	18	17
	Chicago, 1984-85	(1 in 1984, 12 in 1985)	1990	23	20	15
	New York Giants, 1989-90	(3 in 1989, 10 in 1990)	1991	20	18	13
	Indianapolis, 2005		1992	20	16	14
	Tennessee, 2007-08	(3 in 2007, 10 in 2008)	1993	20	18	16
	New Orleans, 2009		1994	25	22	15
12	Washington, 1990-91	(1 in 1990, 11 in 1991)	1995	*27	21	18
11	Pittsburgh, 1975		1996	23	21	13
	Baltimore Colts, 1975-76	(9 in 1975, 2 in 1976)	1997	22	18	14
	Chicago, 1986-87	(7 in 1986, 4 in 1987)	1998	22	19	14
	Houston Oilers, 1993		1999	23	20	16
	San Francisco, 1997		2000	19	17	16
	Jacksonville, 1999		2001	23	16	13
	Indianapolis, 1999		2002	21	21	19
	Seattle, 2005		2003	22	17	14
	San Diego Chargers, 2006-07	(10 in 2006, 1 in 2007)	2004	*27	*26	17
	San Diego Chargers, 2009		2005	18	17	14
	Kansas City, 2015-16	(10 in 2015, 1 in 2016)	2006	25	24	20
	Dallas, 2016		2007	23	16	15
	Pittsburgh, 2020		2008	22	19	18
			2009	24	19	17
			2010	23	20	16
			2011	22	22	16
			2012	24	19	15
			2013	25	19	18
			2014	24	21	16
			2015	25	18	14
			2016	26	22	14
			2017	23	19	15
			2018	26	19	15
			2019	20	17	15
			2020	26	21	18

NFL PLAYOFF APPEARANCES BY SEASONS

Team	Number of Seasons in Playoffs
Green Bay	34
Dallas Cowboys	33
New York Giants	32
Pittsburgh	32
Los Angeles/St. Louis/Cleveland Rams	30
Minnesota	30
Indianapolis/Baltimore Colts	29
Chicago Bears	27
New England/Boston Patriots	27
Philadelphia	27
San Francisco	26
Cleveland Browns	25
Washington	25
Tennessee Titans-Oilers/Houston Oilers	24
Kansas City Chiefs/Dallas Texans	23
Miami	23
Denver	22
Las Vegas/Oakland/Los Angeles Raiders	22
Buffalo	20
Los Angeles/San Diego Chargers	19
Seattle	19
Detroit	17
Atlanta	14
Cincinnati	14
New Orleans	14
New York Jets	14
Baltimore Ravens	13
Tampa Bay	11
Arizona/Phoenix/St. Louis/Chicago Cardinals	10
Carolina	8
Jacksonville	7
Houston Texans	6

*NFL Record

RECORD OF TEAMS ON THE ROAD (1970-2020)

Year	W	L	T	Pct.
1970	72	101	9	.420
1971	74	100	8	.429
1972	87	90	5	.492
1973	66	109	7	.382
1974	82	99	1	.453
1975	81	101	0	.445
1976	83	112	1	.426
1977	83	113	0	.423
1978	93	130	1	.417
1979	92	132	0	.411
1980	101	122	1	.453
1981	84	139	1	.377
1982	57	68	1	.456
1983	104	119	1	.467
1984	94	129	1	.422
1985	80	144	0	.357
1986	104	118	2	.469
1987	95	114	1	.455
1988	92	131	1	.413
1989	95	128	1	.426
1990	93	131	0	.415
1991	92	132	0	.411
1992	88	136	0	.393
1993	101	123	0	.451
1994	96	128	0	.429
1995	96	144	0	.400
1996	91	149	0	.379
1997	93	145	2	.392
1998	89	151	0	.371
1999	100	148	0	.403
2000	110	138	0	.444
2001	112	136	0	.452
2002	107	148	1	.420
2003	99	157	0	.387

TEAMS IN SUPER BOWL CONTENTION (1978-2020)

	With 3 Weeks to Play	With 2 Weeks to Play	With 1 Week to Play
1978	20	17	12
1979	19	15	13
1980	20	14	12
1981	21	20	16
1982	*27	25	*22
1983	24	19	15
1984	18	14	13
1985	21	18	13
1986	19	17	14
1987	19	19	15
1988	21	18	15

INSIDE THE NUMBERS

Year	W	L	T	Pct.
2004	111	145	0	.434
2005	105	151	0	.410
2006	120	136	0	.469
2007	109	147	0	.426
2008	109	146	1	.428
2009	110	146	0	.430
2010	113	143	0	.441
2011	111	145	0	.434
2012	109	146	1	.428
2013	102	153	1	.400
2014	110	145	1	.432
2015	118	138	0	.461
2016	107	147	2	.422
2017	111	145	0	.434
2018	101	153	2	.398
2019	123	132	1	.482
2020	128	127	1	.502

GAMES DECIDED BY 7 POINTS OR FEWER AND 3 POINTS OR FEWER (1970-2020)

	Games Decided by 7 Points or Fewer	Games Decided by 3 Points or Fewer
1970	59 of 182 (32.4%)	34 of 182 (18.7%)
1971	76 of 182 (41.8%)	35 of 182 (19.2%)
1972	71 of 182 (39.0%)	38 of 182 (20.9%)
1973	60 of 182 (32.9%)	28 of 182 (15.4%)
1974	91 of 182 (50.0%)	37 of 182 (20.3%)
1975	62 of 182 (34.1%)	35 of 182 (19.2%)
1976	73 of 196 (37.2%)	38 of 196 (19.4%)
1977	85 of 196 (43.4%)	36 of 196 (18.4%)
1978	108 of 224 (48.2%)	49 of 224 (21.9%)
1979	104 of 224 (46.4%)	51 of 224 (22.8%)
1980	108 of 224 (48.2%)	58 of 224 (25.9%)
1981	91 of 224 (40.6%)	60 of 224 (26.8%)
1982	61 of 126 (48.4%)	33 of 126 (26.2%)
1983	106 of 224 (47.3%)	54 of 224 (24.1%)
1984	95 of 224 (42.4%)	58 of 224 (25.9%)
1985	87 of 224 (38.8%)	38 of 224 (17.0%)
1986	106 of 224 (47.3%)	48 of 224 (21.4%)
1987	99 of 210 (47.1%)	40 of 210 (19.0%)
1988	113 of 224 (50.4%)	62 of 224 (27.7%)
1989	107 of 224 (47.8%)	55 of 224 (24.6%)
1990	97 of 224 (43.3%)	54 of 224 (24.1%)
1991	112 of 224 (50.0%)	57 of 224 (25.4%)
1992	88 of 224 (39.3%)	48 of 224 (21.4%)
1993	*105 of 224 (46.9%)	53 of 224 (23.7%)
1994	115 of 224 (51.3%)	60 of 224 (26.8%)
1995	115 of 240 (47.9%)	61 of 240 (25.4%)
1996	109 of 240 (45.4%)	47 of 240 (19.6%)
1997	111 of 240 (46.3%)	67 of 240 (27.9%)
1998	113 of 240 (47.1%)	50 of 240 (20.8%)
1999	115 of 248 (46.4%)	**64 of 248 (25.8%)
2000	109 of 248 (44.0%)	61 of 248 (24.6%)
2001	121 of 248 (48.8%)	62 of 248 (25.0%)
2002	126 of 256 (49.2%)	63 of 256 (24.6%)
2003	124 of 256 (48.4%)	60 of 256 (23.4%)
2004	116 of 256 (45.3%)	61 of 256 (23.8%)
2005	114 of 256 (44.5%)	60 of 256 (23.4%)
2006	117 of 256 (45.7%)	61 of 256 (23.8%)
2007	110 of 256 (43.0%)	55 of 256 (21.5%)
2008	115 of 256 (44.9%)	50 of 256 (19.5%)
2009	110 of 256 (43.0%)	54 of 256 (21.1%)
2010	121 of 256 (47.3%)	65 of 256 (25.4%)
2011	125 of 256 (48.8%)	50 of 256 (19.5%)
2012	120 of 256 (46.9%)	57 of 256 (22.3%)
2013	123 of 256 (48.0%)	65 of 256 (25.4%)
2014	98 of 256 (38.3%)	53 of 256 (20.7%)
2015	131 of 256 (51.2%)	59 of 256 (23.0%)
2016	135 of 256 (52.7%)	62 of 256 (24.2%)
2017	111 of 256 (43.4%)	54 of 256 (21.1%)
2018	125 of 256 (48.8%)	73 of 256 (28.5%)

2019 123 of 256 (48.0%) 51 of 256 (19.9%)
 2020 122 of 256 (47.7%) 59 of 256 (23.1%)
 *Week record: Dec. 11-13, 1993 (Week 15), 12 of 14 games (86%)
 decided by 7 points or fewer.

**Week record: Oct. 10-11, 1999 (Week 5), 10 of 14 games (71%)
 decided by 3 points or fewer.

GAMES DECIDED BY 8 PTS. OR FEWER (1994-2020)

1994	121 of 224 (54.0%)	2009	120 of 256 (46.9%)
1995	123 of 240 (51.3%)	2010	131 of 256 (51.2%)
1996	115 of 240 (47.9%)	2011	132 of 256 (51.6%)
1997	120 of 240 (50.0%)	2012	131 of 256 (51.2%)
1998	120 of 240 (50.0%)	2013	131 of 256 (51.2%)
1999	124 of 248 (50.0%)	2014	110 of 256 (43.0%)
2000	119 of 248 (48.0%)	2015	140 of 256 (54.7%)
2001	*128 of 248 (51.6%)	2016	146 of 256 (57.0%)
2002	137 of 256 (53.5%)	2017	121 of 256 (47.3%)
2003	132 of 256 (51.6%)	2018	136 of 256 (53.1%)
2004	121 of 256 (47.3%)	2019	134 of 256 (52.3%)
2005	123 of 256 (48.0%)	2020	136 of 256 (53.1%)
2006	126 of 256 (49.2%)		*Week record: Oct. 14-15, 2001 (Week 5), 12 of 14 games (86%)
2007	120 of 256 (46.9%)		
2008	118 of 256 (46.1%)		

TWO-POINT CONVERSION RESULTS (1994-2020)

1994	59 of 116 (50.9%)	2008	28 of 68 (41.2%)
1995	40 of 104 (38.5%)	2009	24 of 60 (40.0%)
1996	44 of 92 (47.8%)	2010	26 of 53 (49.1%)
1997	47 of 109 (43.1%)	2011	23 of 50 (46.0%)
1998	41 of 105 (39.1%)	2012	29 of 58 (50.0%)
1999	31 of 84 (36.9%)	2013	33 of 69 (47.8%)
2000	35 of 85 (41.2%)	2014	28 of 59 (47.5%)
2001	40 of 90 (44.4%)	2015	45 of 94 (47.9%)
2002	47 of 98 (48.0%)	2016	51 of 105 (48.6%)
2003	29 of 66 (43.9%)	2017	37 of 86 (43.0%)
2004	37 of 76 (48.7%)	2018	66 of 130 (50.8%)
2005	27 of 53 (50.9%)	2019	54 of 113 (47.8%)
2006	21 of 41 (51.2%)	2020	63 of 131 (48.1%)
2007	30 of 61 (49.2%)		

RECORDS AFTER BYE WEEKS (1990-2020)

AFC	NFC		
Baltimore.....	17-8	Arizona.....	14-18
Buffalo.....	21-11	Atlanta.....	19-13
Cincinnati.....	8-23-1	Carolina.....	12-14
Cleveland.....	10-17	Chicago.....	17-15
Denver.....	23-9	Dallas.....	22-10
Houston.....	9-10	Detroit.....	17-15
Indianapolis.....	20-12	Green Bay.....	18-14
Jacksonville.....	12-14	L.A. Rams.....	16-15-1
Kansas City.....	19-13	Minnesota.....	20-12
Las Vegas.....	12-20	New Orleans.....	17-15
L.A. Chargers.....	15-16	N.Y. Giants.....	13-19
Miami.....	18-14	Philadelphia.....	22-10
New England.....	19-13	San Francisco.....	12-19-1
N.Y. Jets.....	13-19	Seattle.....	12-20
Pittsburgh.....	20-12	Tampa Bay.....	14-18
Tennessee.....	19-13	Washington.....	14-18

INSIDE THE NUMBERS

2020 RECORDS OF TEAMS IN CLOSE GAMES

AFC	Overall	Decided by	Decided By
	Record	8 Pts. or Fewer	3 Pts. or Fewer
Baltimore	11-5	2-4	1-0
Buffalo	13-3	5-1	3-1
Cincinnati	4-11-1	2-5-1	0-3-1
Cleveland	11-5	7-2	4-0
Denver	5-11	4-6	1-3
Houston	4-12	2-8	1-2
Indianapolis	11-5	5-2	1-0
Jacksonville	1-15	1-6	0-4
Kansas City	14-2	8-1	5-0
Las Vegas	8-8	5-4	2-2
L.A. Rams	7-9	5-7	4-3
Miami	10-6	3-4	2-1
New England	7-9	3-4	2-1
N.Y. Jets	2-14	2-4	1-2
Pittsburgh	12-4	7-2	1-1
Tennessee	11-5	7-2	4-1
NFC	Overall	Decided by	Decided By
	Record	8 Pts. or Fewer	3 Pts. or Fewer
Arizona	8-8	4-5	2-3
Atlanta	4-12	2-8	0-4
Carolina	5-11	3-8	0-3
Chicago	8-8	6-5	1-1
Dallas	6-10	4-4	3-1
Detroit	5-11	4-4	3-1
Green Bay	13-3	4-2	0-1
L.A. Rams	10-6	4-4	2-3
Minnesota	7-9	6-4	3-3
New Orleans	12-4	5-3	3-2
N.Y. Giants	6-10	5-5	3-3
Philadelphia	4-11-1	3-5-1	2-1-1
San Francisco	6-10	3-5	1-1
Seattle	12-4	8-3	2-1
Tampa Bay	11-5	3-3	1-3
Washington	7-9	3-5	0-3

NON-DIVISION WINNERS THAT PLAYED IN SUPER BOWL

2020	Tampa Bay Buccaneers	Super Bowl LV
	(Defeated Kansas City, 31-9)	
2010	Green Bay Packers	Super Bowl XLV
	(Defeated Pittsburgh, 31-25)	
2007	New York Giants	Super Bowl XLII
	(Defeated New England, 17-14)	
2005	Pittsburgh Steelers	Super Bowl XL
	(Defeated Seattle, 21-10)	
2000	Baltimore Ravens	Super Bowl XXXV
	(Defeated New York Giants, 34-7)	
1999	Tennessee Titans	Super Bowl XXXIV
	(Lost to St. Louis Rams, 23-16)	
1997	Denver Broncos	Super Bowl XXXII
	(Defeated Green Bay, 31-24)	
1992	Buffalo Bills	Super Bowl XXVII
	(Lost to Dallas, 52-17)	
1985	New England Patriots	Super Bowl XX
	(Lost to Chicago, 46-10)	
1980	Oakland Raiders	Super Bowl XV
	(Defeated Philadelphia, 27-10)	
1975	Dallas Cowboys	Super Bowl X
	(Lost to Pittsburgh, 21-17)	
1969	Kansas City Chiefs	Super Bowl IV
	(Defeated Minnesota, 23-7)	

SUPER BOWL CHAMPIONS THAT DID NOT MAKE PLAYOFFS THE FOLLOWING YEAR

Denver Broncos—Super Bowl 50 champions did not make playoffs in 2016 season.

Baltimore Ravens—Super Bowl XLVII champions did not make playoffs in 2013 season.

New York Giants—Super Bowl XLVI champions did not make playoffs in 2012 season.

Pittsburgh Steelers—Super Bowl XLIII champions did not make playoffs in 2009 season.

Pittsburgh Steelers—Super Bowl XL champions did not make playoffs in 2006 season.

Tampa Bay Buccaneers—Super Bowl XXXVII champions did not make playoffs in 2003 season.

New England Patriots—Super Bowl XXXVI champions did not make playoffs in the 2002 season.

Denver Broncos—Super Bowl XXXIII champions did not make playoffs in the 1999 season.

New York Giants—Super Bowl XXV champions did not make playoffs in the 1991 season.

Washington Redskins—Super Bowl XXII champions did not make playoffs in the 1988 season.

New York Giants—Super Bowl XXI champions did not make playoffs in the 1987 season.

San Francisco 49ers—Super Bowl XVI champions did not make playoffs in the 1982 season.

Oakland Raiders—Super Bowl XV champions did not make playoffs in the 1981 season.

Pittsburgh Steelers—Super Bowl XIV champions did not make playoffs in the 1980 season.

Kansas City Chiefs—Super Bowl IV champions did not make playoffs in the 1970 season.

Green Bay Packers—Super Bowl II champions did not make playoffs in the 1968 season.

TEAMS TO WIN 10+ GAMES AND MISS PLAYOFFS, SINCE 1978

Year	Team	Wins
2020	Miami Dolphins	10
2015	New York Jets	10
2014	Philadelphia Eagles	10
2013	Arizona Cardinals	10
2012	Chicago Bears	10
2010	New York Giants	10
2010	Tampa Bay Buccaneers	10
2008	New England Patriots	11
2007	Cleveland Browns	10
2005	Kansas City Chiefs	10
2003	Miami Dolphins	10
1991	Philadelphia Eagles	10
1991	San Francisco 49ers	10
1989	Green Bay Packers	10
1989	Washington Redskins	10
1988	New Orleans Saints	10
1988	New York Giants	10
1986	Cincinnati Bengals	10
1986	Seattle Seahawks	10
1985	Denver Broncos	11
1985	Washington Redskins	10
1981	Denver Broncos	10
1980	New England Patriots	10
1979	Washington Redskins	10

INSIDE THE NUMBERS

PLAYOFF TEAMS TO FINISH REGULAR SEASON AT OR UNDER .500

2020	Chicago Bears8-8
2020	Washington Football Team7-9
2014	Carolina Panthers7-8-1
2011	Denver Broncos8-8
2010	Seattle Seahawks7-9
2008	San Diego Chargers8-8
2006	New York Giants8-8
2004	Minnesota Vikings8-8
2004	St. Louis Rams8-8
1999	Dallas Cowboys8-8
1999	Detroit Lions8-8
1991	New York Jets8-8
1990	New Orleans Saints8-8
1985	Cleveland Browns8-8
1982	Cleveland Browns4-5
1982	Detroit Lions4-5
1969	Houston Oilers6-6-2

TEAMS TO BEAT OPPONENT THREE TIMES IN SINGLE SEASON, SINCE 1970

Year	Team	Opponent
2017	New Orleans Saints	Carolina Panthers
2009	Dallas Cowboys	Philadelphia Eagles
2008	Pittsburgh Steelers	Baltimore Ravens
2004	St. Louis Rams	Seattle Seahawks
2002	Pittsburgh Steelers	Cleveland Browns
2000	New York Giants	Philadelphia Eagles
1999	Tennessee Titans	Jacksonville Jaguars
1997	Green Bay Packers	Tampa Bay Buccaneers
1997	New England Patriots	Miami Dolphins
1994	Pittsburgh Steelers	Cleveland Browns
1993	Los Angeles Raiders	Denver Broncos
1991	Kansas City Chiefs	Los Angeles Raiders
1986	New York Giants	Washington Redskins
1982	Miami Dolphins	New York Jets

COLDEST NFL GAMES ON RECORD

- 13 degrees** (48-below wind chill)—Dec. 31, 1967, Lambeau Field, Green Bay, Wis., NFL Championship (Green Bay Packers 21, Dallas Cowboys 17)
- 9 degrees** (59-below wind chill)—Jan. 10, 1982, Riverfront Stadium, Cincinnati, Ohio, AFC Championship (Cincinnati Bengals 27, San Diego Chargers 7)
- 6 degrees** (25-below wind chill)—Jan. 10, 2016, TCF Bank Stadium, Minneapolis, Minn., NFC First-Round (Seattle Seahawks 10, Minnesota Vikings 9)
- 1 degrees** (23-below wind chill)—Jan. 20, 2008, Lambeau Field, Green Bay, Wis., NFC Championship (New York Giants 23, Green Bay Packers 20 in OT)

2020 TEAM LEADERS, POINTS BY QUARTER

Offense	Most Scored	Fewest Scored
1st Quarter	118 Baltimore	38 New England
2nd Quarter	219 Green Bay	67 N.Y. Jets
3rd Quarter	118 Seattle	48 Chicago
4th Quarter	144 Buffalo	53 N.Y. Jets

Defense	Fewest Allowed	Most Allowed
1st Quarter	49 Baltimore/Buffalo	121 Dallas
2nd Quarter	86 Baltimore	164 Jacksonville
3rd Quarter	28 Kansas City	128 Minnesota
4th Quarter	60 L.A. Rams	176 Las Vegas

2020 NFL SCORE BY QUARTERS

AFC Offense	1	2	3	4	OT	PTS
Buffalo	90	175	92	144	0	501
Tennessee	96	144	101	138	12	491
Kansas City	94	149	91	136	3	473
Baltimore	118	147	99	104	0	468
Indianapolis	107	156	68	117	3	451
Las Vegas	78	134	77	142	3	434
Pittsburgh	62	154	68	132	0	416
Cleveland	63	157	65	123	0	408
Miami	103	111	57	133	0	404
L.A. Chargers	73	146	89	70	6	384
Houston	60	124	82	118	0	384
New England	38	104	82	102	0	326
Denver	54	75	71	123	0	323
Cincinnati	61	107	53	90	0	311
Jacksonville	45	94	76	91	0	306
N.Y. Jets	59	67	64	53	0	243

NFC Offense	1	2	3	4	OT	PTS
Green Bay	80	219	103	107	0	509
Tampa Bay	88	157	112	135	0	492
New Orleans	82	176	94	124	6	482
Seattle	86	128	118	127	0	459
Minnesota	93	82	115	137	3	430
Arizona	98	109	90	110	3	410
Atlanta	91	131	70	104	0	396
Dallas	77	130	67	121	0	395
Detroit	95	96	77	109	0	377
San Francisco	89	84	77	126	0	376
L.A. Rams	81	101	87	103	0	372
Chicago	72	122	48	130	0	372
Carolina	89	107	58	96	0	350
Washington	50	85	70	130	0	335
Philadelphia	62	103	58	111	0	334
N.Y. Giants	74	72	56	78	0	280

AFC Defense	1	2	3	4	OT	PTS
Baltimore	49	86	49	113	6	303
Pittsburgh	54	115	66	77	0	312
Miami	55	118	74	91	0	338
New England	69	115	86	83	0	353
Indianapolis	86	137	53	86	0	362
Kansas City	70	117	28	147	0	362
Buffalo	49	97	101	128	0	375
Cleveland	78	100	93	148	0	419
Cincinnati	76	121	98	129	0	424
L.A. Chargers	84	111	102	120	9	426
Tennessee	77	143	97	122	0	439
Denver	74	151	78	143	0	446
N.Y. Jets	100	141	103	113	0	457
Houston	103	155	74	126	6	464
Las Vegas	93	136	67	176	6	478
Jacksonville	104	164	125	96	3	492

NFC Defense	1	2	3	4	OT	PTS
L.A. Rams	66	123	47	60	0	296
Washington	86	152	30	61	0	329
New Orleans	70	111	68	88	0	337
Tampa Bay	100	117	77	61	0	355
N.Y. Giants	72	113	58	114	0	357
Arizona	72	128	70	97	0	367
Green Bay	71	92	82	121	3	369
Chicago	71	115	93	88	3	370
Seattle	66	90	65	147	3	371
San Francisco	68	111	83	128	0	390
Carolina	85	117	80	120	0	402
Atlanta	68	100	96	150	0	414
Philadelphia	88	119	97	114	0	418
Dallas	121	153	69	130	0	473
Minnesota	74	137	128	136	0	475
Detroit	109	161	98	151	0	519
NFL TOTALS	2,508	3,946	2,535	3,664	39	12,692

INSIDE THE NUMBERS

GREATEST COMEBACKS IN NFL HISTORY (Most Points Overcome To Win Game)

REGULAR-SEASON GAMES

FROM 28 POINTS BEHIND TO WIN:

December 7, 1980, at San Francisco

New Orleans	14	21	0	0	0	—	35
San Francisco	0	7	14	14	3	—	38

- NO — Harris 33 pass from Manning (Ricardo kick)
- NO — Childs 21 pass from Manning (Ricardo kick)
- NO — Holmes 1 run (Ricardo kick)
- SF — Solomon 57 punt return (Wersching kick)
- NO — Holmes 1 run (Ricardo kick)
- NO — Harris 41 pass from Manning (Ricardo kick)
- SF — Montana 1 run (Wersching kick)
- SF — Clark 71 pass from Montana (Wersching kick)
- SF — Solomon 14 pass from Montana (Wersching kick)
- SF — Elliott 7 run (Wersching kick)
- SF — FG Wersching 36

FROM 26 POINTS BEHIND TO WIN:

September 21, 1997, at Buffalo

Indianapolis	14	12	0	9	—	35
Buffalo	0	10	6	21	—	37

- Ind — Bailey 10 pass from Harbaugh (Blanchard kick)
- Ind — Faulk 10 run (Blanchard kick)
- Ind — FG Blanchard 39
- Ind — FG Blanchard 36
- Ind — FG Blanchard 49
- Ind — FG Blanchard 22
- Buff — Johnson 16 pass from Collins (Christie kick)
- Buff — FG Christie 27
- Buff — A. Smith 15 run (2-pt attempt failed)
- Ind — FG Blanchard 25
- Buff — Early 4 pass from Collins (Christie kick)
- Buff — A. Smith 1 run (Christie kick)
- Buff — A. Smith 54 run (Christie kick)
- Ind — Harrison 2 pass from Justin (2-pt attempt failed)

FROM 25 POINTS BEHIND TO WIN:

November 8, 1987, at St. Louis

Tampa Bay	7	7	14	0	—	28
St. Louis Cardinals	0	3	0	28	—	31

- TB — Carrier 5 pass from DeBerg (Igwebuikie kick)
- TB — Carter 3 pass from DeBerg (Igwebuikie kick)
- STL — FG Gallery 31
- TB — Smith 34 pass from DeBerg (Igwebuikie kick)
- TB — Smith 3 run (Igwebuikie kick)
- STL — Awalt 4 pass from Lomax (Gallery kick)
- STL — Noga 23 fumble recovery (Gallery kick)
- STL — J. Smith 11 pass from Lomax (Gallery kick)
- STL — J. Smith 17 pass from Lomax (Gallery kick)

FROM 25 POINTS BEHIND TO WIN:

October 5, 2014, at Tennessee

Cleveland Browns	0	10	3	16	—	29
Tennessee	7	21	0	0	—	28

- Ten — Wright 11 pass from Locker (Succop kick)
- Ten — Locker 11 run (Succop kick)
- Cle — FG Cundiff 38
- Ten — Wright 11 pass from Whitehurst (Succop kick)
- Ten — Hunter 75 pass from Whitehurst (Succop kick)
- Cle — Dray 1 pass from Hoyer (Cundiff kick)
- Cle — FG Cundiff 42
- Cle — Safety, Carder blocked punt of end zone
- Cle — Benjamin 17 pass from Hoyer (Cundiff kick)
- Cle — Benjamin 6 pass from Hoyer (Cundiff kick)

FROM 24 POINTS BEHIND TO WIN:

October 27, 1946, at Washington

Philadelphia	0	0	14	14	—	28
Washington	10	14	0	0	—	24

- Wash — Rosato 2 run (Poillon kick)
- Wash — FG Poillon 28
- Wash — Rosato 4 run (Poillon kick)
- Wash — Lapka recovered fumble in end zone (Poillon kick)
- Phil — Steele 1 run (Lio kick)
- Phil — Pritchard 45 pass from Thompson (Lio kick)
- Phil — Steinke 7 pass from Thompson (Lio kick)
- Phil — Ferrante 30 pass from Thompson (Lio kick)

FROM 24 POINTS BEHIND TO WIN:

October 20, 1957, at Detroit

Baltimore Colts	7	14	6	0	—	27
Detroit	0	3	7	21	—	31

- Balt — Mutscheller 15 pass from Unitas (Rechichar kick)
- Det — FG Martin 47
- Balt — Moore 72 pass from Unitas (Rechichar kick)
- Balt — Mutscheller 52 pass from Unitas (Rechichar kick)
- Balt — Moore 4 pass from Unitas (kick failed)
- Det — Junker 14 pass from Rote (Layne kick)
- Det — Cassady 26 pass from Layne (Layne kick)
- Det — Johnson 1 run (Layne kick)
- Det — Cassady 29 pass from Layne (Layne kick)

FROM 24 POINTS BEHIND TO WIN:

October 25, 1959, at Minneapolis

Philadelphia	0	0	21	7	—	28
Chicago Cardinals	7	10	7	0	—	24

- Cardinals — Crow 10 pass from Roach (Conrad kick)
- Cardinals — J. Hill 77 blocked field goal return (Conrad kick)
- Cardinals — FG Conrad 15
- Cardinals — Lane 37 interception return (Conrad kick)
- Phil — Barnes 1 run (Walston kick)

- Phil — McDonald 29 pass from Van Brocklin (Walston kick)
- Phil — Barnes 2 run (Walston kick)
- Phil — McDonald 22 pass from Van Brocklin (Walston kick)

FROM 24 POINTS BEHIND TO WIN:

October 23, 1960, at Denver

Boston Patriots	10	7	7	0	—	24
Denver	0	0	14	17	—	31

- Bos — FG Cappelletti 12
- Bos — Colclough 10 pass from Songin (Cappelletti kick)
- Bos — Wells 6 pass from Songin (Cappelletti kick)
- Bos — Miller 47 pass from Songin (Cappelletti kick)
- Den — Carmichael 21 pass from Tripucka (Mingo kick)
- Den — Jessup 19 pass from Tripucka (Mingo kick)
- Den — Carmichael 35 lateral from Taylor, pass from Tripucka (Mingo kick)
- Den — Taylor 8 pass from Tripucka (Mingo kick)
- Den — FG Mingo 9

FROM 24 POINTS BEHIND TO WIN:

December 15, 1974, at Miami

New England	21	3	0	3	—	27
Miami	0	17	7	10	—	34

- NE — Hannah recovered fumble in end zone (J. Smith kick)
- NE — Sanders 23 interception return (J. Smith kick)
- NE — Herron 4 pass from Plunkett (J. Smith kick)
- NE — FG J. Smith 46
- Mia — Nottingham 1 run (Yepremian kick)
- Mia — Baker 37 pass from Morrall (Yepremian kick)
- Mia — FG Yepremian 28
- Mia — Baker 46 pass from Morrall (Yepremian kick)
- NE — FG J. Smith 34
- Mia — Nottingham 2 run (Yepremian kick)
- Mia — FG Yepremian 40

FROM 24 POINTS BEHIND TO WIN:

December 4, 1977, at Minnesota

San Francisco	0	10	14	3	—	27
Minnesota	0	0	7	21	—	28

- SF — Delvin Williams 2 run (Wersching kick)
- SF — FG Wersching 31
- SF — Dave Williams 80 kickoff return (Wersching kick)
- SF — Delvin Williams 5 run (Wersching kick)
- Minn — McClanahan 15 pass from Lee (Cox kick)
- Minn — Rashad 8 pass from Kramer (Cox kick)
- Minn — Tucker 9 pass from Kramer (Cox kick)
- SF — FG Wersching 31
- Minn — S. White 69 pass from Kramer (Cox kick)

INSIDE THE NUMBERS

FROM 24 POINTS BEHIND TO WIN:

September 23, 1979, at Denver

Seattle	10	10	14	0	—	34
Denver	0	10	21	6	—	37

- Sea — FG Herrera 28
- Sea — Doornink 5 run (Herrera kick)
- Den — FG Turner 27
- Sea — Doornink 5 run (Herrera kick)
- Den — Armstrong 2 run (Turner kick)
- Sea — FG Herrera 22
- Sea — McCullum 13 pass from Zorn (Herrera kick)
- Sea — Smith 1 run (Herrera kick)
- Den — Studdard 2 pass from Morton (Turner kick)
- Den — Moses 11 pass from Morton (Turner kick)
- Den — Upchurch 35 pass from Morton (Turner kick)
- Den — Lytle 1 run (kick failed)

FROM 24 POINTS BEHIND TO WIN:

September 23, 1979, at Cincinnati

Houston Oilers	0	10	17	0	3	—	30
Cincinnati	14	10	0	3	0	—	27

- Cin — Johnson 1 run (Bahr kick)
- Cin — Alexander 2 run (Bahr kick)
- Cin — Johnson 1 run (Bahr kick)
- Cin — FG Bahr 52
- Hou — Burrough 35 pass from Pastorini (Fritsch kick)
- Hou — FG Fritsch 33
- Hou — Campbell 8 run (Fritsch kick)
- Hou — Caster 22 pass from Pastorini (Fritsch kick)
- Hou — FG Fritsch 47
- Cin — FG Bahr 55
- Hou — FG Fritsch 29

FROM 24 POINTS BEHIND TO WIN:

November 22, 1982, at Los Angeles

San Diego Chargers	10	14	0	0	—	24
L.A. Raiders	0	7	14	7	—	28

- SD — FG Benirschke 19
- SD — Scales 29 pass from Fouts (Benirschke kick)
- SD — Muncie 2 run (Benirschke kick)
- SD — Muncie 1 run (Benirschke kick)
- Raiders — Christensen 1 pass from Plunkett (Bahr kick)
- Raiders — Allen 3 run (Bahr kick)
- Raiders — Allen 6 run (Bahr kick)
- Raiders — Hawkins 1 run (Bahr kick)

FROM 24 POINTS BEHIND TO WIN:

September 26, 1988, at Denver

L.A. Raiders	0	0	14	13	3	—	30
Denver	7	17	0	3	0	—	27

- Den — Dorsett 1 run (Karlis kick)
- Den — Dorsett 1 run (Karlis kick)
- Den — Sewell 7 pass from Elway (Karlis kick)
- Den — FG Karlis 39
- Raiders — Smith 40 pass from Schroeder (Bahr kick)
- Raiders — Smith 42 pass from Schroeder (Bahr kick)
- Raiders — FG Bahr 28

Raiders — Allen 4 run (Bahr kick)

Den — FG Karlis 25

Raiders — FG Bahr 44

Raiders — FG Bahr 35

FROM 24 POINTS BEHIND TO WIN:

December 6, 1992, at Tampa

L.A. Rams	0	3	21	7	—	31
Tampa Bay	6	21	0	0	—	27

- TB — FG Murray 34
- TB — FG Murray 47
- TB — Armstrong 81 pass from Testaverde (Murray kick)
- TB — Jones 26 fumble recovery (Murray kick)
- Rams — FG Zendejas 18
- TB — Carrier 10 pass from Testaverde (Murray kick)
- Rams — Anderson 40 pass from Everett (Zendejas kick)
- Rams — Chadwick 27 pass from Everett (Zendejas kick)
- Rams — Lang 1 run (Zendejas kick)
- Rams — Carter 8 pass from Everett (Zendejas kick)

FROM 24 POINTS BEHIND TO WIN:

October 2, 2011, at Dallas

Detroit	0	3	14	17	—	34
Dallas	7	13	10	0	—	30

- Dall — Bryant 25 pass from Romo (Bailey kick)
- Dall — Bryant 6 pass from Romo (Bailey kick)
- Dall — FG Bailey 41
- Det — FG Hanson 33
- Dall — FG Bailey 35
- Dall — Witten 1 pass from Romo (Bailey kick)
- Det — Carpenter 34 interception return (Hanson kick)
- Det — Houston 56 interception return (Hanson kick)
- Dall — FG Bailey 23
- Det — Johnson 23 pass from Stafford (Hanson kick)
- Det — FG Hanson 51
- Det — Johnson 2 pass from Stafford (Hanson kick)

FROM 24 POINTS BEHIND TO WIN:

October 15, 2012, at San Diego

Denver	0	0	14	21	—	35
San Diego Chargers	10	14	0	0	—	24

- SD — FG Novak
- SD — Gates 15 pass from Rivers (Novak kick)
- SD — Jammer 80 interception return (Novak kick)
- SD — Gates 11 pass from Rivers (Novak kick)
- Den — D. Thomas 29 pass from Manning (Prater kick)
- Den — Carter 65 fumble recovery (Prater kick)
- Den — Decker 7 pass from Manning (Prater kick)
- Den — Stokley 21 pass from Manning (Prater kick)
- Den — Harris 46 interception return (Prater kick)

FROM 24 POINTS BEHIND TO WIN:

November 24, 2013, at New England

Denver	17	7	0	7	0	—	31
New England	0	0	21	10	3	—	34

- Den — Miller 60 fumble recovery (Prater kick)
- Den — Moreno 2 run (Prater kick)
- Den — FG Prater 27
- Den — Tamme 10 pass from Manning (Prater kick)
- NE — Edelman 5 pass from Brady (Gostkowski kick)
- NE — Bolden 1 run (Gostkowski kick)
- NE — Gronkowski 6 pass from Brady (Gostkowski kick)
- NE — Edelman 14 pass from Brady (Gostkowski kick)
- NE — FG Gostkowski 31
- Den — D. Thomas 11 pass from Manning (Prater kick)
- NE — FG Gostkowski 31

FROM 24 POINTS BEHIND TO WIN:

October 25, 2015, at Washington

Tampa Bay	10	14	0	6	—	30
Washington	0	7	14	10	—	31

- TB — Evans 40 pass from Winston (Barth kick)
- TB — FG Barth 22
- TB — Dye 7 pass from Winston (Barth kick)
- TB — Jones 43 fumble recovery (Barth kick)
- Was — Cousins 8 run (Hopkins kick)
- Was — Grant 3 pass from Cousins (Hopkins kick)
- Was — Reed 3 pass from Cousins (Hopkins kick)
- TB — FG Barth 45
- Was — FG Hopkins 35
- TB — FG Barth 21
- Was — Reed 6 pass from Cousins (Hopkins kick)

POSTSEASON GAMES

FROM 32 POINTS BEHIND TO WIN:

AFC First-Round Playoff Game

January 3, 1993, at Buffalo

Houston Oilers	7	21	7	3	0	—	38
Buffalo	3	0	28	7	3	—	41

- Hou — Jeffires 3 pass from Moon (Del Greco kick)
- Buff — FG Christie 36
- Hou — Slaughter 7 pass from Moon (Del Greco kick)
- Hou — Duncan 26 pass from Moon (Del Greco kick)
- Hou — Jeffires 27 pass from Moon (Del Greco kick)
- Hou — McDowell 58 interception return (Del Greco kick)
- Buff — Davis 1 run (Christie kick)
- Buff — Beebe 38 pass from Reich (Christie kick)
- Buff — Reed 26 pass from Reich (Christie kick)
- Buff — Reed 18 pass from Reich (Christie kick)
- Buff — Reed 17 pass from Reich (Christie kick)
- Hou — FG Del Greco 26
- Buff — FG Christie 32

INSIDE THE NUMBERS

FROM 28 POINTS BEHIND TO WIN:

**AFC First-Round Playoff Game
January 4, 2014, at Indianapolis**

Kansas City	10	21	10	3	—	44
Indianapolis	7	3	21	14	—	45
KC	—	Bowe	6	pass from A. Smith	(Succop kick)	
Ind	—	Hilton	10	pass from Luck	(Vinatieri kick)	
KC	—	FG Succop	19			
KC	—	Avery	79	pass from A. Smith	(Succop kick)	
KC	—	Sherman	5	pass from A. Smith	(Succop kick)	
Ind	—	FG Vinatieri	37			
KC	—	Davis	4	run (Succop kick)		
KC	—	Davis	10	pass from A. Smith	(Succop kick)	
Ind	—	Brown	10	run (Vinatieri kick)		
Ind	—	Brown	3	pass from Luck	(Vinatieri kick)	
KC	—	FG Succop	42			
Ind	—	Fleener	12	pass from Luck	(Vinatieri kick)	
KC	—	FG Succop	43			
Ind	—	Hilton	64	pass from Luck	(Vinatieri kick)	

FROM 25 POINTS BEHIND TO WIN:

**Super Bowl LI
February 5, 2017, at Houston**

New England	0	3	6	19	6	—	34
Atlanta	0	21	7	0	0	—	28
Atl	—	Freeman	5	run (Bryant kick)			
Atl	—	Hooper	19	pass from Ryan	(Bryant kick)		
Atl	—	Alford	82	interception return	(Bryant kick)		
NE	—	FG Gostkowski	41				
Atl	—	Coleman	6	pass from Ryan	(Bryant kick)		
NE	—	White	5	pass from Brady	(kick failed)		
NE	—	FG Gostkowski	33				
NE	—	Amendola	6	pass from Brady	(White run)		
NE	—	White	1	run (Amendola pass from Brady)			
NE	—	White	2	run			

FROM 24 POINTS BEHIND TO WIN:

**NFC First-Round Playoff Game
January 5, 2003, at San Francisco**

N.Y. Giants	7	21	10	0	—	38
San Francisco	7	7	8	17	—	39
SF	—	Owens	76	pass from Garcia	(Chandler kick)	
NYG	—	Toomer	12	pass from Collins	(Bryant kick)	
NYG	—	Shockey	2	pass from Collins	(Bryant kick)	
SF	—	Barlow	1	run (Chandler kick)		
NYG	—	Toomer	8	pass from Collins	(Bryant kick)	
NYG	—	Toomer	24	pass from Collins	(Bryant kick)	
NYG	—	Barber	6	run (Bryant kick)		
NYG	—	FG Bryant	21			
SF	—	Owens	26	pass from Garcia	(Owens from Garcia)	
SF	—	Garcia	14	run (Owens from Garcia)		
SF	—	Garcia	14	run (Owens from Garcia)		

SF	—	FG Chandler	25
SF	—	Streets	13
		pass from Garcia	(2-pt attempt failed)

FROM 24 POINTS BEHIND TO WIN:

**AFC Divisional Playoff Game
January 12, 2020, at Kansas City**

Houston Texans	21	3	7	0	—	31
Kansas City	0	28	13	10	—	51
Hou	—	Stills	54	pass from Watson	(Fairbairn kick)	
Hou	—	L. Johnson	10	blocked punt return (Fairbairn kick)		
Hou	—	Fells	4	pass from Watson	(Fairbairn kick)	
Hou	—	FG Fairbairn	31			
KC	—	D. Williams	17	pass from Mahomes (Butker kick)		
KC	—	Kelce	5	pass from Mahomes (Butker kick)		
KC	—	Kelce	6	pass from Mahomes (Butker kick)		
KC	—	Kelce	5	pass from Mahomes (Butker kick)		
KC	—	D. Williams	1	run (kick failed)		
KC	—	D. Williams	5	run (Butker kick)		
Hou	—	Watson	5	run (Fairbairn kick)		
KC	—	Bell	8	pass from Mahomes (Butker kick)		
KC	—	FG Butker	24			

FROM 20 POINTS BEHIND TO WIN:

**Western Conference Playoff Game
December 22, 1957, at San Francisco**

Detroit	0	7	14	10	—	31
San Francisco	14	10	3	0	—	27
SF	—	Owens	34	pass from Tittle (Soltau kick)		
SF	—	McElhenny	47	pass from Tittle (Soltau kick)		
Det	—	Junker	4	pass from Rote (Martin kick)		
SF	—	Wilson	12	pass from Tittle (Soltau kick)		
SF	—	FG Soltau	25			
SF	—	FG Soltau	10			
Det	—	Tracy	2	run (Martin kick)		
Det	—	Tracy	58	run (Martin kick)		
Det	—	Gedman	3	run (Martin kick)		
Det	—	FG Martin	14			

FROM 18 POINTS BEHIND TO WIN:

**NFC Divisional Playoff Game
December 23, 1972, at San Francisco**

Dallas	3	10	0	17	—	30
San Francisco	7	14	7	0	—	28
SF	—	Washington	97	kickoff return (Gossett kick)		
Dall	—	FG Fritsch	37			
SF	—	Schreiber	1	run (Gossett kick)		
SF	—	Schreiber	1	run (Gossett kick)		
Dall	—	FG Fritsch	45			
Dall	—	Alworth	28	pass from Morton (Fritsch kick)		
SF	—	Schreiber	1	run (Gossett kick)		
Dall	—	FG Fritsch	27			
Dall	—	Parks	20	pass from Staubach (Fritsch kick)		

Dall	—	Sellers	10	pass from Staubach (Fritsch kick)
------	---	---------	----	-----------------------------------

FROM 18 POINTS BEHIND TO WIN:

**AFC Divisional Playoff Game
January 4, 1986, at Miami**

Cleveland Browns	7	7	7	0	—	21
Miami	3	0	14	7	—	24
Mia	—	FG Reveiz	51			
Cle	—	Newsome	16	pass from Kosar (Bahr kick)		
Cle	—	Byner	21	run (Bahr kick)		
Cle	—	Byner	66	run (Bahr kick)		
Mia	—	Moore	6	pass from Marino (Revez kick)		
Mia	—	Davenport	31	run (Revez kick)		
Mia	—	Davenport	1	run (Revez kick)		

FROM 18 POINTS BEHIND TO WIN:

**AFC Championship Playoff Game
January 21, 2007, at Indianapolis**

New England	7	14	7	6	—	34
Indianapolis	3	3	15	17	—	38
NE	—	Mankins	0	fumble recovery (Gostkowski kick)		
Ind	—	FG Vinatieri	42			
NE	—	Dillon	7	run (Gostkowski kick)		
NE	—	Samuel	39	interception return (Gostkowski kick)		
Ind	—	FG Vinatieri	26			
Ind	—	Manning	1	run (Vinatieri kick)		
Ind	—	Klecko	1	pass from Manning (Harrison from Manning)		
NE	—	Gaffney	6	pass from Brady (Gostkowski kick)		
Ind	—	Saturday	0	fumble recovery (Vinatieri kick)		
NE	—	FG Gostkowski	28			
Ind	—	FG Vinatieri	36			
NE	—	FG Gostkowski	43			
Ind	—	Addai	3	run (Vinatieri kick)		

FROM 18 POINTS BEHIND TO WIN:

**AFC First-Round Playoff Game
January 6, 2018, at Kansas City**

Tennessee	0	3	7	12	—	22
Kansas City	14	7	0	0	—	21
KC	—	K. Hunt	1	run (Butker kick)		
KC	—	Kelce	13	pass from A. Smith (Butker kick)		
Tenn	—	FG Succop	49			
KC	—	Robinson	14	pass from A. Smith (Butker kick)		
Tenn	—	Mariota	6	pass from Mariota (Succop kick)		
Tenn	—	Henry	35	run (2-pt attempt failed)		
Tenn	—	Decker	22	pass from Mariota (2-pt attempt failed)		

INSIDE THE NUMBERS

POSTSEASON LEADERS

TOP 10 POSTSEASON RUSHERS

Player	Att.	Yards	Avg.	Long	TD
1. Emmitt Smith.....	349	1,586	4.5	65	19
2. Franco Harris.....	400	1,556	3.9	50	16
3. Thurman Thomas.....	339	1,442	4.3	40	16
4. Tony Dorsett.....	302	1,383	4.6	53	9
5. Marcus Allen.....	267	1,347	5.0	74	11
6. Terrell Davis.....	204	1,140	5.6	62	12
7. John Riggins.....	251	996	4.0	43	12
8. Marshawn Lynch.....	211	970	4.6	67	12
9. Larry Csonka.....	225	891	4.0	49	9
10. Chuck Foreman.....	229	860	3.8	62	7

TOP 10 POSTSEASON PASSERS

Player	Att.	Comp.	Pct. Comp.	Yards	Avg. Gain	TD	Pct. TD	Int.	Pct. Int.	Rating
1. Bart Starr.....	213	130	61.0	1,753	8.23	15	7.0	3	1.4	104.8
2. Kurt Warner.....	462	307	66.5	3,952	8.55	31	6.7	14	3.0	102.8
3. Matt Ryan.....	351	237	67.5	2,672	7.61	20	5.7	7	2.0	100.8
4. Aaron Rodgers.....	745	481	64.6	5,669	7.61	45	6.0	13	1.7	100.5
5. Patrick Mahomes.....	301	191	63.5	2,324	7.72	17	5.6	4	1.3	100.4
6. Nick Foles.....	210	143	68.1	1,633	7.78	11	5.2	5	2.4	98.8
7. Alex Smith.....	253	156	61.7	1,745	6.90	14	5.5	2	0.8	97.4
8. Drew Brees.....	721	481	66.7	5,366	7.44	37	5.1	15	2.1	97.1
9. Joe Montana.....	734	460	62.7	5,772	7.86	45	6.1	21	2.9	95.6
10. Russell Wilson.....	451	275	61.0	3,786	8.39	25	5.5	12	2.7	95.3

TOP 10 POSTSEASON PASS RECEIVERS

Player	No.	Yards	Avg.	Long	TD
1. Jerry Rice.....	151	2,245	14.9	72	22
2. Julian Edelman.....	118	1,442	12.2	48	5
3. Reggie Wayne.....	93	1,254	13.5	72	9
4. Rob Gronkowski.....	89	1,273	14.3	46	14
5. Hines Ward.....	88	1,181	13.4	45	10
Wes Welker.....	88	866	9.8	47	5
7. Michael Irvin.....	87	1,315	15.1	53	8
8. Andre Reed.....	85	1,229	14.5	72	9
9. Travis Kelce.....	83	992	12.0	48	9
10. Thurman Thomas.....	76	672	8.8	27	5

TOP 10 POSTSEASON INTERCEPTIONS LEADERS

Player	Interceptions
1. Ronnie Lott.....	9
Ed Reed.....	9
Bill Simpson.....	9
Charlie Waters.....	9
5. Lester Hayes.....	8
6. Willie Brown.....	7
Rodney Harrison.....	7
Asante Samuel.....	7
Dennis Thurman.....	7
10. Bobby Bryant.....	6
Eric Davis.....	6
Glen Edwards.....	6
Darrell Green.....	6
Cliff Harris.....	6
Ty Law.....	6
Vernon Perry.....	6
Aeneas Williams.....	6

TOP 10 POSTSEASON SACKS LEADERS

Player	Sacks
1. Willie McGinest.....	16.0
2. Bruce Smith.....	14.5
3. Terrell Suggs.....	12.5
4. Reggie White.....	12.0
5. Frank Clark.....	11.0
Dwight Freeney.....	11.0
Charles Haley.....	11.0
James Harrison.....	11.0
Clay Matthews.....	11.0
LaMarr Woodley.....	11.0
10. Richard Dent.....	10.5

*Sacks became an official individual statistic in 1982.

2020 OVERTIME GAMES

For overtime game capsules dating back to 1974, please visit www.NFL.com.

- * indicates Monday night game
- # indicates Thursday/Saturday/Sunday night game
- + indicates Thanksgiving Day game
- ^ indicates International Series game
- % indicates postseason game

REGULAR SEASON

September 20, 2020—Kansas City Chiefs 23, Los Angeles Chargers 20, at Los Angeles; Los Angeles wins toss. Touchback. Drive begins on LAC 25. T.Long punts 61 yards. Drive begins on KC 21. H.Bulker 58-yard field goal is good at 2:00.

September 27, 2020—Cincinnati Bengals 23, Philadelphia Eagles 23, at Philadelphia; Cincinnati wins toss. Touchback. Drive begins on CIN 25. K.Huber punts 46 yards. Drive begins on PHI 11. C.Johnston punts 56 yards. Drive begins on CIN 41. K.Huber punts 48 yards. Drive begins on PHI 23. C.Johnston punts 43 yards. Drive begins on CIN 9. K.Huber punts 49 yards. Drive begins on PHI 45. C.Johnston punts 40 yards. Drive begins on CIN 11. J.Mixon run for 9 yards at 0:00.

* **October 12, 2020—New Orleans Saints 30, Los Angeles Chargers 27**, at New Orleans; New Orleans wins toss. A.Kamara returns kickoff 31 yards. Drive begins on NO 34. W.Lutz 36-yard field goal is good. Touchback. Drive begins on LAC 25. J.Herbert fourth-down pass short of line to gain at 4:23.

October 18, 2020—Tennessee Titans 42, Houston Texans 36, at Tennessee; TEN wins toss. K.Raymond returns kickoff 18 yards. Drive begins on TEN 18. D.Henry 5-yard touchdown run at 6:35.

October 25, 2020—Arizona Cardinals 37, Seattle Seahawks 34, at Arizona; Seattle wins toss. Touchback. Drive begins on SEA 25. M.Dickson punts 48 yards. Drive begins on ARZ 28. Z.Gonzalez 41-yard field-goal attempt is no good, wide left. Drive begins on SEA 31. R.Wilson pass attempt is intercepted. Drive begins on SEA 49. Z.Gonzalez 48-yard field goal is good at 0:20.

November 1, 2020—New Orleans Saints 26, Chicago Bears 23, at Chicago; New Orleans wins toss. Touchback. Drive begins on NO 25. T.Morstead punts 31 yards. Drive begins on CHI 19. P.O'Donnell punts 55 yards. Drive begins on NO 32. W.Lutz 35-yard field goal is good at 1:40.

November 22, 2020—Tennessee Titans 30, Baltimore Ravens 24, at Baltimore; Baltimore wins toss. Touchback. Drive begins on BLT 25. S.Koch punts 46 yards. Drive begins on TEN 27. D.Henry 29-yard touchdown run at 5:29.

November 22, 2020—Indianapolis Colts 34, Green Bay Packers 31, at Indianapolis; Green Bay wins toss. D. Shepherd returns kickoff 14 yards. Drive begins on GB 22. M.Valdes-Scantling fumble. Drive begins at GB 29. R.Blankenship 39-yard field goal is good at 7:15.

December 6, 2020—Minnesota Vikings 27, Jacksonville Jaguars 24, at Minnesota; Minnesota wins toss. A.Abdullah returns kickoff 24 yards. Drive begins at MIN 24. B.Colquitt punts 52 yards. Drive begins at JAX 18. M.Glennon pass attempt is intercepted. Drive begins at JAX 46. D.Bailey 23-yard field goal is good at 1:53.

December 17, 2020—Los Angeles Chargers 30, Las Vegas Raiders 27, at Las Vegas; Las Vegas wins toss. Touchback. Drive begins on LV 25. D.Carlson 23-yard field goal is good. Touchback. Drive begins on LAC 25. J.Herbert 1-yard touchdown run at 1:32.

OVERTIME GAMES BY YEAR (REGULAR SEASON)

2020-10	2008-15	1996-14	1984- 9
2019-9	2007-15	1995-21	1983-19
2018-15	2006-11	1994-16	1982- 4
2017-14	2005-14	1993-7	1981-10
2016-13	2004-12	1992-10	1980-13
2015-21	2003-23	1991-15	1979-12
2014-11	2002-25*	1990-10	1978-11
2013-16	2001-17	1989-11	1977-6
2012-22	2000-13	1988- 9	1976-5
2011-13	1999-11	1987-13	1975-9
2010-19	1998-7	1986-16	1974-2
2009-13	1997-17	1985-10	*Record

OVERTIME WON-LOST RECORDS, 1974-2020 (REGULAR SEASON)

AFC	Win	Loss	Tie	Pct.
Denver	28	18	2	.604
Buffalo	21	15	0	.583
N.Y. Jets	24	19	2	.556
Pittsburgh	22	18	3	.547
Las Vegas	20	18	0	.526
Cincinnati	17	16	4	.514
Indianapolis	16	16	1	.500
Tennessee	20	21	0	.488
Baltimore	13	14	1	.482
Kansas City	18	21	2	.463
New England	19	23	0	.452
Miami	18	22	1	.451
Jacksonville	8	10	0	.444
Cleveland	18	24	2	.432
Houston	7	10	0	.412
L.A. Chargers	17	26	0	.395
NFC				
Arizona	27	16	4	.617
Washington	25	17	2	.591
N.Y. Giants	22	16	2	.575
Minnesota	24	19	4	.553
Dallas	22	18	0	.550
San Francisco	23	20	2	.533
L.A. Rams	14	13	2	.517
New Orleans	16	15	0	.516
Chicago	25	24	0	.510
Green Bay	15	16	6	.486
Detroit	17	19	2	.474
Atlanta	17	23	2	.429
Tampa Bay	17	23	1	.427
Philadelphia	13	20	5	.408
Seattle	14	22	1	.392
Carolina	5	10	1	.344

OVERTIME GAMES

NFL POSTSEASON OVERTIME GAMES

(BY LENGTH OF GAME)

Dec. 25, 1971	Miami 27, KANSAS CITY 24	82:40
Dec. 23, 1962	Dal. Texans 20, HOU. OILERS 17	77:54
Jan. 3, 1987	CLE. BROWNS 23, N.Y. Jets 20	77:02
Jan. 12, 2013	Bal. Ravens 38, DENVER 35	76:42
Dec. 24, 1977	Oakland 37, BAL. COLTS 31	75:43
Jan. 10, 2004	Carolina 29, STL. RAMS 23	75:10
Jan. 8, 2005	N.Y. Jets 20, S.D. CHARGERS 17	74:55
Jan. 2, 1982	S.D. Chargers 41, MIAMI 38	73:52
Dec. 26, 1965	GREEN BAY 13, Bal. Colts 10	73:39
Jan. 17, 1999	Atlanta 30, MINNESOTA 27	71:52
Jan. 4, 2020	HOUSTON 22, Buffalo 19	71:40
Dec. 30, 2000	MIAMI 23, Indianapolis 17	71:16
Jan. 15, 2005	PITTSBURGH 20, N.Y. Jets 17	71:04
Jan. 8, 1994	KANSAS CITY 27, Pittsburgh 24	71:03
Jan. 19, 2002	NEW ENGLAND 16, Oakland 13	68:29
Dec. 28, 1958	Bal. Colts 23, N.Y. GIANTS 17	68:15
Jan. 3, 1988	HOU. OILERS 23, Seattle 20	68:05
Jan. 22, 2012	N.Y. Giants 20, SAN FRANCISCO 17	67:54
Jan. 3, 2009	S.D. CHARGERS 23, Indianapolis 17	66:12
Jan. 11, 1987	Denver 23, CLE. BROWNS 20	65:38
Jan. 14, 2007	CHI. BEARS 27, Seattle 24	64:53
Jan. 20, 2019	New England 37, KANSAS CITY 31	64:52
Jan. 11, 2004	PHILADELPHIA 20, Green Bay 17	64:48
Jan. 24, 2010	NEW ORLEANS 31, Minnesota 28	64:45
Jan. 4, 2004	GREEN BAY 33, Seattle 27	64:25
Jan. 5, 2020	Minnesota 26, NEW ORLEANS 20	64:20
Feb. 5, 2017	New England 34, Atlanta 28	*63:58
Dec. 31, 1989	Pittsburgh 26, HOU. OILERS 23	63:26
Jan. 18, 2015	SEATTLE 28, Green Bay 22	63:19
Jan. 20, 2019	L.A. Rams 26, NEW ORLEANS 23	63:17
Jan. 3, 1993	BUFFALO 41, Hou. Oilers 38	63:06
Jan. 20, 2008	N.Y. Giants 23, GREEN BAY 20	62:26
Jan. 11, 2003	TENNESSEE 34, Pittsburgh 31	62:15
Jan. 10, 2010	ARIZONA 51, Green Bay 45	61:18
Jan. 7, 1990	L.A. Rams 19, N.Y. GIANTS 13	61:06
Jan. 16, 2016	ARIZONA 26, Green Bay 20	61:05
Jan. 8, 2012	DENVER 29, Pittsburgh 23	60:11

Home team in CAPS; *Super Bowl LI

For capsules of all 35 postseason overtime games dating back to 1958, please visit www.NFL.com.

OVERTIME GAME SUMMARY—1974-2020

There have been 608 overtime games in regular-season play since the rule was adopted in 1974 (10 in 2020 season).

RESULTS

316 (4) times the team that won the toss won the game (52.0%).

266 (5) times the team that lost the toss won the game (43.8%).

26 (1) games ended tied (4.3%). Last time: 9/27/20, Cincinnati 23 vs. Philadelphia 23

POSSESSIONS

443 (9) times both teams had at least one possession (72.9%).

161 (1) times the team that won the toss drove for the winning score on first possession (105 FG, 56 TD) (26.5%).

3 (0) times the team that won the toss elected to kick or defer and the team receiving the ball drove for winning score on first possession (0.5%).

1 (0) time team that won toss elected to receive and lost without other team owning possession (0.2%).

Other miscellaneous situations:

11 (0) times the defense or special teams won without registering an official possession (7 INT, 2 blocked punts, 1 FR, 1 blocked FG (1.8%).

1 (0) time the special teams forced a fumble on the opening kickoff and drove for winning score (0.2%).

1 (0) time the punting team recovered a muffed punt and drove for winning score with team muffing punt having no official possession (0.2%).

SCORING

419 (6) games were won with a FG kick (68.9%).

160 (3) games were won with a touchdown (26.3%).

3 (0) games were won with a safety (0.5%).

26 (1) games ended tied (4.3%). Last time: 9/27/20, Cincinnati 23 vs. Philadelphia 23

COIN TOSS

595 (10) times the team that won the toss elected to receive (97.9%).

13 (1) times the team that won the toss elected to kick or defer (6 wins) (2.1%).

Note: The number in parentheses is the 2020 season total.

MOST OVERTIME GAMES, SEASON

5	Green Bay Packers, 1983
4	Denver Broncos, 1985, 2007
	Cleveland Browns, 1989, 2018
	Minnesota Vikings, 1994, 1995
	Arizona Cardinals, 1995, 1997, 2011
	San Francisco 49ers, 2001
	Atlanta Falcons, 2002
	San Diego Chargers, 2002
	Carolina Panthers, 2003
	Washington Redskins, 2010

LONGEST CONSECUTIVE-GAME STREAKS WITHOUT OVERTIME (Current)

89 Carolina Panthers (Last OT Game, 11/2/15 vs. Indianapolis Colts)

(Record: 110, St. Louis/Phoenix Cardinals, 12/7/86-12/19/93)

There have been 37 overtime postseason games dating back to 1958. In 26 cases, both teams had at least one possession. Last OT postseason game: 1/5/20, Minnesota 26, New Orleans 20 (NFC Wild Card Game)

OVERTIME GAMES**SHORTEST OVERTIME GAMES**

0:11	*DENVER 29, Pittsburgh 23; 1/8/12 (Wild Card)
0:13	NEW ORLEANS 26, Dallas 20; 10/4/15
0:14	N.Y. Jets 37, BUFFALO 31; 9/8/02
0:16	CHI. BEARS 37, San Francisco 31; 10/28/01
0:16	Green Bay 19, DENVER 13; 10/29/07
0:17	Minnesota 19, TAMPA BAY 13; 10/26/14
0:17	NEW ORLEANS 20, Seattle 17; 11/16/97
0:21	Chi. Bears 23, DETROIT 17; 11/27/80
0:30	Bal. Colts 29, NEW ENGLAND 23; 9/4/83
0:34	S.D. Chargers 23, WASHINGTON 17; 11/27/05
0:52	DENVER 22, Minnesota 19; 12/30/07
0:55	N.Y. Giants 16, PHILADELPHIA 10; 9/29/85
0:55	PITTSBURGH 16, Kansas City 13; 11/12/12

*Postseason game

**LONGEST OVERTIME GAMES
(ALL POSTSEASON GAMES)**

22:40	Miami 27, KANSAS CITY 24; 12/25/71
17:54	Dal. Texans 20, HOU. OILERS 17; 12/23/62
17:02	CLE. BROWNS 23, N.Y. Jets 20; 1/3/87
16:42	Bal. Ravens 38, DENVER 35; 1/12/13
15:43	Oakland 37, BAL. COLTS 31; 12/24/77
15:10	Carolina 29, STL. RAMS 23; 1/10/04

OVERTIME SCORING SUMMARY

419	games were won with a FG kick
80	games were won with a touchdown pass
48	games were won with a touchdown run
20	were won with an interception-return TD (Atlanta 40, New Orleans 34, 9/2/79; Atlanta 47, Green Bay 41, 11/27/83; N.Y. Giants 16, Philadelphia 10, 9/29/85; Indianapolis 23, Cle. Browns 17, 12/10/89; Cle. Browns 30, S.D. Chargers 24, 10/20/91; Kansas City 23, Oakland 17, 9/17/95; N.Y. Giants 27, Arizona 21, 10/8/95; Washington 36, Detroit 30, 10/22/95; Arizona 20, Seattle 14, 10/29/95; Cincinnati 34, Detroit 28, 9/13/98; N.Y. Giants 23, Philadelphia 17, 10/31/99; Chi. Bears 37, San Francisco 31, 10/28/01; Chi. Bears 27, Cle. Browns 21, 11/4/01; New Orleans 26, Tampa Bay 20, 9/8/02; Atlanta 20, Carolina 14, 12/7/03; Jacksonville 23, Pittsburgh 17, 10/16/05; Chi. Bears 19, Detroit 13, 10/30/05; Bal. Ravens 34, Hou. Texans 28, 12/13/10; Atlanta 25, Washington 19, 10/11/15; Atlanta 28, Tampa Bay 22, 12/29/19).
4	games were won with a fumble-recovery TD (Bal. Colts 29, New England 23, 9/4/83; Denver 36, Seattle 30, 12/19/99; San Francisco 37, Arizona 31, 11/24/07; Minnesota 19, Tampa Bay 13, 10/26/14)
3	games were won with a safety (Minnesota 23, L.A. Rams 21, 11/5/89; Chi. Bears 19, Tennessee 17, 11/14/04; Miami 22, Cincinnati 20, 10/31/13)
2	games were won with a fake field goal/touchdown pass (Minnesota 22, Chi. Bears 16, 10/16/77; Cle. Browns 23, Minnesota 17, 12/17/89)
2	games were won with a kickoff-return TD (Chi. Bears 23, Detroit 17, 11/27/80; N.Y. Jets 37, Buffalo 31, 9/8/02)
2	games were won with a punt-return TD (Kansas City 29, S.D. Chargers 23, 10/9/95; Arizona 19, St.L. Rams 13, 11/6/11)
1	game was won with a fake field goal/touchdown run (L.A. Rams 27, Minnesota 21, 12/2/79)
1	game was won with a TD return of a blocked FG attempt (Denver 30, S.D. Chargers 24, 11/17/85)
1	game was won with a TD return by kicker, who recovered his own blocked FG attempt (Green Bay 12, Chi. Bears 6, 9/7/80)
1	game was won with a TD return by kicking team after blocked FG attempt (Philadelphia 23, N.Y. Giants 17, 11/20/88)

1	game was won with a TD return of a blocked punt (Arizona 30, Dallas 24, 10/12/08)
26	ended tied

Note: The 80 games won with TD passes include the two won on fake FG attempts; the 48 games won with TD runs include the one won on fake FG attempt.

**OVERTIME RECORDS (REGULAR SEASON)
Longest Touchdown Pass**

99 Yards	— Ron Jaworski to Mike Quick, Philadelphia 23, Atlanta 17 (11/10/85)
87 Yards	— Teddy Bridgewater to Jarius Wright, Minnesota 30, N.Y. Jets 24 (12/7/14)
82 Yards	— Tom Brady to Troy Brown, New England 19, Miami 13 (10/19/03); Brett Favre to Greg Jennings, Green Bay 19, Denver 13 (10/29/07)
80 Yards	— Drew Brees to C.J. Spiller, New Orleans 26, Dallas 20 (10/4/15)
76 Yards	— Troy Aikman to Raghib Ismail, Dallas 41, Washington 35 (9/12/99)

Longest Touchdown Run

96 Yards	— Garrison Hearst, San Francisco 36, N.Y. Jets 30 (9/6/98)
60 Yards	— Herschel Walker, Dallas 23, New England 17 (11/15/87)
50 Yards	— Rashard Mendenhall, Pittsburgh 15, Atlanta 9 (9/12/10)

Longest Field Goal

59 Yards	— Chandler Catanzaro, Tampa Bay 26, Cle. Browns 23 (10/21/18)
58 Yards	— Harrison Butker, Kansas City 23, L.A. Chargers 20 (9/20/20)
57 Yards	— Sebastian Janikowski, Oakland 16, N.Y. Jets 13 (10/19/08)

Longest Touchdown Plays

99 Yards	— (Pass) Ron Jaworski to Mike Quick, Philadelphia 23, Atlanta 17 (11/10/85)
99 Yards	— (Punt return) Patrick Peterson, Arizona 19, St.L. Rams 13 (11/6/11)
96 Yards	— (Run) Garrison Hearst, San Francisco 36, N.Y. Jets 30 (9/6/98)
96 Yards	— (Kickoff return) Chad Morton, N.Y. Jets 37, Buffalo 31 (9/8/02)
95 Yards	— (Kickoff return) Dave Williams, Chi. Bears 23, Detroit 17 (11/27/80)

OVERTIME PROCEDURES

MODIFIED SUDDEN-DEATH OVERTIME

For the 2010 postseason, the NFL installed a modified sudden-death system to determine the winner when the score is tied at the end of regulation. In 2012, the system was expanded to cover all NFL games, including regular-season and preseason games.

Modified sudden death guarantees each team a possession or the opportunity to possess, unless the team that receives the opening kickoff scores a touchdown on its initial possession.

Key Definitions:

Possession: Actual possession of the ball with complete control. The defense gains possession when it catches, intercepts, or recovers a loose ball.

Opportunity to possess: The opportunity to possess occurs only during kicking plays. A kickoff is an opportunity to possess for the receiving team. If the kicking team legally recovers the kick, the receiving team is considered to have had its opportunity. A punt or a field goal that crosses the line of scrimmage and is muffed by the receiving team is considered to be an opportunity to possess for the receivers. Normal touching rules by the kicking team apply.

REGULAR SEASON

At the end of regulation time, the Referee will immediately toss coin at center of field in accordance with rules pertaining to the usual pregame toss. The captain of the visiting team will call the toss prior to the coin being flipped.

Following a three-minute intermission after the end of the regulation game, there shall be a maximum of one 10-minute period. Each team must possess or have the opportunity to possess the ball unless the team that has the ball first scores a touchdown on its initial possession. Play continues in sudden death until a winner is determined, and the game automatically ends upon any score (by safety, field goal, or touchdown) or when a score is awarded by Referee for a palpably unfair act. Each team shall be entitled to two timeouts, and if there is an excess timeout, the usual rules shall apply. Try is not attempted if touchdown scored. Disqualified players are not allowed to return.

If the score is tied at the end of a 10-minute overtime period, the game shall result in a tie.

Instant Replay: No challenges. Reviews to be initiated by the replay official.

POSTSEASON

At the end of regulation time, the Referee will immediately toss coin at center of field in accordance with rules pertaining to the usual pregame toss. The captain of the visiting team will call the toss prior to the coin being flipped.

Following a three-minute intermission after the end of the regulation game, play will be continued in 15-minute periods until a winner is declared. Each team must possess or have the opportunity to possess the ball unless the team that has the ball first scores a touchdown on its initial possession. Play continues in sudden death until a winner is determined, and the game automatically ends upon any score (by safety, field goal, or touchdown) or when a score is awarded by Referee for a palpably unfair act. Each team has three timeouts per half and all general timing provisions apply as during a regular game. Try is not attempted if touchdown scored. Disqualified players are not allowed to return.

Instant Replay: No challenges. Reviews to be initiated by the replay official.

INSIDE THE NUMBERS

ALL-TIME REGULAR-SEASON RECORDS OF CURRENT NFL TEAMS

AFC

BALTIMORE RAVENS

Season	All Games			Home Games			Road Games		
	W	L	T	W	L	T	W	L	T
1996	4	12		4	4		0	8	
1997	6	9	1	3	4	1	3	5	
1998	6	10		4	4		2	6	
1999	8	8		4	4		4	4	
2000	12	4		6	2		6	2	
2001	10	6		6	2		4	4	
2002	7	9		4	4		3	5	
2003	10	6		7	1		3	5	
2004	9	7		6	2		3	5	
2005	6	10		6	2		0	8	
2006	13	3		7	1		6	2	
2007	5	11		4	4		1	7	
2008	11	5		6	2		5	3	
2009	9	7		6	2		3	5	
2010	12	4		7	1		5	3	
2011	12	4		8	0		4	4	
2012	10	6		6	2		4	4	
2013	8	8		6	2		2	6	
2014	10	6		6	2		4	4	
2015	5	11		3	5		2	6	
2016	8	8		6	2		2	6	
2017	9	7		5	3		4	4	
2018	10	6		6	2		4	4	
2019	14	2		7	1		7	1	
2020	11	5		5	3		6	2	
Total	225	174	1	138	61	1	87	113	

BUFFALO BILLS

Season	All Games			Home Games			Road Games		
	W	L	T	W	L	T	W	L	T
1960	5	8	1	3	4		2	4	1
1961	6	8		2	5		4	3	
1962	7	6	1	3	3	1	4	3	
1963	7	6	1	4	2	1	3	4	
1964	12	2		6	1		6	1	
1965	10	3	1	5	2		5	1	1
1966	9	4	1	4	2	1	5	2	
1967	4	10		2	5		2	5	
1968	1	12	1	1	6		0	6	1
1969	4	10		4	3		0	7	
1970	3	10	1	1	6		2	4	1
1971	1	13		1	6		0	7	
1972	4	9	1	2	4	1	2	5	
1973	9	5		5	2		4	3	
1974	9	5		5	2		4	3	
1975	8	6		3	4		5	2	
1976	2	12		1	6		1	6	
1977	3	11		1	6		2	5	
1978	5	11		4	4		1	7	
1979	7	9		3	5		4	4	
1980	11	5		6	2		5	3	
1981	10	6		7	1		3	5	
1982	4	5		4	1		0	4	
1983	8	8		3	5		5	3	
1984	2	14		2	6		0	8	
1985	2	14		2	6		0	8	
1986	4	12		3	5		1	7	
1987	7	8		4	4		3	4	
1988	12	4		8	0		4	4	
1989	9	7		6	2		3	5	
1990	13	3		8	0		5	3	
1991	13	3		7	1		6	2	
1992	11	5		6	2		5	3	
1993	12	4		6	2		6	2	
1994	7	9		4	4		3	5	
1995	10	6		6	2		4	4	

Season	All Games			Home Games			Road Games		
	W	L	T	W	L	T	W	L	T
1996	10	6		7	1		3	5	
1997	6	10		4	4		2	6	
1998	10	6		6	2		4	4	
1999	11	5		6	2		5	3	
2000	8	8		5	3		3	5	
2001	3	13		1	7		2	6	
2002	8	8		5	3		3	5	
2003	6	10		4	4		2	6	
2004	9	7		5	3		4	4	
2005	5	11		4	4		1	7	
2006	7	9		4	4		3	5	
2007	7	9		4	4		3	5	
2008	7	9		3	5		4	4	
2009	6	10		3	5		3	5	
2010	4	12		2	6		2	6	
2011	6	10		5	3		1	7	
2012	6	10		4	4		2	6	
2013	6	10		4	4		2	6	
2014	9	7		5	3		4	4	
2015	8	8		5	3		3	5	
2016	7	9		4	4		3	5	
2017	9	7		6	2		3	5	
2018	6	10		4	4		2	6	
2019	10	6		4	4		6	2	
2020	13	3		7	1		6	2	
Total	438	486	8	253	210	4	185	276	4

CINCINNATI BENGALS

Season	All Games			Home Games			Road Games		
	W	L	T	W	L	T	W	L	T
1968	3	11		2	5		1	6	
1969	4	9	1	4	3		0	6	1
1970	8	6		5	2		3	4	
1971	4	10		3	4		1	6	
1972	8	6		4	3		4	3	
1973	10	4		7	0		3	4	
1974	7	7		4	3		3	4	
1975	11	3		6	1		5	2	
1976	10	4		6	1		4	3	
1977	8	6		5	2		3	4	
1978	4	12		3	5		1	7	
1979	4	12		4	4		0	8	
1980	6	10		3	5		3	5	
1981	12	4		6	2		6	2	
1982	7	2		4	0		3	2	
1983	7	9		4	4		3	5	
1984	8	8		5	3		3	5	
1985	7	9		5	3		2	6	
1986	10	6		6	2		4	4	
1987	4	11		1	7		3	4	
1988	12	4		8	0		4	4	
1989	8	8		5	3		3	5	
1990	9	7		5	3		4	4	
1991	3	13		3	5		0	8	
1992	5	11		3	5		2	6	
1993	3	13		3	5		0	8	
1994	3	13		2	6		1	7	
1995	7	9		3	5		4	4	
1996	8	8		6	2		2	6	
1997	7	9		6	2		1	7	
1998	3	13		1	7		2	6	
1999	4	12		2	6		2	6	
2000	4	12		3	5		1	7	
2001	6	10		4	4		2	6	
2002	2	14		1	7		1	7	
2003	8	8		5	3		3	5	
2004	8	8		5	3		3	5	
2005	11	5		5	3		6	2	
2006	8	8		4	4		4	4	
2007	7	9		5	3		2	6	
2008	4	11	1	3	4	1	1	7	

INSIDE THE NUMBERS

Season	All Games			Home Games			Road Games		
	W	L	T	W	L	T	W	L	T
2009	10	6		6	2		4	4	
2010	4	12		3	5		1	7	
2011	9	7		4	4		5	3	
2012	10	6		4	4		6	2	
2013	11	5		8	0		3	5	
2014	10	5	1	5	2	1	5	3	
2015	12	4		6	2		6	2	
2016	6	9	1	4	3	1	2	6	
2017	7	9		4	4		3	5	
2018	6	10		4	4		2	6	
2019	2	14		2	6		0	8	
2020	4	11	1	3	5		1	6	1
Total	363	452	5	222	185	3	141	267	2

Season	All Games			Home Games			Road Games		
	W	L	T	W	L	T	W	L	T
2006	4	12		2	6		2	6	
2007	10	6		7	1		3	5	
2008	4	12		1	7		3	5	
2009	5	11		3	5		2	6	
2010	5	11		3	5		2	6	
2011	4	12		3	5		1	7	
2012	5	11		4	4		1	7	
2013	4	12		3	5		1	7	
2014	7	9		4	4		3	5	
2015	3	13		2	6		1	7	
2016	1	15		1	7		0	8	
2017	0	16		0	8		0	8	
2018	7	8	1	5	2	1	2	6	
2019	6	10		4	4		2	6	
2020	11	5		6	2		5	3	
Total	486	505	11	268	226	6	218	279	5

CLEVELAND BROWNS*

Season	All Games			Home Games			Road Games		
	W	L	T	W	L	T	W	L	T
1950	10	2		5	1		5	1	
1951	11	1		6	0		5	1	
1952	8	4		4	2		4	2	
1953	11	1		6	0		5	1	
1954	9	3		5	1		4	2	
1955	9	2	1	5	1		4	1	1
1956	5	7		1	5		4	2	
1957	9	2	1	6	0		3	2	1
1958	9	3		4	2		5	1	
1959	7	5		3	3		4	2	
1960	8	3	1	4	2		4	1	1
1961	8	5	1	4	3		4	2	1
1962	7	6	1	4	2	1	3	4	
1963	10	4		5	2		5	2	
1964	10	3	1	5	1	1	5	2	
1965	11	3		5	2		6	1	
1966	9	5		5	2		4	3	
1967	9	5		6	1		3	4	
1968	10	4		5	2		5	2	
1969	10	3	1	5	1	1	5	2	
1970	7	7		4	3		3	4	
1971	9	5		4	3		5	2	
1972	10	4		4	3		6	1	
1973	7	5	2	5	1	1	2	4	1
1974	4	10		3	4		1	6	
1975	3	11		3	4		0	7	
1976	9	5		6	1		3	4	
1977	6	8		2	5		4	3	
1978	8	8		5	3		3	5	
1979	9	7		5	3		4	4	
1980	11	5		6	2		5	3	
1981	5	11		3	5		2	6	
1982	4	5		2	2		2	3	
1983	9	7		6	2		3	5	
1984	5	11		2	6		3	5	
1985	8	8		5	3		3	5	
1986	12	4		6	2		6	2	
1987	10	5		5	2		5	3	
1988	10	6		6	2		4	4	
1989	9	6	1	5	2	1	4	4	
1990	3	13		2	6		1	7	
1991	6	10		3	5		3	5	
1992	7	9		4	4		3	5	
1993	7	9		4	4		3	5	
1994	11	5		6	2		5	3	
1995	5	11		3	5		2	6	
1999	2	14		0	8		2	6	
2000	3	13		2	6		1	7	
2001	7	9		4	4		3	5	
2002	9	7		3	5		6	2	
2003	5	11		2	6		3	5	
2004	4	12		3	5		1	7	
2005	6	10		4	4		2	6	

**Did not play from 1996-98.*

DENVER BRONCOS

Season	All Games			Home Games			Road Games		
	W	L	T	W	L	T	W	L	T
1960	4	9	1	2	4	1	2	5	
1961	3	11		2	5		1	6	
1962	7	7		3	4		4	3	
1963	2	11	1	2	5		0	6	1
1964	2	11	1	2	4	1	0	7	
1965	4	10		2	5		2	5	
1966	4	10		3	4		1	6	
1967	3	11		1	6		2	5	
1968	5	9		3	4		2	5	
1969	5	8	1	4	2	1	1	6	
1970	5	8	1	3	3	1	2	5	
1971	4	9	1	2	4	1	2	5	
1972	5	9		3	4		2	5	
1973	7	5	2	3	3	1	4	2	1
1974	7	6	1	3	3	1	4	3	
1975	6	8		5	2		1	6	
1976	9	5		6	1		3	4	
1977	12	2		6	1		6	1	
1978	10	6		6	2		4	4	
1979	10	6		6	2		4	4	
1980	8	8		4	4		4	4	
1981	10	6		8	0		2	6	
1982	2	7	1	1	4	1	1	3	
1983	9	7		6	2		3	5	
1984	13	3		7	1		6	2	
1985	11	5		6	2		5	3	
1986	11	5		7	1		4	4	
1987	10	4	1	7	1		3	3	1
1988	8	8		6	2		2	6	
1989	11	5		6	2		5	3	
1990	5	11		4	4		1	7	
1991	12	4		7	1		5	3	
1992	8	8		7	1		1	7	
1993	9	7		5	3		4	4	
1994	7	9		4	4		3	5	
1995	8	8		6	2		2	6	
1996	13	3		8	0		5	3	
1997	12	4		8	0		4	4	
1998	14	2		8	0		6	2	
1999	6	10		3	5		3	5	
2000	11	5		6	2		5	3	
2001	8	8		6	2		2	6	
2002	9	7		5	3		4	4	
2003	10	6		6	2		4	4	
2004	10	6		6	2		4	4	
2005	13	3		8	0		5	3	
2006	9	7		4	4		5	3	
2007	7	9		5	3		2	6	
2008	8	8		4	4		4	4	

INSIDE THE NUMBERS

Season	All Games			Home Games			Road Games		
	W	L	T	W	L	T	W	L	T
2009	8	8		4	4		4	4	
2010	4	12		3	5		1	7	
2011	8	8		3	5		5	3	
2012	13	3		7	1		6	2	
2013	13	3		7	1		6	2	
2014	12	4		8	0		4	4	
2015	12	4		6	2		6	2	
2016	9	7		5	3		4	4	
2017	5	11		4	4		1	7	
2018	6	10		3	5		3	5	
2019	7	9		5	3		2	6	
2020	5	11		2	6		3	5	
	488	434	10	292	168	7	196	266	3

HOUSTON TEXANS

Season	All Games			Home Games			Road Games		
	W	L	T	W	L	T	W	L	T
2002	4	12		2	6		2	6	
2003	5	11		3	5		2	6	
2004	7	9		3	5		4	4	
2005	2	14		2	6		0	8	
2006	6	10		4	4		2	6	
2007	8	8		6	2		2	6	
2008	8	8		6	2		2	6	
2009	9	7		4	4		5	3	
2010	6	10		4	4		2	6	
2011	10	6		5	3		5	3	
2012	12	4		6	2		6	2	
2013	2	14		1	7		1	7	
2014	9	7		5	3		4	4	
2015	9	7		5	3		4	4	
2016	9	7		7	1		2	6	
2017	4	12		3	5		1	7	
2018	11	5		6	2		5	3	
2019	10	6		5	3		5	3	
2020	4	12		2	6		2	6	
	135	169		79	73		56	96	

INDIANAPOLIS COLTS*

Season	All Games			Home Games			Road Games		
	W	L	T	W	L	T	W	L	T
1953	3	9		2	4		1	5	
1954	3	9		2	4		1	5	
1955	5	6	1	4	1	1	1	5	
1956	5	7		4	2		1	5	
1957	7	5		4	2		3	3	
1958	9	3		6	0		3	3	
1959	9	3		4	2		5	1	
1960	6	6		4	2		2	4	
1961	8	6		5	2		3	4	
1962	7	7		3	4		4	3	
1963	8	6		4	3		4	3	
1964	12	2		7	1		5	1	
1965	10	3	1	5	2		5	1	1
1966	9	5		5	2		4	3	
1967	11	1	2	6	0	1	5	1	1
1968	13	1		6	1		7	0	
1969	8	5	1	4	2	1	4	3	
1970	11	2	1	5	1	1	6	1	
1971	10	4		5	2		5	2	
1972	5	9		2	5		3	4	
1973	4	10		3	4		1	6	
1974	2	12		0	7		2	5	
1975	10	4		5	2		5	2	
1976	11	3		6	1		5	2	
1977	10	4		6	1		4	3	
1978	5	11		2	6		3	5	
1979	5	11		3	5		2	6	
1980	7	9		2	6		5	3	
1981	2	14		1	7		1	7	
1982	0	8	1	0	3	1	0	5	

Season	All Games			Home Games			Road Games		
	W	L	T	W	L	T	W	L	T
1983	7	9		3	5		4	4	
1984	4	12		2	6		2	6	
1985	5	11		4	4		1	7	
1986	3	13		1	7		2	6	
1987	9	6		4	4		5	2	
1988	9	7		6	2		3	5	
1989	8	8		6	2		2	6	
1990	7	9		3	5		4	4	
1991	1	15		0	8		1	7	
1992	9	7		4	4		5	3	
1993	4	12		2	6		2	6	
1994	8	8		5	3		3	5	
1995	9	7		5	3		4	4	
1996	9	7		6	2		3	5	
1997	3	13		2	6		1	7	
1998	3	13		3	5		0	8	
1999	13	3		7	1		6	2	
2000	10	6		6	2		4	4	
2001	6	10		3	5		3	5	
2002	10	6		5	3		5	3	
2003	12	4		5	3		7	1	
2004	12	4		7	1		5	3	
2005	14	2		7	1		7	1	
2006	12	4		8	0		4	4	
2007	13	3		6	2		7	1	
2008	12	4		6	2		6	2	
2009	14	2		7	1		7	1	
2010	10	6		6	2		4	4	
2011	2	14		2	6		0	8	
2012	11	5		7	1		4	4	
2013	11	5		6	2		5	3	
2014	11	5		6	2		5	3	
2015	8	8		4	4		4	4	
2016	8	8		4	4		4	4	
2017	4	12		3	5		1	7	
2018	10	6		6	2		4	4	
2019	7	9		5	3		2	6	
2020	11	5		6	2		5	3	
	534	473	7	293	210	5	241	263	2

*includes Baltimore Colts (1953-83).

JACKSONVILLE JAGUARS

Season	All Games			Home Games			Road Games		
	W	L	T	W	L	T	W	L	T
1995	4	12		2	6		2	6	
1996	9	7		7	1		2	6	
1997	11	5		7	1		4	4	
1998	11	5		7	1		4	4	
1999	14	2		7	1		7	1	
2000	7	9		4	4		3	5	
2001	6	10		3	5		3	5	
2002	6	10		3	5		3	5	
2003	5	11		5	3		0	8	
2004	9	7		4	4		5	3	
2005	12	4		6	2		6	2	
2006	8	8		6	2		2	6	
2007	11	5		6	2		5	3	
2008	5	11		2	6		3	5	
2009	7	9		5	3		2	6	
2010	8	8		5	3		3	5	
2011	5	11		4	4		1	7	
2012	2	14		1	7		1	7	
2013	4	12		1	7		3	5	
2014	3	13		3	5		0	8	
2015	5	11		4	4		1	7	
2016	3	13		2	6		1	7	
2017	10	6		6	2		4	4	
2018	5	11		3	5		2	6	
2019	6	10		3	5		3	5	
2020	1	15		1	7		0	8	
	177	239		107	101		70	138	

INSIDE THE NUMBERS

KANSAS CITY CHIEFS*

Season	All Games			Home Games			Road Games		
	W	L	T	W	L	T	W	L	T
1960	8	6		5	2		3	4	
1961	6	8		4	3		2	5	
1962	11	3		6	1		5	2	
1963	5	7	2	4	3		1	4	2
1964	7	7		4	3		3	4	
1965	7	5	2	5	2		2	3	2
1966	11	2	1	4	2	1	7	0	
1967	9	5		4	3		5	2	
1968	12	2		6	1		6	1	
1969	11	3		6	1		5	2	
1970	7	5	2	4	1	2	3	4	
1971	10	3	1	7	0		3	3	1
1972	8	6		3	4		5	2	
1973	7	5	2	5	1	1	2	4	1
1974	5	9		1	6		4	3	
1975	5	9		3	4		2	5	
1976	5	9		1	6		4	3	
1977	2	12		1	6		1	6	
1978	4	12		3	5		1	7	
1979	7	9		3	5		4	4	
1980	8	8		3	5		5	3	
1981	9	7		5	3		4	4	
1982	3	6		2	2		1	4	
1983	6	10		5	3		1	7	
1984	8	8		5	3		3	5	
1985	6	10		5	3		1	7	
1986	10	6		6	2		4	4	
1987	4	11		3	4		1	7	
1988	4	11	1	4	4		0	7	1
1989	8	7	1	5	3		3	4	1
1990	11	5		6	2		5	3	
1991	10	6		6	2		4	4	
1992	10	6		7	1		3	5	
1993	11	5		7	1		4	4	
1994	9	7		5	3		4	4	
1995	13	3		8	0		5	3	
1996	9	7		5	3		4	4	
1997	13	3		8	0		5	3	
1998	7	9		5	3		2	6	
1999	9	7		6	2		3	5	
2000	7	9		5	3		2	6	
2001	6	10		3	5		3	5	
2002	8	8		6	2		2	6	
2003	13	3		8	0		5	3	
2004	7	9		4	4		3	5	
2005	10	6		7	1		3	5	
2006	9	7		6	2		3	5	
2007	4	12		2	6		2	6	
2008	2	14		1	7		1	7	
2009	4	12		1	7		3	5	
2010	10	6		7	1		3	5	
2011	7	9		3	5		4	4	
2012	2	14		1	7		1	7	
2013	11	5		5	3		6	2	
2014	9	7		6	2		3	5	
2015	11	5		6	2		5	3	
2016	12	4		6	2		6	2	
2017	10	6		6	2		4	4	
2018	12	4		7	1		5	3	
2019	12	4		5	3		7	1	
2020	14	2		6	2		8	0	
	495	425	12	286	175	4	209	250	8

*includes Dallas Texans (1960-62).

LAS VEGAS RAIDERS*

Season	All Games			Home Games			Road Games		
	W	L	T	W	L	T	W	L	T
1960	6	8		3	4		3	4	
1961	2	12		1	6		1	6	

Season	All Games			Home Games			Road Games		
	W	L	T	W	L	T	W	L	T
1962	1	13		1	6		0	7	
1963	10	4		6	1		4	3	
1964	5	7	2	5	2		0	5	2
1965	8	5	1	5	2		3	3	1
1966	8	5	1	3	3	1	5	2	
1967	13	1		7	0		6	1	
1968	12	2		6	1		6	1	
1969	12	1	1	7	0		5	1	1
1970	8	4	2	6	1		2	3	2
1971	8	4	2	5	1	1	3	3	1
1972	10	3	1	5	1	1	5	2	
1973	9	4	1	5	2		4	2	1
1974	12	2		6	1		6	1	
1975	11	3		6	1		5	2	
1976	13	1		7	0		6	1	
1977	11	3		6	1		5	2	
1978	9	7		4	4		5	3	
1979	9	7		6	2		3	5	
1980	11	5		6	2		5	3	
1981	7	9		4	4		3	5	
1982	8	1		4	0		4	1	
1983	12	4		6	2		6	2	
1984	11	5		6	2		5	3	
1985	12	4		7	1		5	3	
1986	8	8		3	5		5	3	
1987	5	10		3	5		2	5	
1988	7	9		3	5		4	4	
1989	8	8		7	1		1	7	
1990	12	4		6	2		6	2	
1991	9	7		5	3		4	4	
1992	7	9		5	3		2	6	
1993	10	6		5	3		5	3	
1994	9	7		4	4		5	3	
1995	8	8		4	4		4	4	
1996	7	9		4	4		3	5	
1997	4	12		2	6		2	6	
1998	8	8		4	4		4	4	
1999	8	8		5	3		3	5	
2000	12	4		7	1		5	3	
2001	10	6		5	3		5	3	
2002	11	5		6	2		5	3	
2003	4	12		4	4		0	8	
2004	5	11		3	5		2	6	
2005	4	12		2	6		2	6	
2006	2	14		2	6		0	8	
2007	4	12		2	6		2	6	
2008	5	11		2	6		3	5	
2009	5	11		2	6		3	5	
2010	8	8		5	3		3	5	
2011	8	8		3	5		5	3	
2012	4	12		3	5		1	7	
2013	4	12		3	5		1	7	
2014	3	13		3	5		0	8	
2015	7	9		3	5		4	4	
2016	12	4		6	2		6	2	
2017	6	10		4	4		2	6	
2018	4	12		3	5		1	7	
2019	7	9		5	3		2	6	
2020	8	8		2	6		6	2	
	481	440	11	268	195	3	213	245	8

*includes Oakland Raiders (1960-81, 1995-2019) and Los Angeles Raiders (1982-94).

LOS ANGELES CHARGERS*

Season	All Games			Home Games			Road Games		
	W	L	T	W	L	T	W	L	T
1960	10	4		5	2		5	2	
1961	12	2		6	1		6	1	
1962	4	10		3	4		1	6	
1963	11	3		6	1		5	2	

INSIDE THE NUMBERS

Season	All Games			Home Games			Road Games			Season	All Games			Home Games			Road Games		
	W	L	T	W	L	T	W	L	T		W	L	T	W	L	T	W	L	T
1964	8	5	1	4	3		4	2	1	1973	12	2		7	0		5	2	
1965	9	2	3	4	1	2	5	1	1	1974	11	3		7	0		4	3	
1966	7	6	1	5	2		2	4	1	1975	10	4		5	2		5	2	
1967	8	5	1	5	2	1	3	3		1976	6	8		3	4		3	4	
1968	9	5		4	3		5	2		1977	10	4		6	1		4	3	
1969	8	6		5	2		3	4		1978	11	5		7	1		4	4	
1970	5	6	3	2	3	2	3	3	1	1979	10	6		6	2		4	4	
1971	6	8		6	1		0	7		1980	8	8		5	3		3	5	
1972	4	9	1	2	5		2	4	1	1981	11	4	1	6	1	1	5	3	
1973	2	11	1	2	5		0	6	1	1982	7	2		4	0		3	2	
1974	5	9		3	4		2	5		1983	12	4		7	1		5	3	
1975	2	12		1	6		1	6		1984	14	2		7	1		7	1	
1976	6	8		3	4		3	4		1985	12	4		8	0		4	4	
1977	7	7		3	4		4	3		1986	8	8		4	4		4	4	
1978	9	7		5	3		4	4		1987	8	7		4	3		4	4	
1979	12	4		7	1		5	3		1988	6	10		4	4		2	6	
1980	11	5		6	2		5	3		1989	8	8		4	4		4	4	
1981	10	6		5	3		5	3		1990	12	4		7	1		5	3	
1982	6	3		3	1		3	2		1991	8	8		5	3		3	5	
1983	6	10		4	4		2	6		1992	11	5		6	2		5	3	
1984	7	9		4	4		3	5		1993	9	7		4	4		5	3	
1985	8	8		6	2		2	6		1994	10	6		6	2		4	4	
1986	4	12		2	6		2	6		1995	9	7		5	3		4	4	
1987	8	7		4	3		4	4		1996	8	8		4	4		4	4	
1988	6	10		3	5		3	5		1997	9	7		6	2		3	5	
1989	6	10		4	4		2	6		1998	10	6		7	1		3	5	
1990	6	10		3	5		3	5		1999	9	7		5	3		4	4	
1991	4	12		3	5		1	7		2000	11	5		5	3		6	2	
1992	11	5		6	2		5	3		2001	11	5		7	1		4	4	
1993	8	8		4	4		4	4		2002	9	7		7	1		2	6	
1994	11	5		5	3		6	2		2003	10	6		4	4		6	2	
1995	9	7		5	3		4	4		2004	4	12		3	5		1	7	
1996	8	8		5	3		3	5		2005	9	7		5	3		4	4	
1997	4	12		2	6		2	6		2006	6	10		4	4		2	6	
1998	5	11		4	4		1	7		2007	1	15		1	7		0	8	
1999	8	8		4	4		4	4		2008	11	5		5	3		6	2	
2000	1	15		1	7		0	8		2009	7	9		4	4		3	5	
2001	5	11		4	4		1	7		2010	7	9		1	7		6	2	
2002	8	8		5	3		3	5		2011	6	10		4	4		2	6	
2003	4	12		2	6		2	6		2012	7	9		5	3		2	6	
2004	12	4		7	1		5	3		2013	8	8		4	4		4	4	
2005	9	7		4	4		5	3		2014	8	8		4	4		4	4	
2006	14	2		8	0		6	2		2015	6	10		3	5		3	5	
2007	11	5		7	1		4	4		2016	10	6		6	2		4	4	
2008	8	8		5	3		3	5		2017	6	10		4	4		2	6	
2009	13	3		6	2		7	1		2018	7	9		6	2		1	7	
2010	9	7		6	2		3	5		2019	5	11		3	5		2	6	
2011	8	8		5	3		3	5		2020	10	6		5	3		5	3	
2012	7	9		3	5		4	4											
2013	9	7		5	3		4	4											
2014	9	7		5	3		4	4											
2015	4	12		3	5		1	7											
2016	5	11		3	5		2	6											
2017	9	7		5	3		4	4											
2018	12	4		5	3		7	1											
2019	5	11		2	6		3	5											
2020	7	9		4	4		3	5											
	459	462	11	258	203	5	201	259	6										

*includes San Diego Chargers (1961-2016).

MIAMI DOLPHINS

Season	All Games			Home Games			Road Games		
	W	L	T	W	L	T	W	L	T
1966	3	11		2	5		1	6	
1967	4	10		4	3		0	7	
1968	5	8	1	1	5	1	4	3	
1969	3	10	1	2	4	1	1	6	
1970	10	4		6	1		4	3	
1971	10	3	1	6	1		4	2	1
1972	14	0		7	0		7	0	

NEW ENGLAND PATRIOTS*

Season	All Games			Home Games			Road Games		
	W	L	T	W	L	T	W	L	T
1960	5	9		3	4		2	5	
1961	9	4	1	4	2	1	5	2	
1962	9	4	1	6	1		3	3	1
1963	7	6	1	5	1	1	2	5	
1964	10	3	1	4	2	1	6	1	
1965	4	8	2	1	4	2	3	4	
1966	8	4	2	4	2	1	4	2	1
1967	3	10	1	2	4		1	6	1
1968	4	10		2	5		2	5	
1969	4	10		2	5		2	5	
1970	2	12		1	6		1	6	
1971	6	8		5	2		1	6	
1972	3	11		2	5		1	6	
1973	5	9		3	4		2	5	
1974	7	7		3	4		4	3	
1975	3	11		2	5		1	6	
1976	11	3		6	1		5	2	

INSIDE THE NUMBERS

Season	All Games			Home Games			Road Games		
	W	L	T	W	L	T	W	L	T
1977	9	5		6	1		3	4	
1978	11	5		5	3		6	2	
1979	9	7		6	2		3	5	
1980	10	6		6	2		4	4	
1981	2	14		2	6		0	8	
1982	5	4		3	1		2	3	
1983	8	8		5	3		3	5	
1984	9	7		5	3		4	4	
1985	11	5		7	1		4	4	
1986	11	5		4	4		7	1	
1987	8	7		5	3		3	4	
1988	9	7		7	1		2	6	
1989	5	11		3	5		2	6	
1990	1	15		0	8		1	7	
1991	6	10		4	4		2	6	
1992	2	14		1	7		1	7	
1993	5	11		3	5		2	6	
1994	10	6		5	3		5	3	
1995	6	10		3	5		3	5	
1996	11	5		6	2		5	3	
1997	10	6		6	2		4	4	
1998	9	7		6	2		3	5	
1999	8	8		5	3		3	5	
2000	5	11		3	5		2	6	
2001	11	5		6	2		5	3	
2002	9	7		5	3		4	4	
2003	14	2		8	0		6	2	
2004	14	2		8	0		6	2	
2005	10	6		5	3		5	3	
2006	12	4		5	3		7	1	
2007	16	0		8	0		8	0	
2008	11	5		5	3		6	2	
2009	10	6		8	0		2	6	
2010	14	2		8	0		6	2	
2011	13	3		7	1		6	2	
2012	12	4		6	2		6	2	
2013	12	4		8	0		4	4	
2014	12	4		7	1		5	3	
2015	12	4		7	1		5	3	
2016	14	2		6	2		8	0	
2017	13	3		6	2		7	1	
2018	11	5		8	0		3	5	
2019	12	4		6	2		6	2	
2020	7	9		5	3		2	6	
	519	404	9	293	166	6	226	238	3

*includes Boston Patriots (1960-70).

NEW YORK JETS*

Season	All Games			Home Games			Road Games		
	W	L	T	W	L	T	W	L	T
1960	7	7		3	4		4	3	
1961	7	7		5	2		2	5	
1962	5	9		2	5		3	4	
1963	5	8	1	4	2	1	1	6	
1964	5	8	1	5	1	1	0	7	
1965	5	8	1	3	3	1	2	5	
1966	6	6	2	4	3		2	3	2
1967	8	5	1	4	2	1	4	3	
1968	11	3		6	1		5	2	
1969	10	4		5	2		5	2	
1970	4	10		2	5		2	5	
1971	6	8		4	3		2	5	
1972	7	7		4	3		3	4	
1973	4	10		2	4		2	6	
1974	7	7		3	4		4	3	
1975	3	11		1	6		2	5	
1976	3	11		2	5		1	6	
1977	3	11		1	6		2	5	
1978	8	8		4	4		4	4	
1979	8	8		6	2		2	6	
1980	4	12		2	6		2	6	

Season	All Games			Home Games			Road Games		
	W	L	T	W	L	T	W	L	T
1981	10	5	1	6	2		4	3	1
1982	6	3		3	1		3	2	
1983	7	9		2	6		5	3	
1984	7	9		3	5		4	4	
1985	11	5		7	1		4	4	
1986	10	6		5	3		5	3	
1987	6	9		4	4		2	5	
1988	8	7	1	5	2	1	3	5	
1989	4	12		1	7		3	5	
1990	6	10		3	5		3	5	
1991	8	8		4	4		4	4	
1992	4	12		3	5		1	7	
1993	8	8		3	5		5	3	
1994	6	10		4	4		2	6	
1995	3	13		2	6		1	7	
1996	1	15		0	8		1	7	
1997	9	7		5	3		4	4	
1998	12	4		7	1		5	3	
1999	8	8		4	4		4	4	
2000	9	7		5	3		4	4	
2001	10	6		3	5		7	1	
2002	9	7		5	3		4	4	
2003	6	10		4	4		2	6	
2004	10	6		6	2		4	4	
2005	4	12		4	4		0	8	
2006	10	6		4	4		6	2	
2007	4	12		3	5		1	7	
2008	9	7		5	3		4	4	
2009	9	7		4	4		5	3	
2010	11	5		5	3		6	2	
2011	8	8		6	2		2	6	
2012	6	10		3	5		3	5	
2013	8	8		6	2		2	6	
2014	4	12		2	6		2	6	
2015	10	6		6	2		4	4	
2016	5	11		2	6		3	5	
2017	5	11		4	4		1	7	
2018	4	12		2	6		2	6	
2019	7	9		5	3		2	6	
2020	2	14		1	7		1	7	
	410	514	8	228	232	5	182	282	3

*includes New York Titans (1960-62).

PITTSBURGH STEELERS*

Season	All Games			Home Games			Road Games		
	W	L	T	W	L	T	W	L	T
1933	3	6	2	2	3		1	3	2
1934	2	10		1	5		1	5	
1935	4	8		2	5		2	3	
1936	6	6		4	1		2	5	
1937	4	7		2	4		2	3	
1938	2	9		0	5		2	4	
1939	1	9	1	1	4		0	5	1
1940	2	7	2	1	2	2	1	5	
1941	1	9	1	1	4		0	5	1
1942	7	4		3	2		4	2	
1945	2	8		1	4		1	4	
1946	5	5	1	4	1		1	4	1
1947	8	4		5	1		3	3	
1948	4	8		4	2		0	6	
1949	6	5	1	3	2	1	3	3	
1950	6	6		2	4		4	2	
1951	4	7	1	1	4	1	3	3	
1952	5	7		2	4		3	3	
1953	6	6		3	3		3	3	
1954	5	7		4	2		1	5	
1955	4	8		3	2		1	6	
1956	5	7		3	3		2	4	
1957	6	6		4	2		2	4	
1958	7	4	1	5	1		2	3	1
1959	6	5	1	3	2	1	3	3	

INSIDE THE NUMBERS

Season	All Games			Home Games			Road Games		
	W	L	T	W	L	T	W	L	T
1960	5	6	1	4	2		1	4	1
1961	6	8		4	3		2	5	
1962	9	5		4	3		5	2	
1963	7	4	3	5	0	2	2	4	1
1964	5	9		2	5		3	4	
1965	2	12		1	6		1	6	
1966	5	8	1	3	3	1	2	5	
1967	4	9	1	1	6		3	3	1
1968	2	11	1	1	6		1	5	1
1969	1	13		1	6		0	7	
1970	5	9		4	3		1	6	
1971	6	8		5	2		1	6	
1972	11	3		7	0		4	3	
1973	10	4		7	1		3	3	
1974	10	3	1	5	2		5	1	1
1975	12	2		6	1		6	1	
1976	10	4		6	1		4	3	
1977	9	5		6	1		3	4	
1978	14	2		7	1		7	1	
1979	12	4		8	0		4	4	
1980	9	7		6	2		3	5	
1981	8	8		5	3		3	5	
1982	6	3		4	0		2	3	
1983	10	6		4	4		6	2	
1984	9	7		6	2		3	5	
1985	7	9		5	3		2	6	
1986	6	10		4	4		2	6	
1987	8	7		4	3		4	4	
1988	5	11		4	4		1	7	
1989	9	7		4	4		5	3	
1990	9	7		6	2		3	5	
1991	7	9		5	3		2	6	
1992	11	5		7	1		4	4	
1993	9	7		6	2		3	5	
1994	12	4		7	1		5	3	
1995	11	5		6	2		5	3	
1996	10	6		7	1		3	5	
1997	11	5		7	1		4	4	
1998	7	9		5	3		2	6	
1999	6	10		2	6		4	4	
2000	9	7		4	4		5	3	
2001	13	3		7	1		6	2	
2002	10	5	1	5	2	1	5	3	
2003	6	10		4	4		2	6	
2004	15	1		8	0		7	1	
2005	11	5		5	3		6	2	
2006	8	8		5	3		3	5	
2007	10	6		7	1		3	5	
2008	12	4		6	2		6	2	
2009	9	7		6	2		3	5	
2010	12	4		5	3		7	1	
2011	12	4		7	1		5	3	
2012	8	8		5	3		3	5	
2013	8	8		5	3		3	5	
2014	11	5		6	2		5	3	
2015	10	6		6	2		4	4	
2016	11	5		6	2		5	3	
2017	13	3		6	2		7	1	
2018	9	6	1	5	3		4	3	1
2019	8	8		5	3		3	5	
2020	12	4		7	1		5	3	
	643	556	21	375	223	9	268	333	12

*includes Pittsburgh Pirates (1933-39).

TENNESSEE TITANS*									
Season	All Games			Home Games			Road Games		
	W	L	T	W	L	T	W	L	T
1960	10	4		6	1		4	3	
1961	10	3	1	6	1		4	2	1
1962	11	3		6	1		5	2	
1963	6	8		4	3		2	5	
1964	4	10		3	4		1	6	
1965	4	10		3	4		1	6	
1966	3	11		3	4		0	7	
1967	9	4	1	5	2		4	2	1
1968	7	7		3	4		4	3	
1969	6	6	2	4	2	1	2	4	1
1970	3	10	1	1	6		2	4	1
1971	4	9	1	3	3	1	1	6	
1972	1	13		1	6		0	7	
1973	1	13		0	7		1	6	
1974	7	7		3	4		4	3	
1975	10	4		5	2		5	2	
1976	5	9		3	4		2	5	
1977	8	6		5	2		3	4	
1978	10	6		5	3		5	3	
1979	11	5		6	2		5	3	
1980	11	5		6	2		5	3	
1981	7	9		5	3		2	6	
1982	1	8		1	4		0	4	
1983	2	14		2	6		0	8	
1984	3	13		2	6		1	7	
1985	5	11		4	4		1	7	
1986	5	11		4	4		1	7	
1987	9	6		5	2		4	4	
1988	10	6		7	1		3	5	
1989	9	7		6	2		3	5	
1990	9	7		6	2		3	5	
1991	11	5		7	1		4	4	
1992	10	6		5	3		5	3	
1993	12	4		7	1		5	3	
1994	2	14		2	6		0	8	
1995	7	9		3	5		4	4	
1996	8	8		2	6		6	2	
1997	8	8		6	2		2	6	
1998	8	8		3	5		5	3	
1999	13	3		8	0		5	3	
2000	13	3		7	1		6	2	
2001	7	9		3	5		4	4	
2002	11	5		6	2		5	3	
2003	12	4		7	1		5	3	
2004	5	11		2	6		3	5	
2005	4	12		3	5		1	7	
2006	8	8		4	4		4	4	
2007	10	6		5	3		5	3	
2008	13	3		7	1		6	2	
2009	8	8		5	3		3	5	
2010	6	10		3	5		3	5	
2011	9	7		5	3		4	4	
2012	6	10		4	4		2	6	
2013	7	9		3	5		4	4	
2014	2	14		1	7		1	7	
2015	3	13		1	7		2	6	
2016	9	7		5	3		4	4	
2017	9	7		6	2		3	5	
2018	9	7		6	2		3	5	
2019	9	7		4	4		5	3	
2020	11	5		5	3		6	2	
	451	475	6	258	206	2	193	269	4

*includes Houston Oilers (1960-96) and Tennessee Oilers (1997-98).

INSIDE THE NUMBERS

NFC

ARIZONA CARDINALS*

Season	All Games			Home Games			Road Games		
	W	L	T	W	L	T	W	L	T
1920	6	2	2	5	1	1	1	1	1
1921	3	3	2	3	3	1	0	0	1
1922	8	3		8	2		0	1	
1923	8	4		8	3		0	1	
1924	5	4	1	5	3	1	0	1	
1925	11	2	1	11	2		0	0	1
1926	5	6	1	3	2		2	4	1
1927	3	7	1	2	3	1	1	4	
1928	1	5		1	1		0	4	
1929	6	6	1	3	2		3	4	1
1930	5	6	2	3	2		2	4	2
1931	5	4		3	0		2	4	
1932	2	6	2	1	2	1	1	4	1
1933	1	9	1	0	4	1	1	5	
1934	5	6		2	2		3	4	
1935	6	4	2	2	2		4	2	2
1936	3	8	1	3	1	1	0	7	
1937	5	5	1	1	3		4	2	1
1938	2	9		1	4		1	5	
1939	1	10		0	4		1	6	
1940	2	7	2	2	1	1	0	6	1
1941	3	7	1	0	3	1	3	4	
1942	3	8		2	2		1	6	
1943	0	10		0	3		0	7	
1945	1	9	0	0	3		1	6	
1946	6	5		2	2		4	3	
1947	9	3		5	0		4	3	
1948	11	1		5	1		6	0	
1949	6	5	1	2	3	1	4	2	
1950	5	7		3	3		2	4	
1951	3	9		1	5		2	4	
1952	4	8		2	4		2	4	
1953	1	10	1	0	5	1	1	5	
1954	2	10		2	4		0	6	
1955	4	7	1	3	2	1	1	5	
1956	7	5		4	2		3	3	
1957	3	9		0	6		3	3	
1958	2	9	1	1	4	1	1	5	
1959	2	10		2	4		0	6	
1960	6	5	1	3	2	1	3	3	
1961	7	7		3	4		4	3	
1962	4	9	1	2	4	1	2	5	
1963	9	5		3	4		6	1	
1964	9	3	2	4	1	1	5	2	1
1965	5	9		2	5		3	4	
1966	8	5	1	5	1	1	3	4	
1967	6	7	1	3	3	1	3	4	
1968	9	4	1	4	2	1	5	2	
1969	4	9	1	3	4		1	5	1
1970	8	5	1	6	1		2	4	1
1971	4	9	1	1	5	1	3	4	
1972	4	9	1	2	5		2	4	1
1973	4	9	1	2	4	1	2	5	
1974	10	4		5	2		5	2	
1975	11	3		6	1		5	2	
1976	10	4		6	1		4	3	
1977	7	7		4	3		3	4	
1978	6	10		3	5		3	5	
1979	5	11		3	5		2	6	
1980	5	11		2	6		3	5	
1981	7	9		5	3		2	6	
1982	5	4		1	3		4	1	
1983	8	7	1	4	3	1	4	4	
1984	9	7		5	3		4	4	
1985	5	11		4	4		1	7	
1986	4	11	1	3	5		1	6	1
1987	7	8		4	3		3	5	
1988	7	9		4	4		3	5	

Season	All Games			Home Games			Road Games		
	W	L	T	W	L	T	W	L	T
1989	5	11		2	6		3	5	
1990	5	11		3	5		2	6	
1991	4	12		2	6		2	6	
1992	4	12		3	5	1	1	7	
1993	7	9		4	4		3	5	
1994	8	8		5	3		3	5	
1995	4	12		3	5	1	1	7	
1996	7	9		5	3		2	6	
1997	4	12		3	5		1	7	
1998	9	7		5	3		4	4	
1999	6	10		4	4		2	6	
2000	3	13		3	5	0	8	4	
2001	7	9		3	5		4	4	
2002	5	11		3	5		2	6	
2003	4	12		4	4	0	8	4	
2004	6	10		5	3		1	7	
2005	5	11		3	5		2	6	
2006	5	11		3	5		2	6	
2007	8	8		6	2		2	6	
2008	9	7		6	2		3	5	
2009	10	6		4	4		6	2	
2010	5	11		4	4		1	7	
2011	8	8		6	2		2	6	
2012	5	11		4	4		1	7	
2013	10	6		6	2		4	4	
2014	11	5		7	1		4	4	
2015	13	3		6	2		7	1	
2016	7	8	1	4	3	1	3	5	
2017	8	8		5	3		3	5	
2018	3	13		1	7		2	6	
2019	5	10	1	2	5	1	3	5	
2020	8	8		4	4		4	4	
	566	761	41	331	325	23	235	436	18

*includes Chicago Cardinals (1920-59), St. Louis Cardinals (1960-87), and Phoenix Cardinals (1988-93).

ATLANTA FALCONS

Season	All Games			Home Games			Road Games		
	W	L	T	W	L	T	W	L	T
1966	3	11		1	6		2	5	
1967	1	12	1	1	5	1	0	7	
1968	2	12		1	6		1	6	
1969	6	8		4	3		2	5	
1970	4	8	2	3	4		1	4	2
1971	7	6	1	4	3		3	3	1
1972	7	7		4	3		3	4	
1973	9	5		4	3		5	2	
1974	3	11		2	5		1	6	
1975	4	10		3	4		1	6	
1976	4	10		3	4		1	6	
1977	7	7		4	3		3	4	
1978	9	7		7	1		2	6	
1979	6	10		3	5		3	5	
1980	12	4		6	2		6	2	
1981	7	9		4	4		3	5	
1982	5	4		2	3		3	1	
1983	7	9		4	4		3	5	
1984	4	12		2	6		2	6	
1985	4	12		3	5		1	7	
1986	7	8	1	2	5	1	5	3	
1987	3	12		2	6		1	6	
1988	5	11		2	6		3	5	
1989	3	13		3	5		0	8	
1990	5	11		5	3		0	8	
1991	10	6		6	2		4	4	
1992	6	10		5	3		1	7	
1993	6	10		4	4		2	6	
1994	7	9		5	3		2	6	
1995	9	7		7	1		2	6	
1996	3	13		2	6		1	7	

INSIDE THE NUMBERS

Season	All Games			Home Games			Road Games		
	W	L	T	W	L	T	W	L	T
2000	5	11		3	5		2	6	
2001	13	3		7	1		6	2	
2002	4	12		3	5		1	7	
2003	7	9		6	2		1	7	
2004	5	11		2	6		3	5	
2005	11	5		7	1		4	4	
2006	13	3		6	2		7	1	
2007	7	9		4	4		3	5	
2008	9	7		6	2		3	5	
2009	7	9		5	3		2	6	
2010	11	5		5	3		6	2	
2011	8	8		5	3		3	5	
2012	10	6		5	3		5	3	
2013	8	8		5	3		3	5	
2014	5	11		2	6		3	5	
2015	6	10		1	7		5	3	
2016	3	13		3	5		0	8	
2017	5	11		3	5		2	6	
2018	12	4		7	1		5	3	
2019	8	8		4	4		4	4	
2020	8	8		3	5		5	3	
	777	599	42	449	255	24	328	344	18

*includes Decatur Staleys (1920) and Chicago Staleys (1921).

DALLAS COWBOYS

Season	All Games			Home Games			Road Games		
	W	L	T	W	L	T	W	L	T
1960	0	11	1	0	6		0	5	1
1961	4	9	1	2	4	1	2	5	
1962	5	8	1	2	4	1	3	4	
1963	4	10		3	4		1	6	
1964	5	8	1	2	4	1	3	4	
1965	7	7		5	2		2	5	
1966	10	3	1	6	1		4	2	1
1967	9	5		5	2		4	3	
1968	12	2		5	2		7	0	
1969	11	2	1	6	0	1	5	2	
1970	10	4		6	1		4	3	
1971	11	3		6	1		5	2	
1972	10	4		5	2		5	2	
1973	10	4		6	1		4	3	
1974	8	6		5	2		3	4	
1975	10	4		5	2		5	2	
1976	11	3		6	1		5	2	
1977	12	2		6	1		6	1	
1978	12	4		7	1		5	3	
1979	11	5		6	2		5	3	
1980	12	4		8	0		4	4	
1981	12	4		8	0		4	4	
1982	6	3		3	2		3	1	
1983	12	4		6	2		6	2	
1984	9	7		5	3		4	4	
1985	10	6		7	1		3	5	
1986	7	9		3	5		4	4	
1987	7	8		3	4		4	4	
1988	3	13		1	7		2	6	
1989	1	15		0	8		1	7	
1990	7	9		5	3		2	6	
1991	11	5		6	2		5	3	
1992	13	3		7	1		6	2	
1993	12	4		6	2		6	2	
1994	12	4		6	2		6	2	
1995	12	4		6	2		6	2	
1996	10	6		6	2		4	4	
1997	6	10		5	3		1	7	
1998	10	6		6	2		4	4	
1999	8	8		7	1		1	7	
2000	5	11		3	5		2	6	
2001	5	11		4	4		1	7	
2002	5	11		4	4		1	7	

Season	All Games			Home Games			Road Games		
	W	L	T	W	L	T	W	L	T
2003	10	6		6	2		4	4	
2004	6	10		4	4		2	6	
2005	9	7		5	3		4	4	
2006	9	7		4	4		5	3	
2007	13	3		6	2		7	1	
2008	9	7		6	2		3	5	
2009	11	5		6	2		5	3	
2010	6	10		2	6		4	4	
2011	8	8		5	3		3	5	
2012	8	8		4	4		4	4	
2013	8	8		5	3		3	5	
2014	12	4		4	4		8	0	
2015	4	12		1	7		3	5	
2016	13	3		7	1		6	2	
2017	9	7		3	5		6	2	
2018	10	6		7	1		3	5	
2019	8	8		5	3		3	5	
2020	6	10		4	4		2	6	
	526	398	6	293	168	4	233	230	2

DETROIT LIONS*

Season	All Games			Home Games			Road Games		
	W	L	T	W	L	T	W	L	T
1930	5	6	3	5	1	2	0	5	1
1931	11	3		8	0		3	3	
1932	6	2	4	3	0	2	3	2	2
1933	6	5		4	1		2	4	
1934	10	3		6	2		4	1	
1935	7	3	2	5	0	1	2	3	1
1936	8	4		5	1		3	3	
1937	7	4		4	2		3	2	
1938	7	4		4	3		3	1	
1939	6	5		4	2		2	3	
1940	5	5	1	3	3		2	2	1
1941	4	6	1	3	2		1	4	1
1942	0	11		0	7		0	4	
1943	3	6	1	2	2	1	1	4	
1944	6	3	1	4	2		2	1	1
1945	7	3		4	1		3	2	
1946	1	10		1	5		0	5	
1947	3	9		2	4		1	5	
1948	2	10		2	4		0	6	
1949	4	8		2	4		2	4	
1950	6	6		4	2		2	4	
1951	7	4	1	3	3	1	4	1	
1952	9	3		6	1		3	2	
1953	10	2		5	1		5	1	
1954	9	2	1	5	0	1	4	2	
1955	3	9		2	4		1	5	
1956	9	3		5	1		4	2	
1957	8	4		5	1		3	3	
1958	4	7	1	2	4		2	3	1
1959	3	8	1	2	4		1	4	1
1960	7	5		5	1		2	4	
1961	8	5	1	2	5		6	0	1
1962	11	3		7	0		4	3	
1963	5	8	1	3	3	1	2	5	
1964	7	5	2	3	3	1	4	2	1
1965	6	7	1	2	4	1	4	3	
1966	4	9	1	3	4		1	5	1
1967	5	7	2	3	4		2	3	2
1968	4	8	2	1	4	2	3	4	
1969	9	4	1	5	2		4	2	1
1970	10	4		6	1		4	3	
1971	7	6	1	3	4		4	2	1
1972	8	5	1	5	2		3	3	1
1973	6	7	1	4	3		2	4	1
1974	7	7		5	2		2	5	
1975	7	7		4	3		3	4	
1976	6	8		5	2		1	6	

INSIDE THE NUMBERS

Season	All Games			Home Games			Road Games			Season	All Games			Home Games			Road Games													
	W	L	T	W	L	T	W	L	T		W	L	T	W	L	T	W	L	T											
1977	6	8		5	2		1	6		1941	10	1		4	1		6	0												
1978	7	9		5	3		2	6		1942	8	2	1	4	1		4	1	1											
1979	2	14		2	6		0	8		1943	7	2	1	2	1	1	5	1												
1980	9	7		6	2		3	5		1944	8	2		5	0		3	2												
1981	8	8		7	1		1	7		1945	6	4		4	1		2	3												
1982	4	5		2	3		2	2		1946	6	5		2	3		4	2												
1983	9	7		6	2		3	5		1947	6	5	1	4	2		2	3	1											
1984	4	11	1	2	5	1	2	6		1948	3	9		2	4		1	5												
1985	7	9		6	2		1	7		1949	2	10		1	5		1	5												
1986	5	11		1	7		4	4		1950	3	9		3	3		0	6												
1987	4	11		1	6		3	5		1951	3	9		2	4		1	5												
1988	4	12		2	6		2	6		1952	6	6		3	3		3	3												
1989	7	9		4	4		3	5		1953	2	9	1	1	5		1	4	1											
1990	6	10		3	5		3	5		1954	4	8		2	4		2	4												
1991	12	4		8	0		4	4		1955	6	6		5	1		1	5												
1992	5	11		3	5		2	6		1956	4	8		2	4		2	4												
1993	10	6		5	3		5	3		1957	3	9		1	5		2	4												
1994	9	7		6	2		3	5		1958	1	10	1	1	4	1	0	6												
1995	10	6		7	1		3	5		1959	7	5		4	2		3	3												
1996	5	11		4	4		1	7		1960	8	4		4	2		4	2												
1997	9	7		6	2		3	5		1961	11	3		6	1		5	2												
1998	5	11		4	4		1	7		1962	13	1		7	0		6	1												
1999	8	8		6	2		2	6		1963	11	2	1	6	1		5	1	1											
2000	9	7		4	4		5	3		1964	8	5	1	4	3		4	2	1											
2001	2	14		2	6		0	8		1965	10	3	1	6	1		4	2	1											
2002	3	13		3	5		0	8		1966	12	2		6	1		6	1												
2003	5	11		5	3		0	8		1967	9	4	1	4	2	1	5	2												
2004	6	10		3	5		3	5		1968	6	7	1	2	5		4	2	1											
2005	5	11		3	5		2	6		1969	8	6		5	2		3	4												
2006	3	13		2	6		1	7		1970	6	8		4	3		2	5												
2007	7	9		5	3		2	6		1971	4	8	2	3	3	1	1	5	1											
2008	0	16		0	8		0	8		1972	10	4		4	3		6	1												
2009	2	14		2	6		0	8		1973	5	7	2	3	2	2	2	5												
2010	6	10		4	4		2	6		1974	6	8		4	3		2	5												
2011	10	6		5	3		5	3		1975	4	10		3	4		1	6												
2012	4	12		2	6		2	6		1976	5	9		4	3		1	6												
2013	7	9		4	4		3	5		1977	4	10		2	5		2	5												
2014	11	5		7	1		4	4		1978	8	7	1	5	2	1	3	5												
2015	7	9		4	4		3	5		1979	5	11		4	4		1	7												
2016	9	7		6	2		3	5		1980	5	10	1	4	4		1	6	1											
2017	9	7		4	4		5	3		1981	8	8		4	4		4	4												
2018	6	10		3	5		3	5		1982	5	3	1	3	1		2	2	1											
2019	3	12	1	2	6		1	6	1	1983	8	8		5	3		3	5												
2020	5	11		1	7		4	4		1984	8	8		5	3		3	5												
										567	681	33	348	288	14	219	393	19	1985	8	8		5	3		3	5			
																				1986	4	12		1	7		3	5		
																				1987	5	9	1	2	5	1	3	4		
																				1988	4	12		2	6		2	6		
																				1989	10	6		6	2		4	4		
																				1990	6	10		3	5		3	5		
																				1991	4	12		2	6		2	6		
																				1992	9	7		6	2		3	5		
																				1993	9	7		6	2		3	5		
																				1994	9	7		7	1		2	6		
																				1995	11	5		7	1		4	4		
																				1996	13	3		8	0		5	3		
																				1997	13	3		8	0		5	3		
																				1998	11	5		7	1		4	4		
																				1999	8	8		5	3		3	5		
																				2000	9	7		6	2		3	5		
																				2001	12	4		7	1		5	3		
																				2002	12	4		8	0		4	4		
																				2003	10	6		5	3		5	3		
																				2004	10	6		4	4		6	2		
																				2005	4	12		3	5		1	7		
																				2006	8	8		3	5		5	3		
																				2007	13	3		7	1		6	2		
																				2008	6	10		4	4		2	6		
																				2009	11	5		6	2		5	3		
																				2010	10	6		7	1		3	5		

*includes Portsmouth Spartans (1930-33).

GREEN BAY PACKERS

Season	All Games			Home Games			Road Games		
	W	L	T	W	L	T	W	L	T
1921	3	2	1	2	1		1	1	1
1922	4	3	3	4	1	1	0	2	2
1923	7	2	1	4	2	1	3	0	
1924	7	4		5	0		2	4	
1925	8	5		6	0		2	5	
1926	7	3	3	4	1	2	3	2	1
1927	7	2	1	6	1		1	1	1
1928	6	4	3	2	2	2	4	2	1
1929	12	0	1	5	0		7	0	1
1930	10	3	1	6	0		4	3	1
1931	12	2		8	0		4	2	
1932	10	3	1	5	0	1	5	3	
1933	5	7	1	3	2	1	2	5	
1934	7	6		4	2		3	4	
1935	8	4		5	2		3	2	
1936	10	1	1	5	1		5	0	1
1937	7	4		3	2		4	2	
1938	8	3		4	2		4	1	
1939	9	2		4	1		5	1	
1940	6	4	1	4	2		2	2	1

INSIDE THE NUMBERS

Season	All Games			Home Games			Road Games		
	W	L	T	W	L	T	W	L	T
2011	15	1		8	0		7	1	
2012	11	5		7	1		4	4	
2013	8	7	1	4	3	1	4	4	
2014	12	4		8	0		4	4	
2015	10	6		5	3		5	3	
2016	10	6		6	2		4	4	
2017	7	9		4	4		3	5	
2018	6	9	1	5	2	1	1	7	
2019	13	3		7	1		6	2	
2020	13	3		7	1		6	2	
Total	769	577	38	444	229	18	325	348	20

LOS ANGELES RAMS*

Season	All Games			Home Games			Road Games		
	W	L	T	W	L	T	W	L	T
1937	1	10		0	5		1	5	
1938	4	7		2	2		2	5	
1939	5	5	1	3	2	1	2	3	
1940	4	6	1	3	1	1	1	5	
1941	2	9		1	4		1	5	
1942	5	6		3	2		2	4	
1944	4	6		1	2		3	4	
1945	9	1		4	0		5	1	
1946	6	4	1	3	2		3	2	1
1947	6	6		3	3		3	3	
1948	6	5	1	3	2	1	3	3	
1949	8	2	2	5	1		3	1	2
1950	9	3		5	1		4	2	
1951	8	4		5	2		3	2	
1952	9	3		5	1		4	2	
1953	8	3	1	5	1		3	2	1
1954	6	5	1	3	2	1	3	3	
1955	8	3	1	5	1		3	2	1
1956	4	8		4	2		0	6	
1957	6	6		5	1		1	5	
1958	8	4		4	2		4	2	
1959	2	10		0	6		2	4	
1960	4	7	1	2	3	1	2	4	
1961	4	10		4	3		0	7	
1962	1	12	1	0	7		1	5	1
1963	5	9		3	4		2	5	
1964	5	7	2	3	2	2	2	5	
1965	4	10		3	4		1	6	
1966	8	6		5	2		3	4	
1967	11	1	2	5	1	1	6	0	1
1968	10	3	1	5	2		5	1	1
1969	11	3		5	2		6	1	
1970	9	4	1	3	3	1	6	1	
1971	8	5	1	4	2	1	4	3	
1972	6	7	1	4	3		2	4	1
1973	12	2		7	0		5	2	
1974	10	4		6	1		4	3	
1975	12	2		6	1		6	1	
1976	10	3	1	5	2		5	1	1
1977	10	4		7	0		3	4	
1978	12	4		6	2		6	2	
1979	9	7		4	4		5	3	
1980	11	5		6	2		5	3	
1981	6	10		4	4		2	6	
1982	2	7	1	1	4		1	3	
1983	9	7		5	3		4	4	
1984	10	6		5	3		5	3	
1985	11	5		6	2		5	3	
1986	10	6		6	2		4	4	
1987	6	9		3	4		3	5	
1988	10	6		4	4		6	2	
1989	11	5		6	2		5	3	
1990	5	11		2	6		3	5	
1991	3	13		2	6		1	7	
1992	6	10		4	4		2	6	
1993	5	11		3	5		2	6	

Season	All Games			Home Games			Road Games		
	W	L	T	W	L	T	W	L	T
1994	4	12		3	5		1	7	
1995	7	9		4	4		3	5	
1996	6	10		4	4		2	6	
1997	5	11		2	6		3	5	
1998	4	12		2	6		2	6	
1999	13	3		8	0		5	3	
2000	10	6		5	3		5	3	
2001	14	2		6	2		8	0	
2002	7	9		6	2		1	7	
2003	12	4		8	0		4	4	
2004	8	8		6	2		2	6	
2005	6	10		3	5		3	5	
2006	8	8		4	4		4	4	
2007	3	13		1	7		2	6	
2008	2	14		1	7		1	7	
2009	1	15		0	8		1	7	
2010	7	9		5	3		2	6	
2011	2	14		1	7		1	7	
2012	7	8	1	4	4		3	4	1
2013	7	9		5	3		2	6	
2014	6	10		3	5		3	5	
2015	7	9		5	3		2	6	
2016	4	12		1	7		3	5	
2017	11	5		4	4		7	1	
2018	13	3		7	1		6	2	
2019	9	7		5	3		4	4	
2020	10	6		6	2		4	4	
Total	587	575	21	325	251	10	262	324	11

*includes Cleveland Rams (1937-42, 1944-45), Los Angeles Rams (1946-94), and St. Louis Rams (1995-2015).

MINNESOTA VIKINGS

Season	All Games			Home Games			Road Games		
	W	L	T	W	L	T	W	L	T
1961	3	11		3	4		0	7	
1962	2	11	1	1	5	1	1	6	
1963	5	8	1	3	4		2	4	1
1964	8	5	1	4	3		4	2	1
1965	7	7		2	5		5	2	
1966	4	9	1	2	5		2	4	1
1967	3	8	3	1	4	2	2	4	1
1968	8	6		4	3		4	3	
1969	12	2		7	0		5	2	
1970	12	2		7	0		5	2	
1971	11	3		5	2		6	1	
1972	7	7		3	4		4	3	
1973	12	2		7	0		5	2	
1974	10	4		4	3		6	1	
1975	12	2		7	0		5	2	
1976	11	2	1	6	0	1	5	2	
1977	9	5		5	2		4	3	
1978	8	7	1	5	3		3	4	1
1979	7	9		5	3		2	6	
1980	9	7		5	3		4	4	
1981	7	9		5	3		2	6	
1982	5	4		4	1		1	3	
1983	8	8		3	5		5	3	
1984	3	13		2	6		1	7	
1985	7	9		4	4		3	5	
1986	9	7		5	3		4	4	
1987	8	7		5	3		3	4	
1988	11	5		7	1		4	4	
1989	10	6		8	0		2	6	
1990	6	10		4	4		2	6	
1991	8	8		4	4		4	4	
1992	11	5		5	3		6	2	
1993	9	7		4	4		5	3	
1994	10	6		6	2		4	4	
1995	8	8		6	2		2	6	
1996	9	7		5	3		4	4	
1997	9	7		5	3		4	4	

INSIDE THE NUMBERS

Season	All Games			Home Games			Road Games		
	W	L	T	W	L	T	W	L	T
1998	15	1		8	0		7	1	
1999	10	6		6	2		4	4	
2000	11	5		7	1		4	4	
2001	5	11		5	3		0	8	
2002	6	10		4	4		2	6	
2003	9	7		6	2		3	5	
2004	8	8		5	3		3	5	
2005	9	7		6	2		3	5	
2006	6	10		3	5		3	5	
2007	8	8		5	3		3	5	
2008	10	6		6	2		4	4	
2009	12	4		8	0		4	4	
2010	6	10		4	4		2	6	
2011	3	13		1	7		2	6	
2012	10	6		7	1		3	5	
2013	5	10	1	5	3		0	7	1
2014	7	9		5	3		2	6	
2015	11	5		6	2		5	3	
2016	8	8		5	3		3	5	
2017	13	3		7	1		6	2	
2018	8	7	1	5	3		3	4	1
2019	10	6		6	2		4	4	
2020	7	9		3	5		4	4	
Total	495	412	11	291	165	4	204	247	7

NEW ORLEANS SAINTS

Season	All Games			Home Games			Road Games		
	W	L	T	W	L	T	W	L	T
1967	3	11		2	5		1	6	
1968	4	9	1	3	4		1	5	1
1969	5	9		3	4		2	5	
1970	2	11	1	2	5		0	6	1
1971	4	8	2	2	4	1	2	4	1
1972	2	11	1	2	5		0	6	1
1973	5	9		5	2		0	7	
1974	5	9		4	3		1	6	
1975	2	12		2	5		0	7	
1976	4	10		2	5		2	5	
1977	3	11		2	5		1	6	
1978	7	9		3	5		4	4	
1979	8	8		3	5		5	3	
1980	1	15		0	8		1	7	
1981	4	12		2	6		2	6	
1982	4	5		2	3		2	2	
1983	8	8		5	3		3	5	
1984	7	9		3	5		4	4	
1985	5	11		3	5		2	6	
1986	7	9		4	4		3	5	
1987	12	3		6	1		6	2	
1988	10	6		5	3		5	3	
1989	9	7		5	3		4	4	
1990	8	8		5	3		3	5	
1991	11	5		6	2		5	3	
1992	12	4		6	2		6	2	
1993	8	8		4	4		4	4	
1994	7	9		3	5		4	4	
1995	7	9		4	4		3	5	
1996	3	13		2	6		1	7	
1997	6	10		3	5		3	5	
1998	6	10		4	4		2	6	
1999	3	13		3	5		0	8	
2000	10	6		3	5		7	1	
2001	7	9		3	5		4	4	
2002	9	7		4	4		5	3	
2003	8	8		5	3		3	5	
2004	8	8		3	5		5	3	
2005	3	13		1	7		2	6	
2006	10	6		4	4		6	2	
2007	7	9		3	5		4	4	
2008	8	8		6	2		2	6	

Season	All Games			Home Games			Road Games		
	W	L	T	W	L	T	W	L	T
2009	13	3		6	2		7	1	
2010	11	5		5	3		6	2	
2011	13	3		8	0		5	3	
2012	7	9		4	4		3	5	
2013	11	5		8	0		3	5	
2014	7	9		3	5		4	4	
2015	7	9		4	4		3	5	
2016	7	9		4	4		3	5	
2017	11	5		7	1		4	4	
2018	13	3		6	2		7	1	
2019	13	3		6	2		7	1	
2020	12	4		6	2		6	2	
Total	387	442	5	209	207	1	178	235	4

NEW YORK GIANTS

Season	All Games			Home Games			Road Games		
	W	L	T	W	L	T	W	L	T
1925	8	4		7	2		1	2	
1926	8	4	1	5	2	1	3	2	
1927	11	1	1	7	1		4	0	1
1928	4	7	2	1	2	2	3	5	
1929	13	1	1	7	1		6	0	1
1930	13	4		6	2		7	2	
1931	7	6	1	4	2	1	3	4	
1932	4	6	2	3	2	1	1	4	1
1933	11	3		7	0		4	3	
1934	8	5		5	1		3	4	
1935	9	3		4	2		5	1	
1936	5	6	1	3	3	1	2	3	
1937	6	3	2	4	2	1	2	1	1
1938	8	2	1	6	1		2	1	1
1939	9	1	1	6	0		3	1	1
1940	6	4	1	4	3		2	1	1
1941	8	3		5	2		3	1	
1942	5	5	1	3	2	1	2	3	
1943	6	3	1	4	2		2	1	1
1944	8	1	1	5	1		3	0	1
1945	3	6	1	2	4		1	2	1
1946	7	3	1	5	1	1	2	2	
1947	2	8	2	2	3	1	0	5	1
1948	4	8		2	4		2	4	
1949	6	6		2	4		4	2	
1950	10	2		5	1		5	1	
1951	9	2	1	5	1		4	1	1
1952	7	5		2	4		5	1	
1953	3	9		2	4		1	5	
1954	7	5		4	2		3	3	
1955	6	5	1	4	1	1	2	4	
1956	8	3	1	4	1	1	4	2	
1957	7	5		3	3		4	2	
1958	9	3		5	1		4	2	
1959	10	2		5	1		5	1	
1960	6	4	2	1	3	2	5	1	
1961	10	3	1	4	2	1	6	1	
1962	12	2		6	1		6	1	
1963	11	3		5	2		6	1	
1964	2	10	2	2	5		0	5	2
1965	7	7		3	4		4	3	
1966	1	12	1	1	6		0	6	1
1967	7	7		5	2		2	5	
1968	7	7		3	4		4	3	
1969	6	8		5	2		1	6	
1970	9	5		5	2		4	3	
1971	4	10		1	6		3	4	
1972	8	6		4	3		4	3	
1973	2	11	1	2	4	1	0	7	
1974	2	12		0	7		2	5	
1975	5	9		2	5		3	4	
1976	3	11		3	4		0	7	
1977	5	9		3	4		2	5	

INSIDE THE NUMBERS

Season	All Games			Home Games			Road Games			Season	All Games			Home Games			Road Games		
	W	L	T	W	L	T	W	L	T		W	L	T	W	L	T	W	L	T
1978	6	10		5	3		1	7		1956	3	8	1	2	3	1	1	5	
1979	6	10		4	4		2	6		1957	4	8		3	3		1	5	
1980	4	12		2	6		2	6		1958	2	9	1	2	4		0	5	1
1981	9	7		4	4		5	3		1959	7	5		5	1		2	4	
1982	4	5		2	3		2	2		1960	10	2		5	1		5	1	
1983	3	12	1	1	7		2	5	1	1961	10	4		5	2		5	2	
1984	9	7		6	2		3	5		1962	3	10	1	2	5		1	5	1
1985	10	6		6	2		4	4		1963	2	10	2	1	5	1	1	5	1
1986	14	2		8	0		6	2		1964	6	8		3	4		3	4	
1987	6	9		5	3		1	6		1965	5	9		2	5		3	4	
1988	10	6		5	3		5	3		1966	9	5		5	2		4	3	
1989	12	4		7	1		5	3		1967	6	7	1	5	2		1	5	1
1990	13	3		7	1		6	2		1968	2	12		1	6		1	6	
1991	8	8		5	3		3	5		1969	4	9	1	2	5		2	4	1
1992	6	10		4	4		2	6		1970	3	10	1	3	3	1	0	7	
1993	11	5		6	2		5	3		1971	6	7	1	3	4		3	3	1
1994	9	7		4	4		5	3		1972	2	11	1	0	6	1	2	5	
1995	5	11		3	5		2	6		1973	5	8	1	4	3		1	5	1
1996	6	10		3	5		3	5		1974	7	7		5	2		2	5	
1997	10	5	1	6	2		4	3	1	1975	4	10		2	5		2	5	
1998	8	8		5	3		3	5		1976	4	10		2	5		2	5	
1999	7	9		4	4		3	5		1977	5	9		4	3		1	6	
2000	12	4		5	3		7	1		1978	9	7		5	3		4	4	
2001	7	9		5	3		2	6		1979	11	5		5	3		6	2	
2002	10	6		5	3		5	3		1980	12	4		7	1		5	3	
2003	4	12		1	7		3	5		1981	10	6		6	2		4	4	
2004	6	10		3	5		3	5		1982	3	6		1	4		2	2	
2005	11	5		7	1		4	4		1983	5	11		1	7		4	4	
2006	8	8		3	5		5	3		1984	6	9	1	5	3		1	6	1
2007	10	6		3	5		7	1		1985	7	9		4	4		3	5	
2008	12	4		7	1		5	3		1986	5	10	1	2	5	1	3	5	
2009	8	8		4	4		4	4		1987	7	8		4	4		3	4	
2010	10	6		5	3		5	3		1988	10	6		5	3		5	3	
2011	9	7		4	4		5	3		1989	11	5		6	2		5	3	
2012	9	7		6	2		3	5		1990	10	6		6	2		4	4	
2013	7	9		4	4		3	5		1991	10	6		4	4		6	2	
2014	6	10		3	5		3	5		1992	11	5		8	0		3	5	
2015	6	10		3	5		3	5		1993	8	8		3	5		5	3	
2016	11	5		7	1		4	4		1994	7	9		5	3		2	6	
2017	3	13		2	6		1	7		1995	10	6		6	2		4	4	
2018	5	11		2	6		3	5		1996	10	6		5	3		5	3	
2019	4	12		2	6		2	6		1997	6	9	1	6	2		0	7	1
2020	6	10		3	5		3	5		1998	3	13		3	5		0	8	
	702	618	33	389	289	16	313	329	17	1999	5	11		4	4		1	7	

PHILADELPHIA EAGLES

Season	All Games			Home Games			Road Games		
	W	L	T	W	L	T	W	L	T
1933	3	5	1	2	3	1	1	2	
1934	4	7		2	4		2	3	
1935	2	9		0	5		2	4	
1936	1	11		1	6		0	5	
1937	2	8	1	0	5	1	2	3	
1938	5	6		2	3		3	3	
1939	1	9	1	1	3	1	0	6	
1940	1	10		1	4		0	6	
1941	2	8	1	1	4	1	1	4	
1942	2	9		0	5		2	4	
1944	7	1	2	3	1	2	4	0	
1945	7	3		6	0		1	3	
1946	6	5		3	2		3	3	
1947	8	4		6	1		2	3	
1948	9	2	1	6	0		3	2	1
1949	11	1		6	0		5	1	
1950	6	6		2	4		4	2	
1951	4	8		1	5		3	3	
1952	7	5		4	2		3	3	
1953	7	4	1	5	0	1	2	4	
1954	7	4	1	5	1		2	3	1
1955	4	7	1	4	2		0	5	1

INSIDE THE NUMBERS

SAN FRANCISCO 49ERS

Season	All Games			Home Games			Road Games		
	W	L	T	W	L	T	W	L	T
1950	3	9		3	3		0	6	
1951	7	4	1	5	1		2	3	1
1952	7	5		3	3		4	2	
1953	9	3		5	1		4	2	
1954	7	4	1	4	2		3	2	1
1955	4	8		2	4		2	4	
1956	5	6	1	3	3		2	3	1
1957	8	4		5	1		3	3	
1958	6	6		4	2		2	4	
1959	7	5		4	2		3	3	
1960	7	5		3	3		4	2	
1961	7	6	1	5	1	1	2	5	
1962	6	8		1	6		5	2	
1963	2	12		2	5		0	7	
1964	4	10		3	4		1	6	
1965	7	6	1	4	2	1	3	4	
1966	6	6	2	4	2	1	2	4	1
1967	7	7		3	4		4	3	
1968	7	6	1	3	3	1	4	3	
1969	4	8	2	3	3	1	1	5	1
1970	10	3	1	5	1	1	5	2	
1971	9	5		4	3		5	2	
1972	8	5	1	4	2	1	4	3	
1973	5	9		3	4		2	5	
1974	6	8		3	4		3	4	
1975	5	9		2	5		3	4	
1976	8	6		4	3		4	3	
1977	5	9		3	4		2	5	
1978	2	14		2	6		0	8	
1979	2	14		2	6		0	8	
1980	6	10		4	4		2	6	
1981	13	3		7	1		6	2	
1982	3	6		0	5		3	1	
1983	10	6		4	4		6	2	
1984	15	1		7	1		8	0	
1985	10	6		5	3		5	3	
1986	10	5	1	6	2		4	3	1
1987	13	2		6	1		7	1	
1988	10	6		4	4		6	2	
1989	14	2		6	2		8	0	
1990	14	2		6	2		8	0	
1991	10	6		7	1		3	5	
1992	14	2		7	1		7	1	
1993	10	6		6	2		4	4	
1994	13	3		7	1		6	2	
1995	11	5		6	2		5	3	
1996	12	4		6	2		6	2	
1997	13	3		8	0		5	3	
1998	12	4		8	0		4	4	
1999	4	12		3	5		1	7	
2000	6	10		4	4		2	6	
2001	12	4		7	1		5	3	
2002	10	6		5	3		5	3	
2003	7	9		6	2		1	7	
2004	2	14		1	7		1	7	
2005	4	12		3	5		1	7	
2006	7	9		4	4		3	5	
2007	5	11		3	5		2	6	
2008	7	9		4	4		3	5	
2009	8	8		6	2		2	6	
2010	6	10		5	3		1	7	
2011	13	3		7	1		6	2	
2012	11	4	1	6	1	1	5	3	
2013	12	4		6	2		6	2	
2014	8	8		4	4		4	4	
2015	5	11		4	4		1	7	
2016	2	14		1	7		1	7	
2017	6	10		3	5		3	5	
2018	4	12		4	4		0	8	
2019	13	3		6	2		7	1	

Season	All Games			Home Games			Road Games		
	W	L	T	W	L	T	W	L	T
2020	6	10		1	7		5	3	
	551	485	14	304	213	8	247	272	6

SEATTLE SEAHAWKS

Season	All Games			Home Games			Road Games		
	W	L	T	W	L	T	W	L	T
1976	2	12		1	6		1	6	
1977	5	9		3	4		2	5	
1978	9	7		5	3		4	4	
1979	9	7		5	3		4	4	
1980	4	12		0	8		4	4	
1981	6	10		5	3		1	7	
1982	4	5		3	2		1	3	
1983	9	7		5	3		4	4	
1984	12	4		7	1		5	3	
1985	8	8		5	3		3	5	
1986	10	6		7	1		3	5	
1987	9	6		6	2		3	4	
1988	9	7		5	3		4	4	
1989	7	9		3	5		4	4	
1990	9	7		5	3		4	4	
1991	7	9		5	3		2	6	
1992	2	14		1	7		1	7	
1993	6	10		4	4		2	6	
1994	6	10		3	5		3	5	
1995	8	8		5	3		3	5	
1996	7	9		4	4		3	5	
1997	8	8		4	4		4	4	
1998	8	8		6	2		2	6	
1999	9	7		5	3		4	4	
2000	6	10		3	5		3	5	
2001	9	7		6	2		3	5	
2002	7	9		3	5		4	4	
2003	10	6		8	0		2	6	
2004	9	7		5	3		4	4	
2005	13	3		8	0		5	3	
2006	9	7		5	3		4	4	
2007	10	6		7	1		3	5	
2008	4	12		2	6		2	6	
2009	5	11		4	4		1	7	
2010	7	9		5	3		2	6	
2011	7	9		4	4		3	5	
2012	11	5		8	0		3	5	
2013	13	3		7	1		6	2	
2014	12	4		7	1		5	3	
2015	10	6		5	3		5	3	
2016	10	5	1	7	1		3	4	1
2017	9	7		4	4		5	3	
2018	10	6		6	2		4	4	
2019	11	5		4	4		7	1	
2020	12	4		7	1		5	3	
	367	340	1	217	138		150	202	1

TAMPA BAY BUCCANEERS

Season	All Games			Home Games			Road Games		
	W	L	T	W	L	T	W	L	T
1976	0	14		0	7		0	7	
1977	2	12		1	6		1	6	
1978	5	11		3	5		2	6	
1979	10	6		5	3		5	3	
1980	5	10	1	2	5	1	3	5	
1981	9	7		6	2		3	5	
1982	5	4		4	1		1	3	
1983	2	14		1	7		1	7	
1984	6	10		6	2		0	8	
1985	2	14		2	6		0	8	
1986	2	14		1	7		1	7	
1987	4	11		2	5		2	6	
1988	5	11		3	5		2	6	
1989	5	11		2	6		3	5	
1990	6	10		4	4		2	6	

INSIDE THE NUMBERS

Season	All Games			Home Games			Road Games		
	W	L	T	W	L	T	W	L	T
1991	3	13		3	5		0	8	
1992	5	11		3	5		2	6	
1993	5	11		3	5		2	6	
1994	6	10		4	4		2	6	
1995	7	9		5	3		2	6	
1996	6	10		5	3		1	7	
1997	10	6		5	3		5	3	
1998	8	8		6	2		2	6	
1999	11	5		7	1		4	4	
2000	10	6		6	2		4	4	
2001	9	7		5	3		4	4	
2002	12	4		6	2		6	2	
2003	7	9		3	5		4	4	
2004	5	11		4	4		1	7	
2005	11	5		6	2		5	3	
2006	4	12		3	5		1	7	
2007	9	7		6	2		3	5	
2008	9	7		6	2		3	5	
2009	3	13		1	7		2	6	
2010	10	6		4	4		6	2	
2011	4	12		3	5		1	7	
2012	7	9		3	5		4	4	
2013	4	12		3	5		1	7	
2014	2	14		0	8		2	6	
2015	6	10		3	5		3	5	
2016	9	7		4	4		5	3	
2017	5	11		4	4		1	7	
2018	5	11		4	4		1	7	
2019	7	9		2	6		5	3	
2020	11	5		5	3		6	2	
Total	278	429	1	164	189	1	114	240	

WASHINGTON FOOTBALL TEAM*

Season	All Games			Home Games			Road Games		
	W	L	T	W	L	T	W	L	T
1932	4	4	2	2	3	1	2	1	1
1933	5	5	2	4	2		1	3	2
1934	6	6		4	3		2	3	
1935	2	8	1	2	5		0	3	1
1936	7	5		4	3		3	2	
1937	8	3		4	2		4	1	
1938	6	3	2	3	1	1	3	2	1
1939	8	2	1	5	0	1	3	2	
1940	9	2		6	0		3	2	
1941	6	5		4	2		2	3	
1942	10	1		5	1		5	0	
1943	6	3	1	4	2		2	1	1
1944	6	3	1	4	2		2	1	1
1945	8	2		6	0		2	2	
1946	5	5	1	3	2	1	2	3	
1947	4	8		4	2		0	6	
1948	7	5		4	2		3	3	
1949	4	7	1	3	3		1	4	1
1950	3	9		1	5		2	4	
1951	5	7		2	4		3	3	
1952	4	8		1	5		3	3	
1953	6	5	1	3	3		3	2	1
1954	3	9		3	3		0	6	
1955	8	4		3	3		5	1	
1956	6	6		4	2		2	4	
1957	5	6	1	2	3	1	3	3	
1958	4	7	1	3	2	1	1	5	
1959	3	9		2	4		1	5	
1960	1	9	2	1	4	1	0	5	1
1961	1	12	1	1	6		0	6	1
1962	5	7	2	3	4		2	3	2
1963	3	11		1	6		2	5	
1964	6	8		4	3		2	5	
1965	6	8		3	4		3	4	
1966	7	7		4	3		3	4	

Season	All Games			Home Games			Road Games		
	W	L	T	W	L	T	W	L	T
1967	5	6	3	2	4	1	3	2	2
1968	5	9		3	4		2	5	
1969	7	5	2	4	2	1	3	3	1
1970	6	8		4	3		2	5	
1971	9	4	1	4	2	1	5	2	
1972	11	3		6	1		5	2	
1973	10	4		7	0		3	4	
1974	10	4		6	1		4	3	
1975	8	6		5	2		3	4	
1976	10	4		5	2		5	2	
1977	9	5		5	2		4	3	
1978	8	8		5	3		3	5	
1979	10	6		6	2		4	4	
1980	6	10		4	4		2	6	
1981	8	8		5	3		3	5	
1982	8	1		3	1		5	0	
1983	14	2		7	1		7	1	
1984	11	5		7	1		4	4	
1985	10	6		5	3		5	3	
1986	12	4		7	1		5	3	
1987	11	4		6	1		5	3	
1988	7	9		4	4		3	5	
1989	10	6		4	4		6	2	
1990	10	6		7	1		3	5	
1991	14	2		7	1		7	1	
1992	9	7		6	2		3	5	
1993	4	12		3	5		1	7	
1994	3	13		0	8		3	5	
1995	6	10		4	4		2	6	
1996	9	7		5	3		4	4	
1997	8	7	1	5	2	1	3	5	
1998	6	10		4	4		2	6	
1999	10	6		6	2		4	4	
2000	8	8		4	4		4	4	
2001	8	8		4	4		4	4	
2002	7	9		5	3		2	6	
2003	5	11		3	5		2	6	
2004	6	10		3	5		3	5	
2005	10	6		6	2		4	4	
2006	5	11		3	5		2	6	
2007	9	7		5	3		4	4	
2008	8	8		4	4		4	4	
2009	4	12		3	5		1	7	
2010	6	10		2	6		4	4	
2011	5	11		2	6		3	5	
2012	10	6		5	3		5	3	
2013	3	13		2	6		1	7	
2014	4	12		3	5		1	7	
2015	9	7		6	2		3	5	
2016	8	7	1	4	4		4	3	1
2017	7	9		5	3		2	6	
2018	7	9		3	5		4	4	
2019	3	13		1	7		2	6	
2020	7	9		3	5		4	4	
Total	610	612	28	349	274	11	261	338	17

*includes Boston Braves (1932), Boston Redskins (1933-36) and Washington Redskins (1937-2019).

INSIDE THE NUMBERS**ALL-TIME REGULAR-SEASON RECORDS
OF NFL FRANCHISES**

AFC	W	L	T	Pct.
Baltimore	225	174	1	.564
New England	519	404	9	.562
Miami	467	377	4	.553
Kansas City	495	425	12	.538
Pittsburgh	643	556	21	.536
Indianapolis	534	473	7	.530
Denver	488	434	10	.529
Las Vegas	481	440	11	.522
Los Angeles Chargers	459	462	11	.498
Cleveland	486	505	11	.490
Tennessee	451	475	6	.487
Buffalo	438	486	8	.474
Cincinnati	363	452	5	.446
Houston	135	169	0	.444
New York Jets	410	514	8	.444
Jacksonville	177	239	0	.425
NFC				
W	L	T	Pct.	
Green Bay	769	577	38	.571
Dallas	526	398	6	.569
Chicago	777	599	42	.565
Minnesota	495	412	11	.546
San Francisco	551	485	14	.532
New York Giants	702	618	33	.532
Seattle	367	340	1	.519
Los Angeles Rams	587	575	21	.505
Washington	610	612	28	.499
Philadelphia	585	615	26	.488
Carolina	200	215	1	.482
New Orleans	387	442	5	.467
Detroit	567	681	33	.454
Atlanta	369	473	6	.438
Arizona	566	761	41	.427
Tampa Bay	278	429	1	.393

From 1920-71, ties were not included in win percentage.

ATTENDANCE/TV RATINGS

10 MOST-VIEWED TV PROGRAMS & ESTIMATED TOTAL NUMBER OF VIEWERS

(Based on Nielsen Company Figures)

Program	Date	Network	*Total Viewers
Super Bowl LI	Feb. 5, 2017	FOX	172,000,000
Super Bowl 50	Feb. 7, 2016	CBS	167,000,000
Super Bowl XLVII	Feb. 3, 2013	CBS	164,100,000
Super Bowl XLV	Feb. 6, 2011	FOX	162,900,000
Super Bowl XLIX	Feb. 1, 2015	NBC	161,300,000
Super Bowl XLVIII	Feb. 2, 2014	FOX	161,100,000
Super Bowl XLVI	Feb. 5, 2012	NBC	159,200,000
Super Bowl LII	Feb. 4, 2018	NBC	159,100,000
Super Bowl XLIV	Feb. 7, 2010	CBS	153,400,000
Super Bowl XLIII	Feb. 1, 2009	NBC	151,600,000

*Watched some portion of the broadcast

TOP 20 U.S. TELEVISION BROADCASTS OF 2020

(Based on Nielsen Company Figures)

Rank	Show	Network	**Viewers
1.	*Super Bowl LIV (SF/KC)	FOX	102,031,000
2.	*NFC Championship (GB/SF)	FOX	43,625,000
3.	*NFC Divisional Playoff (Sea/GB)	FOX	38,023,000
4.	*AFC Wild Card Playoff (Ten/NE)	CBS	31,828,000
5.	*AFC Divisional Playoff (Ten/Bal)	CBS	29,828,000
6.	The Masked Singer/Post-Super Bowl	FOX	27,407,000
7.	College Football National Championship	ESPN	25,842,000
8.	The Oscars	ABC	24,316,000
9.	Houston at Kansas City, Week 1	NBC	20,853,000
10.	*Kansas City at Las Vegas, Week 11	NBC	19,777,000
11.	Grammy Awards	CBS	19,774,000
12.	Golden Globe Awards	NBC	19,196,000
13.	*Dallas at L.A. Rams, Week 1	NBC	19,151,000
14.	60 Minutes	CBS	18,611,000
15.	Presidential Debate	Fox News	18,135,000
16.	*Green Bay at New Orleans, Week 3	NBC	18,026,000
17.	*New England at Seattle, Week 2	NBC	17,935,000
18.	JEOPARDY! Greatest of All-Time, Nt. 3	ABC	17,388,000
19.	*New Orleans at Tampa Bay, Week 9	NBC	17,094,000
20.	*Dallas at Philadelphia, Week 8	NBC	17,080,000

*12 of Top 20 TV broadcasts in 2020 were NFL games.

**Represents the average audience throughout the telecast (what's reported in usual ratings/viewership).

NFL'S 10 HIGHEST-SCORING WEEKENDS

Point Total	Date	Week of Season
859	Dec. 5, 8-9, 2013	14th
853	Sept. 17, 20-21, 2020	Second
844	Dec. 12, 15-16, 2013	15th
838	Jan. 3, 2021	17th
837	Nov. 20-24, 2008	12th
835	Sept. 24, 27-28, 2020	Third
830	Dec. 17, 19-21, 2020	15th
825	Dec. 22, 24-26, 2016	16th
813	Dec. 5, 8-9, 2019	14th
801	Sept. 27, Sept. 30-Oct. 1, 2018	Fourth

NFL'S TOP FIVE PAID ATTENDANCE TOTALS, ALL GAMES

Year	Preseason	Regular Season	Postseason	All Games
2007	4,119,278	17,345,205	792,019	22,256,502
2006	4,083,282	17,340,879	775,551	22,199,712
2008	3,995,942	17,055,982	806,840	21,858,764
2005	3,977,388	17,012,453	802,255	21,792,096
2016	3,836,548	17,081,672	851,548	21,769,768

NFL'S TOP 10 PAID ATTENDANCE WEEKENDS

Weekend	Games	Attendance
Sept. 8, 11-12, 2005	16	1,115,018
Dec. 6, 9-10, 2007	16	1,113,376
Nov. 20-21, 2005	16	1,112,555
Dec. 27-28, 2003	16	1,106,818
Nov. 19-20, 2006	16	1,106,739
Sept. 23-24, 2007	16	1,103,570
Dec. 24-26, 2005	16	1,102,701
Sept. 7, 10-11, 2006	16	1,102,102
Sept. 9, 12-13, 2004	16	1,101,332
Dec. 7, 10-11, 2006	16	1,099,794

NFL'S TOP 10 TEAM SINGLE-SEASON HOME PAID ATTENDANCE TOTALS

Year	Club	Games	Attendance
2007	Washington Redskins	8	711,471
2008	Washington Redskins	8	710,049
2006	Washington Redskins	8	708,952
2004	Washington Redskins	8	707,920
2005	Washington Redskins	8	707,614
2017	Dallas Cowboys	8	686,833
2009	Washington Redskins	8	681,703
2010	Washington Redskins	8	680,966
2016	Dallas Cowboys	8	678,465
2018	Dallas Cowboys	8	673,134

NFL'S 10 HIGHEST SINGLE-GAME ATTENDANCE TOTALS

Date	Site	Game	Teams	Attendance
Aug. 15, 1994	Estadio Azteca	American Bowl (Mexico City)	Cowboys vs. Oilers	112,376
Aug. 17, 1998	Estadio Azteca	American Bowl (Mexico City)	Cowboys vs. Patriots	106,424
Aug. 22, 1947	Soldier Field	College All-Star	Bears vs. All-Stars	105,840
Sept. 20, 2009	Cowboys Stadium	Regular Season	Cowboys vs. Giants	105,121
Aug. 4, 1997	Estadio Guillermo Canedo	American Bowl (Mexico City)	Broncos vs. Dolphins	104,629
Jan. 20, 1980	Rose Bowl	Super Bowl XIV	Steelers vs. Rams	103,985
Jan. 30, 1983	Rose Bowl	Super Bowl XVII	Redskins vs. Dolphins	103,667
Oct. 2, 2005	Estadio Azteca	Regular Season (Mexico City)	49ers at Cardinals	103,467
Jan. 9, 1977	Rose Bowl	Super Bowl XI	Raiders vs. Vikings	103,438
Nov. 10, 1957	L.A. Coliseum	Regular Season	49ers at Rams	102,368

PAID ATTENDANCE**NFL PAID ATTENDANCE**

Year	Regular Season		Average	Postseason	Total
2020*	1,004,097 (256 games)		3,922	81,674	1,085,771
2019	16,382,231 (256 games)		63,993	825,897	17,208,128
2018	16,428,195 (256 games)		64,173	863,211	17,291,406
2017	16,423,853 (256 games)		64,156	807,498	17,231,351
2016	17,081,672 (256 games)		66,725	851,548	17,933,220
2015	16,774,160 (256 games)		65,524	795,438	17,569,598
2014	16,928,403 (255 games****)		66,386	842,309	17,770,712
2013	16,837,676 (256 games)		65,772	822,651	17,660,327
2012	16,658,950 (256 games)		65,074	821,433	17,480,383
2011	16,562,706 (256 games)		64,698	828,457	17,391,163
2010	16,569,514 (255 games****)		64,978	800,426	17,369,940
2009	16,651,126 (256 games)		65,043	823,882	17,475,008
2008	17,055,982 (256 games)		66,625	806,840	17,862,822
2007	17,345,205 (256 games)		#67,755	792,019	#18,137,224
2006	17,340,879 (256 games)		67,738	775,551	18,116,430
2005	17,012,453 (256 games)		66,455	802,255	17,814,708
2004	17,000,811 (256 games)		66,409	788,965	17,789,776
2003	16,913,584 (255 games***)		66,328	805,546	17,719,130
2002	16,833,310 (256 games)		65,755	781,944	17,615,254
2001	16,166,258 (248 games)		65,187	766,905	16,933,163
2000	16,387,289 (248 games)		66,078	809,132	17,196,421
1999	16,206,640 (248 games)		65,349	793,759	17,000,399
1998	15,364,873 (240 games)		64,020	822,885	16,187,758
1997	14,967,314 (240 games)		62,364	801,879	15,769,193
1996	14,612,417 (240 games)		60,885	769,310	15,381,727
1995	15,043,562 (240 games)		62,682	790,906	15,834,468
1994	14,030,435 (224 games)		62,636	779,738	14,810,173
1993	13,966,843 (224 games)		62,352	814,607	14,781,450
1992	13,828,887 (224 games)		61,736	815,910	14,644,797
1991	13,841,459 (224 games)		61,792	813,247	14,654,706
1990	13,959,896 (224 games)		62,321	847,543	14,807,439
1989	13,625,662 (224 games)		60,829	685,771	14,311,433
1988	13,539,848 (224 games)		60,446	658,317	14,198,165
1987	11,406,166 (210 games**)		54,315	656,977	12,063,143
1986	13,588,551 (224 games)		60,663	734,002	14,322,553
1985	13,345,047 (224 games)		59,567	710,768	14,055,815
1984	13,398,112 (224 games)		59,813	665,194	14,063,306
1983	13,277,222 (224 games)		59,273	675,513	13,952,735
1982	7,367,438 (126 games*)		58,472	#1,033,153	8,400,591
1981	13,606,990 (224 games)		60,745	637,763	14,244,753
1980	13,392,230 (224 games)		59,787	624,430	14,016,660
1979	13,182,039 (224 games)		58,848	630,326	13,812,365
1978	12,771,800 (224 games)		57,017	624,388	13,396,188
1977	11,018,632 (196 games)		56,218	534,925	11,553,557
1976	11,070,543 (196 games)		56,482	492,884	11,563,427
1975	10,213,193 (182 games)		56,116	475,919	10,689,112
1974	10,236,322 (182 games)		56,244	438,664	10,674,986
1973	10,730,933 (182 games)		58,961	525,433	11,256,366
1972	10,445,827 (182 games)		57,395	483,345	10,929,172
1971	10,076,035 (182 games)		55,363	483,891	10,559,926
1970	9,533,333 (182 games)		52,381	458,493	9,991,826
1969	6,096,127 (112 games)	NFL	54,430	162,279	6,258,406
	2,843,373 (70 games)	AFL	40,620	167,088	3,010,461
1968	5,882,313 (112 games)	NFL	52,521	215,902	6,098,215
	2,635,004 (70 games)	AFL	37,643	114,438	2,749,442
1967	5,938,924 (112 games)	NFL	53,026	166,208	6,105,132
	2,295,697 (63 games)	AFL	36,439	53,330	2,349,027
1966	5,337,044 (105 games)	NFL	50,829	74,152	5,411,196
	2,160,369 (63 games)	AFL	34,291	42,080	2,202,449
1965	4,634,021 (98 games)	NFL	47,286	100,304	4,734,325
	1,782,384 (56 games)	AFL	31,828	30,361	1,812,745
1964	4,563,049 (98 games)	NFL	46,562	79,544	4,642,593
	1,447,875 (56 games)	AFL	25,855	40,242	1,488,117
1963	4,163,643 (98 games)	NFL	42,486	45,801	4,209,444
	1,208,697 (56 games)	AFL	21,584	63,171	1,271,868
1962	4,003,421 (98 games)	NFL	40,851	64,892	4,068,313
	1,147,302 (56 games)	AFL	20,487	37,981	1,185,283

PAID ATTENDANCE

Year	Regular Season		Average	Postseason	Total
1961	3,986,159 (98 games)	NFL	40,675	39,029	4,025,188
	1,002,657 (56 games)	AFL	17,904	29,556	1,032,213
1960	3,128,296 (78 games)	NFL	40,106	67,325	3,195,621
	926,156 (56 games)	AFL	16,538	32,183	958,339
1959	3,140,000 (72 games)		43,617	57,545	3,197,545
1958	3,006,124 (72 games)		41,752	123,659	3,129,783
1957	2,836,318 (72 games)		39,393	119,579	2,955,897
1956	2,551,263 (72 games)		35,434	56,836	2,608,099
1955	2,521,836 (72 games)		35,026	85,693	2,607,529
1954	2,190,571 (72 games)		30,425	43,827	2,234,398
1953	2,164,585 (72 games)		30,064	54,577	2,219,162
1952	2,052,126 (72 games)		28,502	97,507	2,149,633
1951	1,913,019 (72 games)		26,570	57,522	1,970,541
1950	1,977,753 (78 games)		25,356	136,647	2,114,400
1949	1,391,735 (60 games)		23,196	27,980	1,419,715
1948	1,525,243 (60 games)		25,421	36,309	1,561,552
1947	1,837,437 (60 games)		30,624	66,268	1,903,705
1946	1,732,135 (55 games)		31,493	58,346	1,790,481
1945	1,270,401 (50 games)		25,408	32,178	1,302,579
1944	1,019,649 (50 games)		20,393	46,016	1,065,665
1943	969,128 (40 games)		24,228	71,315	1,040,443
1942	887,920 (55 games)		16,144	36,006	923,926
1941	1,108,615 (55 games)		20,157	55,870	1,164,485
1940	1,063,025 (55 games)		19,328	36,034	1,099,059
1939	1,071,200 (55 games)		19,476	32,279	1,103,479
1938	937,197 (55 games)		17,040	48,120	985,317
1937	963,039 (55 games)		17,510	15,878	978,917
1936	816,007 (54 games)		15,111	29,545	845,552
1935	638,178 (53 games)		12,041	15,000	653,178
1934	492,684 (60 games)		8,211	35,059	527,743

Record

*Players' 57-day strike reduced 224-game schedule to 126 games.

**Players' 24-day strike reduced 224-game schedule to 210 games.

***The Week 8 Miami at San Diego game is not included. The game was moved to Arizona due to the San Diego wildfires and tickets were distributed at no charge.

****The Week 14 N.Y. Giants at Minnesota game is not included. The game was moved to Detroit due to the Minneapolis blizzard. Original game tickets were cross-honored at Ford Field. Remaining tickets were distributed at no charge.

*****The Week 12 N.Y. Jets at Buffalo game is not included. The game was moved to Detroit due to the Buffalo blizzard.

%The 2020 season was played during the COVID-19 pandemic.

History

Pro Football Hall of Fame, Enshrinee Biographies	330
Pro Football Hall of Fame, Enshrinees by Year of Induction	347
Hall of Fame Games, NFL	348
Chronology of Professional Football	349
Past NFL Standings	370
All-Time Team vs. Team Results	400
Super Bowl Standings/Most Valuable Players	487
Super Bowl Game Results/Game LV Summary	488
Playoff Game Summaries	490
Sunday Night Won-Loss Records	502
Monday Night Won-Loss Records	504
Monday Night Football Individual Records	506
International Games	508
Kickoff Weekend, NFL Opening	509
Thanksgiving Day Football Results	510
Thanksgiving Day Individual Records	513
Interconference Games	514
Walter Payton Award	515
Associated Press NFL Most Valuable Players	516
Associated Press Awards	518
Number-One Draft Choices	520
First-Round Selections	522
Pro Bowl All-Time Results	533

PRO FOOTBALL HALL OF FAME

The Pro Football Hall of Fame opened its doors more than a half century ago. From its humble beginnings in 1963 to today, the Pro Football Hall of Fame has grown in both size and stature. Recognized worldwide as America's premier sports Hall of Fame, it is doubtful that even the most optimistic of those who led the drive to bring the Hall of Fame to Canton, Ohio, could have envisioned the successes it would realize.

An exhilarating museum and attraction, the Hall of Fame pays tribute to the talents and triumphs of pro football's greatest stars. Chronicled within the walls of the Hall of Fame are the stories and circumstances of play that bring to life words such as courage, dedication, vision, fair play, integrity and excellence.

The Pro Football Hall of Fame has welcomed over 10 million fans. Each year, visitors travel from each of the 50 states in the United States and from upwards of 70 foreign countries to tour the Hall of Fame.

Today, the Hall of Fame reaches tens of millions of additional football fans each year through broad outreach such as national televised events, an in-depth website, educational and youth programs, social media, traveling exhibits, and special events held around the country.

The Pro Football Hall of Fame works collaboratively with the pro football family - the National Football League, the 32 NFL clubs, and other entities. The cooperative efforts of all of these organizations have contributed greatly to the overall success of the Pro Football Hall of Fame. In turn, the Hall strives to serve as the best possible historical showplace and repository for the sport of pro football.

The Hall of Fame is a 501(c)(3) not-for-profit educational institution guided by its Mission to "Honor the Heroes of the Game, Preserve its History, Promote its Values & Celebrate Excellence EVERYWHERE!

A 48-member Selection Committee, made up of media representatives, elects new members to the Pro Football Hall of Fame. The year-round selection process culminates with the election of no fewer than four or

no more than eight new members each year. An affirmative vote of 80 percent is needed for election.

The charter class of 17 enshrinees was elected in 1963 and the honor roll now stands at 354 (188 living as of May 31, 2021) with the election of an eight-man class in 2021. That class consists of Alan Faneca, Tom Flores, Calvin Johnson, John Lynch, Peyton Manning, Bill Nunn, Drew Pearson and Charles Woodson.

ROSTER OF MEMBERS HERB ADDERLEY

Cornerback. 6-0, 205. Born in Philadelphia, Pa., June 8, 1939. Died Oct. 30, 2020. Michigan State. Inducted in 1980. 1961-69 Green Bay Packers, 1970-72 Dallas Cowboys. **Highlights:** 48 interceptions, seven touchdowns. Played in four Super Bowls, five Pro Bowls.

TROY AIKMAN

Quarterback. 6-4, 219. Born in West Covina, Calif., Nov. 21, 1966. Oklahoma, UCLA. Inducted in 2006. 1989-2000 Dallas Cowboys. **Highlights:** His 90 wins in 1990s made him winningest quarterback in that decade. Led Cowboys to three Super Bowl wins. Passed for 32,942 yards, 165 touchdowns. Named to six Pro Bowls.

GEORGE ALLEN

Coach. Born in Detroit, Mich., April 29, 1918. Died Dec. 31, 1990. Alma College, Eastern Michigan, Marquette, Michigan. Inducted in 2002. 1966-70 Los Angeles Rams, 1971-77 Washington Redskins. **Highlights:** 118-54-5 overall record. Never suffered a losing season, and ranked 10th in coaching victories at time of retirement.

LARRY ALLEN

Guard-tackle. 6-3, 325. Born in Los Angeles, Calif., Nov. 27, 1971. Inducted in 2013. 1994-2005 Dallas Cowboys, 2006-07 San Francisco 49ers. **Highlights:** Named first-team All-Pro seven straight seasons. Elected to 11 Pro Bowls. Member of NFL's All-Decade Teams of 1990s and 2000s.

MARCUS ALLEN

Running back. 6-2, 210. Born in San Diego, Calif., March 26, 1960. Southern California. Inducted in 2003. 1982-92 Los Angeles Raiders, 1993-97 Kansas City Chiefs. **Highlights:** First player in NFL history to tally 10,000 rushing yards and 5,000 receiving yards. MVP, Super Bowl XVIII.

LANCE ALWORTH

Wide receiver. 6-0, 184. Born in Houston, Texas, Aug. 3, 1940. Arkansas. Inducted in 1978. 1962-70 San Diego Chargers, 1971-72 Dallas Cowboys. **Highlights:** 542 receptions for 10,266 yards, 85 touchdowns. All-AFL seven times, seven All-Star games.

MORTEN ANDERSEN

Kicker. 6-2, 218. Born in Struer, Denmark, Aug. 19, 1960. Michigan State. Inducted in 2017. 1982-94 New Orleans Saints, 1995-2000, 2006-07 Atlanta Falcons, 2001 New York Giants, 2002-03 Kansas City Chiefs, 2004 Minnesota Vikings. **Highlights:** Set NFL records for career points (2,544), most field goals (565), games played (382).

DOUG ATKINS

Defensive end. 6-8, 275. Born in Humboldt, Tenn., May 8, 1930. Tennessee. Died Dec. 30, 2015. Inducted in 1982. 1953-54 Cleveland Browns, 1955-66 Chicago Bears, 1967-69 New Orleans Saints. **Highlights:** Eight Pro Bowls, All-NFL four times. Played for 17 years, 205 games.

STEVE ATWATER

Safety. 6-3, 218. Born in Chicago, Ill., Oct. 28, 1966. Arkansas. Inducted in 2020. 1989-98 Denver Broncos, 1999 New York Jets. **Highlights:** Totaled more than 1,000 career tackles. 24 career interceptions. Voted to eight Pro Bowls.

MORRIS (RED) BADGRO

End. 6-0, 190. Born in Orillia, Wash., Dec. 1, 1902. Died July 13, 1998. Southern California. Inducted in 1981. 1927-28 New York Yankees, 1930-35 New York Giants, 1936 Brooklyn Dodgers. **Highlights:** First- or second-team All-NFL four times. Scored first touchdown in NFL Championship Game series.

CHAMP BAILEY

Cornerback. 6-0, 192. Born in Fort Campbell, Ky., June 22, 1978. Georgia. Inducted in 2019. 1999-2003 Washington Redskins, 2004-13 Denver Broncos. **Highlights:** Amassed 52 career interceptions returned for 464 yards and four TDs. Voted to 12 Pro Bowls.

LEM BARNEY

Cornerback. 6-0, 190. Born in Gulfport, Miss., Sept. 8, 1945. Jackson State. Inducted in 1992. 1967-77 Detroit Lions. **Highlights:** 56 interceptions for 1,077 yards, 11 touchdowns (7 defensive, 4 special teams). Seven Pro Bowls, All-NFL/NFC four times.

CLIFF BATTLES

Halfback. 6-1, 195. Born in Akron, Ohio, May 1, 1910. Died April 28, 1981. West Virginia Wesleyan. Inducted in 1968. 1932 Boston Braves, 1933-36 Boston Redskins, 1937 Washington Redskins. **Highlights:** NFL rushing champion 1932, 1937. First to gain more than 200 yards in a game, 1933.

SAMMY BAUGH

Quarterback. 6-2, 180. Born in Temple, Texas, March 17, 1914. Died Dec. 17, 2008. TCU. Inducted in 1963. 1937-52 Washington Redskins. **Highlights:** Charter enshrinee. Six-time NFL passing leader. NFL passing, punting, interception champ, 1943.

BOBBY BEATHARD

Contributor. Born in Zanesville, Ohio, Jan. 24, 1937. Cal Poly-San Luis Obispo. Inducted in 2018. 1966-67 Kansas City Chiefs, 1968-71 Atlanta Falcons, 1972-77 Miami Dolphins, 1978-88 Washington Redskins, 1990-99 San Diego Chargers. **Highlights:** Noted for his adept eye for talent. Integral part of Miami's first two Super Bowl teams. As Redskins general manager, team made five playoff appearances in six-season span, including two Super Bowl titles. Guided San Diego to first Super Bowl appearance.

PRO FOOTBALL HALL OF FAME

CHUCK BEDNARIK

Center-linebacker. 6-3, 230. Born in Bethlehem, Pa., May 1, 1925. Died March 21, 2015. Pennsylvania. Inducted in 1967. 1949-62 Philadelphia Eagles. **Highlights:** Eight Pro Bowls. Missed three games in 14 years. Named NFL all-time center, 1969.

BERT BELL

Team owner. Commissioner. Born in Philadelphia, Pa., Feb. 25, 1895. Died Oct. 11, 1959. Pennsylvania. Inducted in 1963. 1933-40 Philadelphia Eagles, 1941-42 Pittsburgh Steelers, 1943 Phil-Pitt, 1944 Card-Pitt, 1945-46 Pittsburgh Steelers. Commissioner, 1946-59. **Highlights:** Charter enshrinee. Built NFL image as commissioner, 1946-1959. Set up long-term television policies.

BOBBY BELL

Linebacker. 6-4, 225. Born in Shelby, N.C., June 17, 1940. Minnesota. Inducted in 1983. 1963-74 Kansas City Chiefs. **Highlights:** 26 interceptions. All-AFL/AFC eight times. Nine career touchdowns, one on inside-kick return.

RAYMOND BERRY

End. 6-2, 187. Born in Corpus Christi, Texas, Feb. 27, 1933. Southern Methodist. Inducted in 1973. 1955-67 Baltimore Colts. **Highlights:** 631 receptions for 9,275 yards, 68 touchdowns. Set NFL title game mark with 12 catches for 178 yards, 1958.

ELVIN BETHEA

Defensive end. 6-2, 260. Born in Trenton, N.J., March 1, 1946. North Carolina A&T. Inducted in 2003. 1968-83 Houston Oilers. **Highlights:** Led team in sacks six times. Elected to eight Pro Bowls. Played for 16 years, 210 games.

JEROME BETTIS

Running back. 5-11, 243. Born in Detroit, Mich., Feb. 16, 1972. Notre Dame. Inducted in 2015. 1993-95 Los Angeles/St. Louis Rams, 1996-2005 Pittsburgh Steelers. **Highlights:** Ranked fifth all-time with 13,662 career rushing yards at retirement. Voted to six Pro Bowls.

CHARLES W. BIDWILL SR.

Team owner. Born in Chicago, Ill., Sept. 16, 1895. Died April 19, 1947. Loyola of Chicago. Inducted in 1967. 1933-43 Chicago Cardinals, 1944 Card-Pitt, 1945-47 Chicago Cardinals. **Highlights:** Guiding light for NFL during depression years. Built famous "Dream Backfield."

FRED BILETNIKOFF

Wide receiver. 6-1, 190. Born in Erie, Pa., Feb. 23, 1943. Florida State. Inducted in 1988. 1965-78 Oakland Raiders. **Highlights:** 589 receptions for 8,974 yards, 76 touchdowns. 40 catches 10 straight years. MVP, Super Bowl XI.

GEORGE BLANDA

Quarterback-kicker. 6-2, 215. Born in Youngwood, Pa., Sept. 17, 1927. Died Sept. 27, 2010. Kentucky. Inducted in 1981. 1949-58 Chicago Bears, 1950 Baltimore Colts, 1960-66 Houston Oilers, 1967-75 Oakland Raiders. **Highlights:** 2,002 career points. 26-season, 340-game career longest in NFL history at retirement.

MEL BLOUNT

Cornerback. 6-3, 205. Born in Vidalia, Ga., April 10, 1948. Southern University. Inducted in 1989. 1970-83 Pittsburgh Steelers. **Highlights:** 57 interceptions for 736 yards. NFL defensive MVP, 1975. Started in four Super Bowl victories.

PAT BOWLEN

Team owner. Born in Prairie du Chien, Wis., Feb. 18, 1944. Died June 13, 2019. Oklahoma. Inducted in 2019. 1984-2019 Denver Broncos. **Highlights:** Shaped the Broncos into one of the most storied franchises in NFL history. More than 350 victories, seven Super Bowl appearances during his ownership.

TERRY BRADSHAW

Quarterback. 6-3, 210. Born in Shreveport, La., September 2, 1948. Louisiana Tech. Inducted in 1989. 1970-83 Pittsburgh Steelers. **Highlights:** 27,989 yards passing, 212 touchdowns. MVP in Super Bowls XIII, XIV.

GIL BRANDT

Contributor. Born in Milwaukee, Wis., March 4, 1933. Wisconsin. Inducted in 2019. 1960-88 Dallas Cowboys, 1995-present National Football League. **Highlights:** Developed innovative scouting and management of personnel systems. Built Cowboys roster, which had winning records in 20 consecutive seasons. Serves as resident historian for NFL.com.

ROBERT BRAZILE

Linebacker. 6-4, 241. Born in Mobile, Ala., Feb. 7, 1953. Jackson State. Inducted in 2018. 1975-84 Houston Oilers. **Highlights:** Defensive Rookie of the Year, 1975. All-Pro five straight seasons, 1976-1980. Selected to seven Pro Bowls. Named to NFL's All-Decade Team of 1970s.

DERRICK BROOKS

Linebacker. 6-0, 232. Born in Pensacola, Fla., April 18, 1973. Florida State. Inducted in 2014. 1995-2008 Tampa Bay Buccaneers. **Highlights:** Never missed a game. NFL Defensive Player of the Year in 2002. Named to NFL's All-Decade Team of 2000s.

BOB (BOOMER) BROWN

Tackle. 6-4, 280. Born in Cleveland, Ohio, Dec. 8, 1941. Nebraska. Inducted in 2004. 1964-68 Philadelphia Eagles, 1969-70 Los Angeles Rams, 1971-73 Oakland Raiders. **Highlights:** All-NFL seven of 10 seasons, six Pro Bowls. Named to 1960s All-Decade Team.

JIM BROWN

Fullback. 6-2, 228. Born in St. Simons, Ga., Feb. 17, 1936. Syracuse. Inducted in 1971. 1957-65 Cleveland Browns. **Highlights:** 12,312 yards rushing, 756 points. Led NFL rushers eight years. Nine consecutive Pro Bowls.

PAUL BROWN

Coach. Born in Norwalk, Ohio, Sept. 7, 1908. Died Aug. 5, 1991. Miami (Ohio). Inducted in 1967. 1946-49 Cleveland Browns (AAFC), 1950-62 Cleveland Browns. **Highlights:** Built Cleveland dynasty with 167-53-8 record, four AAFC titles, three NFL crowns. Returned to coaching with Cincinnati Bengals after induction, 1968-75.

ROOSEVELT BROWN

Tackle. 6-3, 255. Born in Charlottesville, Va., Oct. 20, 1932. Died June 9, 2004. Morgan State. Inducted in 1975. 1953-65 New York Giants. **Highlights:** All-NFL eight consecutive years, nine Pro Bowls. NFL's lineman of year, 1956.

TIM BROWN

Wide receiver-kick returner-punt returner. 6-0, 195. Born in Dallas, Texas, July 22, 1966. Notre Dame. Inducted in 2015. 1988-2003 Los Angeles/Oakland Raiders, 2004 Tampa Bay Buccaneers. **Highlights:** At retirement, 14,934 career receiving yards were second all-time; 1,094 receptions were third; and 100 touchdown catches were tied for third.

WILLIE BROWN

Cornerback. 6-1, 210. Born in Yazoo City, Miss., Dec. 2, 1940. Died Oct. 22, 2019. Grambling. Inducted in 1984. 1963-66 Denver Broncos, 1967-78 Oakland Raiders. **Highlights:** 54 interceptions for 472 yards. Scored on 75-yard interception in Super Bowl XI.

ISAAC BRUCE

Wide receiver. 6-1, 184. Born in Ft. Lauderdale, Fla., Nov. 10, 1972. Memphis. Inducted in 2020. 1994-2007 Los Angeles/St. Louis Rams, 2008-09 San Francisco 49ers. **Highlights:** Career total 1,024 receptions for 15,208 yards and 91 TDs. 12 seasons with 50-or-more catches.

BUCK BUCHANAN

Defensive tackle. 6-7, 274. Born in Gainesville, Ala., Sept. 10, 1940. Died July 16, 1992. Grambling. Inducted in 1990. 1963-75 Kansas City Chiefs. **Highlights:** Led Chiefs defensive efforts in Super Bowl I, IV. Did not miss a game in 13 years.

NICK BUONICONTI

Linebacker. 5-11, 220. Born in Springfield, Mass., Dec. 15, 1940. Died July 30, 2019. Notre Dame. Inducted in 2001. 1962-68 Boston Patriots, 1969-74, 1976 Miami Dolphins. **Highlights:** All-AFL/AFC eight times. Named to AFL's All-Time Team.

PRO FOOTBALL HALL OF FAME

DICK BUTKUS

Linebacker. 6-3, 245. Born in Chicago, Ill., Dec. 9, 1942. Illinois. Inducted in 1979. 1965-73 Chicago Bears. **Highlights:** All-NFL six years, eight consecutive Pro Bowls. 27 fumble recoveries.

JACK BUTLER

Cornerback. 6-1, 200. Born in Pittsburgh, Pa., Nov. 12, 1927. Died May 11, 2013. St. Bonaventure. Inducted in 2012. 1951-59 Pittsburgh Steelers. **Highlights:** Retired as NFL's second all-time leading interceptor with 52 career picks, returned for 827 yards, four TDs. Named to four Pro Bowls and selected to the NFL's All-Decade Team of 1950s.

EARL CAMPBELL

Running back. 5-11, 233. Born in Tyler, Texas, March 29, 1955. Texas. Inducted in 1991. 1978-84 Houston Oilers, 1984-85 New Orleans Saints. **Highlights:** 9,407 yards rushing, 74 touchdowns. 1,934 yards rushing in 1980, including four games with at least 200 yards.

TONY CANADEO

Halfback. 5-11, 195. Born in Chicago, Ill., May 5, 1919. Died Nov. 29, 2003. Gonzaga. Inducted in 1974. 1941-44, 1946-52 Green Bay Packers. **Highlights:** Two-way player. Third player to rush for 1,000 yards in single season, 1949.

HAROLD CARMICHAEL

Wide receiver. 6-8, 225. Born in Jacksonville, Fla., Sept. 22, 1949. Southern University. Inducted in 2020. 1971-83 Philadelphia Eagles, 1984 Dallas Cowboys. **Highlights:** Career stats: 590 receptions for 8,985 yards, 79 TDs. Registered 40-or-more catches in nine straight seasons. Selected to four Pro Bowls.

JOE CARR

NFL president. Born in Columbus, Ohio, Oct. 23, 1879. Died May 20, 1939. Did not attend college. Inducted in 1963. President, 1921-39 National Football League. **Highlights:** Charter enshrinee. NFL co-organizer, 1920. Introduced standard player contract.

HARRY CARSON

Linebacker. 6-2, 237. Born in Florence, S.C., Nov. 26, 1953. South Carolina State. Inducted in 2006. 1976-88 New York Giants. **Highlights:** 11 career interceptions. Named to nine Pro Bowls. Named first- or second-team All-NFL six times.

CRIS CARTER

Wide receiver. 6-3, 202. Born in Troy, Ohio, Nov. 25, 1965. Inducted in 2013. 1987-89 Philadelphia Eagles, 1990-2001 Minnesota Vikings, 2002 Miami Dolphins. **Highlights:** Recorded eight straight 1,000-yard seasons. Career statistics include 1,101 receptions for 13,899 yards and 130 TD catches. Elected to eight Pro Bowls. Named to NFL's All-Decade Team of 1990s.

DAVE CASPER

Tight end. 6-4, 240. Born in Bemidji, Minn., Feb. 2, 1952. Notre Dame. Inducted in 2002. 1974-80 Oakland Raiders, 1980-83 Houston Oilers, 1983 Minnesota Vikings, 1984 Los Angeles Raiders. **Highlights:** 378 receptions for 5,216 yards, 52 touchdowns. Five consecutive Pro Bowls.

GUY CHAMBERLIN

End. Coach. 6-2, 196. Born in Blue Springs, Neb., Jan. 16, 1894. Died April 4, 1967. Nebraska. Inducted in 1965. 1919 Canton Bulldogs, 1920-21 Decatur Staleys/Chicago Staleys, player-coach 1922-23 Canton Bulldogs, 1924 Cleveland Bulldogs, 1925-26 Frankford Yellowjackets, 1927-28 Chicago Cardinals. **Highlights:** Player-coach of four NFL championship teams. Six-year coaching record of 58-16-7.

JACK CHRISTIANSEN

Safety. 6-1, 185. Born in Sublette, Kan., Dec. 20, 1928. Died June 29, 1986. Colorado State. Inducted in 1970. 1951-58 Detroit Lions. **Highlights:** 46 interceptions. NFL interception leader, 1953, 1957. Eight punt returns for touchdowns.

EARL (DUTCH) CLARK

Quarterback. 6-0, 185. Born in Fowler, Colo., Oct. 11, 1906. Died Aug. 5, 1978. Colorado College. Inducted in 1963. 1931-32 Portsmouth Spartans, 1934-38 Detroit Lions. **Highlights:** Charter enshrinee. NFL scoring champion three years. Led Lions to 1935 NFL title.

GEORGE CONNOR

Tackle-linebacker. 6-3, 240. Born in Chicago, Ill., Jan. 21, 1925. Died March 31, 2003. Holy Cross, Notre Dame. Inducted in 1975. 1948-55 Chicago Bears. **Highlights:** All-NFL at three positions: T, DT, LB. All-NFL five years. Played in first four Pro Bowls.

JIMMY CONZELMAN

Quarterback. Coach. Team owner. 6-0, 180. Born in St. Louis, Mo., March 6, 1898. Died July 31, 1970. Washington of St. Louis. Inducted in 1964. 1920 Decatur Staleys, 1921-22 Rock Island Independents, 1922-24 Milwaukee Badgers; owner-coach 1925-26 Detroit Panthers; player-coach 1927-29, coach 1930 Providence Steam Roller; coach 1940-42, 1946-48 Chicago Cardinals. **Highlights:** Player-coach of four NFL teams in 1920s. Coached Cardinals to 1947 NFL crown.

JIMBO COVERT

Tackle. 6-4, 277. Born in Conway, Pa., March 22, 1960. Pittsburgh. Inducted in 2020. 1983-90 Chicago Bears. **Highlights:** Paved the way for a 1,000-yard rusher every season but one. Named Offensive Lineman of the Year, 1986.

BILL COWHER

Coach. Born in Pittsburgh, Pa., May 8, 1957. North Carolina State. Inducted in 2020. 1992-2006 Pittsburgh Steelers. **Highlights:** Led Pittsburgh to two Super Bowl appearances with a victory over the Seattle Seahawks in Super Bowl XL. Overall record: 161-99-1, 619.

LOU CREEKMUR

Tackle-guard. 6-4, 255. Born in Hopelawn, N.J., Jan. 22, 1927. Died July 5, 2009. William & Mary. Inducted in 1996. 1950-59 Detroit Lions. **Highlights:** All-NFL six times, twice at guard and four times at tackle. Selected to eight Pro Bowls and played on three NFL championship teams.

LARRY CSONKA

Running back. 6-3, 235. Born in Stow, Ohio, Dec. 25, 1946. Syracuse. Inducted in 1987. 1968-74, 1979 Miami Dolphins, 1976-78 New York Giants. **Highlights:** 8,081 yards rushing, 68 touchdowns. MVP Super Bowl VIII. Only 21 fumbles in 1,891 carries and 106 receptions.

CURLEY CULP

Defensive tackle. 6-2, 265. Born in Yuma, Ariz., March 10, 1946. Arizona State. Inducted in 2013. 1968-74 Kansas City Chiefs, 1974-80 Houston Oilers, 1980-81 Detroit Lions. **Highlights:** Started in three AFL/AFC championship games and Super Bowl IV. Named to six Pro Bowls. Earned Defensive Player of the Year honors in 1975.

AL DAVIS

Coach-commissioner-team owner. Born in Brockton, Mass., July 4, 1929. Died Oct. 8, 2011. Wittenberg, Syracuse. Inducted in 1992. 1963-81, 1995-2011 Oakland Raiders, 1982-94 Los Angeles Raiders, 1966 American Football League. **Highlights:** Only person to serve in pros as personnel assistant, scout, assistant coach, head coach, general manager, commissioner, team owner/CEO.

TERRELL DAVIS

Running Back. 5-11, 206. Born in San Diego, Calif., Oct. 28, 1972. Long Beach State, Georgia. Inducted in 2017. 1995-2001 Denver Broncos. **Highlights:** Three-time All-Pro selection. Rushed for 7,607 yards, 60 TDs in just 78 career games. Rushed for 2,008 yards in 1998 to earn NFL MVP. Super Bowl MVP, XXXII.

WILLIE DAVIS

Defensive end. 6-3, 245. Born in Lisbon, La., July 24, 1934. Died April 15, 2020. Grambling. Inducted in 1981. 1958-59 Cleveland Browns, 1960-69 Green Bay Packers. **Highlights:** All-NFL five seasons, five Pro Bowls. Did not miss game in 12-year career.

PRO FOOTBALL HALL OF FAME

BRIAN DAWKINS

Safety. 5-11, 200. Born in Jacksonville, Fla., Oct. 13, 1973. Clemson. Inducted in 2018. 1996-2008 Philadelphia Eagles, 2009-11 Denver Broncos. **Highlights:** Eagles' Defensive MVP five times. All-Pro five seasons. Nine Pro Bowls. Voted to the NFL's All-Decade Team of the 2000s. Intercepted pass in 15 straight seasons.

DERMONTI DAWSON

Center. 6-2, 288. Born in Lexington, Ky., June 17, 1965. Kentucky. Inducted in 2012. 1988-2000 Pittsburgh Steelers. **Highlights:** Played in 170 straight games. Named first-team All-Pro six consecutive seasons and voted to seven straight Pro Bowls. Member of the NFL's All-Decade Team of the 1990s.

LEN DAWSON

Quarterback. 6-0, 190. Born in Alliance, Ohio, June 20, 1935. Purdue. Inducted in 1987. 1957-59 Pittsburgh Steelers, 1960-61 Cleveland Browns, 1962 Dallas Texans, 1963-75 Kansas City Chiefs. **Highlights:** 28,711 yards passing, 239 touchdowns. Four AFL passing crowns. MVP, Super Bowl IV.

FRED DEAN

Defensive end. 6-3, 230. Born in Arcadia, La., Feb. 24, 1952. Died Oct. 14, 2020. Louisiana Tech. Inducted in 2008. 1975-81 San Diego Chargers, 1981-85 San Francisco 49ers. **Highlights:** Had career-high 17.5 sacks in 1983. Played on two Super Bowl championship teams with 49ers (Super Bowls XVI, XIX).

EDWARD DEBARTOLO JR.

Team owner. Born in Youngstown, Ohio, Nov. 6, 1946. Notre Dame. Inducted 2016. 1977-2000 San Francisco 49ers. **Highlights:** 49ers averaged 13 wins per season, including playoffs, from 1981-98 (not including strike-shortened '82 season). 49ers were first team to win five Super Bowls.

JOE DELAMIELLEURE

Guard. 6-3, 254. Born in Detroit, Mich., March 16, 1951. Michigan State. Inducted in 2003. 1973-79, 1985 Buffalo Bills, 1980-84 Cleveland Browns. **Highlights:** Selected All-Pro and All-AFC six consecutive times, 1975-1980. Named to six Pro Bowls. Played 13 years, 185 games.

RICHARD DENT

Defensive end. 6-5, 265. Born in Atlanta, Ga., Dec. 13, 1960. Tennessee State. Inducted in 2011. 1983-93, 1995 Chicago Bears, 1994 San Francisco 49ers, 1996 Indianapolis Colts, 1997 Philadelphia Eagles. **Highlights:** Named MVP of Super Bowl XX. Had double-digit sack totals 10 times. Recorded 137.5 career sacks, third most at time of retirement. Named first- or second-team All-NFL four times, voted to four Pro Bowls.

ERIC DICKERSON

Running back. 6-3, 220. Born in Sealy, Texas, Sept. 2, 1960. Southern Methodist. Inducted in 1999. 1983-87 Los Angeles Rams, 1987-91 Indianapolis Colts, 1992 Los Angeles Raiders, 1993 Atlanta Falcons. **Highlights:** Rushed for 13,259 career yards, including an NFL record 2,105 yards in 1984. All-Pro five times, six Pro Bowls.

DAN DIERDORF

Tackle. 6-3, 290. Born in Canton, Ohio, June 29, 1949. Michigan. Inducted in 1996. 1971-1983 St. Louis Cardinals. **Highlights:** All-Pro five times, played in six Pro Bowls, named NFL's best blocker three times.

BOBBY DILLON

Safety. 6-1, 180. Born in Temple, Texas, Feb. 23, 1930. Died Aug. 22, 2019, Texas. Inducted in 2020. 1952-59 Green Bay Packers. **Highlights:** 52 career interceptions for 976 yards and five TDs. First-Team All-NFL five straight seasons, 1954-58. Registered nine interceptions in a season three times (1953, 1955, 1957).

MIKE DITKA

Tight end. 6-3, 225. Born in Carnegie, Pa., Oct. 18, 1939. Pittsburgh. Inducted in 1988. 1961-66 Chicago Bears, 1967-68 Philadelphia Eagles, 1969-72 Dallas Cowboys. **Highlights:** 427 receptions for 5,812 yards, 43 touchdowns. First tight end selected to Hall of Fame. Five consecutive Pro Bowls.

CHRIS DOLEMAN

Defensive end-linebacker. 6-5, 270. Born in Indianapolis, Ind., Oct. 16, 1961. Died Jan. 28, 2020. Pittsburgh. Inducted in 2012. 1985-93, 1999 Minnesota Vikings, 1994-95 Atlanta Falcons, 1996-98 San Francisco 49ers. **Highlights:** Career sack total of 150.5 was fourth best all-time at retirement. Recorded 10-or-more sacks in a season eight times. Led NFL with 21 sacks, 1989, one short of season record at time. Voted to eight Pro Bowls.

ART DONOVAN

Defensive tackle. 6-3, 265. Born in Bronx, N.Y., June 5, 1925. Died Aug. 4, 2013. Boston College. Inducted in 1968. 1950 Baltimore Colts, 1951 New York Yanks, 1952 Dallas Texans, 1953-61 Baltimore Colts. **Highlights:** Five Pro Bowls. Vital part of Baltimore's climb to powerhouse status in 1950s.

TONY DORSETT

Running back. 5-11, 184. Born in Rochester, Pa., April 7, 1954. Pittsburgh. Inducted in 1994. 1977-87 Dallas Cowboys, 1988 Denver Broncos. **Highlights:** 12,739 yards rushing, 398 receptions, 91 touchdowns. Ran record 99 yards for touchdown vs. Minnesota, Jan., 1983.

JOHN (PADDY) DRISCOLL

Quarterback. 5-11, 160. Born in Evanston, Ill., Jan. 11, 1895. Died June 29, 1968. Northwestern. Inducted in 1965. 1919 Hammond Pros, 1920 Decatur Staleys, 1920-25 Chicago Cardinals, 1926-29 Chicago Bears. **Highlights:** All-NFL seven times. Drop-kicked record four field goals in one game, 1925.

BILL DUDLEY

Halfback. 5-10, 182. Born in Bluefield, Va., Dec. 24, 1921. Died Feb. 4, 2010. Virginia. Inducted in 1966. 1942, 1945-46 Pittsburgh Steelers, 1947-49 Detroit Lions, 1950-51, 1953 Washington Redskins. **Highlights:** Won NFL rushing, interception, punt-return titles, 1946. All-NFL 1942, 1946 and 1947.

TONY DUNGY

Coach. Born in Jackson, Mich., Oct. 6, 1955. Minnesota. Inducted in 2016. 1996-2001 Tampa Bay Buccaneers, 2002-08 Indianapolis Colts. **Highlights:** First African American head coach to win Super Bowl. Overall record as head coach: 148-79-0.

KENNY EASLEY

Safety. 6-3, 206. Born in Chesapeake, Va., Jan. 15, 1959. UCLA. Inducted in 2017. 1981-87 Seattle Seahawks. **Highlights:** Named Defensive Player of the Year in 1984. All-Pro four straight seasons, 1982-85. Career stats: 32 interceptions, 538 yards and three TDs.

ALBERT GLEN (TURK) EDWARDS

Tackle. 6-2, 260. Born in Mold, Wash., Sept. 28, 1907. Died Jan. 12, 1973. Washington State. Inducted in 1969. 1932 Boston Braves, 1933-36 Boston Redskins, 1937-40 Washington Redskins. **Highlights:** All-NFL 1932-34, 1936, 1937. Steam-rolling blocker, smothering tackler.

CARL ELLER

Defensive end. 6-6, 247. Born in Winston-Salem, N.C., Jan. 25, 1942. Minnesota. Inducted in 2004. 1964-78 Minnesota Vikings, 1979 Seattle Seahawks. **Highlights:** Fixture on Vikings' "Purple People Eaters" defensive line, All-Pro five times, elected to six Pro Bowls.

JOHN ELWAY

Quarterback. 6-3, 215. Born in Port Angeles, Wash., June 28, 1960. Stanford. Inducted in 2004. 1983-98 Denver Broncos. **Highlights:** Passed for 51,475 yards, 300 touchdowns. Named to nine Pro Bowls. NFL MVP, 1987; MVP, Super Bowl XXXIII.

PRO FOOTBALL HALL OF FAME

WEEB EWBank

Coach. Born in Richmond, Ind., May 6, 1907. Died Nov. 17, 1998. Miami (Ohio). Inducted in 1978. 1954-62 Baltimore Colts, 1963-73 New York Jets. **Highlights:** Only coach to win championships in both NFL, AFL. Led both Colts (1958 and 1959) and Jets (1968) to championships.

ALAN FANECA

Guard. 6-4, 322. Born in New Orleans, La., Dec. 7, 1976. LSU. Inducted in 2021. 1998-2007 Pittsburgh Steelers, 2008-09 New York Jets, 2010 Arizona Cardinals. **Highlights:** Named All-Pro (first team) six times and second team in 2003 and 2008. All-AFC seven consecutive seasons, 2001-07. Selected to nine consecutive Pro Bowls. Named to NFL's All-Decade Team of the 2000s.

MARSHALL FAULK

Running back. 5-10, 208. Born in New Orleans, La., Feb. 26, 1973. San Diego State. Inducted in 2011. 1994-98 Indianapolis Colts, 1999-2005 St. Louis Rams. **Highlights:** Became second player to eclipse 1,000 yards in rushing and receiving in same season when he set then-record for yards from scrimmage, 1999. NFL's MVP in 2000. Rushed for 1,000 yards in seven of first eight seasons.

BRETT FAVRE

Quarterback. 6-2, 225. Born in Gulfport, Miss., Oct. 10, 1969. Southern Mississippi. Inducted in 2016. 1991 Atlanta Falcons, 1992-2007 Green Bay Packers, 2008 New York Jets, 2009-10 Minnesota Vikings. **Highlights:** Retired as NFL's all-time leading passer (6,300 completions; 10,169 attempts; 71,838 yards; 508 TDs). Three league MVP awards.

TOM FEARS

End. 6-2, 215. Born in Guadalajara, Mexico, Dec. 3, 1922. Died Jan. 4, 2000. Santa Clara, UCLA. Inducted in 1970. 1948-56 Los Angeles Rams. **Highlights:** 400 receptions for 5,397 yards, 38 touchdowns. Led NFL receivers in each of first three seasons. Had then-record 18 receptions in single game.

JIM FINKS

Administrator. Born in St. Louis, Mo., Aug. 31, 1927. Died May 8, 1994. Tulsa. Inducted 1995. 1964-73 Minnesota Vikings, 1974-82 Chicago Bears, 1986-93 New Orleans Saints. **Highlights:** Developed Vikings, Bears, Saints—all teams with losing records—into winners.

RAY FLAHERTY

Coach. Born in Spokane, Wash., Sept. 1, 1903. Died July 19, 1994. Gonzaga. Inducted in 1976. 1936-42 Boston/Washington Redskins, 1946-48 New York Yankees (AAFC), 1949 Chicago Hornets (AAFC). **Highlights:** 82-41-5 coaching record. Introduced screen pass in 1937 title game and platoon system.

TOM FLORES

Coach. Born in Fresno, Calif., March 21, 1937. Fresno City Junior College, Pacific. Inducted in 2021. 1979-87 Oakland/Los Angeles Raiders, 1992-94 Seattle Seahawks. **Highlights:** Regular-season record: 97-87-0. Postseason record: 8-3. Overall record: 105-90-0. Guided Raiders to two Super Bowl championships (XV, XVIII). Named AFC Coach of the Year, 1982.

LEN FORD

Defensive end. 6-4, 260. Born in Washington, D.C., Feb. 18, 1926. Died March 14, 1972. Morgan State, Michigan. Inducted in 1976. 1948-49 Los Angeles Dons (AAFC), 1950-57 Cleveland Browns, 1958 Green Bay Packers. **Highlights:** All-NFL five times, four Pro Bowls. Recovered 20 opponents' fumbles.

DAN FORTMANN

Guard. 6-0, 210. Born in Pearl River, N.Y., April 11, 1916. Died May 23, 1995. Colgate. Inducted in 1965. 1936-43 Chicago Bears. **Highlights:** At 20, became youngest starter in NFL. First- or second-team All-NFL every season of career.

DAN FOUTS

Quarterback. 6-3, 210. Born in San Francisco, Calif., June 10, 1951. Oregon. Inducted in 1993. 1973-87 San Diego Chargers. **Highlights:** 43,040 passing yards, 254 touchdowns. Six Pro Bowls, NFL MVP, 1982.

BENNY FRIEDMAN

Quarterback. 5-10, 183. Born in Cleveland, Ohio, March 18, 1905. Died Nov. 23, 1982. Michigan. Inducted in 2005. 1927 Cleveland Bulldogs, 1928 Detroit Wolverines, 1929-31 New York Giants, 1932-34 Brooklyn Dodgers. **Highlights:** NFL's first great passer. Set league mark for touchdowns with 20 in 1929. Led NFL in touchdown passes each of his first four seasons.

FRANK GATSKI

Center. 6-3, 240. Born in Farmington, W.Va., March 18, 1919. Marshall, Auburn. Died Nov. 22, 2005. Inducted in 1985. 1946-49 Cleveland Browns (AAFC), 1950-56 Cleveland Browns, 1957 Detroit Lions. **Highlights:** Never missed game in high school, college or pro football. Played 11 championship games, winning eight.

BILL GEORGE

Linebacker. 6-2, 230. Born in Waynesburg, Pa., Oct. 27, 1929. Died Sept. 30, 1982. Wake Forest. Inducted in 1974. 1952-65 Chicago Bears, 1966 Los Angeles Rams. **Highlights:** All-NFL eight years. Eight consecutive Pro Bowls. 14 years of service, longest of any Bears player.

JOE GIBBS

Coach. Born in Mocksville, N.C., Nov. 25, 1940. Cerritos (Calif.) J.C., San Diego State. Inducted in 1996. 1981-92 Washington Redskins. Also Washington head coach following induction, 2004-07. **Highlights:** 154-94-0 record in regular season, 17-7 in postseason, including four Super Bowl appearances—winning three. Won 10-or-more games nine times.

FRANK GIFFORD

Halfback. 6-1, 195. Born in Santa Monica, Calif., Aug. 16, 1930. Died Aug. 9, 2015. Southern California. Inducted in 1977. 1952-60, 1962-64 New York Giants. **Highlights:** Starred on both offense and defense. Named to eight Pro Bowls. 1956 NFL player of the year.

SID GILLMAN

Coach. Born in Minneapolis, Minn., Oct. 26, 1911. Died Jan. 3, 2003. Ohio State. Inducted in 1983. 1955-59 Los Angeles Rams, 1960-69, 1971 Los Angeles/San Diego Chargers, 1973-74 Houston Oilers. **Highlights:** 123-104-7 coaching record. First to win division titles in both NFL, AFL.

TONY GONZALEZ

Tight End. 6-5, 250. Born in Torrance, Calif., Feb. 27, 1976. California. Inducted in 2019. 1997-2008 Kansas City Chiefs, 2009-13 Atlanta Falcons. **Highlights:** 14 seasons with 70-or-more catches. Ranked behind only Jerry Rice in career receptions at induction. Career statistics: 1,325 receptions for 15,127 yards, 111 TDs. Voted to 14 Pro Bowls.

OTTO GRAHAM

Quarterback. 6-1, 195. Born in Waukegan, Ill., Dec. 6, 1921. Died Dec. 17, 2003. Northwestern. Inducted in 1965. 1946-49 Cleveland Browns (AAFC), 1950-55 Cleveland Browns. **Highlights:** 23,584 passing yards, 174 touchdowns. Guided Browns to 10 division or league crowns in 10 years.

HAROLD (RED) GRANGE

Halfback. 6-0, 185. Born in Forksville, Pa., June 13, 1903. Died Jan. 28, 1991. Illinois. Inducted in 1963. 1925, 1929-34 Chicago Bears, 1926 New York Yankees (AFL), 1927 New York Yankees. **Highlights:** Charter enshrinee. Nicknamed "Gallop Ghost." Name produced first huge pro football crowds.

BUD GRANT

Coach. Born in Superior, Wis., May 20, 1927. Minnesota. Inducted in 1994. 1967-83, 1985 Minnesota Vikings. **Highlights:** 168-108-5 coaching record. Led Vikings to 11 division championships, four Super Bowls.

PRO FOOTBALL HALL OF FAME

DARRELL GREEN

Cornerback. 5-8, 176. Born in Houston, Texas, Feb. 15, 1960. Texas A&I. Inducted in 2008. 1983-2002 Washington Redskins. **Highlights:** 54 interceptions, 621 yards, six TDs. Played 20 seasons. Recorded interception in NFL record 19 straight seasons. Selected to seven Pro Bowls.

JOE GREENE

Defensive tackle. 6-4, 260. Born in Temple, Texas, Sept. 24, 1946. Died Dec. 21, 2020. North Texas State. Inducted in 1987. 1969-81 Pittsburgh Steelers. **Highlights:** NFL defensive player of the year, 1972, 1974. Four-time Super Bowl champion. 10 Pro Bowls.

KEVIN GREENE

Linebacker. 6-3, 247. Born in New York, N.Y., July 31, 1962. Auburn. Inducted in 2016. 1985-92 Los Angeles Rams, 1993-95 Pittsburgh Steelers, 1996, 1998-99 Carolina Panthers, 1997 San Francisco 49ers. **Highlights:** 160 career sacks ranked third in NFL history at time of induction. Had double-digit sacks in 10 seasons.

FORREST GREGG

Tackle. 6-4, 250. Born in Birthright, Texas, Oct. 18, 1933. Died April 12, 2019. Southern Methodist. Inducted in 1977. 1956, 1958-70 Green Bay Packers, 1971 Dallas Cowboys. **Highlights:** Played 188 consecutive games. Nine Pro Bowls. Played on six NFL championship teams, three Super Bowl winners.

BOB GRIESE

Quarterback. 6-1, 190. Born in Evansville, Ind., Feb. 3, 1945. Purdue. Inducted in 1990. 1967-80 Miami Dolphins. **Highlights:** 25,092 passing yards, 192 touchdowns. Led Miami to three AFC titles, Super Bowl VII, VIII wins.

RUSS GRIMM

Guard. 6-3, 273. Born in Scottsdale, Pa., May 2, 1959. Pittsburgh. Inducted in 2010. 1981-91 Washington Redskins. **Highlights:** Member of famed "Hogs" offensive line, All-NFL four times, four Pro Bowls. Member of 1980s All-Decade Team.

LOU GROZA

Tackle-kicker. 6-3, 250. Born in Martins Ferry, Ohio, Jan. 25, 1924. Died Nov. 29, 2000. Ohio State. Inducted in 1974. 1946-49 Cleveland Browns (AAFC), 1950-59, 1961-67 Cleveland Browns. **Highlights:** 1,608 points in 21 years. Nine Pro Bowls, All-NFL six years. NFL player of the year, 1954.

RAY GUY

Punter. 6-3, 195. Born in Swainsboro, Ga., Dec. 22, 1949. Southern Mississippi. Inducted in 2014. 1973-86 Oakland/Los Angeles Raiders. **Highlights:** Averaged under 40 yards only once. All-Pro six straight years. Played in seven Pro Bowls.

JOE GUYON

Halfback. 6-1, 180. Born on White Earth Indian Reservation, Minn., Nov. 26, 1892. Died Nov. 27, 1971. Carlisle, Georgia Tech. Inducted in 1966. 1919-20 Canton Bulldogs, 1921 Cleveland Indians, 1922-23 Oorang Indians, 1924 Rock Island Independents, 1924-25 Kansas City Cowboys, 1927 New York Giants. **Highlights:** Touchdown pass gave Giants victory over Bears to win 1927 championship.

GEORGE HALAS

End. Coach. Team owner. Born in Chicago, Ill., Feb. 2, 1895. Died Oct. 31, 1983. Illinois. Inducted in 1963. Player-coach 1920 Decatur Staleys, 1921 Chicago Staleys, 1922-29 Chicago Bears; coach 1933-42, 1946-1955, 1958-67 Chicago Bears. **Highlights:** Charter enshrinee. 324 coaching wins. Only person associated with NFL throughout its first 50 years. Coached Bears 40 seasons. Won six NFL titles.

CHARLES HALEY

Defensive end-linebacker. 6-5, 242. Born in Gladys, Va., Jan. 6, 1964. James Madison. Inducted in 2015. 1986-91, 1998-99 San Francisco 49ers, 1992-96 Dallas Cowboys. **Highlights:** Twice named NFC Defensive Player of the Year (1990, 1994). First player in NFL history to play on five winning Super Bowl teams (XXIII, XXIV, XXVII, XXVIII, XXX).

JACK HAM

Linebacker. 6-1, 225. Born in Johnstown, Pa., Dec. 23, 1948. Penn State. Inducted in 1988. 1971-82 Pittsburgh Steelers. **Highlights:** Won four Super Bowls, 21 opponents' fumbles recovered, 32 interceptions. Eight consecutive Pro Bowls.

DAN HAMPTON

Defensive tackle-defensive end. 6-5, 264. Born in Oklahoma City, Okla., Sept. 19, 1957. Arkansas. Inducted in 2002. 1979-90 Chicago Bears. **Highlights:** Versatile player earned All-Pro honors at both defensive tackle and defensive end. Named to four Pro Bowls.

CHRIS HANBURGER

Linebacker. 6-2, 218. Born in Fort Bragg, N.C., Aug. 13, 1941. North Carolina. Inducted in 2011. 1965-78 Washington Redskins. **Highlights:** Leader of dominant Washington defenses. Named first-team All-NFL four times in five-season span. Voted to nine Pro Bowls. Three fumble recoveries for TDs, tied for NFL record at time of his retirement.

JOHN HANNAH

Guard. 6-3, 265. Born in Canton, Ga., April 4, 1951. Alabama. Inducted in 1991. 1973-85 New England Patriots. **Highlights:** Renowned as premier guard of era. All-Pro 10 years, nine Pro Bowls.

CLIFF HARRIS

Safety. 6-0, 188. Born in Fayetteville, Ark., Nov. 12, 1948. Ouachita Baptist. Inducted in 2020. 1970-79 Dallas Cowboys. **Highlights:** Signed as free agent, 1970. Played in 21 playoff games including seven NFC Championship Games and five Super Bowls. Noted for hard-hitting style of play.

Franco Harris

Running back. 6-2, 225. Born in Fort Dix, N.J., March 7, 1950. Penn State. Inducted in 1990. 1972-83 Pittsburgh Steelers, 1984 Seattle Seahawks. **Highlights:** 12,120 rushing yards, 100 total touchdowns. 1,556 rushing yards in 19 postseason games. MVP, Super Bowl IX.

MARVIN HARRISON

Wide receiver. 6-0, 181. Born in Philadelphia, Pa., Aug. 25, 1972. Syracuse. Inducted in 2016. 1996-2008 Indianapolis Colts. **Highlights:** Eight straight years with 1,000-plus yards receiving and 10-or-more TDs. Career numbers included 1,102 receptions, 14,580 yards and 128 touchdowns.

BOB HAYES

Wide receiver. 5-11, 185. Born in Jacksonville, Fla., Dec. 20, 1942. Died Sept. 18, 2002. Florida A&M. Inducted in 2009. 1965-74 Dallas Cowboys, 1975 San Francisco 49ers. **Highlights:** Olympic gold medalist with world-class speed, led Cowboys in receiving three times. 371 receptions for 7,414 yards, 71 TDs. Three Pro Bowls.

MIKE HAYNES

Cornerback. 6-2, 195. Born in Denison, Texas, July 1, 1953. Arizona State. Inducted in 1997. 1976-82 New England Patriots, 1983-89 Los Angeles Raiders. **Highlights:** Defensive rookie of the year. Selected to nine Pro Bowls and intercepted 46 passes, plus one pick in Super Bowl XVIII.

ED HEALEY

Tackle. 6-3, 220. Born in Indian Orchard, Mass., Dec. 28, 1894. Died Dec. 9, 1978. Dartmouth. Inducted in 1964. 1920-22 Rock Island Independents, 1922-27 Chicago Bears. **Highlights:** Two-way star. Perennial All-Pro with Bears.

MEL HEIN

Center. 6-2, 225. Born in Redding, Calif., Aug. 22, 1909. Died Jan. 31, 1992. Washington State. Inducted in 1963. 1931-45 New York Giants. **Highlights:** Charter enshrinee. 60-minute regular for 15 years. All-NFL eight consecutive years.

TED HENDRICKS

Linebacker. 6-7, 235. Born in Guatemala City, Guatemala, Nov. 1, 1947. Miami (Fla.). Inducted in 1990. 1969-73 Baltimore Colts, 1974 Green Bay Packers, 1975-81 Oakland Raiders, 1982-83 Los Angeles Raiders. **Highlights:** Combined to block 25 field goals, extra points and punts, 26 interceptions. Played in 215 consecutive games.

PRO FOOTBALL HALL OF FAME

WILBUR (PETE) HENRY

Tackle. 6-0, 250. Born in Mansfield, Ohio, Oct. 31, 1897. Died Feb. 7, 1952. Washington & Jefferson. Inducted in 1963. 1920-23, 1925-26 Canton Bulldogs, 1927 New York Giants, 1927-28 Pottsville Maroons. **Highlights:** Charter enshrinee. Largest player of his time at 250 pounds. Bulwark of Canton's championship lines.

ARNIE HERBER

Quarterback. 6-0, 200. Born in Green Bay, Wis., April 2, 1910. Died Oct. 14, 1969. Wisconsin, Regis College. Inducted in 1966. 1930-40 Green Bay Packers, 1944-45 New York Giants. **Highlights:** NFL passing leader 1932, 1934, 1936. Came out of retirement to lead 1944 Giants to NFL Eastern crown.

BILL HEWITT

End. 5-11, 191. Born in Bay City, Mich., Oct. 8, 1909. Died Jan. 14, 1947. Michigan. Inducted in 1971. 1932-36 Chicago Bears, 1937-39 Philadelphia Eagles, 1943 Phil-Pitt. **Highlights:** First to be named All-NFL with two teams: 1933, 1934, 1936 Bears; 1937 Eagles.

GENE HICKERSON

Guard. 6-3, 248. Born in Trenton, Tenn., Feb. 15, 1935. Died Oct. 20, 2008. Mississippi. Inducted in 2007. 1958-73 Cleveland Browns. **Highlights:** Blocked for three Hall of Fame running backs. Voted to six straight Pro Bowls. Named to NFL's All-Decade Team of the 1960s.

WINSTON HILL

Tackle. 6-4, 270. Born in Joaquin, Texas, Oct. 23, 1941. Died April 26, 2016. Texas Southern. Inducted in 2020. 1963-76 New York Jets, 1977 Los Angeles Rams. **Highlights:** Noted as one of game's best pass protectors. Elected to eight AFL All-Star Games/Pro Bowls (five as left tackle, three at right tackle).

CLARKE HINKLE

Fullback. 5-11, 201. Born in Toronto, Ohio, April 10, 1909. Died Nov. 9, 1988. Bucknell. Inducted in 1964. 1932-41 Green Bay Packers. **Highlights:** 3,860 yards rushing, 379 points. Fullback on offense, linebacker on defense.

ELROY (CRAZYLEGS)

HIRSCH

Halfback-end. 6-2, 190. Born in Wausau, Wis., June 17, 1923. Died Jan. 28, 2004. Wisconsin, Michigan. Inducted in 1968. 1946-48 Chicago Rockets (AAFC), 1949-57 Los Angeles Rams. **Highlights:** 387 receptions for 7,029 yards, 60 touchdowns. Key part of Rams' revolutionary "three end" offense, 1949.

PAUL HORNUNG

Halfback. 6-2, 220. Born in Louisville, Ky., Dec. 23, 1935. Died Nov. 13, 2020. Notre Dame. Inducted in 1986. 1957-62, 1964-66 Green Bay Packers. **Highlights:** 760 points. Led NFL scorers three years, including then-record 176 points, 1960. Scored 19 points in 1961 NFL title game.

KEN HOUSTON

Safety. 6-3, 198. Born in Lufkin, Texas, Nov. 12, 1944. Prairie View A&M. Inducted in 1986. 1967-72 Houston Oilers, 1973-80 Washington Redskins. **Highlights:** 49 interceptions, 898 yards, nine touchdowns. NFL's premier strong safety of 1970s. 12 Pro Bowls.

ROBERT (CAL) HUBBARD

Tackle. 6-5, 250. Born in Keytesville, Mo., Oct. 31, 1900. Died Oct. 17, 1977. Centenary, Geneva. Inducted in 1963. 1927-28, 1936 New York Giants, 1929-33, 1935 Green Bay Packers, 1936 Pittsburgh Pirates. **Highlights:** Charter enshrinee. Most feared lineman of his time. All-NFL six years, 1927-29, 1931-33.

SAM HUFF

Linebacker. 6-1, 230. Born in Morgantown, W.Va., Oct. 4, 1934. West Virginia. Inducted in 1982. 1956-1963 New York Giants, 1964-67, 1969 Washington Redskins. **Highlights:** 30 interceptions. Played in six NFL title games, five Pro Bowls. Redskins player-coach, 1969.

CLAUDE HUMPHREY

Defensive end. 6-4, 252. Born in Memphis, Tenn., June 29, 1944. Tennessee State. Inducted in 2014. 1968-78 Atlanta Falcons, 1979-81 Philadelphia Eagles. **Highlights:** First-team All-Pro five times. Had 122 career sacks, two interceptions, a fumble recovery for a TD, and two safeties.

LAMAR HUNT

Team owner. Born in El Dorado, Ark., Aug. 2, 1932. Died Dec. 13, 2006. Southern Methodist. Inducted in 1972. 1960-2006 Dallas Texans/Kansas City Chiefs. **Highlights:** Driving force behind organization of AFL. Spearheaded merger negotiations with NFL, 1966.

STEVE HUTCHINSON

Guard. 6-4, 315. Born in Ft. Lauderdale, Fla., Nov. 1, 1977. Michigan. Inducted in 2020. 2001-05 Seattle Seahawks, 2006-11 Minnesota Vikings, 2012 Tennessee Titans. **Highlights:** Named All-Pro six times (two with Seattle, four with Minnesota). Chosen NFL Alumni Lineman of the Year 2006, 2009.

DON HUTSON

End. 6-1, 180. Born in Pine Bluff, Ark., Jan. 31, 1913. Died June 26, 1997. Alabama. Inducted in 1963. 1935-45 Green Bay Packers. **Highlights:** Charter enshrinee. 488 receptions for 7,991 yards, 99 touchdowns. NFL receiving champion eight years. NFL MVP, 1941, 1942.

MICHAEL IRVIN

Wide receiver. 6-2, 207. Born in Ft. Lauderdale, Fla., March 5, 1966. Miami (Fla.). Inducted in 2007. 1988-99 Dallas Cowboys. **Highlights:** 750 career receptions for 11,904 yards, 65 touchdowns. Had NFL-record 11 100-yard receiving games, 1995.

RICKEY JACKSON

Linebacker. 6-2, 243. Born in Pahokee, Fla., March 20, 1958. Pittsburgh. Inducted in 2010. 1981-93 New Orleans Saints, 1994-95 San Francisco 49ers. **Highlights:** Recorded double-digit sacks in six seasons. Six Pro Bowls, named All-Pro four times. Finished career as defensive end with 49ers.

EDGERRIN JAMES

Running back. 6-0, 219. Born in Immokalee, Fla., Aug. 1, 1978. Miami (Fla.). Inducted in 2020. 1999-2005 Indianapolis Colts, 2006-08 Arizona Cardinals, 2009 Seattle Seahawks. **Highlights:** Career totals: 12,246 yards on 3,028 carries and 80 TDs. Eclipsed 1,000 yards in a season seven times; topped 1,500 four times.

CALVIN JOHNSON

Wide Receiver. 6-5, 237. Born in Tyrone, Ga., Sept. 29, 1985. Georgia Tech. Inducted in 2021. 2007-15 Detroit Lions. **Highlights:** Career stats include 731 receptions for 11,619 yards and 83 TDs. Earned Pro Bowl honors six consecutive years (2011-16). First-team All-Pro three times. Selected to NFL's All-Decade Team of the 2010s.

JIMMY JOHNSON

Cornerback. 6-2, 187. Born in Dallas, Texas, March 31, 1938. UCLA. Inducted in 1994. 1961-76 San Francisco 49ers. **Highlights:** 47 interceptions for 615 yards. Five Pro Bowls. Opposing passers avoided throwing in his area.

JIMMY JOHNSON

Coach. Born in Port Arthur, Texas, July 16, 1943. Arkansas. Inducted in 2020. 1989-93 Dallas Cowboys, 1996-99 Miami Dolphins. **Highlights:** First coach ever to win a college national championship and a Super Bowl. Led team to playoffs six times (three in Dallas, three in Miami). Overall record: 89-68-0, .567.

JOHN HENRY JOHNSON

Fullback. 6-2, 225. Born in Waterproof, La., Nov. 24, 1929. Died June 3, 2011. St. Mary's, Arizona State. Inducted in 1987. 1954-56 San Francisco 49ers, 1957-59 Detroit Lions, 1960-65 Pittsburgh Steelers, 1966 Houston Oilers. **Highlights:** 6,803 yards rushing, 55 total touchdowns. Member of San Francisco's "Million-Dollar" backfield.

PRO FOOTBALL HALL OF FAME

CHARLIE JOINER

Wide receiver. 5-11, 180. Born in Many, La., Oct. 14, 1947. Grambling. Inducted in 1996. 1969-72 Houston Oilers, 1972-75 Cincinnati Bengals, 1976-1986 San Diego Chargers. **Highlights:** 750 receptions for 12,146 yards and 65 touchdowns. Played 18 seasons, 239 games, most ever for wide receiver at time of retirement.

DAVID (DEACON) JONES

Defensive end. 6-5, 260. Born in Eatonville, Fla., Dec. 9, 1938. Died June 3, 2013. South Carolina State, Mississippi Vocational. Inducted in 1980. 1961-71 Los Angeles Rams, 1972-73 San Diego Chargers, 1974 Washington Redskins. **Highlights:** Specialized in quarterback "sacks," a term he invented. Unanimous all-league five consecutive years.

JERRY JONES

Team owner, president & general manager. Born in Los Angeles, Calif., Oct. 13, 1942. Arkansas. Inducted in 2017. 1989-present Dallas Cowboys. **Highlights:** Dallas has advanced to postseason 13 times under Jones. Cowboys posted 10 wins 12 times during era. Leadership has helped NFL become world's premier sports league.

STAN JONES

Guard-defensive tackle. 6-1, 250. Born in Altoona, Pa., Nov. 24, 1931. Died May 21, 2010. Maryland. Inducted in 1991. 1954-65 Chicago Bears, 1966 Washington Redskins. **Highlights:** Seven consecutive Pro Bowls. First to rely on weightlifting for football preparation.

WALTER JONES

Tackle. 6-5, 300. Born in Aliceville, Ala., Jan. 19, 1974. Holmes Community College, Florida State. Inducted in 2014. 1997-2008 Seattle Seahawks. **Highlights:** First Seahawks lineman voted to Pro Bowl. Retired with team-record nine Pro Bowl seasons. All-Pro six times and member of NFL's All Decade Team of 2000s.

HENRY JORDAN

Defensive tackle. 6-3, 240. Born in Emporia, Va., Jan. 26, 1935. Died Feb. 21, 1977. Virginia. Inducted in 1995. 1957-58 Cleveland Browns, 1959-69 Green Bay Packers. **Highlights:** Fixture at DT during Packers' dynasty. Played in four Pro Bowls, seven NFL title games, Super Bowls I, II.

SONNY JURGENSEN

Quarterback. 6-0, 203. Born in Wilmington, N.C., Aug. 23, 1934. Duke. Inducted in 1983. 1957-63 Philadelphia Eagles, 1964-74 Washington Redskins. **Highlights:** 32,224 yards passing, 255 touchdowns, 82.63 passer rating. Surpassed 3,000 yards passing in five seasons.

ALEX KARRAS

Defensive tackle. 6-2, 248. Born in Gary, Ind., July 15, 1935. Died Oct. 10, 2012. Iowa. Inducted in 2020. 1958-62, 1964-70 Detroit Lions. **Highlights:** Dominant defensive tackle of his era. First-team All-Pro four times (1960-62, 1965). Second-team All-Pro eight times.

JIM KELLY

Quarterback. 6-3, 225. Born in Pittsburgh, Pa., Feb. 14, 1960. Miami (Fla.). Inducted in 2002. 1986-96 Buffalo Bills. **Highlights:** Passed for more than 3,000 yards eight times. Mastered the no-huddle offense that propelled Bills to four consecutive Super Bowls.

LEROY KELLY

Running back. 6-0, 205. Born in Philadelphia, Pa., May 20, 1942. Morgan State. Inducted in 1994. 1964-73 Cleveland Browns. **Highlights:** 7,274 yards rushing, 90 total touchdowns. 1,000-yard rusher first three years as starter. Punt return champion, 1965.

CORTEZ KENNEDY

Defensive tackle. 6-3, 298. Born in Osceola, Ark., Aug. 23, 1968. Died May 23, 2017. Northwest Mississippi Community College, Miami (Fla.). Inducted in 2012. 1990-2000 Seattle Seahawks. **Highlights:** NFL Defensive Player of the Year, 1992. Voted to eight Pro Bowls and selected first-team All-Pro three times. Named to NFL's 1990s All-Decade Team.

WALT KIESLING

Guard. Coach. 6-2, 245. Born in St. Paul, Minn., May 27, 1903. Died March 2, 1962. St. Thomas (Minn.). Inducted in 1966. 1926-27 Duluth Eskimos, 1928 Pottsville Maroons, 1929-33 Chicago Cardinals, 1934 Chicago Bears, 1935-36 Green Bay Packers, 1937-38 Pittsburgh Pirates; coach, 1939 Pittsburgh Pirates, 1940-42 Pittsburgh Steelers; co-coach, 1943 Phil-Pitt, 1944 Card-Pitt; coach, 1954-56 Pittsburgh Steelers. **Highlights:** 34-year career as pro player, assistant coach, head coach. Led Steelers to first winning season, 1942.

FRANK (BRUISER) KINARD

Tackle. 6-1, 210. Born in Pelahatchie, Miss., Oct. 23, 1914. Died Sept. 7, 1985. Mississippi. Inducted in 1971. 1938-43 Brooklyn Dodgers, 1944 Brooklyn Tigers, 1946-47 New York Yankees (AAFC). **Highlights:** First man to earn both All-NFL, All-AAFC honors. Out because of injury only once.

JERRY KRAMER

Guard. 6-3, 245. Born in Jordan, Mont., Jan. 23, 1936. Idaho. Inducted in 2018. 1958-68 Green Bay Packers. **Highlights:** Anchored offensive line of Lombardi-era Packers that won Super Bowls I and II. Named to NFL's 50th Anniversary Team, NFL All-Decade Team of 1960s and Super Bowl Silver Anniversary Team.

PAUL KRAUSE

Safety. 6-3, 200. Born in Flint, Mich., Feb. 19, 1942. Iowa. Inducted in 1998. 1964-67 Washington Redskins, 1968-79 Minnesota Vikings. **Highlights:** NFL all-time leader with 81 interceptions. Played in eight Pro Bowls. Starting safety in four Super Bowls.

EARL (CURLY) LAMBEAU

Coach. Born in Green Bay, Wis., April 9, 1898. Died June 1, 1965. Notre Dame. Inducted in 1963. 1919-49 Green Bay Packers, 1950-51 Chicago Cardinals, 1952-53 Washington Redskins. **Highlights:** Charter enshrinee. 229-134-22 coaching record with six NFL championships. Founded pre-NFL Packers, 1919.

JACK LAMBERT

Linebacker. 6-4, 220. Born in Mantua, Ohio, July 8, 1952. Kent State. Inducted in 1990. 1974-84 Pittsburgh Steelers. **Highlights:** Leader of 'Steel Curtain.' NFL defensive player of year in 1976, nine Pro Bowls.

TOM LANDRY

Coach. Born in Mission, Texas, Sept. 11, 1924. Died Feb. 12, 2000. Texas. Inducted in 1990. 1960-88 Dallas Cowboys. **Highlights:** 270-178-6 coaching record. 20 consecutive winning seasons. Innovator on offense and defense.

DICK (NIGHT TRAIN) LANE

Cornerback. 6-2, 210. Born in Austin, Texas, April 16, 1928. Died Jan. 29, 2002. Scottsbluff Junior College. Inducted in 1974. 1952-53 Los Angeles Rams, 1954-59 Chicago Cardinals, 1960-65 Detroit Lions. **Highlights:** 68 interceptions for 1,207 yards, five touchdowns. Record 14 interceptions as rookie. Seven Pro Bowls.

JIM LANGER

Center. 6-2, 255. Born in Little Falls, Minn., May 16, 1948. South Dakota State. Inducted in 1987. 1970-79 Miami Dolphins, 1980-81 Minnesota Vikings. **Highlights:** Played every offensive down in Dolphins' perfect 1972 season. Six Pro Bowls.

WILLIE LANIER

Linebacker. 6-1, 245. Born in Clover, Va., Aug. 21, 1945. Morgan State. Inducted in 1986. 1967-77 Kansas City Chiefs. **Highlights:** 27 interceptions. Defensive star in Super Bowl IV upset. Nicknamed 'Contact' for ferocious tackling.

STEVE LARGENT

Wide receiver. 5-11, 191. Born in Tulsa, Okla., Sept. 28, 1954. Tulsa. Inducted in 1995. 1976-89 Seattle Seahawks. **Highlights:** 819 receptions for 13,089 yards, 100 touchdowns. Receptions in 177 consecutive games.

YALE LARY

Safety. 5-11, 189. Born in Fort Worth, Texas, Nov. 24, 1930. Died May 11, 2017. Texas A&M. Inducted in 1979. 1952-53, 1956-64 Detroit Lions. **Highlights:** 50 interceptions. Three NFL punting crowns, three touchdowns on punt returns. Nine Pro Bowls.

PRO FOOTBALL HALL OF FAME

DANTE LAVELLI

End. 6-0, 199. Born in Hudson, Ohio, Feb. 23, 1923. Died Jan. 20, 2009. Ohio State. Inducted in 1975. 1946-49 Cleveland Browns (AAFC), 1950-56 Cleveland Browns. **Highlights:** 386 receptions for 6,488 yards, 62 touchdowns. 24 catches in six NFL title games.

TY LAW

Cornerback. 5-11, 200. Born in Aliquippa, Pa., Feb. 10, 1974. Inducted in 2019. Michigan. 1995-2004 New England Patriots, 2005, 2008 New York Jets, 2006-07 Kansas City Chiefs, 2009 Denver Broncos. **Highlights:** Intercepted three-or-more passes in a season nine times. Led NFL in interceptions twice (1998, 2005). Registered 53 career interceptions for 828 yards and seven TDs.

BOBBY LAYNE

Quarterback. 6-2, 190. Born in Santa Anna, Texas, Dec. 19, 1926. Died Dec. 1, 1986. Texas. Inducted in 1967. 1948 Chicago Bears, 1949 New York Bulldogs, 1950-58 Detroit Lions, 1958-62 Pittsburgh Steelers. **Highlights:** 26,768 yards passing, 196 touchdowns, 2,451 yards rushing. Late touchdown pass won 1953 NFL title game.

DICK LEBEAU

Cornerback. 6-1, 185. Born in London, Ohio, Sept. 9, 1937. Ohio State. Inducted in 2010. 1959-72 Detroit Lions. **Highlights:** Recorded 62 career interceptions for 762 yards, three TDs. Ranked third all-time in interceptions at retirement. Voted to three Pro Bowls.

ALPHONSE (TUFFY) LEEMANS

Fullback. 6-0, 200. Born in Superior, Wis., Nov. 12, 1912. Died Jan. 19, 1979. Oregon. George Washington. Inducted in 1978. 1936-43 New York Giants. **Highlights:** 3,132 yards rushing, 2,318 yards passing, 422 yards receiving. Led NFL rushers as rookie, 1936.

MARV LEVY

Coach. Born in Chicago, Ill., Aug. 3, 1925. Wyoming, Coe College, Harvard. Inducted in 2001. 1978-82 Kansas City Chiefs, 1986-97 Buffalo Bills. **Highlights:** Led Bills to unprecedented four consecutive Super Bowls. Had 154-120 record. Coaching victories ranked 10th when he retired.

RAY LEWIS

Linebacker. 6-1, 240. Born in Bartow, Fla., May 15, 1975. Miami (Fla.). Inducted in 2018. 1996-2012 Baltimore Ravens. **Highlights:** Twice named AP Defensive Player of the Year (2000, 2003). Named All-Pro eight times. Voted to 12 Pro Bowls. First player in NFL history with 40 sacks and 30 interceptions in a career.

BOB LILLY

Defensive tackle. 6-5, 260. Born in Olney, Texas, July 26, 1939. TCU. Inducted in 1980. 1961-74 Dallas Cowboys. **Highlights:** Eleven Pro Bowls. Played 196 consecutive games. Foundation of great Dallas defensive units.

FLOYD LITTLE

Running back. 5-10, 196. Born in New Haven, Conn., July 4, 1942. Died Jan. 1, 2021. Syracuse. Inducted in 2010. 1967-75 Denver Broncos. **Highlights:** Broncos' first 1,000-yard rusher, won NFL rushing title in 1971. Amassed more than 12,000 career all-purpose yards, 54 TDs, five AFL All-Star Games/Pro Bowls.

LARRY LITTLE

Guard. 6-1, 265. Born in Groveland, Ga., Nov. 2, 1945. Bethune-Cookman. Inducted in 1993. 1967-68 San Diego Chargers, 1969-80 Miami Dolphins. **Highlights:** Five Pro Bowls, started in three Super Bowls. Eponyme of powerful Dolphins rushing game of 1970s.

JAMES LOFTON

Wide receiver. 6-3, 192. Born in Fort Ord, Calif., July 5, 1956. Stanford. Inducted in 2003. 1978-86 Green Bay Packers, 1987-88 Los Angeles Raiders, 1989-92 Buffalo Bills, 1993 Los Angeles Rams, 1993 Philadelphia Eagles. **Highlights:** Played 16 seasons, 233 games. Caught 764 passes for 75 touchdowns and a then-record 14,004 yards. All-Pro four times, eight Pro Bowls.

VINCE LOMBARDI

Coach. Born in Brooklyn, N.Y., June 11, 1913. Died Sept. 3, 1970. Fordham. Inducted in 1971. 1959-67 Green Bay Packers, 1969 Washington Redskins. **Highlights:** 105-35-6 coaching record in 10 years, including five NFL titles and victories in Super Bowls I and II.

HOWIE LONG

Defensive end. 6-5, 268. Born in Somerville, Mass., Jan. 6, 1960. Villanova. Inducted in 2000. 1981-93 Oakland/Los Angeles Raiders. **Highlights:** All-Pro 1983, 1984, 1985. Named All-AFC four times, 1983-86. Eight Pro Bowls.

RONNIE LOTT

Cornerback-safety. 6-0, 203. Born in Albuquerque, N.M., May 8, 1959. Southern California. Inducted in 2000. 1981-90 San Francisco 49ers, 1991-92 Los Angeles Raiders, 1993-94 New York Jets. **Highlights:** 10 Pro Bowls, 63 career interceptions, and was named to the NFL's 75th Anniversary Team.

SID LUCKMAN

Quarterback. 6-0, 195. Born in Brooklyn, N.Y., Nov. 21, 1916. Died July 5, 1998. Columbia. Inducted in 1965. 1939-50 Chicago Bears. **Highlights:** 137 touchdown passes. All-NFL five times. League MVP in 1943.

WILLIAM ROY (LINK) LYMAN

Tackle. 6-2, 252. Born in Table Rock, Neb., Nov. 30, 1898. Died Dec. 28, 1972. Nebraska. Inducted in 1964. 1922-23, 1925 Canton Bulldogs, 1924 Cleveland Bulldogs, 1925 Frankford Yellowjackets, 1926-28, 1930-31, 1933-34 Chicago Bears. **Highlights:** Played for four NFL champions. In 16 seasons of college and pro football, played on one losing team.

JOHN LYNCH

Safety. 6-2, 214. Born in Hinsdale, Ill., Sept. 25, 1971. Stanford. Inducted in 2021. 1993-2003 Tampa Bay Buccaneers, 2004-07 Denver Broncos. **Highlights:** Anchor of secondary on defenses that perennially ranked among NFL's best. Voted to nine Pro Bowls. In all, recorded 26 interceptions, returned for 204 yards, 13 sacks and more than 1,000 tackles.

TOM MACK

Guard. 6-3, 250. Born in Cleveland, Ohio, Nov. 1, 1943. Michigan. Inducted in 1999. 1966-78 Los Angeles Rams. **Highlights:** Never missed a game in entire 184-game career. Elected to 11 Pro Bowls.

JOHN MACKEY

Tight end. 6-2, 224. Born in New York, N.Y., Sept. 24, 1941. Died July 6, 2011. Syracuse. Inducted in 1992. 1963-71 Baltimore Colts, 1972 San Diego Chargers. **Highlights:** 331 receptions for 5,236 yards, 38 touchdowns. Second tight end to enter Hall of Fame.

JOHN MADDEN

Coach. Born in Austin, Minn., April 10, 1936. San Mateo Junior College, California Polytechnic College at San Luis Obispo. Inducted in 2006. 1969-78 Oakland Raiders. **Highlights:** Became one of youngest coaches in history when hired at age 32. 112-39-7 overall record. Owned best regular-season winning percentage among coaches with 100 wins at time of retirement.

PEYTON MANNING

Quarterback. 6-5, 230. Born in New Orleans, La., March 24, 1976. Tennessee. Inducted in 2021. 1998-2011 Indianapolis Colts, 2012-15 Denver Broncos. **Highlights:** 14 seasons with 4,000-plus yards passing. Super Bowl XLI MVP. Career stats: 6,125 completions on 9,380 attempts for 71,940 yards and 539 TDs. Named Associated Press NFL Most Valuable Player five times. Member of NFL's All-Decade Team of the 2000s.

PRO FOOTBALL HALL OF FAME

TIM MARA

Founder-team owner. Born in New York, N.Y., July 29, 1887. Died Feb. 16, 1959. Did not attend college. Inducted in 1963. 1925-59 New York Giants. **Highlights:** Charter enshrinee. Founder of New York Giants. Built team into powerhouse, winning four NFL titles, 10 division titles.

WELLINGTON MARA

Team owner. Born in New York, N.Y., Aug. 14, 1916. Died Oct. 25, 2005. Fordham. Inducted in 1997. 1937-2005 New York Giants. **Highlights:** Lifetime contributor to NFL and New York Giants. Worked as Giants' ballboy, secretary, vice president, president and co-CEO. NFC president 1984-2005.

GINO MARCHETTI

Defensive end. 6-4, 245. Born in Smithers, W.Va., Jan. 2, 1927. Died April 29, 2019. San Francisco. Inducted in 1972. 1952 Dallas Texans, 1953-64, 1966 Baltimore Colts. **Highlights:** Named top defensive end of NFL's first 50 years. 10 consecutive Pro Bowls. All-NFL seven times.

DAN MARINO

Quarterback. 6-4, 218. Born in Pittsburgh, Pa., Sept. 15, 1961. Pittsburgh. Inducted in 2005. 1983-99 Miami Dolphins. **Highlights:** Held NFL records for career passing yardage (61,361), completions (4,967), attempts (8,358) and touchdowns (420) at retirement. Voted to nine Pro Bowls.

GEORGE PRESTON MARSHALL

Team owner. Born in Grafton, W.Va., Oct. 11, 1896. Died Aug. 9, 1969. Randolph-Macon. Inducted in 1963. 1932 Boston Braves, 1933-36 Boston Redskins, 1937-69 Washington Redskins. **Highlights:** Charter enshrinee. Sponsored progressive rules changes. Organized first team band, pioneered half-time shows.

CURTIS MARTIN

Running back. 5-11, 207. Born in Pittsburgh, Pa., May 1, 1973. Pittsburgh. Inducted in 2012. 1995-97 New England Patriots, 1998-2005 New York Jets. **Highlights:** Second player in NFL history to start career with 10 straight 1,000-yard rushing seasons. Retired as fourth-leading rusher of all-time with 14,101 yards. Racked up 17,421 combined net yards and 100 career TDs (90 rushing, 10 receiving). NFL rushing title, 2004.

OLLIE MATSON

Halfback. 6-2, 220. Born in Trinity, Texas, May 1, 1930. Died Feb. 19, 2011. San Francisco. Inducted in 1972. 1952, 1954-58 Chicago Cardinals, 1959-62 Los Angeles Rams, 1963 Detroit Lions, 1964-66 Philadelphia Eagles. **Highlights:** Nine touchdowns on kickoff, punt returns. Traded for nine players in 1959.

BRUCE MATTHEWS

Guard-tackle-center. 6-5, 289. Born in Raleigh, N.C., Aug. 8, 1961. Southern California. Inducted in 2007. 1983-2001 Houston Oilers/Tennessee Oilers/Tennessee Titans. **Highlights:** Played in 296 games, most ever by positional player at time of his retirement. Named to a record-tying 14 straight Pro Bowls. All-Pro nine times, All-AFC 12 times.

KEVIN MAWAE

Center. 6-4, 289. Born in Savannah, Ga., Jan. 23, 1971. LSU. Inducted in 2019. 1994-97 Seattle Seahawks, 1998-2005 New York Jets, 2006-09 Tennessee Titans. **Highlights:** Blocked for 1,000-yard rusher in 13 of his 16 seasons and five different running backs. Noted for leadership and steady play. Voted to eight Pro Bowls.

DON MAYNARD

Wide receiver. 6-1, 185. Born in Crosbyton, Texas, Jan. 25, 1935. Texas Western. Inducted in 1987. 1958 New York Giants, 1960-62 New York Titans, 1963-72 New York Jets, 1973 St. Louis Cardinals. **Highlights:** 633 receptions for 11,834 yards, 88 touchdowns. At least 50 catches and 1,000 yards in five different seasons.

GEORGE MCAFFEE

Halfback. 6-0, 177. Born in Corbin, Ky., March 13, 1918. Died March 4, 2009. Duke. Inducted in 1966. 1940-41, 1945-50 Chicago Bears. **Highlights:** Two-way star. 25 interceptions, 234 points. Career punt-return average of 12.78 yards per return.

MIKE MCCORMACK

Tackle. 6-4, 250. Born in Chicago, Ill., June 21, 1930. Died Nov. 15, 2013. Kansas. Inducted in 1984. 1951 New York Yanks, 1954-62 Cleveland Browns. **Highlights:** Excelled as offensive right tackle for eight years. Six Pro Bowls.

RANDALL MCDANIEL

Guard. 6-3, 276. Born in Phoenix, Ariz., Dec. 19, 1964. Arizona State. Inducted in 2009. 1988-99 Minnesota Vikings, 2000-01 Tampa Bay Buccaneers. **Highlights:** 12 Pro Bowls, All-Pro nine straight times. Blocked for six different 1,000-yard rushers, five 3,000-yard passers.

TOMMY MCDONALD

Wide receiver. 5-9, 175. Born in Roy, N.M., July 26, 1934. Died Sept. 24, 2018. Oklahoma. Inducted in 1998. 1957-63 Philadelphia Eagles, 1964 Dallas Cowboys, 1965-66 Los Angeles Rams, 1967 Atlanta Falcons, 1968 Cleveland Browns. **Highlights:** Recorded 495 receptions for 8,410 yards, 84 touchdowns.

HUGH MCELHENNY

Halfback. 6-1, 198. Born in Los Angeles, Calif., Dec. 31, 1928. Washington. Inducted in 1970. 1952-60 San Francisco 49ers, 1961-62 Minnesota Vikings, 1963 New York Giants, 1964 Detroit Lions. **Highlights:** 5,281 rushing yards, 360 points. Totaled 11,369 yards rushing, receiving and returning kicks.

JOHNNY (BLOOD) MCNALLY

Halfback. 6-0, 185. Born in New Richmond, Wis., Nov. 27, 1903. Died Nov. 28, 1985. Notre Dame, St. John's (Minn.). Inducted in 1963. 1925-26 Milwaukee Badgers, 1926-27 Duluth Eskimos, 1928 Pottsville Maroons, 1929-33, 1935-36 Green Bay Packers, 1934 Pittsburgh Pirates; player-coach, 1937-38 Pittsburgh Pirates. **Highlights:** Charter enshrinee. 49 touchdowns, 297 points in 14 seasons with five teams.

MIKE MICHALSKE

Guard. 6-0, 209. Born in Cleveland, Ohio, April 24, 1903. Died Oct. 26, 1983. Penn State. Inducted in 1964. 1926 New York Yankees (AFL), 1927-28 New York Yankees, 1929-35, 1937 Green Bay Packers. **Highlights:** Anchored Packers' championship lines, 1929-31. First guard enshrined in Canton.

WAYNE MILLNER

End. 6-0, 191. Born in Roxbury, Mass., Jan. 31, 1913. Died Nov. 19, 1976. Notre Dame. Inducted in 1968. 1936 Boston Redskins, 1937-41, 1945 Washington Redskins. **Highlights:** Washington's all-time leader with 124 catches when retired. 55- and 78-yard touchdown receptions in 1937 NFL Championship Game.

BOBBY MITCHELL

Running back-wide receiver. 6-0, 195. Born in Hot Springs, Ark., June 6, 1935. Died April 5, 2020. Illinois. Inducted in 1983. 1958-61 Cleveland Browns, 1962-68 Washington Redskins. **Highlights:** 91 touchdowns, including eight on kickoff and punt returns. 14,078 combined yards.

RON MIX

Tackle. 6-4, 255. Born in Los Angeles, Calif., March 10, 1938. Southern California. Inducted in 1979. 1960 Los Angeles Chargers, 1961-69 San Diego Chargers, 1971 Oakland Raiders. **Highlights:** All-AFL nine times. Only two holding penalties in 10 years with the Chargers.

PRO FOOTBALL HALL OF FAME

ART MONK

Wide receiver. 6-3, 210. Born in White Plains, N.Y., Dec. 5, 1957. Syracuse. Inducted in 2008. 1980-93 Washington Redskins, 1994 New York Jets, 1995 Philadelphia Eagles. **Highlights:** 940 receptions, 12,721 yards, 68 TDs. Set then-record 106 catches, 1984. Had 50-or-more catches in a season nine times.

JOE MONTANA

Quarterback. 6-2, 200. Born in New Eagle, Pa., June 11, 1956. Notre Dame. Inducted in 2000. 1979-90, 1992 San Francisco 49ers, 1993-94 Kansas City Chiefs. **Highlights:** MVP in Super Bowls XVI, XIX and XXIV. Eight Pro Bowls and All-NFL three times.

WARREN MOON

Quarterback. 6-3, 212. Born in Los Angeles, Calif., Nov. 18, 1956. West Los Angeles Junior College, Washington. Inducted in 2006. 1984-93 Houston Oilers, 1994-96 Minnesota Vikings, 1997-98 Seattle Seahawks, 1999-2000 Kansas City Chiefs. **Highlights:** Passed for 49,325 yards and 291 touchdowns in 17 NFL seasons. Elected to nine Pro Bowls including eight straight. Threw for 3,000 yards in nine seasons.

LENNY MOORE

Flanker-running back. 6-1, 198. Born in Reading, Pa., Nov. 25, 1933. Penn State. Inducted in 1975. 1956-67 Baltimore Colts. **Highlights:** From 1963-65, scored touchdowns in record 18 consecutive games. 113 career touchdowns, 12,451 combined net yards.

RANDY MOSS

Wide receiver. 6-4, 210. Born in Rand, W.Va., Feb. 13, 1977. Marshall. Inducted in 2018. 1998-2004, 2010 Minnesota Vikings, 2005-06 Oakland Raiders, 2007-10 New England Patriots, 2010 Tennessee Titans, 2012 San Francisco 49ers. **Highlights:** Recorded 982 catches for 15,292 yards and 156 TDs. Set NFL record with 23 touchdown receptions, 2007. Led NFL in TD receptions five times. Selected to NFL All-Decade Team of 2000s.

MARION MOTLEY

Fullback. 6-1, 238. Born in Leesburg, Ga., June 5, 1920. Died June 27, 1999. South Carolina State, Nevada. Inducted in 1968. 1946-49 Cleveland Browns (AAFC), 1950-53 Cleveland Browns, 1955 Pittsburgh Steelers. **Highlights:** AAFC's all-time rushing champion. Led league in rushing in first NFL season.

MIKE MUNCHAK

Guard. 6-3, 281. Born in Scranton, Pa., March 5, 1960. Penn State. Inducted in 2001. 1982-93 Houston Oilers. **Highlights:** Devastating blocker, All-AFC seven times, elected to nine Pro Bowls.

ANTHONY MUÑOZ

Tackle. 6-6, 278. Born in Ontario, Calif., Aug. 19, 1958. Southern California. Inducted in 1998. 1980-92 Cincinnati Bengals. **Highlights:** All-Pro selection 11 consecutive years, 1981-91. Selected to 11 straight Pro Bowls.

GEORGE MUSSO

Guard-tackle. 6-2, 270. Born in Collinsville, Ill., April 8, 1910. Died Sept. 5, 2000. Millikin. Inducted in 1982. 1933-44 Chicago Bears. **Highlights:** First player to achieve All-NFL status at two positions: tackle in 1935 and guard in 1937.

BRONKO NAGURSKI

Fullback. 6-2, 225. Born in Rainy River, Ontario, Canada, Nov. 3, 1908. Died Jan. 7, 1990. Minnesota. Inducted in 1963. 1930-37, 1943 Chicago Bears. **Highlights:** Charter enshrinee. 2,778 rushing yards in nine seasons. All-NFL five times.

JOE NAMATH

Quarterback. 6-2, 200. Born in Beaver Falls, Pa., May 31, 1943. Alabama. Inducted in 1985. 1965-76 New York Jets, 1977 Los Angeles Rams. **Highlights:** First quarterback to pass for more than 4,000 yards in season, 1967. Guaranteed, delivered victory over Colts in Super Bowl III.

EARLE (GREASY) NEALE

Coach. Born in Parkersburg, W.Va., Nov. 5, 1891. Died Nov. 2, 1973. West Virginia Wesleyan. Inducted in 1969. 1941-42, 1944-50 Philadelphia Eagles; co-coach, 1943 Phil-Pitt. **Highlights:** Turned Eagles into winners with three consecutive division crowns, NFL championships in 1948 and 1949.

ERNE NEVERS

Fullback. 6-1, 205. Born in Willow River, Minn., June 11, 1903. Died May 3, 1976. Stanford. Inducted in 1963. 1926-27 Duluth Eskimos, 1929-31 Chicago Cardinals. **Highlights:** Charter enshrinee. Holds NFL's longest-standing record, 40 points in one game in 1929.

OZZIE NEWSOME

Tight end. 6-2, 232. Born in Muscle Shoals, Ala., March 16, 1956. Alabama. Inducted in 1999. 1978-90 Cleveland Browns. **Highlights:** Finished career as all-time leader among tight ends with 662 receptions for 7,980 yards.

RAY NITSCHKE

Linebacker. 6-3, 235. Born in Elmwood Park, Ill., Dec. 29, 1936. Died March 8, 1998. Illinois. Inducted in 1978. 1958-72 Green Bay Packers. **Highlights:** MVP of 1962 title game. Named NFL's all-time linebacker in 1969.

CHUCK NOLL

Coach. Born in Cleveland, Ohio, Jan. 5, 1932. Died June 13, 2014. Dayton. Inducted in 1993. 1969-91 Pittsburgh Steelers. **Highlights:** Coached for 23 years. Won four Super Bowl titles (IX, X, XIII, XIV).

LEO NOMELLINI

Defensive tackle. 6-3, 264. Born in Lucca, Italy, June 19, 1924. Died Oct. 17, 2000. Minnesota. Inducted in 1969. 1950-63 San Francisco 49ers. **Highlights:** Played every 49ers game for 14 seasons. 10 Pro Bowls.

BILL NUNN

Contributor. Born in Homewood, Pa., Sept. 30, 1924. Died May 6, 2014. West Virginia State College. Inducted in 2021. 1968-2014 Pittsburgh Steelers. **Highlights:** Pittsburgh Steelers "super scout." Credited with helping build the Steelers' dynasty of the 1970s. Helped draft many players who were integral in the Steelers' six Super Bowl championships during his tenure.

JONATHAN OGDEN

Tackle. 6-9, 345. Born in Washington, D.C., July 31, 1974. Inducted in 2013. 1996-2007 Baltimore Ravens. **Highlights:** First-ever draft pick of the Ravens. Named first-team All-Pro six times. Elected to 11 Pro Bowls. Member of NFL's All-Decade Team of 2000s.

MERLIN OLSEN

Defensive tackle. 6-5, 270. Born in Logan, Utah, Sept. 15, 1940. Died March 11, 2010. Utah State. Inducted in 1982. 1962-76 Los Angeles Rams. **Highlights:** Member of the "Fearsome Foursome." Named to 14 consecutive Pro Bowls, Rams' all-time team.

JIM OTTO

Center. 6-2, 255. Born in Wausau, Wis., Jan. 5, 1938. Miami (Fla.). Inducted in 1980. 1960-74 Oakland Raiders. **Highlights:** Named AFL's all-time center. Played in 210 games, 12 AFL All-Star Games or Pro Bowls, six AFL/AFC title games.

STEVE OWEN

Tackle. Coach. 6-2, 235. Born in Cleo Springs, Okla., April 21, 1898. Died May 17, 1964. Phillips. Inducted in 1966. 1924-25 Kansas City Cowboys, 1925 Cleveland Bulldogs, 1926-31, 1933 New York Giants; coach, 1930-53 New York Giants. **Highlights:** Both player and coach. Coached Giants to record of 155-108-17, eight divisional titles, two NFL championships.

PRO FOOTBALL HALL OF FAME

TERRELL OWENS

Wide receiver. 6-3, 224. Born in Alexander City, Ala., Dec. 7, 1973. Tennessee-Chattanooga. Inducted in 2018. 1996-2003 San Francisco 49ers, 2004-05 Philadelphia Eagles, 2006-08 Dallas Cowboys, 2009 Buffalo Bills, 2010 Cincinnati Bengals. **Highlights:** Career totals: 1,078 catches for 15,934 yards, 14.8 yards per catch and 153 TDs. Registered nine 1,000-yard seasons. Had 60-or-more catches in all but three seasons. NFL's All-Decade Team of 2000s.

ORLANDO PACE

Tackle. 6-7, 320. Born in Sandusky, Ohio, Nov. 4, 1975. Ohio State. Inducted in 2016. 1997-2008 St. Louis Rams, 2009 Chicago Bears. **Highlights:** First overall pick, 1997 NFL Draft. Blocked for three straight NFL MVPs. All-Pro five times.

ALAN PAGE

Defensive tackle. 6-4, 225. Born in Canton, Ohio, Aug. 7, 1945. Notre Dame. Inducted in 1988. 1967-78 Minnesota Vikings, 1978-81 Chicago Bears. **Highlights:** Dominating defensive tackle played in 238 consecutive games, four Super Bowls. Won league MVP honors in 1971.

BILL PARCELLS

Coach. Born in Englewood, N.J., Aug. 22, 1941. Inducted in 2013. 1983-90 New York Giants, 1993-96 New England Patriots, 1997-99 New York Jets, 2003-06 Dallas Cowboys. **Highlights:** Only coach to lead four teams to the playoffs. Named NFL Coach of the Year twice (1986 and 1994). Led Giants to two Super Bowl titles. Overall record: 183-138-1.

CLARENCE (ACE) PARKER

Quarterback. 5-11, 168. Born in Portsmouth, Va., May 17, 1912. Died Nov. 6, 2013. Duke. Inducted in 1972. 1937-41 Brooklyn Dodgers, 1945 Boston Yanks, 1946 New York Yankees (AAFC). **Highlights:** Two-way threat. Two-time All-NFL performer, league MVP in 1940.

JIM PARKER

Guard-tackle. 6-3, 273. Born in Macon, Ga., April 3, 1934. Died July 18, 2005. Ohio State. Inducted in 1973. 1957-67 Baltimore Colts. **Highlights:** First full-time offensive lineman elected to Hall of Fame. All-NFL eight consecutive years, eight Pro Bowls.

WALTER PAYTON

Running back. 5-10, 202. Born in Columbia, Miss., July 25, 1954. Died Nov. 1, 1999. Jackson State. Inducted in 1993. 1975-87 Chicago Bears. **Highlights:** NFL's all-time leading rusher (16,726 yards) and combined net yardage (21,803) at time of retirement.

DREW PEARSON

Wide receiver. 6-0, 184. Born in South River, N.J., Jan. 12, 1951. Tulsa. Inducted in 2021. 1973-83 Dallas Cowboys. **Highlights:** Retired as the Cowboys' all-time leader in receptions (489) and receiving yards (7,822). Member of the NFL's All-Decade Team of the 1970s. Big-game reputation reflected in 68 receptions for 1,131 yards (16.6 avg.) and eight TDs in 22 postseason games.

JOE PERRY

Fullback. 6-0, 200. Born in Stevens, Ark., Jan. 22, 1927. Died April 25, 2011. Compton Junior College. Inducted in 1969. 1948-49 San Francisco 49ers (AAFC), 1950-60, 1963 San Francisco 49ers, 1961-62 Baltimore Colts. **Highlights:** First player in NFL history to gain 1,000 yards two consecutive seasons. 12,532 combined yards.

PETE PIHOS

End. 6-1, 210. Born in Orlando, Fla., Oct. 22, 1923. Died Aug. 16, 2011. Indiana. Inducted in 1970. 1947-55 Philadelphia Eagles. **Highlights:** Three-time NFL receiving champion. Caught winning touchdown in 1949 NFL Championship Game.

TROY POLAMALU

Safety. 5-10, 207. Born in Garden Grove, Calif., April 19, 1981. Southern California. Inducted in 2020. 2003-14 Pittsburgh Steelers. **Highlights:** 32 interceptions for 398 yards and three TDs. First-team All-Pro four times. Voted to eight Pro Bowls.

BILL POLIAN

Contributor. Born in Bronx, N.Y., Dec. 8, 1942. New York University. Inducted in 2015. 1978-82 Kansas City Chiefs, 1984-92 Buffalo Bills, 1993-94 National Football League, 1995-97 Carolina Panthers, 1998-2011 Indianapolis Colts. **Highlights:** Spent 32 seasons in NFL. Turned the fortunes of three different NFL teams. Named NFL's Executive of the Year by *The Sporting News* six times.

FRITZ POLLARD

Halfback-coach. 5-9, 165. Born in Chicago, Ill., Jan. 27, 1894. Died May 11, 1986. Brown. Inducted in 2005. 1919-21, 1925-26 Akron Pros/Indians, 1922 Milwaukee Badgers, 1923, 1925 Hammond Pros, 1925 Providence Steam Roller. **Highlights:** True pioneer as one of two African American players in the NFL in 1920 and helped lead Akron to league title that season. In 1921, became the league's first black head coach.

JOHN RANDLE

Defensive tackle. 6-1, 278. Born in Hearne, Texas, Dec. 12, 1967. Trinity Valley Community College; Texas A&I. Inducted in 2010. 1990-2000 Minnesota Vikings, 2001-03 Seattle Seahawks. **Highlights:** Undrafted free agent rookie, record eight straight seasons with 10 or more sacks, had 137.5 career sacks. Voted to seven Pro Bowls, named All-Pro/NFC six consecutive years, All-AFC once.

HUGH (SHORTY) RAY

Supervisor of officials 1938-1952. Born in Highland Park, Ill., Sept. 21, 1884. Died Sept. 16, 1956. Illinois. Inducted in 1966. **Highlights:** Supervisor of Officials, 1938-1952. Streamlined rules to improve game tempo, player safety.

ANDRE REED

Wide receiver. 6-2, 190. Born in Allentown, Pa., Jan. 29, 1964. Kutztown. Inducted in 2014. 1985-99 Buffalo Bills, 2000 Washington Redskins. **Highlights:** Most prolific receiver in Bill history. His 951 career receptions was third all-time when he retired.

ED REED

Safety. 5-11, 200. Born in St. Rose, La., Sept. 11, 1978. Miami (Fl.). Inducted in 2019. 2002-2012 Baltimore Ravens, 2013 Houston Texans, 2013 New York Jets. **Highlights:** NFL's Defensive Player of the Year, 2004. Career statistics: 64 interceptions returned for NFL record 1,590 yards and 7 TDs. Selected All-Pro six times.

DAN REEVES

Team owner. Born in New York, N.Y., June 30, 1912. Died April 15, 1971. Georgetown. Inducted in 1967. 1941-45 Cleveland Rams, 1946-71 Los Angeles Rams. **Highlights:** Moved Rams to Los Angeles in 1946 and opened up West Coast to pro football. First postwar team owner to sign African-American player.

MEL RENFRO

Cornerback-safety. 6-0, 192. Born in Houston, Texas, Dec. 30, 1941. Oregon. Inducted in 1996. 1964-77 Dallas Cowboys. **Highlights:** 52 interceptions for 626 yards and 3 touchdowns. Also added 842 yards on punt returns, 2,246 yards on kickoff returns. Elected to Pro Bowl first 10 seasons.

JERRY RICE

Wide receiver. 6-2, 200. Born in Starkville, Miss., Oct. 13, 1962. Mississippi Valley State. Inducted in 2010. 1985-2000 San Francisco 49ers, 2001-04 Oakland Raiders, 2004 Seattle Seahawks. **Highlights:** NFL's all-time reception leader with 1,549 catches for 22,895 yards, 208 total touchdowns. Had 14 seasons with 1,000 yards receiving; 23,546 combined net yards. All-Pro 11 times, Super Bowl XXIII MVP.

LES RICHTER

Linebacker. 6-3, 238. Born in Fresno, Calif., Oct. 6, 1930. Died June 12, 2010. California. Inducted in 2011. 1954-62 Los Angeles Rams. **Highlights:** Second overall pick in 1952 by New York Yanks. Rights traded to Rams in exchange for 11 players. Rugged, fierce competitor. Voted to eight straight Pro Bowls. Recorded 16 career interceptions, also handled Rams' placekicking duties early in career.

PRO FOOTBALL HALL OF FAME

JOHN RIGGINS

Running back. 6-2, 240. Born in Seneca, Kan., Aug. 4, 1949. Kansas. Inducted in 1992. 1971-75 New York Jets, 1976-79, 1981-85 Washington Redskins. **Highlights:** 11,352 rushing yards, 116 total touchdowns. MVP of Super Bowl XVII with 166 rushing yards including game-winning 43-yard touchdown.

JIM RINGO

Center. 6-2, 230. Born in Orange, N.J., Nov. 21, 1931. Died Nov. 19, 2007. Syracuse. Inducted in 1981. 1953-63 Green Bay Packers, 1964-67 Philadelphia Eagles. **Highlights:** Ten-time Pro Bowl selection, seven-time All-NFL selection. Started in then-record 182 consecutive games.

WILLIE ROAF

Tackle. 6-5, 300. Born in Pine Bluff, Arkansas, April 18, 1970. Louisiana Tech. Inducted in 2012. 1993-2001 New Orleans Saints, 2002-05 Kansas City Chiefs. **Highlights:** Voted to 11 Pro Bowls, named first-team All-Pro seven times. Member of both the NFL's All-Decade Team of the 1990s and 2000s.

DAVE ROBINSON

Linebacker. 6-3, 245. Born in Mt. Holly, N.J., May 3, 1941. Inducted in 2013. 1963-1972 Green Bay Packers, 1973-74 Washington Redskins. **Highlights:** Starting outside linebacker in three NFL championship game and two Super Bowl wins. Recorded 27 career interceptions. Voted to three Pro Bowl Bowls. Named to NFL's All-Decade Team of 1960s.

JOHNNY ROBINSON

Safety. 6-1, 205. Born in Delhi, La., Sept. 9, 1938. LSU. Inducted in 2019. 1960-71 Dallas Texans/Kansas City Chiefs. **Highlights:** Intercepted 57 career interceptions, returned for 741 yards and 1 TD. Named to AFL's All-Time Team. Single-season best 10 interceptions in 1966 (led AFL) and 1970 (led NFL).

ANDY ROBUSTELLI

Defensive end. 6-0, 230. Born in Stamford, Connecticut, Dec. 6, 1925. Died May 31, 2011. Arnold College. Inducted in 1971. 1951-55 Los Angeles Rams, 1956-64 New York Giants. **Highlights:** Anchored defense in eight championship games. Named NFL's top player in 1962.

ART ROONEY

Founder-team owner. Born in Coudertville, Pa., Jan. 27, 1901. Died Aug. 25, 1988. Georgetown, Duquesne. Inducted in 1964. 1933-39 Pittsburgh Pirates, 1940-42, 1945-88 Pittsburgh Steelers, 1943 Phil-Pitt, 1944 Card-Pitt. **Highlights:** Founded Pittsburgh Pirates in 1933 and renamed them Steelers in 1940. Team won four Super Bowls in 1970s.

DAN ROONEY

Administrator-team owner. Born in Pittsburgh, Pa., July, 20, 1932. Died April 13, 2017. Duquesne. Inducted in 2000. 1955-2017 Pittsburgh Steelers. **Highlights:** Served on the board of directors for the NFL Trust Fund, NFL Films, and Scheduling Committee. Played a key role in the labor agreement reached in 1993 between the NFL owners and players.

PETE ROZELLE

Commissioner. Born in South Gate, Calif., March 1, 1926. Died Dec. 6, 1996. Compton Junior College, San Francisco. Inducted in 1985. Commissioner, 1960-89. **Highlights:** Negotiated first league-wide television contract in 1962. Generally recognized as premier commissioner in all of sports. Credited with making NFL the nation's most popular sport.

BOB ST. CLAIR

Tackle. 6-9, 265. Born in San Francisco, Calif., Feb. 18, 1931. Died April 20, 2015. San Francisco, Tulsa. Inducted in 1990. 1953-63 San Francisco 49ers. **Highlights:** Exceptional offensive lineman. Also played goal-line defense and had 10 blocked field goals, 1956.

ED SABOL

Founder-president-chairman. Born in Atlantic City, N.J., Sept. 11, 1916. Died Feb. 9, 2015. Ohio State. Inducted in 2011. 1964-95 NFL Films. **Highlights:** Bid and received rights to film 1962 NFL Championship Game. Two years later, founded NFL Films. During his tenure, NFL Films won 52 Emmys. Vision and innovations changed the way sports were presented.

STEVE SABOL

Administrator/president. Born in Moorestown, N.J., Oct. 2, 1942. Died Sept. 18, 2012. Colorado College. Inducted in 2020. 1964-2012 NFL Films. **Highlights:** Artistic vision behind studio that completely revolutionized how fans watched the National Football League. Won 35 Emmys in more categories than any other person in TV history (writing, cinematography, editing, directing and producing).

BARRY SANDERS

Running back. 5-8, 203. Born in Wichita, Kan., July 16, 1968. Oklahoma State. Inducted in 2004. 1989-98 Detroit Lions. **Highlights:** 15,269 rushing yards, 99 touchdowns. Rushed for 1,000 yards in each of 10 seasons. NFL co-MVP, 1997. Selected to 10 Pro Bowls.

CHARLIE SANDERS

Tight end. 6-4, 230. Born in Richlands, N.C., Aug. 25, 1946. Died July 2, 2015. Minnesota. Inducted in 2007. 1968-77 Detroit Lions. **Highlights:** 336 career receptions for 4,817 yards and 31 touchdowns. Selected to seven Pro Bowls. Named to the NFL's All-Decade Team of 1970s.

DEION SANDERS

Cornerback-kick returner-punt returner. 6-1, 195. Born in Fort Myers, Fla., Aug. 9, 1967. Florida State. Inducted in 2011. 1989-93 Atlanta Falcons, 1994 San Francisco 49ers, 1995-99 Dallas Cowboys, 2000 Washington Redskins, 2004-05 Baltimore Ravens. **Highlights:** First-team All-NFL nine times. Voted to the NFL's All-Decade Team of the 1990s at both cornerback and punt returner. 53 career interceptions. Career touchdowns included six on punt returns, three on kickoff returns, nine on interceptions, one fumble recovery and three receiving.

WARREN SAPP

Defensive tackle. 6-2, 300. Born in Orlando, Fla., Dec. 19, 1972. Inducted in 2013. 1995-2003 Tampa Bay Buccaneers, 2004-07 Oakland Raiders. **Highlights:** Amassed 96.5 career sacks. Named 1999 NFL Defensive Player of the Year. First-team All-Pro four straight seasons. Member of NFL's All-Decade Teams of 1990s and 2000s.

GALE SAYERS

Running back. 6-0, 200. Born in Wichita, Kan., May 30, 1943. Died Sept. 23, 2020. Kansas. Inducted in 1977. 1965-71 Chicago Bears. **Highlights:** Broke into league by scoring rookie-record 22 touchdowns. Led league in rushing in 1966, 1969. MVP of three Pro Bowls.

JOE SCHMIDT

Linebacker. 6-0, 222. Born in Pittsburgh, Pa., Jan. 18, 1932. Pittsburgh. Inducted in 1973. 1953-65 Detroit Lions. **Highlights:** 24 interceptions. Lions' team captain for nine years. Mastered middle linebacker position that evolved in 1950s.

TEX SCHRAMM

Team president-general manager. Born in San Gabriel, Calif., June 2, 1920. Died July 15, 2003. Texas. Inducted in 1991. 1947-56 Los Angeles Rams. 1960-89 Dallas Cowboys. **Highlights:** Played prominent role in AFL-NFL merger. Chairman of Competition Committee from 1966-88.

PRO FOOTBALL HALL OF FAME

JUNIOR SEAU

Linebacker. 6-3, 250. Born in San Diego, Calif., Jan. 19, 1969. Died May 2, 2012. Southern California. Inducted in 2015. 1990-2002 San Diego Chargers, 2003-05 Miami Dolphins, 2006-09 New England Patriots. **Highlights:** NFL Defensive Player of the Year in 1992. First-team All-Pro selection eight times. Selected to play in 12 Pro Bowls. Recorded 10 or more tackles in a game 64 times.

LEE ROY SELMON

Defensive end. 6-3, 250. Born in Eufaula, Okla., Oct. 20, 1954. Died Sept. 4, 2011. Oklahoma. Inducted in 1995. 1976-84 Tampa Bay Buccaneers. **Highlights:** 78½ sacks, 380 quarterback pressures, forced 28 fumbles. Six consecutive Pro Bowl selections.

SHANNON SHARPE

Tight end. 6-2, 230. Born in Chicago, Ill., June 26, 1968. Savannah State. Inducted in 2011. 1990-99, 2002-03 Denver Broncos, 2000-01 Baltimore Ravens. **Highlights:** Retired as the NFL's all-time leader among tight ends in catches (815), receiving yards (10,060) and TD receptions (62). Selected as first- or second-team All-Pro five times, named to eight Pro Bowls. Played on three Super Bowl championship teams in four seasons.

BILLY SHAW

Guard. 6-2, 258. Born in Natchez, Miss., Dec. 15, 1938. Georgia Tech. Inducted in 1999. 1961-69 Buffalo Bills. **Highlights:** First player who played entire career in AFL to be elected to Hall of Fame. Named to AFL's all-time team.

ART SHELL

Tackle. 6-5, 285. Born in Charleston, S.C., Nov. 26, 1946. Maryland State-Eastern Shore. Inducted in 1989. 1968-82 Oakland/Los Angeles Raiders. **Highlights:** Cornerstone of Raiders' offensive line in 1970s. 207 regular-season games, 23 postseason games, eight Pro Bowls.

DONNIE SHELL

Safety. 5-11, 190. Born in Whitmore, S.C., Aug. 26, 1952. South Carolina State. Inducted in 2020. 1974-87 Pittsburgh Steelers. **Highlights:** Hard-hitting tackler and integral member of Steelers' vaunted defense. 51 interceptions for 490 yards. Voted to five consecutive Pro Bowls

WILL SHIELDS

Guard 6-3, 320. Born in Fort Riley, Kan., Sept. 15, 1971. Nebraska. Inducted in 2015. 1993-2006 Kansas City Chiefs. **Highlights:** Earned 12 straight Pro Bowl berths. Never missed a game during 14-season career; 224 games played with 223 starts. Member of the NFL's All-Decade Team of the 2000s.

DON SHULA

Coach. Born in Grand River, Ohio, Jan. 4, 1930. Died May 4, 2020. John Carroll. Inducted in 1997. 1963-69 Baltimore Colts, 1970-95 Miami Dolphins. **Highlights:** Won more games (347) than any coach in NFL history. Won two Super Bowl titles, including Super Bowl VII when Dolphins recorded NFL's only perfect season (17-0).

O.J. SIMPSON

Running back. 6-1, 212. Born in San Francisco, Calif., July 9, 1947. City College (San Francisco), Southern California. Inducted in 1985. 1969-77 Buffalo Bills, 1978-79 San Francisco 49ers. **Highlights:** In 1973, became first player to rush for 2,000 yards in season. Finished career with four rushing titles, 11,236 yards.

MIKE SINGLETARY

Linebacker. 6-0, 230. Born in Houston, Texas, Oct. 9, 1958. Baylor. Inducted in 1998. 1981-92 Chicago Bears. **Highlights:** All-Pro choice eight times and All-NFC nine consecutive seasons. Selected to 10 Pro Bowls.

DUKE SLATER

Tackle. 6-1, 215. Born in Normal, Ill., Dec. 9, 1898. Died Aug. 14, 1966. Iowa. Inducted in 2020. 1922 Milwaukee Badgers, 1922-25 Rock Island Independents, 1926-31 Chicago Cardinals. **Highlights:** African-American pioneer in early years of the NFL. Starred as two-way lineman for 10 seasons. Named All-NFL four times. Also named second-team All-NFL seven times.

JACKIE SLATER

Tackle. 6-4, 277. Born in Jackson, Miss., May 27, 1954. Jackson State. Inducted in 2001. 1976-95 Los Angeles/St. Louis Rams. **Highlights:** Played 20 seasons, 259 games. Blocked for seven different 1,000-yard rushers. Seven Pro Bowls.

BRUCE SMITH

Defensive end. 6-4, 280. Born in Norfolk, Va., June 18, 1963. Virginia Tech. Inducted in 2009. 1985-99 Buffalo Bills, 2000-03 Washington Redskins. **Highlights:** NFL's all-time leader in sacks with 200. Named All-Pro nine times, 11 Pro Bowls. Selected to NFL's All-Decade Team of 1980s and 1990s.

EMMITT SMITH

Running back. 5-9, 207. Born in Pensacola, Fla., May 15, 1969. Florida. Inducted in 2010. 1990-2002 Dallas Cowboys, 2003-04 Arizona Cardinals. **Highlights:** Won four rushing titles in five years, recorded record 11 straight 1,000-yard seasons. NFL's all-time leading rusher with 18,355 yards, 164 rushing TDs. Won NFL MVP and Super Bowl XXVIII MVP in 1993.

JACKIE SMITH

Tight end. 6-4, 232. Born in Columbia, Miss., Feb. 23, 1940. Northwestern State (La.). Inducted in 1994. 1963-77 St. Louis Cardinals, 1978 Dallas Cowboys. **Highlights:** 480 receptions for 7,918 yards, 40 touchdowns. Third tight end to be elected to Hall of Fame.

MAC SPEEDIE

End. 6-3, 203. Born in Odell, Ill., Jan. 12, 1920. Died March 12, 1993. Utah. Inducted in 2020. 1946-52 Cleveland Browns. **Highlights:** Established every major receiving record in four-year history of AAFC. Career stats: 349 receptions for 5,602 yards and 33 TDs.

ED SPRINKLE

Defensive end/linebacker/end. 6-1, 206. Born in Bradshaw, Texas, Sept. 3, 1923. Died July 28, 2014. Hardin-Simmons, Navy. Inducted in 2020. 1944-55 Chicago Bears. **Highlights:** Regarded as one of first to gain fame by rushing the passer. Defensive career totals: Four interceptions for 55 yards, one safety; recovered two fumbles for TDs.

KEN STABLER

Quarterback. 6-3, 215. Born in Foley, Ala., Dec. 25, 1945. Died July 8, 2015. Alabama. Inducted in 2016. 1970-79 Oakland Raiders, 1980-81 Houston Oilers, 1982-84 New Orleans Saints. **Highlights:** Compiled impressive .661 winning percentage. Career totals: 27,938 yards, 194 TDs. First QB since AFL-NFL merger to lead team to five consecutive conference championships.

JOHN STALLWORTH

Wide receiver. 6-2, 191. Born in Tuscaloosa, Ala., July 15, 1952. Alabama A&M. Inducted in 2002. 1974-87 Pittsburgh Steelers. **Highlights:** 537 receptions for 8,723 yards, 63 touchdowns. Scored go-ahead touchdown in Super Bowl XIV on 73-yard reception.

DICK STANFEL

Guard. 6-3, 236. Born in San Francisco, Calif., July 20, 1927. Died June 22, 2015. San Francisco. Inducted in 2016. 1952-55 Detroit Lions, 1956-58 Washington Redskins. **Highlights:** Named team MVP in 1953 championship season, rare honor for offensive lineman. Named All-NFL five times in seven seasons. Retired in prime to pursue coaching career.

BART STARR

Quarterback. 6-1, 200. Born in Montgomery, Ala., Jan. 9, 1934. Died May 26, 2019. Alabama. Inducted in 1977. 1956-71 Green Bay Packers. **Highlights:** Quarterbacked Packers to six division titles, five NFL titles, and first two Super Bowls, both of which he was MVP.

ROGER STAUBACH

Quarterback. 6-3, 202. Born in Cincinnati, Ohio, Feb. 5, 1942. New Mexico Military Institute, Navy. Inducted in 1985. 1969-79 Dallas Cowboys. **Highlights:** Led Cowboys to four NFC titles and victories in Super Bowls VI, XII. When retired, 83.4 career passer rating was best of all-time.

PRO FOOTBALL HALL OF FAME

ERNIE STAUTNER

Defensive tackle. 6-2, 235. Born in Prinzing-by-Cham, Bavaria, April 20, 1925. Died Feb. 16, 2006. Boston College. Inducted in 1969. 1950-63 Pittsburgh Steelers. **Highlights:** Played in nine Pro Bowls and won the best lineman award in 1957. Recorded three safeties.

JAN STENERUD

Kicker. 6-2, 190. Born in Fet-sund, Norway, Nov. 26, 1942. Montana State. Inducted in 1991. 1967-79 Kansas City Chiefs, 1980-83 Green Bay Packers, 1984-85 Minnesota Vikings. **Highlights:** 1,699 points (580 extra points, 373 field goals). First pure place-kicker to enter Hall of Fame.

DWIGHT STEPHENSON

Center. 6-2, 255. Born in Murreesboro, N.C., Nov. 20, 1957. Alabama. Inducted in 1998. 1980-87 Miami Dolphins. **Highlights:** Recognized as premier center of his time. All-Pro, All-AFC five straight years. Selected to five Pro Bowls.

MICHAEL STRAHAN

Defensive end. 6-5, 255. Born in Houston, Texas, Nov. 21, 1971. Texas Southern. Inducted in 2014. 1993-2007 New York Giants. **Highlights:** Recorded 141.5 career sacks. His 22.5 sacks in 2001 is an NFL record. Named to NFL's All-Decade Team of 2000s.

HANK STRAM

Coach. Born in Chicago, Ill., Jan. 3, 1923. Died July 4, 2005. Purdue. Inducted in 2003. 1960-74 Dallas Texans/Kansas City Chiefs, 1976-77 New Orleans Saints. **Highlights:** Overall record of 136-100-10. Recorded most wins in AFL history. Guided teams to titles in 1962, 1966 and 1969. Led Chiefs to AFL win in Super Bowl IV.

KEN STRONG

Halfback. 5-11, 210. Born in West Haven, Conn., April 21, 1906. Died Oct. 5, 1979. New York University. Inducted in 1967. 1929-32 Staten Island Stapletons, 1933-35, 1939, 1944-47 New York Giants, 1936-37 New York Yanks (AFL). **Highlights:** Scored 17 points to lead Giants to victory in 1934 'Sneakers' game. Led NFL with 64 points, 1933.

JOE STYDAHAR

Tackle. 6-4, 230. Born in Kaylor, Pa., March 17, 1912. Died March 23, 1977. West Virginia. Inducted in 1967. 1936-42, 1945-46 Chicago Bears. **Highlights:** One of stalwarts of Bears' 'Monsters of the Midway.' Played on five divisional, three NFL championship teams.

LYNN SWANN

Wide receiver. 5-11, 180. Born in Alcoa, Tenn., March 7, 1952. Southern California. Inducted in 2001. 1974-82 Pittsburgh Steelers. **Highlights:** All-AFC three times. Selected to three Pro Bowls. MVP, Super Bowl X.

PAUL TAGLIABUE

Commissioner. Born in Jersey City, N.J., Nov. 24, 1940. Georgetown, New York University. Inducted in 2020. 1989-2006 National Football League. **Highlights:** Helped grow NFL to unparalleled heights. Established NFL as a global brand. Created a league-wide internet network and NFL TV Network. Secured largest TV contracts in entertainment history totaling \$25 billion.

FRAN TARKENTON

Quarterback. 6-0, 185. Born in Richmond, Va., Feb. 3, 1940. Georgia. Inducted in 1986. 1961-66, 1972-78 Minnesota Vikings, 1967-71 New York Giants. **Highlights:** At retirement, held NFL records for attempts (6,467), completions (3,686), yards (47,003) and touchdowns (342). Four touchdowns passes in first NFL game.

CHARLEY TAYLOR

Running back-wide receiver. 6-3, 210. Born in Grand Prairie, Texas, Sept. 28, 1941. Arizona State. Inducted in 1984. 1964-75, 1977 Washington Redskins. **Highlights:** Won rookie of year honors as running back. Switched to wide receiver and won receiving titles in 1966, 1967.

JASON TAYLOR

Defensive end. 6-6, 260. Born in Pittsburgh, Pa., Sept. 1, 1974. Akron. Inducted in 2017. 1997-2007, 2009, 2011 Miami Dolphins, 2008 Washington Redskins, 2010 New York Jets. **Highlights:** NFL Defensive Player of the Year in 2006. Career stats: 139.5 sacks; eight interceptions for 110 yards and three TDs; 29 opponents' fumbles recovered; six TDs on fumble recoveries. Three safeties.

JIM TAYLOR

Fullback. 6-0, 216. Born in Baton Rouge, La., Sept. 20, 1935. Died Oct. 13, 2018. Hinds Junior College; LSU. Inducted in 1976. 1958-66 Green Bay Packers, 1967 New Orleans Saints. **Highlights:** 8,597 rushing yards, 558 points. In 1962, led league in rushing and scoring with 19 touchdowns.

LAWRENCE TAYLOR

Linebacker. 6-3, 237. Born in Williamsburg, Va., Feb. 4, 1959. North Carolina. Inducted in 1999. 1981-93 New York Giants. **Highlights:** Redefined the position of outside linebacker. All-Pro nine times, 10 Pro Bowls. NFL MVP in 1986.

DERRICK THOMAS

Linebacker. 6-3, 243. Born in Miami, Fla., Jan. 1, 1967. Died Feb. 8, 2000. Alabama. Inducted in 2009. 1989-99 Kansas City Chiefs. **Highlights:** Set NFL record with seven sacks in one game. Recorded most sacks in NFL during 1990s. Nine Pro Bowls. Named to NFL's All-Decade Team of 1990s.

EMMITT THOMAS

Cornerback. 6-2, 192. Born in Angleton, Texas, June 3, 1943. Bishop. Inducted in 2008. 1966-78 Kansas City Chiefs. **Highlights:** Undrafted free agent. 58 interceptions, 937 yards, five TDs. Ranked fifth all-time in interceptions at retirement. Interception leader in AFL, 1969, and NFL, 1974.

THURMAN THOMAS

Running back. 5-10, 198. Born in Houston, Texas, May 16, 1966. Oklahoma State. Inducted in 2007. 1988-99 Buffalo Bills, 2000 Miami Dolphins. **Highlights:** Amassed 16,532 total yards including 12,074 yards rushing. Scored 88 touchdowns. Only player in history to lead league in yards from scrimmage four straight seasons.

JIM THORPE

Halfback. 6-1, 190. Born in Prague, Okla., May 28, 1888. Died March 28, 1953. Carlisle. Inducted in 1963. 1915-17, 1919-1920, 1926 Canton Bulldogs, 1921 Cleveland Indians, 1922-23 Oorang Indians, 1924 Rock Island Independents, 1925 New York Giants, 1928 Chicago Cardinals. **Highlights:** Charter enshrinee. First president of American Professional Football Association, 1920. Played for 12 seasons.

MICK TINGELHOFF

Center. 6-2, 237. Born in Lexington, Neb., May 22, 1940. Nebraska. Inducted in 2015. 1962-78 Minnesota Vikings. **Highlights:** Signed as a rookie free agent. Earned starting nod as rookie and never relinquished role during career. All-NFL/All-Pro-choice seven times (1964-70).

ANDRE TIPPETT

Linebacker. 6-3, 240. Born in Birmingham, Ala., Dec. 27, 1959. Iowa; Ellsworth (Iowa) Junior College. Inducted in 2008. 1982-88, 1990-93 New England Patriots. **Highlights:** Recorded 100 career sacks including personal best 18.5 sacks, 1984. Named to five straight Pro Bowls, 1985-89.

Y.A. TITTLE

Quarterback. 6-0, 200. Born in Marshall, Texas, Oct. 24, 1926. Died Oct. 8, 2017. LSU. Inducted in 1971. 1948-49 Baltimore Colts (AAFC), 1950 Baltimore Colts, 1951-60 San Francisco 49ers, 1961-64 New York Giants. **Highlights:** 33,070 yards, 242 touchdowns. 33 touchdown passes in 1962 and 36 in 1963. Three-time league Player of the Year.

PRO FOOTBALL HALL OF FAME

LADAINIAN TOMLINSON

Running back. 5-10, 221. Born in Rosebud, Texas, June 23, 1979. TCU. Inducted in 2017. 2001-09 San Diego Chargers, 2010-11 New York Jets. **Highlights:** Captured back-to-back rushing titles, 2006-07. Named NFL's 2006 Most Valuable Player. 13,684 career yards on 3,174 carries and 145 rushing touchdowns. Added 4,772 yards on 624 catches and 17 TD receptions.

GEORGE TRAFTON

Center. 6-2, 235. Born in Chicago, Ill., Dec. 6, 1896. Died Sept. 5, 1971. Notre Dame. Inducted in 1964. 1920-32 Decatur Staleys/Chicago Staleys/Chicago Bears. **Highlights:** First center to snap with one hand. Named top NFL center of 1920s.

CHARLEY TRIPPI

Halfback/quarterback. 6-0, 185. Born in Pittston, Pa., Dec. 14, 1922. Georgia. Inducted in 1968. 1947-55 Chicago Cardinals. **Highlights:** One of football's most versatile performers. Played halfback five years, quarterback for two, defense for two.

EMLEN TUNNELL

Safety. 6-1, 200. Born in Bryn Mawr, Pa., March 29, 1925. Died July 22, 1975. Toledo, Iowa. Inducted in 1967. 1948-58 New York Giants, 1959-61 Green Bay Packers. **Highlights:** 79 interceptions. Gained more yards on kickoff, punt and interception returns (924) in 1952 than that season's NFL rushing leader.

CLYDE (BULLDOG) TURNER

Center. 6-2, 235. Born in Plains, Texas, March 10, 1919. Died Oct. 30, 1998. Hardin-Simmons. Inducted in 1966. 1940-52 Chicago Bears. **Highlights:** Anchored defense for four NFL championship teams, including four interceptions in five title games.

JOHNNY UNITAS

Quarterback. 6-1, 195. Born in Pittsburgh, Pa., May 7, 1933. Died Sept. 11, 2002. Louisville. Inducted in 1979. 1956-72 Baltimore Colts, 1973 San Diego Chargers. **Highlights:** 40,239 passing yards, 290 touchdowns. Led Colts to two NFL championships. Passed for at least one touchdown in 47 consecutive games.

GENE UPSHAW

Guard. 6-5, 255. Born in Robstown, Texas, Aug. 15, 1945. Died Aug. 20, 2008. Texas A & I. Inducted in 1987. 1967-81 Oakland Raiders. **Highlights:** Premier guard of his era, played in 10 AFL/AFC Championship Games, three Super Bowls, seven Pro Bowls.

BRIAN URLACHER

Linebacker. 6-4, 258. Born in Pasco, Wash., May 25, 1978. New Mexico. Inducted in 2018. 2000-12 Chicago Bears. **Highlights:** Named Defensive Rookie of the Year, 2000. Defensive Player of the Year, 2005. Career statistics include 41.5 sacks and 22 interceptions. Voted to eight Pro Bowls. Named to NFL All-Decade Team of 2000s.

NORM VAN BROCKLIN

Quarterback. 6-1, 190. Born in Eagle Butte, South Dakota, March 15, 1926. Died May 2, 1983. Oregon. Inducted in 1971. 1949-57 Los Angeles Rams, 1958-60 Philadelphia Eagles. **Highlights:** NFL-record 554 yards passing in 1951 season opener. Guided Eagles to NFL crown as league's Most Outstanding Player in 1960.

STEVE VAN BUREN

Halfback. 6-1, 200. Born in La Ceiba, Honduras, Dec. 28, 1920. Died Aug. 23, 2012. LSU. Inducted in 1965. 1944-51 Philadelphia Eagles. **Highlights:** Four-time rushing champion. Won 1944 punt-return title and was 1945 kick-off-return champion.

DOAK WALKER

Halfback. 5-11, 173. Born in Dallas, Texas, Jan. 1, 1927. Died Sept. 27, 1998. Southern Methodist. Inducted in 1986. 1950-55 Detroit Lions. **Highlights:** 534 points. Won two NFL scoring titles. Had winning 67-yard scoring run in 1952 title game.

BILL WALSH

Coach. Born in Los Angeles, Calif., Nov. 30, 1931. Died July 30, 2007. San Jose State. Inducted in 1993. 1979-88 San Francisco 49ers. **Highlights:** 102-63-1 coaching record. Guided 49ers to three Super Bowl titles (XVI, XIX, XXIII) in 10 years.

PAUL WARFIELD

Wide receiver. 6-0, 188. Born in Warren, Ohio, Nov. 28, 1942. Ohio State. Inducted in 1983. 1964-69, 1976-77 Cleveland Browns, 1970-74 Miami Dolphins. **Highlights:** 8,565 yards receiving, 85 touchdowns. Eight-time Pro Bowl player. Key to both Cleveland and Miami offenses.

KURT WARNER

Quarterback. 6-2, 220. Born in Burlington, Iowa, June 22, 1971. Northern Iowa. Inducted in 2017. 1998-2003 St. Louis Rams, 2004 New York Giants, 2005-09 Arizona Cardinals. **Highlights:** Two-time NFL MVP (1999 and 2001). Named Super Bowl XXXIV MVP. Four-time Pro Bowl choice, led NFL in average gain per attempt three times.

BOB WATERFIELD

Quarterback. 6-2, 200. Born in Elmira, N.Y., July 26, 1920. Died March 25, 1983. UCLA. Inducted in 1965. 1945 Cleveland Rams, 1946-52 Los Angeles Rams. **Highlights:** NFL MVP as rookie in 1945, leading Rams to NFL title. Grabbed 20 interceptions in limited defensive duties.

MIKE WEBSTER

Center. 6-2, 260. Born in Tomahawk, Wis., March 18, 1952. Died Sept. 24, 2002. Wisconsin. Inducted in 1997. 1974-88 Pittsburgh Steelers, 1989-90 Kansas City Chiefs. **Highlights:** Played in 245 games, selected to nine Pro Bowls, and won four Super Bowls during 17-year career.

ROGER WEHRLI

Cornerback. 6-0, 190. Born in New Point, Mo., Nov. 26, 1947. Missouri. Inducted in 2007. 1969-82 St. Louis Cardinals. **Highlights:** 40 career interceptions. Named to the NFL's All-Decade Team of 1970s. All-Pro five times. Selected to seven Pro Bowls.

ARNIE WEINMEISTER

Defensive tackle. 6-4, 235. Born in Rhein, Saskatchewan, Canada, March 23, 1923. Died June 29, 2000. Washington. Inducted in 1984. 1948-49 New York Yankees (AAFC), 1950-53 New York Giants. **Highlights:** Dominant defensive tackle of his time. Four-time All-NFL selection, four Pro Bowls.

RANDY WHITE

Defensive tackle. 6-4, 265. Born in Pittsburgh, Pa., Jan. 15, 1953. Maryland. Inducted in 1994. 1975-88 Dallas Cowboys. **Highlights:** Missed only one game in 14 seasons. Co-MVP of Super Bowl XII. Nine-time Pro Bowl selection.

REGGIE WHITE

Defensive end. 6-5, 291. Born in Chattanooga, Tenn., Dec. 19, 1961. Died Dec. 26, 2004. Tennessee. Inducted in 2006. 1985-92 Philadelphia Eagles, 1993-98 Green Bay Packers, 2000 Carolina Panthers. **Highlights:** Retired as all-time sack leader with 198. Named All-Pro 13 of 15 seasons including 10 as first-team selection. Named to 13 straight Pro Bowls.

DAVE WILCOX

Linebacker. 6-3, 241. Born in Ontario, Oregon, Sept., 29, 1942. Boise State, Oregon. Inducted in 2000. 1964-74 San Francisco 49ers. **Highlights:** Seven Pro Bowls, All-NFL five times. Missed only one game because of injury.

AENEAS WILLIAMS

Cornerback-safety. 5-11, 194. Born in New Orleans, La., Jan. 29, 1968. Southern University. Inducted in 2014. 1991-2000 Phoenix/Arizona Cardinals, 2001-04 St. Louis Rams. **Highlights:** Named to Pro Bowl seven times as a cornerback, once as safety. Recorded 55 interceptions for 807 yards, nine TDs. Named to NFL's All-Decade Team of 2000s.

PRO FOOTBALL HALL OF FAME

BILL WILLIS

Guard. 6-2, 215. Born in Columbus, Ohio, Oct. 5, 1921. Died Nov. 27, 2007. Ohio State. Inducted in 1977. 1946-53 Cleveland Browns (AAFC/NFL). **Highlights:** Two-way player who excelled on defense. Four-time All-NFL player, played in three Pro Bowls.

LARRY WILSON

Safety. 6-0, 190. Born in Rigby, Idaho, March 24, 1938. Died Sept. 17, 2020. Utah. Inducted in 1978. 1960-72 St. Louis Cardinals. **Highlights:** 52 interceptions. Had interception in seven consecutive games in 1966. Made "safety blitz" famous.

RALPH WILSON JR.

Team owner-founder. Born in Columbus, Ohio, Oct. 17, 1918. Died March 25, 2013. Virginia, Michigan. Inducted in 2009. 1960-2013 Buffalo Bills. **Highlights:** Founded team. Bills teams captured back-to-back AFL titles in mid-1960s. Unprecedented four straight Super Bowl appearances.

KELLEN WINSLOW

Tight end. 6-5, 250. Born in St. Louis, Mo., Nov. 5, 1957. Missouri. Inducted in 1995. 1979-87 San Diego Chargers **Highlights:** 541 receptions for 6,741 yards, 45 touchdowns. 13 catches. Blocked field goal in 1981 playoff win over Miami.

ALEX WOJCIECHOWICZ

Center. 6-0, 235. Born in South River, N.J., Aug. 12, 1915. Died July 13, 1992. Fordham. Inducted in 1968. 1938-46 Detroit Lions, 1946-50 Philadelphia Eagles. **Highlights:** One of league's first iron men. Played both ways for eight years with Lions.

RON WOLF

Contributor. Born in New Freedom, Pa., Dec. 30, 1938. Oklahoma. Inducted in 2015. 1963-74, 1979-89 Oakland/Los Angeles Raiders, 1966 American Football League, 1976-78 Tampa Bay Buccaneers, 1990-91 New York Jets, 1991-2001 Green Bay Packers **Highlights:** Recognized as one of finest personnel men in pro football. Began career as a scout for Raiders in 1963. Spent 23 seasons helping build Raiders franchise. Turned Packers into dominant NFL franchise.

WILLIE WOOD

Safety. 5-10, 190. Born in Washington, D.C., Dec. 23, 1936. Died Feb. 3, 2020. Southern California. Inducted in 1989. 1960-71 Green Bay Packers. **Highlights:** 48 interceptions. Competed in six NFL Championship Games and Super Bowls I and II.

CHARLES WOODSON

Cornerback/safety. 6-1, 210. Born in Fremont, Ohio, Oct. 7, 1976. Michigan. Inducted in 2021. 1998-2005, 2013-15 Oakland Raiders, 2006-12 Green Bay Packers. **Highlights:** AP Defensive Rookie of the Year, 1998. Totaled 65 career interceptions. First player in NFL history with 50 career interceptions and 20 sacks. AP Defensive Player of the Year, 2009. Member of NFL's All-Decade Team of the 2000s.

ROD WOODSON

Cornerback-safety. 6-0, 200. Born in Fort Wayne, Ind., March 10, 1965. Purdue. Inducted in 2009. 1987-96 Pittsburgh Steelers, 1997 San Francisco 49ers, 1998-2001 Baltimore Ravens, 2002-03 Oakland Raiders. **Highlights:** 71 interceptions returned for 1,483 yards and NFL-record 12 TDs. Named NFL Defensive Player of Year, 1993. Member of NFL's 75th Anniversary Team. 11 Pro Bowls.

RAYFIELD WRIGHT

Tackle. 6-6, 255. Born in Griffin, Ga., Aug. 23, 1945. Fort Valley State. Inducted in 2006. 1967-79 Dallas Cowboys. **Highlights:** Named first- or second-team All-Pro and voted to Pro Bowl six straight seasons, 1971-76. Played in six NFC championship games and five Super Bowls. Named to NFL's All-Decade Team of 1970s.

RON YARY

Tackle. 6-5, 255. Born in Chicago, Ill., July 16, 1946. Cerritos (Calif.) J.C., Southern California. Inducted in 2001. 1968-81 Minnesota Vikings, 1982 Los Angeles Rams. **Highlights:** All-Pro six consecutive seasons, All-NFC eight consecutive years. Named to seven Pro Bowls. Started in four Super Bowls and five NFL/NFC Championship Games.

GEORGE YOUNG

Contributor/general manager. Born in Baltimore, Md., Sept. 22, 1930. Died Dec. 8, 2001. Bucknell, Johns Hopkins, Loyola. Inducted in 2020. 1968-74 Baltimore Colts, 1975-78 Miami Dolphins, 1979-97 New York Giants, 1998-2001 National Football League. **Highlights:** General manager of Giants teams that won Super Bowls XXI, XXV. Was named NFL Executive of the Year unprecedented five times, 1984, 1986, 1990, 1993, 1997.

STEVE YOUNG

Quarterback. 6-2, 205. Born in Salt Lake City, Utah, Oct. 11, 1961. Brigham Young. Inducted in 2005. 1985-86 Tampa Bay Buccaneers, 1987-99 San Francisco 49ers. **Highlights:** Led NFL in passing a record-tying six times. Passed for more than 33,000 yards and 232 touchdowns in career. MVP of Super Bowl XXIX. Elected to seven Pro Bowls.

JACK YOUNGBLOOD

Defensive end. 6-4, 247. Born in Jacksonville, Fla., Jan. 26, 1950. Florida. Inducted in 2001. 1971-84 Los Angeles Rams. **Highlights:** Played in club-record 201 consecutive games. Played in five NFC Championship Games, one Super Bowl. Named All-Pro five times, All-NFC seven times. Elected to seven consecutive Pro Bowls. Lions.

GARY ZIMMERMAN

Tackle. 6-6, 294. Born in Fullerton, Calif., Dec. 13, 1961. Oregon. Inducted in 2008. 1986-92 Minnesota Vikings, 1993-97 Denver Broncos. **Highlights:** Named to seven Pro Bowls. One of handful of players to be named to two NFL All-Decade Teams, 1980s and 1990s.

PRO FOOTBALL HALL OF FAME

ENSHRINEES BY YEAR OF INDUCTION

*Deceased; date of enshrinement in parentheses

CHARTER CLASS, 1963

(Sept. 7, 1963)
Sammy Baugh*
Bert Bell*
Joe Carr*
Earl (Dutch) Clark*
Harold (Red) Grange*
George Halas*
Mel Hein*
Wilbur (Pete) Henry*
Robert (Cal) Hubbard*
Don Hutson*
Earl (Curly) Lambeau*
Tim Mara*
George Preston Marshall*
John (Blood) McNally*
Bronko Nagurski*
Ernie Nevers*
Jim Thorpe*

CLASS OF 1964

(Sept. 6, 1964)
Jimmy Conzelman*
Ed Healey*
Clarke Hinkle*
William Roy (Link) Lyman*
Mike Michalske*
Art Rooney*
George Trafton*

CLASS OF 1965

(Aug. 2, 1965)
Guy Chamberlin*
John (Paddy) Driscoll*
Dan Fortmann*
Otto Graham*
Sid Luckman*
Steve Van Buren*
Bob Waterfield*

CLASS OF 1966

(Sept. 17, 1966)
Bill Dudley*
Joe Guyon*
Arnie Herber*
Walt Kiesling*
George McAfee*
Steve Owen*
Hugh (Shorty) Ray*
Clayde (Bulldog) Turner*

CLASS OF 1967

(Aug. 5, 1967)
Chuck Bednarik*
Charles W. Bidwill Sr.*
Paul Brown*
Bobby Layne*
Dan Reeves*
Ken Strong*
Joe Stydahar*
Emlen Tunnell*

CLASS OF 1968

(Aug. 3, 1968)
Cliff Battles*
Art Donovan*
Elroy (Crazylegs) Hirsch*
Wayne Millner*
Marion Motley*
Charley Trippi*
Alex Wojciechowicz*

CLASS OF 1969

(Sept. 13, 1969)
Albert Glen (Turk) Edwards*
Earle (Greasy) Neale*
Leo Nomellini*
Joe Perry*
Ernie Stautner*

CLASS OF 1970

(Aug. 8, 1970)
Jack Christiansen*
Tom Fears*
Hugh McElhenny*
Pete Pihos*

CLASS OF 1971

(July 31, 1971)
Jim Brown*
Bill Hewitt*
Frank (Bruiser) Kinard*
Vince Lombardi*
Andy Robustelli*
Y. A. Tittle*
Norm Van Brocklin*

CLASS OF 1972

(July 29, 1972)
Lamar Hunt*
Gino Marchetti*
Ollie Matson*
Clarence (Ace) Parker*

CLASS OF 1973

(July 28, 1973)
Raymond Berry*
Jim Parker*
Joe Schmidt*

CLASS OF 1974

(July 27, 1974)
Tony Canadeo*
Bill George*
Lou Groza*
Dick (Night Train) Lane*

CLASS OF 1975

(Aug. 2, 1975)
Roosevelt Brown*
George Connor*
Dante Lavelli*
Lenny Moore*

CLASS OF 1976

(July 24, 1976)
Ray Flaherty*
Len Ford*
Jim Taylor*

CLASS OF 1977

(July 30, 1977)
Frank Gifford*
Forrest Gregg*
Gale Sayers*
Bart Starr*
Bill Willis*

CLASS OF 1978

(July 29, 1978)
Lance Alworth*
Weeb Ewbank*
Alphonse (Tuffy) Leemans*
Ray Nitschke*
Larry Wilson*

CLASS OF 1979

(July 28, 1979)
Dick Butkus*
Yale Lary*
Ron Mix*
Johnny Unitas*

CLASS OF 1980

(Aug. 2, 1980)
Herb Adderley*
David (Deacon) Jones*
Bob Lilly*
Jim Otto*

CLASS OF 1981

(Sept. 1, 1981)
Morris (Red) Badgro*
George Blanda*
Willie Davis*
Jim Ringo*

CLASS OF 1982

(Aug. 7, 1982)
Doug Atkins*
Sam Huff*
George Musso*
Merlin Olsen*

CLASS OF 1983

(July 30, 1983)
Bobby Bell*
Sid Gillman*
Sonny Jurgensen*
Bobby Mitchell*
Paul Warfield*

CLASS OF 1984

(July 28, 1984)
Willie Brown*
Mike McCormack*
Charley Taylor*
Arnie Weinmeister*

CLASS OF 1985

(Aug. 3, 1985)
Frank Gatski*
Joe Namath*
Pete Rozelle*
O. J. Simpson*
Roger Staubach*

CLASS OF 1986

(Aug. 2, 1986)
Paul Hornung*
Ken Houston*
Willie Lanier*
Fran Tarkenton*
Doak Walker*

CLASS OF 1987

(Aug. 8, 1987)
Larry Csonka*
Len Dawson*
Joe Greene*
John Henry Johnson*
Jim Langer*
Don Maynard*
Gene Upshaw*

CLASS OF 1988

(July 30, 1988)
Fred Biletnikoff*
Mike Ditka*
Jack Ham*
Alan Page*

CLASS OF 1989

(Aug. 5, 1989)
Mel Blount*
Terry Bradshaw*
Art Shell*
Willie Wood*

CLASS OF 1990

(Aug. 4, 1990)
Buck Buchanan*
Bob Griese*
Franco Harris*
Ted Hendricks*
Jack Lambert*
Tom Landry*
Bob St. Clair*

CLASS OF 1991

(July 27, 1991)
Earl Campbell*
John Hannah*
Stan Jones*
Tex Schramm*
Jan Stenerud*

CLASS OF 1992

(Aug. 1, 1992)
Lem Barney*
Al Davis*
John Mackey*
John Riggins*

CLASS OF 1993

(Jan 31, 1993)
Dan Fouts*
Larry Little*
Chuck Noll*
Walter Payton*
Bill Walsh*

CLASS OF 1994

(July 30, 1994)
Tony Dorsett*
Bud Grant*
Jimmy Johnson*
Leroy Kelly*
Jackie Smith*
Randy White*

CLASS OF 1995

(July 29, 1995)
Jim Finks*
Henry Jordan*
Steve Largent*
Lee Roy Selmon*
Kellen Winslow*

CLASS OF 1996

(July 27, 1996)
Lou Creekmur*
Dan Dierdorf*
Joe Gibbs*
Charlie Joiner*
Mel Renfro*

CLASS OF 1997

(July 26, 1997)
Mike Haynes*
Wellington Mara*
Don Shula*
Mike Webster*

CLASS OF 1998

(Aug. 1, 1998)
Paul Krause*
Tommy McDonald*
Anthony Muñoz*
Mike Singletary*
Dwight Stephenson*

CLASS OF 1999

(Aug. 7, 1999)
Eric Dickerson*
Tom Mack*
Ozzie Newsome*
Billy Shaw*
Lawrence Taylor*

CLASS OF 2000

(July 29, 2000)
Howie Long*
Ronnie Lott*
Joe Montana*
Dan Rooney*
Dave Wilcox*

CLASS OF 2001

(Aug. 4, 2001)
Nick Buoniconti*
Marv Levy*
Mike Munchak*
Jackie Slater*
Lynn Swann*
Ron Yary*
Jack Youngblood*

CLASS OF 2002

(Aug. 3, 2002)
George Allen*
Dave Casper*
Dan Hampton*
Jim Kelly*
John Stallworth*

CLASS OF 2003

(Aug. 3, 2003)
Marcus Allen*
Elvin Bethea*
Joe DeLamielleure*
James Lofton*
Hank Stram*

CLASS OF 2004

(Aug. 8, 2004)
Bob (Boomer) Brown*
Carl Eller*
John Elway*
Barry Sanders*

CLASS OF 2005

(Aug. 7, 2005)
Benny Friedman*
Dan Marino*
Fritz Pollard*
Steve Young*

CLASS OF 2006

(Aug. 6, 2006)
Troy Aikman*
Harry Carson*
John Madden*
Warren Moon*
Reggie White*
Rayfield Wright*

CLASS OF 2007

(Aug. 4, 2007)
Gene Hickerson*
Michael Irvin*
Bruce Matthews*
Charlie Sanders*
Thurman Thomas*
Roger Wehrli*

CLASS OF 2008

(Aug. 2, 2008)
Fred Dean*
Darrell Green*
Art Monk*
Emmitt Thomas*
Andre Tippett*
Gary Zimmerman*

CLASS OF 2009

(Aug. 8, 2009)
Bob Hayes*
Randall McDaniel*
Bruce Smith*
Derrick Thomas*
Ralph Wilson Jr.*
Rod Woodson*

CLASS OF 2010

(Aug. 7, 2010)
Russ Grimm*
Rickey Jackson*
Dick LeBeau*
Floyd Little*
John Randle*
Jerry Rice*
Emmitt Smith*

CLASS OF 2011

(Aug. 6, 2011)
Richard Dent*
Marshall Faulk*
Chris Hanburger*
Les Richter*
Ed Sabol*
Deion Sanders*
Shannon Sharpe*

CLASS OF 2012

(Aug. 4, 2012)
Jack Butler*
Dermontti Dawson*
Chris Doleman*
Cortez Kennedy*
Curtis Martin*
Willie Roaf*

CLASS OF 2013

(Aug. 3, 2013)
Larry Allen*
Cris Carter*
Curley Culp*
Jonathan Ogden*
Bill Parcells*
Dave Robinson*
Warren Sapp*

CLASS OF 2014

(Aug. 2, 2014)
Derrick Brooks*
Ray Guy*
Claude Humphrey*
Walter Jones*
Andre Reed*
Michael Strahan*
Aeneas Williams*

CLASS OF 2015

(Aug. 8, 2015)
Jerome Bettis*
Tim Brown*
Charles Haley*
Bill Polian*
Junior Seau*
Will Shields*
Mick Tingelhoff*
Ron Wolf*

CLASS OF 2016

(Aug. 6, 2016)
Edward DeBartolo Jr.*
Tony Dungy*
Brett Favre*
Kevin Greene*
Marvin Harrison*
Orlando Pace*
Ken Stabler*
Dick Stanfel*

CLASS OF 2017

(Aug. 5, 2017)
Morten Andersen*
Terrell Davis*
Kenny Easley*
Jerry Jones*
Jason Taylor*
LaDainian Tomlinson*
Kurt Warner*

CLASS OF 2018

(Aug. 4, 2018)
Bobby Beathard*
Robert Brazile*
Brian Dawkins*
Jerry Kramer*
Ray Lewis*
Randy Moss*
Terrell Owens*
Brian Urlacher*

CLASS OF 2019

(Aug. 3, 2019)
Russ Bailely*
Pat Bowen*
Gil Brandt*
Tony Gonzalez*
Ty Law*
Kevin Mawae*
Ed Reed*
Johnny Robinson*

CENTENNIAL

CLASS OF 2020
(April 28, 2021)
Bobby Dillon*
Winston Hill*
Alex Karras*
Steve Sabol*
Duke Slater*
Mac Speedie*
Ed Sprinkle*
George Young*

(Aug. 7, 2021)

Steve Atwater*
Isaac Bruce*
Harold Carmichael*
Jimbo Covert*
Bill Cowher*
Cliff Harris*
Steve Hutchinson*
Edgerrin James*
Jimmy Johnson*
Troy Polamalu*
Donnie Shell*
Paul Tagliabue*

CLASS OF 2021

(Aug. 8, 2021)
Alan Faneca*
Tom Flores*
Calvin Johnson*
John Lynch*
Peyton Manning*
Walter Nunn*
Drew Pearson*
Charles Woodson*

NFL/HALL OF FAME GAMES**NFL/HALL OF FAME GAME (55)**

Date	Winning Team	Losing Team	Attendance
Aug. 11, 1962	New York Giants 21 (tie)	St. Louis Cardinals 21 (tie)	14,000
Sept. 8, 1963	Pittsburgh Steelers 16	Cleveland Browns 7	18,462
Sept. 6, 1964	Baltimore Colts 48	Pittsburgh Steelers 17	11,479
Sept. 12, 1965 1966	Washington Redskins 20 (No game was played)	Detroit Lions 3	14,416
Aug. 5, 1967	Philadelphia Eagles 28	Cleveland Browns 13	17,304
Aug. 3, 1968	Chicago Bears 30	Dallas Cowboys 24	14,578
Sept. 13, 1969	Green Bay Packers 38	Atlanta Falcons 24	17,411
Aug. 8, 1970	New Orleans Saints 14	Minnesota Vikings 13	17,932
July 31, 1971	Los Angeles Rams (NFC) 17	Houston Oilers (AFC) 6	19,384
July 29, 1972	Kansas City Chiefs (AFC) 23	New York Giants (NFC) 17	19,304
July 28, 1973	San Francisco 49ers (NFC) 20	New England Patriots (AFC) 7	19,685
July 27, 1974	St. Louis Cardinals (NFC) 21	Buffalo Bills (AFC) 13	17,286
Aug. 2, 1975	Washington Redskins (NFC) 17	Cincinnati Bengals (AFC) 9	19,360
July 24, 1976	Denver Broncos (AFC) 10	Detroit Lions (NFC) 7	17,639
July 30, 1977	Chicago Bears (NFC) 20	New York Jets (AFC) 6	19,057
July 29, 1978	Philadelphia Eagles (NFC) 17	Miami Dolphins (AFC) 3	19,255
July 28, 1979	Oakland Raiders (AFC) 20	Dallas Cowboys (NFC) 13	20,648
Aug. 2, 1980*	San Diego Chargers (AFC) 0	Green Bay Packers (NFC) 0	19,972
Aug. 1, 1981	Cleveland Browns (AFC) 24	Atlanta Falcons (NFC) 10	23,921
Aug. 7, 1982	Minnesota Vikings (NFC) 30	Baltimore Colts (AFC) 14	23,379
July 30, 1983	Pittsburgh Steelers (AFC) 27	New Orleans Saints (NFC) 14	23,909
July 28, 1984	Seattle Seahawks (AFC) 38	Tampa Bay Buccaneers (NFC) 0	22,250
Aug. 3, 1985	New York Giants (NFC) 21	Houston Oilers (AFC) 20	23,940
Aug. 2, 1986	New England Patriots (AFC) 21	St. Louis Cardinals (NFC) 16	22,739
Aug. 8, 1987	San Francisco 49ers (NFC) 20	Kansas City Chiefs (AFC) 7	23,826
July 30, 1988	Cincinnati Bengals (AFC) 14	Los Angeles Rams (NFC) 7	23,801
Aug. 5, 1989	Washington Redskins (NFC) 31	Buffalo Bills (AFC) 6	23,948
Aug. 4, 1990	Chicago Bears (NFC) 13	Cleveland Browns (AFC) 0	23,952
July 27, 1991	Detroit Lions (NFC) 14	Denver Broncos (AFC) 3	23,815
Aug. 1, 1992	New York Jets (AFC) 41	Philadelphia Eagles (NFC) 14	23,853
July 31, 1993	Los Angeles Raiders (AFC) 19	Green Bay Packers (NFC) 3	23,863
July 30, 1994	Atlanta Falcons (NFC) 21	San Diego Chargers (AFC) 17	23,185
July 29, 1995	Carolina Panthers (NFC) 20	Jacksonville Jaguars (AFC) 14	24,625
July 27, 1996	Indianapolis Colts (AFC) 10	New Orleans Saints (NFC) 3	23,376
July 26, 1997	Minnesota Vikings (NFC) 28	Seattle Seahawks (AFC) 26	23,846
Aug. 1, 1998	Tampa Bay Buccaneers (NFC) 30	Pittsburgh Steelers (AFC) 6	23,875
Aug. 9, 1999	Cleveland Browns (AFC) 20	Dallas Cowboys (NFC) 17 (OT)	25,156
July 31, 2000	New England Patriots (AFC) 20	San Francisco 49ers (NFC) 0	22,840
Aug. 6, 2001	St. Louis Rams (NFC) 17	Miami Dolphins (AFC) 10	22,736
Aug. 5, 2002	New York Giants (NFC) 34	Houston Texans (AFC) 17	22,461
Aug. 4, 2003**	Kansas City Chiefs (AFC) 9	Green Bay Packers (NFC) 0	22,385
Aug. 9, 2004	Washington Redskins (NFC) 20	Denver Broncos (AFC) 17	22,177
Aug. 8, 2005	Chicago Bears (NFC) 27	Miami Dolphins (AFC) 24	22,292
Aug. 6, 2006	Oakland Raiders (AFC) 16	Philadelphia Eagles (NFC) 10	22,200
Aug. 5, 2007	Pittsburgh Steelers (AFC) 20	New Orleans Saints (NFC) 7	22,302
Aug. 3, 2008	Washington Redskins (NFC) 30	Indianapolis Colts (AFC) 16	22,216
Aug. 9, 2009	Tennessee Titans (AFC) 21	Buffalo Bills (AFC) 18	22,153
Aug. 8, 2010	Dallas Cowboys (NFC) 16	Cincinnati Bengals (AFC) 7	22,364
2011	(No game was played)		
Aug. 5, 2012	New Orleans Saints (NFC) 17	Arizona Cardinals (NFC) 10	18,100
Aug. 4, 2013	Dallas Cowboys (NFC) 24	Miami Dolphins (AFC) 20	22,364
Aug. 3, 2014	New York Giants (NFC) 17	Buffalo Bills 13 (AFC)	22,052
Aug. 9, 2015	Minnesota Vikings (NFC) 14	Pittsburgh Steelers (AFC) 3	22,364
2016	(No game was played)		
Aug. 3, 2017	Dallas Cowboys (NFC) 20	Arizona Cardinals (NFC) 18	21,126
Aug. 2, 2018	Baltimore Ravens (AFC) 17	Chicago Bears (NFC) 16	19,876
Aug. 1, 2019	Denver Broncos (AFC) 14	Atlanta Falcons (NFC) 10	20,802
2020	(No game was played)		

*Game called with 5:29 remaining in the fourth quarter because of severe thunder and lightning.

**Game called with 5:49 remaining in the third quarter because of lightning and torrential rain.

CHRONOLOGY OF PROFESSIONAL FOOTBALL

1869

Rutgers and Princeton played a college soccer football game, the first ever, November 6. The game used modified London Football Association rules. During the next seven years, rugby gained favor with the major eastern schools over soccer, and modern football began to develop from rugby.

1876

At the Massasoit convention, the first rules for American football were written. Walter Camp, who would become known as the father of American football, first became involved with the game.

1892

In an era in which football was a major attraction of local athletic clubs, an intense competition between two Pittsburgh-area clubs, the Allegheny Athletic Association (AAA) and the Pittsburgh Athletic Club (PAC), led to the making of the first professional football player. Former Yale All-America guard William (Pudge) Heffelfinger was paid \$500 by the AAA to play in a game against the PAC, becoming the first person to be paid to play football, November 12. The AAA won the game 4-0 when Heffelfinger picked up a PAC fumble and ran 35 yards for a touchdown.

1893

The Pittsburgh Athletic Club signed one of its players, probably halfback Grant Dibert, to the first known pro football contract, which covered all of the PAC's games for the year.

1895

John Brallier became the first football player to openly turn pro, accepting \$10 and expenses to play for the Latrobe YMCA against the Jeannette Athletic Club.

1896

The Allegheny Athletic Association team fielded the first completely professional team for its abbreviated two-game season.

1897

The Latrobe Athletic Association football team went entirely professional, becoming the first team to play a full season with only professionals.

1898

- ▶ A touchdown was changed from four points to five.
- ▶ Chris O'Brien formed a neighborhood team, which played under the name the Morgan Athletic Club, on the south side of Chicago. The team later became known as the Normals, then the Racine (for a street in Chicago) Cardinals, the Chicago Cardinals, the St. Louis Cardinals, the Phoenix Cardinals, and, in 1994, the Arizona Cardinals. The team remains the oldest continuing operation in pro football.

1900

William C. Temple took over the team payments for the Duquesne Country and Athletic Club, becoming the first known individual club owner.

1902

- ▶ Baseball's Philadelphia Athletics, managed by Connie Mack, and the Philadelphia Phillies formed professional football teams, joining the Pittsburgh Stars in the first attempt at a pro football league, named the National Football League. The Athletics won the first night football game ever played, 39-0 over Kanawoola AC at Elmira, New York, November 21.
- ▶ All three teams claimed the pro championship for the year, but the league president, Dave Berry, named the Stars the champions. Pitcher Rube Waddell was with the Athletics, and pitcher Christy Mathewson a fullback for Pittsburgh.
- ▶ The first World Series of pro football, actually a five-team tournament, was played among a team made up of players from both the Athletics and the Phillies, but simply named New York; the New York Knickerbockers; the Syracuse AC; the Warlow AC; and the Orange (New Jersey) AC at New York's original Madison Square Garden. New York and Syracuse played the first indoor football game before 3,000, December 28. Syracuse, with Glen (Pop) Warner at guard, won 6-0 and went on to win the tournament.

1903

- ▶ The Franklin (Pa.) Athletic Club won the second and last World Series of pro football over the Oreos AC of Asbury Park, New Jersey; the Watertown Red and Blacks; and the Orange AC.
- ▶ Pro football was popularized in Ohio when the Massillon Tigers, a strong amateur team, hired four Pittsburgh pros to play in the season-ending game against Akron. At the same time, pro football declined in the Pittsburgh area, and the emphasis on the pro game moved west from Pennsylvania to Ohio.

1904

- ▶ A field goal was changed from five points to four.
- ▶ Ohio had at least seven pro teams, with Massillon winning the Ohio Independent Championship, that is, the pro title. Talk surfaced about forming a state-wide league to end spiraling salaries brought about by constant bidding for players and to write universal rules for the game. The feeble attempt to start the league failed.
- ▶ Halfback Charles Follis signed a contract with the Shelby (Ohio) AC, making him the first known black pro football player.

1905

The Canton AC, later to become known as the Bulldogs, became a professional team. Massillon again won the Ohio League championship.

1906

- ▶ The forward pass was legalized. The first authenticated pass completion in a pro game came on October 25, when George (Peggy) Parratt of Massillon threw a completion to Dan (Bullet) Riley in a victory over

a combined Benwood-Moundsville team.

- ▶ Arch-rivals Canton and Massillon, the two best pro teams in America, played twice, with Canton winning the first game but Massillon winning the second and the Ohio League championship. A betting scandal and the financial disaster wrought upon the two clubs by paying huge salaries caused a temporary decline in interest in pro football in the two cities and, somewhat, throughout Ohio.

1909

A field goal dropped from four points to three.

1912

- ▶ A touchdown was increased from five points to six.
- ▶ Jack Cusack revived a strong pro team in Canton.

1913

Jim Thorpe, a former football and track star at the Carlisle Indian School (Pa.) and a double gold medal winner at the 1912 Olympics in Stockholm, played for the Pine Village Pros in Indiana.

1915

Massillon again fielded a major team, reviving the old rivalry with Canton. Cusack signed Thorpe to play for Canton for \$250 a game.

1916

With Thorpe and former Carlisle teammate Pete Calac starring, Canton went 9-0-1, won the Ohio League championship, and was acclaimed the pro football champion.

1917

Despite an upset by Massillon, Canton again won the Ohio League championship.

1919

- ▶ Canton again won the Ohio League championship, despite the team having been turned over from Cusack to Ralph Hay. Thorpe and Calac were joined in the backfield by Joe Guyon.
- ▶ Earl (Curly) Lambeau and newspaperman George Calhoun founded the Green Bay Packers on August 11. The local Indian Packing Company sponsored the team for two years while it played an independent schedule.

1920

- ▶ Pro football was in a state of confusion due to three major problems: dramatically rising salaries; players continually jumping from one team to another following the highest offer; and the use of college players still enrolled in school. A league in which all the members would follow the same rules seemed the answer. An organizational meeting, at which the Akron Pros, Canton Bulldogs, Cleveland Indians, and Dayton Triangles were represented, was held at the Jordan and Hupmobile auto showroom in Canton, Ohio, August 20. This meeting resulted in the formation of the American Professional Football Conference.

CHRONOLOGY OF PROFESSIONAL FOOTBALL

- ▶ A second organizational meeting was held in Canton, September 17. The teams were from four states—Akron, Canton, Cleveland, and Dayton from Ohio; the Hammond Pros and Muncie Flyers from Indiana; the Rochester Jeffersons from New York; and the Rock Island Independents, Decatur Staleys, and Racine Cardinals from Illinois. The name of the league was changed to the American Professional Football Association. Hoping to capitalize on his fame, the members elected Thorpe president; Stanley Cofall of Cleveland was elected vice president. A membership fee of \$100 per team was charged to give an appearance of respectability, but no team ever paid it. Scheduling was left up to the teams, and there were wide variations, both in the overall number of games played and in the number played against APFA member teams.
- ▶ Four other teams—the Buffalo All-Americans, Chicago Tigers, Columbus Panhandles, and Detroit Herolds—joined the league sometime during the year. On September 26, the first game featuring an APFA team was played at Rock Island's Douglas Park. A crowd of 800 watched the Independents defeat the St. Paul Ideals 48-0. A week later, October 3, the first game matching two APFA teams was held. At Triangle Park, Dayton defeated Columbus 14-0, with Lou Partlow of Dayton scoring the first touchdown in a game between Association teams. The same day, Rock Island defeated Muncie 45-0.
- ▶ By the beginning of December, most of the teams in the APFA had abandoned their hopes for a championship, and some of them, including the Chicago Tigers and the Detroit Herolds, had finished their seasons, disbanded, and had their franchises canceled by the Association. Four teams—Akron, Buffalo, Canton, and Decatur—still had championship aspirations, but a series of late-season games among them left Akron as the only undefeated team in the Association. At one of these games, Akron sold tackle Bob Nash to Buffalo for \$300 and five percent of the gate receipts—the first APFA player deal.

1921

- ▶ At the league meeting in Akron, April 30, the championship of the 1920 season was awarded to the Akron Pros. The APFA was reorganized, with Joe Carr of the Columbus Panhandles named president and Carl Storck of Dayton secretary-treasurer. Carr moved the Association's headquarters to Columbus, drafted a league constitution and by-laws, gave teams territorial rights, restricted player movements, developed membership criteria for the franchises, and issued standings for the first time, so that the APFA would have a clear champion.
- ▶ The Association's membership increased to 22 teams, including the Green Bay Packers who were awarded to J. Emmett Clair of the Acme Packing Co. on August 27. The team cut ties with Acme Packing in October.
- ▶ Thorpe moved from Canton to the Cleveland Indians, but he was hurt early in the season

and played very little.

- ▶ A.E. Staley turned the Decatur Staleys over to player-coach George Halas, who moved the team to Cubs Park in Chicago. Staley paid Halas \$5,000 to keep the name Staleys for one more year. Halas made halfback Ed (Dutch) Sternaman his partner.
- ▶ Player-coach Fritz Pollard of the Akron Pros became the first black head coach.
- ▶ The Staleys claimed the APFA championship with a 9-1-1 record, as did Buffalo at 9-1-2. Carr ruled in favor of the Staleys, giving Halas his first championship.

1922

- ▶ After admitting the use of players who had college eligibility remaining, J. Emmett Clair withdrew from the APFA, January 28. Six months later, the Packers were readmitted to the renamed NFL. The private Green Bay Football Club, with Curly Lambeau as president, suffered heavy financial losses and folded at the end of the season.
- ▶ The American Professional Football Association changed its name to the National Football League, June 24. The Chicago Staleys became the Chicago Bears.
- ▶ The NFL fielded 18 teams, including the new Oorang Indians of Marion, Ohio, an all-Indian team featuring Thorpe, Joe Guyon, and Pete Calac, and sponsored by the Oorang dog kennels.
- ▶ Canton, led by player-coach Guy Chamberlin and tackles Link Lyman and Wilbur (Pete) Henry, emerged as the league's first true powerhouse, going 10-0-2.

1923

- ▶ For the first time, all of the franchises considered to be part of the NFL fielded teams. Thorpe played his second and final season for the Oorang Indians. Against the Bears, Thorpe fumbled, and Halas picked up the ball and returned it 98 yards for a touchdown, a record that would last until 1972.
- ▶ Canton had its second consecutive undefeated season, going 11-0-1 for the NFL title.

1924

- ▶ The league had 18 franchises, including new ones in Kansas City, Kenosha, and Frankford, a section of Philadelphia. League champion Canton, successful on the field but not at the box office, was purchased by the owner of the Cleveland franchise, who kept the Canton franchise inactive, while using the best players for his Cleveland team, which he renamed the Bulldogs. Cleveland won the title with a 7-1-1 record.

1925

- ▶ Five new franchises were admitted to the NFL—the New York Giants, who were awarded to Tim Mara and Billy Gibson for \$500; the Detroit Panthers, featuring Jimmy Conzelman as owner, coach, and tailback; the Providence Steam Roller; a new Canton Bulldogs team; and the Pottsville Maroons, who had been perhaps the most successful independent pro team. The NFL established

its first player limit, at 16 players.

- ▶ Late in the season, the NFL made its greatest coup in gaining national recognition. Shortly after the University of Illinois season ended in November, All-America halfback Harold (Red) Grange signed a contract to play with the Chicago Bears. On Thanksgiving Day, a crowd of 36,000—the largest in pro football history—watched Grange and the Bears play the Chicago Cardinals to a scoreless tie at Wrigley Field. At the beginning of December, the Bears left on a barnstorming tour that saw them play eight games in 12 days, in St. Louis, Philadelphia, New York City, Washington, Boston, Pittsburgh, Detroit, and Chicago. A crowd of 73,000 watched the game against the Giants at the Polo Grounds, helping assure the future of the troubled NFL franchise in New York. The Bears then played nine more games in the South and West, including a game in Los Angeles, in which 75,000 fans watched them defeat the Los Angeles Tigers in the Los Angeles Memorial Coliseum.
 - ▶ Pottsville and the Chicago Cardinals were the top contenders for the league title, with Pottsville winning a late-season meeting 21-7. Pottsville scheduled a game against a team of former Notre Dame players for Shibe Park in Philadelphia. Frankford lodged a protest not only because the game was in Frankford's protected territory, but because it was being played the same day as a Yellow Jackets home game. Carr gave three different notices forbidding Pottsville to play the game, but Pottsville played anyway, December 12. That day, Carr fined the club, suspended it from all rights and privileges (including the right to play for the NFL championship), and re-turned its franchise to the league. The Cardinals, who ended the season with the best record in the league, were named the 1925 champions.
- ### 1926
- ▶ Grange's manager, C.C. Pyle, told the Bears that Grange wouldn't play for them unless he was paid a five-figure salary and given one-third ownership of the team. The Bears refused. Pyle leased Yankee Stadium in New York City, then petitioned for an NFL franchise. After he was refused, he started the first American Football League. It lasted one season and included Grange's New York Yankees and eight other teams. The AFL champion Philadelphia Quakers played a December game against the New York Giants, seventh in the NFL, and the Giants won 31-0. At the end of the season, the AFL folded.
 - ▶ Halas pushed through a rule that prohibited any team from signing a player whose college class had not graduated.
 - ▶ The NFL grew to 22 teams, including the Duluth Eskimos, who signed All-America fullback Ernie Nevers of Stanford, giving the league a gate attraction to rival Grange. The 15-member Eskimos, dubbed the Iron Men of the North, played 29 exhibition and league games, 28 on the road, and Nevers played in all but 29 minutes of them.

CHRONOLOGY OF PROFESSIONAL FOOTBALL

▶ Frankford edged the Bears for the championship, despite Halas having obtained John (Paddy) Driscoll from the Cardinals. On December 4, the Yellow Jackets scored in the final two minutes to defeat the Bears 7-6 and move ahead of them in the standings.

1927

At a special meeting in Cleveland, April 23, Carr decided to secure the NFL's future by eliminating the financially weaker teams and consolidating the quality players onto a limited number of more successful teams. The new-look NFL dropped to 12 teams, and the center of gravity of the league left the Midwest, where the NFL had started, and began to emerge in the large cities of the East. One of the new teams was Grange's New York Yankees, but Grange suffered a knee injury and the Yankees finished in the middle of the pack. The NFL championship was won by the cross-town rival New York Giants, who posted 10 shutouts in 13 games.

1928

Grange and Nevers both retired from pro football, and Duluth disbanded, as the NFL was reduced to only 10 teams. The Providence Steam Roller of Jimmy Conzelman and Pearce Johnson won the championship, playing in the Cycledrome, a 10,000-seat oval that had been built for bicycle races.

1929

- ▶ Chris O'Brien sold the Chicago Cardinals to David Jones, July 27.
- ▶ The NFL added a fourth official, the field judge, July 28.
- ▶ Grange and Nevers returned to the NFL. Nevers scored six rushing touchdowns and four extra points as the Cardinals beat Grange's Bears 40-6, November 28. The 40 points set a record that remains the NFL's oldest.
- ▶ Providence became the first NFL team to host a game at night under floodlights, against the Cardinals, November 6.
- ▶ The Packers added back Johnny Blood (McNally), tackle Cal Hubbard, and guard Mike Michalske, and won their first NFL championship, edging the Giants, who featured quarterback Benny Friedman.

1930

- ▶ Dayton, the last of the NFL's original franchises, was purchased by William B. Dwyer and John C. Depler, moved to Brooklyn, and renamed the Dodgers. The Portsmouth, Ohio, Spartans entered the league.
- ▶ The Packers edged the Giants for the title, but the most improved team was the Bears. Halas retired as a player and replaced himself as coach of the Bears with Ralph Jones, who refined the T-formation by introducing wide ends and a halfback in motion. Jones also introduced rookie All-America fullback-tackle Bronko Nagurski.
- ▶ The Giants defeated a team of former Notre Dame players coached by Knute Rockne 22-0 before 55,000 at the Polo Grounds, December 14. The proceeds went to the New York Unemployment Fund to help those suffering because of the Great

Depression, and the easy victory helped give the NFL credibility with the press and the public.

1931

- ▶ The NFL decreased to 10 teams, and halfway through the season the Frankford franchise folded. Carr fined the Bears, Packers, and Portsmouth \$1,000 each for using players whose college classes had not graduated.
- ▶ The Packers won an unprecedented third consecutive title, beating out the Spartans, who were led by rookie backs Earl (Dutch) Clark and Glenn Presnell.

1932

- ▶ George Preston Marshall, Vincent Bendix, Jay O'Brien, and M. Dorland Doyle were awarded a franchise for Boston, July 9. Despite the presence of two rookies—halfback Cliff Battles and tackle Glen (Turk) Edwards—the new team, named the Braves, lost money and Marshall was left as the sole owner at the end of the year.
- ▶ NFL membership dropped to eight teams, the lowest in history. Official statistics were kept for the first time. The Bears and the Spartans finished the season in the first-ever tie for first place. After the season finale, the league office arranged for an additional regular-season game to determine the league champion. The game was moved indoors to Chicago Stadium because of bitter cold and heavy snow. The arena allowed only an 80-yard field that came right to the walls. The goal posts were moved from the end lines to the goal lines and, for safety, inbounds lines or hashmarks where the ball would be put in play were drawn 10 yards from the walls that butted against the sidelines. The Bears won 9-0, December 18, scoring the winning touchdown on a two-yard pass from Nagurski to Grange. The Spartans claimed Nagurski's pass was thrown from less than five yards behind the line of scrimmage, violating the existing passing rule, but the play stood.

1933

- ▶ The NFL, which long had followed the rules of college football, made a number of significant changes from the college game for the first time and began to develop rules serving its needs and the style of play it preferred. The innovations from the 1932 championship game—inbounds line or hashmarks and goal posts on the goal lines—were adopted. Also the forward pass was legalized from anywhere behind the line of scrimmage, February 25.
- ▶ Marshall and Halas pushed through a proposal that divided the NFL into two divisions, with the winners to meet in an annual championship game, July 8.
- ▶ Three new franchises joined the league—the Pittsburgh Pirates of Art Rooney, the Philadelphia Eagles of Bert Bell and Lud Wray, and the Cincinnati Reds. The Staten Island Stapletons suspended operations for a year, but never returned to the league.

- ▶ Halas bought out Sternaman, became sole owner of the Bears, and reinstated himself as head coach. Marshall changed the name of the Boston Braves to the Redskins. David Jones sold the Chicago Cardinals to Charles W. Bidwill.
- ▶ In the first NFL Championship Game scheduled before the season, the Western Division champion Bears defeated the Eastern Division champion Giants 23-21 at Wrigley Field, December 17.

1934

- ▶ G.A. (Dick) Richards purchased the Portsmouth Spartans, moved them to Detroit, and renamed them the Lions.
- ▶ Professional football gained new prestige when the Bears were matched against the best college football players in the first Chicago College All-Star Game, August 31. The game ended in a scoreless tie before 79,432 at Soldier Field.
- ▶ The Cincinnati Reds lost their first eight games, then were suspended from the league for defaulting on payments. The St. Louis Gunners, an independent team, joined the NFL by buying the Cincinnati franchise and went 1-2 the last three weeks.
- ▶ Rookie Beattie Feathers of the Bears became the NFL's first 1,000-yard rusher, gaining 1,004 on 101 carries. The Thanksgiving Day game between the Bears and the Lions became the first NFL game broadcast nationally, with Graham McNamee the announcer for NBC radio.
- ▶ In the championship game, on an extremely cold and icy day at the Polo Grounds, the Giants trailed the Bears 13-3 in the third quarter before changing to basketball shoes for better footing. The Giants won 30-13 in what has come to be known as the Sneakers Game, December 9.
- ▶ The player waiver rule was adopted, December 10.

1935

- ▶ The NFL adopted Bert Bell's proposal to hold an annual draft of college players, to begin in 1936, with teams selecting in an inverse order of finish, May 19. The inbounds line or hashmarks were moved nearer the center of the field, 15 yards from the sidelines.
- ▶ All-America end Don Hutson of Alabama joined Green Bay. The Lions defeated the Giants 26-7 in the NFL Championship Game, December 15.

1936

- ▶ There were no franchise transactions for the first year since the formation of the NFL. It also was the first year in which all member teams played the same number of games.
- ▶ The Eagles made University of Chicago halfback and Heisman Trophy winner Jay Berwanger the first player ever selected in the NFL draft, February 8. The Eagles traded his rights to the Bears, but Berwanger never played pro football. The first player selected to actually sign was the number-two pick, Riley Smith of Alabama, who was selected by Boston.

CHRONOLOGY OF PROFESSIONAL FOOTBALL

- ▶ A rival league was formed, and it became the second to call itself the American Football League. The Boston Shamrocks were its champions.
- ▶ Because of poor attendance, Marshall, the owner of the host team, moved the Championship Game from Boston to the Polo Grounds in New York. Green Bay defeated the Redskins 21-6, December 13.

1937

- ▶ Homer Marshman was granted a Cleveland franchise, named the Rams, February 12. Marshall moved the Redskins to Washington, D.C., February 13. The Redskins signed TCU All-America tailback Sammy Baugh, who led them to a 28-21 victory over the Bears in the NFL Championship Game, December 12.
- ▶ The Los Angeles Bulldogs had an 8-0 record to win the AFL title, but then the 2-year-old league folded.

1938

- ▶ At the suggestion of Halas, Hugh (Shorty) Ray became a technical advisor on rules and officiating to the NFL. A new rule called for a 15-yard penalty for roughing the passer.
- ▶ Rookie Byron (Whizzer) White of the Pittsburgh Pirates led the NFL in rushing. The Giants defeated the Packers 23-17 for the NFL title, December 11.
- ▶ Marshall, Los Angeles Times sports editor Bill Henry, and promoter Tom Gallery established the Pro Bowl game between the NFL champion and a team of pro all-stars.

1939

- ▶ The New York Giants defeated the Pro All-Stars 13-10 in the first Pro Bowl, at Wrigley Field, Los Angeles, January 15.
- ▶ Carr, NFL president since 1921, died in Columbus, May 20. Carl Storkc was named acting president, May 25.
- ▶ An NFL game was televised for the first time when NBC broadcast the Brooklyn Dodgers-Philadelphia Eagles game from Ebbets Field to the approximately 1,000 sets then in New York, October 22.
- ▶ Green Bay defeated New York 27-0 in the NFL Championship Game, December 10 at Milwaukee. NFL attendance exceeded 1 million in a season for the first time, reaching 1,071,200.

1940

- ▶ A six-team rival league, the third to call itself the American Football League, was formed, and the Columbus Bullies won its championship.
- ▶ Halas' Bears, with additional coaching by Clark Shaughnessy of Stanford, defeated the Redskins 73-0 in the NFL Championship Game, December 8. The game, which was the most decisive victory in NFL history, popularized the Bears' T-formation with a man-in-motion. It was the first championship carried on network radio, broadcast by Red Barber to 120 stations of the Mutual Broadcasting System, which paid \$2,500 for the rights.

- ▶ Art Rooney sold the Pittsburgh franchise to Alexis Thompson, December 9, then bought part interest in the Philadelphia Eagles.
- ▶ Bell and Rooney traded the Eagles to Thompson for the Pirates, then re-named their new team the Steelers.

1941

- ▶ Elmer Layden was named the first Commissioner of the NFL, March 1; Storkc, the acting president, resigned, April 5. NFL headquarters were moved to Chicago.
- ▶ Homer Marshman sold the Rams to Daniel F. Reeves and Fred Levy, Jr.
- ▶ The league by-laws were revised to provide for playoffs in case there were ties in division races, and sudden-death overtimes in case a playoff game was tied after four quarters. An official NFL Record Manual was published for the first time.
- ▶ Columbus again won the championship of the AFL, but the two-year-old league then folded.
- ▶ The Bears and the Packers finished in a tie for the Western Division championship, setting up the first divisional playoff game in league history. The Bears won 33-14, then defeated the Giants 37-9 for the NFL championship, December 21.

1942

- ▶ Players departing for service in World War II depleted the rosters of NFL teams. Halas left the Bears in midseason to join the Navy, and Luke Johnsos and Heartley (Hunk) Anderson served as co-coaches as the Bears went 11-0 in the regular season. The Redskins defeated the Bears 14-6 in the NFL Championship Game, December 13.

1943

- ▶ The Cleveland Rams, with co-owners Reeves and Levy in the service, were granted permission to suspend operations for one season, April 6. Levy transferred his stock in the team to Reeves, April 16.
- ▶ The NFL adopted free substitution, April 7. The league also made the wearing of helmets mandatory and approved a 10-game schedule for all teams.
- ▶ Philadelphia and Pittsburgh were granted permission to merge for one season, June 19. The team, known as Phil-Pitt (and called the Steagles by fans), divided home games between the two cities, and Earle (Greasy) Neale of Philadelphia and Walt Kiesling of Pittsburgh served as co-coaches. The merger automatically dissolved the last day of the season, December 5.
- ▶ Ted Collins was granted a franchise for Boston, to become active in 1944.
- ▶ Sammy Baugh led the league in passing, punting, and interceptions. He led the Redskins to a tie with the Giants for the Eastern Division title, and then to a 28-0 victory in a divisional playoff game. The Bears beat the Redskins 41-21 in the NFL Championship Game, December 26.

1944

- ▶ Collins, who had wanted a franchise in Yankee Stadium in New York, named his

new team in Boston the Yanks. Cleveland resumed operations. The Brooklyn Dodgers changed their name to the Tigers.

- ▶ Coaching from the bench was legalized, April 20.
- ▶ The Cardinals and the Steelers were granted permission to merge for one year under the name Card-Pitt, April 21. Phil Handler of the Cardinals and Walt Kiesling of the Steelers served as co-coaches. The merger automatically dissolved the last day of the season, December 3.
- ▶ In the NFL Championship Game, Green Bay defeated the New York Giants 14-7, December 17.

1945

- ▶ The inbounds lines or hashmarks were moved from 15 yards away from the sidelines to nearer the center of the field—20 yards from the sidelines.
- ▶ Brooklyn and Boston merged into a team that played home games in both cities and was known simply as The Yanks. The team was coached by former Boston head coach Herb Kopf. In December, the Brooklyn franchise withdrew from the NFL to join the new All-America Football Conference; all the players on its active and reserve lists were assigned to The Yanks, who once again became the Boston Yanks.
- ▶ Halas rejoined the Bears late in the season after service with the U.S. Navy. Although Halas took over much of the coaching duties, Anderson and Johnsos remained the coaches of record throughout the season.
- ▶ Steve Van Buren of Philadelphia led the NFL in rushing, kickoff returns, and scoring.
- ▶ After the Japanese surrendered ending World War II, a count showed that the NFL service roster, limited to men who had played in league games, totaled 638, 21 of whom had died in action.
- ▶ Rookie quarterback Bob Waterfield led Cleveland to a 15-14 victory over Washington in the NFL Championship Game, December 16.

1946

- ▶ The contract of Commissioner Layden was not renewed, and Bert Bell, the co-owner of the Steelers, replaced him, January 11. Bell moved the league headquarters from Chicago to the Philadelphia suburb of Bala-Cynwyd.
- ▶ Free substitution was withdrawn and substitutions were limited to no more than three men at a time. Forward passes were made automatically incomplete upon striking the goal posts, January 11.
- ▶ The NFL took on a truly national appearance for the first time when Reeves was granted permission by the league to move his NFL champion Rams to Los Angeles.
- ▶ Halfback Kenny Washington (March 21) and end Woody Strode (May 7) signed with the Los Angeles Rams to become the first African-Americans to play in the NFL in the modern era. Guard Bill Willis (August 6) and running back Marion Motley (August 9) joined the AAFC with the Cleveland Browns.

CHRONOLOGY OF PROFESSIONAL FOOTBALL

- ▶ The rival All-America Football Conference began play with eight teams. The Cleveland Browns, coached by Paul Brown, won the AAFC's first championship, defeating the New York Yankees 14-9.
- ▶ Bill Dudley of the Steelers led the NFL in rushing, interceptions, and punt returns, and won the league's most valuable player award.
- ▶ Backs Frank Filchock and Merle Hapes of the Giants were questioned about an attempt by a New York man to fix the championship game with the Bears. Bell suspended Hapes but allowed Filchock to play; he played well, but Chicago won 24-14, December 15.

1947

- ▶ The NFL added a fifth official, the back judge.
- ▶ A bonus choice was made for the first time in the NFL draft. One team each year would select the special choice before the first round began. The Chicago Bears won a lottery and the rights to the first choice and drafted back Bob Fenimore of Oklahoma A&M.
- ▶ The Cleveland Browns again won the AAFC title, defeating the New York Yankees 14-3.
- ▶ Charles Bidwill, Sr., owner of the Cardinals, died April 19, but his wife and sons retained ownership of the team. On December 28, the Cardinals won the NFL Championship Game 28-21 over the Philadelphia Eagles, who had beaten Pittsburgh 21-0 in a playoff.

1948

- ▶ Plastic helmets were prohibited. A flexible artificial tee was permitted at the kickoff. Officials other than the referee were equipped with whistles, not horns, January 14.
- ▶ Fred Mandel sold the Detroit Lions to a syndicate headed by D. Lyle Fife, January 15.
- ▶ Halfback Fred Gehrke of the Los Angeles Rams painted horns on the Rams' helmets, the first modern helmet emblems in pro football.
- ▶ The Cleveland Browns won their third straight championship in the AAFC, going 14-0 and then defeating the Buffalo Bills 49-7.
- ▶ In a blizzard, the Eagles defeated the Cardinals 7-0 in the NFL Championship Game, December 19.

1949

- ▶ Alexis Thompson sold the champion Eagles to a syndicate headed by James P. Clark, January 15. The Boston Yanks became the New York Bulldogs, sharing the Polo Grounds with the Giants.
- ▶ Free substitution was adopted for one year, January 20.
- ▶ The NFL had two 1,000-yard rushers in the same season for the first time—Steve Van Buren of Philadelphia and Tony Canadeo of Green Bay.
- ▶ The AAFC played its season with a one-division, seven-team format. On December 9, Bell announced a merger agreement in which three AAFC franchises—Cleveland,

- San Francisco, and Baltimore—would join the NFL in 1950. The Browns won their fourth consecutive AAFC title, defeating the 49ers 21-7, December 11.
- ▶ In a heavy rain, the Eagles defeated the Rams 14-0 in the NFL Championship Game, December 18.

1950

- ▶ Unlimited free substitution was restored, opening the way for the era of two platoons and specialization in pro football, January 20.
- ▶ Curly Lambeau, founder of the franchise and Green Bay's head coach since 1921, resigned under fire, February 1.
- ▶ The name National Football League was restored after about three months as the National-American Football League. The American and National conferences were created to replace the Eastern and Western divisions, March 3.
- ▶ The New York Bulldogs became the Yanks and divided the players of the former AAFC Yankees with the Giants. A special allocation draft was held in which the 13 teams drafted the remaining AAFC players, with special consideration for Baltimore, which received 15 choices compared to 10 for other teams.
- ▶ The Los Angeles Rams became the first NFL team to have all of its games—both home and away—televised. The Washington Redskins followed the Rams in arranging to televise their games; other teams made deals to put selected games on television.
- ▶ In the first game of the season, former AAFC champion Cleveland defeated NFL champion Philadelphia 35-10. For the first time, deadlocks occurred in both conferences and playoffs were necessary. The Browns defeated the Giants in the American and the Rams defeated the Bears in the National. Cleveland defeated Los Angeles 30-28 in the NFL Championship Game, December 24.

1951

- ▶ The Pro Bowl game, dormant since 1942, was revived under a new format matching the all-stars of each conference at the Los Angeles Memorial Coliseum. The American Conference defeated the National Conference 28-27, January 14.
- ▶ Abraham Watner returned the Baltimore franchise and its player contracts back to the NFL for \$50,000. Baltimore's former players were made available for drafting at the same time as college players, January 18.
- ▶ A rule was passed that no tackle, guard, or center would be eligible to catch a forward pass, January 18.
- ▶ The Rams reversed their television policy and televised only road games.
- ▶ The NFL Championship Game was televised coast-to-coast for the first time, December 23. The DuMont Network paid \$75,000 for the rights to the game, in which the Rams defeated the Browns 24-17.

1952

- ▶ Ted Collins sold the New York Yanks' franchise back to the NFL, January 19. A new franchise was awarded to a group in Dallas after it purchased the assets of the Yanks, January 24. The new Texans went 1-11, with the owners turning the franchise back to the league in midseason. For the last five games of the season, the commissioner's office operated the Texans as a road team, using Hershey, Pennsylvania, as a home base. At the end of the season the franchise was canceled, the last time an NFL team failed.
- ▶ The Pittsburgh Steelers abandoned the Single-Wing for the T-formation, the last pro team to do so.
- ▶ The Detroit Lions won their first NFL championship in 17 years, defeating the Browns 17-7 in the title game, December 28.

1953

- ▶ A Baltimore group headed by Carroll Rosenbloom was granted a franchise and was awarded the holdings of the defunct Dallas organization, January 23. The team, named the Colts, put together the largest trade in league history, acquiring 10 players from Cleveland in exchange for five.
- ▶ The names of the American and National conferences were changed to the Eastern and Western conferences, January 24.
- ▶ Jim Thorpe died, March 28.
- ▶ Mickey McBride, founder of the Cleveland Browns, sold the franchise to a syndicate headed by Dave R. Jones, June 10.
- ▶ The NFL policy of blacking out home games was upheld by Judge Allan K. Grim of the U.S. District Court in Philadelphia, November 12.
- ▶ The Lions again defeated the Browns in the NFL Championship Game, winning 17-16, December 27.

1954

- ▶ The Canadian Football League began a series of raids on NFL teams, signing quarterback Eddie LeBaron and defensive end Gene Brito of Washington and defensive tackle Arnie Weinmeister of the Giants, among others.
- ▶ Fullback Joe Perry of the 49ers became the first player in league history to gain 1,000 yards rushing in consecutive seasons.
- ▶ Cleveland defeated Detroit 56-10 in the NFL Championship Game, December 26.

1955

- ▶ The sudden-death overtime rule was used for the first time in a preseason game between the Rams and Giants at Portland, Oregon, August 28. The Rams won 23-17 three minutes into overtime.
- ▶ A rule change declared the ball dead immediately if the ball carrier touched the ground with any part of his body except his hands or feet while in the grasp of an opponent.
- ▶ The Baltimore Colts made an 80-cent phone call to Johnny Unitas and signed him as a free agent. Another quarterback, Otto Graham, played his last game as the Browns defeated the Rams 38-14 in the NFL

CHRONOLOGY OF PROFESSIONAL FOOTBALL

Championship Game, December 26. Graham had quarterbacked the Browns to 10 championship-game appearances in 10 years.

- ▶ NBC replaced DuMont as the network for the title game, paying a rights fee of \$100,000.

1956

- ▶ The NFL Players Association was founded.
- ▶ Grabbing an opponent's facemask (other than the ball carrier) was made illegal. Using radio receivers to communicate with players on the field was prohibited. A natural leather ball with white end stripes replaced the white ball with black stripes for night games.
- ▶ The Giants moved from the Polo Grounds to Yankee Stadium.
- ▶ Halas retired as coach of the Bears, and was replaced by Paddy Driscoll.
- ▶ CBS became the first network to broadcast some NFL regular-season games to select television markets across the nation.
- ▶ The Giants routed the Bears 47-7 in the NFL Championship Game, December 30.

1957

- ▶ Pete Rozelle was named general manager of the Rams. Anthony J. Morabito, founder and co-owner of the 49ers, died of a heart attack during a game against the Bears at Kezar Stadium, October 28. An NFL-record crowd of 102,368 saw the 49ers-Rams game at the Los Angeles Memorial Coliseum, November 10.
- ▶ The Lions came from 20 points down to post a 31-27 playoff victory over the 49ers, December 22. Detroit defeated Cleveland 59-14 in the NFL Championship Game, December 29.

1958

- ▶ The bonus selection in the draft was eliminated, January 29. The last selection was quarterback King Hill of Rice by the Chicago Cardinals.
- ▶ Halas reinstated himself as coach of the Bears.
- ▶ Jim Brown of Cleveland gained an NFL-record 1,527 yards rushing. In a divisional playoff game, the Giants held Brown to eight yards and defeated Cleveland 10-0.
- ▶ Baltimore, coached by Weeb Ewbank, defeated the Giants 23-17 in the first sudden-death overtime in an NFL Championship Game, December 28. The game ended when Colts fullback Alan Ameche scored on a one-yard touchdown run after 8:15 of overtime.

1959

- ▶ Vince Lombardi was named head coach of the Green Bay Packers, January 28. Tim Mara, the co-founder of the Giants, died, February 17.
- ▶ Lamar Hunt of Dallas announced his intentions to form a second pro football league. The first meeting was held in Chicago, August 14, and consisted of Hunt representing Dallas; Bob Howsam, Denver; K.S. (Bud) Adams, Houston; Barron Hilton, Los Angeles; Max Winter and Bill Boyer,

Minneapolis; and Harry Wismer, New York City. They made plans to begin play in 1960.

- ▶ The new league was named the American Football League, August 22. Buffalo, owned by Ralph Wilson, became the seventh franchise, October 28. Boston, owned by William H. Sullivan, became the eighth team, November 22. The first AFL draft, lasting 33 rounds, was held, November 22. Joe Foss was named AFL Commissioner, November 30. An additional draft of 20 rounds was held by the AFL, December 2.
- ▶ NFL Commissioner Bert Bell died of a heart attack suffered at Franklin Field, Philadelphia, during the last two minutes of a game between the Eagles and the Steelers, October 11. Treasurer Austin Gungel was named president in the office of the commissioner, October 14.
- ▶ The Colts again defeated the Giants in the NFL Championship Game, 31-16, December 27.

1960

- ▶ Pete Rozelle was elected NFL Commissioner as a compromise choice on the twenty-third ballot, January 26. Rozelle moved the league offices to New York City.
- ▶ Hunt was elected AFL president for 1960, January 26. Minneapolis withdrew from the AFL, January 27, and the same ownership was given an NFL franchise for Minnesota (to start in 1961), January 28. Dallas received an NFL franchise for 1960, January 28. Oakland received an AFL franchise, January 30.
- ▶ The AFL adopted the two-point option on points after touchdown, January 28. A no-tampering verbal pact, relative to players' contracts, was agreed to between the NFL and AFL, February 9.
- ▶ The NFL owners voted to allow the transfer of the Chicago Cardinals to St. Louis, March 13.
- ▶ The AFL signed a five-year television contract with ABC, June 9.
- ▶ The Boston Patriots defeated the Buffalo Bills 28-7 before 16,000 at Buffalo in the first AFL preseason game, July 30. The Denver Broncos defeated the Patriots 13-10 before 21,597 at Boston in the first AFL regular-season game, September 9.
- ▶ Philadelphia defeated Green Bay 17-13 in the NFL Championship Game, December 26.

1961

- ▶ The Houston Oilers defeated the Los Angeles Chargers 24-16 before 32,183 in the first AFL Championship Game, January 1.
- ▶ Detroit defeated Cleveland 17-16 in the first Playoff Bowl, or Bert Bell Benefit Bowl, between second-place teams in each conference in Miami, January 7.
- ▶ End Willard Dewveall of the Bears played out his option and joined the Oilers, becoming the first player to play out his contract and jump from the NFL to the AFL, January 14.
- ▶ Ed McGah, Wayne Valley, and Robert Osborne bought out their partners in the

ownership of the Raiders, January 17. The Chargers were transferred to San Diego, February 10. Dave R. Jones sold the Browns to a group headed by Arthur B. Modell, March 22. The Howsam brothers sold the Broncos to a group headed by Calvin Kunz and Gerry Phipps, May 26.

- ▶ NBC was awarded a two-year contract for radio and television rights to the NFL Championship Game for \$615,000 annually, \$300,000 of which was to go directly into the NFL Player Benefit Plan, April 5.
- ▶ Canton, Ohio, where the league that became the NFL was formed in 1920, was chosen as the site of the Pro Football Hall of Fame, April 27.
- ▶ A bill legalizing single-network television contracts by professional sports leagues was introduced in Congress by Representative Emanuel Celler. It passed the House and Senate and was signed into law by President John F. Kennedy, September 30.
- ▶ Houston defeated San Diego 10-3 for the AFL championship, December 24. Green Bay won its first NFL championship since 1944, defeating the New York Giants 37-0, December 31.

1962

- ▶ The Western Division defeated the Eastern Division 47-27 in the first AFL All-Star Game, played before 20,973 in San Diego, January 7.
- ▶ Both leagues prohibited grabbing any player's facemask. The AFL voted to make the scoreboard clock the official timer of the game.
- ▶ The NFL entered into a single-network agreement with CBS for telecasting all regular-season games for \$4.65 million annually, January 10.
- ▶ Judge Roszel Thompson of the U.S. District Court in Baltimore ruled against the AFL in its antitrust suit against the NFL, May 21. The AFL had charged the NFL with monopoly and conspiracy in areas of expansion, television, and player signings. The case lasted two and a half years, the trial two months.
- ▶ McGah and Valley acquired controlling interest in the Raiders, May 24. The AFL assumed financial responsibility for the New York Titans, November 8. With Commissioner Rozelle as referee, Daniel F. Reeves regained the ownership of the Rams, outbidding his partners in sealed-envelope bidding for the team, November 27.
- ▶ The Dallas Texans defeated the Oilers 20-17 for the AFL championship at Houston after 17 minutes, 54 seconds of overtime on a 25-yard field goal by Tommy Brooker. The game lasted a then record 77 minutes, 54 seconds, December 23.
- ▶ Judge Edward Weinfeld of the U.S. District Court in New York City upheld the legality of the NFL's television blackout within a 75-mile radius of home games and denied an injunction that would have forced the championship game between the Giants and the Packers to be televised in the New York City area, December 28. The Packers beat the

CHRONOLOGY OF PROFESSIONAL FOOTBALL

Giants 16-7 for the NFL title, December 30.

1963

- ▶ Don Shula, who went on to become the winningest head coach in NFL history, replaced Weeb Ewbank as head coach of the Colts, January 8.
- ▶ Paul Brown, head coach of the Browns since their inception, was fired on January 9 and replaced the following day by Blanton Collier.
- ▶ The Dallas Texans transferred to Kansas City, becoming the Chiefs, February 8. The New York Titans were sold to a five-man syndicate headed by David (Sonny) Werblin, March 28. Weeb Ewbank became the Titans' new head coach and the team's name was changed to the Jets, April 15. They began play in the Polo Grounds.
- ▶ NFL Properties, Inc., was founded to serve as the licensing arm of the NFL.
- ▶ Rozelle indefinitely suspended Green Bay halfback Paul Hornung and Detroit defensive tackle Alex Karras for placing bets on their own teams and on other NFL games; he also fined five other Detroit players \$2,000 each for betting on one game in which they did not participate, and the Detroit Lions Football Company \$2,000 on each of two counts for failure to report information promptly and for lack of sideline supervision, April 17.
- ▶ The AFL allowed the Jets and Raiders to select players from other franchises in hopes of giving the league more competitive balance, May 11.
- ▶ NBC was awarded exclusive network broadcasting rights for the 1963 NFL Championship Game for \$926,000, May 23.
- ▶ The Pro Football Hall of Fame was dedicated at Canton, Ohio, September 7.
- ▶ The U.S. Fourth Circuit Court of Appeals reaffirmed the lower court's finding for the NFL in the \$10-million suit brought by the AFL, ending three and a half years of litigation, November 21.
- ▶ Jim Brown of Cleveland rushed for an NFL single-season record 1,863 yards.
- ▶ Boston defeated Buffalo 26-8 in the first divisional playoff game in AFL history, December 28.
- ▶ The Bears defeated the Giants 14-10 in the NFL Championship Game, a record sixth and last title for Halas in his thirty-sixth season as the Bears' coach, December 29.

1964

- ▶ The Chargers defeated the Patriots 51-10 in the AFL Championship Game, January 5.
- ▶ William Clay Ford, the Lions' president since 1961, purchased the team, January 10. A group representing the late James P. Clark sold the Eagles to a group headed by Jerry Wolman, January 21. Carroll Rosenbloom, the majority owner of the Colts since 1953, acquired complete ownership of the team, January 23.
- ▶ The AFL signed a five-year, \$36-million television contract with NBC to begin with the 1965 season, January 29.
- ▶ Hornung and Karras were reinstated by Rozelle, March 16.

- ▶ CBS submitted the winning bid of \$14.1 million per year for the NFL regular-season television rights for 1964 and 1965, January 24. CBS acquired the rights to the championship games for 1964 and 1965 for \$1.8 million per game, April 17.
- ▶ Pete Gogolak of Cornell signed a contract with Buffalo, becoming the first soccer-style kicker in pro football.
- ▶ Buffalo defeated San Diego 20-7 in the AFL Championship Game, December 26. Cleveland defeated Baltimore 27-0 in the NFL Championship Game, December 27.

1965

- ▶ The NFL teams pledged not to sign college seniors until completion of all their games, including bowl games, and empowered the Commissioner to discipline the clubs up to as much as the loss of an entire draft list for a violation of the pledge, February 15.
- ▶ The NFL added a sixth official, the line judge, February 19. The color of the officials' penalty flags was changed from white to bright gold, April 5.
- ▶ Commissioner Rozelle negotiated an agreement on behalf of the NFL clubs to purchase Ed Sabol's Blair Motion Pictures, which was renamed NFL Films, April.
- ▶ Atlanta was awarded an NFL franchise for 1966, with Rankin Smith, Sr., as owner, June 30. Miami was awarded an AFL franchise for 1966, with Joe Robbie and Danny Thomas as owners, August 16.
- ▶ Field Judge Burl Toler became the first black official in NFL history, September 19.
- ▶ According to a Harris survey, sports fans chose professional football (41 percent) as their favorite sport, overtaking baseball (38 percent) for the first time, October.
- ▶ Green Bay defeated Baltimore 13-10 in sudden-death overtime in a Western Conference playoff game. Don Chandler kicked a 25-yard field goal for the Packers after 13 minutes, 39 seconds of overtime, December 26. The Packers then defeated the Browns 23-12 in the NFL Championship Game, January 2.
- ▶ In the AFL Championship Game, the Bills defeated the Chargers, 23-0, December 26.
- ▶ CBS acquired the rights to the NFL regular-season games in 1966 and 1967, with an option for 1968, for \$18.8 million per year, December 29.

1966

- ▶ The AFL-NFL war reached its peak, as the leagues spent a combined \$7 million to sign their 1966 draft choices. The NFL signed 75 percent of its 232 draftees, the AFL 46 percent of its 181. Of the 111 common draft choices, 79 signed with the NFL, 28 with the AFL, and 4 went unsigned.
- ▶ Buddy Young became the first African-American to work in the league office when Commissioner Rozelle named him director of player relations, February 1.
- ▶ The rights to the 1966 and 1967 NFL Championship Games were sold to CBS for \$2 million per game, February 14.
- ▶ Foss resigned as AFL Commissioner, April 7. Al Davis, the head coach and general

manager of the Raiders, was named to replace him, April 8.

- ▶ Goal posts offset from the goal line, painted bright yellow, and with uprights 20 feet above the cross-bar were made standard in the NFL, May 16.
- ▶ A series of secret meetings regarding a possible AFL-NFL merger were held in the spring between Hunt of Kansas City and Tex Schramm of Dallas. Rozelle announced the merger, June 8. Under the agreement, the two leagues would combine to form an expanded league with 24 teams, to be increased to 26 in 1968 and to 28 by 1970 or soon thereafter. All existing franchises would be retained, and no franchises would be transferred outside their metropolitan areas. While maintaining separate schedules through 1969, the leagues agreed to play an annual AFL-NFL World Championship Game beginning in January, 1967, and to hold a combined draft, also beginning in 1967. Preseason games would be held between teams of each league starting in 1967. Official regular-season play would start in 1970 when the two leagues would officially merge to form one league with two conferences. Rozelle was named Commissioner of the expanded league setup.
- ▶ Davis rejoined the Raiders, and Milt Woodard was named president of the AFL, July 25.
- ▶ The St. Louis Cardinals moved into newly constructed Busch Memorial Stadium.
- ▶ Barron Hilton sold the Chargers to a group headed by Eugene Klein and Sam Schulman, August 25.
- ▶ Congress approved the AFL-NFL merger, passing legislation exempting the agreement itself from antitrust action, October 21.
- ▶ New Orleans was awarded an NFL franchise to begin play in 1967, November 1. John Mecom, Jr., of Houston was designated majority stockholder and president of the franchise, December 15.
- ▶ The NFL was realigned for the 1967-69 seasons into the Capitol and Century Divisions in the Eastern Conference and the Central and Coastal Divisions in the Western Conference, December 2. New Orleans and the New York Giants agreed to switch divisions in 1968 and return to the 1967 alignment in 1969.
- ▶ The rights to the Super Bowl for four years were sold to CBS and NBC for \$9.5 million, December 13.

1967

- ▶ Green Bay earned the right to represent the NFL in the first AFL-NFL World Championship Game by defeating Dallas 34-27, January 1. The same day, Kansas City defeated Buffalo 31-7 to represent the AFL. The Packers defeated the Chiefs 35-10 before 61,946 fans at the Los Angeles Memorial Coliseum in the first game between AFL and NFL teams, January 15. The winning players' share for the Packers was \$15,000 each, and the losing players' share for the Chiefs was \$7,500 each. The game was televised by both CBS and NBC.

CHRONOLOGY OF PROFESSIONAL FOOTBALL

The "sling-shot" goal post and a six-foot-wide border around the field were made standard in the NFL, February 22.

- ▶ Baltimore made Bubba Smith, a Michigan State defensive lineman, the first choice in the first combined AFL-NFL draft, March 14.
- ▶ The AFL awarded a franchise to begin play in 1968 to Cincinnati, May 23. A group with Paul Brown as part owner, general manager, and head coach, was awarded the Cincinnati franchise, September 27.
- ▶ Arthur B. Modell, the president of the Cleveland Browns, was elected president of the NFL, May 28.
- ▶ Defensive back Emlen Tunnell of the New York Giants became the first black player to enter the Pro Football Hall of Fame, August 5.
- ▶ An AFL team defeated an NFL team for the first time, when Denver beat Detroit 13-7 in a preseason game, August 5.
- ▶ Green Bay defeated Dallas 21-17 for the NFL championship on a last-minute 1-yard quarterback sneak by Bart Starr in 13-below-zero temperature at Green Bay, December 31. The same day, Oakland defeated Houston 40-7 for the AFL championship.

1968

- ▶ Green Bay defeated Oakland 33-14 in Super Bowl II at Miami, January 14. The game had the first \$3-million gate in pro football history.
- ▶ Vince Lombardi resigned as head coach of the Packers, but remained as general manager, January 28.
- ▶ Werblin sold his shares in the Jets to his partners Don Lillis, Leon Hess, Townsend Martin, and Phil Iselin, May 21. Lillis assumed the presidency of the club, but then died July 23. Iselin was appointed president, August 6.
- ▶ Halas retired for the fourth and last time as head coach of the Bears, May 27.
- ▶ The Oilers left Rice Stadium for the Astrodome and became the first NFL team to play its home games in a domed stadium.
- ▶ The movie Heidi became a footnote in sports history when NBC didn't show the last 50 seconds of the Jets-Raiders game in order to permit the children's special to begin on time. The Raiders scored two touchdowns in the last 42 seconds to win 43-32, November 17.
- ▶ Ewbank became the first coach to win titles in both the NFL and AFL when his Jets defeated the Raiders 27-23 for the AFL championship, December 29. The same day, Baltimore defeated Cleveland 34-0.

1969

- ▶ The AFL established a playoff format for the 1969 season, with the winner in one division playing the runner-up in the other, January 11.
- ▶ An AFL team won the Super Bowl for the first time, as the Jets defeated the Colts 16-7 at Miami, January 12 in Super Bowl III. The title Super Bowl was recognized by the NFL for the first time.

- ▶ Vince Lombardi became part owner, executive vice-president, and head coach of the Washington Redskins, February 7.
- ▶ Wolman sold the Eagles to Leonard Tose, May 1.
- ▶ Baltimore, Cleveland, and Pittsburgh agreed to join the AFL teams to form the 13-team American Football Conference of the NFL in 1970, May 10. The NFL also agreed on a playoff format that would include one "wild-card" team per conference—the second-place team with the best record.
- ▶ The NFL announced a three-year agreement with ABC to televise Monday Night Football. The new series makes the NFL the first league with a regular series of national telecasts in prime time, May 26.
- ▶ George Preston Marshall, president emeritus of the Redskins, died at 72, August 9.
- ▶ The NFL marked its fiftieth year by the wearing of a special patch by each of the 16 teams.

1970

- ▶ Kansas City defeated Minnesota 23-7 in Super Bowl IV at New Orleans, January 11. The gross receipts of approximately \$3.8 million were the largest ever for a one-day sports event.
- ▶ A special league meeting was held to determine the divisional realignment of the National Football Conference. With no consensus, Rozelle ordered the five most viable plans be written down on sheets of paper. Rozelle's assistant, Thelma Elkjer, picked the winning one out of a vase at random, January 17.
- ▶ Four-year television contracts, under which CBS would televise all NFC games and NBC all AFC games (except Monday night games) and the two would divide televising the Super Bowl and AFC-NFC Pro Bowl games, were announced, January 26.
- ▶ Art Modell resigned as president of the NFL, March 12. Milt Woodard resigned as president of the AFL, March 13. Lamar Hunt was elected president of the AFC and George Halas was elected president of the NFC, March 19.
- ▶ The merged 26-team league adopted rules changes putting names on the backs of players' jerseys, making a point after touchdown worth only one point, and making the scoreboard clock the official timing device of the game, March 18.
- ▶ The Players Negotiating Committee and the NFL Players Association announced a four-year agreement guaranteeing approximately \$4,535,000 annually to player pension and insurance benefits, August 3. The owners also agreed to contribute \$250,000 annually to improve or implement items such as disability payments, widows' benefits, maternity benefits, and dental benefits. The agreement also provided for increased preseason game and per diem payments, averaging approximately \$2.6 million annually.
- ▶ The Pittsburgh Steelers moved into Three Rivers Stadium. The Cincinnati Bengals moved to Riverfront Stadium.
- ▶ Vince Lombardi died of cancer at 57, September 3.

- ▶ The Super Bowl trophy was renamed the Vince Lombardi trophy, September 10.
- ▶ Tom Dempsey of New Orleans kicked a game-winning NFL-record 63-yard field goal against Detroit, November 8.

1971

- ▶ Baltimore defeated Dallas 16-13 on Jim O'Brien's 32-yard field goal with five seconds to go in Super Bowl V at Miami, January 17.
- ▶ The NFC defeated the AFC 27-6 in the first AFC-NFC Pro Bowl at Los Angeles, January 24.
- ▶ The Boston Patriots changed their name to the New England Patriots, March 22. Their new stadium, Schaefer Stadium, was dedicated in a 20-14 preseason victory over the Giants.
- ▶ The Philadelphia Eagles left Franklin Field and played their games at the new Veterans Stadium.
- ▶ The San Francisco 49ers left Kezar Stadium and moved their games to Candlestick Park.
- ▶ Daniel F. Reeves, the president and general manager of the Rams, died at 58, April 15.
- ▶ The Dallas Cowboys moved from the Cotton Bowl into their new home, Texas Stadium, October 24.
- ▶ Miami defeated Kansas City 27-24 in sudden-death overtime in an AFC Divisional Playoff Game, December 25. Garo Yepremian kicked a 37-yard field goal for the Dolphins after 22 minutes, 40 seconds of overtime, as the game lasted 82 minutes, 40 seconds overall, making it the longest game in history.

1972

- ▶ Dallas defeated Miami 24-3 in Super Bowl VI at New Orleans, January 16.
- ▶ The inbounds lines or hashmarks were moved nearer the center of the field, 23 yards, 1 foot, 9 inches from the sidelines, March 23. The method of determining won-lost percentage in standings changed. Tie games, previously not counted in the standings, were made equal to a half-game won and a half-game lost, May 24.
- ▶ Robert Irsay purchased the Los Angeles Rams and transferred ownership of the club to Carroll Rosenbloom in exchange for the Baltimore Colts, July 13.
- ▶ William V. Bidwill purchased the stock of his brother Charles (Stormy) Bidwill to become the sole owner of the St. Louis Cardinals, September 2.
- ▶ The National District Attorneys Association endorsed the position of professional leagues in opposing proposed legalization of gambling on professional team sports, September 28.
- ▶ Franco Harris' "Immaculate Reception" gave the Steelers their first postseason win ever, 13-7 over the Raiders, December 23.

1973

- ▶ Rozelle announced that all Super Bowl VII tickets were sold and that the game would be telecast in Los Angeles, the site of the game, on an experimental basis, January 3.

CHRONOLOGY OF PROFESSIONAL FOOTBALL

- ▶ Miami defeated Washington 14-7 in Super Bowl VII at Los Angeles, completing a 17-0 season, the first perfect-record regular-season and postseason mark in NFL history, January 14.
- ▶ The AFC defeated the NFC 33-28 in the Pro Bowl in Dallas, the first time since 1942 that the game was played outside Los Angeles, January 21.
- ▶ A jersey numbering system was adopted, April 5: 1-19 for quarterbacks and specialists, 20-49 for running backs and defensive backs, 50-59 for centers and linebackers, 60-79 for defensive linemen and interior offensive linemen other than centers, and 80-89 for wide receivers and tight ends. Players who had been in the NFL in 1972 could continue to use old numbers.
- ▶ NFL Charities, a nonprofit organization, was created to derive an income from monies generated from NFL Properties' licensing of NFL trademarks and team names, June 26. NFL Charities was set up to support education and charitable activities and to supply economic support to persons formerly associated with professional football who were no longer able to support themselves.
- ▶ Congress adopted experimental legislation (for three years) requiring any NFL game that had been declared a sellout 72 hours prior to kickoff to be made available for local televising, September 14. The legislation provided for an annual review to be made by the Federal Communications Commission.
- ▶ The Buffalo Bills moved their home games from War Memorial Stadium to Rich Stadium in nearby Orchard Park. The Giants tied the Eagles 23-23 in the final game in Yankee Stadium, September 23. The Giants played the rest of their home games at the Yale Bowl in New Haven, Connecticut.
- ▶ A rival league, the World Football League, was formed and was reported in operation, October 2. It had plans to start play in 1974.
- ▶ O.J. Simpson of Buffalo became the first player to rush for more than 2,000 yards in a season, gaining 2,003.

1974

- ▶ Miami defeated Minnesota 24-7 in Super Bowl VIII at Houston, the second consecutive Super Bowl championship for the Dolphins, January 13.
- ▶ Rozelle was given a 10-year contract effective January 1, 1973, February 27.
- ▶ Tampa Bay was awarded the twenty-seventh franchise to begin operation in 1976, April 24.
- ▶ Sweeping rules changes were adopted to add action and tempo to games: one sudden-death overtime period was added for preseason and regular-season games; the goal posts were moved from the goal line to the end lines; kickoffs were moved from the 40- to the 35-yard line; after missed field goals from beyond the 20, the ball was to be returned to the line of scrimmage; restrictions were placed on members of the punting team to open up return possibilities; roll-blocking and cutting of wide receivers was eliminated; the extent of downfield contact a defender could have with an eligible receiver

er was restricted; the penalties for offensive holding, illegal use of the hands, and tripping were reduced from 15 to 10 yards; wide receivers blocking back toward the ball within three yards of the line of scrimmage were prevented from blocking below the waist, April 25.

- ▶ Seattle was awarded the twenty-eighth NFL franchise to begin play in 1976, June 4. Lloyd W. Nordstrom, president of the Seattle Seahawks, and Hugh Culverhouse, president of the Tampa Bay Buccaneers, signed franchise agreements, December 5.
- ▶ The Birmingham Americans defeated the Florida Blazers 22-21 in the WFL World Bowl, winning the league championship, December 5.

1975

- ▶ Pittsburgh defeated Minnesota 16-6 in Super Bowl IX at New Orleans, the Steelers' first championship since entering the NFL in 1933, January 12.
- ▶ The Memphis Southmen of the WFL signed Larry Csonka, Jim Kiick, and Paul Warfield of Miami, March 31.
- ▶ The divisional winners with the highest win-loss percentage were made the home team for the divisional playoffs, and the surviving winners with the highest percentage made home teams for the championship games. Previously, the home sites were pre-determined by division on a rotating basis, June 26.
- ▶ Referees were equipped with wireless microphones for all preseason, regular-season, and playoff games.
- ▶ The Lions moved to the new Pontiac Silverdome. The Giants played their home games in Shea Stadium. The Saints moved into the Louisiana Superdome.
- ▶ The World Football League folded, October 22.

1976

- ▶ Pittsburgh defeated Dallas 21-17 in Super Bowl X in Miami. The Steelers joined Green Bay and Miami as the only teams to win two Super Bowls; the Cowboys became the first wild-card team to play in the Super Bowl, January 18.
- ▶ Lloyd Nordstrom, the president of the Seahawks, died at 66, January 20. His brother Elmer succeeded him as majority representative of the team.
- ▶ The owners adopted the use of two 30-second clocks for all games, visible to both players and fans to note the official time between the ready-for-play signal and snap of the ball, March 16.
- ▶ A veteran player allocation was held to stock the Seattle and Tampa Bay franchises with 39 players each, March 30-31. In the college draft, Seattle and Tampa Bay each received eight extra choices, April 8-9.
- ▶ The Giants moved into new Giants Stadium in East Rutherford, New Jersey.
- ▶ The Steelers defeated the College All-Stars in a storm-shortened Chicago College All-Star Game, the last of the series, July 23. St. Louis defeated San Diego 20-10 in a preseason game before 38,000 in Korakuen

Stadium, Tokyo, in the first NFL game outside of North America, August 16.

1977

- ▶ Oakland defeated Minnesota 32-14 in Super Bowl XI at Pasadena, January 9. The paid attendance was a pro record 103,438.
- ▶ The NFL Players Association and the NFL Management Council ratified a collective bargaining agreement extending until 1982, covering five football seasons while continuing the pension plan—including years 1974, 1975, and 1976—with contributions totaling more than \$55 million. The total cost of the agreement was estimated at \$107 million. The agreement called for a college draft at least through 1986; contained a no-strike, no-suit clause; established a 43-man active player limit; reduced pension vesting to four years; provided for increases in minimum salaries and preseason and postseason pay; improved insurance, medical, and dental benefits; modified previous practices in player movement and control; and reaffirmed the NFL Commissioner's disciplinary authority. Additionally, the agreement called for the NFL member clubs to make payments totaling \$16 million the next 10 years to settle various legal disputes, February 25.
- ▶ The San Francisco 49ers were sold to Edward J. DeBartolo, Jr., March 28.
- ▶ A 16-game regular season, four-game preseason was adopted to begin in 1978. A second wild-card team was adopted for the playoffs beginning in 1978, with the wild-card teams to play each other and the winners advancing to a round of eight postseason series, March 29.
- ▶ The Seahawks were permanently aligned in the AFC Western Division and the Buccaneers in the NFC Central Division, March 31.
- ▶ Rules changes were adopted to open up the passing game and to cut down on injuries. Defenders were permitted to make contact with eligible receivers only once; the head slap was outlawed; offensive linemen were prohibited from thrusting their hands to an opponent's neck, face, or head; and wide receivers were prohibited from clipping, even in the legal clipping zone.
- ▶ Rozelle negotiated contracts with the three television networks to televise all NFL regular-season and postseason games, plus selected preseason games, for four years beginning with the 1978 season. ABC was awarded yearly rights to 16 Monday night games, four primetime games, the AFC-NFC Pro Bowl, and the Hall of Fame games. CBS received the rights to all NFC regular-season and postseason games (except those in the ABC package) and to Super Bowls XIV and XVI. NBC received the rights to all AFC regular-season and postseason games (except those in the ABC package) and to Super Bowls XIII and XV. Industry sources considered it the largest single television package ever negotiated, October 12.

1978

- ▶ Dallas defeated Denver 27-10 in Super Bowl XII, held indoors for the first time, at the

CHRONOLOGY OF PROFESSIONAL FOOTBALL

Louisiana Superdome in New Orleans, January 15. Dallas' victory was the first for the NFC in six years.

- ▶ According to a Louis Harris Sports Survey, 70 percent of the nation's sports fans said they followed football, compared to 54 percent who followed baseball. Football increased its lead as the country's favorite, 26 percent to 16 percent for baseball, January 19.
- ▶ A seventh official, the side judge, was added to the officiating crew, March 14.
- ▶ The NFL continued a trend toward opening up the game. Rules changes permitted a defender to maintain contact with a receiver within five yards of the line of scrimmage, but restricted contact beyond that point. The pass-blocking rule was interpreted to permit the extending of arms and open hands, March 17.
- ▶ A study on the use of instant replay as an officiating aid was made during seven nationally televised preseason games.
- ▶ The NFL played for the first time in Mexico City, with the Saints defeating the Eagles 14-7 in a preseason game, August 5.
- ▶ Bolstered by the expansion of the regular-season schedule from 14 to 16 weeks, NFL paid attendance exceeded 12 million (12,771,800) for the first time. The per-game average of 57,017 was the third-highest in league history and the most since 1973.

1979

- ▶ Pittsburgh defeated Dallas 35-31 in Super Bowl XIII at Miami to become the first team ever to win three Super Bowls, January 21.
- ▶ NFL rules changes emphasized additional player safety. The changes prohibited players on the receiving team from blocking below the waist during kickoffs, punts, and field-goal attempts; prohibited the wearing of torn or altered equipment and exposed pads that could be hazardous; extended the zone in which there could be no crackback blocks; and instructed officials to quickly whistle a play dead when a quarterback was clearly in the grasp of a tackler, March 16.
- ▶ Carroll Rosenbloom, the president of the Rams, drowned at 72, April 2. His widow, Georgia, assumed control of the club.

1980

- ▶ Pittsburgh defeated the Los Angeles Rams 31-19 in Super Bowl XIV at Pasadena to become the first team to win four Super Bowls, January 20.
- ▶ The AFC-NFC Pro Bowl, won 37-27 by the NFC, was played before 48,060 fans at Aloha Stadium in Honolulu, Hawaii. It was the first time in the 30-year history of the Pro Bowl that the game was played in a non-NFL city.
- ▶ Rules changes placed greater restrictions on contact in the area of the head, neck, and face. Under the heading of "personal foul," players were prohibited from directly striking, swinging, or clubbing on the head, neck, or face. Starting in 1980, a penalty could be called for such contact whether or not the initial contact was made below the neck area.

- ▶ CBS, with a record bid of \$12 million, won the national radio rights to 26 NFL regular-season games, including Monday Night Football, and all 10 postseason games for the 1980-83 seasons.
- ▶ The Los Angeles Rams moved their home games to Anaheim Stadium in nearby Orange County, California.
- ▶ The Oakland Raiders joined the Los Angeles Coliseum Commission's antitrust suit against the NFL. The suit contended the league violated antitrust laws in declining to approve a proposed move by the Raiders from Oakland to Los Angeles.
- ▶ The NFL Draft is televised for the first time by ESPN, April 29.
- ▶ Television ratings in 1980 were the second-best in NFL history, trailing only the combined ratings of the 1976 season. All three networks posted gains, and NBC's 15.0 rating was its best ever. CBS and ABC had their best ratings since 1977, with 15.3 and 20.8 ratings, respectively. CBS Radio reported a record audience of 7 million for Monday night and special games.

1981

- ▶ Oakland defeated Philadelphia 27-10 in Super Bowl XV at the Louisiana Superdome in New Orleans, to become the first wild-card team to win a Super Bowl, January 25.
- ▶ Edgar F. Kaiser, Jr., purchased the Denver Broncos from Gerald and Allan Phipps, February 26.
- ▶ The owners adopted a disaster plan for restocking a team should the club be involved in a fatal accident, March 20.
- ▶ A CBS-New York Times poll showed that 48 percent of sports fans preferred football to 31 percent for baseball.
- ▶ The NFL teams hosted 167 representatives from 44 predominantly black colleges during training camps for a total of 289 days. The program was adopted for renewal during each training camp period.
- ▶ ABC and CBS set all-time rating highs. ABC finished with a 21.7 rating and CBS with a 17.5 rating. NBC was down slightly to 13.9.

1982

- ▶ San Francisco defeated Cincinnati 26-21 in Super Bowl XVI at the Pontiac Silverdome, in the first Super Bowl held in the North, January 24. The CBS telecast achieved the highest rating of any televised sports event ever, 49.1 with a 73.0 share.
- ▶ The NFL signed a five-year contract with the three television networks (ABC, CBS, and NBC) to televise all NFL regular-season and postseason games starting with the 1982 season.
- ▶ A jury ruled against the NFL in the antitrust trial brought by the Los Angeles Coliseum Commission and the Oakland Raiders, May 7. The verdict cleared the way for the Raiders to move to Los Angeles, where they defeated Green Bay 24-3 in their first preseason game, August 29.
- ▶ The Vikings moved into the new Metrodome, August 21.
- ▶ The 1982 season was reduced from a 16-game schedule to nine as the result of a 57-

day players' strike. The strike was called by the NFLPA at midnight on Monday, September 20, following the Green Bay at New York Giants game. Play resumed November 21-22 following ratification of the Collective Bargaining Agreement by NFL owners, November 17 in New York.

- ▶ Under the Collective Bargaining Agreement, which was to run through the 1986 season, the NFL draft was extended through 1992 and the veteran free-agent system was left basically unchanged. A minimum salary schedule for years of experience was established; training camp and postseason pay were increased; players' medical, insurance, and retirement benefits were increased; and a severance-pay system was introduced to aid in career transition, a first in professional sports.
- ▶ Despite the players' strike, the average paid attendance in 1982 was 58,472, the fifth-highest in league history.

1983

- ▶ Because of the shortened season, the NFL adopted a format of 16 teams competing in a Super Bowl Tournament for the 1982 playoffs. The NFC's number-one seed, Washington, defeated the AFC's number-two seed, Miami, 27-17 in Super Bowl XVII at the Rose Bowl in Pasadena, January 30.
- ▶ Super Bowl XVII was the second-highest rated live television program of all time, giving the NFL a sweep of the top 10 live programs in television history.
- ▶ The NFL played for the first time in London, England, with the Vikings defeating the Cardinals 28-10 in a preseason game, August 6.
- ▶ George Halas, the owner of the Bears and the last surviving member of the NFL's second organizational meeting, died at 88, October 31.

1984

- ▶ The Los Angeles Raiders defeated Washington 38-9 in Super Bowl XVIII at Tampa Stadium, January 22.
- ▶ An 11-man group headed by H.R. (Bum) Bright purchased the Dallas Cowboys from Clint Murchison, Jr., March 20. Club president Tex Schramm was designated as managing general partner.
- ▶ Wellington Mara was named president of the NFC, March 20.
- ▶ Patrick Bowlen purchased a majority interest in the Denver Broncos from Edgar Kaiser, Jr., March 21.
- ▶ The Colts relocated to Indianapolis, March 28. Their new home became the Hoosier Dome.
- ▶ The New York Jets moved their home games to Giants Stadium in East Rutherford, New Jersey.
- ▶ Alex G. Spanos purchased a majority interest in the San Diego Chargers from Eugene V. Klein, August 28.
- ▶ Houston defeated Pittsburgh 23-20 to mark the one-hundredth overtime game in regular-season play since overtime was adopted in 1974, December 2.

CHRONOLOGY OF PROFESSIONAL FOOTBALL

- ▶ On the field, many all-time records were set: Dan Marino of Miami passed for 5,084 yards and 48 touchdowns; Eric Dickerson of the Los Angeles Rams rushed for 2,105 yards; Art Monk of Washington caught 106 passes; and Walter Payton of Chicago broke Jim Brown's career rushing mark, finishing the season with 13,309 yards.
- ▶ According to a CBS Sports/New York Times survey, 53 percent of the nation's sports fans said they most enjoyed watching football, compared to 18 percent for baseball, December 2-4.

1985

- ▶ San Francisco defeated Miami 38-16 in Super Bowl XIX at Stanford Stadium in Stanford, California, January 20. President Ronald Reagan, who took his second oath of office before tossing the coin for the game, was one of 115,936,000 viewers. Super Bowl XIX had a direct economic impact of \$113.5 million on the San Francisco Bay area.
- ▶ NBC Radio and the NFL entered into a two-year agreement granting NBC the radio rights to a 37-game package in each of the 1985-86 seasons, March 6. The package included 27 regular-season games and 10 postseason games.
- ▶ Norman Braman, in partnership with Edward Leibowitz, bought the Philadelphia Eagles from Leonard Tose, April 29.
- ▶ A group headed by Tom Benson, Jr., was approved to purchase the New Orleans Saints from John W. Mecom, Jr., June 3.
- ▶ The NFL owners adopted a resolution calling for a series of overseas preseason games, beginning in 1986, with one game to be played in England/Europe and/or one game in Japan each year. The game would be a fifth preseason game for the clubs involved and all arrangements and selection of the clubs would be under the control of the Commissioner, May 23.
- ▶ The league-wide conversion to videotape from movie film for coaching study was approved.
- ▶ A Louis Harris poll in December revealed that pro football remained the sport most followed by Americans. Fifty-nine percent of those surveyed followed pro football, compared with 54 percent who followed baseball.
- ▶ The Chicago-Miami Monday game had the highest rating, 29.6, and share, 46.0, of any primetime game in NFL history, December 2. The game was viewed in more than 25 million homes.
- ▶ The NFL showed a ratings increase on all three networks for the season, gaining 4 percent on NBC, 10 on CBS, and 16 on ABC.

1986

- ▶ Chicago defeated New England 46-10 in Super Bowl XX at the Louisiana Superdome, January 26. The Patriots had earned the right to play the Bears by becoming the first wild-card team to win three consecutive games on the road. The NBC telecast replaced the final episode of M*A*S*H

as the most-viewed television program in history, with an audience of 127 million viewers, according to A.C. Nielsen figures. In addition to drawing a 48.3 rating and a 70 percent share in the United States, Super Bowl XX was televised to 59 foreign countries and beamed via satellite to the QE II.

- ▶ The owners adopted limited use of instant replay as an officiating aid, prohibited players from wearing or otherwise displaying equipment, apparel, or other items that carry commercial names, names of organizations, or personal messages of any type, March 11.
- ▶ After an 11-week trial, a jury in U.S. District Court in New York awarded the United States Football League one dollar in its \$1.7 billion antitrust suit against the NFL. The jury rejected all of the USFL's television-related claims, which were the self-proclaimed heart of the USFL's case. The jury deliberated five days, July 29.
- ▶ Chicago defeated Dallas 17-6 at Wembley Stadium in London in the first American Bowl. The game drew a sellout crowd of 82,699 and the NBC national telecast in this country produced a 12.4 rating and 36 percent share, making it the highest daytime preseason television audience ever with 10.65-million viewers, August 3.
- ▶ ABC's NFL Monday Night Football, in its 17th season, became the longest-running primetime series in the history of the network.

1987

- ▶ The New York Giants defeated Denver 39-20 in Super Bowl XXI and captured their first NFL title since 1956. The game, played in Pasadena's Rose Bowl, drew a sellout crowd of 101,063, January 25.
- ▶ New three-year TV contracts with ABC, CBS, and NBC were announced for 1987-89 at the NFL annual meeting in Maui, Hawaii, March 15. Commissioner Rozelle and Broadcast Committee Chairman Art Modell also announced a three-year contract with ESPN to televise 13 primetime games each season. The ESPN contract was the first with a cable network. However, NFL games on ESPN also were scheduled for regular television in the city of the visiting team and in the home city if the game was sold out 72 hours in advance.
- ▶ A special payment program was adopted to benefit nearly 1,000 former NFL players who participated in the League before the current Bert Bell NFL Pension Plan was created and made retroactive to the 1959 season. Players covered by the new program spent at least five years in the League and played all or part of their career prior to 1959. Each vested player would receive \$60 per month for each year of service in the League for life.
- ▶ NFL and CBS Radio jointly announced agreement granting CBS the radio rights to a 40-game package in each of the next three NFL seasons, 1987-89, April 7.
- ▶ Over 400 former NFL players from the pre-1959 era received first payments from NFL owners, July 1.

▶ The NFL's debut on ESPN produced the two highest-rated and most-watched sports programs in basic cable history. The Chicago at Miami game on August 16 drew an 8.9 rating in 3.81 million homes. Those records fell two weeks later when the Los Angeles Raiders at Dallas game achieved a 10.2 cable rating in 4.36 million homes.

- ▶ The 1987 season was reduced from a 16-game season to 15 as the result of a 24-day players' strike. The strike was called by the NFLPA on Tuesday, September 22, following the New England at New York Jets game. Games scheduled for the third weekend were canceled but the games of weeks four, five, and six were played with replacement teams. Striking players returned for the seventh week of the season, October 25.
- ▶ In a three-team deal involving 10 players and/or draft choices, the Los Angeles Rams traded running back Eric Dickerson to the Indianapolis Colts for six draft choices and two players. Buffalo obtained the rights to linebacker Cornelius Bennett from Indianapolis, sending Greg Bell and three draft choices to the Rams. The Colts added Owen Gill and three draft choices of their own to complete the deal with the Rams, October 31.
- ▶ The Chicago at Minnesota game became the highest-rated and most-watched sports program in basic cable history when it drew a 14.4 cable rating in 6.5 million homes, December 6.

1988

- ▶ Washington defeated Denver 42-10 in Super Bowl XXII to earn its second victory this decade in the NFL Championship Game. The game, played for the first time in San Diego Jack Murphy Stadium, drew a sellout crowd of 73,302. Doug Williams, the game's MVP, became the first African-American quarterback to play in a Super Bowl, January 31.
- ▶ In a unanimous 3-0 decision, the 2nd Circuit Court of Appeals in New York upheld the verdict of the jury that in July, 1986, had awarded the United States Football League one dollar in its \$1.7 billion antitrust suit against the NFL. In a 91-page opinion, Judge Ralph K. Winter said the USFL sought through court decree the success it failed to gain among football fans, March 10.
- ▶ By a 23-5 margin, owners voted to continue the instant replay system for the third consecutive season with the Instant Replay Official to be assigned to a regular seven-man, on-the-field crew. At the NFL annual meeting in Phoenix, Arizona, a 45-second clock was also approved to replace the 30-second clock. For a normal sequence of plays, the interval between plays was changed to 45 seconds from the time the ball is signaled dead until it is snapped on the succeeding play.
- ▶ NFL owners approved the transfer of the Cardinals' franchise from St. Louis to Phoenix; approved two supplemental drafts each year—one prior to training camp and one prior to the regular season; and voted to initiate an annual series of games in

CHRONOLOGY OF PROFESSIONAL FOOTBALL

Japan/Asia as early as the 1989 preseason, March 14-18.

- ▶ The NFL Annual Selection Meeting returned to a separate two-day format and for the first time originated on a Sunday. ESPN drew a 3.6 rating during their seven-hour coverage of the draft, which was viewed in 1.6 million homes, April 24-25.
- ▶ Art Rooney, founder and owner of the Steelers, died at 87, August 25.
- ▶ Johnny Grier became the first African-American referee in NFL history, September 4.
- ▶ Commissioner Rozelle announced that two teams would play a preseason game as part of the American Bowl series on August 6, 1989, in the Korakuen Tokyo Dome in Japan, December 16.

1989

- ▶ San Francisco defeated Cincinnati 20-16 in Super Bowl XXIII. The game, played for the first time at Joe Robbie Stadium in Miami, was attended by a sellout crowd of 75,129, January 22.
- ▶ Commissioner Rozelle announced his retirement, pending the naming of a successor, March 22 at the NFL annual meeting in Palm Desert, California.
- ▶ Following the announcement, AFC president Lamar Hunt and NFC president Wellington Mara announced the formation of a six-man search committee composed of Art Modell, Robert Parins, Dan Rooney, and Ralph Wilson. Hunt and Mara served as co-chairmen.
- ▶ By a 24-4 margin, owners voted to continue the instant replay system for the fourth straight season. A strengthened policy regarding anabolic steroids and masking agents was announced by Commissioner Rozelle. NFL clubs called for strong disciplinary measures in cases of feigned injuries and adopted a joint proposal by the Long-Range Planning and Finance committees regarding player personnel rules, March 19-23.
- ▶ Two hundred twenty-nine unconditional free agents signed with new teams under management's Plan B system, April 1.
- ▶ Jerry Jones purchased a majority interest in the Dallas Cowboys from H.R. (Bum) Bright, April 18.
- ▶ Tex Schramm was named president of the new World League of American Football to work with a six-man committee of Dan Rooney, chairman; Norman Braman, Lamar Hunt, Victor Kiam, Mike Lynn, and Bill Walsh, April 18.
- ▶ NFL and CBS Radio jointly announced agreement extending CBS's radio rights to an annual 40-game package through the 1994 season, April 18.
- ▶ As of opening day, September 10, of the 229 Plan B free agents, 111 were active and 23 others were on teams' reserve lists. Ninety-two others were waived and three retired.
- ▶ Art Shell was named head coach of the Los Angeles Raiders making him the NFL's first black head coach since Fritz Pollard coached the Akron Pros in 1921, October 3.
- ▶ The site of the New England Patriots at San Francisco 49ers game scheduled for Candlestick Park on October 22 was switched to Stanford Stadium in the aftermath of the Bay Area Earthquake of October 17. The change was announced on October 19.
- ▶ Paul Tagliabue became the seventh chief executive of the NFL on October 26 when he was chosen to succeed Commissioner Pete Rozelle on the sixth ballot of a three-day meeting in Cleveland, Ohio. In all, 12 ballots were required to select Tagliabue. Two were conducted at a meeting in Chicago on July 6, and four at a meeting in Dallas on October 10-11. On the twelfth ballot, with Seattle absent, Tagliabue received more than the 19 affirmative votes required for election from among the 27 clubs present.
- ▶ The transfer from Commissioner Rozelle to Commissioner Tagliabue took place at 12:01 a.m. on Sunday, November 5.
- ▶ NFL Charities donated \$1 million through United Way to benefit Bay Area earthquake victims, November 6.

1990

- ▶ San Francisco defeated Denver 55-10 in Super Bowl XXIV at the Louisiana Superdome, January 28. San Francisco joined Pittsburgh as the NFL's only teams to win four Super Bowls.
- ▶ The NFL announced revisions in its 1990 draft eligibility rules. College juniors became eligible but must renounce their collegiate football eligibility before applying for the NFL Draft, February 16.
- ▶ Commissioner Tagliabue announced NFL teams will play their 16-game schedule over 17 weeks in 1990-92 and 16 games over 18 weeks in 1993, February 27.
- ▶ The NFL revised its playoff format to include two additional wild-card teams (one per conference), which raised the total to six wild-card teams.
- ▶ Commissioner Tagliabue and Broadcast Committee Chairman Art Modell announced a four-year contract with Turner Broadcasting to televise nine Sunday-night games.
- ▶ New four-year TV agreements were ratified for 1990-93 for ABC, CBS, NBC, ESPN, and TNT at the NFL annual meeting in Orlando, Florida, March 12. The contracts totaled \$3.6 billion, the largest in TV history.
- ▶ The NFL announced plans to expand its American Bowl series of preseason games. In addition to games in London and Tokyo, American Bowl games were scheduled for Berlin, Germany, and Montreal, Canada, in 1990.
- ▶ For the fifth straight year, NFL owners voted to continue a limited system of Instant Replay. Beginning in 1990, the replay official will have a two-minute time limit to make a decision. The vote was 21-7, March 12.
- ▶ Commissioner Tagliabue announced the formation of a Committee on Expansion and Realignment, March 13. He also named a Player Advisory Council, comprised of 12 former NFL players, March 14.
- ▶ One-hundred eighty-four Plan B unconditional free agents signed with new teams, April 2.
- ▶ Commissioner Tagliabue appointed Dr. John Lombardo as the League's Drug Advisor for Anabolic Steroids, April 25 and named Dr. Lawrence Brown as the League's Advisor for Drugs of Abuse, May 17.
- ▶ NFL International Week was celebrated with four preseason games in seven days in Tokyo, London, Berlin, and Montreal. More than 200,000 fans on three continents attended the four games, August 4-11.
- ▶ Commissioner Tagliabue announced the NFL Teacher of the Month program in which the League furnishes grants and scholarships in recognition of teachers who provided a positive influence upon NFL players in elementary and secondary schools, September 20.
- ▶ For the first time since 1957, every NFL club won at least one of its first four games, October 1.
- ▶ The Super Bowl Most Valuable Player trophy was renamed the Pete Rozelle trophy, October 8.

1991

- ▶ The New York Giants defeated Buffalo 20-19 in Super Bowl XXV to capture their second title in five years. The game was played before a sellout crowd of 73,813 at Tampa Stadium and became the first Super Bowl decided by one point, January 26.
- ▶ New York businessman Robert Tisch purchased a 50 percent interest in the New York Giants from Mrs. Helen Mara Nugent and her children, Tim Mara and Maura Mara Concannon, February 2.
- ▶ NFL clubs voted to continue a limited system of Instant Replay for the sixth consecutive year. The vote was 21-7, March 19.
- ▶ The NFL launched the World League of American Football, the first sports league to operate on a weekly basis on two separate continents, March 23.
- ▶ NFL Charities presented a \$250,000 donation to the United Service Organization. The donation was the second largest single grant ever by NFL Charities, April 5.
- ▶ Commissioner Tagliabue named Harold Henderson as Executive Vice President for Labor Relations and Chairman of the NFL Management Council Executive Committee, April 8.
- ▶ NFL clubs approved a recommendation by the Expansion and Realignment Committee to add two teams for the 1994 season, resulting in six divisions of five teams each, May 22.
- ▶ "NFL International Week" featured six 1990 playoff teams playing nationally televised games in London, Berlin, and Tokyo on July 28 and August 3-4. The games drew more than 150,000 fans.
- ▶ Paul Brown, founder of the Cleveland Browns and Cincinnati Bengals, died at age 82, August 5.
- ▶ NFL clubs approved a resolution establishing an international division. A three-year financial plan for the World League was approved by NFL clubs at a meeting in

CHRONOLOGY OF PROFESSIONAL FOOTBALL

Dallas, October 23.

1992

- ▶ The NFL agreed to provide a minimum of \$2.5 million in financial support to the NFL Alumni Association and assistance to NFL Alumni-related programs. The agreement included contributions from NFL Charities to the Pre-59ers and Dire Need Programs for former players, January 25.
- ▶ The Washington Redskins defeated the Buffalo Bills 37-24 in Super Bowl XXVI to capture their third world championship in 10 years, January 26. The game was played before a sellout crowd of 63,130 at the Hubert H. Humphrey Metrodome in Minneapolis.
- ▶ The use in officiating of a limited system of Instant Replay was not approved. The vote was 17-11 in favor of approval (21 votes were required). Instant Replay had been used for six consecutive years (1986-1991), March 18.
- ▶ St. Louis businessman James Orthwein purchased controlling interest in the New England Patriots from Victor Kiam, May 11.
- ▶ In a Harris Poll taken during the NFL offseason, professional football again was declared the nation's most popular sport. Professional football finished atop similar surveys conducted by Harris in 1985 and 1989, May 23.
- ▶ NFL clubs accepted the report of the Expansion Committee at a league meeting in Pasadena. The report names five cities as finalists for the two expansion teams—Baltimore, Charlotte, Jacksonville, Memphis, and St. Louis, May 19.
- ▶ At a league meeting in Dallas, NFL clubs approved a proposal by the World League Board of Directors to restructure the World League and place future emphasis on its international success, September 17.
- ▶ The Professional and Amateur Sports Protection Act made it unlawful for a government entity to operate a lottery or other betting scheme based on pro or collegiate games. Four states that already had such betting were grandfathered, October 6.
- ▶ NFL teams played their 16-game regular-season schedule over 18 weeks for the only time in league history.

1993

- ▶ The NFL and lawyers for the players announced a settlement of various lawsuits and an agreement on the terms of a seven-year deal that included a new player system to be in place through the 1999 season, January 6.
- ▶ Commissioner Tagliabue announced the establishment of the "NFL World Partnership Program" to develop amateur football internationally through a series of clinics conducted by former NFL players and coaches, January 14.
- ▶ As part of Super Bowl XXVII, the NFL announced the creation of the first NFL Youth Education Town, a facility located in south central Los Angeles for inner city youth, January 25.

- ▶ The Dallas Cowboys defeated the Buffalo Bills 52-17 in Super Bowl XXVII to capture their first NFL title since 1978. The game was played before a crowd of 98,374 at the Rose Bowl in Pasadena, California, January 31.
- ▶ The NFL and the NFL Players Association officially signed a 7-year Collective Bargaining Agreement in Washington, D.C., which guarantees more than \$1 billion in pension, health, and post-career benefits for current and retired players—the most extensive benefits plan in pro sports. It was the NFL's first CBA since the 1982 agreement expired in 1987, June 29.
- ▶ NFL Enterprises, a newly formed division of the NFL responsible for NFL Films, home video, and special domestic and international television programming was announced, August 19.
- ▶ The NFL celebrated its 75th season by announcing its 75th Anniversary All-Time Team. The team, which was chosen by a selection committee of media and league personnel, was headlined by four Pro Football Hall of Fame quarterbacks —Sammy Baugh, Otto Graham, Joe Montana and Johnny Unitas, August 24.
- ▶ NFL announced plans to allow fans, for the first time ever, to join players and coaches in selecting the annual AFC and NFC Pro Bowl teams, October 12.
- ▶ NFL clubs unanimously awarded the league's twenty-ninth franchise to the Carolina Panthers and owner Jerry Richardson at a meeting in Chicago, October 26.
- ▶ At the same meeting in Chicago, NFL clubs approved a plan to form a European league with joint venture partners, October 27.
- ▶ Don Shula became the winningest coach in NFL history when Miami beat Philadelphia to give Shula his 325th victory, one more than George Halas, November 14.
- ▶ NFL clubs awarded the league's thirtieth franchise to the Jacksonville Jaguars and owner Wayne Weaver at a meeting in Chicago, November 30.
- ▶ The NFL announced new 4-year television agreements with NBC, ABC, ESPN, TNT, and NFL newcomer FOX, which took over the NFC package from CBS, December 18.
- ▶ The NFL completed its new TV agreements by announcing that NBC would retain the rights to the AFC package, December 20.

1994

- ▶ The Dallas Cowboys defeated the Buffalo Bills 30-13 in Super Bowl XXVIII to become the fifth team to win back-to-back Super Bowl titles, January 30.
- ▶ NFL clubs unanimously approved the transfer of the New England Patriots from James Orthwein to Robert Kraft at a meeting in Orlando, February 22.
- ▶ In a move to increase offensive production, NFL clubs at the league's annual meeting in Orlando adopted a package of changes, including modifications in line play, chucking rules, and the roughing-the-passer rule, plus the adoption of the two-point conversion and moving the spot of the kickoff back to the 30-

yard line, March 22.

- ▶ NFL clubs approved the transfer of the majority interest in the Miami Dolphins from the Robbie family to H. Wayne Huizenga, March 23.
- ▶ The NFL and FOX announced the formation of a joint venture to create a six-team World League to begin play in Europe in April, 1995, March 23.
- ▶ The Carolina Panthers earned the right to select first in the 1995 NFL draft by winning a coin toss with the Jacksonville Jaguars. The Jaguars received the second selection in the 1995 draft, April 24.
- ▶ NFL clubs approved the transfer of the Philadelphia Eagles from Norman Braman to Jeffrey Lurie, May 6.
- ▶ The NFL launched "NFL Sunday Ticket," a new season subscription service for satellite television dish owners, June 1.
- ▶ An all-time NFL record crowd of 112,376 attended the American Bowl game between Dallas and Houston in Mexico City. It concluded the biggest American Bowl series in NFL history with four games attracting a record 256,666 fans, August 15.
- ▶ As part of a celebration of its 75th season, the NFL announced its 75th Anniversary All-Time Team, August 24. Chosen by a selection committee of media and league personnel, the team was headlined by four Pro Football Hall of Fame quarterbacks—Sammy Baugh, Otto Graham, Joe Montana, and Johnny Unitas.
- ▶ The NFL reached agreement on a new seven-year contract with its game officials, September 22.
- ▶ The NFL Management Council and the NFL Players Association announced an agreement on the formulation and implementation of the most comprehensive drug and alcohol policy in sports, October 28.
- ▶ At an NFL meeting in Chicago, Commissioner Tagliabue slotted the two new expansion teams into the AFC Central (Jacksonville Jaguars) and NFC West (Carolina Panthers) for the 1995 season only. He also appointed a special committee on realignment to make recommendations on the 1996 season and beyond, November 2.

1995

- ▶ The San Francisco 49ers became the first team to win five Super Bowls when they defeated the San Diego Chargers 49-26 in Super Bowl XXIX at Joe Robbie Stadium in Miami, January 29.
- ▶ Carolina and Jacksonville stocked their expansion rosters with a total of 66 players from other NFL teams in a veteran player allocation draft in New York, February 16.
- ▶ CBS Radio and the NFL agreed to a new four-year contract for an annual 53-game package of games, continuing a relationship that spanned 15 of the past 17 years, February 22.
- ▶ NFL clubs approved the transfer of the Tampa Bay Buccaneers from the estate of the late Hugh Culverhouse to South Florida businessman Malcolm Glazer, March 13.

CHRONOLOGY OF PROFESSIONAL FOOTBALL

- ▶ After a two-year hiatus, the World League of American Football returned to action with six teams in Europe, April 8.
 - ▶ The NFL became the first major sports league to establish a site on the Internet system of on-line computer communication, April 10.
 - ▶ The transfer of the Rams from Los Angeles to St. Louis was approved by a vote of the NFL clubs at a meeting in Dallas, April 12.
 - ▶ ABC's NFL Monday Night Football finished the 1994-95 television season as the fifth highest-rated show out of 146 with a 17.8 average rating, the highest finish in the 25-year history of the series, April 18.
 - ▶ The Frankfurt Galaxy defeated the Amsterdam Admirals 26-22 to win the 1995 World Bowl before a crowd of 23,847 in Amsterdam's Olympic Stadium, June 23.
 - ▶ The transfer of the Raiders from Los Angeles to Oakland was approved by a vote of the NFL clubs at a meeting in Chicago, July 22.
 - ▶ Jacksonville Municipal Stadium opened in Jacksonville, Florida before a sold-out crowd of more than 70,000 as the St. Louis Rams defeated the Jacksonville Jaguars 27-10 in their first preseason game, August 18.
 - ▶ NFL Charities and 50 NFL players donated \$1 million to the United Negro College Fund in honor of the fiftieth anniversary of the UNCF and the integration of the modern NFL, September 15.
 - ▶ The Trans World Dome opened in St. Louis with a sold-out crowd of 65,598 as the Rams defeated the Carolina Panthers 28-17, November 12.
 - ▶ On the field, many significant records and milestones were achieved: Miami's Dan Marino surpassed Pro Football Hall of Famer Fran Tarkenton in four major passing categories—attempts, completions, yards, and touchdowns—to become the NFL's all-time career leader. San Francisco's Jerry Rice became the all-time reception and receiving-yardage leader.
- 1996**
- ▶ The Dallas Cowboys won their third Super Bowl title in four years when they defeated the Pittsburgh Steelers 27-17 in Super Bowl XXX at Sun Devil Stadium in Tempe, Arizona, January 28.
 - ▶ An agreement between the NFL and the city of Cleveland regarding the Cleveland Browns' relocation was approved by a vote of the NFL clubs, February 9. According to the agreement, the city of Cleveland retained the Browns' heritage and records, including the name, logo, colors, history, playing records, trophies, and memorabilia, and committed to building a new 72,000-seat stadium for a reactivated Browns' franchise to begin play there no later than 1999. Art Modell received approval to move his franchise to Baltimore and rename it.
 - ▶ The transfer of the Oilers from Houston to Nashville for the 1997 season was approved by a vote of the NFL clubs at a meeting in Atlanta, April 30.
 - ▶ The Scottish Claymores defeated the Frankfurt Galaxy 32-27 to win the 1996 World Bowl in front of 38,982 at Murrayfield Stadium in Edinburgh, Scotland, June 23.
 - ▶ The NFL returned to Baltimore when the new Baltimore Ravens defeated the Philadelphia Eagles 17-9 in a preseason game before a crowd of 63,804 at Memorial Stadium, August 3.
 - ▶ Ericsson Stadium opened in Charlotte, North Carolina with a crowd of 65,350 as the Carolina Panthers defeated the Chicago Bears 30-12 in a preseason game, August 3.
 - ▶ Former NFL Commissioner Pete Rozelle died at his home in Rancho Santa Fe, California. Rozelle, regarded as the premier commissioner in sports history, led the NFL for 29 years, from 1960-1989, December 6.
- 1997**
- ▶ Indianapolis Colts owner Robert Irsay died from complications related to a stroke he suffered in 1995. Irsay acquired the club in 1972 when he traded his Los Angeles Rams to Carrol Rosenbloom for the Colts. He later moved the Colts from Baltimore to Indianapolis in 1984, January 14.
 - ▶ The Green Bay Packers won their first NFL title in 29 years by defeating the New England Patriots 35-21 in Super Bowl XXXI at the Louisiana Superdome in New Orleans, January 26.
 - ▶ The rules governing cross-ownership were modified, permitting NFL club owners to also own teams in other sports in their home market or markets without NFL teams. The vote was 24-5 (one abstention) in favor of approval, March 11.
 - ▶ Washington Redskins owner Jack Kent Cooke died at his home in Washington, D.C. Cooke became majority owner in 1974 and the Redskins won three Super Bowls under his leadership, April 6.
 - ▶ The Barcelona Dragons defeated the Rhein Fire 38-24 to win the 1997 World Bowl in front of 31,100 fans at Estadi Olímpic de Montjuïc in Barcelona, Spain, June 22.
 - ▶ NFL clubs approved the transfer of the Seattle Seahawks from Ken Behring to Paul Allen, August 19.
 - ▶ Jack Kent Cooke Stadium opened in Rajoin, Maryland with a crowd of 78,270 as the Washington Redskins defeated the Arizona Cardinals 19-13 in overtime, September 14.
 - ▶ The 10,000th regular-season game in NFL history was played when the Seattle Seahawks defeated the Tennessee Oilers 16-13 at the Kingdome in Seattle, October 5.
 - ▶ Atlanta Falcons owner Rankin Smith died of heart failure three days prior to his seventy-third birthday. Smith was the founder of the Falcons and was instrumental in bringing Super Bowls XXVIII and XXXIV to Atlanta, October 26.
- 1998**
- ▶ The NFL reached agreement on record eight-year television contracts with four networks. ABC (NFL Monday Night Football) and FOX (NFC) retained their previous rights, CBS took over the AFC package from NBC, and ESPN won the right to broadcast the entire Sunday night cable package, January 13.
 - ▶ The World League was renamed the NFL Europe League, January 22.
 - ▶ The Denver Broncos won their first Super Bowl by defeating the defending champion Green Bay Packers 31-24 in Super Bowl XXXII at Qualcomm Stadium in San Diego, January 25.
 - ▶ The NFL clubs approved an extension of the Collective Bargaining Agreement through 2003. The extended CBA also created a \$100 million fund for youth football, March 22.
 - ▶ The NFL clubs unanimously approved an expansion team for Cleveland to fulfill the commitment to return the Browns to the field in 1999, March 23.
 - ▶ The Rhein Fire defeated the Frankfurt Galaxy 34-10 to win the 1998 World Bowl in front of 47,846 fans in Frankfurt's Waldstadion—the biggest crowd to witness a World Bowl since 1991, June 14.
 - ▶ NFL clubs approved the transfer of the Minnesota Vikings from a 10-man ownership group to Red McCombs, July 28.
 - ▶ The NFL Stadium at Camden Yards opened in Baltimore, Maryland before a crowd of 65,938 as the Baltimore Ravens defeated the Chicago Bears 19-14 in a preseason game, August 8.
 - ▶ Raymond James Stadium opened in Tampa, Florida before a crowd of 62,410 as the Tampa Bay Buccaneers defeated the Chicago Bears 27-15, September 20.
 - ▶ Tennessee Oilers owner Bud Adams announced the team will change its name to the Tennessee Titans following the 1998 season. The NFL announced that the name Oilers will be retired—a first in league history, November 14.
- 1999**
- ▶ The Denver Broncos won their second consecutive Super Bowl title by defeating the NFC champion Atlanta Falcons 34-19 in Super Bowl XXXIII at Pro Player Stadium in Miami, January 31.
 - ▶ Jim Pyne, a center allocated by the Detroit Lions, was the first selection of the Cleveland Browns in the 1999 NFL Expansion Draft. The Browns eventually selected 37 players, February 9.
 - ▶ CBS Radio/Westwood One agreed to a 3-year extension of their exclusive national radio rights to NFL games, March 11.
 - ▶ By a vote of 28-3, the owners adopted an instant replay system as an officiating aid for the 1999 season, March 17.
 - ▶ New York Jets owner Leon Hess died from complications of a blood disease. Hess had been involved in the ownership of the Jets since 1963 and was sole owner of the club since 1984, May 9.
 - ▶ A group led by Washington area businessman Daniel Snyder is approved by NFL clubs as the new owner of the Washington Redskins at a league meeting in Atlanta, May 25.
 - ▶ The Frankfurt Galaxy became the first team in NFL Europe League history to win a second World Bowl by defeating the Barcelona Dragons 38-24 at Rheinstadion, in Düsseldorf, Germany, June 27.

CHRONOLOGY OF PROFESSIONAL FOOTBALL

- ▶ The Cleveland Browns returned to the field for the first time since 1995 and defeated the Dallas Cowboys 20-17 in overtime in the annual Hall of Fame Game at Canton, Ohio, August 9.
 - ▶ Cleveland Browns Stadium opened in Cleveland, Ohio before a crowd of 71,398 as the Minnesota Vikings defeated the Browns in a preseason game, 24-17, August 21.
 - ▶ Adelphia Coliseum opened in Nashville, Tennessee before a crowd of 65,729 with the Tennessee Titans defeating the Atlanta Falcons 17-3 in a preseason game, August 26.
 - ▶ Houston, Texas and owner Robert McNair were awarded the NFL's thirty-second franchise in a vote of the NFL clubs at a league meeting in Atlanta. The team will begin play in 2002. The NFL clubs also voted to realign into eight divisions of four teams each for the 2002 season, October 6.
 - ▶ Walter Payton, the NFL's all-time leading rusher, died of liver cancer at the age of 45, November 1. The NFL Man of the Year Award, the only NFL award that recognizes a player for his community service activities as well as his excellence on the field, was renamed in his honor shortly after his passing.
 - ▶ Former NFL Commissioner Pete Rozelle, who guided a still-developing league to its position today as America's most popular sport, was named by *The Sporting News* as the most powerful person in sports in the 20th Century, December 15.
- 2000**
- ▶ New York businessman Robert Wood Johnson IV was approved by NFL clubs as the new owner of the New York Jets at a league meeting, January 18.
 - ▶ The St. Louis Rams won their first Super Bowl by defeating the AFC champion Tennessee Titans 23-16 in Super Bowl XXXIV at the Georgia Dome in Atlanta, January 30.
 - ▶ For the first time in league history, paid attendance topped 16 million for the regular season and more than 65,000 per game, an increase of 1,300 per game over 1998. Paid attendance for all NFL games increased in 1999 for the third year in a row and was the highest ever in the 80-year history of the league. It marked the first time in league history that the 20-million paid attendance mark was reached for all games in a season, March 27.
 - ▶ The Rhein Fire won their second World Bowl in three years, defeating the Scottish Claymores 13-10 to win World Bowl 2000 in front of 35,680 at Frankfurt's Waldstadion, June 25.
 - ▶ More than 100 of the 136 living members of the Pro Football Hall of Fame gathered to celebrate Pro Football's Greatest Reunion in Canton, Ohio, July 28-31.
 - ▶ Paul Brown Stadium opened in Cincinnati, Ohio with a crowd of 56,180 as the Cincinnati Bengals defeated the Chicago Bears 24-20 in a preseason game, August 19.
 - ▶ Minnesota's Gary Anderson converted a 21-yard field goal against Buffalo to pass George Blanda as the NFL's all-time scoring leader with 2,004 points, October 22.
- 2001**
- ▶ NFL clubs approved additional league-wide revenue sharing at a special league meeting in Dallas. The teams agreed to pool the visiting team share of gate receipts for all preseason and regular-season games and divide the pool equally starting in 2002, January 17.
 - ▶ The Baltimore Ravens won their first Super Bowl by defeating the NFC champion New York Giants 34-7 in Super Bowl XXXV at Raymond James Stadium in Tampa Bay, January 28.
 - ▶ The *Sports Business Daily* named NFL Commissioner Paul Tagliabue the 2000 Sports Industrialist of the Year, February 28.
 - ▶ NFL owners unanimously approved a realignment plan for the league starting in 2002. With the addition of the Houston Texans, the league's 32 teams will be divided into eight four-team divisions. Seven clubs change divisions, and the Seattle Seahawks change conferences, moving from the AFC to the NFC. A new scheduling format ensures that every team meets every other team in the league at least once every four years, May 22.
 - ▶ The Berlin Thunder won their first World Bowl, defeating the Barcelona Dragons 24-17 to win World Bowl IX in front of 32,116 at Amsterdam ArenA, June 30.
 - ▶ Heinz Field opened in Pittsburgh, Pennsylvania before a crowd of 57,829 with the Pittsburgh Steelers defeating the Detroit Lions 20-7 in a preseason game; and INVESCO Field at Mile High opened in Denver, Colorado before a crowd of 74,063 with the Denver Broncos defeating the New Orleans Saints 31-24 in a preseason game, August 25.
 - ▶ President George W. Bush became the first United States President to be involved in an NFL regular-season pregame coin toss as he helped kick off the 2001 season from the White House. Via satellite, President Bush tossed the coin for the 10 regular-season games that started at 1:00 p.m. ET, September 9.
 - ▶ In the wake of the September 11 terrorist attacks, Commissioner Paul Tagliabue postponed the games scheduled for September 16-17, September 13.
 - ▶ The league's 16-game regular season was retained when the postponed Week 2 games were rescheduled for the weekend of January 6-7, September 18.
 - ▶ The NFL and its game officials agreed to a new six-year Collective Bargaining Agreement, ending a two-week lockout of the regular officials, who returned to work on September 23, September 19.
 - ▶ The NFL announced that the league's prohibition of anabolic steroids and related substances had been strengthened to include supplements containing ephedrine and other high-risk supplements, September 27.
 - ▶ The NFL announced that the Super Bowl would be re-scheduled from January 27 to February 3 in order to retain the full playoff format for the 2001 season. It will be the first Super Bowl played in February, October 3.
 - ▶ President Bush designated Super Bowl XXXVI as a "National Special Security Event," allowing all security for the game to be coordinated by the Secret Service, November 26.
- 2002**
- ▶ The NFL and the NFL Players Association agreed to a fourth extension of the 1993 Collective Bargaining Agreement through 2007, January 7.
 - ▶ In an AFC Wild Card matchup, the Oakland Raiders defeated the New York Jets 38-24 in the NFL's first-ever primetime playoff game, January 12.
 - ▶ In a special meeting in New Orleans, NFL owners voted unanimously to approve the purchase of the Atlanta Falcons to Home Depot co-founder Arthur Blank, February 2.
 - ▶ The New England Patriots won their first Super Bowl by defeating the NFC champion St. Louis Rams 20-17 in Super Bowl XXXVI at the Louisiana Superdome in New Orleans. The game marked the first time in Super Bowl history that the winning points came on the final play, a 48-yard field goal by Patriots kicker Adam Vinatieri, February 3.
 - ▶ Tony Boselli, a five-time Pro Bowl tackle allocated by the Jacksonville Jaguars, was the first selection of the Houston Texans in the 2002 NFL Expansion Draft. The Texans selected 19 players, February 18.
 - ▶ The NFL and Westwood One/CBS Radio Sports announced the renewal of a multi-year agreement for Westwood One/CBS Radio Sports to continue as the exclusive network radio home of the NFL, April 9.
 - ▶ NFL Europe kicked off its tenth season with a record 254 players allocated by NFL clubs, April 13-14.
 - ▶ The Berlin Thunder became the first team to win consecutive World Bowls, defeating the Rhein Fire 26-20 to win World Bowl X in front of 53,109 fans at Rheinstadion, June 22.
 - ▶ Seahawks Stadium opened in Seattle, Washington with an attendance of 52,902 fans as the Indianapolis Colts defeated the Seattle Seahawks 28-10 in a preseason game, August 10.
 - ▶ Gillette Stadium opened in Foxboro, Massachusetts with a crowd of 68,436 fans as the New England Patriots defeated the Philadelphia Eagles 16-15 in a preseason game, August 17.
 - ▶ Reliant Stadium opened in Houston, Texas with 69,432 fans in attendance, the largest non-Super Bowl crowd to ever watch an NFL game in Houston as the Miami Dolphins defeated the Houston Texans 24-3 in a preseason game, August 24.
 - ▶ For the first time, the NFL season kicked off on a Thursday night in prime time as the San Francisco 49ers defeated the New York Giants 16-13 at Giants Stadium. The game was preceded by "NFL Kickoff Live From

CHRONOLOGY OF PROFESSIONAL FOOTBALL

Times Square," presented by New York City and the NFL, a football and music festival honoring the resilient spirit of New York and America, September 5.

- ▶ Week 1 of the 2002 season produced the highest-scoring and most competitive Kickoff Weekend in NFL history. The 16 games averaged 49.3 points per game. A total of 788 points and 89 touchdowns were scored, the most in league history for an opening weekend. Eleven of the 16 games were decided by one score (eight points or less), a Kickoff Weekend record, September 5-9.
- ▶ Oakland Raiders wide receiver Jerry Rice became the all-time leader in yards from scrimmage, surpassing Pro Football Hall of Fame running back Walter Payton (21,281 yards), September 29.
- ▶ Cleveland Browns owner Al Lerner, the NFL Finance Committee Chairman and Chairman and CEO of MBNA Corporation, died at the age of 69, October 23.
- ▶ Dallas Cowboys running back Emmitt Smith became the NFL's all-time rushing leader, surpassing Pro Football Hall of Fame running back Walter Payton (16,726 yards), October 27.
- ▶ The NFL and NFLPA announced the creation of USA Football, the first national advocacy organization representing all levels of amateur football, December 5.
- ▶ NFL clubs implemented an expanded program to promote diversity in their coaching and front office ranks based upon recommendations of the NFL Committee on Workplace Diversity, December 19. The committee, appointed by Commissioner Tagliabue on October 31, comprised 10 owners and team executives with Pittsburgh Steelers owner Dan Rooney serving as chairman.
- ▶ The 2002 season concluded with 25 overtime games, the most in NFL history, December 30.

2003

- ▶ The Tampa Bay Buccaneers won their first Super Bowl by defeating the AFC champion Oakland Raiders 48-21 in Super Bowl XXXVII at Qualcomm Stadium in San Diego, January 26.
- ▶ Chicago Bears chairman emeritus Edward W. McCaskey died at the age of 83, April 8.
- ▶ The Frankfurt Galaxy became the first team to win three World Bowls, defeating the Rhein Fire 35-16 to win World Bowl XI in front of 28,138 fans at Hampden Park, June 14.
- ▶ Tex Schramm, the legendary team president and general manager of the Dallas Cowboys and a member of the Pro Football Hall of Fame, died at the age of 83, July 15.
- ▶ Lincoln Financial Field opened in Philadelphia, Pennsylvania with an attendance of 66,279 fans as the New England Patriots defeated the Philadelphia Eagles 24-12 in a preseason game, August 22.
- ▶ A renovated Lambeau Field opened in Green Bay, Wisconsin with a crowd of 69,831 fans as the Carolina Panthers defeated the Green Bay Packers 20-7 in a

preseason game, August 23.

- ▶ A renovated Soldier Field opened in Chicago, Illinois with an attendance of 61,500 fans as the Green Bay Packers defeated the Chicago Bears 38-23 in a regular season game on ABC's NFL Monday Night Football, September 29.
- ▶ NFL Network, the first 24-hour, year-round television channel dedicated to the NFL and the sport of football, launched on DirecTV, November 4.

2004

- ▶ The New England Patriots won their second Super Bowl in three years by defeating the NFC champion Carolina Panthers 32-29 in Super Bowl XXXVIII at Reliant Stadium in Houston, February 1.
- ▶ By a vote of 29-3, NFL owners extended the instant replay system for another five seasons through 2008, March 30.
- ▶ Steve Bisciotti took over as the controlling owner of the Baltimore Ravens, succeeding Art Modell, who operated the franchise for 43 years, April 8.
- ▶ Former Arizona Cardinals safety Pat Tillman was killed in a firefight while on combat patrol with the U.S. Army Rangers in Afghanistan, April 22.
- ▶ A federal appeals court formally ruled in favor of the NFL's draft eligibility rule in Maurice Clarett's lawsuit, citing federal labor policy in permitting the NFL and the Players Association to set rules for when players can enter the league, May 24.
- ▶ The Berlin Thunder defeated the Frankfurt Galaxy 30-24 to win World Bowl XII in front of 35,413 fans at Arena AufSchalke, June 12.
- ▶ The New England Patriots defeated the New York Jets 13-7 for their NFL-record 18th consecutive regular-season victory, October 24.
- ▶ The NFL reached an agreement on six-year contract extensions with two of its network television partners—CBS and FOX—to run through the 2011 season, November 8.
- ▶ The NFL and DirecTV announced a five-year extension on the NFL Sunday Ticket subscription television package to run through the 2010 season, November 8.
- ▶ NFL Europe named the Hamburg Sea Devils as the league's newest team, November 24.

2005

- ▶ Indianapolis Colts quarterback Peyton Manning set the NFL single-season record with 49 touchdown passes, January 2.
- ▶ The New England Patriots became the second team in NFL history to win three Super Bowls in four seasons by defeating the Philadelphia Eagles 24-21 in Super Bowl XXXIX at ALLTEL Stadium in Jacksonville, February 6.
- ▶ The Pat Tillman USO Center opened in Afghanistan. The NFL donated \$250,000 to the USO to honor the memory of the former Arizona Cardinals player who died in Afghanistan while serving in the U.S. Army, April 1.
- ▶ The NFL reached long-term agreements for its Sunday and Monday primetime TV pack-

ages. NBC returned to the NFL by acquiring the Sunday night package for six years (2006-2011). ESPN agreed on an eight-year deal to televise Monday Night Football from 2006-2013, April 18.

- ▶ The NFL strengthened its steroids program by adopting the Olympic testosterone testing standard, tripling the number of times a player can be randomly tested during the offseason from two to six, adding substances to the list of banned substances, and putting new language in the policy to allow for testing of designer drugs and other substances that may have evaded detection, April 27.
- ▶ NFL owners voted unanimously to approve the sale of the Minnesota Vikings to real-estate developer Zygi Wilf, May 25.
- ▶ The Amsterdam Admirals defeated the Berlin Thunder 27-21 to win World Bowl XIII in front of 35,134 fans at LTU Arena in Düsseldorf, Germany, June 11.
- ▶ The NFL designated September 18-19 as "Hurricane Relief Weekend," which concluded with a telethon in conjunction with a Monday Night Football doubleheader on ABC and ESPN. The New York Giants-New Orleans Saints game, originally scheduled for the Louisiana Superdome, was moved to Giants Stadium following Hurricane Katrina. In total, the NFL, its owners, teams, players, and fans contributed \$21 million to aid the Hurricane Katrina rebuilding effort, September 19.
- ▶ An NFL record 103,467 fans attended the Arizona Cardinals' 31-14 victory over the San Francisco 49ers at Mexico City's Azteca Stadium, the first-ever regular-season NFL game played outside the United States, October 2.
- ▶ Wellington Mara, the New York Giants' president and co-chief executive officer, died at the age of 89, October 25.
- ▶ Preston Robert Tisch, the Giants' chairman and co-chief executive officer, died at the age of 79, November 15.

2006

- ▶ The NFL announced that NFL Network would begin airing a "Road To The Playoffs" package of eight primetime regular season NFL games starting in 2006, January 28.
- ▶ The Pittsburgh Steelers won their fifth Super Bowl, defeating the Seattle Seahawks 21-10 in Super Bowl XL at Ford Field in Detroit, Michigan, February 5.
- ▶ The NFL clubs approved an extension of the Collective Bargaining Agreement through 2012, March 8.
- ▶ Commissioner Tagliabue announced his decision to retire by the end of July. The NFL enjoyed an era of unrivaled prosperity in the Tagliabue Era, including labor peace throughout his 17-year tenure, March 20.
- ▶ NFL clubs unanimously decided to return the name of the official game ball to "The Duke" in honor of the late New York Giants owner Wellington Mara, March 27.
- ▶ The Amsterdam Admirals defeated the Berlin Thunder 22-7 to win World Bowl XIV in front of 36,286 fans at LTU Arena in Düsseldorf, Germany, May 27.

CHRONOLOGY OF PROFESSIONAL FOOTBALL

- ▶ Roger Goodell became the eighth chief executive of the NFL on August 8 when he was chosen to succeed Paul Tagliabue as commissioner by a unanimous vote of the clubs at a three-day meeting in Chicago, Illinois. The transfer from Commissioner Tagliabue to Commissioner Goodell took place at 6:00 A.M. on Friday, September 1.
 - ▶ Cardinals Stadium opened in Glendale, Arizona with a crowd of 63,400 fans on August 12 as the Arizona Cardinals defeated the Pittsburgh Steelers 21-13 in a pre-season game. The facility was later renamed University of Phoenix Stadium on September 26.
 - ▶ President George W. Bush signed into law HR 4954, which included the Internet Gambling Prohibition and Enforcement Act. The bill prohibits online gamblers from using credit cards, checks and electronic fund transfers to place and settle bets, strengthening enforcement of federal and state gambling laws that had been evaded by overseas gambling operations using the Internet, October 13.
 - ▶ NFL owners approved a resolution to stage a limited number of international regular-season games—up to two per season—beginning in 2007 and continuing through 2011, October 24.
 - ▶ The NFL Network broadcast its first-ever regular-season game as the Kansas City Chiefs defeated the Denver Broncos 19-10 at Arrowhead Stadium on Thanksgiving night, November 23.
 - ▶ San Diego Chargers running back LaDainian Tomlinson set the NFL single-season record for touchdowns with 29 on December 10. He finished the season with 31 touchdowns and also set a single-season record for points with 186.
 - ▶ Lamar Hunt, founder of the Kansas City Chiefs and the American Football League, died at the age of 74, December 13.
- 2007**
- ▶ The Indianapolis Colts won their second Super Bowl, defeating the Chicago Bears 29-17 in Super Bowl XLI at Dolphin Stadium in South Florida, February 4. Both teams were coached by African-Americans: Tony Dungy of the Colts and Lovie Smith of the Bears.
 - ▶ NFL clubs approved additional league-wide revenue sharing at a league meeting in Phoenix, Arizona. The teams agreed to redistribute up to \$430 million over a four-year span, retroactive to 2006, March 26.
 - ▶ The NFL announced changes to its long-standing personal conduct policy and programs for players, coaches, and other team and league employees. The modifications focus on expanded educational and support programs in addition to increased levels of discipline for violations of the policy, April 10.
 - ▶ The NFL, NFL Players Association, NFL Retired Players Association, NFL Alumni Association, NFL Charities and Pro Football Hall of Fame formed the first-ever Alliance to coordinate medical support services for former players, May 22.
 - ▶ The Hamburg Sea Devils defeated the Frankfurt Galaxy 37-28 to win World Bowl XV in front of 48,125 fans at Commerzbank-Arena in Frankfurt, Germany, June 23.
 - ▶ The NFL announced it will focus its international business strategy on reaching the widest possible global audience, including the staging of international regular-season games, and discontinued NFL Europa after 15 seasons of operation, June 29.
 - ▶ NFL owners unanimously approved \$10 million in additional Alliance funding for retired players to help pay for joint replacement surgeries and other medical assistance, supplementing the initial \$7 million committed in July by Alliance members, October 24.
 - ▶ The New York Giants defeated the Miami Dolphins 13-10 at London's in front of 81,176 fans at Wembley Stadium in the first regular-season game played outside of North America, October 28.
 - ▶ On the field in the 2007 season, many significant records and milestones were achieved: Green Bay quarterback Brett Favre surpassed Pro Football Hall of Famer Dan Marino in both passing categories—touchdowns and yards—to become the NFL's all-time career leader. Patriots quarterback Tom Brady set the single-season record with 50 touchdown passes, including 23 to wide receiver Randy Moss—also a record. New England, which became the first team ever to finish 16-0 in the regular season, scored a record 589 points.
- 2008**
- ▶ The NFL, United States Olympic Committee, United States Anti-Doping Agency and MLB announced a partnership to form a clean competition anti-doping research collaborative, January 10.
 - ▶ Georgia Frontiere, majority owner of the St. Louis Rams, died at the age of 80, January 18.
 - ▶ The NFL announced it will stage a regular-season game in the United Kingdom during each of the next three seasons, beginning with the New Orleans Saints hosting the San Diego Chargers on October 26, 2008 at London's Wembley Stadium, February 1.
 - ▶ The New York Giants scored with 35 seconds remaining to win their third Super Bowl, defeating the New England Patriots 17-14 in Super Bowl XLII at University of Phoenix Stadium in Glendale, Arizona, February 3.
 - ▶ The NFL set an all-time paid attendance record in 2007 for the sixth consecutive season. Attendance for all 2007 games was 22,256,502, an increase of 56,790 over the previous mark. The Washington Redskins set an all-time NFL regular-season home paid attendance record of 711,471 for eight games, breaking their own record of 708,852 in 2006.
 - ▶ NFL clubs voted unanimously to exercise their option to shorten by two years the current Collective Bargaining Agreement, which now will run through the 2010 season and 2011 NFL Draft, May 20.
 - ▶ Lucas Oil Stadium opened in Indianapolis, Indiana with a crowd of 65,333 as the Buffalo Bills defeated the Indianapolis Colts by a score of 20-7 in a pre-season game, August 24.
 - ▶ The NFL established a new fan code of conduct to help support a positive fan environment at all NFL stadiums, August 5.
 - ▶ NFLPA Executive Director and Pro Football Hall of Famer Gene Upshaw died at the age of 63, August 20.
 - ▶ For the first time, an NFL game was broadcast on NBC and also streamed live in its entirety to fans on the Internet via NFL.com and NBCSports.com as the Giants beat the Redskins 16-7 in the 2009 NFL Kickoff game, September 4.
 - ▶ Owners approved a restructured ownership plan for the Pittsburgh Steelers that will keep the team under the control of chairman Dan Rooney and team president Art Rooney II, December 17.
 - ▶ The NFL announced that the 2010 Pro Bowl will be played a week prior to Super Bowl XLIV on Sunday, January 31, 2010. Both games will be played in South Florida, December 30.
 - ▶ In the 256 regular-season games of 2008, 44.1 points per game were scored—the highest average since 1970.
- 2009**
- ▶ Stephen M. Ross purchased an additional 45 percent of the Miami Dolphins from Wayne Huizenga and became the team's managing partner. Coupled with his April 1, 2008 purchase of 50 percent of the franchise, the stadium, and the excess developable land, Ross now owns 95 percent of the Dolphins and the stadium while Huizenga retains a five percent share of both and remains a 50 percent partner in that land, January 20.
 - ▶ The NFL re-named its minority coaching internship program the Bill Walsh NFL Minority Coaching Fellowship, honoring the Pro Football Hall of Fame coach who conceived of the program, January 29.
 - ▶ The Pittsburgh Steelers scored a touchdown with 42 seconds remaining to claim their NFL-record sixth Super Bowl title, defeating the Arizona Cardinals 27-23 in Super Bowl XLIII at Raymond James Stadium in Tampa Bay, February 1.
 - ▶ The NFL and Westwood One announced a new two-year agreement for Westwood One to continue as the exclusive network radio partner of the NFL, March 12.
 - ▶ The NFLPA selected Washington-based attorney DeMaurice Smith as its new executive director, March 16.
 - ▶ The NFL and DIRECTV announced an agreement to extend DIRECTV's rights to carry NFL Sunday Ticket through the 2014 season, March 23.
 - ▶ The NFL reached an agreement on two-year contract extensions with two of its network television partners—CBS and FOX—to run through the 2013 season, May 19.
 - ▶ The NFL extended by two years its broadcast partnership with NBC to televise the Sunday night package through the 2013 season, August 19.

CHRONOLOGY OF PROFESSIONAL FOOTBALL

- ▶ Cowboys Stadium opened in Arlington, Texas with a crowd of 75,720 as the Dallas Cowboys defeated the Tennessee Titans by a score of 30-10 in a preseason game, August 21.
- ▶ The NFL announced games that were blacked out in home team markets during the 2009 season would be shown on NFL.com in their entirety on a delayed basis, September 10.
- ▶ The NFL launched a new "Red Zone Channel," offering fans crucial live action cut-ins of all Sunday afternoon games, September 13.
- ▶ Pro Football Hall of Fame head coach and broadcaster John Madden was appointed special advisor to Commissioner Goodell, September 10.
- ▶ NFL appointed former head coach Tony Dungy to lead a new NFL Player Advisory Forum and serve as a special advisor to Commissioner Goodell, November 19.
- ▶ Commissioner Goodell notified NFL teams of new and expanded guidelines on return-to-play for any player who sustains a concussion, December 2.

2010

- ▶ For the first time, the Pro Bowl was played in the Super Bowl city the week before the Super Bowl, as the AFC All-Stars beat the NFC All-Stars 41-34 in the 2010 Pro Bowl at Sun Life Stadium in South Florida. The game drew 70,697 fans – the highest attendance for a Pro Bowl since 1959, January 31.
- ▶ The New Orleans Saints won their first Super Bowl title, defeating the Indianapolis Colts 31-17 in Super Bowl XLIV at Sun Life Stadium in South Florida, February 7.
- ▶ Dr. Hunt Batjer of Northwestern University Feinberg School of Medicine and Dr. Richard G. Ellenbogen of the University of Washington School of Medicine were named the new co-chairs of the NFL Head, Neck and Spine Medical Committee, March 16.
- ▶ NFL owners voted to amend postseason overtime rules to a modified sudden death format, guaranteeing at least one possession for each club if the receiving team fails to score a touchdown on its first overtime possession, March 23.
- ▶ The NFL and NFL Alumni Association announced a new neurological care program for retired players, one of a series of NFL initiatives addressing the quality of life of retired players, March 24.
- ▶ NFL rules changes emphasized additional player safety. Protection for defenseless players was standardized and expanded, protecting a player who has just completed a catch from blows to the head or neck by an opponent who launches. Additional protection was also given to longsnappers. Play will now stop if a ball carrier's helmet is removed, March 24.
- ▶ The NFL Draft debuted a new three-day format, with the first two days broadcast in primetime. A record combined total of 45.4 million viewers tuned in to watch the 75th NFL Draft on NFL Network, ESPN and

ESPN2, April 22-24.

- ▶ New Meadowlands Stadium opened in East Rutherford, N.J., as the New York Giants defeat the New York Jets by a score of 31-16 in a preseason game, August 16.
- ▶ Stan Kroenke purchased an additional 60 percent of the St. Louis Rams from the Rosenbloom family and became the team's sole owner and chairman, August 25.
- ▶ A renovated Arrowhead Stadium opened in Kansas City, Missouri as the Philadelphia Eagles defeated the Kansas City Chiefs 20-17 in a preseason game, August 27.
- ▶ A poster created by the NFL and the Centers for Disease Control and Prevention (CDC) to help educate young athletes on concussions was released to the public. The poster, similar to one on display in NFL locker rooms, stresses the importance of recognizing a concussion, taking time to recover, and not returning to play too soon, October 11.
- ▶ The NFL, NFL Alumni and Gay Culverhouse Players' Outreach Program announced a partnership to expand services for retired NFL players. The outreach program identifies retired players in need, ensuring they receive comprehensive medical evaluations and assistance in applying for the expanded benefits and services created in recent years by the NFL, October 12.
- ▶ Commissioner Roger Goodell notified NFL teams that more significant discipline, including suspensions, would be imposed on players that strike an opponent in the head or neck area in violation of the rules, October 20.
- ▶ The NFL and Westwood One Radio announced the renewal of a multi-year agreement for Westwood One to continue as the exclusive network radio home of the NFL, December 22.

2011

- ▶ The NFL appointed Pro Football Hall of Famer Ronnie Lott and John Madden as co-chairs of a new Player Safety Advisory Panel. The panel provides recommendations on a variety of safety-related football matters, while taking a long-term view towards making the game safer at every level of the sport, January 4.
- ▶ The Green Bay Packers won their fourth Super Bowl title, defeating the Pittsburgh Steelers 31-25 in Super Bowl XLV at Cowboys Stadium in North Texas, February 6.
- ▶ The NFL Head, Neck and Spine Committee announced a new standardized sideline concussion assessment protocol for team medical personnel. The new protocol includes a symptom checklist, limited neurologic examination and balance assessment, February 25.
- ▶ On the steps of the Pro Football Hall of Fame in Canton, Ohio, Commissioner Goodell & NFLPA Executive Director DeMaurice Smith formally announced a comprehensive settlement of litigation and signed a new 10-year Collective Bargaining Agreement, August 4. The agreement included additional funding for player alumni of \$1 billion, including a \$620 million

"Legacy Fund" to increase benefits for pre-1993 retirees.

- ▶ A record 107.4 million fans tuned into Kickoff Weekend games on CBS, ESPN, FOX and NBC, September 8, 11-12.
- ▶ The NFL announced an eight-year extension of its contract with ESPN for the broadcast rights to Monday Night Football through the 2021 season, September 8.
- ▶ NFL teams, players and fans remembered the courage and resilience that followed the events of September 11, 2001 with special tributes in each stadium and on television during all games on Sunday, September 11.
- ▶ Al Davis, the Oakland Raiders' owner and Pro Football Hall of Famer, died at the age of 82, October 8.
- ▶ NFL owners approved a resolution to continue playing regular-season games in the United Kingdom through the 2016 season, October 11.
- ▶ The NFL reached an agreement on nine-year contract extensions of its Sunday broadcast television packages with CBS, FOX and NBC to run through the 2022 season, December 14. The agreements also enabled the NFL to expand its Thursday night package of games on NFL Network, which increased from eight to 13 games for the 2012 season.
- ▶ NFL clubs unanimously approved the majority ownership transfer of the Jacksonville Jaguars from Wayne Weaver to businessman Shahid Khan at a meeting in Dallas, December 14.

2012

- ▶ NFL clubs extended Commissioner Goodell's contract through March 31, 2019, January 25.
- ▶ The New York Giants won their fourth Super Bowl title, defeating the New England Patriots 21-17 in Super Bowl XLVI at Lucas Oil Stadium in Indianapolis, February 5.
- ▶ The NFL announced a new comprehensive health program, NFL Total Wellness, for former and current players to provide additional resources for physical and mental health issues, July 26.
- ▶ Art Modell, former owner of the Cleveland Browns-Baltimore Ravens franchise and longtime chairman of the NFL's Broadcast Committee, died at the age of 87, September 6.
- ▶ NFL Network's Thursday Night Football schedule was expanded from eight to 13 regular-season games, debuting with the Green Bay Packers' 23-10 victory against the Chicago Bears, September 13.
- ▶ The NFL announced an extension of its exclusive radio broadcast agreement with Dial Global through the 2017 season, September 20.
- ▶ NFL Films President Steve Sabol died at the age of 69, September 18.
- ▶ The NFL and its game officials agreed to a new eight-year Collective Bargaining Agreement, ending a four-month dispute. The union officials returned to work for Week 4, September 27.
- ▶ NFL clubs unanimously approved the majority ownership transfer of the Cleveland

CHRONOLOGY OF PROFESSIONAL FOOTBALL

Browns from Randy Lerner to Jimmy Haslam at a meeting in Chicago, October 16.

- ▶ The NFL announced the formation of the National Football League Foundation to focus on youth football, health and safety, and community, December 12. The newly created Foundation resulted from the restructuring of the NFL's previous charitable arms – NFL Charities and the NFL Youth Football Fund.

2013

- ▶ The Baltimore Ravens won their second Super Bowl, defeating the San Francisco 49ers 34-31 in Super Bowl XLVII at the Mercedes-Benz Superdome in New Orleans, February 3.
- ▶ GE and the NFL announced the Head Health Initiative, a four-year, \$60 million collaboration to advance diagnostic tools for treating concussions and the development of new materials for head protection, March 11.
- ▶ Tennessee Titans owner K.S. "Bud" Adams, Jr. a founding member of the AFL, died at the age of 90, October 21.
- ▶ On the field, many all-time records were set: 11,985 points were scored, the most of any season in NFL history; games averaged an all-time high 697.0 total net yards per game; and Denver's Peyton Manning passed for 5,477 yards and 55 touchdowns.

2014

- ▶ The 2014 Pro Bowl introduced a new format for the NFL's All-Star Game, including a draft to determine rosters and major playing rules adjustments. Pro Football Hall of Famers Jerry Rice and Deion Sanders served as team captains. Team Rice defeated Team Sanders 22-21 at Aloha Stadium in Honolulu, Hawaii, January 26.
- ▶ The Seattle Seahawks won their first Super Bowl, defeating the Denver Broncos 43-8 in Super Bowl XLVIII at MetLife Stadium in the first New York-New Jersey Super Bowl, February 2.
- ▶ Buffalo Bills owner Ralph Wilson, Jr., a founding member of the AFL, died at the age of 95, March 25.
- ▶ In addition to its Sunday afternoon package, CBS acquired the rights to broadcast early-season primetime Thursday Night Football games, simulcast by NFL Network, for the 2014 season, February 5. NFL Network retained exclusive rights to late-season TNF games.
- ▶ Malcolm Glazer, the owner and president of the Tampa Bay Buccaneers, died at the age of 85, May 28.
- ▶ Prior to the official kickoff of the 2014 regular season, the NFL launched its next generation video service, NFL Now, providing fans personalized access to the largest digital library of NFL video anywhere, accessible through apps and browsers across an array of Internet-connected devices, September 4.
- ▶ NFL personnel began using Microsoft Surface tablets on sidelines during games to enhance on-field communications, photo viewing and play calling, giving coaches,

players and other personnel the technology they need to improve decision-making and on-field performance, September 5.

- ▶ The NFL and DIRECTV announced a new multi-year agreement to extend and expand DIRECTV's exclusive rights to carry NFL SUNDAY TICKET and its package of every Sunday afternoon out-of-market games.
- ▶ NFL teams unanimously endorsed a revised and strengthened Personal Conduct Policy for all NFL employees. The policy was developed after discussions with experts inside and outside of the NFL, including current and former players, the NFL Players Association, domestic violence/sexual assault experts and advocates, law enforcement officials, academic experts, and business leaders. The new policy lays out a clear series of steps to be taken when there is an incident that requires review, December 10.
- ▶ Commissioner Goodell appointed a new league Conduct Committee comprised of representatives of NFL ownership that will review the Personal Conduct Policy annually and recommend appropriate changes.

2015

- ▶ The NFL and CBS agreed to continue a partnership to produce and televise Thursday Night Football for the 2015 season, January 18. CBS will broadcast the first eight TNF games, also simulcast on NFL Network. NFL Network will exclusively televise eight games in the run-up to the playoffs.
- ▶ The New England Patriots won their fourth Super Bowl, defeating the Seattle Seahawks 28-24 in Super Bowl XLIX at University of Phoenix Stadium in Arizona. The game was viewed by an average audience of 114.4 million viewers, making it the most-watched program in U.S. television history, February 1.
- ▶ Sarah Thomas became the first female to be assigned full-time to an NFL officiating crew, April 8.
- ▶ NFL clubs at the league's spring meeting in San Francisco adopted a change to the Try for Point After Touchdown (PAT) rule in an attempt to add skill and excitement to the extra play following touchdowns. The new rule: 1. Moves the kicking spot to the defensive team's 15-yard line; 2. Places the two-point conversion spot at the defensive team's two-yard line; and 3. Gives the defensive team the opportunity to return a blocked kick, fumble or interception for a score of two points, May 19.
- ▶ The NFL and Yahoo! announced an exclusive partnership to deliver the first-ever live stream of an NFL game to a global audience across devices and for free, June 3. The partnership brought the NFL's scheduled 2015 International Series game in London, between the Buffalo Bills and Jacksonville Jaguars on October 25, to Yahoo! properties globally, which attract more than one billion monthly users.
- ▶ The NFL announced a \$2.5 million foundation donation to UW Medicine to establish the first-of-its-kind Sports Health and Safety

Institute to advance research, education and advocacy for the prevention and treatment of sports-related concussions, August 14.

- ▶ NFL clubs approved a commitment to play international regular-season games through 2025 and broadens the league's opportunity to play games in countries other than the United Kingdom at a league meeting in New York, October 7.
- ▶ The NFL and SiriusXM announced a six-year extension of their satellite broadcasting and marketing agreement, October 7. SiriusXM will continue to feature every NFL game live nationwide from the preseason through Super Bowl LVI in 2022.
- ▶ The NFL hosted the 2nd Annual International Professional Sports Concussion Research Think Tank in London, which served as a platform for leading scientific and medical experts from pre-eminent international sports organizations to propose ideas for future research collaborations and to share best practices and progress made in the areas of concussion diagnosis, protocols, management and treatment, October 24. During the Think Tank, the NFL and International Concussion and Head Injury Research Foundation (ICHIRF) announced a partnership to fund research investigating the potential long-term effects and risk factors associated with concussion in sports.

2016

- ▶ The transfer of the Rams from St. Louis to Los Angeles for the 2016 season was approved by a vote of NFL clubs at a meeting in Houston, January 12.
- ▶ The NFL announces expansion of Thursday Night Football for the 2016 and 2017 seasons, continuing its partnership with CBS while also adding NBC as a partner, February 1. Both CBS and NBC will broadcast five Thursday Night Football games, growing the package to 10 broadcast games.
- ▶ The Denver Broncos won their third Super Bowl, defeating the Carolina Panthers 24-10 in Super Bowl 50 at Levi's® Stadium in Santa Clara, CA, February 7.
- ▶ The NFL and Twitter announced a partnership to deliver a live digital stream of Thursday Night Football to a global audience for free during the course of the 2016 season, April 5. Twitter will stream the 10 games broadcast by NBC and CBS, which will also be simulcast on NFL Network, securing the league's "Tri-Cast" distribution model of broadcast (NBC/CBS), cable (NFL Network), and digital (Twitter).
- ▶ The NFL returned to Mexico City for the first time since 2005, as the Houston Texans and Oakland Raiders met at Estadio Azteca in the first-ever Monday Night Football game to be played outside of the United States, November 21.
- ▶ For the first time, the Pro Bowl was played at Camping World Stadium in Orlando, Florida, and featured a return to the traditional AFC vs. NFC game format following three years using a revised, "unconferenced" format. Pro Bowl practices were held alongside

CHRONOLOGY OF PROFESSIONAL FOOTBALL

youth football competitions, activities and fan events at the ESPN Wide World of Sports Complex at Walt Disney World Resort.

- ▶ On the field, the NFL featured 72 games won by teams that trailed in the fourth quarter of 2016, the most such games in NFL history, surpassing the previous high of 70 (1989).

2017

- ▶ The Chargers exercised their option to move from San Diego to Los Angeles for the 2017 season, January 12.
- ▶ The New England Patriots defeated the Atlanta Falcons 34-28 in Super Bowl LI in the first Super Bowl to go to overtime. Patriots quarterback Tom Brady became the only player in NFL history to win four Super Bowl Most Valuable Player Awards, setting Super Bowl single-game records in pass attempts, completions and passing yards, February 5.
- ▶ The NFL reached an agreement with Amazon Prime as its exclusive partner to deliver a live digital stream of Thursday Night Football to a global audience across devices during the 2017 season. Amazon Prime Video will stream the 10 Thursday Night Football games broadcast by NBC and CBS, which will also be simulcast on NFL Network, once again securing the league's "Tri-Cast" model of broadcast (NBC/CBS), cable (NFL Network), and digital (Amazon Prime Video) distribution.
- ▶ The NFL committed to play four regular-season games in London in 2017, with two games played at both Wembley Stadium and Twickenham Stadium. NFL clubs at the league's annual meeting approved the future relocation of the Oakland Raiders to Las Vegas, March 27.
- ▶ NFL clubs at the league's annual meeting approved a rule stating that instant replay rulings during NFL games will be made by members of the league's officiating department stationed in New York, March 27.
- ▶ Sideline replay monitors are replaced with hand-held devices. In an effort to increase player safety, NFL clubs at the league's annual meeting adopted rules eliminating the "leaper" block attempt on field goal and extra point plays, prohibiting crackback blocks by a backfield player who is in motion, and giving a receiver running a pass route defenseless player protection.
- ▶ Pittsburgh Steelers owner Dan Rooney, a member of the Pro Football Hall of Fame, died at the age of 84, April 13.
- ▶ NFL clubs at the league's spring meeting in Chicago adopted a rule shortening the overtime period in the preseason and regular season from 15 to 10 minutes, May 23.
- ▶ NFL owners voted to move Super Bowl LV from Los Angeles to Tampa Bay. Super Bowl LVI will be held in Los Angeles, May 23.
- ▶ The NFL committed to play three regular-season games in London and one in Mexico City in 2018. In November, the NFL and Mexico's Ministry of Tourism announced an agreement to play three NFL regular-season games from 2019 to 2021.

▶ New Orleans Saints quarterback Drew Brees completed 386 of 536 pass attempts for an NFL-record 72.0 completion percentage.

- ▶ New England Patriots quarterback Tom Brady led the NFL with 4,577 passing yards at age 40, becoming the oldest player in NFL history to lead the league in passing yards. Brady was named the Associated Press Most Valuable Player for the third time in his career, tied for the second most in league history.

2018

- ▶ The NFL announced a joint player and ownership committee focused on social justice and debuted a new campaign, Let's Listen Together, highlighting the player-led work on social and racial equality. The NFL Foundation also launched a new grant for active and retired players who develop social justice programming or partner with local non-profit organizations committed to this work, January 23.
- ▶ The NFL reached an agreement with FOX Sports to broadcast the next five seasons of Thursday Night Football beginning with the 2018 season. The agreement awards FOX Sports with a five-year deal that includes 11 games between Weeks 4-15 (excluding Thanksgiving night) to be broadcast on FOX, simulcast via NFL Network, and distributed in Spanish on FOX Deportes, January 31.
- ▶ The Philadelphia Eagles defeated the New England Patriots 41-33 in Super Bowl LII to earn their first Super Bowl title in franchise history. Eagles quarterback Nick Foles was named MVP after becoming the first player in NFL history with a touchdown pass and a touchdown catch in a Super Bowl. Philadelphia and New England combined for 1,151 yards in Super Bowl LII, the highest total in any game in league history, February 4.
- ▶ New Orleans Saints owner Tom Benson died at the age of 90, March 15.
- ▶ In an effort to take unnecessary risk out of the game and improve player safety, NFL clubs at the league's annual meeting adopted rules that make lowering the head to initiate contact with the helmet a foul. The standard for a catch is also changed, March 28.
- ▶ The NFL reached an agreement to renew its exclusive partnership with Amazon Prime Video to deliver a live OTT digital stream of Thursday Night Football to a global audience across devices during the 2018 and 2019 NFL Seasons, April 26.
- ▶ NFL clubs approved the majority ownership transfer of the Carolina Panthers from Jerry Richardson to David Tepper, May 22.
- ▶ NFL clubs adopted changes to the kickoff, including the following: the kickoff team must have at least five players on each side of the ball; the kickoff team cannot line up more than one yard from the restraining line; at least two players must be lined up outside the yard-line number and two players between the inbounds line and the yard-line number; at least eight players must be in the

15-yard "setup zone" prior to kickoff; prohibiting wedge blocks; until the ball is touched or hits the ground, no player on the receiving team may cross the restraining line or initiate a block against the kicking team in the 15-yard area from the kicking team's restraining line; the ball is dead if it is not touched by the receiving team and touches the ground in the end zone (touchback), May 22.

- ▶ NFL owners voted to award Super Bowl LVII to Arizona and Super Bowl LVIII to New Orleans. Nashville was named the host of the 2019 NFL Draft, May 22.
- ▶ NFL clubs unanimously approve a policy for all league and team personnel to stand and show respect for the flag and the Anthem. Personnel who choose not to stand for the Anthem may stay in the locker room until after the Anthem has been performed, May 23.
- ▶ Drew Brees broke Peyton Manning's career passing record (71,940 yards), establishing the mark on a 62-yard touchdown to Tre'Quan Smith in a win over Washington on Monday Night Football, October 8.
- ▶ Los Angeles Chargers owner Alex Spanos died at the age of 95, October 9.
- ▶ Seattle Seahawks owner Paul Allen died at the age of 65, October 15.
- ▶ Houston Texans owner Robert McNair died at the age of 81, November 23.
- ▶ The NFL awarded the 2020 draft to Las Vegas, December 12.
- ▶ The NFL and Youku, Alibaba Group's video entertainment platform, announced a digital partnership to bring weekly high-quality NFL programming to fans in China, December 13.
- ▶ The regular season ended with an NFL-record 73 games having been decided by three points or fewer. Three division titles and three playoff berths were decided on the final day of the season. Teams also combined to score 1,371 total touchdowns, most ever in a single NFL season, December 30.

2019

- ▶ The NFL launched the Inspire Change platform, showcasing the collaborative efforts of players, owners and the league to create positive change in communities across the country, January 11.
- ▶ For the first time ever, both conference championship games went to overtime, as the Los Angeles Rams defeated the New Orleans Saints, 26-23, and the New England Patriots earned a 37-31 victory over the Kansas City Chiefs, January 20.
- ▶ New England defeated the Los Angeles Rams, 13-3, at Atlanta's Mercedes-Benz Stadium in Super Bowl LIII, the Patriots' sixth Super Bowl victory, matching the Pittsburgh Steelers' NFL record. WR Julian Edelman earned MVP honors, February 3.
- ▶ At the Annual League Meeting, clubs approved a rule change that expanded reviewable plays in Instant Replay to include pass interference, called or not called on the field, for one year only, March 26.
- ▶ The NFL Draft set new records in media consumption and fan attendance. With a

CHRONOLOGY OF PROFESSIONAL FOOTBALL

- combined 3.9 HH TV rating and average of 6.1 million viewers across NFL, ESPN and ABC TV digital channels, the 2019 Draft was the highest-rated and most-watched ever. In total across Nielsen-measured channels, Draft telecasts combined to reach more than 47.5 million viewers throughout the three-day event. In addition to media consumption, the Draft shattered records for attendance as more than 600,000 fans filled the streets of Nashville, Tennessee, to celebrate the newest class of NFL rookies, April 25-27.
- ▶ NFL owners awarded the 2021 draft to Cleveland and the 2023 draft to Kansas City, May 22.
 - ▶ Denver Broncos owner Pat Bowlen died at the age of 75, June 13.
 - ▶ The Green Bay Packers and Chicago Bears, one of the league's richest rivalries, kicked off the NFL's 100th season at historic Soldier Field, September 5.
 - ▶ William V. Bidwill, the owner of the Arizona Cardinals, died at the age of 88, October 2.

2020

- ▶ The Kansas City Chiefs earned their first league crown in 50 years, defeating the San Francisco 49ers, 31-20, in Super Bowl LV. Chiefs quarterback Patrick Mahomes received MVP honors, February 2.
- ▶ NFL players voted to ratify a new, transformative 10-year Collective Bargaining Agreement that included an option to expand teams' regular-season schedules to 17 games, increased benefits for current and retired players, raised minimum player salaries and expanded rosters to 55 players, March 14.
- ▶ Meeting remotely due to the COVID-19 pandemic, NFL owners for the first time since 1990 voted to expand the postseason, announcing both AFC and NFC playoff fields would include an additional qualifier, a No. 7 seed. Wild Card Weekend changed to six total games, three in each conference, with winners advancing to a Divisional round hosted by the highest-surviving seeds, including the only team to receive a bye in each conference, the No. 1 seed, March 31.
- ▶ The NFL held its annual draft in virtual fashion during the COVID-19 pandemic, with all selections and trades made remotely, and Commissioner Roger Goodell announcing selections from his New York home. On television, the three-day event established all-time highs for media consumption, topping 55 million viewers, and the NFL family raised more than \$100 million to benefit pandemic-relief efforts across the country. Meanwhile, the NFL announced that the 2022 draft would be held in Las Vegas, initially scheduled to host the 2020 event, April 23-25.
- ▶ The NFL expanded the Rooney Rule, announcing procedures to enhance diversity and career development for minorities and women. The new procedures prohibited clubs from denying an assistant coach the opportunity to apply for a coordinator role, or a burgeoning football executive from interviewing for a bona fide assistant general manager position. Changes included the requirement that clubs interview at least two

- external minority candidates for head-coach vacancies, and that clubs must interview minorities and/or women for all senior-level positions, May 19.
- ▶ The Washington Redskins franchise announced it will be known as the Washington Football Team until a permanent new name is chosen, July 13.
- ▶ Due to the COVID-19 pandemic, the NFL announced the cancellation of all 2020 pre-season games, July 27.
- ▶ SoFi Stadium in Los Angeles hosted its first game when the Rams topped the Dallas Cowboys, 20-17, in primetime on Kickoff Weekend, September 13.
- ▶ The Los Angeles Chargers played their first home game at SoFi Stadium, a 23-20 overtime loss to Kansas City, September 20.
- ▶ Allegiant Stadium, adjacent to the Las Vegas strip, opened on Monday Night Football with the Las Vegas Raiders defeating the New Orleans Saints, 34-24, September 21.

2021

- ▶ The league concluded its most prolific offensive season, as teams in 2020 combined to score 12,692 total points and 1,473 total touchdowns, both the most in a season in NFL history. NFL games in 2020 averaged 49.6 combined points, most in a season during the era since the 1970 league merger, January 3.
- ▶ With 13 new grants to nonprofit organizations and additional funding to support closing the "digital divide" as part of its social justice initiative, Inspire Change, the league announced it had topped \$95 million in support of programs focused on education, economic advancement, police and community relations, and criminal justice reform, encouraging unity and respect in communities, January 8.
- ▶ Super Wild Card Weekend, featuring a seventh playoff team in each conference, introduced back-to-back tripleheader postseason games for the first time, January 9-10.
- ▶ The Centers for Disease Control and Prevention published a paper jointly authored with NFL-NFLPA medical experts and epidemiologists. The publication shared the benefit of the NFL's COVID-19 mitigation strategy, with elements that the CDC paper said could be broadly applicable throughout society to limit the spread of the virus, including "to settings such as long-term care facilities, schools and high-density environments." Evidence generated by NFL data led to a revised definition of High-Risk Contacts that led contact tracers and medical experts to consider information beyond duration and distance, such as masking and ventilation, January 25.
- ▶ In his first season with the Tampa Bay Buccaneers, Tom Brady earned his seventh Super Bowl championship, more than any franchise, leading his team to a 31-9 triumph over the Kansas City Chiefs in Super Bowl LV. The Bucs earned the right to become the first NFL team ever to play a Super Bowl on its home field by winning road playoff games in three straight weeks. Brady also captured

- his record fifth Super Bowl MVP, February 7.
- ▶ In a remarkable achievement, including Super Bowl LV, the league completed all 269 regular-season and postseason games despite the adversity created by the ongoing COVID-19 pandemic, February 7.
- ▶ The NFL reached long-term agreements with media partners Amazon, CBS, ESPN/ABC, FOX and NBC for the distribution of NFL games, the industry's most valuable content, over television and digital platforms, as well as additional media rights, expanding the NFL's digital footprint to reach a broader audience while maintaining its commitment to keep all NFL games on over-the-air television. The new agreements will begin with the 2023 season and run through the 2033 season, the league announces, March 18.
- ▶ Recognizing it as a monumental moment in league history, Commissioner Roger Goodell and the NFL announced an enhanced season structure with each team playing 17 regular-season games. The NFL-NFLPA Collective Bargaining Agreement signed in March of 2020 enabled the league, with the approval of the union and its players, to enhance the regular season with a move to 17 games, providing fans an extra week of regular-season NFL action. At a virtual league meeting, NFL clubs approved the league's first scheduling structure change since 1978, March 30.
- ▶ The league announced its first-ever U.S. sportsbook partnerships as Caesars Entertainment, DraftKings and FanDuel reached agreements to become Official Sports Betting Partners of the NFL, giving all three exclusive ability to leverage NFL marks within the sports-betting category and activate around retail and online sports betting, April 15.
- ▶ Amazon Prime Video will become the exclusive home of Thursday Night Football beginning with the 2022 season, the NFL announced May 3.
- ▶ The NFL announced its initial schedule featuring each team playing 17 regular-season and three preseason games, the first change to the schedule since 1978, when NFL teams began playing 16 regular-season and four preseason games, May 12.
- ▶ The NFL Foundation announced nearly \$2 million in donations toward pandemic recovery and COVID-19 vaccine services in vulnerable communities across the country, May 18.

NFL COMMISSIONERS AND PRESIDENTS*

1920	Jim Thorpe, President
1921-39	Joe Carr, President
1939-41	Carl Storck, President
1941-46	Elmer Layden, Commissioner
1946-1959	Bert Bell, Commissioner
1960-1989	Pete Rozelle, Commissioner
1989-2006	Paul Tagliabue, Commissioner
2006-present	Roger Goodell, Commissioner

**NFL treasurer Austin Gunsel served as president in the office of the commissioner following the death of Bert Bell (Oct. 11, 1959) until the election of Pete Rozelle (Jan. 26, 1960).*

PAST STANDINGS

2020

AMERICAN CONFERENCE

East Division					
W	L	T	Pct.	Pts.	OP
Buffalo	13	3	0	813	501 375
Miami	10	6	0	625	404 338
New England	7	9	0	438	326 353
New York Jets	2	14	0	125	243 457
North Division					
W	L	T	Pct.	Pts.	OP
Pittsburgh	12	4	0	750	416 312
Baltimore*	11	5	0	688	468 303
Cleveland*	11	5	0	688	408 419
Cincinnati	4	11	1	281	311 424
South Division					
W	L	T	Pct.	Pts.	OP
Tennessee	11	5	0	688	491 439
Indianapolis*	11	5	0	688	451 362
Houston	4	12	0	250	384 464
Jacksonville	1	15	0	063	306 492
West Division					
W	L	T	Pct.	Pts.	OP
Kansas City#	14	2	0	875	473 362
Las Vegas	8	8	0	500	434 478
Los Angeles Chargers	7	9	0	438	384 426
Denver	5	11	0	313	323 446

NATIONAL CONFERENCE

East Division					
W	L	T	Pct.	Pts.	OP
Washington	7	9	0	438	335 329
New York Giants	6	10	0	375	280 357
Dallas	6	10	0	375	395 473
Philadelphia	4	11	1	281	334 418
North Division					
W	L	T	Pct.	Pts.	OP
Green Bay#	13	3	0	813	509 369
Chicago*	8	8	0	500	372 370
Minnesota	7	9	0	438	430 475
Detroit	5	11	0	313	377 519
South Division					
W	L	T	Pct.	Pts.	OP
New Orleans	12	4	0	750	482 337
Tampa Bay*	11	5	0	688	492 355
Carolina	5	11	0	313	350 402
Atlanta	4	12	0	250	396 414
West Division					
W	L	T	Pct.	Pts.	OP
Seattle	12	4	0	750	459 371
Los Angeles Rams*	10	6	0	625	372 296
Arizona	8	8	0	500	410 367
San Francisco	6	10	0	375	376 390

**Wild Card qualifier for playoffs; #Top playoff seed in conference.*

Baltimore finished ahead of Cleveland based on head-to-head sweep and ahead of Indianapolis based on head-to-head victory. Cleveland finished ahead of Indianapolis based on head-to-head victory. Tennessee finished ahead of Indianapolis based on better division record (5-1 to Colts' 4-2). New Orleans finished ahead of Seattle based on better conference record (10-2 to Seahawks' 9-3). Chicago finished ahead of Arizona based on better record in common games (3-2 to Cardinals' 1-4).

Wild Card Playoff Games: BUFFALO 27, Indianapolis 24

Baltimore 20, TENNESSEE 13
Cleveland 48, PITTSBURGH 37

Divisional Playoff Games: BUFFALO 17, Baltimore 3

KANSAS CITY 22, Cleveland 17

AFC Championship Game: KANSAS CITY 38, Buffalo 24

Wild Card Playoff Games: Los Angeles Rams 30, SEATTLE 20

Tampa Bay 31, WASHINGTON 23

NEW ORLEANS 21, Chicago 9

Divisional Playoff Games: GREEN BAY 32, Los Angeles Rams 18

Tampa Bay 30, NEW ORLEANS 20

NFC Championship Game: Tampa Bay 31, GREEN BAY 26

Super Bowl LV: Tampa Bay (NFC) 31, Kansas City (AFC) 9

at Raymond James Stadium, Tampa, Florida

In Past Standings section, home teams in playoff games are indicated by capital letters.

Playoff Seeds

AFC

1. Kansas City
2. Buffalo
3. Pittsburgh
4. Tennessee
5. Baltimore
6. Cleveland
7. Indianapolis

NFC

1. Green Bay
2. New Orleans
3. Seattle
4. Washington
5. Tampa Bay
6. L.A. Rams
7. Chicago

2019

AMERICAN CONFERENCE

East Division					
W	L	T	Pct.	Pts.	OP
New England	12	4	0	750	420 225
Buffalo*	10	6	0	625	314 259
New York Jets	7	9	0	438	276 359
Miami	5	11	0	313	306 494
North Division					
W	L	T	Pct.	Pts.	OP
Baltimore#	14	2	0	875	531 282
Pittsburgh	8	8	0	500	289 303
Cleveland	6	10	0	375	335 393
Cincinnati	2	14	0	125	279 420
South Division					
W	L	T	Pct.	Pts.	OP
Houston	10	6	0	625	378 385
Tennessee*	9	7	0	563	402 331
Indianapolis	7	9	0	438	361 373
Jacksonville	6	10	0	375	300 397
West Division					
W	L	T	Pct.	Pts.	OP
Kansas City	12	4	0	750	451 308
Denver	7	9	0	438	282 316
Oakland	7	9	0	438	313 419
Los Angeles Chargers	5	11	0	313	337 345

NATIONAL CONFERENCE

East Division					
W	L	T	Pct.	Pts.	OP
Philadelphia	9	7	0	563	385 354
Dallas	8	8	0	500	434 321
New York Giants	4	12	0	250	341 451
Washington	3	13	0	188	266 435
North Division					
W	L	T	Pct.	Pts.	OP
Green Bay	13	3	0	813	376 313
Minnesota*	10	6	0	625	407 303
Chicago	8	8	0	500	280 298
Detroit	3	12	1	219	341 423
South Division					
W	L	T	Pct.	Pts.	OP
New Orleans	13	3	0	813	458 341
Atlanta	7	9	0	438	381 399
Tampa Bay	7	9	0	438	458 449
Carolina	5	11	0	313	340 470
West Division					
W	L	T	Pct.	Pts.	OP
San Francisco#	13	3	0	813	479 310
Seattle*	11	5	0	688	405 398
Los Angeles Rams	9	7	0	563	394 364
Arizona	5	10	1	344	361 442

**Wild Card qualifier for playoffs; #Top playoff seed in conference.*

Kansas City finished ahead of New England based on head-to-head victory. Denver finished ahead of Oakland based on better conference record (6-6 to Raiders' 5-7). San Francisco finished ahead of Green Bay and New Orleans based on head-to-head victory against both teams. Green Bay finished ahead of New Orleans based on better conference record (10-2 to Saints' 9-3). Atlanta finished ahead of Tampa Bay based on better division record (4-2 to Buccaneers' 2-4).

Wild Card Playoff Games: HOUSTON 22, Buffalo 19 (OT);

Tennessee 20, NEW ENGLAND 13

Divisional Playoff Games: Tennessee 28, BALTIMORE 12;

KANSAS CITY 51, Houston 31

AFC Championship Game: KANSAS CITY 35, Tennessee 24

Wild Card Playoff Games: Minnesota 26, NEW ORLEANS 20 (OT);

Seattle 17, PHILADELPHIA 9

Divisional Playoff Games: SAN FRANCISCO 27, Minnesota 10;

GREEN BAY 28, Seattle 23

NFC Championship Game: SAN FRANCISCO 37, Green Bay 20

Super Bowl LIV: Kansas City (AFC) 31, San Francisco (NFC) 20

at Hard Rock Stadium, Miami, Florida

Playoff Seeds

AFC

1. Baltimore
2. Kansas City
3. New England
4. Houston
5. Buffalo
6. Tennessee

NFC

1. San Francisco
2. Green Bay
3. New Orleans
4. Philadelphia
5. Seattle
6. Minnesota

PAST STANDINGS

2018

AMERICAN CONFERENCE						NATIONAL CONFERENCE							
East Division						East Division							
W	L	T	Pct.	Pts.	OP	W	L	T	Pct.	Pts.	OP		
New England	11	5	0	688	436	325	Dallas	10	6	0	625	339	324
Miami	7	9	0	438	319	433	Philadelphia*	9	7	0	563	367	348
Buffalo	6	10	0	375	269	374	Washington	7	9	0	438	281	359
New York Jets	4	12	0	250	333	441	New York Giants	5	11	0	313	369	412
North Division						North Division							
W	L	T	Pct.	Pts.	OP	W	L	T	Pct.	Pts.	OP		
Baltimore	10	6	0	625	389	287	Chicago	12	4	0	750	421	283
Pittsburgh	9	6	1	594	428	360	Minnesota	8	7	1	531	360	341
Cleveland	7	8	1	469	359	392	Green Bay	6	9	1	406	376	400
Cincinnati	6	10	0	375	368	455	Detroit	6	10	0	375	324	360
South Division						South Division							
W	L	T	Pct.	Pts.	OP	W	L	T	Pct.	Pts.	OP		
Houston	11	5	0	688	402	316	New Orleans#	13	3	0	813	504	353
Indianapolis*	10	6	0	625	433	344	Atlanta	7	9	0	438	414	423
Tennessee	9	7	0	563	310	303	Carolina	7	9	0	438	376	382
Jacksonville	5	11	0	313	245	316	Tampa Bay	5	11	0	313	396	464
West Division						West Division							
W	L	T	Pct.	Pts.	OP	W	L	T	Pct.	Pts.	OP		
Kansas City#	12	4	0	750	565	421	Los Angeles Rams	13	3	0	813	527	384
Los Angeles Chargers*	12	4	0	750	428	329	Seattle*	10	6	0	625	428	347
Denver	6	10	0	375	329	349	San Francisco	4	12	0	250	342	435
Oakland	4	12	0	250	290	467	Arizona	3	13	0	188	225	425

*Wild Card qualifier for playoffs; #Top playoff seed in conference.
 New England finished ahead of Houston based on head-to-head victory. Kansas City finished ahead of Los Angeles Chargers based on better division record (5-1 to Chargers' 4-2). New Orleans finished ahead of L.A. Rams based on head-to-head victory. Atlanta finished ahead of Carolina based on head-to-head sweep.

Wild Card Playoff Games: Indianapolis 21, HOUSTON 7;
 Los Angeles Chargers 23, BALTIMORE 17
 Divisional Playoff Games: KANSAS CITY 31, Indianapolis 13;
 NEW ENGLAND 41, Los Angeles Chargers 28
 AFC Championship Game: New England 37, KANSAS CITY 31 (OT)
 Wild Card Playoff Games: Philadelphia 16, CHICAGO 15;
 DALLAS 24, Seattle 22
 Divisional Playoff Games: LOS ANGELES RAMS 30, Dallas 22;
 NEW ORLEANS 20, Philadelphia 14
 NFC Championship Game: Los Angeles Rams 26, NEW ORLEANS 23 (OT)
 Super Bowl LIII: New England (AFC) 13, Los Angeles Rams (NFC) 3
 at Mercedes-Benz Stadium, Atlanta, Georgia

Playoff Seeds

- AFC**
1. Kansas City
 2. New England
 3. Houston
 4. Baltimore
 5. Los Angeles Chargers
 6. Indianapolis

- NFC**
1. New Orleans
 2. Los Angeles Rams
 3. Chicago
 4. Dallas
 5. Seattle
 6. Philadelphia

2017

AMERICAN CONFERENCE						NATIONAL CONFERENCE							
East Division						East Division							
W	L	T	Pct.	Pts.	OP	W	L	T	Pct.	Pts.	OP		
New England#	13	3	0	813	458	296	Philadelphia#	13	3	0	813	457	295
Buffalo*	9	7	0	563	302	359	Dallas	9	7	0	563	354	332
Miami	6	10	0	375	281	393	Washington	7	9	0	438	342	388
New York Jets	5	11	0	313	298	382	New York Giants	3	13	0	188	246	388
North Division						North Division							
W	L	T	Pct.	Pts.	OP	W	L	T	Pct.	Pts.	OP		
Pittsburgh	13	3	0	813	406	308	Minnesota	13	3	0	813	382	252
Baltimore	9	7	0	563	395	303	Detroit	9	7	0	563	410	376
Cincinnati	7	9	0	438	290	349	Green Bay	7	9	0	438	320	384
Cleveland	0	16	0	000	234	410	Chicago	5	11	0	313	264	320
South Division						South Division							
W	L	T	Pct.	Pts.	OP	W	L	T	Pct.	Pts.	OP		
Jacksonville	10	6	0	625	417	268	New Orleans	11	5	0	688	448	326
Tennessee*	9	7	0	563	334	356	Carolina*	11	5	0	688	363	327
Indianapolis	4	12	0	250	263	404	Atlanta*	10	6	0	625	353	315
Houston	4	12	0	250	338	436	Tampa Bay	5	11	0	313	335	382
West Division						West Division							
W	L	T	Pct.	Pts.	OP	W	L	T	Pct.	Pts.	OP		
Kansas City	10	6	0	625	415	339	Los Angeles Rams	11	5	0	688	478	329
Los Angeles Chargers	9	7	0	563	355	272	Seattle	9	7	0	563	366	332
Oakland	6	10	0	375	301	373	Arizona	8	8	0	500	295	361
Denver	5	11	0	313	289	382	San Francisco	6	10	0	375	331	383

*Wild Card qualifier for playoffs; #Top playoff seed in conference.
 Indianapolis finished ahead of Houston based on head-to-head sweep.
 Tennessee finished ahead of Buffalo, Baltimore and Los Angeles Chargers based on better conference record (Titans 8-4 to Bills 7-5, Ravens 7-5 and Chargers 7-5). Buffalo and Baltimore had better conference record than Los Angeles Chargers (Bills 7-5 and Ravens 7-5 to Chargers 6-6). Buffalo finished ahead of Baltimore based on better strength of victory (.396 to Ravens .299). New Orleans finished ahead of Carolina based on head-to-head sweep.

Wild Card Playoff Games: Tennessee 22, KANSAS CITY 21;
 JACKSONVILLE 10, Buffalo 3
 Divisional Playoff Games: NEW ENGLAND 35, Tennessee 14;
 Jacksonville 45, PITTSBURGH 42
 AFC Championship Game: NEW ENGLAND 24, Jacksonville 20
 Wild Card Playoff Games: Atlanta 26, LOS ANGELES RAMS 13;
 NEW ORLEANS 31, Carolina 26
 Divisional Playoff Games: PHILADELPHIA 15, Atlanta 10;
 MINNESOTA 29, New Orleans 24
 NFC Championship Game: PHILADELPHIA 38, Minnesota 7
 Super Bowl LI: Philadelphia (NFC) 41, New England (AFC) 33
 at U.S. Bank Stadium, Minneapolis, Minnesota

Playoff Seeds

- AFC**
1. New England
 2. Pittsburgh
 3. Jacksonville
 4. Kansas City
 5. Tennessee
 6. Buffalo

- NFC**
1. Philadelphia
 2. Minnesota
 3. Los Angeles Rams
 4. New Orleans
 5. Carolina
 6. Atlanta

PAST STANDINGS

2016

AMERICAN CONFERENCE						NATIONAL CONFERENCE							
East Division			West Division			East Division			West Division				
W	L	T	Pct.	Pts.	OP	W	L	T	Pct.	Pts.	OP		
New England#	14	2	0	.875	441	250	Dallas#	13	3	0	.813	421	306
Miami*	10	6	0	.625	363	380	New York Giants*	11	5	0	.688	310	284
Buffalo	7	9	0	.438	399	378	Washington	8	7	1	.531	396	383
New York Jets	5	11	0	.313	275	409	Philadelphia	7	9	0	.438	367	331
North Division						North Division							
W	L	T	Pct.	Pts.	OP	W	L	T	Pct.	Pts.	OP		
Pittsburgh	11	5	0	.688	399	327	Green Bay	10	6	0	.625	432	388
Baltimore	8	8	0	.500	343	321	Detroit*	9	7	0	.563	346	358
Cincinnati	6	9	1	.406	325	315	Minnesota	8	8	0	.500	327	307
Cleveland	1	15	0	.063	264	452	Chicago	3	13	0	.188	279	399
South Division						South Division							
W	L	T	Pct.	Pts.	OP	W	L	T	Pct.	Pts.	OP		
Houston	9	7	0	.563	279	328	Atlanta	11	5	0	.688	540	406
Tennessee	9	7	0	.563	381	378	Tampa Bay	9	7	0	.563	354	369
Indianapolis	8	8	0	.500	411	392	New Orleans	7	9	0	.438	469	454
Jacksonville	3	13	0	.188	318	400	Carolina	6	10	0	.375	369	402
West Division						West Division							
W	L	T	Pct.	Pts.	OP	W	L	T	Pct.	Pts.	OP		
Kansas City	12	4	0	.750	389	311	Seattle	10	5	1	.656	354	292
Oakland*	12	4	0	.750	416	385	Arizona	7	8	1	.469	418	362
Denver	9	7	0	.563	333	297	Los Angeles	4	12	0	.250	224	394
San Diego	5	11	0	.313	410	423	San Francisco	2	14	0	.125	309	480

*Wild Card qualifier for playoffs; #Top playoff seed in conference.
 Houston finished ahead of Tennessee based on better division record (5-1 to Titans' 2-4). Kansas City finished ahead of Oakland based on head-to-head sweep. Detroit finished ahead of Tampa Bay based on better record vs. common opponents (3-2 to Buccaneers' 2-3).

Wild Card Playoff Games: HOUSTON 27, Oakland 14; PITTSBURGH 30, Miami 12

Divisional Playoff Games: NEW ENGLAND 34, Houston 16; Pittsburgh 18, KANSAS CITY 16

AFC Championship Game: NEW ENGLAND 36, Pittsburgh 17

Wild Card Playoff Games: SEATTLE 26, Detroit 6; GREEN BAY 38, New York Giants 13

Divisional Playoff Games: ATLANTA 36, Seattle 20; Green Bay 34, DALLAS 31

NFC Championship Game: ATLANTA 44, Green Bay 21

Super Bowl LI: New England (AFC) 34, Atlanta (NFC) 28 (OT) at NRG Stadium, Houston, Texas

Playoff Seeds

- AFC**
1. New England
 2. Kansas City
 3. Pittsburgh
 4. Houston
 5. Oakland
 6. Miami

- NFC**
1. Dallas
 2. Atlanta
 3. Seattle
 4. Green Bay
 5. N.Y. Giants
 6. Detroit

2015

AMERICAN CONFERENCE						NATIONAL CONFERENCE							
East Division			West Division			East Division			West Division				
W	L	T	Pct.	Pts.	OP	W	L	T	Pct.	Pts.	OP		
New England	12	4	0	.750	465	315	Washington	9	7	0	.563	388	379
New York Jets	10	6	0	.625	387	314	Philadelphia	7	9	0	.438	377	430
Buffalo	8	8	0	.500	379	359	New York Giants	6	10	0	.375	420	442
Miami	6	10	0	.375	310	389	Dallas	4	12	0	.250	275	374
North Division						North Division							
W	L	T	Pct.	Pts.	OP	W	L	T	Pct.	Pts.	OP		
Cincinnati	12	4	0	.750	419	279	Minnesota	11	5	0	.688	365	302
Pittsburgh*	10	6	0	.625	423	319	Green Bay*	10	6	0	.625	368	323
Baltimore	5	11	0	.313	328	401	Detroit	7	9	0	.438	358	400
Cleveland	3	13	0	.188	278	432	Chicago	6	10	0	.375	335	397
South Division						South Division							
W	L	T	Pct.	Pts.	OP	W	L	T	Pct.	Pts.	OP		
Houston	9	7	0	.563	339	313	Carolina#	15	1	0	.938	500	308
Indianapolis	8	8	0	.500	333	408	Atlanta	8	8	0	.500	339	345
Jacksonville	5	11	0	.313	376	448	New Orleans	7	9	0	.438	408	476
Tennessee	3	13	0	.188	299	423	Tampa Bay	6	10	0	.375	342	417
West Division						West Division							
W	L	T	Pct.	Pts.	OP	W	L	T	Pct.	Pts.	OP		
Denver#	12	4	0	.750	355	296	Arizona	13	3	0	.813	489	313
Kansas City*	11	5	0	.688	405	287	Seattle*	10	6	0	.625	423	277
Oakland	7	9	0	.438	359	399	St. Louis	7	9	0	.438	280	330
San Diego	4	12	0	.250	320	398	San Francisco	5	11	0	.313	238	387

*Wild Card qualifier for playoffs; #Top playoff seed in conference.
 Denver finished ahead of New England and Cincinnati based on head-to-head victory against each team. New England finished ahead of Cincinnati based on better record vs. common opponents (4-1 to Bengals' 2-3). Pittsburgh finished ahead of New York Jets based on better record vs. common opponents (4-1 to Jets' 3-2). Green Bay finished ahead of Seattle based on head-to-head victory.

Wild Card Playoff Games: Kansas City 30, HOUSTON 0; Pittsburgh 18, CINCINNATI 16

Divisional Playoff Games: NEW ENGLAND 27, Kansas City 20; DENVER 23, Pittsburgh 16

AFC Championship Game: DENVER 20, New England 18

Wild Card Playoff Games: Seattle 10, MINNESOTA 9; Green Bay 35, WASHINGTON 18

Divisional Playoff Games: ARIZONA 26, Green Bay 20 (OT); CAROLINA 31, Seattle 24

NFC Championship Game: CAROLINA 49, Arizona 15
 Super Bowl 50: Denver (AFC) 24, Carolina (NFC) 10 at Levi's Stadium, Santa Clara, California

Playoff Seeds

- AFC**
1. Denver
 2. New England
 3. Cincinnati
 4. Houston
 5. Kansas City
 6. Pittsburgh

- NFC**
1. Carolina
 2. Arizona
 3. Minnesota
 4. Washington
 5. Green Bay
 6. Seattle

PAST STANDINGS

2014

AMERICAN CONFERENCE						NATIONAL CONFERENCE							
East Division						East Division							
W	L	T	Pct.	Pts.	OP	W	L	T	Pct.	Pts.	OP		
New England#	12	4	0	.750	468	313	Dallas	12	4	0	.750	467	352
Buffalo	9	7	0	.563	343	289	Philadelphia	10	6	0	.625	474	400
Miami	8	8	0	.500	388	373	New York Giants	6	10	0	.375	380	400
New York Jets	4	12	0	.250	283	401	Washington	4	12	0	.250	301	438
North Division						North Division							
W	L	T	Pct.	Pts.	OP	W	L	T	Pct.	Pts.	OP		
Pittsburgh	11	5	0	.688	436	368	Green Bay	12	4	0	.750	486	348
Cincinnati*	10	5	1	.666	365	344	Detroit*	11	5	0	.688	321	282
Baltimore*	10	6	0	.625	409	302	Minnesota	7	9	0	.438	325	343
Cleveland	7	9	0	.438	299	337	Chicago	5	11	0	.313	319	442
South Division						South Division							
W	L	T	Pct.	Pts.	OP	W	L	T	Pct.	Pts.	OP		
Indianapolis	11	5	0	.688	458	369	Carolina	7	8	1	.469	339	374
Houston	9	7	0	.563	372	307	New Orleans	7	9	0	.438	401	424
Jacksonville	3	13	0	.188	249	412	Atlanta	6	10	0	.375	381	417
Tennessee	2	14	0	.125	254	438	Tampa Bay	2	14	0	.125	277	410
West Division						West Division							
W	L	T	Pct.	Pts.	OP	W	L	T	Pct.	Pts.	OP		
Denver	12	4	0	.750	482	354	Seattle#	12	4	0	.750	394	254
Kansas City	9	7	0	.563	353	281	Arizona*	11	5	0	.688	310	299
San Diego	9	7	0	.563	348	348	San Francisco	8	8	0	.500	306	340
Oakland	3	13	0	.188	253	452	St. Louis	6	10	0	.375	324	354

*Wild Card qualifier for playoffs; #Top playoff seed in conference.
 New England finished ahead of Denver based on head-to-head victory. Pittsburgh finished ahead of Indianapolis based on head-to-head victory. Kansas City finished ahead of San Diego based on head-to-head sweep. Seattle finished ahead of Green Bay and Dallas based on better conference record (10-2 to Packers' 9-3 to Cowboys' 8-4). Green Bay finished ahead of Dallas based on better conference record (9-3 to Cowboys' 8-4). Arizona finished ahead of Detroit based on head-to-head victory.

- Wild Card Playoff Games: Baltimore 30, PITTSBURGH 17;
 INDIANAPOLIS 26, Cincinnati 10
 Divisional Playoff Games: NEW ENGLAND 35, Baltimore 31;
 Indianapolis 24, DENVER 13
 AFC Championship Game: NEW ENGLAND 45, Indianapolis 7
 Wild Card Playoff Games: CAROLINA 27, Arizona 16;
 DALLAS 24, Detroit 20
 Divisional Playoff Games: SEATTLE 31, Carolina 17;
 GREEN BAY 26, Dallas 21
 NFC Championship Game: SEATTLE 28, Green Bay 22 (OT)
 Super Bowl XLIX: New England (AFC) 28, Seattle (NFC) 24
 at University of Phoenix Stadium, Glendale, Arizona

- Playoff Seeds**
AFC
 1. New England
 2. Denver
 3. Pittsburgh
 4. Indianapolis
 5. Cincinnati
 6. Baltimore

- NFC**
 1. Seattle
 2. Green Bay
 3. Dallas
 4. Carolina
 5. Arizona
 6. Detroit

2013

AMERICAN CONFERENCE						NATIONAL CONFERENCE							
East Division						East Division							
W	L	T	Pct.	Pts.	OP	W	L	T	Pct.	Pts.	OP		
New England	12	4	0	.750	444	338	Philadelphia	10	6	0	.625	442	382
New York Jets	8	8	0	.500	290	387	Dallas	8	8	0	.500	439	432
Miami	8	8	0	.500	317	335	New York Giants	7	9	0	.438	294	383
Buffalo	6	10	0	.375	339	388	Washington	3	13	0	.188	334	478
North Division						North Division							
W	L	T	Pct.	Pts.	OP	W	L	T	Pct.	Pts.	OP		
Cincinnati	11	5	0	.688	430	305	Green Bay	8	7	1	.531	417	428
Pittsburgh	8	8	0	.500	379	370	Chicago	8	8	0	.500	445	478
Baltimore	8	8	0	.500	320	352	Detroit	7	9	0	.438	395	376
Cleveland	4	12	0	.250	308	406	Minnesota	5	10	1	.344	391	480
South Division						South Division							
W	L	T	Pct.	Pts.	OP	W	L	T	Pct.	Pts.	OP		
Indianapolis	11	5	0	.688	391	336	Carolina	12	4	0	.438	366	241
Tennessee	7	9	0	.438	362	381	New Orleans*	11	5	0	.438	414	304
Jacksonville	4	12	0	.250	247	449	Atlanta	4	12	0	.813	353	443
Houston	2	14	0	.125	276	428	Tampa Bay	4	12	0	.438	288	389
West Division						West Division							
W	L	T	Pct.	Pts.	OP	W	L	T	Pct.	Pts.	OP		
Denver#	13	3	0	.813	606	399	Seattle#	13	3	0	.813	417	231
Kansas City*	11	5	0	.688	430	305	San Francisco*	12	4	0	.750	406	272
San Diego*	9	7	0	.563	396	348	Arizona	10	6	0	.625	379	324
Oakland	4	12	0	.250	322	453	St. Louis	7	9	0	.438	348	364

*Wild Card qualifier for playoffs; #Top playoff seed in conference.
 Cincinnati finished ahead of Indianapolis based on head-to-head victory.
 New York Jets finished ahead of Miami based on better division record (3-3 to Dolphins' 2-4). Pittsburgh finished ahead of Baltimore based on better division record (4-2 to Ravens' 3-3). Atlanta finished ahead of Tampa Bay based on better conference record (3-9 to Buccaneers' 2-10).

- Wild Card Playoff Games: INDIANAPOLIS 45, Kansas City 44;
 San Diego 27, CINCINNATI 10
 Divisional Playoff Games: NEW ENGLAND 43, Indianapolis 22;
 DENVER 24, San Diego 17
 AFC Championship Game: DENVER 26, New England 16
 Wild Card Playoff Games: New Orleans 26, PHILADELPHIA 24;
 San Francisco 23, GREEN BAY 20
 Divisional Playoff Games: SEATTLE 23, New Orleans 15;
 San Francisco 23, CAROLINA 10
 NFC Championship Game: SEATTLE 23, San Francisco 17
 Super Bowl XLVIII: Seattle (NFC) 43, Denver (AFC) 8
 at MetLife Stadium, New York-New Jersey

Playoff Seeds

- AFC**
 1. Denver
 2. New England
 3. Cincinnati
 4. Indianapolis
 5. Kansas City
 6. San Diego

- NFC**
 1. Seattle
 2. Carolina
 3. Philadelphia
 4. Green Bay
 5. San Francisco
 6. New Orleans

PAST STANDINGS

2012

AMERICAN CONFERENCE						NATIONAL CONFERENCE							
East Division						East Division							
	W	L	T	Pct.	Pts.	OP		W	L	T	Pct.	Pts.	OP
New England	12	4	0	.750	557	331	Washington	10	6	0	.625	436	388
Miami	7	9	0	.438	288	317	New York Giants	9	7	0	.563	429	344
New York Jets	6	10	0	.375	281	375	Dallas	8	8	0	.500	376	400
Buffalo	6	10	0	.375	344	435	Philadelphia	4	12	0	.250	280	444
North Division						North Division							
	W	L	T	Pct.	Pts.	OP		W	L	T	Pct.	Pts.	OP
Baltimore	10	6	0	.625	398	344	Green Bay	11	5	0	.688	433	336
Cincinnati*	10	6	0	.625	391	320	Minnesota*	10	6	0	.625	379	348
Pittsburgh	8	8	0	.500	336	314	Chicago	10	6	0	.625	375	277
Cleveland	5	11	0	.313	302	368	Detroit	4	12	0	.250	372	437
South Division						South Division							
	W	L	T	Pct.	Pts.	OP		W	L	T	Pct.	Pts.	OP
Houston	12	4	0	.750	416	331	Atlanta#	13	3	0	.813	419	299
Indianapolis*	11	5	0	.688	357	387	Carolina	7	9	0	.438	357	363
Tennessee	6	10	0	.375	330	471	New Orleans	7	9	0	.438	461	454
Jacksonville	2	14	0	.125	255	444	Tampa Bay	7	9	0	.438	389	394
West Division						West Division							
	W	L	T	Pct.	Pts.	OP		W	L	T	Pct.	Pts.	OP
Denver#	13	3	0	.813	481	289	San Francisco	11	4	1	.719	397	273
San Diego	7	9	0	.438	350	350	Seattle*	11	5	0	.688	412	245
Oakland	4	12	0	.250	290	443	St. Louis	7	8	1	.469	299	348
Kansas City	2	14	0	.125	211	425	Arizona	5	11	0	.313	250	357

*Wild Card qualifier for playoffs; #Top playoff seed in conference
 New York Jets finished ahead of Buffalo based on better record in common games (5-7 to Bills' 3-9). Baltimore finished ahead of Cincinnati based on better division record (4-2 to Bengals' 3-3). New England finished ahead of Houston based on head-to-head victory. Minnesota finished ahead of Chicago based on better division record (4-2 to Bears' 3-3). Carolina finished ahead of New Orleans and Tampa Bay based on better record against common opponents than Tampa Bay (6-4 to Buccaneers' 5-5) and head-to-head sweep over the Saints. New Orleans finished ahead of Tampa Bay based on head-to-head sweep.

Wild Card Playoff Games: HOUSTON 19, Cincinnati 13;
 BALTIMORE 24, Indianapolis 9
 Divisional Playoff Games: NEW ENGLAND 41, Houston 28;
 Baltimore 38, DENVER 35 (2 OT)
 AFC Championship Game: Baltimore 28, NEW ENGLAND 13
 Wild Card Playoff Games: GREEN BAY 24, Minnesota 10;
 Seattle 24, WASHINGTON 14
 Divisional Playoff Games: ATLANTA 30, Seattle 28;
 SAN FRANCISCO 45, Green Bay 31
 NFC Championship Game: San Francisco 28, ATLANTA 24
 Super Bowl XLVII: Baltimore (AFC) 34, San Francisco (NFC) 31
 at Mercedes-Benz Superdome, New Orleans, Louisiana

Playoff Seeds

- AFC**
1. Denver
 2. New England
 3. Houston
 4. Baltimore
 5. Indianapolis
 6. Cincinnati

- NFC**
1. Atlanta
 2. San Francisco
 3. Green Bay
 4. Washington
 5. Seattle
 6. Minnesota

2011

AMERICAN CONFERENCE						NATIONAL CONFERENCE							
East Division						East Division							
	W	L	T	Pct.	Pts.	OP		W	L	T	Pct.	Pts.	OP
New England#	13	3	0	.813	513	342	New York Giants	9	7	0	.563	394	400
New York Jets	8	8	0	.500	377	363	Philadelphia	8	8	0	.500	396	328
Miami	6	10	0	.375	329	313	Dallas	8	8	0	.500	369	347
Buffalo	6	10	0	.375	372	434	Washington	5	11	0	.313	288	367
North Division						North Division							
	W	L	T	Pct.	Pts.	OP		W	L	T	Pct.	Pts.	OP
Baltimore	12	4	0	.750	378	266	Green Bay#	15	1	0	.938	560	359
Pittsburgh*	12	4	0	.750	325	227	Detroit*	10	6	0	.625	474	387
Cincinnati*	9	7	0	.563	344	323	Chicago	8	8	0	.500	353	341
Cleveland	4	12	0	.250	218	307	Minnesota	3	13	0	.188	340	449
South Division						South Division							
	W	L	T	Pct.	Pts.	OP		W	L	T	Pct.	Pts.	OP
Houston	10	6	0	.625	381	278	New Orleans	13	3	0	.813	547	339
Tennessee	9	7	0	.563	325	317	Atlanta*	10	6	0	.625	402	350
Jacksonville	5	11	0	.313	243	329	Carolina	6	10	0	.375	406	429
Indianapolis	2	14	0	.125	243	430	Tampa Bay	4	12	0	.250	287	494
West Division						West Division							
	W	L	T	Pct.	Pts.	OP		W	L	T	Pct.	Pts.	OP
Denver	8	8	0	.500	309	390	San Francisco	13	3	0	.813	380	229
San Diego	8	8	0	.500	406	377	Arizona	8	8	0	.500	312	348
Oakland	8	8	0	.500	359	433	Seattle	7	9	0	.438	321	315
Kansas City	7	9	0	.438	212	338	St. Louis	2	14	0	.125	193	407

*Wild Card qualifier for playoffs; #Top playoff seed in conference
 Miami finished ahead of Buffalo based on head-to-head sweep.
 Baltimore finished ahead of Pittsburgh based on head-to-head sweep. Denver finished ahead of San Diego and Oakland based on best record in common games (Denver 5-5; Oakland 4-6; San Diego 4-6). San Diego finished ahead of Oakland based on better conference record (7-5 to Raiders' 6-6). Cincinnati finished ahead of Tennessee based on head-to-head victory. Philadelphia finished ahead of Dallas based on head-to-head sweep. Atlanta finished ahead of Detroit based on head-to-head victory. San Francisco finished ahead of New Orleans based on better conference record (10-2 to Saints' 9-3).

Wild Card Playoff Games: HOUSTON 31, Cincinnati 10;
 DENVER 29, Pittsburgh 23 (OT)
 Divisional Playoff Games: NEW ENGLAND 45, Denver 10;
 BALTIMORE 20, Houston 13
 AFC Championship Game: NEW ENGLAND 23, Baltimore 20
 Wild Card Playoff Games: NEW ORLEANS 45, Detroit 28;
 NEW YORK GIANTS 24, Atlanta 2
 Divisional Playoff Games: SAN FRANCISCO 36, New Orleans 32;
 New York Giants 37, GREEN BAY 20
 NFC Championship Game: New York Giants 20, SAN FRANCISCO 17 (OT)
 Super Bowl XLVI: New York Giants (NFC) 21, New England (AFC) 17
 at Lucas Oil Stadium, Indianapolis

Playoff Seeds

- AFC**
1. New England
 2. Baltimore
 3. Houston
 4. Denver
 5. Pittsburgh
 6. Cincinnati

- NFC**
1. Green Bay
 2. San Francisco
 3. New Orleans
 4. New York Giants
 5. Atlanta
 6. Detroit

PAST STANDINGS

2010

AMERICAN CONFERENCE

East Division	W	L	T	Pct.	Pts.	OP
New England#	14	2	0	.875	518	313
New York Jets*	11	5	0	.688	367	304
Miami	7	9	0	.438	273	333
Buffalo	4	12	0	.250	283	425
North Division	W	L	T	Pct.	Pts.	OP
Pittsburgh	12	4	0	.750	375	232
Baltimore*	12	4	0	.750	357	270
Cleveland	5	11	0	.313	271	332
Cincinnati	4	12	0	.250	322	395
South Division	W	L	T	Pct.	Pts.	OP
Indianapolis	10	6	0	.625	435	388
Jacksonville	8	8	0	.500	353	419
Houston	6	10	0	.375	390	427
Tennessee	6	10	0	.375	356	339
West Division	W	L	T	Pct.	Pts.	OP
Kansas City	10	6	0	.625	366	326
San Diego	9	7	0	.563	441	322
Oakland	8	8	0	.500	410	371
Denver	4	12	0	.250	344	471

NATIONAL CONFERENCE

East Division	W	L	T	Pct.	Pts.	OP
Philadelphia	10	6	0	.625	439	377
New York Giants	10	6	0	.625	394	347
Dallas	6	10	0	.375	394	436
Washington	6	10	0	.375	302	377
North Division	W	L	T	Pct.	Pts.	OP
Chicago	11	5	0	.688	334	286
Green Bay*	10	6	0	.625	388	240
Detroit	6	10	0	.375	362	369
Minnesota	6	10	0	.375	281	348
South Division	W	L	T	Pct.	Pts.	OP
Atlanta#	13	3	0	.813	414	288
New Orleans*	11	5	0	.688	384	307
Tampa Bay	10	6	0	.625	341	318
Carolina	2	14	0	.125	196	408
West Division	W	L	T	Pct.	Pts.	OP
Seattle	7	9	0	.438	310	407
St. Louis	7	9	0	.438	289	328
San Francisco	6	10	0	.375	305	346
Arizona	5	11	0	.313	289	434

*Wild Card qualifier for playoffs; #Top playoff seed in conference
 Pittsburgh finished ahead of Baltimore based on better division record (5-1 to 4-2). Indianapolis finished ahead of Kansas City based on head-to-head victory. Houston finished ahead of Tennessee based on better division record (3-3 to 2-4). Philadelphia finished ahead of the Giants based on head-to-head sweep. Dallas finished ahead of Washington based on better division record (3-3 to 2-4). Green Bay finished ahead of the Giants and Tampa Bay based on best strength of victory (Green Bay .475; Giants .400; Tampa Bay .344). Detroit finished ahead of Minnesota based on better division record (2-4 to 1-5). Seattle finished ahead of St. Louis based on better division record (4-2 to 3-3).

Wild Card Playoff Games: N.Y. Jets 17, INDIANAPOLIS 16; Baltimore 30, KANSAS CITY 7
 Divisional Playoff Games: PITTSBURGH 31, Baltimore 24; N.Y. Jets 28, NEW ENGLAND 21
 AFC Championship Game: PITTSBURGH 24, N.Y. Jets 19
 Wild Card Playoff Games: SEATTLE 41, New Orleans 36; Green Bay 21, PHILADELPHIA 16
 Divisional Playoff Games: Green Bay 48, ATLANTA 21; CHICAGO 35, Seattle 24
 NFC Championship Game: Green Bay 21, CHICAGO 14
 Super Bowl XLV: Green Bay (NFC) 31, Pittsburgh (AFC) 25 at Cowboys Stadium, North Texas

Playoff Seeds

AFC

1. New England
2. Pittsburgh
3. Indianapolis
4. Kansas City
5. Baltimore
6. N.Y. Jets

NFC

1. Atlanta
2. Chicago
3. Philadelphia
4. Seattle
5. New Orleans
6. Green Bay

2009

AMERICAN CONFERENCE

East Division	W	L	T	Pct.	Pts.	OP
New England	10	6	0	.625	427	285
New York Jets*	9	7	0	.563	348	236
Miami	7	9	0	.438	360	390
Buffalo	6	10	0	.375	258	326
North Division	W	L	T	Pct.	Pts.	OP
Cincinnati	10	6	0	.625	305	291
Baltimore*	9	7	0	.563	391	261
Pittsburgh	9	7	0	.563	368	324
Cleveland	5	11	0	.313	245	375
South Division	W	L	T	Pct.	Pts.	OP
Indianapolis#	14	2	0	.875	416	307
Houston	9	7	0	.563	388	333
Tennessee	8	8	0	.500	354	402
Jacksonville	7	9	0	.438	290	380
West Division	W	L	T	Pct.	Pts.	OP
San Diego	13	3	0	.813	454	320
Denver	8	8	0	.500	326	324
Oakland	5	11	0	.313	197	379
Kansas City	4	12	0	.250	294	424

NATIONAL CONFERENCE

East Division	W	L	T	Pct.	Pts.	OP
Dallas	11	5	0	.688	361	250
Philadelphia*	11	5	0	.688	429	337
New York Giants	8	8	0	.500	402	427
Washington	4	12	0	.250	266	336
North Division	W	L	T	Pct.	Pts.	OP
Minnesota	12	4	0	.750	470	312
Green Bay*	11	5	0	.688	461	297
Chicago	7	9	0	.438	327	375
Detroit	2	14	0	.125	262	494
South Division	W	L	T	Pct.	Pts.	OP
New Orleans#	13	3	0	.813	510	341
Atlanta	9	7	0	.563	363	325
Carolina	8	8	0	.500	315	308
Tampa Bay	3	13	0	.188	244	400
West Division	W	L	T	Pct.	Pts.	OP
Arizona	10	6	0	.625	375	325
San Francisco	8	8	0	.500	330	281
Seattle	5	11	0	.313	280	390
St. Louis	1	15	0	.063	175	436

*Wild Card qualifier for playoffs; #Top playoff seed in conference
 New England finished ahead of Cincinnati based on better strength of victory (.450 to Bengals' .438). Baltimore finished ahead of Pittsburgh based on better division record (3-3 to Steelers' 2-4). New York Jets finished ahead of Baltimore for first Wild Card based on better record vs. common opponents (4-1 to Ravens' 1-4) and ahead of Houston based on better conference record (7-5 to Texans' 6-6). Baltimore was second Wild Card based on better conference record than Houston (7-5 to Texans' 6-6). Dallas finished ahead of Philadelphia based on head-to-head sweep (2-0). Green Bay was first Wild Card ahead of Philadelphia based on better record vs. common opponents (4-1 to Eagles' 3-2).

Wild Card Playoff: New York Jets 24, CINCINNATI 14; Baltimore 33, NEW ENGLAND 14
 Divisional Playoff: INDIANAPOLIS 20, Baltimore 3; New York Jets 17, SAN DIEGO 14
 AFC Championship: INDIANAPOLIS 30, New York Jets 17
 Wild Card Playoff: DALLAS 34, Philadelphia 14; ARIZONA 51, Green Bay 45 (OT)
 Divisional Playoff Games: NEW ORLEANS 45, Arizona 14; MINNESOTA 34, Dallas 3
 NFC Championship Game: NEW ORLEANS 31, Minnesota 28 (OT)
 Super Bowl XLIV: New Orleans (NFC) 31, Indianapolis (AFC) 17 at Sun Life Stadium, South Florida

Playoff Seeds

AFC

1. Indianapolis
2. San Diego
3. New England
4. Cincinnati
5. New York Jets
6. Baltimore

NFC

1. New Orleans
2. Minnesota
3. Dallas
4. Arizona
5. Green Bay
6. Philadelphia

PAST STANDINGS

2008

AMERICAN CONFERENCE

East Division

	W	L	T	Pct.	Pts.	OP
Miami	11	5	0	.688	345	317
New England	11	5	0	.688	410	309
New York Jets	9	7	0	.563	405	356
Buffalo	7	9	0	.438	336	342

North Division

	W	L	T	Pct.	Pts.	OP
Pittsburgh	12	4	0	.750	347	223
Baltimore*	11	5	0	.688	385	244
Cincinnati	4	11	1	.281	204	364
Cleveland	4	12	0	.250	232	350

South Division

	W	L	T	Pct.	Pts.	OP
Tennessee#	13	3	0	.813	375	234
Indianapolis*	12	4	0	.750	377	298
Houston	8	8	0	.500	366	394
Jacksonville	5	11	0	.313	302	367

West Division

	W	L	T	Pct.	Pts.	OP
San Diego	8	8	0	.500	439	347
Denver	8	8	0	.500	370	448
Oakland	5	11	0	.313	263	388
Kansas City	2	14	0	.125	291	440

NATIONAL CONFERENCE

East Division

	W	L	T	Pct.	Pts.	OP
New York Giants#	12	4	0	.750	427	294
Philadelphia*	9	6	1	.594	416	289
Dallas	9	7	0	.563	362	365
Washington	8	8	0	.500	265	296

North Division

	W	L	T	Pct.	Pts.	OP
Minnesota	10	6	0	.625	379	333
Chicago	9	7	0	.563	375	350
Green Bay	6	10	0	.375	419	380
Detroit	0	16	0	.000	268	517

South Division

	W	L	T	Pct.	Pts.	OP
Carolina	12	4	0	.750	414	329
Atlanta*	11	5	0	.688	391	325
Tampa Bay	9	7	0	.563	361	323
New Orleans	8	8	0	.500	463	393

West Division

	W	L	T	Pct.	Pts.	OP
Arizona	9	7	0	.563	427	426
San Francisco	7	9	0	.438	339	381
Seattle	4	12	0	.250	294	392
St. Louis	2	14	0	.125	232	465

*Wild Card qualifier for playoffs; #Top playoff seed in conference
 Miami finished ahead of New England based on better conference record (8-4 to Patriots' 7-5). Baltimore was second Wild Card ahead of New England based on better conference record (8-4 to Patriots' 7-5). San Diego finished ahead of Denver based on better division record (5-1 to Broncos' 3-3). N.Y. Giants finished ahead of Carolina based on head-to-head victory.

Wild Card Playoff: SAN DIEGO 23, Indianapolis 17; Baltimore 27, MIAMI 9

Divisional Playoff: Baltimore 13, TENNESSEE 10; PITTSBURGH 35, San Diego 24

AFC Championship: PITTSBURGH 23, Baltimore 14

Wild Card Playoff: ARIZONA 30, Atlanta 24; Philadelphia 26, MINNESOTA 14

Divisional Playoff: Arizona 33, CAROLINA 13;

Philadelphia 23, N.Y. GIANTS 11

NFC Championship: ARIZONA 32, Philadelphia 25

Super Bowl XLIII: Pittsburgh (AFC) 27, Arizona (NFC) 23 at Raymond James Stadium, Tampa, Florida

Playoff Seeds

AFC

1. Tennessee
2. Pittsburgh
3. Miami
4. San Diego
5. Indianapolis
6. Baltimore

NFC

1. N.Y. Giants
2. Carolina
3. Minnesota
4. Arizona
5. Atlanta
6. Philadelphia

2007

AMERICAN CONFERENCE

East Division

	W	L	T	Pct.	Pts.	OP
New England#	16	0	0	1.000	589	274
Buffalo	7	9	0	.438	252	354
New York Jets	4	12	0	.250	268	355
Miami	1	15	0	.063	267	437

North Division

	W	L	T	Pct.	Pts.	OP
Pittsburgh	10	6	0	.625	393	269
Cleveland	10	6	0	.625	402	382
Cincinnati	7	9	0	.438	380	385
Baltimore	5	11	0	.313	275	384

South Division

	W	L	T	Pct.	Pts.	OP
Indianapolis	13	3	0	.813	450	262
Jacksonville*	11	5	0	.688	411	304
Tennessee*	10	6	0	.625	301	297
Houston	8	8	0	.500	379	384

West Division

	W	L	T	Pct.	Pts.	OP
San Diego	11	5	0	.688	412	284
Denver	7	9	0	.438	320	409
Kansas City	4	12	0	.250	226	335
Oakland	4	12	0	.250	283	398

NATIONAL CONFERENCE

East Division

	W	L	T	Pct.	Pts.	OP
Dallas#	13	3	0	.813	455	325
New York Giants*	10	6	0	.625	373	351
Washington*	9	7	0	.563	334	310
Philadelphia	8	8	0	.500	336	300

North Division

	W	L	T	Pct.	Pts.	OP
Green Bay	13	3	0	.813	435	291
Minnesota	8	8	0	.500	365	311
Detroit	7	9	0	.438	346	444
Chicago	7	9	0	.438	334	348

South Division

	W	L	T	Pct.	Pts.	OP
Tampa Bay	9	7	0	.563	334	270
Carolina	7	9	0	.438	267	347
New Orleans	7	9	0	.438	379	388
Atlanta	4	12	0	.250	259	414

West Division

	W	L	T	Pct.	Pts.	OP
Seattle	10	6	0	.625	393	291
Arizona	8	8	0	.500	404	399
San Francisco	5	11	0	.313	219	364
St. Louis	3	13	0	.188	263	438

*Wild Card qualifier for playoffs; #Top playoff seed in conference
 Pittsburgh finished ahead of Cleveland based on head-to-head sweep (2-0). Tennessee finished ahead of Cleveland based on better record vs. common opponents (4-1 to Browns' 3-2). Kansas City finished ahead of Oakland based on better record vs. common opponents (2-10 to Raiders' 1-11). Dallas finished ahead of Green Bay based on head-to-head victory. Detroit finished ahead of Chicago based on head-to-head sweep (2-0). Carolina finished ahead of New Orleans based on better conference record (7-5 to Saints' 6-6).

Wild Card Playoff: Jacksonville 31, PITTSBURGH 29; SAN DIEGO 17, Tennessee 6

Divisional Playoff: NEW ENGLAND 31, Jacksonville 20; San Diego 28, INDIANAPOLIS 24

AFC Championship: NEW ENGLAND 21, San Diego 12

Wild Card Playoff: SEATTLE 35, Washington 14; N.Y. Giants 24, TAMPA BAY 14

Divisional Playoff: GREEN BAY 42, Seattle 20;

N.Y. Giants 21, DALLAS 17

NFC Championship: N.Y. Giants 23, GREEN BAY 20 (OT)

Super Bowl XLII: N.Y. Giants (NFC) 17, New England (AFC) 14 at University of Phoenix Stadium, Glendale, Arizona

Playoff Seeds

AFC

1. New England
2. Indianapolis
3. San Diego
4. Pittsburgh
5. Jacksonville
6. Tennessee

NFC

1. Dallas
2. Green Bay
3. Seattle
4. Tampa Bay
5. N.Y. Giants
6. Washington

PAST STANDINGS

2006

AMERICAN CONFERENCE

East Division

W	L	T	Pct.	Pts.	OP
New England	12	4	0	.750	385 237
New York Jets*	10	6	0	.625	316 295
Buffalo	7	9	0	.438	300 311
Miami	6	10	0	.375	260 283

North Division

W	L	T	Pct.	Pts.	OP
Baltimore	13	3	0	.813	353 201
Cincinnati	8	8	0	.500	373 331
Pittsburgh	8	8	0	.500	353 315
Cleveland	4	12	0	.250	238 356

South Division

W	L	T	Pct.	Pts.	OP
Indianapolis	12	4	0	.750	427 360
Tennessee	8	8	0	.500	324 400
Jacksonville	8	8	0	.500	371 274
Houston	6	10	0	.375	267 366

West Division

W	L	T	Pct.	Pts.	OP
San Diego#	14	2	0	.875	492 303
Kansas City*	9	7	0	.563	331 315
Denver	9	7	0	.563	319 305
Oakland	2	14	0	.125	168 332

NATIONAL CONFERENCE

East Division

W	L	T	Pct.	Pts.	OP
Philadelphia	10	6	0	.625	398 328
Dallas*	9	7	0	.563	425 350
New York Giants*	8	8	0	.500	355 362
Washington	5	11	0	.313	307 376

North Division

W	L	T	Pct.	Pts.	OP
Chicago#	13	3	0	.813	427 255
Green Bay	8	8	0	.500	301 366
Minnesota	6	10	0	.375	282 327
Detroit	3	13	0	.188	305 398

South Division

W	L	T	Pct.	Pts.	OP
New Orleans	10	6	0	.625	413 322
Carolina	8	8	0	.500	270 305
Atlanta	7	9	0	.438	292 328
Tampa Bay	4	12	0	.250	211 353

West Division

W	L	T	Pct.	Pts.	OP
Seattle	9	7	0	.563	335 341
St. Louis	8	8	0	.500	367 381
San Francisco	7	9	0	.438	298 412
Arizona	5	11	0	.313	314 389

**Wild Card qualifier for playoffs; #Top playoff seed in conference
Indianapolis finished ahead of New England based on head-to-head victory. Cincinnati finished ahead of Pittsburgh based on better division record (4-2 to Steelers' 3-3). Tennessee finished ahead of Jacksonville based on better division record (4-2 to Jaguars' 2-4). Kansas City finished ahead of Denver based on better division record (4-2 to Broncos' 3-3). New Orleans finished ahead of Philadelphia based on head-to-head victory. N.Y. Giants finished ahead of Carolina and St. Louis based on better conference record (Giants' 7-5 to Panthers' 6-6 and Rams' 6-6) and ahead of Green Bay based on strength of victory (.422 to Packers' .383).*

Wild Card Playoff: INDIANAPOLIS 23, Kansas City 8;
NEW ENGLAND 37, N.Y. Jets 16
Divisional Playoff: Indianapolis 15, BALTIMORE 6;
New England 24, SAN DIEGO 21
AFC Championship: INDIANAPOLIS 38, New England 34
Wild Card Playoff: SEATTLE 21, Dallas 20;
PHILADELPHIA 23, N.Y. Giants 27
Divisional Playoff: NEW ORLEANS 27, Philadelphia 24;
CHICAGO 27, Seattle 24 (OT)
NFC Championship: CHICAGO 39, New Orleans 14
Super Bowl XL: Indianapolis (AFC) 29, Chicago (NFC) 17
at Dolphin Stadium, Miami, Florida

Playoff Seeds

AFC

- San Diego
- Baltimore
- Indianapolis
- New England
- N.Y. Jets
- Kansas City

NFC

- Chicago
- New Orleans
- Philadelphia
- Seattle
- Dallas
- N.Y. Giants

2005

AMERICAN CONFERENCE

East Division

W	L	T	Pct.	Pts.	OP
New England	10	6	0	.625	379 338
Miami	9	7	0	.563	318 317
Buffalo	5	11	0	.313	271 367
N.Y. Jets	4	12	0	.250	240 355

North Division

W	L	T	Pct.	Pts.	OP
Cincinnati	11	5	0	.688	421 350
Pittsburgh*	11	5	0	.688	389 258
Baltimore	6	10	0	.375	265 299
Cleveland	6	10	0	.375	232 301

South Division

W	L	T	Pct.	Pts.	OP
Indianapolis#	14	2	0	.875	439 247
Jacksonville*	12	4	0	.750	361 269
Tennessee	4	12	0	.250	299 421
Houston	2	14	0	.125	260 431

West Division

W	L	T	Pct.	Pts.	OP
Denver	13	3	0	.813	395 258
Kansas City	10	6	0	.625	403 325
San Diego	9	7	0	.563	418 312
Oakland	4	12	0	.250	290 383

NATIONAL CONFERENCE

East Division

W	L	T	Pct.	Pts.	OP
N.Y. Giants	11	5	0	.688	422 314
Washington*	10	6	0	.625	359 293
Dallas	9	7	0	.563	325 308
Philadelphia	6	10	0	.375	310 388

North Division

W	L	T	Pct.	Pts.	OP
Chicago	11	5	0	.688	260 202
Minnesota	9	7	0	.563	306 344
Detroit	5	11	0	.313	254 345
Green Bay	4	12	0	.250	298 344

South Division

W	L	T	Pct.	Pts.	OP
Tampa Bay	11	5	0	.688	300 274
Carolina*	11	5	0	.688	391 259
Atlanta	8	8	0	.500	351 341
New Orleans	3	13	0	.188	235 398

West Division

W	L	T	Pct.	Pts.	OP
Seattle#	13	3	0	.813	452 271
St. Louis	6	10	0	.375	363 429
Arizona	5	11	0	.313	311 387
San Francisco	4	12	0	.250	239 428

**Wild Card qualifier for playoffs; #Top playoff seed in conference
Cincinnati finished ahead of Pittsburgh based on better division record (5-1 to Steelers' 4-2). Baltimore finished ahead of Cleveland based on better division record (2-4 to Browns' 1-5). Tampa Bay finished ahead of Carolina based on better division record (5-1 to Panthers' 4-2). Chicago finished ahead of Tampa Bay, and Tampa Bay finished ahead of the N.Y. Giants, based on better conference record (Bears' 10-2 to Buccaneers' 9-3 to Giants' 8-4).*

Wild Card playoff: NEW ENGLAND 28, Jacksonville 3;
Pittsburgh 31, CINCINNATI 17
Divisional playoff: DENVER 27, New England 13;
Pittsburgh 21, INDIANAPOLIS 18
AFC Championship: Pittsburgh 34, DENVER 17
Wild Card playoffs: Washington 17, TAMPA BAY 10;
Carolina 23, NEW YORK GIANTS 0
Divisional playoff: SEATTLE 20, Washington 10;
Carolina 29, CHICAGO 21
NFC Championship: SEATTLE 34, Carolina 14
Super Bowl XL: Pittsburgh (AFC) 21, Seattle (NFC) 10
at Ford Field, Detroit, Michigan

Playoff Seeds

AFC

- Indianapolis
- Denver
- Cincinnati
- New England
- Jacksonville
- Pittsburgh

NFC

- Seattle
- Chicago
- Tampa Bay
- New York Giants
- Carolina
- Washington

PAST STANDINGS

2004

AMERICAN CONFERENCE						NATIONAL CONFERENCE							
East Division						East Division							
	W	L	T	Pct.	Pts.	OP		W	L	T	Pct.	Pts.	OP
New England	14	2	0	.875	437	260	Philadelphia#	13	3	0	.813	386	260
N.Y. Jets*	10	6	0	.625	333	261	N.Y. Giants	6	10	0	.375	303	347
Buffalo	9	7	0	.563	395	284	Dallas	6	10	0	.375	293	405
Miami	4	12	0	.250	275	354	Washington	6	10	0	.375	240	265
North Division						North Division							
	W	L	T	Pct.	Pts.	OP		W	L	T	Pct.	Pts.	OP
Pittsburgh#	15	1	0	.938	372	251	Green Bay	10	6	0	.625	424	380
Baltimore	9	7	0	.563	317	268	Minnesota*	8	8	0	.500	405	395
Cincinnati	8	8	0	.500	374	372	Detroit	6	10	0	.375	296	350
Cleveland	4	12	0	.250	276	390	Chicago	5	11	0	.313	231	331
South Division						South Division							
	W	L	T	Pct.	Pts.	OP		W	L	T	Pct.	Pts.	OP
Indianapolis	12	4	0	.750	522	351	Atlanta	11	5	0	.688	340	337
Jacksonville	9	7	0	.563	261	280	New Orleans	8	8	0	.500	348	405
Houston	7	9	0	.438	309	339	Carolina	7	9	0	.438	355	339
Tennessee	5	11	0	.313	344	439	Tampa Bay	5	11	0	.313	301	304
West Division						West Division							
	W	L	T	Pct.	Pts.	OP		W	L	T	Pct.	Pts.	OP
San Diego	12	4	0	.750	446	313	Seattle	9	7	0	.563	371	373
Denver*	10	6	0	.625	381	304	St. Louis*	8	8	0	.500	319	392
Kansas City	7	9	0	.438	483	435	Arizona	6	10	0	.375	284	322
Oakland	5	11	0	.313	320	442	San Francisco	2	14	0	.125	259	452

*Wild Card qualifier for playoffs; #Top playoff seed in conference
 Indianapolis finished ahead of San Diego based on head-to-head victory. N.Y. Jets finished ahead of Denver based on better record vs. common opponents (5-0 to Broncos' 3-2). St. Louis finished ahead of New Orleans and Minnesota based on best conference record (7-5 to Saints' 6-6 to Vikings' 5-7), and Minnesota finished ahead of New Orleans based on head-to-head victory. N.Y. Giants finished ahead of Dallas and Washington based on better head-to-head record (3-1 to Cowboys' 2-2 to Redskins' 1-3), and Dallas finished ahead of Washington based on head-to-head sweep (2-0).

Wild Card playoffs: N.Y. Jets 20, SAN DIEGO 17 (OT);

INDIANAPOLIS 49, Denver 24

Divisional playoffs: PITTSBURGH 20, N.Y. Jets 17 (OT);

NEW ENGLAND 20, Indianapolis 3

AFC Championship: New England 41, PITTSBURGH 27

Wild Card playoffs: St. Louis 27, SEATTLE 20;

Minnesota 31, GREEN BAY 17

Divisional playoffs: ATLANTA 47, St. Louis 17;

PHILADELPHIA 27, Minnesota 14

NFC Championship: PHILADELPHIA 27, Atlanta 10

Super Bowl XXXIX: New England (AFC) 24, Philadelphia (NFC) 21 at Alltel Stadium, Jacksonville, Florida

Playoff Seeds

AFC

1. Pittsburgh
2. New England
3. Indianapolis
4. San Diego
5. N.Y. Jets
6. Denver

NFC

1. Philadelphia
2. Atlanta
3. Green Bay
4. Seattle
5. St. Louis
6. Minnesota

2003

AMERICAN CONFERENCE						NATIONAL CONFERENCE							
East Division						East Division							
	W	L	T	Pct.	Pts.	OP		W	L	T	Pct.	Pts.	OP
New England#	14	2	0	.875	348	238	Philadelphia#	12	4	0	.750	374	287
Miami	10	6	0	.625	311	261	Dallas*	10	6	0	.625	289	260
Buffalo	6	10	0	.375	243	279	Washington	5	11	0	.313	287	372
N.Y. Jets	6	10	0	.375	283	299	N.Y. Giants	4	12	0	.250	243	387
North Division						North Division							
	W	L	T	Pct.	Pts.	OP		W	L	T	Pct.	Pts.	OP
Baltimore	10	6	0	.625	391	281	Green Bay	10	6	0	.625	442	307
Cincinnati	8	8	0	.500	346	384	Minnesota	9	7	0	.563	416	353
Pittsburgh	6	10	0	.375	300	327	Chicago	7	9	0	.438	283	346
Cleveland	5	11	0	.313	254	322	Detroit	5	11	0	.313	270	379
South Division						South Division							
	W	L	T	Pct.	Pts.	OP		W	L	T	Pct.	Pts.	OP
Indianapolis	12	4	0	.750	447	336	Carolina	11	5	0	.688	325	304
Tennessee*	12	4	0	.750	435	324	New Orleans	8	8	0	.500	340	326
Jacksonville	5	11	0	.313	276	331	Tampa Bay	7	9	0	.438	301	264
Houston	5	11	0	.313	255	380	Atlanta	5	11	0	.313	299	422
West Division						West Division							
	W	L	T	Pct.	Pts.	OP		W	L	T	Pct.	Pts.	OP
Kansas City	13	3	0	.813	484	332	St. Louis	12	4	0	.750	447	328
Denver*	10	6	0	.625	381	301	Seattle*	10	6	0	.625	404	327
Oakland	4	12	0	.250	270	379	San Francisco	7	9	0	.438	384	337
San Diego	4	12	0	.250	313	441	Arizona	4	12	0	.250	225	452

*Wild Card qualifier for playoffs; #Top playoff seed in conference
 Buffalo finished ahead of N.Y. Jets based on better division record (2-4 to Jets' 1-5). Indianapolis finished ahead of Tennessee based on head-to-head sweep (2-0). Jacksonville finished ahead of Houston based on better division record (2-4 to Texans' 1-5). Denver finished ahead of Miami based on better conference record (9-3 to Dolphins' 7-5). Oakland finished ahead of San Diego based on better conference record (3-9 to Chargers' 2-10). Philadelphia finished ahead of St. Louis based on better conference record (9-3 to Rams' 8-4). Seattle finished ahead of Dallas based on better strength of victory (65-95 to Cowboys' 62-98).

Wild Card playoffs: Tennessee 20, BALTIMORE 17;

INDIANAPOLIS 41, Denver 10

Divisional playoffs: NEW ENGLAND 17, Tennessee 14;

Indianapolis 38, KANSAS CITY 31

AFC Championship: NEW ENGLAND 24, Indianapolis 14

Wild Card playoffs: CAROLINA 29, Dallas 10;

GREEN BAY 33, Seattle 27 (OT)

Divisional playoffs: Carolina 29, ST. LOUIS 23 (2OT);

PHILADELPHIA 20, Green Bay 17 (OT)

NFC Championship: Carolina 14, PHILADELPHIA 3

Super Bowl XXXVIII: New England (AFC) 32, Carolina (NFC) 29 at Reliant Stadium, Houston, Texas

Playoff Seeds

AFC

1. New England
2. Kansas City
3. Indianapolis
4. Baltimore
5. Tennessee
6. Denver

NFC

1. Philadelphia
2. St. Louis
3. Carolina
4. Green Bay
5. Seattle
6. Dallas

PAST STANDINGS

2002

AMERICAN CONFERENCE

East Division

	W	L	T	Pct.	Pts.	OP
N.Y. Jets	9	7	0	.563	359	336
New England	9	7	0	.563	381	346
Miami	9	7	0	.563	378	301
Buffalo	8	8	0	.500	379	397

North Division

	W	L	T	Pct.	Pts.	OP
Pittsburgh	10	5	1	.656	390	345
Cleveland*	9	7	0	.563	344	320
Baltimore	7	9	0	.438	316	354
Cincinnati	2	14	0	.125	279	456

South Division

	W	L	T	Pct.	Pts.	OP
Tennessee	11	5	0	.688	367	324
Indianapolis*	10	6	0	.625	349	313
Jacksonville	6	10	0	.375	328	315
Houston	4	12	0	.250	213	356

West Division

	W	L	T	Pct.	Pts.	OP
Oakland#	11	5	0	.688	450	304
Denver	9	7	0	.563	392	344
San Diego	8	8	0	.500	333	367
Kansas City	8	8	0	.500	467	399

NATIONAL CONFERENCE

East Division

	W	L	T	Pct.	Pts.	OP
Philadelphia#	12	4	0	.750	415	241
N.Y. Giants*	10	6	0	.625	320	279
Washington	7	9	0	.438	307	365
Dallas	5	11	0	.313	217	329

North Division

	W	L	T	Pct.	Pts.	OP
Green Bay	12	4	0	.750	398	328
Minnesota	6	10	0	.375	390	442
Chicago	4	12	0	.250	281	379
Detroit	3	13	0	.188	306	451

South Division

	W	L	T	Pct.	Pts.	OP
Tampa Bay	12	4	0	.750	346	196
Atlanta*	9	6	1	.594	402	314
New Orleans	9	7	0	.563	432	388
Carolina	7	9	0	.438	258	302

West Division

	W	L	T	Pct.	Pts.	OP
San Francisco	10	6	0	.625	367	351
St. Louis	7	9	0	.438	316	369
Seattle	7	9	0	.438	355	369
Arizona	5	11	0	.313	262	417

*Wild Card qualifier for playoffs; #Top playoff seed in conference

New York Jets finished ahead of New England based on better record in common games (8-4 to Patriots' 7-5) and Miami based on better division record (4-2 to Dolphins' 2-4). New England finished ahead of Miami based on better division record (4-2 to Dolphins' 2-4). Cleveland finished ahead of Denver and New England based on better conference record (7-5 to Broncos' 5-7 and Patriots' 6-6). Oakland finished ahead of Tennessee based on better head-to-head record (1-0). San Diego finished ahead of Kansas City based on better division record (3-3 to Chiefs' 2-4). Philadelphia finished ahead of Green Bay and Tampa Bay based on better conference record (11-1 to Packers' 9-3 and Buccaneers' 9-3). Tampa Bay finished ahead of Green Bay based on better head-to-head record (1-0). St. Louis finished ahead of Seattle based on better division record (4-2 to Seahawks' 2-4).

Wild Card playoffs: N.Y. JETS 41, Indianapolis 0; PITTSBURGH 36, Cleveland 33

Divisional playoffs: TENNESSEE 34, Pittsburgh 31 (OT); OAKLAND 30, N.Y. Jets 10

AFC Championship: OAKLAND 41, Tennessee 24

Wild Card playoffs: Atlanta 27, GREEN BAY 7; SAN FRANCISCO 39, N.Y. Giants 38

Divisional playoffs: PHILADELPHIA 20, Atlanta 6; TAMPA BAY 31, San Francisco 6

NFC Championship: Tampa Bay 27, PHILADELPHIA 10

Super Bowl XXXVII: Tampa Bay (NFC) 48, Oakland (AFC) 21 at Qualcomm Stadium, San Diego, California

Playoff Seeds

AFC

1. Oakland
2. Tennessee
3. Pittsburgh
4. N.Y. Jets
5. Indianapolis
6. Cleveland

NFC

1. Philadelphia
2. Tampa Bay
3. Green Bay
4. San Francisco
5. N.Y. Giants
6. Atlanta

2001

AMERICAN CONFERENCE

Eastern Division

	W	L	T	Pct.	Pts.	OP
New England	11	5	0	.688	371	272
Miami*	11	5	0	.688	344	290
N.Y. Jets*	10	6	0	.625	308	295
Indianapolis	6	10	0	.375	413	486
Buffalo	3	13	0	.188	265	420

Central Division

	W	L	T	Pct.	Pts.	OP
Pittsburgh#	13	3	0	.813	352	212
Baltimore*	10	6	0	.625	303	265
Cleveland	7	9	0	.438	285	319
Tennessee	7	9	0	.438	336	368
Jacksonville	6	10	0	.375	294	286
Cincinnati	6	10	0	.375	226	309

Western Division

	W	L	T	Pct.	Pts.	OP
Oakland	10	6	0	.625	399	327
Seattle	9	7	0	.563	301	324
Denver	8	8	0	.500	340	339
Kansas City	6	10	0	.375	320	344
San Diego	5	11	0	.313	332	321

NATIONAL CONFERENCE

Eastern Division

	W	L	T	Pct.	Pts.	OP
Philadelphia	11	5	0	.688	343	208
Washington	8	8	0	.500	266	303
N.Y. Giants	7	9	0	.438	294	321
Arizona	7	9	0	.438	295	343
Dallas	5	11	0	.313	246	338

Central Division

	W	L	T	Pct.	Pts.	OP
Chicago	13	3	0	.813	338	203
Green Bay*	12	4	0	.750	390	266
Tampa Bay*	9	7	0	.563	324	280
Minnesota	5	11	0	.313	290	390
Detroit	2	14	0	.125	270	424

Western Division

	W	L	T	Pct.	Pts.	OP
St. Louis#	14	2	0	.875	503	273
San Francisco*	12	4	0	.750	409	282
New Orleans	7	9	0	.438	333	409
Atlanta	7	9	0	.438	291	377
Carolina	1	15	0	.063	253	410

*Wild Card qualifier for playoffs; #Top playoff seed in conference

New England finished ahead of Miami based on better division record (6-2 to Dolphins' 5-3). Baltimore was second Wild Card ahead of N.Y. Jets based on better record against common opponents (3-2 to Jets' 2-2). Cleveland finished ahead of Tennessee based on better division record (5-5 to Titans' 3-7). Jacksonville finished ahead of Cincinnati based on head-to-head record (2-0). N.Y. Giants finished ahead of Arizona based on head-to-head record (2-0). Green Bay was first Wild Card ahead of San Francisco based on better conference record (9-3 to 49ers' 8-4). New Orleans finished ahead of Atlanta based on better division record (4-4 to Falcons' 3-5).

Wild Card playoffs: OAKLAND 38, N.Y. Jets 24;

Baltimore 20, MIAMI 3

Divisional playoffs: NEW ENGLAND 16, Oakland 13 (OT); PITTSBURGH 27, Baltimore 10

AFC Championship: New England 24, PITTSBURGH 17

Wild Card playoffs: PHILADELPHIA 31, Tampa Bay 9; GREEN BAY 25, San Francisco 15

Divisional playoffs: Philadelphia 33, CHICAGO 19;

ST. LOUIS 45, Green Bay 17

NFC Championship: ST. LOUIS 29, Philadelphia 24

Super Bowl XXXVI: New England (AFC) 20, St. Louis (NFC) 17 at Louisiana Superdome, New Orleans, Louisiana

Playoff Seeds

AFC

1. Pittsburgh
2. New England
3. Oakland
4. Miami
5. Baltimore
6. N.Y. Jets

NFC

1. St. Louis
2. Chicago
3. Philadelphia
4. Green Bay
5. San Francisco
6. Tampa Bay

PAST STANDINGS

2000

AMERICAN CONFERENCE

Eastern Division

	W	L	T	Pct.	Pts.	OP
Miami	11	5	0	.688	323	226
Indianapolis*	10	6	0	.625	429	321
N.Y. Jets	9	7	0	.563	321	321
Buffalo	8	8	0	.500	315	350
New England	5	11	0	.313	276	338

Central Division

	W	L	T	Pct.	Pts.	OP
Tennessee#	13	3	0	.813	346	191
Baltimore*	12	4	0	.750	333	165
Pittsburgh	9	7	0	.563	321	255
Jacksonville	7	9	0	.438	367	327
Cincinnati	4	12	0	.250	185	359
Cleveland	3	13	0	.188	161	419

Western Division

	W	L	T	Pct.	Pts.	OP
Oakland	12	4	0	.750	479	299
Denver*	11	5	0	.688	485	369
Kansas City	7	9	0	.438	355	354
Seattle	6	10	0	.375	320	405
San Diego	1	15	0	.063	269	440

NATIONAL CONFERENCE

Eastern Division

	W	L	T	Pct.	Pts.	OP
N.Y. Giants#	12	4	0	.750	328	246
Philadelphia*	11	5	0	.688	351	245
Washington	8	8	0	.500	281	269
Dallas	5	11	0	.313	294	361
Arizona	3	13	0	.188	210	443

Central Division

	W	L	T	Pct.	Pts.	OP
Minnesota	11	5	0	.688	397	371
Tampa Bay*	10	6	0	.625	388	269
Green Bay	9	7	0	.563	353	323
Detroit	9	7	0	.563	307	307
Chicago	5	11	0	.313	216	355

Western Division

	W	L	T	Pct.	Pts.	OP
New Orleans	10	6	0	.625	354	305
St. Louis*	10	6	0	.625	540	471
Carolina	7	9	0	.438	310	310
San Francisco	6	10	0	.375	388	422
Atlanta	4	12	0	.250	252	413

**Wild Card qualifier for playoffs; #Top playoff seed in conference*
 Green Bay finished ahead of Detroit based on better division record (5-3 to Lions' 3-5). New Orleans finished ahead of St. Louis based on better division record (7-1 to Rams' 5-3). Tampa Bay was second Wild Card based on head-to-head victory over St. Louis (1-0).

Wild Card playoffs: MIAMI 23, Indianapolis 17 (OT); BALTIMORE 21, Denver 3

Divisional playoffs: OAKLAND 27, Miami 0; Baltimore 24, TENNESSEE 10

AFC Championship: Baltimore 16, OAKLAND 3

Wild Card playoffs: NEW ORLEANS 31, St. Louis 28; PHILADELPHIA 21, Tampa Bay 3

Divisional playoffs: MINNESOTA 34, New Orleans 16; N.Y. GIANTS 20, Philadelphia 10

NFC Championship: N.Y. GIANTS 41, Minnesota 0

Super Bowl XXXV: Baltimore (AFC) 34, N.Y. Giants (NFC) 7 at Raymond James Stadium, Tampa, Florida

Playoff Seeds

AFC

1. Tennessee
2. Oakland
3. Miami
4. Baltimore
5. Denver
6. Indianapolis

NFC

1. N.Y. Giants
2. Minnesota
3. New Orleans
4. Philadelphia
5. Tampa Bay
6. St. Louis

1999

AMERICAN CONFERENCE

Eastern Division

	W	L	T	Pct.	Pts.	OP
Indianapolis	13	3	0	.813	423	333
Buffalo*	11	5	0	.688	320	229
Miami*	9	7	0	.563	326	336
N.Y. Jets	8	8	0	.500	308	309
New England	8	8	0	.500	299	284

Central Division

	W	L	T	Pct.	Pts.	OP
Jacksonville#	14	2	0	.875	396	217
Tennessee*	13	3	0	.813	392	324
Baltimore	8	8	0	.500	324	277
Pittsburgh	6	10	0	.375	317	320
Cincinnati	4	12	0	.250	283	460
Cleveland	2	14	0	.125	217	437

Western Division

	W	L	T	Pct.	Pts.	OP
Seattle	9	7	0	.563	338	298
Kansas City	9	7	0	.563	390	322
San Diego	8	8	0	.500	269	316
Oakland	8	8	0	.500	390	329
Denver	6	10	0	.375	314	318

NATIONAL CONFERENCE

Eastern Division

	W	L	T	Pct.	Pts.	OP
Washington	10	6	0	.625	443	377
Dallas*	8	8	0	.500	352	276
N.Y. Giants	7	9	0	.438	299	358
Arizona	6	10	0	.375	245	382
Philadelphia	5	11	0	.313	272	357

Central Division

	W	L	T	Pct.	Pts.	OP
Tampa Bay	11	5	0	.688	270	235
Minnesota*	10	6	0	.625	399	335
Detroit*	8	8	0	.500	322	323
Green Bay	8	8	0	.500	357	341
Chicago	6	10	0	.375	272	341

Western Division

	W	L	T	Pct.	Pts.	OP
St. Louis#	13	3	0	.813	526	242
Carolina	8	8	0	.500	421	381
Atlanta	5	11	0	.313	285	380
San Francisco	4	12	0	.250	295	453
New Orleans	3	13	0	.188	260	434

**Wild Card qualifier for playoffs; #Top playoff seed in conference*
 Miami was third Wild Card ahead of Kansas City based on better record against common opponents (6-1 to Chiefs' 5-3). N.Y. Jets finished ahead of New England based on better division record (4-4 to Patriots' 2-6). Seattle finished ahead of Kansas City based on head-to-head sweep (2-0). San Diego finished ahead of Oakland based on better division record (5-3 to Raiders' 3-5). Dallas was second Wild Card based on better record against common opponents (4-2 to Lions' 3-3) and better conference record than Carolina (7-5 to Panthers' 6-6). Detroit was third Wild Card based on better conference record than Green Bay (7-5 to Packers' 6-6) and head-to-head victory over Carolina.

Wild Card playoffs: TENNESSEE 22, Buffalo 16; Miami 20, SEATTLE 17

Divisional playoffs: JACKSONVILLE 62, Miami 7; Tennessee 19, INDIANAPOLIS 16

AFC Championship: Tennessee 33, JACKSONVILLE 14

Wild Card playoffs: WASHINGTON 27, Detroit 13; MINNESOTA 27, Dallas 10

Divisional playoffs: TAMPA BAY 14, Washington 13; ST. LOUIS 49, Minnesota 37

NFC Championship: ST. LOUIS 11, Tampa Bay 6

Super Bowl XXXIV: St. Louis (NFC) 23, Tennessee (AFC) 16 at Georgia Dome, Atlanta, Georgia

Playoff Seeds

AFC

1. Jacksonville
2. Indianapolis
3. Seattle
4. Tennessee
5. Buffalo
6. Miami

NFC

1. St. Louis
2. Tampa Bay
3. Washington
4. Minnesota
5. Dallas
6. Detroit

PAST STANDINGS

1998

AMERICAN CONFERENCE

Eastern Division

	W	L	T	Pct.	Pts.	OP
N.Y. Jets	12	4	0	.750	416	266
Miami*	10	6	0	.625	321	265
Buffalo*	10	6	0	.625	400	333
New England*	9	7	0	.563	337	329
Indianapolis	3	13	0	.188	317	444

Central Division

	W	L	T	Pct.	Pts.	OP
Jacksonville	11	5	0	.688	392	338
Tennessee	8	8	0	.500	330	320
Pittsburgh	7	9	0	.438	263	303
Baltimore	6	10	0	.375	269	335
Cincinnati	3	13	0	.188	268	452

Western Division

	W	L	T	Pct.	Pts.	OP
Denver#	14	2	0	.875	501	309
Oakland	8	8	0	.500	288	356
Seattle	8	8	0	.500	372	310
Kansas City	7	9	0	.438	327	363
San Diego	5	11	0	.313	241	342

NATIONAL CONFERENCE

Eastern Division

	W	L	T	Pct.	Pts.	OP
Dallas	10	6	0	.625	381	275
Arizona*	9	7	0	.563	325	378
N.Y. Giants	8	8	0	.500	287	309
Washington	6	10	0	.375	319	421
Philadelphia	3	13	0	.188	161	344

Central Division

	W	L	T	Pct.	Pts.	OP
Minnesota#	15	1	0	.938	556	296
Green Bay*	11	5	0	.688	408	319
Tampa Bay	8	8	0	.500	314	295
Detroit	5	11	0	.313	306	378
Chicago	4	12	0	.250	276	368

Western Division

	W	L	T	Pct.	Pts.	OP
Atlanta	14	2	0	.875	442	289
San Francisco*	12	4	0	.750	479	328
New Orleans	6	10	0	.375	305	359
Carolina	4	12	0	.250	336	413
St. Louis	4	12	0	.250	285	378

*Wild Card qualifier for playoffs; #Top playoff seed in conference
 Miami finished ahead of Buffalo based on better net division points (6 to Bills' 0). Oakland finished ahead of Seattle based on head-to-head sweep (2-0). Carolina finished ahead of St. Louis based on head-to-head sweep (2-0).

Wild Card playoffs: MIAMI 24, Buffalo 17;
 JACKSONVILLE 25, New England 10

Divisional playoffs: DENVER 38, Miami 3;
 N.Y. JETS 34, Jacksonville 24

AFC Championship: DENVER 23, N.Y. Jets 10

Wild Card playoffs: Arizona 20, DALLAS 7;
 SAN FRANCISCO 30, Green Bay 27

Divisional playoffs: ATLANTA 20, San Francisco 18;
 MINNESOTA 41, Arizona 21

NFC Championship: Atlanta 30, MINNESOTA 27 (OT)

Super Bowl XXXIII: Denver (AFC) 34, Atlanta (NFC) 19
 at Pro Player Stadium, Miami, Florida

Playoff Seeds

AFC

1. Denver
2. N.Y. Jets
3. Jacksonville
4. Miami
5. Buffalo
6. New England

NFC

1. Minnesota
2. Atlanta
3. Dallas
4. San Francisco
5. Green Bay
6. Arizona

1997

AMERICAN CONFERENCE

Eastern Division

	W	L	T	Pct.	Pts.	OP
New England	10	6	0	.625	369	289
Miami*	9	7	0	.563	339	327
N.Y. Jets	9	7	0	.563	348	287
Buffalo	6	10	0	.375	255	367
Indianapolis	3	13	0	.188	313	401

Central Division

	W	L	T	Pct.	Pts.	OP
Pittsburgh	11	5	0	.688	372	307
Jacksonville*	11	5	0	.688	394	318
Tennessee	8	8	0	.500	333	310
Cincinnati	7	9	0	.438	355	405
Baltimore	6	9	1	.406	326	345

Western Division

	W	L	T	Pct.	Pts.	OP
Kansas City#	13	3	0	.813	375	232
Denver*	12	4	0	.750	472	287
Seattle	8	8	0	.500	365	362
Oakland	4	12	0	.250	324	419
San Diego	4	12	0	.250	266	425

NATIONAL CONFERENCE

Eastern Division

	W	L	T	Pct.	Pts.	OP
N.Y. Giants	10	5	1	.656	307	265
Washington	8	7	1	.531	327	289
Philadelphia	6	9	1	.406	317	372
Dallas	6	10	0	.375	304	314
Arizona	4	12	0	.250	283	379

Central Division

	W	L	T	Pct.	Pts.	OP
Green Bay	13	3	0	.813	422	282
Tampa Bay*	10	6	0	.625	299	263
Detroit*	9	7	0	.563	379	306
Minnesota*	9	7	0	.563	354	359
Chicago	4	12	0	.250	263	421

Western Division

	W	L	T	Pct.	Pts.	OP
San Francisco#	13	3	0	.813	375	265
Carolina	7	9	0	.438	265	314
Seattle	7	9	0	.438	320	361
New Orleans	6	10	0	.375	237	327
St. Louis	5	11	0	.313	299	359

*Wild Card qualifier for playoffs; #Top playoff seed in conference
 Miami finished ahead of N.Y. Jets based on head-to-head sweep (2-0). Pittsburgh finished ahead of Jacksonville based on better net division points (78 to Jaguars' 23). Oakland finished ahead of San Diego based on better division record (2-6 to Chargers' 1-7). San Francisco was top playoff seed based on better conference record than Green Bay (11-1 to Packers' 10-2). Detroit finished ahead of Minnesota based on head-to-head sweep (2-0). Carolina finished ahead of Atlanta based on head-to-head sweep (2-0).

Wild Card playoffs: DENVER 42, Jacksonville 17;

NEW ENGLAND 17, Miami 3

Divisional playoffs: PITTSBURGH 7, New England 6;
 Denver 14, KANSAS CITY 10

AFC Championship: Denver 24, PITTSBURGH 21

Wild Card playoffs: Minnesota 23, N.Y. GIANTS 22;
 TAMPA BAY 20, Detroit 10

Divisional playoffs: SAN FRANCISCO 38, Minnesota 22;
 GREEN BAY 21, Tampa Bay 7

NFC Championship: Green Bay 23, SAN FRANCISCO 10

Super Bowl XXXII: Denver (AFC) 31, Green Bay (NFC) 24
 at Qualcomm Stadium, San Diego, California

Playoff Seeds

AFC

1. Kansas City
2. Pittsburgh
3. New England
4. Denver
5. Jacksonville
6. Miami

NFC

1. San Francisco
2. Green Bay
3. N.Y. Giants
4. Tampa Bay
5. Detroit
6. Minnesota

PAST STANDINGS

1996

AMERICAN CONFERENCE

Eastern Division

	W	L	T	Pct.	Pts.	OP
New England	11	5	0	.688	418	313
Buffalo*	10	6	0	.625	319	266
Indianapolis*	9	7	0	.563	317	334
Miami	8	8	0	.500	339	325
N.Y. Jets	1	15	0	.063	279	454

Central Division

	W	L	T	Pct.	Pts.	OP
Pittsburgh	10	6	0	.625	344	257
Jacksonville*	9	7	0	.563	325	335
Cincinnati	8	8	0	.500	372	369
Houston	8	8	0	.500	345	319
Baltimore	4	12	0	.250	371	441

Western Division

	W	L	T	Pct.	Pts.	OP
Denver#	13	3	0	.813	391	275
Kansas City	9	7	0	.563	297	300
San Diego	8	8	0	.500	310	376
Oakland	7	9	0	.438	340	293
Seattle	7	9	0	.438	317	376

NATIONAL CONFERENCE

Eastern Division

	W	L	T	Pct.	Pts.	OP
Dallas	10	6	0	.625	286	250
Philadelphia*	10	6	0	.625	363	341
Washington	9	7	0	.563	364	312
Arizona	7	9	0	.438	300	397
N.Y. Giants	6	10	0	.375	242	297

Central Division

	W	L	T	Pct.	Pts.	OP
Green Bay#	13	3	0	.813	456	210
Minnesota*	9	7	0	.563	298	315
Chicago	7	9	0	.438	283	305
Tampa Bay	6	10	0	.375	221	293
Detroit	5	11	0	.313	302	368

Western Division

	W	L	T	Pct.	Pts.	OP
Carolina	12	4	0	.750	367	218
San Francisco*	12	4	0	.750	398	257
St. Louis	6	10	0	.375	303	409
Atlanta	3	13	0	.188	309	461
New Orleans	3	13	0	.188	229	339

*Wild Card qualifier for playoffs; #Top playoff seed in conference
 Jacksonville was second Wild Card ahead of Indianapolis and Kansas City based on better conference record (7-5 to Colts' 6-6 and Chiefs' 5-7). Indianapolis was third Wild Card based on head-to-head victory over Kansas City (1-0). Cincinnati finished ahead of Houston based on better net division points (1-0 to Oilers' 11). Oakland finished ahead of Seattle based on better division record (3-5 to Seahawks' 2-6). Dallas finished ahead of Philadelphia based on better record against common opponents (7-4 to Eagles' 6-5). Minnesota was third Wild Card based on better conference record than Washington (8-4 to Redskins' 6-6). Carolina finished ahead of San Francisco based on head-to-head sweep (2-0). Atlanta finished ahead of New Orleans based on head-to-head sweep (2-0).

Wild Card playoffs: JACKSONVILLE 30, BUFFALO 27;
 PITTSBURGH 42, INDIANAPOLIS 14
 Divisional playoffs: JACKSONVILLE 30, DENVER 27;
 NEW ENGLAND 28, PITTSBURGH 3
 AFC Championship: NEW ENGLAND 20, JACKSONVILLE 6
 Wild Card playoffs: DALLAS 40, MINNESOTA 15;
 SAN FRANCISCO 14, PHILADELPHIA 0
 Divisional playoffs: GREEN BAY 35, SAN FRANCISCO 14;
 CAROLINA 26, DALLAS 17
 NFC Championship: GREEN BAY 30, CAROLINA 13
 Super Bowl XXXI: Green Bay (NFC) 35, New England (AFC) 21
 at Louisiana Superdome, New Orleans, Louisiana

Playoff Seeds

- AFC**
- Denver
 - New England
 - Pittsburgh
 - Buffalo
 - Jacksonville
 - Indianapolis

- NFC**
- Green Bay
 - Carolina
 - Dallas
 - San Francisco
 - Philadelphia
 - Minnesota

1995

AMERICAN CONFERENCE

Eastern Division

	W	L	T	Pct.	Pts.	OP
Buffalo	10	6	0	.625	350	335
Indianapolis*	9	7	0	.563	331	316
Miami*	9	7	0	.563	398	332
New England	6	10	0	.375	294	377
N.Y. Jets	3	13	0	.188	233	384

Central Division

	W	L	T	Pct.	Pts.	OP
Pittsburgh	11	5	0	.688	407	327
Cincinnati	7	9	0	.438	349	374
Houston	7	9	0	.438	348	324
Cleveland	5	11	0	.313	289	366
Jacksonville	4	12	0	.250	275	404

Western Division

	W	L	T	Pct.	Pts.	OP
Kansas City#	13	3	0	.813	358	241
San Diego*	9	7	0	.563	321	323
Seattle	8	8	0	.500	363	366
Denver	8	8	0	.500	388	345
Oakland	8	8	0	.500	348	332

NATIONAL CONFERENCE

Eastern Division

	W	L	T	Pct.	Pts.	OP
Dallas#	12	4	0	.750	435	291
Philadelphia*	10	6	0	.625	318	338
Washington	6	10	0	.375	326	359
N.Y. Giants	5	11	0	.313	290	340
Arizona	4	12	0	.250	275	422

Central Division

	W	L	T	Pct.	Pts.	OP
Green Bay	11	5	0	.688	404	314
Detroit*	10	6	0	.625	436	336
Chicago	9	7	0	.563	392	360
Minnesota	8	8	0	.500	412	385
Tampa Bay	7	9	0	.438	238	335

Western Division

	W	L	T	Pct.	Pts.	OP
San Francisco	11	5	0	.688	457	258
Atlanta*	9	7	0	.563	362	349
St. Louis	7	9	0	.438	309	418
Carolina	7	9	0	.438	289	325
New Orleans	7	9	0	.438	319	348

*Wild Card qualifier for playoffs; #Top playoff seed in conference
 Indianapolis finished ahead of Miami based on head-to-head sweep (2-0). San Diego was first Wild Card based on head-to-head victory over Indianapolis (1-0). Cincinnati finished ahead of Houston based on better division record (4-4 to Oilers' 3-5). Seattle finished ahead of Denver and Oakland based on best head-to-head record (3-1 to Broncos' 2-2 and Raiders' 1-3). Denver finished ahead of Oakland based on head-to-head sweep (2-0). Philadelphia was first Wild Card ahead of Detroit based on better conference record (9-3 to Lions' 7-5). San Francisco was second playoff seed ahead of Green Bay based on better conference record (8-4 to Packers' 7-5). Atlanta was third Wild Card ahead of Chicago based on better record against common opponents (4-2 to Bears' 3-3). St. Louis finished ahead of Carolina and New Orleans based on best head-to-head record (3-1 to Panthers' 1-3 and Saints' 2-2). Carolina finished ahead of New Orleans based on better conference record (4-8 to 3-9).

Wild Card playoffs: BUFFALO 37, MIAMI 22;
 INDIANAPOLIS 35, SAN DIEGO 20
 Divisional playoffs: PITTSBURGH 40, BUFFALO 21;
 INDIANAPOLIS 10, KANSAS CITY 7
 AFC Championship: PITTSBURGH 20, INDIANAPOLIS 16
 Wild Card playoffs: PHILADELPHIA 58, DETROIT 37;
 GREEN BAY 37, ATLANTA 20
 Divisional playoffs: Green Bay 27, SAN FRANCISCO 17;
 DALLAS 30, PHILADELPHIA 11
 NFC Championship: DALLAS 38, Green Bay 27
 Super Bowl XXX: Dallas (NFC) 27, Pittsburgh (AFC) 17
 at Sun Devil Stadium, Tempe, Arizona

Playoff Seeds

- AFC**
- Kansas City
 - Pittsburgh
 - Buffalo
 - San Diego
 - Indianapolis
 - Miami

- NFC**
- Dallas
 - San Francisco
 - Green Bay
 - Philadelphia
 - Detroit
 - Atlanta

PAST STANDINGS

1994

AMERICAN CONFERENCE

Eastern Division

	W	L	T	Pct.	Pts.	OP
Miami	10	6	0	.625	389	327
New England*	10	6	0	.625	351	312
Indianapolis	8	8	0	.500	307	320
Buffalo	7	9	0	.438	340	356
N.Y. Jets	6	10	0	.375	264	320

Central Division

	W	L	T	Pct.	Pts.	OP
Pittsburgh#	12	4	0	.750	316	234
Cleveland*	11	5	0	.688	340	204
Cincinnati	3	13	0	.188	276	406
Houston	2	14	0	.125	226	352

Western Division

	W	L	T	Pct.	Pts.	OP
San Diego	11	5	0	.688	381	306
Kansas City*	9	7	0	.563	319	298
L.A. Raiders	9	7	0	.563	303	327
Denver	7	9	0	.438	347	396
Seattle	6	10	0	.375	287	323

NATIONAL CONFERENCE

Eastern Division

	W	L	T	Pct.	Pts.	OP
Dallas	12	4	0	.750	414	248
N.Y. Giants	9	7	0	.563	279	305
Arizona	8	8	0	.500	235	267
Philadelphia	7	9	0	.438	308	308
Washington	3	13	0	.188	320	412

Central Division

	W	L	T	Pct.	Pts.	OP
Minnesota	10	6	0	.625	356	314
Green Bay*	9	7	0	.563	382	287
Detroit*	9	7	0	.563	357	342
Chicago*	9	7	0	.563	271	307
Tampa Bay	6	10	0	.375	251	351

Western Division

	W	L	T	Pct.	Pts.	OP
San Francisco#	13	3	0	.813	505	296
New Orleans	7	9	0	.438	348	407
Atlanta	7	9	0	.438	317	385
L.A. Rams	4	12	0	.250	286	365

**Wild Card qualifier for playoffs; #Top playoff seed in conference*
 Miami finished ahead of New England based on head-to-head sweep (2-0). Kansas City finished ahead of L.A. Raiders based on head-to-head sweep (2-0). Green Bay was first Wild Card based on best head-to-head record (3-1) vs. Detroit (2-2) and Chicago (1-3) and better conference record (8-4) than N.Y. Giants (6-6). Detroit was second Wild Card based on better division record (4-4) than Chicago (3-5) and head-to-head victory over N.Y. Giants (1-0). Chicago was third Wild Card based on better record against common opponents (4-4) than N.Y. Giants (3-5). New Orleans finished ahead of Atlanta based on head-to-head sweep (2-0).

Wild Card playoffs: MIAMI 27, Kansas City 17;
 CLEVELAND 20, New England 13
 Divisional playoffs: PITTSBURGH 29, Cleveland 9;
 SAN DIEGO 22, Miami 21
 AFC Championship: San Diego 17, PITTSBURGH 13
 Wild Card playoffs: GREEN BAY 16, Detroit 12;
 Chicago 35, MINNESOTA 18
 Divisional playoffs: SAN FRANCISCO 44, Chicago 15;
 DALLAS 35, Green Bay 9
 NFC Championship: SAN FRANCISCO 38, Dallas 28
 Super Bowl XXIX: San Francisco (NFC) 49, San Diego (AFC) 26
 at Joe Robbie Stadium, Miami, Florida

Playoff Seeds

AFC

- Pittsburgh
- San Diego
- Miami
- Cleveland
- New England
- Kansas City

NFC

- San Francisco
- Dallas
- Minnesota
- Green Bay
- Detroit
- Chicago

1993

AMERICAN CONFERENCE

Eastern Division

	W	L	T	Pct.	Pts.	OP
Buffalo#	12	4	0	.750	329	242
Miami	9	7	0	.563	349	351
N.Y. Jets	8	8	0	.500	270	247
New England	5	11	0	.313	238	286
Indianapolis	4	12	0	.250	189	378

Central Division

	W	L	T	Pct.	Pts.	OP
Houston	12	4	0	.750	368	238
Pittsburgh*	9	7	0	.563	308	281
Cleveland	7	9	0	.438	304	307
Cincinnati	3	13	0	.188	187	319

Western Division

	W	L	T	Pct.	Pts.	OP
Kansas City	11	5	0	.688	328	291
L.A. Raiders*	10	6	0	.625	306	326
Denver*	9	7	0	.563	373	284
San Diego	8	8	0	.500	322	290
Seattle	6	10	0	.375	280	314

NATIONAL CONFERENCE

Eastern Division

	W	L	T	Pct.	Pts.	OP
Dallas#	12	4	0	.750	376	229
N.Y. Giants*	11	5	0	.688	288	205
Philadelphia	8	8	0	.500	293	315
Phoenix	7	9	0	.438	326	269
Washington	4	12	0	.250	230	345

Central Division

	W	L	T	Pct.	Pts.	OP
Detroit	10	6	0	.625	298	292
Minnesota*	9	7	0	.563	277	290
Green Bay*	9	7	0	.563	340	282
Chicago	7	9	0	.438	234	230
Tampa Bay	5	11	0	.313	237	376

Western Division

	W	L	T	Pct.	Pts.	OP
San Francisco	10	6	0	.625	473	295
New Orleans	8	8	0	.500	317	343
Atlanta	6	10	0	.375	316	385
L.A. Rams	5	11	0	.313	221	367

**Wild Card qualifier for playoffs; #Top playoff seed in conference*
 Buffalo was top playoff seed based on head-to-head victory over Houston (1-0). Denver was second Wild Card ahead of Pittsburgh and Miami based on better conference record (8-4 to Steelers' 7-5 to Dolphins' 6-6). Pittsburgh was third Wild Card ahead of Miami based on head-to-head victory. San Francisco was second playoff seed based on head-to-head victory over Detroit (1-0). Minnesota finished ahead of Green Bay based on head-to-head sweep (2-0).

Wild Card playoffs: KANSAS CITY 27, Pittsburgh 24 (OT);
 L.A. RAIDERS 42, Denver 24
 Divisional playoffs: BUFFALO 29, L.A. Raiders 23;
 Kansas City 28, HOUSTON 20
 AFC Championship: BUFFALO 30, Kansas City 13
 Wild Card playoffs: Green Bay 28, DETROIT 24;
 N.Y. GIANTS 17, Minnesota 10
 Divisional playoffs: SAN FRANCISCO 44, N.Y. Giants 3;
 DALLAS 27, Green Bay 17
 NFC Championship: DALLAS 38, San Francisco 21
 Super Bowl XXVIII: Dallas (NFC) 30, Buffalo (AFC) 13
 at Georgia Dome, Atlanta, Georgia

Playoff Seeds

AFC

- Buffalo
- Houston
- Kansas City
- L.A. Raiders
- Denver
- Pittsburgh

NFC

- Dallas
- San Francisco
- Detroit
- N.Y. Giants
- Minnesota
- Green Bay

PAST STANDINGS

1992

AMERICAN CONFERENCE

Eastern Division

	W	L	T	Pct.	Pts.	OP
Miami	11	5	0	.688	340	281
Buffalo*	11	5	0	.688	381	283
Indianapolis	9	7	0	.563	216	302
N.Y. Jets	4	12	0	.250	220	315
New England	2	14	0	.125	205	363

Central Division

	W	L	T	Pct.	Pts.	OP
Pittsburgh#	11	5	0	.688	299	225
Houston*	10	6	0	.625	352	258
Cleveland	7	9	0	.438	272	275
Cincinnati	5	11	0	.313	274	364

Western Division

	W	L	T	Pct.	Pts.	OP
San Diego	11	5	0	.688	335	241
Kansas City*	10	6	0	.625	348	282
Denver	8	8	0	.500	262	329
L.A. Raiders	7	9	0	.438	249	281
Seattle	2	14	0	.125	140	312

NATIONAL CONFERENCE

Eastern Division

	W	L	T	Pct.	Pts.	OP
Dallas	13	3	0	.813	409	243
Philadelphia*	11	5	0	.688	354	245
Washington*	9	7	0	.563	300	255
N.Y. Giants	6	10	0	.375	306	367
Phoenix	4	12	0	.250	243	332

Central Division

	W	L	T	Pct.	Pts.	OP
Minnesota	11	5	0	.688	374	249
Green Bay	9	7	0	.563	276	296
Tampa Bay	5	11	0	.313	267	365
Chicago	5	11	0	.313	295	361
Detroit	5	11	0	.313	273	332

Western Division

	W	L	T	Pct.	Pts.	OP
San Francisco#	14	2	0	.875	431	236
New Orleans*	12	4	0	.750	330	202
Atlanta	6	10	0	.375	327	414
L.A. Rams	6	10	0	.375	313	383

*Wild Card qualifier for playoffs; #Top playoff seed in conference
 Pittsburgh was top playoff seed, and Miami was second playoff seed ahead of San Diego, based on conference record (10-2 to Dolphins' 9-3 to Chargers' 9-5). Miami finished ahead of Buffalo based on better conference record (9-3 to Bills' 7-5). Houston was second Wild Card based on head-to-head victory over Kansas City (1-0). Washington was third Wild Card based on better conference record than Green Bay (7-5 to Packers' 6-6). Tampa Bay finished ahead of Chicago and Chicago finished ahead of Detroit based on better conference record (5-9 to Bears' 4-8 and Lions' 3-9). Atlanta finished ahead of L.A. Rams based on better record against common opponents (5-7 to Rams' 4-8).

Wild Card playoffs: SAN DIEGO 17, Kansas City 0;

BUFFALO 41, Houston 38 (OT)

Divisional playoffs: Buffalo 24, PITTSBURGH 3; MIAMI 31, San Diego 0

AFC Championship: Buffalo 29, MIAMI 10

Wild Card playoffs: Washington 24, MINNESOTA 7; Philadelphia 36, NEW ORLEANS 20

Divisional playoffs: SAN FRANCISCO 20, Washington 13; DALLAS 34, Philadelphia 10

NFC Championship: Dallas 30, SAN FRANCISCO 20

Super Bowl XXVII: Dallas (NFC) 52, Buffalo (AFC) 17 at Rose Bowl, Pasadena, California

Playoff Seeds

AFC

1. Pittsburgh
2. Miami
3. San Diego
4. Buffalo
5. Houston
6. Kansas City

NFC

1. San Francisco
2. Dallas
3. Minnesota
4. New Orleans
5. Philadelphia
6. Washington

1991

AMERICAN CONFERENCE

Eastern Division

	W	L	T	Pct.	Pts.	OP
Buffalo#	13	3	0	.813	458	318
N.Y. Jets*	8	8	0	.500	314	293
Miami	8	8	0	.500	343	349
New England	6	10	0	.375	211	305
Indianapolis	1	15	0	.063	143	381

Central Division

	W	L	T	Pct.	Pts.	OP
Houston	11	5	0	.688	386	251
Pittsburgh	7	9	0	.438	292	344
Cleveland	6	10	0	.375	293	298
Cincinnati	3	13	0	.188	263	435

Western Division

	W	L	T	Pct.	Pts.	OP
Denver	12	4	0	.750	304	235
Kansas City*	10	6	0	.625	322	252
L.A. Raiders*	9	7	0	.563	298	297
Seattle	7	9	0	.438	276	261
San Diego	4	12	0	.250	274	342

NATIONAL CONFERENCE

Eastern Division

	W	L	T	Pct.	Pts.	OP
Washington#	14	2	0	.875	485	224
Dallas*	11	5	0	.688	342	310
Philadelphia	10	6	0	.625	285	244
N.Y. Giants	8	8	0	.500	281	297
Phoenix	4	12	0	.250	196	344

Central Division

	W	L	T	Pct.	Pts.	OP
Detroit	12	4	0	.750	339	295
Chicago*	11	5	0	.688	299	269
Minnesota	8	8	0	.500	301	306
Green Bay	4	12	0	.250	273	313
Tampa Bay	3	13	0	.188	199	365

Western Division

	W	L	T	Pct.	Pts.	OP
New Orleans	11	5	0	.688	341	211
Atlanta*	10	6	0	.625	361	338
San Francisco	10	6	0	.625	393	239
L.A. Rams	3	13	0	.188	234	390

*Wild Card qualifier for playoffs; #Top playoff seed in conference
 N.Y. Jets finished ahead of Miami based on head-to-head sweep (2-0). Chicago was first Wild Card based on better conference record than Dallas (9-3 to Cowboys' 8-4). Atlanta finished ahead of San Francisco based on head-to-head sweep (2-0), and was third Wild Card ahead of Philadelphia based on better conference record (7-5 to Eagles' 6-6).

Wild Card playoffs: KANSAS CITY 10, L.A. Raiders 6; HOUSTON 17, N.Y. Jets 10

Divisional playoffs: DENVER 26, Houston 24;

BUFFALO 37, Kansas City 14

AFC Championship: BUFFALO 10, Denver 7

Wild Card playoffs: Atlanta 27, NEW ORLEANS 20;

Dallas 17, CHICAGO 13

Divisional playoffs: WASHINGTON 24, Atlanta 7;

DETROIT 38, Dallas 6

NFC Championship: WASHINGTON 41, Detroit 10

Super Bowl XXVI: Washington (NFC) 37, Buffalo (AFC) 24

at Hubert H. Humphrey Metrodome, Minneapolis, Minnesota

Playoff Seeds

AFC

1. Buffalo
2. Denver
3. Houston
4. Kansas City
5. L.A. Raiders
6. N.Y. Jets

NFC

1. Washington
2. Detroit
3. New Orleans
4. Chicago
5. Dallas
6. Atlanta

PAST STANDINGS

1990

AMERICAN CONFERENCE						NATIONAL CONFERENCE					
Eastern Division						Eastern Division					
	W	L	T	Pct.	OP		W	L	T	Pct.	OP
Buffalo#	13	3	0	.813	428 263	N.Y. Giants	13	3	0	.813	335 211
Miami*	12	4	0	.750	336 242	Philadelphia*	10	6	0	.625	396 299
Indianapolis	7	9	0	.438	281 353	Washington*	10	6	0	.625	381 301
N.Y. Jets	6	10	0	.375	295 345	Dallas	7	9	0	.438	244 308
New England	1	15	0	.063	181 446	Phoenix	5	11	0	.313	268 396
Central Division						Central Division					
	W	L	T	Pct.	OP		W	L	T	Pct.	OP
Cincinnati	9	7	0	.563	360 352	Chicago	11	5	0	.688	348 280
Houston*	9	7	0	.563	405 307	Tampa Bay	6	10	0	.375	264 367
Pittsburgh	9	7	0	.563	292 240	Detroit	6	10	0	.375	373 413
Cleveland	3	13	0	.188	228 462	Green Bay	6	10	0	.375	271 347
Western Division						Western Division					
	W	L	T	Pct.	OP		W	L	T	Pct.	OP
L.A. Raiders	12	4	0	.750	337 268	San Francisco#	14	2	0	.875	353 239
Kansas City*	11	5	0	.688	369 257	New Orleans*	8	8	0	.500	274 275
Seattle	9	7	0	.563	306 286	L.A. Rams	5	11	0	.313	345 412
San Diego	6	10	0	.375	315 281	Atlanta	5	11	0	.313	348 365
Denver	5	11	0	.313	331 374						

*Wild Card qualifier for playoffs; #Top playoff seed in conference
 Cincinnati finished ahead of Houston and Pittsburgh based on best head-to-head record (3-1 to Oilers' 2-2 to Steelers' 1-3). Houston was Wild Card based on better conference record (8-4) than Seattle (7-5) and Pittsburgh (6-6). Philadelphia finished ahead of Washington based on better division record (5-3 to Redskins' 4-4). Tampa Bay was second in NFC Central based on best head-to-head record (5-1) against Detroit (2-4), Green Bay (3-3), and Minnesota (2-4). Detroit finished third based on best net division points (minus 8) against Green Bay (minus 40). Green Bay finished ahead of Minnesota based on better conference record (5-7 to Vikings' 4-8). The L.A. Rams finished ahead of Atlanta based on net points in division (plus 1 to Falcons' minus 31).

Wild Card playoffs: MIAMI 17, Kansas City 16;
 CINCINNATI 41, Houston 14
 Divisional playoffs: BUFFALO 44, Miami 34;
 L.A. RAIDERS 20, Cincinnati 10
 AFC Championship: BUFFALO 51, L.A. Raiders 3
 Wild Card playoffs: Washington 20, PHILADELPHIA 6;
 CHICAGO 16, New Orleans 6
 Divisional playoffs: SAN FRANCISCO 28, Washington 10;
 N.Y. GIANTS 31, Chicago 3
 NFC Championship: N.Y. Giants 15, SAN FRANCISCO 13
 Super Bowl XXV: N.Y. Giants (NFC) 20, Buffalo (AFC) 19
 at Tampa Stadium, Tampa, Florida

Playoff Seeds

AFC	NFC
1. Buffalo	1. San Francisco
2. L.A. Raiders	2. N.Y. Giants
3. Cincinnati	3. Chicago
4. Miami	4. Philadelphia
5. Kansas City	5. Washington
6. Houston	6. New Orleans

1989

AMERICAN CONFERENCE						NATIONAL CONFERENCE					
Eastern Division						Eastern Division					
	W	L	T	Pct.	OP		W	L	T	Pct.	OP
Buffalo	9	7	0	.563	409 317	N.Y. Giants	12	4	0	.750	348 252
Indianapolis	8	8	0	.500	298 301	Philadelphia*	11	5	0	.688	342 274
Miami	8	8	0	.500	331 379	Washington	10	6	0	.625	386 308
New England	5	11	0	.313	297 391	Phoenix	5	11	0	.313	258 377
N.Y. Jets	4	12	0	.250	253 411	Dallas	1	15	0	.063	204 393
Central Division						Central Division					
	W	L	T	Pct.	OP		W	L	T	Pct.	OP
Cleveland	9	6	1	.594	334 254	Minnesota	10	6	0	.625	351 275
Houston*	9	7	0	.563	365 412	Green Bay	10	6	0	.625	362 356
Pittsburgh*	9	7	0	.563	265 326	Detroit	7	9	0	.438	312 364
Cincinnati	8	8	0	.500	404 285	Chicago	6	10	0	.375	358 377
Western Division						Western Division					
	W	L	T	Pct.	OP		W	L	T	Pct.	OP
Denver#	11	5	0	.688	362 226	San Francisco#	14	2	0	.875	442 253
Kansas City	8	7	1	.531	318 286	L.A. Rams*	11	5	0	.688	426 344
L.A. Raiders	8	8	0	.500	315 297	New Orleans	9	7	0	.563	386 301
Seattle	7	9	0	.438	241 327	Tampa Bay	5	11	0	.313	320 419
San Diego	6	10	0	.375	266 290	Atlanta	3	13	0	.188	279 437

*Wild Card qualifier for playoffs; #Top playoff seed in conference
 Indianapolis finished ahead of Miami based on better conference record (7-5 vs. Dolphins' 6-8). Houston finished ahead of Pittsburgh based on head-to-head sweep (2-0). The L.A. Rams did not play San Francisco in the divisional playoffs because, from 1970-1989, two teams from the same division could not meet prior to the conference championship game. Philadelphia was first Wild Card ahead of L.A. Rams based on better record against common opponents (7-3 to Rams' 5-4). Minnesota finished ahead of Green Bay based on better division record (6-2 vs. Packers' 5-3).

Wild Card playoff: Pittsburgh 26, HOUSTON 23 (OT)
 Divisional playoffs: CLEVELAND 34, Buffalo 30;
 DENVER 24, Pittsburgh 23
 AFC Championship: DENVER 37, Cleveland 21
 Wild Card playoff: L.A. Rams 21, PHILADELPHIA 7
 Divisional playoffs: L.A. Rams 19, N.Y. GIANTS 13 (OT);
 SAN FRANCISCO 41, Minnesota 13
 NFC Championship: SAN FRANCISCO 30, L.A. Rams 3
 Super Bowl XXIV: San Francisco (NFC) 55, Denver (AFC) 10
 at Louisiana Superdome, New Orleans, Louisiana

PAST STANDINGS

1988

AMERICAN CONFERENCE

Eastern Division

	W	L	T	Pct.	Pts.	OP
Buffalo	12	4	0	.750	329	237
Indianapolis	9	7	0	.563	354	315
New England	9	7	0	.563	250	284
N.Y. Jets	8	7	1	.531	372	354
Miami	6	10	0	.375	319	380

Central Division

	W	L	T	Pct.	Pts.	OP
Cincinnati#	12	4	0	.750	448	329
Cleveland*	10	6	0	.625	304	288
Houston*	10	6	0	.625	424	365
Pittsburgh	5	11	0	.313	336	421

Western Division

	W	L	T	Pct.	Pts.	OP
Seattle	9	7	0	.563	339	329
Denver	8	8	0	.500	327	352
L.A. Raiders	7	9	0	.438	325	369
San Diego	6	10	0	.375	231	332
Kansas City	4	11	1	.281	254	320

NATIONAL CONFERENCE

Eastern Division

	W	L	T	Pct.	Pts.	OP
Philadelphia	10	6	0	.625	379	319
N.Y. Giants	10	6	0	.625	359	304
Washington	7	9	0	.438	345	387
Phoenix	7	9	0	.438	344	398
Dallas	3	13	0	.188	265	381

Central Division

	W	L	T	Pct.	Pts.	OP
Chicago#	12	4	0	.750	312	215
Minnesota*	11	5	0	.688	406	233
Tampa Bay	5	11	0	.313	261	350
Detroit	4	12	0	.250	220	313
Green Bay	4	12	0	.250	240	315

Western Division

	W	L	T	Pct.	Pts.	OP
San Francisco	10	6	0	.625	369	294
L.A. Rams*	10	6	0	.625	407	293
New Orleans	10	6	0	.625	312	283
Atlanta	5	11	0	.313	244	315

**Wild Card qualifier for playoffs; #Top playoff seed in conference*
 Cincinnati was top playoff seed ahead of Buffalo based on head-to-head victory (1-0). Indianapolis finished ahead of New England based on better record against common opponents (7-5 to Patriots' 6-6). Cleveland finished ahead of Houston based on better division record (4-2 to Oilers' 3-3). Houston did not play Cincinnati, and Minnesota did not play Chicago in the divisional playoffs because, from 1970-1989, two teams from the same division could not meet prior to the conference championship game. Philadelphia finished first in NFC East based on head-to-head sweep of N.Y. Giants (2-0). Washington finished third in NFC East based on better division record (4-4) than Phoenix (3-5). Detroit finished fourth in NFC Central based on head-to-head sweep of Green Bay (2-0). San Francisco finished first in NFC West based on better head-to-head record (3-1) against L.A. Rams (2-2) and New Orleans (1-3). San Francisco finished with second playoff seed ahead of Philadelphia based on better record against common opponents (5-3 to Eagles' 5-4). L.A. Rams finished second in NFC West based on better division record (4-2) than New Orleans (3-3) and earned Wild-Card position based on better conference record (8-4) than N.Y. Giants (9-5) and New Orleans (6-6).

Wild Card playoff: Houston 24, CLEVELAND 23
 Divisional playoffs: CINCINNATI 21, Seattle 13;
 BUFFALO 17, Houston 10
 AFC Championship: CINCINNATI 21, Buffalo 10
 Wild Card playoff: MINNESOTA 28, L.A. Rams 17
 Divisional playoffs: CHICAGO 20, Philadelphia 12;
 SAN FRANCISCO 34, Minnesota 9
 NFC Championship: San Francisco 28, CHICAGO 3
 Super Bowl XXIII: San Francisco (NFC) 20, Cincinnati (AFC) 16
 at Joe Robbie Stadium, Miami, Florida

1987

AMERICAN CONFERENCE

Eastern Division

	W	L	T	Pct.	Pts.	OP
Indianapolis	9	6	0	.600	300	238
New England	8	7	0	.533	320	293
Miami	8	7	0	.533	362	335
Buffalo	7	8	0	.467	270	305
N.Y. Jets	6	9	0	.400	334	360

Central Division

	W	L	T	Pct.	Pts.	OP
Cleveland	10	5	0	.667	390	239
Houston*	9	6	0	.600	345	349
Pittsburgh	8	7	0	.533	285	299
Cincinnati	4	11	0	.267	285	370

Western Division

	W	L	T	Pct.	Pts.	OP
Denver#	10	4	1	.700	379	288
Seattle*	9	6	0	.600	371	314
San Diego	8	7	0	.533	253	317
L.A. Raiders	5	10	0	.333	301	289
Kansas City	4	11	0	.267	273	388

NATIONAL CONFERENCE

Eastern Division

	W	L	T	Pct.	Pts.	OP
Washington	11	4	0	.733	379	285
Dallas	7	8	0	.467	340	348
St. Louis	7	8	0	.467	362	368
Philadelphia	7	8	0	.467	337	380
N.Y. Giants	6	9	0	.400	280	312

Central Division

	W	L	T	Pct.	Pts.	OP
Chicago	11	4	0	.733	356	282
Minnesota*	8	7	0	.533	336	335
Green Bay	5	9	1	.367	255	300
Tampa Bay	4	11	0	.267	286	360
Detroit	4	11	0	.267	269	384

Western Division

	W	L	T	Pct.	Pts.	OP
San Francisco#	13	2	0	.867	459	253
New Orleans*	12	3	0	.800	422	283
L.A. Rams	6	9	0	.400	317	361
Atlanta	3	12	0	.200	205	436

**Wild Card qualifier for playoffs; #Top playoff seed in conference*
 New England finished ahead of Miami based on head-to-head sweep (2-0). Houston was first Wild Card ahead of Seattle based on better conference record (7-4 to Seahawks' 5-6). Chicago was second playoff seed ahead of Washington based on better conference record (9-2 to Redskins' 9-3). Dallas finished ahead of St. Louis and Philadelphia based on better division record (4-4 to Cardinals' 3-5 and Eagles' 3-5). St. Louis finished ahead of Philadelphia based on better conference record (7-7 to Eagles' 4-7). Tampa Bay finished ahead of Detroit based on better division record (3-4 to Lions' 2-5).

Wild Card playoff: HOUSTON 23, Seattle 20 (OT)
 Divisional playoffs: CLEVELAND 38, Indianapolis 21;
 DENVER 34, Houston 10
 AFC Championship: DENVER 38, Cleveland 33
 Wild Card playoff: Minnesota 44, NEW ORLEANS 10
 Divisional playoffs: Minnesota 36, SAN FRANCISCO 24;
 Washington 21, CHICAGO 17
 NFC Championship: WASHINGTON 17, Minnesota 10
 Super Bowl XXII: Washington (NFC) 42, Denver (AFC) 10
 at San Diego Jack Murphy Stadium, San Diego, California
 Note: 1987 regular season was reduced from 16 to 15 games for each team due to players' strike.

PAST STANDINGS

1986

AMERICAN CONFERENCE						NATIONAL CONFERENCE					
Eastern Division						Eastern Division					
	W	L	T	Pct.	OP		W	L	T	Pct.	OP
New England	11	5	0	.688	412 307	N.Y. Giants#	14	2	0	.875	371 236
N.Y. Jets*	10	6	0	.625	364 386	Washington*	12	4	0	.750	368 296
Miami	8	8	0	.500	430 405	Dallas	7	9	0	.438	346 337
Buffalo	4	12	0	.250	287 348	Philadelphia	5	10	1	.344	256 312
Indianapolis	3	13	0	.188	229 400	St. Louis	4	11	1	.261	218 351
Central Division						Central Division					
	W	L	T	Pct.	OP		W	L	T	Pct.	OP
Cleveland#	12	4	0	.750	391 310	Chicago	14	2	0	.875	352 187
Cincinnati	10	6	0	.625	409 394	Minnesota	9	7	0	.563	398 273
Pittsburgh	6	10	0	.375	307 336	Detroit	5	11	0	.313	277 326
Houston	5	11	0	.313	274 329	Green Bay	4	12	0	.250	254 418
Western Division						Western Division					
	W	L	T	Pct.	OP		W	L	T	Pct.	OP
Denver	11	5	0	.688	378 327	Tampa Bay	2	14	0	.125	239 473
Kansas City*	10	6	0	.625	358 326	San Francisco	10	5	1	.656	374 247
Seattle	10	6	0	.625	366 293	L.A. Rams*	10	6	0	.625	309 267
L.A. Raiders	8	8	0	.500	323 346	Atlanta	7	8	1	.469	280 280
San Diego	4	12	0	.250	335 396	New Orleans	7	9	0	.438	288 287

**Wild Card qualifier for playoffs; #Top playoff seed in conference*
 Denver was second playoff seed ahead of New England based on head-to-head victory (1-0). N.Y. Jets were first Wild Card based on better conference record (8-4) than Kansas City (9-5), Seattle (7-5), and Cincinnati (7-5). Kansas City was second Wild Card based on better conference record (9-5) than Seattle (7-5) and Cincinnati (7-5). N.Y. Giants were top playoff seed based on better conference record than Chicago (11-1 to Bears' 10-2). Washington did not play the N.Y. Giants in the divisional playoffs because, from 1970-1989, two teams from the same division could not meet prior to the conference championship game.

Wild Card playoff: N.Y. JETS 35, Kansas City 15
 Divisional playoffs: CLEVELAND 23, N.Y. Jets 20 (OT); DENVER 22, New England 17
 AFC Championship: Denver 23, CLEVELAND 20 (OT)
 Wild Card playoff: WASHINGTON 19, L.A. Rams 7
 Divisional playoffs: Washington 27, CHICAGO 13
 N.Y. GIANTS 49, San Francisco 3
 NFC Championship: N.Y. GIANTS 17, Washington 0
 Super Bowl XXI: N.Y. Giants (NFC) 39, Denver (AFC) 20 at Rose Bowl, Pasadena, California

1985

AMERICAN CONFERENCE						NATIONAL CONFERENCE					
Eastern Division						Eastern Division					
	W	L	T	Pct.	OP		W	L	T	Pct.	OP
Miami	12	4	0	.750	428 320	Dallas	10	6	0	.625	357 333
N.Y. Jets*	11	5	0	.688	393 264	N.Y. Giants*	10	6	0	.625	399 283
New England*	11	5	0	.688	362 290	Washington	10	6	0	.625	297 312
Indianapolis	5	11	0	.313	320 386	Philadelphia	7	9	0	.438	286 310
Buffalo	2	14	0	.125	200 381	St. Louis	5	11	0	.313	278 414
Central Division						Central Division					
	W	L	T	Pct.	OP		W	L	T	Pct.	OP
Cleveland	8	8	0	.500	287 294	Chicago#	15	1	0	.938	456 198
Cincinnati	7	9	0	.438	441 437	Green Bay	8	8	0	.500	337 355
Pittsburgh	7	9	0	.438	379 355	Minnesota	7	9	0	.438	346 359
Houston	5	11	0	.313	284 412	Detroit	7	9	0	.438	307 366
Western Division						Western Division					
	W	L	T	Pct.	OP		W	L	T	Pct.	OP
L.A. Raiders#	12	4	0	.750	354 308	L.A. Rams	11	5	0	.688	340 277
Denver	11	5	0	.688	380 329	San Francisco*	10	6	0	.625	411 263
Seattle	8	8	0	.500	349 303	San Francisco*	10	6	0	.625	411 263
San Diego	8	8	0	.500	467 435	New Orleans	5	11	0	.313	294 401
Kansas City	6	10	0	.375	317 360	Atlanta	4	12	0	.250	282 452

**Wild Card qualifier for playoffs; #Top playoff seed in conference*
 L.A. Raiders were top playoff seed ahead of Miami based on better record against common opponents (5-1 to 4-2). N.Y. Jets were first Wild Card based on better conference record (9-3) than New England (8-4) and Denver (8-4). New England was second Wild Card ahead of Denver based on better record against common opponents (4-2 to Broncos' 3-3). Cincinnati finished ahead of Pittsburgh based on head-to-head sweep (2-0). Seattle finished ahead of San Diego based on head-to-head sweep (2-0). Dallas finished ahead of N.Y. Giants and Washington based on better head-to-head record (4-0 to Giants' 1-3 and Redskins' 1-3). N.Y. Giants were first Wild Card based on better conference record (8-4) than San Francisco (7-5) and Washington (6-6). San Francisco was second Wild Card based on head-to-head victory over Washington (1-0). Minnesota finished ahead of Detroit based on better division record (3-5 to Lions' 2-6).

Wild Card playoff: New England 26, N.Y. JETS 14
 Divisional playoffs: MIAMI 24, Cleveland 21; New England 27, L.A. RAIDERS 20
 AFC Championship: New England 31, MIAMI 14
 Wild Card playoff: N.Y. GIANTS 17, San Francisco 3
 Divisional playoffs: L.A. RAMS 20, Dallas 0; CHICAGO 21, N.Y. Giants 0
 NFC Championship: CHICAGO 24, L.A. Rams 0
 Super Bowl XX: Chicago (NFC) 46, New England (AFC) 10 at Louisiana Superdome, New Orleans, Louisiana

PAST STANDINGS

1984

AMERICAN CONFERENCE

Eastern Division

	W	L	T	Pct.	Pts.	OP
Miami#	14	2	0	.875	513	298
New England	9	7	0	.563	362	352
N.Y. Jets	7	9	0	.438	332	364
Indianapolis	4	12	0	.250	239	414
Buffalo	2	14	0	.125	250	454

Central Division

	W	L	T	Pct.	Pts.	OP
Pittsburgh	9	7	0	.563	387	310
Cincinnati	8	8	0	.500	339	339
Cleveland	5	11	0	.313	250	297
Houston	3	13	0	.188	240	437

Western Division

	W	L	T	Pct.	Pts.	OP
Denver	13	3	0	.813	353	241
Seattle*	12	4	0	.750	418	282
L.A. Raiders*	11	5	0	.688	368	278
Kansas City	8	8	0	.500	314	324
San Diego	7	9	0	.438	394	413

NATIONAL CONFERENCE

Eastern Division

	W	L	T	Pct.	Pts.	OP
Washington	11	5	0	.688	426	310
N.Y. Giants*	9	7	0	.563	299	301
St. Louis	9	7	0	.563	423	345
Dallas	9	7	0	.563	308	308
Philadelphia	6	9	1	.406	278	320

Central Division

	W	L	T	Pct.	Pts.	OP
Chicago	10	6	0	.625	325	248
Green Bay	8	8	0	.500	390	309
Tampa Bay	6	10	0	.375	335	380
Detroit	4	11	1	.281	283	408
Minnesota	3	13	0	.188	276	484

Western Division

	W	L	T	Pct.	Pts.	OP
San Francisco#	15	1	0	.938	475	227
L.A. Rams*	10	6	0	.625	346	316
New Orleans	7	9	0	.438	298	361
Atlanta	4	12	0	.250	281	382

*Wild Card qualifier for playoffs; #Top playoff seed in conference
 N.Y. Giants finished ahead of St. Louis and Dallas based on best head-to-head record (3-1 to Cardinals' 2-2 and Cowboys' 1-3). St. Louis finished ahead of Dallas based on better division record (5-3 to Cowboys' 3-5).

Wild Card playoff: SEATTLE 13, L.A. Raiders 7

Divisional playoffs: MIAMI 31, Seattle 10;

Pittsburgh 24, DENVER 17

AFC Championship: MIAMI 45, Pittsburgh 28

Wild Card playoff: N.Y. Giants 16, L.A. RAMS 13

Divisional playoffs: SAN FRANCISCO 21, N.Y. Giants 10; Chicago 23, WASHINGTON 19

NFC Championship: SAN FRANCISCO 23, Chicago 0

Super Bowl XIX: San Francisco (NFC) 38, Miami (AFC) 16 at Stanford Stadium, Stanford, California

1983

AMERICAN CONFERENCE

Eastern Division

	W	L	T	Pct.	Pts.	OP
Miami	12	4	0	.750	389	250
New England	8	8	0	.500	274	289
Buffalo	8	8	0	.500	283	351
Baltimore	7	9	0	.438	264	354
N.Y. Jets	7	9	0	.438	313	331

Central Division

	W	L	T	Pct.	Pts.	OP
Pittsburgh	10	6	0	.625	355	303
Cleveland	9	7	0	.563	356	342
Cincinnati	7	9	0	.438	346	302
Houston	2	14	0	.125	288	460

Western Division

	W	L	T	Pct.	Pts.	OP
L.A. Raiders#	12	4	0	.750	442	338
Seattle*	9	7	0	.563	403	397
Denver*	9	7	0	.563	302	327
San Diego	6	10	0	.375	358	462
Kansas City	6	10	0	.375	386	367

NATIONAL CONFERENCE

Eastern Division

	W	L	T	Pct.	Pts.	OP
Washington#	14	2	0	.875	541	332
Dallas*	12	4	0	.750	479	360
St. Louis	8	7	1	.531	374	428
Philadelphia	5	11	0	.313	233	322
N.Y. Giants	3	12	1	.219	267	347

Central Division

	W	L	T	Pct.	Pts.	OP
Detroit	9	7	0	.563	347	286
Green Bay	8	8	0	.500	429	439
Chicago	8	8	0	.500	311	301
Minnesota	8	8	0	.500	316	348
Tampa Bay	2	14	0	.125	241	380

Western Division

	W	L	T	Pct.	Pts.	OP
San Francisco	10	6	0	.625	432	293
L.A. Rams*	9	7	0	.563	361	344
New Orleans	8	8	0	.500	319	337
Atlanta	7	9	0	.438	370	389

*Wild Card qualifier for playoffs; #Top playoff seed in conference
 L.A. Raiders were top playoff seed ahead of Miami based on head-to-head victory (1-0). Seattle was first Wild Card ahead of Denver based on better division record (5-3 to Broncos' 3-5) after Cleveland was eliminated from three-way tie based on losing head-to-head to both Seattle and Denver. Seattle did not play the L.A. Raiders in the divisional playoffs because, from 1970-1989, two teams from the same division could not meet prior to the conference championship game. New England finished ahead of Buffalo based on head-to-head sweep (2-0). Baltimore finished ahead of N.Y. Jets based on better conference record (5-9 to Jets' 4-8). San Diego finished ahead of Kansas City based on head-to-head sweep (2-0). Green Bay finished ahead of Chicago based on better record against common opponents (4-4 to Bears' 3-5) after Minnesota was eliminated from three-way tie based on conference record (Chicago 7-7 and Green Bay 6-6 to Vikings' 4-8).

Wild Card playoff: SEATTLE 31, Denver 7

Divisional playoffs: Seattle 27, MIAMI 20;

L.A. RAIDERS 38, Pittsburgh 10

AFC Championship: L.A. RAIDERS 30, Seattle 14

Wild Card playoff: L.A. Rams 24, DALLAS 17

Divisional playoffs: SAN FRANCISCO 24, Detroit 23;

WASHINGTON 51, L.A. Rams 7

NFC Championship: WASHINGTON 24, San Francisco 21

Super Bowl XVIII: L.A. Raiders (AFC) 38, Washington (NFC) 9 at Tampa Stadium, Tampa, Florida

PAST STANDINGS

1982

AMERICAN CONFERENCE						NATIONAL CONFERENCE							
	W	L	T	Pct.	Pts.	OP		W	L	T	Pct.	Pts.	OP
L.A. Raiders#	8	1	0	.889	260	200	Washington#	8	1	0	.889	190	128
Miami	7	2	0	.778	198	131	Dallas	6	3	0	.667	226	145
Cincinnati	7	2	0	.778	232	177	Green Bay	5	3	1	.611	226	169
Pittsburgh	6	3	0	.667	204	146	Minnesota	5	4	0	.556	187	198
San Diego	6	3	0	.667	288	221	Atlanta	5	4	0	.556	183	199
N.Y. Jets	6	3	0	.667	245	166	St. Louis	5	4	0	.556	135	170
New England	5	4	0	.556	143	157	Tampa Bay	5	4	0	.556	158	178
Cleveland	4	5	0	.444	140	182	Detroit	4	5	0	.444	181	176
Buffalo	4	5	0	.444	150	154	New Orleans	4	5	0	.444	129	160
Seattle	4	5	0	.444	127	147	N.Y. Giants	4	5	0	.444	164	160
Kansas City	3	6	0	.333	176	184	San Francisco	3	6	0	.333	209	206
Denver	2	7	0	.222	148	226	Chicago	3	6	0	.333	141	174
Houston	1	8	0	.111	136	245	Philadelphia	3	6	0	.333	191	195
Baltimore	0	8	1	.056	113	236	L.A. Rams	2	7	0	.222	200	250

As the result of a 57-day players' strike, the 1982 NFL regular season schedule was reduced from 16 weeks to 9. At the conclusion of the regular season, the NFL conducted a 16-team postseason Super Bowl Tournament. Eight teams from each conference were seeded 1-8 based on their records during the season.

#Top playoff seed in conference

Miami finished ahead of Cincinnati based on better conference record (6-1 to Bengals' 6-2). Pittsburgh finished ahead of San Diego based on better record against common opponents (3-1 to Chargers' 2-1) after N.Y. Jets were eliminated from three-way tie based on conference record (Pittsburgh and San Diego 5-3 to Jets' 2-3). Cleveland finished ahead of Buffalo and Seattle based on better conference record (4-3 to Bills' 3-3 to Seahawks' 3-5). Buffalo finished ahead of Seattle based on better conference record (3-3 to Seahawks' 3-5). Minnesota (4-1), Atlanta (4-3), St. Louis (5-4), Tampa Bay (3-3) seeds were determined by best won-lost record in conference games. Detroit finished ahead of New Orleans and the N.Y. Giants based on best conference record (4-4 to Saints' 3-5 to Giants' 3-5). New Orleans finished ahead of N.Y. Giants based on better record against common opponents (1-3 to Giants' 0-4). San Francisco finished ahead of Chicago, and Chicago finished ahead of Philadelphia, based on conference record (49ers' 2-3 to Bears' 2-5 to Eagles' 1-5).

First round playoff: MIAMI 28, New England 13;

L.A. RAIDERS 27, Cleveland 10;
N.Y. Jets 44, CINCINNATI 17;
San Diego 31, PITTSBURGH 28

Second round playoff: N.Y. Jets 17, L.A. RAIDERS 14;
MIAMI 34, San Diego 13

AFC Championship: MIAMI 14, N.Y. Jets 0

First round playoff: WASHINGTON 31, Detroit 7;
GREEN BAY 41, St. Louis 16;
MINNESOTA 30, Atlanta 24;
DALLAS 30, Tampa Bay 17

Second round playoff: WASHINGTON 21, Minnesota 7;
DALLAS 37, Green Bay 26

NFC Championship: WASHINGTON 31, Dallas 17

Super Bowl XVII: Washington (NFC) 27, Miami (AFC) 17
at Rose Bowl, Pasadena, California

1981

AMERICAN CONFERENCE						NATIONAL CONFERENCE							
Eastern Division						Eastern Division							
	W	L	T	Pct.	Pts.	OP		W	L	T	Pct.	Pts.	OP
Miami	11	4	1	.719	345	275	Dallas	12	4	0	.750	367	277
N.Y. Jets*	10	5	1	.656	355	287	Philadelphia*	10	6	0	.625	368	221
Buffalo*	10	6	0	.625	311	276	N.Y. Giants*	9	7	0	.563	295	257
Baltimore	2	14	0	.125	259	533	Washington	8	8	0	.500	347	349
New England	2	14	0	.125	322	370	St. Louis	7	9	0	.438	315	408
Central Division						Central Division							
	W	L	T	Pct.	Pts.	OP		W	L	T	Pct.	Pts.	OP
Cincinnati#	12	4	0	.750	421	304	Tampa Bay	9	7	0	.563	315	268
Pittsburgh	8	8	0	.500	356	297	Detroit	8	8	0	.500	397	322
Houston	7	9	0	.438	281	355	Green Bay	8	8	0	.500	324	361
Cleveland	5	11	0	.313	276	375	Minnesota	7	9	0	.438	325	369
Western Division						Western Division							
	W	L	T	Pct.	Pts.	OP		W	L	T	Pct.	Pts.	OP
San Diego	10	6	0	.625	478	390	San Francisco#	13	3	0	.813	357	250
Denver	10	6	0	.625	321	289	Atlanta	7	9	0	.438	426	355
Kansas City	9	7	0	.563	343	290	Los Angeles	6	10	0	.375	303	351
Oakland	7	9	0	.438	273	343	New Orleans	4	12	0	.250	207	378
Seattle	6	10	0	.375	322	388							

***Wild Card qualifier for playoffs; #Top playoff seed in conference**

Baltimore finished ahead of New England based on head-to-head sweep (2-0). San Diego finished ahead of Denver based on better division record (6-2 to Broncos' 5-3). Buffalo was second Wild Card based on head-to-head victory over Denver (1-0). Detroit finished ahead of Green Bay based on better record against common opponents (4-4 to Packers' 3-5).

Wild Card playoff: Buffalo 31, N.Y. JETS 27

Divisional playoffs: San Diego 41, MIAMI 38 (OT);
CINCINNATI 28, Buffalo 21

AFC Championship: CINCINNATI 27, San Diego 7

Wild Card playoff: N.Y. Giants 27, PHILADELPHIA 21

Divisional playoffs: DALLAS 38, Tampa Bay 0;

SAN FRANCISCO 38, N.Y. Giants 24

NFC Championship: SAN FRANCISCO 28, Dallas 27

Super Bowl XVI: San Francisco (NFC) 26, Cincinnati (AFC) 21
at Silverdome, Pontiac, Michigan

PAST STANDINGS

1980

AMERICAN CONFERENCE

Eastern Division

	W	L	T	Pct.	Pts.	OP
Buffalo	11	5	0	.688	320	260
New England	10	6	0	.625	441	325
Miami	8	8	0	.500	266	305
Baltimore	7	9	0	.438	355	387
N.Y. Jets	4	12	0	.250	302	395

Central Division

	W	L	T	Pct.	Pts.	OP
Cleveland	11	5	0	.688	357	310
Houston*	11	5	0	.688	295	251
Pittsburgh	9	7	0	.563	352	313
Cincinnati	6	10	0	.375	244	312

Western Division

	W	L	T	Pct.	Pts.	OP
San Diego#	11	5	0	.688	418	327
Oakland*	11	5	0	.688	364	306
Kansas City	8	8	0	.500	319	336
Denver	8	8	0	.500	310	323
Seattle	4	12	0	.250	291	408

NATIONAL CONFERENCE

Eastern Division

	W	L	T	Pct.	Pts.	OP
Philadelphia	12	4	0	.750	384	222
Dallas*	12	4	0	.750	454	311
Washington	6	10	0	.375	261	293
St. Louis	5	11	0	.313	299	350
N.Y. Giants	4	12	0	.250	249	425

Central Division

	W	L	T	Pct.	Pts.	OP
Minnesota	9	7	0	.563	317	308
Detroit	9	7	0	.563	334	272
Chicago	7	9	0	.438	304	264
Tampa Bay	5	10	1	.344	271	341
Green Bay	5	10	1	.344	231	371

Western Division

	W	L	T	Pct.	Pts.	OP
Atlanta#	12	4	0	.750	405	272
Los Angeles*	11	5	0	.688	424	289
San Francisco	6	10	0	.375	320	415
New Orleans	1	15	0	.063	291	487

**Wild Card qualifier for playoffs; #Top playoff seed in conference*
 San Diego was top playoff seed based on better conference record than Cleveland and Buffalo (9-3 to Browns' 8-4 and Bills' 8-4). Cleveland was second playoff seed based on better record against common opponents (5-2 to Bills' 5-3). Cleveland finished ahead of Houston based on better conference record (8-4 to Oilers' 7-5). Oakland was first Wild Card based on better conference record than Houston (9-3 to Oilers' 7-5). San Diego finished ahead of Oakland based on better net points in division games (plus 60 net points to Raiders' plus 37). Oakland did not play San Diego in the divisional playoffs because, from 1970-1989, two teams from the same division could not meet prior to the conference championship game. Kansas City finished ahead of Denver based on head-to-head sweep (2-0). Atlanta was top playoff seed based on head-to-head victory over Philadelphia (1-0). Philadelphia finished ahead of Dallas based on better net points in division games (plus 84 net points to Cowboys' plus 50). Minnesota finished ahead of Detroit based on better conference record (8-4 to Lions' 9-5). Tampa Bay finished ahead of Green Bay based on better head-to-head record (1-0-1 to Packers' 0-1-1).

Wild Card playoff: OAKLAND 27, Houston 7
 Divisional playoffs: SAN DIEGO 20, Buffalo 14;
 Oakland 14, CLEVELAND 12
 AFC Championship: Oakland 34, SAN DIEGO 27
 Wild Card playoff: DALLAS 34, Los Angeles 13
 Divisional playoffs: PHILADELPHIA 31, Minnesota 16;
 Dallas 30, ATLANTA 27
 NFC Championship: PHILADELPHIA 20, Dallas 7
 Super Bowl XV: Oakland (AFC) 27, Philadelphia (NFC) 10
 at Louisiana Superdome, New Orleans, Louisiana

1979

AMERICAN CONFERENCE

Eastern Division

	W	L	T	Pct.	Pts.	OP
Miami	10	6	0	.625	341	257
New England	9	7	0	.563	411	326
N.Y. Jets	8	8	0	.500	337	383
Buffalo	7	9	0	.438	268	279
Baltimore	5	11	0	.313	271	351

Central Division

	W	L	T	Pct.	Pts.	OP
Pittsburgh	12	4	0	.750	416	262
Houston*	11	5	0	.688	362	331
Cleveland	9	7	0	.563	359	352
Cincinnati	4	12	0	.250	337	421

Western Division

	W	L	T	Pct.	Pts.	OP
San Diego#	12	4	0	.750	411	246
Denver*	10	6	0	.625	289	262
Seattle	9	7	0	.563	378	372
Oakland	9	7	0	.563	365	337
Kansas City	7	9	0	.438	238	262

NATIONAL CONFERENCE

Eastern Division

	W	L	T	Pct.	Pts.	OP
Dallas#	11	5	0	.688	371	313
Philadelphia*	11	5	0	.688	339	282
Washington	10	6	0	.625	348	295
N.Y. Giants	6	10	0	.375	237	323
St. Louis	5	11	0	.313	307	358

Central Division

	W	L	T	Pct.	Pts.	OP
Tampa Bay	10	6	0	.625	273	237
Chicago*	10	6	0	.625	306	249
Minnesota	7	9	0	.438	259	337
Green Bay	5	11	0	.313	246	316
Detroit	2	14	0	.125	219	365

Western Division

	W	L	T	Pct.	Pts.	OP
Los Angeles	9	7	0	.563	323	309
New Orleans	8	8	0	.500	370	360
Atlanta	6	10	0	.375	300	388
San Francisco	2	14	0	.125	308	416

**Wild Card qualifier for playoffs; #Top playoff seed in conference*
 San Diego was top playoff seed based on head-to-head victory over Pittsburgh (1-0). Seattle finished ahead of Oakland based on head-to-head sweep (2-0). Dallas finished ahead of Philadelphia based on better conference record (10-2 to Eagles' 9-3). Philadelphia did not play Dallas in the divisional playoffs because, from 1970-1989, two teams from the same division could not meet prior to the conference championship game. Tampa Bay finished ahead of Chicago based on a better division record (6-2 to Bears' 5-3). Chicago was second Wild Card ahead of Washington based on better net points in all games (57 to Redskins' 53).

Wild Card playoff: HOUSTON 13, Denver 7
 Divisional playoffs: Houston 17, SAN DIEGO 14;
 PITTSBURGH 34, Miami 14
 AFC Championship: PITTSBURGH 27, Houston 13
 Wild Card playoff: PHILADELPHIA 27, Chicago 17
 Divisional playoffs: TAMPA BAY 24, Philadelphia 17;
 Los Angeles 21, DALLAS 19
 NFC Championship: Los Angeles 9, TAMPA BAY 0
 Super Bowl XIV: Pittsburgh (AFC) 31, Los Angeles (NFC) 19
 at Rose Bowl, Pasadena, California

PAST STANDINGS

1978

AMERICAN CONFERENCE						NATIONAL CONFERENCE					
Eastern Division						Eastern Division					
	W	L	T	Pct.	OP		W	L	T	Pct.	OP
New England	11	5	0	.688	358 286	Dallas	12	4	0	.750	384 208
Miami*	11	5	0	.688	372 254	Philadelphia*	9	7	0	.563	270 250
N.Y. Jets	8	8	0	.500	359 364	Washington	8	8	0	.500	273 283
Buffalo	5	11	0	.313	302 354	St. Louis	6	10	0	.375	248 296
Baltimore	5	11	0	.313	239 421	N.Y. Giants	6	10	0	.375	264 298
Central Division						Central Division					
	W	L	T	Pct.	OP		W	L	T	Pct.	OP
Pittsburgh#	14	2	0	.875	356 195	Minnesota	8	7	1	.531	294 306
Houston*	10	6	0	.625	283 298	Green Bay	8	7	1	.531	249 269
Cleveland	8	8	0	.500	334 356	Detroit	7	9	0	.438	290 300
Cincinnati	4	12	0	.250	252 284	Chicago	7	9	0	.438	253 274
Western Division						Western Division					
	W	L	T	Pct.	OP		W	L	T	Pct.	OP
Denver	10	6	0	.625	282 198	Tampa Bay	5	11	0	.313	241 259
Oakland	9	7	0	.563	311 283	Los Angeles#	12	4	0	.750	316 245
Seattle	9	7	0	.563	345 358	Atlanta*	9	7	0	.563	240 290
San Diego	9	7	0	.563	355 309	New Orleans	7	9	0	.438	281 298
Kansas City	4	12	0	.250	243 327	San Francisco	2	14	0	.125	219 350

*Wild Card qualifier for playoffs; #Top playoff seed in conference
 New England finished ahead of Miami based on better division record (6-2 to Dolphins' 5-3). Buffalo finished ahead of Baltimore based on head-to-head sweep (2-0). Oakland finished ahead of Seattle and San Diego based on better record against common opponents (6-2 to Seahawks' 5-3 and Chargers' 4-4). Atlanta was first Wild Card ahead of Philadelphia based on better record against common opponents (5-2 to Eagles' 5-3). Houston did not play Pittsburgh, and Atlanta did not play Los Angeles in the divisional playoffs because, from 1970-1989, two teams from the same division could not meet prior to the conference championship game. Los Angeles was top playoff seed based on head-to-head victory over Dallas (1-0). St. Louis finished ahead of N.Y. Giants based on better division record (3-5 to Giants' 2-6). Minnesota finished ahead of Green Bay based on better head-to-head record (1-0-1). Detroit finished ahead of Chicago based on better division record (4-4 to Bears' 3-5).

Wild Card playoff: Houston 17, MIAMI 9
 Divisional playoffs: Houston 31, NEW ENGLAND 14;
 PITTSBURGH 33, Denver 10
 AFC Championship: PITTSBURGH 34, Houston 5
 Wild Card playoff: ATLANTA 14, Philadelphia 13
 Divisional playoffs: DALLAS 27, Atlanta 20;
 LOS ANGELES 34, Minnesota 10
 NFC Championship: Dallas 28, LOS ANGELES 0
 Super Bowl XIII: Pittsburgh (AFC) 35, Dallas (NFC) 31
 at Orange Bowl, Miami, Florida

1977

AMERICAN CONFERENCE						NATIONAL CONFERENCE					
Eastern Division						Eastern Division					
	W	L	T	Pct.	OP		W	L	T	Pct.	OP
Baltimore	10	4	0	.714	295 221	Dallas#	12	2	0	.857	345 212
Miami	10	4	0	.714	313 197	Washington	9	5	0	.643	196 189
New England	9	5	0	.643	278 217	St. Louis	7	7	0	.500	272 287
N.Y. Jets	3	11	0	.214	191 300	Philadelphia	5	9	0	.357	220 207
Buffalo	3	11	0	.214	160 313	N.Y. Giants	5	9	0	.357	181 265
Central Division						Central Division					
	W	L	T	Pct.	OP		W	L	T	Pct.	OP
Pittsburgh	9	5	0	.643	283 243	Minnesota	9	5	0	.643	231 227
Houston	8	6	0	.571	299 230	Chicago*	9	5	0	.643	255 253
Cincinnati	8	6	0	.571	238 235	Detroit	6	8	0	.429	183 252
Cleveland	6	8	0	.429	269 267	Green Bay	4	10	0	.286	134 219
Western Division						Western Division					
	W	L	T	Pct.	OP		W	L	T	Pct.	OP
Denver#	12	2	0	.857	274 148	Tampa Bay	2	12	0	.143	103 223
Oakland*	11	3	0	.786	351 230	Los Angeles	10	4	0	.714	302 146
San Diego	7	7	0	.500	222 205	Atlanta	7	7	0	.500	179 129
Seattle	5	9	0	.357	282 373	San Francisco	5	9	0	.357	220 260
Kansas City	2	12	0	.143	225 349	New Orleans	3	11	0	.214	232 336

*Wild Card qualifier for playoffs; #Top playoff seed in conference
 Baltimore finished ahead of Miami based on better conference record (9-3 to Dolphins' 8-4). N.Y. Jets finished ahead of Buffalo based on better point-differential in head-to-head competition (1 point). Houston finished ahead of Cincinnati based on better point-differential in head-to-head competition (2 points). Oakland did not play Denver in the divisional playoffs because, from 1970-1989, two teams from the same division could not meet prior to the conference championship game. Minnesota finished ahead of Chicago based on better point-differential in head-to-head competition (3 points). Chicago won Wild Card ahead of Washington based on better net points in conference games (48 to Redskins' 4). Philadelphia finished ahead of N.Y. Giants based on head-to-head sweep (2-0).

Divisional playoffs: DENVER 34, Pittsburgh 21;
 Oakland 37, BALTIMORE 31 (OT)
 AFC Championship: DENVER 20, Oakland 17
 Divisional playoffs: DALLAS 37, Chicago 7;
 Minnesota 14, LOS ANGELES 7
 NFC Championship: DALLAS 23, Minnesota 6
 Super Bowl XII: Dallas (NFC) 27, Denver (AFC) 10
 at Louisiana Superdome, New Orleans, Louisiana

PAST STANDINGS

1976

AMERICAN CONFERENCE						NATIONAL CONFERENCE							
Eastern Division						Eastern Division							
	W	L	T	Pct.	Pts.	OP		W	L	T	Pct.	Pts.	OP
Baltimore	11	3	0	.786	417	246	Dallas	11	3	0	.786	296	194
New England*	11	3	0	.786	376	236	Washington*	10	4	0	.714	291	217
Miami	6	8	0	.429	263	264	St. Louis	10	4	0	.714	309	267
N.Y. Jets	3	11	0	.214	169	383	Philadelphia	4	10	0	.286	165	286
Buffalo	2	12	0	.143	245	363	N.Y. Giants	3	11	0	.214	170	250
Central Division						Central Division							
	W	L	T	Pct.	Pts.	OP		W	L	T	Pct.	Pts.	OP
Pittsburgh	10	4	0	.714	342	138	Minnesota#	11	2	1	.821	305	176
Cincinnati	10	4	0	.714	335	210	Chicago	7	7	0	.500	253	216
Cleveland	9	5	0	.643	267	287	Detroit	6	8	0	.429	262	220
Houston	5	9	0	.357	222	273	Green Bay	5	9	0	.357	218	299
Western Division						Western Division							
	W	L	T	Pct.	Pts.	OP		W	L	T	Pct.	Pts.	OP
Oakland#	13	1	0	.929	350	237	Los Angeles	10	3	1	.750	351	190
Denver	9	5	0	.643	315	206	San Francisco	8	6	0	.571	270	190
San Diego	6	8	0	.429	248	285	New Orleans	4	10	0	.286	253	346
Kansas City	5	9	0	.357	290	376	Atlanta	4	10	0	.286	172	312
Tampa Bay	0	14	0	.000	125	412	Seattle	2	12	0	.143	229	429

*Wild Card qualifier for playoffs; #Top playoff seed in conference
 Baltimore finished ahead of New England based on better division record (7-1 to Patriots' 6-2). Pittsburgh finished ahead of Cincinnati based on head-to-head sweep (2-0). Washington finished ahead of St. Louis based on head-to-head sweep (2-0). New Orleans finished ahead of Atlanta based on better point-differential in head-to-head competition (27 points).
 Divisional playoffs: OAKLAND 24, New England 21; Pittsburgh 40, BALTIMORE 14
 AFC Championship: OAKLAND 24, Pittsburgh 7
 Divisional playoffs: MINNESOTA 35, Washington 20; Los Angeles 14, DALLAS 12
 NFC Championship: MINNESOTA 24, Los Angeles 13
 Super Bowl XI: Oakland (AFC) 32, Minnesota (NFC) 14 at Rose Bowl, Pasadena, California

1975

AMERICAN CONFERENCE						NATIONAL CONFERENCE							
Eastern Division						Eastern Division							
	W	L	T	Pct.	Pts.	OP		W	L	T	Pct.	Pts.	OP
Baltimore	10	4	0	.714	395	269	St. Louis	11	3	0	.786	356	276
Miami	10	4	0	.714	357	222	Dallas*	10	4	0	.714	350	268
Buffalo	8	6	0	.571	420	355	Washington	8	6	0	.571	325	276
N.Y. Jets	3	11	0	.214	258	433	N.Y. Giants	5	9	0	.357	216	306
New England	3	11	0	.214	258	358	Philadelphia	4	10	0	.286	225	302
Central Division						Central Division							
	W	L	T	Pct.	Pts.	OP		W	L	T	Pct.	Pts.	OP
Pittsburgh#	12	2	0	.857	373	162	Minnesota#	12	2	0	.857	377	180
Cincinnati*	11	3	0	.786	340	246	Detroit	7	7	0	.500	245	262
Houston	10	4	0	.714	293	226	Chicago	4	10	0	.286	191	379
Cleveland	3	11	0	.214	218	372	Green Bay	4	10	0	.286	226	285
Western Division						Western Division							
	W	L	T	Pct.	Pts.	OP		W	L	T	Pct.	Pts.	OP
Oakland	11	3	0	.786	375	255	Los Angeles	12	2	0	.857	312	135
Denver	6	8	0	.429	254	307	San Francisco	5	9	0	.357	255	286
Kansas City	5	9	0	.357	282	341	Atlanta	4	10	0	.286	240	289
San Diego	2	12	0	.143	189	345	New Orleans	2	12	0	.143	165	360

*Wild Card qualifier for playoffs; #Top playoff seed in conference
 Baltimore finished ahead of Miami based on head-to-head sweep (2-0). Cincinnati did not play Pittsburgh in the divisional playoffs because, from 1970-1989, two teams from the same division could not meet prior to the conference championship game.
 N.Y. Jets finished ahead of New England based on head-to-head sweep (2-0). Minnesota was top playoff seed based on better Point Rating system than Los Angeles (3 to 6). Chicago finished ahead of Green Bay based on better division record (2-4 to Bears' 1-5).
 Divisional playoffs: PITTSBURGH 28, Baltimore 10; OAKLAND 31, Cincinnati 28
 AFC Championship: PITTSBURGH 16, Oakland 10
 Divisional playoffs: LOS ANGELES 35, St. Louis 23; Dallas 17, MINNESOTA 14
 NFC Championship: Dallas 37, LOS ANGELES 7
 Super Bowl X: Pittsburgh (AFC) 21, Dallas (NFC) 17 at Orange Bowl, Miami, Florida

PAST STANDINGS

1974

AMERICAN CONFERENCE						NATIONAL CONFERENCE					
Eastern Division						Eastern Division					
	W	L	T	Pct.	OP		W	L	T	Pct.	OP
Miami	11	3	0	.786	327 216	St. Louis	10	4	0	.714	285 218
Buffalo*	9	5	0	.643	264 244	Washington*	10	4	0	.714	320 196
N.Y. Jets	7	7	0	.500	279 300	Dallas	8	6	0	.571	297 235
New England	7	7	0	.500	348 289	Philadelphia	7	7	0	.500	242 217
Baltimore	2	12	0	.143	190 329	N.Y. Giants	2	12	0	.143	195 299
Central Division						Central Division					
	W	L	T	Pct.	OP		W	L	T	Pct.	OP
Pittsburgh	10	3	1	.750	305 189	Minnesota	10	4	0	.714	310 195
Houston	7	7	0	.500	236 282	Detroit	7	7	0	.500	256 270
Cincinnati	7	7	0	.500	283 259	Green Bay	6	8	0	.429	210 206
Cleveland	4	10	0	.286	251 344	Chicago	4	10	0	.286	152 279
Western Division						Western Division					
	W	L	T	Pct.	OP		W	L	T	Pct.	OP
Oakland	12	2	0	.857	355 228	Los Angeles	10	4	0	.714	263 181
Denver	7	6	1	.536	302 294	San Francisco	6	8	0	.429	226 236
Kansas City	5	9	0	.357	233 293	New Orleans	5	9	0	.357	166 263
San Diego	5	9	0	.357	212 285	Atlanta	3	11	0	.214	111 271

*Wild Card qualifier for playoffs

N.Y. Jets finished ahead of New England based on better conference record (5-6 to Patriots' 4-7). Houston finished ahead of Cincinnati based on head-to-head sweep (2-0). Kansas City finished ahead of San Diego based on better point-differential in head-to-head competition (3 points). St. Louis finished ahead of Washington based on head-to-head sweep (2-0).

Divisional playoffs: OAKLAND 28, Miami 26;

PITTSBURGH 32, Buffalo 14

AFC Championship: Pittsburgh 24, OAKLAND 13

Divisional playoffs: MINNESOTA 30, St. Louis 14;

LOS ANGELES 19, Washington 10

NFC Championship: MINNESOTA 14, Los Angeles 10

Super Bowl IX: Pittsburgh (AFC) 16, Minnesota (NFC) 6 at Tulane Stadium, New Orleans, Louisiana

From 1933-1974, sites for league/conference championship games alternated by division.

1973

AMERICAN CONFERENCE						NATIONAL CONFERENCE					
Eastern Division						Eastern Division					
	W	L	T	Pct.	OP		W	L	T	Pct.	OP
Miami	12	2	0	.857	343 150	Dallas	10	4	0	.714	382 203
Buffalo	9	5	0	.643	259 230	Washington*	10	4	0	.714	325 198
New England	5	9	0	.357	258 300	Philadelphia	5	8	1	.393	310 393
N.Y. Jets	4	10	0	.286	240 306	St. Louis	4	9	1	.321	286 365
Baltimore	4	10	0	.286	226 341	N.Y. Giants	2	11	1	.179	226 362
Central Division						Central Division					
	W	L	T	Pct.	OP		W	L	T	Pct.	OP
Cincinnati	10	4	0	.714	286 231	Minnesota	12	2	0	.857	296 168
Pittsburgh*	10	4	0	.714	347 210	Detroit	6	7	1	.464	271 247
Cleveland	7	5	2	.571	234 255	Green Bay	5	7	2	.429	202 259
Houston	1	13	0	.071	199 447	Chicago	3	11	0	.214	195 334
Western Division						Western Division					
	W	L	T	Pct.	OP		W	L	T	Pct.	OP
Oakland	9	4	1	.679	292 175	Los Angeles	12	2	0	.857	388 178
Kansas City	7	5	2	.571	231 192	Atlanta	9	5	0	.643	318 224
Denver	7	5	2	.571	354 296	San Francisco	5	9	0	.357	262 319
San Diego	2	11	1	.179	188 386	New Orleans	5	9	0	.357	163 312

*Wild Card qualifier for playoffs

Cincinnati finished ahead of Pittsburgh based on better conference record (8-3 to Steelers' 7-4). N.Y. Jets finished ahead of Baltimore based on head-to-head sweep (2-0). Kansas City finished ahead of Denver based on better division record (4-2 to Broncos' 3-2-1). Dallas finished ahead of Washington based on better point differential in head-to-head games (13 points). San Francisco finished ahead of New Orleans based on better division record (2-4 to Saints' 1-5).

Divisional playoffs: OAKLAND 33, Pittsburgh 14;

MIAMI 34, Cincinnati 16

AFC Championship: MIAMI 27, Oakland 10

Divisional playoffs: MINNESOTA 27, Washington 20;

DALLAS 27, Los Angeles 16

NFC Championship: Minnesota 27, DALLAS 10

Super Bowl VIII: Miami (AFC) 24, Minnesota (NFC) 7 at Rice Stadium, Houston, Texas

1972

AMERICAN CONFERENCE						NATIONAL CONFERENCE					
Eastern Division						Eastern Division					
	W	L	T	Pct.	OP		W	L	T	Pct.	OP
Miami	14	0	0	1.000	385 171	Washington	11	3	0	.786	336 218
N.Y. Jets	7	7	0	.500	367 324	Dallas*	10	4	0	.714	319 240
Baltimore	5	9	0	.357	235 252	N.Y. Giants	8	6	0	.571	331 247
Buffalo	4	9	1	.321	257 377	St. Louis	4	9	1	.321	193 303
New England	3	11	0	.214	192 446	Philadelphia	2	11	1	.179	145 352
Central Division						Central Division					
	W	L	T	Pct.	OP		W	L	T	Pct.	OP
Pittsburgh	11	3	0	.786	343 175	Green Bay	10	4	0	.714	304 226
Cleveland*	10	4	0	.714	268 249	Detroit	8	5	1	.607	339 290
Cincinnati	8	6	0	.571	299 229	Minnesota	7	7	0	.500	301 252
Houston	1	13	0	.071	164 380	Chicago	4	9	1	.321	225 275
Western Division						Western Division					
	W	L	T	Pct.	OP		W	L	T	Pct.	OP
Oakland	10	3	1	.750	365 248	San Francisco	8	5	1	.607	353 249
Kansas City	8	6	0	.571	287 254	Atlanta	7	7	0	.500	269 274
Denver	5	9	0	.357	325 350	Los Angeles	6	7	1	.464	291 286
San Diego	4	9	1	.321	264 344	New Orleans	2	11	1	.179	215 361

*Wild Card qualifier for playoffs

Dallas did not play Washington in the divisional playoffs because, from 1970-1989, two teams from the same division could not meet prior to the conference championship game.

Divisional playoffs: PITTSBURGH 13, Oakland 7;

MIAMI 20, Cleveland 14

AFC Championship: Miami 21, PITTSBURGH 17

Divisional playoffs: Dallas 30, SAN FRANCISCO 28;

WASHINGTON 16, Green Bay 3

NFC Championship: WASHINGTON 26, Dallas 3

Super Bowl VII: Miami (AFC) 14, Washington (NFC) 7 at Memorial Coliseum, Los Angeles, California

PAST STANDINGS

1932

	W	L	T	Pct.
Chicago Bears	7	1	6	.875
Green Bay Packers	10	3	1	.769
Portsmouth Spartans	6	2	4	.750
Boston Braves	4	4	2	.500
New York Giants	4	6	2	.400
Brooklyn Dodgers	3	9	0	.250
Chicago Cardinals	2	6	2	.250
Staten Island Stapletons	2	7	3	.222

Chicago Bears and Portsmouth finished regularly scheduled games tied for first place. Bears won playoff game, which counted in standings, 9-0.

1931

	W	L	T	Pct.
Green Bay Packers	12	2	0	.857
Portsmouth Spartans	11	3	0	.786
Chicago Bears	8	5	0	.615
Chicago Cardinals	5	4	0	.556
New York Giants	7	6	1	.538
Providence Steam Roller	4	4	3	.500
Staten Island Stapletons	4	6	1	.400
Cleveland Indians	2	8	0	.200
Brooklyn Dodgers	2	12	0	.143
Frankford Yellow Jackets	1	6	1	.143

1930

	W	L	T	Pct.
Green Bay Packers	10	3	1	.769
New York Giants	13	4	0	.765
Chicago Bears	9	4	1	.692
Brooklyn Dodgers	7	4	1	.636
Providence Steam Roller	6	4	1	.600
Staten Island Stapletons	5	5	2	.500
Chicago Cardinals	5	6	2	.455
Portsmouth Spartans	5	6	3	.455
Frankford Yellow Jackets	4	13	1	.222
Minneapolis Red Jackets	1	7	1	.125
Newark Tomatoes	1	10	1	.091

1929

	W	L	T	Pct.
Green Bay Packers	12	0	1	1.000
New York Giants	13	1	1	.929
Frankford Yellow Jackets	10	4	5	.714
Chicago Cardinals	6	6	1	.500
Boston Bulldogs	4	4	0	.500
Staten Island Stapletons	3	4	3	.429
Providence Steam Roller	4	6	2	.400
Orange Tomatoes	3	5	4	.375
Chicago Bears	4	9	2	.308
Buffalo Bisons	1	7	1	.125
Minneapolis Red Jackets	1	9	0	.100
Dayton Triangles	0	6	0	.000

1928

	W	L	T	Pct.
Providence Steam Roller	8	1	2	.889
Frankford Yellow Jackets	11	3	2	.786
Detroit Wolverines	7	2	1	.778
Green Bay Packers	6	4	3	.600
Chicago Bears	7	5	1	.583
New York Giants	4	7	2	.364
New York Yankees	4	8	1	.333
Pottsville Maroons	2	8	0	.200
Chicago Cardinals	1	5	0	.167
Dayton Triangles	0	7	0	.000

1927

	W	L	T	Pct.
New York Giants	11	1	1	.917
Green Bay Packers	7	2	1	.778
Chicago Bears	9	3	2	.750
Cleveland Bulldogs	8	4	1	.667
Providence Steam Roller	8	5	1	.615
New York Yankees	7	8	1	.467
Frankford Yellow Jackets	6	9	3	.400
Pottsville Maroons	5	8	0	.385
Chicago Cardinals	3	7	1	.300
Dayton Triangles	1	6	1	.143
Duluth Eskimos	1	8	0	.111
Buffalo Bisons	0	5	0	.000

1926

	W	L	T	Pct.
Frankford Yellow Jackets	14	1	2	.933
Chicago Bears	12	1	3	.923
Pottsville Maroons	10	2	2	.833
Kansas City Cowboys	8	3	0	.727
Green Bay Packers	7	3	3	.700
Los Angeles Buccaneers	6	3	1	.667
New York Giants	8	4	1	.667
Duluth Eskimos	6	5	3	.545
Buffalo Rangers	4	4	2	.500
Chicago Cardinals	5	6	1	.455
Providence Steam Roller	5	7	1	.417
Detroit Panthers	4	6	2	.400
Hartford Blues	3	7	0	.300
Brooklyn Lions	3	8	0	.273
Milwaukee Badgers	2	7	0	.222
Akron Indians	1	4	3	.200
Dayton Triangles	1	4	1	.200
Racine Tomatoes	1	4	0	.200
Columbus Tigers	1	6	0	.143
Canton Bulldogs	1	9	3	.100
Hammond Pros	0	4	0	.000
Louisville Colonels	0	4	0	.000

1925

	W	L	T	Pct.
Chicago Cardinals	11	2	1	.846
Pottsville Maroons	10	2	0	.833
Detroit Panthers	8	2	2	.800
New York Giants	8	4	0	.667
Akron Indians	4	2	2	.667
Frankford Yellow Jackets	13	7	0	.650
Chicago Bears	9	5	3	.643
Rock Island Independents	5	3	3	.625
Green Bay Packers	8	5	0	.615
Providence Steam Roller	6	5	1	.545
Canton Bulldogs	4	4	0	.500
Cleveland Bulldogs	5	8	1	.385
Kansas City Cowboys	2	5	1	.286
Hammond Pros	1	4	0	.200
Buffalo Bisons	1	6	2	.143
Duluth Kelleys	0	3	0	.000
Rochester Jeffersons	0	6	1	.000
Milwaukee Badgers	0	6	0	.000
Dayton Triangles	0	7	1	.000
Columbus Tigers	0	9	0	.000

1924

	W	L	T	Pct.
Cleveland Bulldogs	7	1	1	.875
Chicago Bears	6	1	4	.857
Frankford Yellow Jackets	11	2	1	.846
Duluth Kelleys	5	1	0	.833
Rock Island Independents	5	2	2	.714
Green Bay Packers	7	4	0	.636
Racine Legion	4	3	3	.571
Chicago Cardinals	5	4	1	.556
Buffalo Bisons	6	5	0	.545
Columbus Tigers	4	4	0	.500
Hammond Pros	2	2	1	.500
Milwaukee Badgers	5	8	0	.385
Akron Indians	2	6	0	.250
Dayton Triangles	2	6	0	.250
Kansas City Blues	2	7	0	.222
Kenosha Maroons	0	4	1	.000
Minneapolis Marines	0	6	0	.000
Rochester Jeffersons	0	7	0	.000

1923

	W	L	T	Pct.
Canton Bulldogs	11	0	1	1.000
Chicago Bears	9	2	1	.818
Green Bay Packers	7	2	1	.778
Milwaukee Badgers	7	2	3	.778
Cleveland Indians	3	1	3	.750
Chicago Cardinals	8	4	0	.667
Duluth Kelleys	4	3	0	.571
Buffalo All-Americans	5	4	3	.556
Columbus Tigers	5	4	1	.556
Racine Legion	4	4	2	.500
Toledo Maroons	3	3	2	.500
Rock Island Independents	2	3	3	.400
Minneapolis Marines	2	5	2	.286
St. Louis All-Stars	1	4	2	.200
Hammond Pros	1	5	1	.167
Dayton Triangles	1	6	1	.143
Akron Indians	1	6	0	.143
Oorang Indians	1	10	0	.091
Louisville Brecks	0	3	0	.000
Rochester Jeffersons	0	4	0	.000

1922

	W	L	T	Pct.
Canton Bulldogs	10	0	2	1.000
Chicago Bears	9	3	0	.750
Chicago Cardinals	8	3	0	.727
Toledo Maroons	5	2	2	.714
Rock Island Independents	4	2	1	.667
Racine Legion	6	4	1	.600
Dayton Triangles	4	3	1	.571
Green Bay Packers	4	3	3	.571
Buffalo All-Americans	5	4	1	.556
Akron Pros	3	5	2	.375
Milwaukee Badgers	2	4	3	.333
Oorang Indians	3	6	0	.333
Minneapolis Marines	1	3	0	.250
Louisville Brecks	1	3	0	.250
Evansville Crimson Giants	0	3	0	.000
Rochester Jeffersons	0	4	1	.000
Hammond Pros	0	5	1	.000
Columbus Panhandles	0	8	0	.000

1921

	W	L	T	Pct.
Chicago Staleys	9	1	1	.900
Buffalo All-Americans	9	1	2	.900
Akron Pros	8	3	1	.727
Canton Bulldogs	5	2	3	.714
Rock Island Independents	4	2	1	.667
Evansville Crimson Giants	3	2	0	.600
Green Bay Packers	3	2	1	.600
Dayton Triangles	4	4	1	.500
Chicago Cardinals	3	3	2	.500
Rochester Jeffersons	2	3	0	.400
Cleveland Indians	3	5	0	.375
Washington Senators	1	2	0	.333
Cincinnati Celts	1	3	0	.250
Hammond Pros	1	3	1	.250
Minneapolis Marines	1	3	0	.250
Detroit Tigers	1	5	1	.167
Columbus Panhandles	1	8	0	.111
Tonawanda Kardex	0	1	0	.000
Muncie Flyers	0	2	0	.000
Louisville Brecks	0	2	0	.000
New York Giants	0	2	0	.000

1920*

	W	L	T	Pct.
Akron Pros	8	0	3	1.000
Decatur Staleys	10	1	2	.909
Buffalo All-Americans	9	1	1	.900
Chicago Cardinals	6	2	2	.750
Rock Island Independents	6	2	2	.750
Dayton Triangles	5	2	2	.714
Rochester Jeffersons	6	3	2	.667
Canton Bulldogs	7	4	2	.636
Detroit Heralds	2	3	3	.400
Cleveland Tigers	2	4	2	.333
Chicago Tigers	2	5	1	.286
Hammond Pros	2	5	0	.286
Columbus Panhandles	2	6	2	.250
Muncie Flyers	0	1	0	.000

**No official standings were maintained for the 1920 season, and the championship was awarded to the Akron Pros in a League meeting on April 30, 1921. Clubs played schedules that included games against nonleague opponents.*

ALL-TIME TEAM VS. TEAM RESULTS

RS=REGULAR SEASON
PS=POSTSEASON

***ARIZONA vs. ATLANTA**

RS: Cardinals lead series, 16-15
PS: Cardinals lead series, 1-0
1966—Falcons, 16-10 (Atl)
1968—Cardinals, 17-12 (STL)
1971—Cardinals, 26-9 (Atl)
1973—Cardinals, 32-10 (Atl)
1975—Cardinals, 23-20 (STL)
1978—Cardinals, 42-21 (STL)
1980—Falcons, 33-27 (STL) OT
1981—Falcons, 41-20 (Atl)
1982—Cardinals, 23-20 (Atl)
1986—Falcons, 33-13 (Atl)
1987—Cardinals, 34-21 (Atl)
1989—Cardinals, 34-20 (P)
1990—Cardinals, 24-13 (Atl)
1991—Cardinals, 16-10 (P)
1992—Falcons, 20-17 (Atl)
1993—Cardinals, 27-10 (Atl)
1994—Falcons, 10-6 (Atl)
1995—Cardinals, 40-37 (Ariz) OT
1997—Cardinals, 29-26 (Ariz)
1999—Falcons, 37-14 (Atl)
2001—Falcons, 34-14 (Ariz)
2004—Falcons, 6-3 (Atl)
2006—Falcons, 32-10 (Atl)
2007—Cardinals, 30-27 (Ariz) OT
2008—**Cardinals, 30-24 (Ariz)
2010—Falcons, 41-7 (Atl)
2012—Falcons, 23-19 (Atl)
2013—Cardinals, 27-13 (Ariz)
2014—Falcons, 29-18 (Atl)
2016—Falcons, 38-19 (Atl)
2018—Falcons, 40-14 (Atl)
2019—Cardinals, 34-33 (Ariz)
(RS Pts.—Falcons 735, Cardinals 669)
(PS Pts.—Cardinals 30, Falcons 24)

**Franchise known as Phoenix prior to 1994 and in St. Louis prior to 1988*

****NFC First-Round Playoff**

***ARIZONA vs. BALTIMORE**

RS: Ravens lead series, 5-2
1997—Cardinals, 16-13 (B)
2000—Ravens, 13-7 (A)
2003—Ravens, 26-18 (A)
2007—Ravens, 26-23 (B)
2011—Ravens, 30-27 (B)
2015—Cardinals, 26-18 (A)
2019—Ravens, 23-17 (B)
(RS Pts.—Ravens 149, Cardinals 134)

***ARIZONA vs. BUFFALO**

RS: Bills lead series, 7-5
1971—Cardinals, 28-23 (B)
1975—Bills, 32-14 (STL)
1981—Cardinals, 24-0 (STL)
1984—Cardinals, 37-7 (STL)
1986—Bills, 17-10 (B)
1990—Bills, 45-14 (B)
1999—Bills, 31-21 (A)
2004—Bills, 38-14 (B)
2008—Cardinals, 41-17 (A)
2012—Bills, 19-16 (A) OT
2016—Bills, 33-18 (B)
2020—Cardinals, 32-30 (A)
(RS Pts.—Bills 292, Cardinals 269)
**Franchise known as Phoenix prior to 1994 and in St. Louis prior to 1988*

ARIZONA vs. CAROLINA

RS: Panthers lead series, 11-4
PS: Panthers lead series, 2-1
1995—Panthers, 27-7 (C)
2001—Cardinals, 30-7 (C)
2002—Cardinals, 16-13 (C)
2003—Panthers, 20-17 (A)
2004—Panthers, 35-10 (C)
2005—Panthers, 24-20 (A)

2007—Panthers, 25-10 (A)
2008—Panthers, 27-23 (C)
*Cardinals, 33-13 (C)
2009—Panthers, 34-21 (A)
2010—Panthers, 19-12 (C)
2011—Cardinals, 28-21 (A)
2013—Cardinals, 22-6 (A)
2014—**Panthers, 27-16 (C)
2015—***Panthers, 49-15 (C)
2016—Panthers, 30-20 (C)
2019—Panthers, 38-20 (A)
2020—Panthers, 31-21 (C)
(RS Pts.—Panthers 357, Cardinals 277)
(PS Pts.—Panthers 89, Cardinals 64)

**NFC Divisional Playoff*

***NFC First-Round Playoff*

***NFC Championship*

***ARIZONA vs. CHICAGO**

RS: Bears lead series, 57-28-6
(NP denotes Normal Park;
Wr denotes Wrigley Field;
Co denotes Comiskey Park;
So denotes Soldier Field;
all Chicago)
1920—Cardinals, 7-6 (NP)
Staleys, 10-0 (Wr)
1921—Tie, 0-0 (Wr)
1922—Cardinals, 6-0 (Co)
Cardinals, 9-0 (Co)
1923—Bears, 3-0 (Wr)
1924—Bears, 6-0 (Wr)
Bears, 21-0 (Co)
1925—Cardinals, 9-0 (Co)
Tie, 0-0 (Wr)
1926—Bears, 16-0 (Wr)
Bears, 10-0 (So)
Tie, 0-0 (Wr)
1927—Bears, 9-0 (NP)
Cardinals, 3-0 (Wr)
1928—Bears, 15-0 (NP)
Bears, 34-0 (Wr)
1929—Tie, 0-0 (Wr)
Cardinals, 40-6 (Co)

1930—Bears, 32-6 (Co)
Bears, 6-0 (Wr)
1931—Bears, 26-13 (Wr)
Bears, 18-7 (Wr)
1932—Tie, 0-0 (Wr)
Bears, 34-0 (Wr)
1933—Bears, 12-9 (Wr)
Bears, 22-6 (Wr)
1934—Bears, 20-0 (Wr)
Bears, 17-6 (Wr)
1935—Tie, 7-7 (Wr)
Bears, 13-0 (Wr)
1936—Bears, 7-3 (Wr)
Cardinals, 14-7 (Wr)
1937—Bears, 16-7 (Wr)
Bears, 42-28 (Wr)
1938—Bears, 16-13 (So)
Bears, 34-28 (Wr)
1939—Bears, 44-7 (Wr)
Bears, 48-7 (Co)

1940—Cardinals, 21-7 (Co)
Bears, 31-23 (Wr)
1941—Bears, 53-7 (Wr)
Bears, 34-24 (Co)
1942—Bears, 41-14 (Wr)
Bears, 21-7 (Co)
1943—Bears, 20-0 (Wr)
Bears, 35-24 (Co)
1945—Cardinals, 16-7 (Wr)
Bears, 28-20 (Co)
1946—Bears, 34-17 (Co)
Cardinals, 35-28 (Wr)
1947—Cardinals, 31-7 (Co)
Cardinals, 30-21 (Wr)

1948—Bears, 28-17 (Co)
Cardinals, 24-21 (Wr)
1949—Bears, 17-7 (Co)
Bears, 52-21 (Wr)
1950—Bears, 27-6 (Wr)
Cardinals, 20-10 (Co)
1951—Cardinals, 28-14 (Co)
Cardinals, 24-14 (Wr)
1952—Cardinals, 21-10 (Co)
Bears, 10-7 (Wr)
1953—Cardinals, 24-17 (Wr)
1954—Bears, 29-7 (Co)
1955—Cardinals, 53-14 (Co)
1956—Bears, 10-3 (Wr)
1957—Bears, 14-6 (Co)
1958—Bears, 30-14 (Wr)
1959—Bears, 31-7 (So)
1965—Bears, 34-13 (Wr)
1966—Cardinals, 24-17 (STL)
1967—Bears, 30-3 (Wr)
1969—Cardinals, 20-17 (STL)
1972—Bears, 27-10 (STL)
1975—Cardinals, 34-20 (So)
1977—Cardinals, 16-13 (STL)
1978—Bears, 17-10 (So)
1979—Bears, 42-6 (So)
1982—Cardinals, 10-7 (So)
1984—Cardinals, 38-21 (STL)
1990—Bears, 31-21 (P)
1994—Bears, 19-16 (A) OT
1998—Cardinals, 20-7 (A)
2001—Bears, 20-13 (C)
2003—Bears, 28-3 (C)
2006—Bears, 24-23 (A)
2009—Cardinals, 41-21 (C)
2012—Bears, 28-13 (A)
2015—Cardinals, 48-23 (C)
2018—Bears, 16-14 (A)
(RS Pts.—Bears 1,734, Cardinals 1,189)
**Franchise known as Phoenix prior to 1994, in St. Louis prior to 1988, and in Chicago prior to 1960*

***Franchise in Decatur prior to 1921 and known as Staleys prior to 1922*

***ARIZONA vs. CINCINNATI**

RS: Series tied, 6-6
1973—Bengals, 42-24 (C)
1979—Bengals, 34-28 (C)
1985—Cardinals, 41-27 (STL)
1988—Bengals, 21-14 (C)
1994—Cardinals, 28-7 (A)
1997—Bengals, 24-21 (C)
2000—Bengals, 24-13 (C)
2003—Cardinals, 17-14 (A)
2007—Cardinals, 35-27 (C)
2011—Bengals, 23-16 (C)
2015—Cardinals, 34-31 (A)
2019—Cardinals, 26-23 (C)
(RS Pts.—Cardinals 297, Bengals 297)
**Franchise known as Phoenix prior to 1994 and in St. Louis prior to 1988*

***ARIZONA vs. CLEVELAND**

RS: Browns lead series, 33-15-3
1950—Browns, 34-24 (Cle)
Browns, 10-7 (Chi)
1951—Browns, 34-17 (Chi)
Browns, 49-28 (Cle)
1952—Browns, 28-13 (Cle)
Browns, 10-0 (Chi)
1953—Browns, 27-7 (Chi)
Browns, 27-16 (Cle)
1954—Browns, 31-7 (Cle)
Browns, 35-3 (Chi)
1955—Browns, 26-20 (Chi)
Browns, 35-24 (Cle)
1956—Cardinals, 9-7 (Chi)
Cardinals, 24-7 (Cle)

ALL-TIME TEAM VS. TEAM RESULTS

1957—Browns, 17-7 (Chi)
Browns, 31-0 (Cle)

1958—Browns, 35-28 (Cle)
Browns, 38-24 (Chi)

1959—Browns, 34-7 (Chi)
Browns, 17-7 (Cle)

1960—Browns, 28-27 (Cle)
Tie, 17-17 (StL)

1961—Browns, 20-17 (Cle)
Browns, 21-10 (StL)

1962—Browns, 34-7 (StL)
Browns, 38-14 (Cle)

1963—Cardinals, 20-14 (Cle)
Browns, 24-10 (StL)

1964—Tie, 33-33 (Cle)
Cardinals, 28-19 (StL)

1965—Cardinals, 49-13 (Cle)
Browns, 27-24 (StL)

1966—Cardinals, 34-28 (Cle)
Browns, 38-10 (StL)

1967—Browns, 20-16 (Cle)
Browns, 20-16 (StL)

1968—Cardinals, 27-21 (Cle)
Cardinals, 27-16 (StL)

1969—Tie, 21-21 (Cle)
Browns, 27-21 (StL)

1974—Cardinals, 29-7 (StL)

1979—Browns, 38-20 (StL)

1985—Cardinals, 27-24 (Cle) OT

1988—Browns, 29-21 (P)

1994—Browns, 32-0 (Cle)

2000—Cardinals, 29-21 (A)

2003—Browns, 44-6 (Cle)

2007—Cardinals, 27-21 (A)

2011—Cardinals, 20-17 (A) OT

2015—Cardinals, 34-20 (Cle)

2019—Cardinals, 38-24 (A)

(RS Pts.—Browns 1,288, Cardinals 951)
**Franchise known as Phoenix prior to 1994, in St. Louis prior to 1988, and in Chicago prior to 1960*

***ARIZONA vs. DALLAS**
RS: Cowboys lead series, 56-32-1
PS: Cardinals lead series, 1-0

1960—Cardinals, 12-10 (StL)

1961—Cardinals, 31-17 (D)
Cardinals, 31-13 (StL)

1962—Cardinals, 28-24 (D)
Cardinals, 52-20 (StL)

1963—Cardinals, 34-7 (D)
Cowboys, 28-24 (StL)

1964—Cardinals, 16-6 (D)
Cowboys, 31-13 (StL)

1965—Cardinals, 20-13 (StL)
Cowboys, 27-13 (D)

1966—Tie, 10-10 (StL)
Cowboys, 31-17 (D)

1967—Cowboys, 46-21 (D)

1968—Cowboys, 27-10 (StL)

1969—Cowboys, 24-3 (D)

1970—Cardinals, 20-7 (StL)
Cardinals, 38-0 (D)

1971—Cowboys, 16-13 (StL)
Cowboys, 31-12 (D)

1972—Cowboys, 33-24 (D)
Cowboys, 27-6 (StL)

1973—Cowboys, 45-10 (D)
Cowboys, 30-3 (StL)

1974—Cardinals, 31-28 (StL)
Cowboys, 17-14 (D)

1975—Cowboys, 37-31 (D) OT
Cardinals, 31-17 (StL)

1976—Cardinals, 21-17 (StL)
Cowboys, 19-14 (D)

1977—Cowboys, 30-24 (StL)
Cardinals, 24-17 (D)

1978—Cowboys, 21-12 (D)
Cowboys, 24-21 (StL) OT

1979—Cowboys, 22-21 (StL)
Cowboys, 22-13 (D)

1980—Cowboys, 27-24 (StL)
Cowboys, 31-21 (D)

1981—Cowboys, 30-17 (D)
Cardinals, 20-17 (StL)

1982—Cowboys, 24-7 (StL)

1983—Cowboys, 34-17 (StL)
Cowboys, 35-17 (D)

1984—Cardinals, 31-20 (D)
Cowboys, 24-17 (StL)

1985—Cardinals, 21-10 (StL)
Cowboys, 35-17 (D)

1986—Cowboys, 31-7 (StL)
Cowboys, 37-6 (D)

1987—Cardinals, 24-13 (StL)
Cowboys, 21-16 (D)

1988—Cowboys, 17-14 (P)
Cardinals, 16-10 (D)

1989—Cardinals, 19-10 (D)
Cardinals, 24-20 (P)

1990—Cardinals, 20-3 (P)
Cowboys, 41-10 (D)

1991—Cowboys, 17-9 (P)
Cowboys, 27-7 (D)

1992—Cowboys, 31-20 (D)
Cowboys, 16-10 (P)

1993—Cowboys, 17-10 (P)
Cowboys, 20-15 (D)

1994—Cowboys, 38-3 (D)
Cowboys, 28-21 (A)

1995—Cowboys, 34-20 (D)
Cowboys, 37-13 (A)

1996—Cowboys, 17-3 (D)
Cowboys, 10-6 (A)

1997—Cardinals, 25-22 (A) OT
Cowboys, 24-6 (D)

1998—Cowboys, 38-10 (D)
Cowboys, 35-28 (A)
****Cardinals, 20-7 (D)**

1999—Cowboys, 35-7 (D)
Cardinals, 13-9 (A)

2000—Cardinals, 32-31 (A)
Cowboys, 48-7 (D)

2001—Cowboys, 17-3 (D)
Cardinals, 17-10 (A)

2002—Cardinals, 9-6 (A) OT

2003—Cowboys, 24-7 (D)

2005—Cowboys, 34-13 (D)

2006—Cowboys, 27-10 (A)

2008—Cardinals, 30-24 (A) OT

2010—Cardinals, 27-26 (A)

2011—Cardinals, 19-13 (A) OT

2014—Cardinals, 28-17 (D)

2017—Cowboys, 28-17 (A)

2020—Cardinals, 38-10 (D)

(RS Pts.—Cowboys 2,054, Cardinals 1,566)
(PS Pts.—Cardinals 20, Cowboys 7)
**Franchise known as Phoenix prior to 1994 and in St. Louis prior to 1988*

****NFC First-Round Playoff**

***ARIZONA vs. DENVER**
RS: Broncos lead series, 9-1-1

1973—Tie, 17-17 (StL)

1977—Broncos, 7-0 (D)

1989—Broncos, 37-0 (P)

1991—Broncos, 24-19 (D)

1995—Broncos, 38-6 (D)

2001—Broncos, 38-17 (A)

2002—Broncos, 37-7 (D)

2006—Broncos, 37-20 (A)

2010—Cardinals, 43-13 (A)

2014—Broncos, 41-20 (D)

2018—Broncos, 45-10 (A)

(RS Pts.—Broncos 334, Cardinals 159)
**Franchise known as Phoenix prior to 1994 and in St. Louis prior to 1988*

***ARIZONA vs. **DETROIT**
RS: Lions lead series, 34-28-6

1930—Tie, 0-0 (Port)
Cardinals, 23-0 (C)

1931—Spartans, 13-3 (Port)
Cardinals, 20-19 (C)

1932—Tie, 7-7 (Port)

1933—Spartans, 7-6 (Port)

1934—Lions, 6-0 (D)
Lions, 17-13 (C)

1935—Tie, 10-10 (D)
Lions, 7-6 (C)

1936—Lions, 39-0 (D)
Lions, 14-7 (C)

1937—Lions, 16-7 (C)
Lions, 16-7 (D)

1938—Lions, 10-0 (D)
Lions, 7-3 (C)

1939—Lions, 21-3 (D)
Lions, 17-3 (C)

1940—Tie, 0-0 (Buffalo)
Lions, 43-14 (C)

1941—Tie, 14-14 (C)
Lions, 21-3 (D)

1942—Cardinals, 13-0 (C)
Cardinals, 7-0 (D)

1943—Lions, 35-17 (D)
Lions, 7-0 (Buffalo)

1945—Lions, 10-0 (Milwaukee)
Lions, 26-0 (D)

1946—Cardinals, 34-14 (C)
Cardinals, 36-14 (D)

1947—Cardinals, 45-21 (C)
Cardinals, 17-7 (D)

1948—Cardinals, 56-20 (C)
Cardinals, 28-14 (D)

1949—Lions, 24-7 (C)
Cardinals, 42-19 (D)

1959—Lions, 45-21 (D)

1961—Lions, 45-14 (StL)

1967—Cardinals, 38-28 (StL)

1969—Lions, 20-0 (D)

1970—Lions, 16-3 (D)

1973—Lions, 20-16 (StL)

1975—Cardinals, 24-13 (D)

1978—Cardinals, 21-14 (StL)

1980—Lions, 20-7 (D)
Cardinals, 24-23 (StL)

1989—Cardinals, 16-13 (D)

1993—Lions, 26-20 (D)
Lions, 21-14 (Phx)

1995—Cardinals, 20-17 (D)

1998—Cardinals, 17-15 (D)

1999—Cardinals, 23-19 (A)

2001—Cardinals, 45-38 (A)

2002—Cardinals, 23-20 (A) OT

2003—Lions, 42-24 (D)

2004—Lions, 26-12 (D)

2005—Lions, 29-21 (D)

2006—Cardinals, 17-10 (A)

2007—Cardinals, 31-21 (A)

2009—Cardinals, 31-24 (D)

2012—Cardinals, 38-10 (A)

2013—Cardinals, 25-21 (A)

2014—Cardinals, 14-6 (A)

2015—Cardinals, 42-17 (D)

2017—Lions, 35-23 (D)

2018—Lions, 17-3 (A)

2019—Tie, 27-27 (A) OT

2020—Lions, 26-23 (A)

(RS Pts.—Lions 1,252, Cardinals 1,138)
**Franchise known as Phoenix prior to 1994, in St. Louis prior to 1988, and in Chicago prior to 1960*

**Franchise in Portsmouth prior to 1934 and known as the Spartans*

ALL-TIME TEAM VS. TEAM RESULTS***ARIZONA vs. GREEN BAY**

RS: Packers lead series, 44-24-4

PS: Cardinals lead series, 2-1

1921—Tie, 3-3 (C)
 1922—Cardinals, 16-3 (C)
 1924—Cardinals, 3-0 (C)
 1925—Cardinals, 9-6 (C)
 1926—Cardinals, 13-7 (GB)
 Packers, 3-0 (C)
 1927—Packers, 13-0 (GB)
 Tie, 6-6 (C)
 1928—Packers, 20-0 (GB)
 1929—Packers, 9-2 (GB)
 Packers, 7-6 (C)
 Packers, 12-0 (C)
 1930—Packers, 14-0 (GB)
 Cardinals, 13-6 (C)
 1931—Packers, 26-7 (GB)
 Cardinals, 21-13 (C)
 1932—Packers, 15-7 (GB)
 Packers, 19-9 (C)
 1933—Packers, 14-6 (C)
 1934—Packers, 15-0 (GB)
 Cardinals, 9-0 (Mil)
 Cardinals, 6-0 (C)
 1935—Cardinals, 7-6 (GB)
 Cardinals, 3-0 (Mil)
 Cardinals, 9-7 (C)
 1936—Packers, 10-7 (GB)
 Packers, 24-0 (Mil)
 Tie, 0-0 (C)
 1937—Cardinals, 14-7 (GB)
 Packers, 34-13 (Mil)
 1938—Packers, 28-7 (Mil)
 Packers, 24-22 (Buffalo)
 1939—Packers, 14-10 (GB)
 Packers, 27-20 (Mil)
 1940—Packers, 31-6 (Mil)
 Packers, 28-7 (C)
 1941—Packers, 14-13 (Mil)
 Packers, 17-9 (GB)
 1942—Packers, 17-13 (C)
 Packers, 55-24 (GB)
 1943—Packers, 28-7 (C)
 Packers, 35-14 (Mil)
 1945—Packers, 33-14 (GB)
 1946—Packers, 19-7 (C)
 Cardinals, 24-6 (GB)
 1947—Cardinals, 14-10 (GB)
 Cardinals, 21-20 (C)
 1948—Cardinals, 17-7 (Mil)
 Cardinals, 42-7 (C)
 1949—Cardinals, 39-17 (Mil)
 Cardinals, 41-21 (C)
 1955—Packers, 31-14 (GB)
 1956—Packers, 24-21 (C)
 1962—Packers, 17-0 (Mil)
 1963—Packers, 30-7 (StL)
 1967—Packers, 31-23 (StL)
 1969—Packers, 45-28 (GB)
 1971—Tie, 16-16 (StL)
 1973—Packers, 25-21 (GB)
 1976—Cardinals, 29-0 (StL)
 1982—**Packers, 41-16 (GB)
 1984—Packers, 24-23 (GB)
 1985—Cardinals, 43-28 (StL)
 1988—Packers, 26-17 (P)
 1990—Packers, 24-21 (P)
 1999—Packers, 49-24 (GB)
 2000—Packers, 29-3 (A)
 2003—Cardinals, 20-13 (A)
 2006—Packers, 31-14 (GB)
 2009—Packers, 33-7 (A)
 **Cardinals, 51-45 (A) OT
 2012—Packers, 31-17 (GB)
 2015—Cardinals, 38-8 (A)
 ***Cardinals, 26-20 (A) OT
 2018—Cardinals, 20-17 (GB)

(RS Pts.—Packers 1,289, Cardinals 966)

(PS Pts.—Packers 106, Cardinals 93)

Franchise known as Phoenix prior to 1994, in St. Louis prior to 1988,and in Chicago prior to 1960****NFC First-Round Playoff*****NFC Divisional Playoff***ARIZONA vs. HOUSTON**

RS: Series tied, 2-2

2005—Texans, 30-19 (H)
 2009—Cardinals, 28-21 (A)
 2013—Cardinals, 27-24 (A)
 2017—Texans, 31-21 (H)
 (RS Pts.—Texans 106, Cardinals 95)

***ARIZONA vs. **INDIANAPOLIS**

RS: Series tied, 8-8

1961—Colts, 16-0 (B)
 1964—Colts, 47-27 (B)
 1968—Colts, 27-0 (B)
 1972—Cardinals, 10-3 (B)
 1976—Cardinals, 24-17 (StL)
 1978—Colts, 30-17 (StL)
 1980—Cardinals, 17-10 (B)
 1981—Cardinals, 35-24 (B)
 1984—Cardinals, 34-33 (I)
 1990—Cardinals, 20-17 (P)
 1992—Colts, 16-13 (I)
 1996—Colts, 20-13 (I)
 2005—Colts, 17-13 (I)
 2009—Colts, 31-10 (A)
 2013—Cardinals, 40-11 (A)
 2017—Cardinals, 16-13 (I) OT
 (RS Pts.—Colts 332, Cardinals 289)

Franchise known as Phoenix prior to 1994and in St. Louis prior to 1988****Franchise in Baltimore prior to 1984***ARIZONA vs. JACKSONVILLE**

RS: Cardinals lead series, 3-2

2000—Jaguars, 44-10 (J)
 2005—Jaguars, 24-17 (A)
 2009—Cardinals, 31-17 (J)
 2013—Cardinals, 27-14 (A)
 2017—Cardinals, 27-24 (A)
 (RS Pts.—Jaguars 123, Cardinals 112)

***ARIZONA vs. KANSAS CITY**

RS: Chiefs lead series, 9-3-1

1970—Tie, 6-6 (KC)
 1974—Chiefs, 17-13 (StL)
 1980—Chiefs, 21-13 (StL)
 1983—Chiefs, 38-14 (KC)
 1986—Cardinals, 23-14 (StL)
 1995—Chiefs, 24-3 (A)
 1998—Chiefs, 34-24 (KC)
 2001—Cardinals, 24-16 (A)
 2002—Chiefs, 49-0 (KC)
 2006—Chiefs, 23-20 (A)
 2010—Chiefs, 31-13 (KC)
 2014—Cardinals, 17-14 (A)
 2018—Chiefs, 26-14 (KC)
 (RS Pts.—Chiefs 313, Cardinals 184)

Franchise known as Phoenix prior to 1994and in St. Louis prior to 1988****ARIZONA vs. **LAS VEGAS**

RS: Raiders lead series, 6-4

1973—Raiders, 17-10 (StL)
 1983—Cardinals, 34-24 (LA)
 1989—Raiders, 16-14 (LA)
 1998—Raiders, 23-20 (A)
 2001—Cardinals, 34-31 (O) OT
 2002—Raiders, 41-20 (A)
 2006—Raiders, 22-9 (O)
 2010—Cardinals, 24-23 (A)
 2014—Cardinals, 24-13 (O)
 2018—Raiders, 23-21 (A)

(RS Pts.—Raiders 233, Cardinals 210)

Franchise known as Phoenix prior to 1994and in St. Louis prior to 1988****Franchise in Los Angeles from 1982-94 and**in Oakland from 1960-81 and from 1995-2019****ARIZONA vs. **L.A. CHARGERS**

RS: Chargers lead series, 10-4

1971—Chargers, 20-17 (SD)
 1976—Chargers, 43-24 (SD)
 1983—Cardinals, 44-14 (StL)
 1987—Chargers, 28-24 (SD)
 1989—Chargers, 24-13 (P)
 1992—Chargers, 27-21 (P)
 1995—Chargers, 28-25 (SD)
 1998—Cardinals, 16-13 (A)
 2001—Cardinals, 20-17 (SD)
 2002—Chargers, 23-15 (A)
 2006—Chargers, 27-20 (SD)
 2010—Chargers, 41-10 (SD)
 2014—Cardinals, 18-17 (A)
 2018—Chargers, 45-10 (LA)
 (RS Pts.—Chargers 367, Cardinals 277)
**Franchise known as Phoenix prior to 1994, in St. Louis prior to 1988*

Franchise in San Diego from 1961-2016*ARIZONA vs. **L.A. RAMS**

RS: Rams lead series, 44-38-2

PS: Rams lead series, 1-0
 1937—Cardinals, 6-0 (Cle)
 Cardinals, 13-7 (Chi)
 1938—Cardinals, 7-6 (Cle)
 Cardinals, 31-17 (Chi)
 1939—Rams, 24-0 (Chi)
 Rams, 14-0 (Cle)
 1940—Rams, 26-14 (Cle)
 Cardinals, 17-7 (Chi)
 1941—Rams, 10-6 (Cle)
 Cardinals, 7-0 (Chi)
 1942—Cardinals, 7-0 (Buffalo)
 Rams, 7-3 (Cle)
 1945—Rams, 21-0 (Cle)
 Rams, 35-21 (Chi)
 1946—Cardinals, 34-10 (Chi)
 Rams, 17-14 (LA)
 1947—Rams, 27-7 (LA)
 Cardinals, 17-10 (Chi)
 1948—Cardinals, 27-22 (LA)
 Cardinals, 27-24 (Chi)
 1949—Tie, 28-28 (Chi)
 Cardinals, 31-27 (LA)
 1951—Rams, 45-21 (LA)
 1953—Tie, 24-24 (Chi)
 1954—Rams, 28-17 (LA)
 1958—Rams, 20-14 (Chi)
 1960—Cardinals, 43-21 (LA)
 1965—Rams, 27-3 (StL)
 1968—Rams, 24-13 (StL)
 1970—Rams, 34-13 (LA)
 1972—Cardinals, 24-14 (StL)
 1975—***Rams, 35-23 (LA)
 1976—Cardinals, 30-28 (LA)
 1979—Rams, 21-0 (LA)
 1980—Rams, 21-13 (StL)
 1984—Rams, 16-13 (StL)
 1985—Rams, 46-14 (LA)
 1986—Rams, 16-10 (StL)
 1987—Rams, 27-24 (StL)
 1988—Cardinals, 41-27 (LA)
 1989—Rams, 37-14 (LA)
 1991—Cardinals, 24-14 (LA)
 1992—Cardinals, 20-14 (LA)
 1993—Cardinals, 38-10 (P)
 1994—Rams, 14-12 (LA)
 1996—Cardinals, 31-28 (A) OT
 1998—Cardinals, 20-17 (StL)
 2002—Rams, 27-14 (A)
 Rams, 30-28 (StL)
 2003—Rams, 37-13 (StL)
 Rams, 30-27 (A) OT
 2004—Rams, 17-10 (StL)
 Cardinals, 31-7 (A)

ALL-TIME TEAM VS. TEAM RESULTS

2005—Rams, 17-12 (A)
Cardinals, 38-28 (StL)
2006—Rams, 16-14 (A)
Cardinals, 34-20 (StL)
2007—Cardinals, 34-31 (StL)
Cardinals, 48-19 (A)
2008—Cardinals, 34-13 (StL)
Cardinals, 34-10 (A)
2009—Cardinals, 21-13 (StL)
Cardinals, 31-10 (A)
2010—Cardinals, 17-13 (StL)
Rams, 19-6 (A)
2011—Cardinals, 19-13 (A) OT
Cardinals, 23-20 (StL)
2012—Rams, 17-3 (StL)
Rams, 31-17 (A)
2013—Rams, 27-24 (StL)
Cardinals, 30-10 (A)
2014—Cardinals, 31-14 (A)
Cardinals, 12-6 (StL)
2015—Rams, 24-22 (A)
Cardinals, 27-3 (StL)
2016—Rams, 17-13 (A)
Cardinals, 44-6 (LA)
2017—Rams, 33-0 (London)
Rams, 32-16 (A)
2018—Rams, 34-0 (LA)
Rams, 31-9 (A)
2019—Rams, 34-7 (A)
Rams, 31-24 (LA)
2020—Rams, 38-28 (A)
Rams, 18-7 (LA)

(RS Pts.—Rams 1,708, Cardinals 1,595)
(PS Pts.—Rams 35, Cardinals 23)

**Franchise known as Phoenix prior to 1994,
and in St. Louis prior to 1988,
and in Chicago prior to 1960*

***Franchise in St. Louis from 1995-2015 and
in Cleveland prior to 1946*

****NFC Divisional Playoff*

***ARIZONA vs. MIAMI**

RS: Dolphins lead series, 10-3

1972—Dolphins, 31-10 (M)
1977—Dolphins, 55-14 (StL)
1978—Dolphins, 24-10 (M)
1981—Dolphins, 20-7 (StL)
1984—Dolphins, 36-28 (StL)
1990—Dolphins, 23-3 (M)
1996—Dolphins, 38-10 (A)
1999—Dolphins, 19-16 (M)
2004—Cardinals, 24-23 (M)
2008—Cardinals, 31-10 (A)
2012—Cardinals, 24-21 (A) OT
2016—Dolphins, 26-23 (M)
2020—Dolphins, 34-31 (A)

(RS Pts.—Dolphins 360, Cardinals 231)

**Franchise known as Phoenix prior to 1994
and in St. Louis prior to 1988*

***ARIZONA vs. MINNESOTA**

RS: Vikings lead series, 15-11

PS: Vikings lead series, 2-0
1963—Cardinals, 56-14 (M)
1967—Cardinals, 34-24 (M)
1969—Vikings, 27-10 (StL)
1972—Cardinals, 19-17 (M)
1974—Vikings, 28-24 (StL)
**Vikings, 30-14 (M)
1977—Cardinals, 27-7 (M)
1979—Cardinals, 37-7 (StL)
1981—Cardinals, 30-17 (StL)
1983—Cardinals, 41-31 (StL)
1991—Vikings, 34-7 (M)
Vikings, 28-0 (P)

1994—Cardinals, 17-7 (A)
1995—Vikings, 30-24 (A) OT
1996—Vikings, 41-17 (M)
1997—Vikings, 20-19 (A)
1998—**Vikings, 41-21 (M)

2000—Vikings, 31-14 (M)
2003—Cardinals, 18-17 (A)
2006—Vikings, 31-26 (M)
2008—Vikings, 35-14 (A)
2009—Cardinals, 30-17 (A)
2010—Vikings, 27-24 (M) OT
2011—Vikings, 34-10 (M)
2012—Vikings, 21-14 (M)
2015—Cardinals, 23-20 (A)
2016—Vikings, 30-24 (M)
2018—Vikings, 27-17 (M)
(RS Pts.—Vikings 622, Cardinals 576)
(PS Pts.—Vikings 71, Cardinals 35)

**Franchise known as Phoenix prior to 1994
and in St. Louis prior to 1988*

***NFC Divisional Playoff*

***ARIZONA vs. **NEW ENGLAND**

RS: Patriots lead series, 8-7

1970—Cardinals, 31-0 (StL)
1975—Cardinals, 24-17 (StL)
1978—Patriots, 16-6 (StL)
1981—Cardinals, 27-20 (NE)
1984—Cardinals, 33-10 (NE)
1990—Cardinals, 34-14 (P)
1991—Cardinals, 24-10 (P)
1993—Patriots, 23-21 (P)
1996—Patriots, 31-0 (NE)
1999—Patriots, 27-3 (A)
2004—Patriots, 23-12 (A)
2008—Patriots, 47-7 (NE)
2012—Cardinals, 20-18 (NE)
2016—Patriots, 23-21 (A)
2020—Patriots, 20-17 (NE)

(RS Pts.—Patriots 299, Cardinals 280)

**Franchise known as Phoenix prior to 1994
and in St. Louis prior to 1988*

***Franchise in Boston prior to 1971*

***ARIZONA vs. NEW ORLEANS**

RS: Series tied, 15-15

PS: Saints lead series, 1-0

1967—Cardinals, 31-20 (StL)
1968—Cardinals, 21-20 (NO)
Cardinals, 31-17 (StL)
1969—Saints, 51-42 (StL)
1970—Cardinals, 24-17 (StL)
1974—Saints, 14-0 (NO)
1977—Cardinals, 49-31 (StL)
1980—Cardinals, 40-7 (NO)
1981—Cardinals, 30-3 (StL)
1982—Cardinals, 21-7 (NO)
1983—Saints, 28-17 (NO)
1984—Saints, 34-24 (NO)
1985—Cardinals, 28-16 (StL)
1986—Saints, 16-7 (StL)
1987—Cardinals, 24-19 (StL)
1990—Saints, 28-7 (NO)
1991—Saints, 27-3 (P)
1992—Saints, 30-21 (P)
1993—Saints, 20-17 (P)

1996—Cardinals, 28-14 (NO)
1997—Saints, 27-10 (NO)
1998—Cardinals, 19-17 (A)

2000—Saints, 21-10 (A)
2004—Cardinals, 34-10 (A)
2007—Saints, 31-24 (NO)
2009—**Saints, 45-14 (NO)
2010—Cardinals, 30-20 (A)
2013—Saints, 31-7 (NO)
2015—Cardinals, 31-19 (A)
2016—Saints, 48-41 (A)
2019—Saints, 31-9 (NO)

(RS Pts.—Cardinals 680, Saints 674)

(PS Pts.—Saints 45, Cardinals 14)

**Franchise known as Phoenix prior to 1994
and in St. Louis prior to 1988*

***NFC Divisional Playoff*

***ARIZONA vs. N.Y. GIANTS**

RS: Giants lead series, 80-46-2

1926—Giants, 20-0 (NY)
1927—Giants, 28-7 (NY)
1929—Giants, 24-21 (NY)
1930—Giants, 25-12 (NY)
Giants, 13-7 (C)

1935—Cardinals, 14-13 (NY)
1936—Giants, 14-6 (NY)
1938—Giants, 6-0 (NY)
1939—Giants, 17-7 (NY)

1941—Cardinals, 10-7 (NY)
1942—Giants, 21-7 (NY)
1943—Giants, 24-13 (NY)
1946—Giants, 28-24 (NY)
1947—Giants, 35-31 (NY)

1948—Cardinals, 63-35 (NY)
1949—Giants, 41-38 (C)
1950—Cardinals, 17-3 (C)
Giants, 51-21 (NY)

1951—Giants, 28-17 (NY)
Giants, 10-0 (C)
1952—Cardinals, 24-23 (NY)
Giants, 28-6 (C)

1953—Giants, 21-7 (NY)
Giants, 23-20 (C)
1954—Giants, 41-10 (C)
Giants, 31-17 (NY)

1955—Cardinals, 28-17 (C)
Giants, 10-0 (NY)
1956—Cardinals, 35-27 (C)
Giants, 23-10 (NY)

1957—Giants, 27-14 (NY)
Giants, 28-21 (C)
1958—Giants, 37-7 (Buffalo)
Cardinals, 23-6 (NY)

1959—Giants, 9-3 (NY)
Giants, 30-20 (Minn)
1960—Giants, 35-14 (StL)
Cardinals, 20-13 (NY)

1961—Cardinals, 21-10 (NY)
Giants, 24-9 (StL)
1962—Giants, 31-14 (StL)
Giants, 31-28 (NY)

1963—Giants, 38-21 (StL)
Cardinals, 24-17 (NY)
1964—Giants, 34-17 (NY)
Tie, 10-10 (StL)

1965—Giants, 14-10 (NY)
Giants, 28-15 (StL)
1966—Cardinals, 24-19 (StL)
Cardinals, 20-17 (NY)

1967—Giants, 37-20 (StL)
Giants, 37-14 (NY)
1968—Cardinals, 28-21 (NY)
1969—Cardinals, 42-17 (StL)
Giants, 49-6 (NY)

1970—Giants, 35-17 (NY)
Giants, 34-17 (StL)
1971—Giants, 21-20 (StL)
Cardinals, 24-7 (NY)

1972—Giants, 27-21 (NY)
Giants, 13-7 (StL)
1973—Cardinals, 35-27 (StL)
Giants, 24-13 (New Haven)

1974—Cardinals, 23-21 (New Haven)
Cardinals, 26-14 (StL)
1975—Cardinals, 26-14 (StL)
Cardinals, 20-13 (NY)

1976—Cardinals, 27-21 (StL)
Cardinals, 17-14 (NY)
1977—Cardinals, 28-0 (StL)
Giants, 27-7 (NY)

1978—Cardinals, 20-10 (StL)
Giants, 17-0 (NY)
1979—Cardinals, 27-14 (NY)
Cardinals, 29-20 (StL)

ALL-TIME TEAM VS. TEAM RESULTS

1980—Giants, 41-35 (StL)
Cardinals, 23-7 (NY)

1981—Giants, 34-14 (NY)
Giants, 20-10 (StL)

1982—Cardinals, 24-21 (StL)

1983—Tie, 20-20 (StL) OT
Cardinals, 10-6 (NY)

1984—Giants, 16-10 (NY)
Cardinals, 31-21 (StL)

1985—Giants, 27-17 (NY)
Giants, 34-3 (StL)

1986—Giants, 13-6 (StL)
Giants, 27-7 (NY)

1987—Giants, 30-7 (NY)
Cardinals, 27-24 (StL)

1988—Cardinals, 24-17 (P)
Giants, 44-7 (NY)

1989—Giants, 35-7 (NY)
Giants, 20-13 (P)

1990—Giants, 20-19 (NY)
Giants, 24-21 (P)

1991—Giants, 20-9 (NY)
Giants, 21-14 (P)

1992—Giants, 31-21 (NY)
Cardinals, 19-0 (P)

1993—Giants, 19-17 (NY)
Cardinals, 17-6 (P)

1994—Giants, 20-17 (A)
Cardinals, 10-9 (NY)

1995—Giants, 27-21 (NY) OT
Giants, 10-6 (A)

1996—Giants, 16-8 (NY)
Cardinals, 31-23 (A)

1997—Giants, 27-13 (A)
Giants, 19-10 (NY)

1998—Giants, 34-7 (NY)
Giants, 23-19 (A)

1999—Cardinals, 14-3 (A)
Cardinals, 34-24 (NY)

2000—Giants, 21-16 (NY)
Giants, 31-7 (A)

2001—Giants, 17-10 (A)
Giants, 17-13 (NY)

2002—Cardinals, 21-7 (A)

2004—Cardinals, 17-14 (A)

2005—Giants, 42-19 (NY)

2008—Giants, 37-29 (A)

2009—Cardinals, 24-17 (NY)

2011—Giants, 31-27 (A)

2014—Cardinals, 25-14 (NY)

2017—Cardinals, 23-0 (A)

2019—Cardinals, 27-21 (NY)

2020—Cardinals, 26-7 (NY)

(RS Pts.—Giants 2,788, Cardinals 2,227)

**Franchise known as Phoenix prior to 1994, in St. Louis prior to 1988, and in Chicago prior to 1960*

***ARIZONA vs. N.Y. JETS**
RS: Jets lead series, 6-4

1971—Cardinals, 17-10 (StL)

1975—Cardinals, 37-6 (NY)

1978—Jets, 23-10 (NY)

1996—Jets, 31-21 (A)

1999—Jets, 12-7 (NY)

2004—Jets, 13-3 (A)

2008—Jets, 56-35 (NY)

2012—Jets, 7-6 (NY)

2016—Cardinals, 28-3 (A)

2020—Cardinals, 30-10 (NY)

(RS Pts.—Cardinals 194, Jets 171)

**Franchise known as Phoenix prior to 1994 and in St. Louis prior to 1988*

***ARIZONA vs. PHILADELPHIA**
RS: Cardinals lead series, 58-55-5
PS: Cardinals lead series, 2-1

1935—Cardinals, 12-3 (C)

1936—Cardinals, 13-0 (C)

1937—Tie, 6-6 (P)

1938—Eagles, 7-0 (Erie, Pa.)

1941—Eagles, 21-14 (P)

1945—Eagles, 21-6 (P)

1947—Cardinals, 45-21 (P)

**Cardinals, 28-21 (C)

1948—Cardinals, 21-14 (C)

**Eagles, 7-0 (P)

1949—Eagles, 28-3 (P)

1950—Eagles, 45-7 (C)
Cardinals, 14-10 (P)

1951—Eagles, 17-14 (C)

1952—Eagles, 10-7 (P)
Cardinals, 28-22 (C)

1953—Eagles, 56-17 (C)
Eagles, 38-0 (P)

1954—Eagles, 35-16 (C)
Eagles, 30-14 (P)

1955—Tie, 24-24 (C)
Eagles, 27-3 (P)

1956—Cardinals, 20-6 (P)

Cardinals, 28-17 (C)

1957—Eagles, 38-21 (C)
Cardinals, 31-27 (P)

1958—Tie, 21-21 (C)
Eagles, 49-21 (P)

1959—Eagles, 28-24 (Minn)
Eagles, 27-17 (P)

1960—Eagles, 31-27 (P)
Eagles, 20-6 (StL)

1961—Cardinals, 30-27 (P)
Eagles, 20-7 (StL)

1962—Cardinals, 27-21 (P)
Cardinals, 45-35 (StL)

1963—Cardinals, 28-24 (P)
Cardinals, 38-14 (StL)

1964—Cardinals, 38-13 (P)
Cardinals, 36-34 (StL)

1965—Eagles, 34-27 (P)
Eagles, 28-24 (StL)

1966—Cardinals, 16-13 (StL)
Cardinals, 41-10 (P)

1967—Cardinals, 48-14 (StL)

1968—Cardinals, 45-17 (P)

1969—Eagles, 34-30 (StL)

1970—Cardinals, 35-20 (P)
Cardinals, 23-14 (StL)

1971—Eagles, 37-20 (StL)
Eagles, 19-7 (P)

1972—Tie, 6-6 (P)
Cardinals, 24-23 (StL)

1973—Cardinals, 34-23 (P)
Eagles, 27-24 (StL)

1974—Cardinals, 7-3 (StL)
Cardinals, 13-3 (P)

1975—Cardinals, 31-20 (StL)
Cardinals, 24-23 (P)

1976—Cardinals, 33-14 (StL)
Cardinals, 17-14 (P)

1977—Cardinals, 21-17 (P)
Cardinals, 21-16 (StL)

1978—Cardinals, 16-10 (P)
Eagles, 14-10 (StL)

1979—Eagles, 24-20 (StL)
Eagles, 16-13 (P)

1980—Cardinals, 24-14 (StL)
Eagles, 17-3 (P)

1981—Eagles, 52-10 (StL)
Eagles, 38-0 (P)

1982—Cardinals, 23-20 (P)

1983—Cardinals, 14-11 (P)
Cardinals, 31-7 (StL)

1984—Cardinals, 34-14 (P)
Cardinals, 17-16 (StL)

1985—Eagles, 30-7 (P)
Eagles, 24-14 (StL)

1986—Cardinals, 13-10 (StL)
Tie, 10-10 (P) OT

1987—Eagles, 28-23 (StL)
Cardinals, 31-19 (P)

1988—Eagles, 31-21 (P)
Eagles, 23-17 (Phx)

1989—Eagles, 17-5 (Phx)
Eagles, 31-14 (P)

1990—Cardinals, 23-21 (P)
Eagles, 23-21 (Phx)

1991—Cardinals, 26-10 (P)
Eagles, 34-14 (Phx)

1992—Eagles, 31-14 (Phx)
Eagles, 7-3 (P)

1993—Eagles, 23-17 (P)
Cardinals, 16-3 (Phx)

1994—Eagles, 17-7 (P)
Cardinals, 12-6 (A)

1995—Eagles, 31-19 (A)
Eagles, 21-20 (P)

1996—Cardinals, 36-30 (A)
Eagles, 29-19 (P)

1997—Eagles, 13-10 (P) OT
Cardinals, 31-21 (A)

1998—Cardinals, 17-3 (A)
Cardinals, 20-17 (P) OT

1999—Cardinals, 25-24 (P)
Cardinals, 21-17 (A)

2000—Eagles, 33-14 (A)
Eagles, 34-9 (P)

2001—Cardinals, 21-20 (P)
Eagles, 21-7 (A)

2002—Eagles, 38-14 (P)

2005—Cardinals, 27-21 (A)

2008—Eagles, 48-20 (P)

***Cardinals, 32-25 (A)

2011—Cardinals, 21-17 (P)

2012—Cardinals, 27-6 (A)

2013—Eagles, 24-21 (P)

2014—Cardinals, 24-20 (A)

2015—Cardinals, 40-17 (P)

2017—Eagles, 34-7 (P)

2020—Cardinals, 33-26 (A)

(RS Pts.—Eagles 2,532, Cardinals 2,326)

(PS Pts.—Cardinals 60, Eagles 53)

**Franchise known as Phoenix prior to 1994, in St. Louis prior to 1988, and in Chicago prior to 1960*

****NFL Championship**
****NFC Championship**

***ARIZONA vs. **PITTSBURGH**
RS: Steelers lead series, 34-23-3
PS: Steelers lead series, 1-0

1933—Pirates, 14-13 (P)

1935—Pirates, 17-13 (P)

1936—Cardinals, 14-6 (C)

1937—Cardinals, 13-7 (P)

1939—Cardinals, 10-0 (P)

1940—Tie, 7-7 (P)

1942—Steelers, 19-3 (P)

1945—Steelers, 23-0 (P)

1946—Steelers, 14-7 (P)

1948—Cardinals, 24-7 (P)

1950—Steelers, 28-17 (C)
Steelers, 28-7 (P)

1951—Steelers, 28-14 (C)

1952—Steelers, 34-28 (C)
Steelers, 17-14 (P)

1953—Steelers, 31-28 (P)
Steelers, 21-17 (C)

1954—Cardinals, 17-14 (C)
Steelers, 20-17 (P)

1955—Steelers, 14-7 (P)
Cardinals, 27-13 (C)

1956—Steelers, 14-7 (P)
Cardinals, 38-27 (C)

1957—Steelers, 29-20 (P)
Steelers, 27-2 (C)

1958—Steelers, 27-20 (C)
Steelers, 38-21 (P)

ALL-TIME TEAM VS. TEAM RESULTS

1959—Cardinals, 45-24 (C)
Steelers, 35-20 (P)
1960—Steelers, 27-14 (P)
Cardinals, 38-7 (StL)
1961—Steelers, 30-27 (P)
Cardinals, 20-0 (StL)
1962—Steelers, 26-17 (StL)
Steelers, 19-7 (P)
1963—Steelers, 23-10 (P)
Cardinals, 24-23 (StL)
1964—Cardinals, 34-30 (StL)
Cardinals, 21-20 (P)
1965—Cardinals, 20-7 (P)
Cardinals, 21-17 (StL)
1966—Steelers, 30-9 (P)
Cardinals, 6-3 (StL)
1967—Cardinals, 28-14 (P)
Tie, 14-14 (StL)
1968—Tie, 28-28 (StL)
Cardinals, 20-10 (P)
1969—Cardinals, 27-14 (P)
Cardinals, 47-10 (StL)
1972—Steelers, 25-19 (StL)
1979—Steelers, 24-21 (StL)
1985—Steelers, 23-10 (P)
1988—Cardinals, 31-14 (Phx)
1994—Cardinals, 20-17 (A) OT
1997—Steelers, 26-20 (A) OT
2003—Steelers, 28-15 (P)
2007—Cardinals, 21-14 (A)
2008—**Steelers, 27-23 (Tampa Bay)
2011—Steelers, 32-20 (A)
2015—Steelers, 25-13 (P)
2019—Steelers, 23-17 (A)
(RS Pts.—Steelers 1,186, Cardinals 1,109)
(PS Pts.—Steelers 27, Cardinals 23)
**Franchise known as Phoenix prior to 1994, in St. Louis prior to 1988, and in Chicago prior to 1960*
***Steelers known as Pirates prior to 1940*
****Super Bowl XLIII*
***ARIZONA vs. SAN FRANCISCO**
RS: 49ers lead series, 32-27
1951—Cardinals, 27-21 (SF)
1957—Cardinals, 20-10 (SF)
1962—49ers, 24-17 (StL)
1964—Cardinals, 23-13 (SF)
1968—49ers, 35-17 (SF)
1971—49ers, 26-14 (StL)
1974—Cardinals, 34-9 (SF)
1976—Cardinals, 23-20 (StL) OT
1978—Cardinals, 16-10 (SF)
1979—Cardinals, 13-10 (StL)
1980—49ers, 24-21 (SF) OT
1982—49ers, 31-20 (StL)
1983—49ers, 42-27 (StL)
1986—49ers, 43-17 (SF)
1987—49ers, 34-28 (SF)
1988—Cardinals, 24-23 (P)
1991—49ers, 14-10 (SF)
1992—Cardinals, 24-14 (P)
1993—49ers, 28-14 (SF)
1999—49ers, 24-10 (A)
2000—49ers, 27-20 (SF)
2002—49ers, 38-28 (SF)
49ers, 17-14 (A)
2003—Cardinals, 16-13 (A) OT
49ers, 50-14 (SF)
2004—49ers, 31-28 (SF) OT
49ers, 31-28 (A) OT
2005—Cardinals, 31-14 (Mex. City)
Cardinals, 17-10 (SF)
2006—Cardinals, 34-27 (A)
Cardinals, 26-20 (SF)
2007—49ers, 20-17 (SF)
49ers, 37-31 (A) OT
2008—Cardinals, 23-13 (SF)
Cardinals, 29-24 (A)

2009—49ers, 20-16 (A)
49ers, 24-9 (SF)
2010—49ers, 27-6 (A)
49ers, 38-7 (SF)
2011—49ers, 23-7 (SF)
Cardinals, 21-19 (A)
2012—49ers, 24-3 (A)
49ers, 27-13 (SF)
2013—49ers, 32-20 (SF)
49ers, 23-20 (A)
2014—Cardinals, 23-14 (A)
49ers, 20-17 (SF)
2015—Cardinals, 47-7 (A)
Cardinals, 19-13 (SF)
2016—Cardinals, 33-21 (SF)
Cardinals, 23-20 (A)
2017—Cardinals, 18-15 (A) OT
Cardinals, 20-10 (SF)
2018—Cardinals, 28-18 (SF)
Cardinals, 18-15 (A)
2019—49ers, 28-25 (A)
49ers, 36-26 (SF)
2020—Cardinals, 24-20 (SF)
49ers, 20-12 (A)
(RS Pts.—49ers 1,341, Cardinals 1,210)
**Franchise known as Phoenix prior to 1994, in St. Louis prior to 1988, and in Chicago prior to 1960*
***ARIZONA vs. SEATTLE**
RS: Seahawks lead series, 22-21-1
1976—Cardinals, 30-24 (S)
1983—Cardinals, 33-28 (StL)
1989—Cardinals, 34-24 (S)
1993—Cardinals, 30-27 (S) OT
1995—Cardinals, 20-14 (A) OT
1998—Seahawks, 33-14 (S)
2002—Cardinals, 24-13 (S)
Seahawks, 27-6 (A)
2003—Seahawks, 38-0 (A)
Seahawks, 28-10 (S)
2004—Cardinals, 25-17 (A)
Seahawks, 24-21 (S)
2005—Seahawks, 37-12 (S)
Seahawks, 33-19 (A)
2006—Seahawks, 21-10 (S)
Cardinals, 27-21 (A)
2007—Cardinals, 23-20 (A)
Seahawks, 42-21 (S)
2008—Cardinals, 26-20 (S)
Cardinals, 34-21 (A)
2009—Cardinals, 27-3 (S)
Cardinals, 31-20 (A)
2010—Seahawks, 22-10 (S)
Seahawks, 36-18 (A)
2011—Seahawks, 13-10 (S)
Cardinals, 23-20 (A) OT
2012—Cardinals, 20-16 (A)
Seahawks, 58-0 (S)
2013—Seahawks, 34-22 (A)
Cardinals, 17-10 (S)
2014—Seahawks, 19-3 (S)
Seahawks, 35-6 (A)
2015—Cardinals, 39-32 (S)
Seahawks, 36-6 (A)
2016—Tie, 6-6 (A)
Cardinals, 34-31 (S)
2017—Seahawks, 22-16 (A)
Cardinals, 26-24 (S)
2018—Seahawks, 20-17 (A)
Seahawks, 27-24 (S)
2019—Seahawks, 27-10 (A)
Cardinals, 17-13 (S)
2020—Cardinals, 37-34 (A) OT
Seahawks, 28-21 (S)
(RS Pts.—Seahawks 1,098, Cardinals 869)
**Franchise known as Phoenix prior to 1994 and in St. Louis prior to 1988*

***ARIZONA vs. TAMPA BAY**
RS: Cardinals lead series, 11-10
1977—Buccaneers, 17-7 (TB)
1981—Buccaneers, 20-10 (TB)
1983—Cardinals, 34-27 (TB)
1985—Buccaneers, 16-0 (TB)
1986—Cardinals, 30-19 (TB)
Cardinals, 21-17 (StL)
1987—Cardinals, 31-28 (StL)
Cardinals, 31-14 (TB)
1988—Cardinals, 30-24 (TB)
1989—Buccaneers, 14-13 (P)
1992—Buccaneers, 23-7 (TB)
Buccaneers, 7-3 (P)
1996—Cardinals, 13-9 (A)
1997—Buccaneers, 19-18 (TB)
2004—Cardinals, 12-7 (A)
2007—Buccaneers, 17-10 (TB)
2010—Buccaneers, 38-35 (A)
2013—Cardinals, 13-10 (TB)
2016—Cardinals, 40-7 (A)
2017—Cardinals, 38-33 (A)
2019—Buccaneers, 30-27 (TB)
(RS Pts.—Cardinals 423, Buccaneers 396)
**Franchise known as Phoenix prior to 1994 and in St. Louis prior to 1988*
***ARIZONA vs. **TENNESSEE**
RS: Cardinals lead series, 7-4
1970—Cardinals, 44-0 (StL)
1974—Cardinals, 31-27 (H)
1979—Cardinals, 24-17 (H)
1985—Oilers, 20-10 (StL)
1988—Oilers, 38-20 (H)
1994—Cardinals, 30-12 (H)
1997—Oilers, 41-14 (A)
2005—Cardinals, 20-10 (A)
2009—Titans, 20-17 (T)
2013—Cardinals, 37-34 (T) OT
2017—Cardinals, 12-7 (A)
(RS Pts.—Cardinals 259, Titans 226)
**Franchise known as Phoenix prior to 1994 and in St. Louis prior to 1988*
***Franchise in Houston prior to 1997; known as Oilers prior to 1999*
***ARIZONA vs. **WASHINGTON**
RS: Washington leads series, 76-47-2
1932—Cardinals, 9-0 (B)
Braves, 8-6 (C)
1933—Redskins, 10-0 (C)
Tie, 0-0 (B)
1934—Redskins, 9-0 (B)
1935—Cardinals, 6-0 (B)
1936—Redskins, 13-10 (B)
1937—Cardinals, 21-14 (W)
1939—Redskins, 28-7 (W)
1940—Redskins, 28-21 (W)
1942—Redskins, 28-0 (W)
1943—Redskins, 13-7 (W)
1945—Redskins, 24-21 (W)
1947—Redskins, 45-21 (W)
1949—Cardinals, 38-7 (C)
1950—Cardinals, 38-28 (W)
1951—Redskins, 7-3 (C)
Redskins, 20-17 (W)
1952—Redskins, 23-7 (C)
Cardinals, 17-6 (W)
1953—Redskins, 24-13 (C)
Redskins, 28-17 (W)
1954—Cardinals, 38-16 (C)
Redskins, 37-20 (W)
1955—Cardinals, 24-10 (W)
Redskins, 31-0 (C)
1956—Cardinals, 31-3 (W)
Redskins, 17-14 (C)
1957—Redskins, 37-14 (C)
Cardinals, 44-14 (W)
1958—Cardinals, 37-10 (C)
Redskins, 45-31 (W)

ALL-TIME TEAM VS. TEAM RESULTS

1959—Cardinals, 49-21 (C)
Redskins, 23-14 (W)

1960—Cardinals, 44-7 (StL)
Cardinals, 26-14 (W)

1961—Cardinals, 24-0 (W)
Cardinals, 38-24 (StL)

1962—Redskins, 24-14 (W)
Tie, 17-17 (StL)

1963—Cardinals, 21-7 (W)
Cardinals, 24-20 (StL)

1964—Cardinals, 23-17 (W)
Cardinals, 38-24 (StL)

1965—Cardinals, 37-16 (W)
Redskins, 24-20 (StL)

1966—Cardinals, 23-7 (StL)
Redskins, 26-20 (W)

1967—Cardinals, 27-21 (W)

1968—Cardinals, 41-14 (StL)

1969—Redskins, 33-17 (W)

1970—Cardinals, 27-17 (StL)
Redskins, 28-27 (W)

1971—Redskins, 24-17 (StL)
Redskins, 20-0 (W)

1972—Redskins, 24-10 (W)
Redskins, 33-3 (StL)

1973—Cardinals, 34-27 (StL)
Redskins, 31-13 (W)

1974—Cardinals, 17-10 (W)
Cardinals, 23-20 (StL)

1975—Redskins, 27-17 (W)
Cardinals, 20-17 (StL) OT

1976—Redskins, 20-10 (W)
Redskins, 16-10 (StL)

1977—Redskins, 24-14 (W)
Redskins, 26-20 (StL)

1978—Redskins, 28-10 (StL)
Cardinals, 27-17 (W)

1979—Redskins, 17-7 (StL)
Redskins, 30-28 (W)

1980—Redskins, 23-0 (W)
Redskins, 31-7 (StL)

1981—Cardinals, 40-30 (StL)
Redskins, 42-21 (W)

1982—Redskins, 12-7 (StL)
Redskins, 28-0 (W)

1983—Redskins, 38-14 (StL)
Redskins, 45-7 (W)

1984—Cardinals, 26-24 (StL)
Redskins, 29-27 (W)

1985—Redskins, 27-10 (W)
Redskins, 27-16 (StL)

1986—Redskins, 28-21 (W)
Redskins, 20-17 (StL)

1987—Redskins, 28-21 (W)
Redskins, 34-17 (StL)

1988—Cardinals, 30-21 (P)
Redskins, 33-17 (W)

1989—Redskins, 30-28 (W)
Redskins, 29-10 (P)

1990—Redskins, 31-0 (W)
Redskins, 38-10 (P)

1991—Redskins, 34-0 (W)
Redskins, 20-14 (P)

1992—Cardinals, 27-24 (P)
Redskins, 41-3 (W)

1993—Cardinals, 17-10 (W)
Cardinals, 36-6 (P)

1994—Cardinals, 19-16 (W) OT
Cardinals, 17-15 (A)

1995—Redskins, 27-7 (W)
Cardinals, 24-20 (A)

1996—Cardinals, 37-34 (W) OT
Cardinals, 27-26 (A)

1997—Redskins, 19-13 (W) OT
Redskins, 38-28 (A)

1998—Cardinals, 29-27 (A)
Cardinals, 45-42 (W)

1999—Redskins, 24-10 (A)
Redskins, 28-3 (W)

2000—Cardinals, 16-15 (A)
Redskins, 20-3 (W)

2001—Redskins, 20-10 (A)
Redskins, 20-17 (W)

2002—Redskins, 31-23 (W)

2005—Redskins, 17-13 (A)

2007—Redskins, 21-19 (W)

2008—Redskins, 24-17 (W)

2011—Redskins, 22-21 (W)

2014—Cardinals, 30-20 (A)

2016—Cardinals, 31-23 (A)

2017—Redskins, 20-15 (W)

2018—Redskins, 24-6 (A)

2020—Cardinals, 30-15 (A)
(RS Pts.—Washington 2,769, Cardinals 2,336)
**Franchise known as Phoenix prior to 1994,
in St. Louis prior to 1988,
and in Chicago prior to 1960
**Franchise in Boston prior to 1937 and
known as Braves prior to 1933; known as
Redskins prior to 2020*

ATLANTA vs. ARIZONA
RS: Cardinals lead series, 16-15
PS: Cardinals lead series, 1-0;
See Arizona vs. Atlanta

ATLANTA vs. BALTIMORE
RS: Ravens lead series, 4-2
1999—Ravens, 19-13 (A) OT
2002—Falcons, 20-17 (A)
2006—Ravens, 24-10 (B)
2010—Falcons, 26-21 (A)
2014—Ravens, 29-7 (B)
2018—Ravens, 26-16 (A)
(RS Pts.—Ravens 136, Falcons 92)

ATLANTA vs. BUFFALO
RS: Falcons lead series, 7-5
1973—Bills, 17-6 (A)
1977—Bills, 3-0 (B)
1980—Falcons, 30-14 (B)
1983—Falcons, 31-14 (A)
1989—Falcons, 30-28 (A)
1992—Bills, 41-14 (B)
1995—Bills, 23-17 (B)
2001—Falcons, 33-30 (A)
2005—Falcons, 24-16 (B)
2009—Falcons, 31-3 (A)
2013—Falcons, 34-31 (Toronto) OT
2017—Bills, 23-17 (A)
(RS Pts.—Falcons 267, Bills 243)

ATLANTA vs. CAROLINA
RS: Falcons lead series, 33-19
1995—Falcons, 23-20 (A) OT
Panthers, 21-17 (C)
1996—Panthers, 29-6 (C)
Falcons, 20-17 (A)
1997—Panthers, 9-6 (A)
Panthers, 21-12 (C)
1998—Falcons, 19-14 (C)
Falcons, 51-23 (A)
1999—Falcons, 27-20 (A)
Panthers, 34-28 (C)
2000—Falcons, 15-10 (C)
Falcons, 13-12 (A)
2001—Falcons, 24-16 (A)
Falcons, 10-7 (C)
2002—Falcons, 30-0 (A)
Falcons, 41-0 (C)
2003—Panthers, 23-3 (C)
Falcons, 20-14 (A) OT
2004—Falcons, 27-10 (C)
Falcons, 34-31 (A) OT
2005—Panthers, 24-6 (C)
Panthers, 44-11 (A)
2006—Falcons, 20-6 (C)
Panthers, 10-3 (A)

2007—Panthers, 27-20 (A)
Falcons, 20-13 (C)

2008—Panthers, 24-9 (C)
Falcons, 45-28 (A)

2009—Falcons, 28-20 (A)
Panthers, 28-19 (C)

2010—Falcons, 31-10 (C)
Falcons, 31-10 (A)

2011—Falcons, 31-17 (A)
Falcons, 31-23 (C)

2012—Falcons, 30-28 (A)
Panthers, 30-20 (C)

2013—Panthers, 34-10 (C)
Panthers, 21-20 (A)

2014—Falcons, 19-17 (C)
Panthers, 34-3 (A)

2015—Panthers, 38-0 (C)
Falcons, 20-13 (A)

2016—Falcons, 48-33 (A)
Falcons, 33-16 (C)

2017—Panthers, 20-17 (C)
Falcons, 22-10 (A)

2018—Falcons, 31-24 (A)
Falcons, 24-10 (C)

2019—Falcons, 29-3 (C)
Falcons, 40-20 (A)

2020—Panthers, 23-16 (A)
Falcons, 25-17 (C)
(RS Pts.—Falcons 1,138, Panthers 1,006)

ATLANTA vs. CHICAGO
RS: Bears lead series, 15-13

1966—Bears, 23-6 (C)
1967—Bears, 23-14 (A)
1968—Falcons, 16-13 (C)
1969—Falcons, 48-31 (A)
1970—Bears, 23-14 (A)
1972—Falcons, 37-21 (C)
1973—Falcons, 46-6 (A)
1974—Falcons, 13-10 (A)
1976—Falcons, 10-0 (C)
1977—Falcons, 16-10 (C)
1978—Bears, 13-7 (C)
1980—Falcons, 28-17 (A)
1983—Falcons, 20-17 (C)
1985—Bears, 36-0 (C)
1986—Bears, 13-10 (A)
1990—Bears, 30-24 (C)
1992—Bears, 41-31 (C)
1993—Bears, 6-0 (C)
1998—Falcons, 20-13 (A)
2001—Bears, 31-3 (A)
2002—Bears, 14-13 (A)
2005—Bears, 16-3 (C)
2008—Falcons, 22-20 (A)
2009—Falcons, 21-14 (A)
2011—Bears, 30-12 (C)
2014—Bears, 27-13 (A)
2017—Falcons, 23-17 (C)
2020—Bears, 30-26 (A)
(RS Pts.—Bears 545, Falcons 496)

ATLANTA vs. CINCINNATI
RS: Bengals lead series, 9-5

1971—Falcons, 9-6 (C)
1975—Bengals, 21-14 (A)
1978—Bengals, 37-7 (C)
1981—Bengals, 30-28 (A)
1984—Bengals, 35-14 (C)
1987—Bengals, 16-10 (A)
1990—Falcons, 38-17 (A)
1993—Bengals, 21-17 (C)
1996—Bengals, 41-31 (C)
2002—Falcons, 30-3 (A)
2006—Falcons, 29-27 (C)
2010—Falcons, 39-32 (A)
2014—Bengals, 24-10 (C)
2018—Bengals, 37-36 (A)
(RS Pts.—Bengals 347, Falcons 312)

ALL-TIME TEAM VS. TEAM RESULTS

ATLANTA vs. CLEVELAND

RS: Browns lead series, 12-3
 1966—Browns, 49-17 (A)
 1968—Browns, 30-7 (C)
 1971—Falcons, 31-14 (C)
 1976—Browns, 20-17 (A)
 1978—Browns, 24-16 (A)
 1981—Browns, 28-17 (C)
 1984—Browns, 23-7 (A)
 1987—Browns, 38-3 (C)
 1990—Browns, 13-10 (C)
 1993—Falcons, 17-14 (A)
 2002—Browns, 24-16 (C)
 2006—Browns, 17-13 (A)
 2010—Falcons, 20-10 (C)
 2014—Browns, 26-24 (A)
 2018—Browns, 28-16 (C)

(RS Pts.—Browns 358, Falcons 231)

ATLANTA vs. DALLAS

RS: Cowboys lead series, 16-11
 PS: Cowboys lead series, 2-0
 1966—Cowboys, 47-14 (A)
 1967—Cowboys, 37-7 (D)
 1969—Cowboys, 24-17 (A)
 1970—Cowboys, 13-0 (D)
 1974—Cowboys, 24-0 (A)
 1976—Falcons, 17-10 (A)
 1978—*Cowboys, 27-20 (D)
 1980—*Cowboys, 30-27 (A)
 1985—Cowboys, 24-10 (D)
 1986—Falcons, 37-35 (D)
 1987—Falcons, 21-10 (D)
 1988—Cowboys, 26-20 (D)
 1989—Falcons 27-21 (A)
 1990—Falcons, 26-7 (A)
 1991—Cowboys, 31-27 (D)
 1992—Cowboys, 41-17 (A)
 1993—Falcons, 27-14 (A)
 1995—Cowboys, 28-13 (A)
 1996—Cowboys, 32-28 (D)
 1999—Cowboys, 24-7 (D)
 2001—Falcons, 20-13 (A)
 2003—Falcons, 27-13 (D)
 2006—Cowboys, 38-28 (A)
 2009—Cowboys, 37-21 (D)
 2012—Falcons, 19-13 (A)
 2015—Falcons, 39-28 (D)
 2017—Falcons, 27-7 (A)
 2018—Cowboys, 22-19 (A)
 2020—Cowboys, 40-39 (D)
 (RS Pts.—Cowboys 659, Falcons 554)
 (PS Pts.—Cowboys 57, Falcons 47)

*NFC Divisional Playoff

ATLANTA vs. DENVER

RS: Broncos lead series, 8-7
 PS: Broncos lead series, 1-0
 1970—Broncos, 24-10 (D)
 1972—Falcons, 23-20 (A)
 1975—Falcons, 35-21 (A)
 1979—Broncos, 20-17 (A) OT
 1982—Falcons, 34-27 (D)
 1985—Broncos, 44-28 (A)
 1988—Broncos, 30-14 (D)
 1994—Broncos, 32-28 (D)
 1997—Broncos, 29-21 (A)
 1998—*Broncos, 34-19 (South Florida)
 2000—Broncos, 42-14 (D)
 2004—Falcons, 41-28 (D)
 2008—Broncos, 24-20 (A)
 2012—Falcons, 27-21 (A)
 2016—Falcons, 23-16 (D)
 2020—Falcons, 34-27 (A)
 (RS Pts.—Broncos 405, Falcons 369)
 (PS Pts.—Broncos 34, Falcons 19)
 *Super Bowl XXXIII

ATLANTA vs. DETROIT

RS: Lions lead series, 25-13
 1966—Lions, 28-10 (D)
 1967—Lions, 24-3 (D)
 1968—Lions, 24-7 (A)
 1969—Lions, 27-21 (D)
 1971—Lions, 41-38 (D)
 1972—Lions, 26-23 (A)
 1973—Lions, 31-6 (D)
 1975—Lions, 17-14 (A)
 1976—Lions, 24-10 (D)
 1977—Falcons, 17-6 (A)
 1978—Falcons, 14-0 (A)
 1979—Lions, 24-23 (D)
 1980—Falcons, 43-28 (A)
 1983—Falcons, 30-14 (D)
 1984—Lions, 27-24 (A) OT
 1985—Lions, 28-27 (A)
 1986—Falcons, 20-6 (D)
 1987—Lions, 30-13 (A)
 1988—Lions, 31-17 (D)
 1989—Lions, 31-24 (A)
 1990—Lions, 21-14 (D)
 1993—Lions, 30-13 (D)
 1994—Lions, 31-28 (D) OT
 1995—Falcons, 34-22 (A)
 1996—Lions, 28-24 (D)
 1997—Lions, 28-17 (D)
 1998—Falcons, 24-17 (D)
 2000—Lions, 13-10 (D)
 2002—Falcons, 36-15 (A)
 2004—Lions, 17-10 (A)
 2005—Falcons, 27-7 (D)
 2006—Lions, 30-14 (D)
 2008—Falcons, 34-21 (A)
 2011—Falcons, 23-16 (D)
 2012—Falcons, 31-18 (D)
 2014—Lions, 22-21 (London)
 2017—Falcons, 30-26 (D)
 2020—Lions, 23-22 (A)
 (RS Pts.—Lions 852, Falcons 796)

ATLANTA vs. GREEN BAY

RS: Packers lead series, 17-14
 PS: Series tied, 2-2
 1966—Packers, 56-3 (Mil)
 1967—Packers, 23-0 (Mil)
 1968—Packers, 38-7 (A)
 1969—Packers, 28-10 (GB)
 1970—Packers, 27-24 (GB)
 1971—Falcons, 28-21 (A)
 1972—Falcons, 10-9 (Mil)
 1974—Falcons, 10-3 (A)
 1975—Packers, 22-13 (GB)
 1976—Packers, 24-20 (A)
 1979—Falcons, 25-7 (A)
 1981—Falcons, 31-17 (GB)
 1982—Packers, 38-7 (A)
 1983—Falcons, 47-41 (A) OT
 1988—Falcons, 20-0 (A)
 1989—Packers, 23-21 (Mil)
 1991—Falcons, 35-31 (A)
 1992—Falcons, 24-10 (A)
 1994—Packers, 21-17 (Mil)
 1995—*Packers, 37-20 (GB)
 2001—Falcons, 23-20 (GB)
 2002—Packers, 37-34 (GB) OT
 *Falcons, 27-7 (GB)
 2005—Packers, 33-25 (A)
 2008—Falcons, 27-24 (GB)
 2010—Falcons, 20-17 (A)
 **Packers, 48-21 (A)
 2011—Packers, 25-14 (A)
 2013—Packers, 22-21 (GB)
 2014—Packers, 43-37 (GB)
 2016—Falcons, 33-32 (A)
 ***Falcons, 44-21 (A)
 2017—Falcons, 34-23 (A)
 2018—Packers, 34-20 (GB)

2020—Packers, 30-16 (GB)
 (RS Pts.—Packers 779, Falcons 656)
 (PS Pts.—Packers 113, Falcons 112)

*NFC First-Round Playoff

**NFC Divisional Playoff

***NFC Championship

ATLANTA vs. HOUSTON

RS: Texans lead series, 3-2
 2003—Texans, 17-13 (H)
 2007—Falcons, 26-16 (A)
 2011—Texans, 17-10 (H)
 2015—Falcons, 48-21 (A)
 2019—Texans, 53-32 (H)
 (RS Pts.—Falcons 129, Texans 124)

ATLANTA vs. *INDIANAPOLIS

RS: Colts lead series, 15-2
 1966—Colts, 19-7 (A)
 1967—Colts, 38-31 (B)
 Colts, 49-7 (A)
 1968—Colts, 28-20 (A)
 Colts, 44-0 (B)
 1969—Colts, 21-14 (A)
 Colts, 13-6 (B)
 1974—Colts, 17-7 (A)
 1986—Colts, 28-23 (A)
 1989—Colts, 13-9 (I)
 1998—Falcons, 28-21 (A)
 2001—Colts, 41-27 (I)
 2003—Colts, 38-7 (I)
 2007—Colts, 31-13 (A)
 2011—Falcons, 31-7 (I)
 2015—Colts, 24-21 (A)
 2019—Colts, 27-24 (I)
 (RS Pts.—Colts 459, Falcons 275)

*Franchise in Baltimore prior to 1984

ATLANTA vs. JACKSONVILLE

RS: Falcons lead series, 4-3
 1996—Jaguars, 19-17 (J)
 1999—Jaguars, 30-7 (A)
 2003—Falcons, 21-14 (A)
 2007—Jaguars, 13-7 (J)
 2011—Falcons, 41-14 (A)
 2015—Falcons, 23-17 (J)
 2019—Falcons, 24-12 (A)
 (RS Pts.—Falcons 140, Jaguars 119)

ATLANTA vs. KANSAS CITY

RS: Chiefs lead series, 7-3
 1972—Chiefs, 17-14 (A)
 1985—Chiefs, 38-10 (KC)
 1991—Chiefs, 14-3 (KC)
 1994—Chiefs, 30-10 (A)
 2000—Falcons, 29-13 (A)
 2004—Chiefs, 56-10 (KC)
 2008—Falcons, 38-14 (A)
 2012—Falcons, 40-24 (KC)
 2016—Chiefs, 29-28 (A)
 2020—Chiefs, 17-14 (KC)
 (RS Pts.—Chiefs 252, Falcons 196)

ATLANTA vs. *LAS VEGAS

RS: Falcons lead series, 8-7
 1971—Falcons, 24-13 (A)
 1975—Raiders, 37-34 (O) OT
 1979—Raiders, 50-19 (O)
 1982—Raiders, 38-14 (A)
 1985—Raiders, 34-24 (A)
 1988—Falcons, 12-6 (LA)
 1991—Falcons, 21-17 (A)
 1994—Raiders, 30-17 (LA)
 1997—Raiders, 36-31 (A)
 2000—Raiders, 41-14 (O)
 2004—Falcons, 35-10 (A)
 2008—Falcons, 24-0 (O)
 2012—Falcons, 23-20 (A)
 2016—Falcons, 35-28 (O)
 2020—Falcons, 43-6 (A)
 (RS Pts.—Falcons 370, Raiders 366)
 *Franchise in Los Angeles from 1982-94; in Oakland from 1960-81 and 1995-2019

ALL-TIME TEAM VS. TEAM RESULTS

ATLANTA vs. *L.A. CHARGERS

RS: Falcons lead series, 8-3
 1973—Falcons, 41-0 (SD)
 1979—Falcons, 28-26 (SD)
 1988—Chargers, 10-7 (A)
 1991—Falcons, 13-10 (SD)
 1994—Falcons, 10-9 (A)
 1997—Falcons, 14-3 (SD)
 2004—Falcons, 21-20 (A)
 2008—Falcons, 22-16 (SD)
 2012—Falcons, 27-3 (SD)
 2016—Chargers, 33-30 (A) OT
 2020—Chargers, 20-17 (LA)
 (RS Pts.—Falcons 230, Chargers 150)
**Franchise in San Diego from 1961-2016*

ATLANTA vs. *L.A. RAMS

RS: Rams lead series, 48-28-2
 PS: Falcons lead series, 2-0

1966—Rams, 19-14 (A)
 1967—Rams, 31-3 (A)
 Rams, 20-3 (LA)
 1968—Rams, 27-14 (LA)
 Rams, 17-10 (A)
 1969—Rams, 17-7 (LA)
 Rams, 38-6 (A)
 1970—Tie, 10-10 (LA)
 Rams, 17-7 (A)
 1971—Tie, 20-20 (LA)
 Rams, 24-16 (A)
 1972—Falcons, 31-3 (A)
 Rams, 20-7 (LA)
 1973—Rams, 31-0 (LA)
 Falcons, 15-13 (A)
 1974—Rams, 21-0 (LA)
 Rams, 30-7 (A)
 1975—Rams, 22-7 (LA)
 Rams, 16-7 (A)
 1976—Rams, 30-14 (A)
 Rams, 59-0 (LA)
 1977—Falcons, 17-6 (A)
 Rams, 23-7 (LA)
 1978—Rams, 10-0 (LA)
 Falcons, 15-7 (A)
 1979—Rams, 20-14 (LA)
 Rams, 34-13 (A)
 1980—Falcons, 13-10 (A)
 Rams, 20-17 (LA) OT
 1981—Rams, 37-35 (A)
 Rams, 21-16 (LA)
 1982—Falcons, 34-17 (A)
 1983—Rams, 27-21 (LA)
 Rams, 36-13 (A)
 1984—Falcons, 30-28 (LA)
 Rams, 24-10 (A)
 1985—Rams, 17-6 (LA)
 Falcons, 30-14 (A)
 1986—Falcons, 26-14 (A)
 Rams, 14-7 (LA)
 1987—Falcons, 24-20 (A)
 Rams, 33-0 (LA)
 1988—Rams, 33-0 (A)
 Rams, 22-7 (LA)
 1989—Rams, 31-21 (A)
 Rams, 26-14 (LA)
 1990—Rams, 44-24 (LA)
 Falcons, 20-13 (A)
 1991—Falcons, 31-14 (A)
 Falcons, 31-14 (LA)
 1992—Falcons, 30-28 (A)
 Rams, 38-27 (LA)
 1993—Falcons, 30-24 (A)
 Falcons, 13-0 (LA)
 1994—Falcons, 31-13 (A)
 Falcons, 8-5 (LA)
 1995—Rams, 21-19 (StL)
 Falcons, 31-6 (A)
 1996—Rams, 59-16 (StL)
 Rams, 34-27 (A)

1997—Falcons, 34-31 (A)
 Falcons, 27-21 (StL)
 1998—Falcons, 37-15 (A)
 Falcons, 21-10 (StL)
 1999—Rams, 35-7 (StL)
 Rams, 41-13 (A)
 2000—Rams, 41-20 (A)
 Rams, 45-29 (StL)
 2001—Rams, 35-6 (A)
 Rams, 31-13 (StL)
 2003—Rams, 36-0 (StL)
 2004—Falcons, 34-17 (A)
 **Falcons, 47-17 (A)
 2007—Rams, 28-16 (StL)
 2008—Falcons, 31-27 (A)
 2010—Falcons, 34-17 (StL)
 2013—Falcons, 31-24 (A)
 2016—Falcons, 42-14 (LA)
 2017—***Falcons, 26-13 (LA)
 2019—Rams, 37-10 (A)
 (RS Pts.—Rams 1,847, Falcons 1,331)
 (PS Pts.—Falcons 73, Rams 30)

**Franchise in St. Louis from 1995-2015*

**NFC Divisional Playoff

***NFC First-Round Playoff

ATLANTA vs. MIAMI

RS: Dolphins lead series, 9-4
 1970—Dolphins, 20-7 (A)
 1974—Dolphins, 42-7 (M)
 1980—Dolphins, 20-17 (A)
 1983—Dolphins, 31-24 (M)
 1986—Falcons, 20-14 (M)
 1992—Dolphins, 21-17 (M)
 1995—Dolphins, 21-20 (M)
 1998—Falcons, 38-16 (A)
 2001—Dolphins, 21-14 (M)
 2005—Falcons, 17-10 (M)
 2009—Falcons, 19-7 (A)
 2013—Dolphins, 27-23 (M)
 2017—Dolphins, 20-17 (A)
 (RS Pts.—Dolphins 270, Falcons 240)

ATLANTA vs. MINNESOTA

RS: Vikings lead series, 19-11
 PS: Series tied, 1-1
 1966—Falcons, 20-13 (M)
 1967—Falcons, 21-20 (A)
 1968—Vikings, 47-7 (M)
 1969—Falcons, 10-3 (A)
 1970—Vikings, 37-7 (A)
 1971—Vikings, 24-7 (M)
 1973—Falcons, 20-14 (A)
 1974—Vikings, 23-10 (M)
 1975—Vikings, 38-0 (M)
 1977—Vikings, 14-7 (A)
 1980—Vikings, 24-23 (M)
 1981—Falcons, 31-30 (A)
 1982—*Vikings, 30-24 (M)
 1984—Vikings, 27-20 (M)
 1985—Falcons, 14-13 (A)
 1987—Vikings, 24-13 (M)
 1989—Vikings, 43-17 (M)
 1991—Vikings, 20-19 (A)
 1996—Vikings, 23-17 (A)
 1998—**Falcons, 30-27 (M) OT
 1999—Vikings, 17-14 (A)
 2002—Falcons, 30-24 (M) OT
 2003—Vikings, 39-26 (A)
 2005—Falcons, 30-10 (A)
 2007—Vikings, 24-3 (M)
 2008—Falcons, 24-17 (M)
 2011—Falcons, 24-14 (A)
 2014—Vikings, 41-28 (M)
 2015—Vikings, 20-10 (A)
 2017—Vikings, 14-9 (A)
 2019—Vikings, 28-12 (M)
 2020—Falcons, 40-23 (M)
 (RS Pts.—Vikings 708, Falcons 513)
 (PS Pts.—Vikings 57, Falcons 54)

*NFC First-Round Playoff

**NFC Championship

ATLANTA vs. NEW ENGLAND

RS: Patriots lead series, 8-6
 PS: Patriots lead series, 1-0
 1972—Patriots, 21-20 (NE)
 1977—Patriots, 16-10 (A)
 1980—Falcons, 37-21 (NE)
 1983—Falcons, 24-13 (A)
 1986—Patriots, 25-17 (NE)
 1989—Falcons, 16-15 (A)
 1992—Falcons, 34-0 (A)
 1995—Falcons, 30-17 (A)
 1998—Falcons, 41-10 (NE)
 2001—Patriots, 24-10 (A)
 2005—Patriots, 31-28 (A)
 2009—Patriots, 26-10 (NE)
 2013—Patriots, 30-23 (A)
 2016—*Patriots, 34-28 (Houston) OT
 2017—Patriots, 23-7 (NE)
 (RS Pts.—Falcons 307, Patriots 272)
 (PS Pts.—Patriots 34, Falcons 28)

**Super Bowl LI*

ATLANTA vs. NEW ORLEANS

RS: Falcons lead series, 52-51
 PS: Falcons lead series, 1-0
 1967—Saints, 27-24 (NO)
 1969—Falcons, 45-17 (A)
 1970—Falcons, 14-3 (NO)
 Falcons, 32-14 (A)
 1971—Falcons, 28-6 (A)
 Falcons, 24-20 (NO)
 1972—Falcons, 21-14 (NO)
 Falcons, 36-20 (A)
 1973—Falcons, 62-7 (NO)
 Falcons, 14-10 (A)
 1974—Saints, 14-13 (NO)
 Saints, 13-3 (A)
 1975—Falcons, 14-7 (A)
 Saints, 23-7 (NO)
 1976—Saints, 30-0 (NO)
 Falcons, 23-20 (A)
 1977—Saints, 21-20 (NO)
 Falcons, 35-7 (A)
 1978—Falcons, 20-17 (NO)
 Falcons, 20-17 (A)
 1979—Falcons, 40-34 (NO) OT
 Saints, 37-6 (A)
 1980—Falcons, 41-14 (NO)
 Falcons, 31-13 (A)
 1981—Falcons, 27-0 (A)
 Falcons, 41-10 (NO)
 1982—Falcons, 35-0 (A)
 Saints, 35-6 (NO)
 1983—Saints, 19-17 (A)
 Saints, 27-10 (NO)
 1984—Falcons, 36-28 (NO)
 Saints, 17-13 (A)
 1985—Falcons, 31-24 (A)
 Falcons, 16-10 (NO)
 1986—Falcons, 31-10 (NO)
 Saints, 14-9 (A)
 1987—Saints, 38-0 (A)
 1988—Saints, 29-21 (A)
 Saints, 10-9 (NO)
 1989—Saints, 20-13 (NO)
 Saints, 26-17 (A)
 1990—Falcons, 28-27 (A)
 Saints, 10-7 (NO)
 1991—Saints, 27-6 (A)
 Falcons, 23-20 (NO) OT
 *Falcons, 27-20 (NO)
 1992—Saints, 10-7 (A)
 Saints, 22-14 (NO)
 1993—Saints, 34-31 (A)
 Falcons, 26-15 (NO)
 1994—Saints, 33-32 (NO)
 Saints, 29-20 (A)

ALL-TIME TEAM VS. TEAM RESULTS

1995—Falcons, 27-24 (NO) OT
Falcons, 19-14 (A)

1996—Falcons, 17-15 (A)
Falcons, 31-15 (NO)

1997—Falcons, 23-17 (NO)
Falcons, 20-3 (A)

1998—Falcons, 31-23 (A)
Falcons, 27-17 (NO)

1999—Falcons, 20-17 (NO)
Falcons, 35-12 (A)

2000—Saints, 21-19 (A)
Saints, 23-7 (NO)

2001—Falcons, 20-13 (NO)
Saints, 28-10 (A)

2002—Falcons, 37-35 (NO)
Falcons, 24-17 (A)

2003—Saints, 45-17 (A)
Saints, 23-20 (NO) OT

2004—Falcons, 24-21 (A)
Saints, 26-13 (NO)

2005—Falcons, 34-31 (San Antonio)
Falcons, 36-17 (A)

2006—Saints, 23-3 (NO)
Saints, 31-13 (A)

2007—Saints, 22-16 (NO)
Saints, 34-14 (A)

2008—Falcons, 34-20 (A)
Saints, 29-25 (NO)

2009—Saints, 35-27 (NO)
Saints, 26-23 (A)

2010—Falcons, 27-24 (NO) OT
Saints, 17-14 (A)

2011—Saints, 26-23 (A) OT
Saints, 45-16 (NO)

2012—Saints, 31-27 (NO)
Falcons, 23-13 (A)

2013—Saints, 23-17 (NO)
Saints, 17-13 (A)

2014—Falcons, 37-34 (NO) OT
Falcons, 30-14 (NO)

2015—Saints, 31-21 (NO)
Saints, 20-17 (A)

2016—Falcons, 45-32 (NO)
Falcons, 38-32 (A)

2017—Falcons, 20-17 (A)
Saints, 23-13 (NO)

2018—Saints, 43-37 (A) OT
Saints, 31-17 (NO)

2019—Falcons, 26-9 (NO)
Saints, 26-18 (A)

2020—Saints, 24-9 (NO)
Saints, 21-16 (A)

(RS Pts.—Falcons 2,269, Saints 2,179)
(PS Pts.—Falcons 27, Saints 20)
**NFC First-Round Playoff*

ATLANTA vs. N.Y. GIANTS
RS: Falcons lead series, 13-11
PS: Giants lead series, 1-0

1966—Falcons, 27-16 (NY)

1968—Falcons, 24-21 (A)

1971—Giants, 21-17 (A)

1974—Falcons, 14-7 (New Haven)

1977—Falcons, 17-3 (A)

1978—Falcons, 23-20 (A)

1979—Giants, 24-3 (NY)

1981—Giants, 27-24 (A) OT

1982—Falcons, 16-14 (NY)

1983—Giants, 16-13 (A) OT

1984—Giants, 19-7 (A)

1988—Giants, 23-16 (A)

1998—Falcons, 34-20 (NY)

2000—Giants, 13-6 (A)

2002—Falcons, 17-10 (NY)

2003—Falcons, 27-7 (NY)

2004—Falcons, 14-10 (NY)

2006—Giants, 27-14 (A)

2007—Giants, 31-10 (A)

2009—Giants, 34-31 (NY) OT

2011—*Giants, 24-2 (NY)

2012—Falcons, 34-0 (A)

2014—Giants, 30-20 (NY)

2015—Falcons, 24-20 (NY)

2018—Falcons, 23-20 (A)

(RS Pts.—Falcons 455, Giants 433)
(PS Pts.—Giants 24, Falcons 2)
**NFC First-Round Playoff*

ATLANTA vs. N.Y. JETS
RS: Falcons lead series, 7-5

1973—Falcons, 28-20 (NY)

1980—Jets, 14-7 (A)

1983—Falcons, 27-21 (NY)

1986—Jets, 28-14 (A)

1989—Jets, 27-7 (NY)

1992—Falcons, 20-17 (A)

1995—Falcons, 13-3 (A)

1998—Jets, 28-3 (NY)

2005—Falcons, 27-14 (A)

2009—Falcons, 10-7 (NY)

2013—Jets, 30-28 (A)

2017—Falcons, 25-20 (NY)

(RS Pts.—Jets 229, Falcons 209)

ATLANTA vs. PHILADELPHIA
RS: Eagles lead series, 17-14-1
PS: Eagles lead series, 3-1

1966—Eagles, 23-10 (P)

1967—Eagles, 38-7 (A)

1969—Falcons, 27-3 (P)

1970—Tie, 13-13 (P)

1973—Falcons, 44-27 (P)

1976—Eagles, 14-13 (A)

1978—*Falcons, 14-13 (A)

1979—Falcons, 14-10 (P)

1980—Falcons, 20-17 (P)

1981—Eagles, 16-13 (P)

1983—Eagles, 28-24 (A)

1984—Falcons, 26-10 (A)

1985—Eagles, 23-17 (P) OT

1986—Eagles, 16-0 (A)

1988—Falcons, 27-24 (P)

1990—Eagles, 24-23 (A)

1994—Falcons, 28-21 (A)

1996—Eagles, 33-18 (A)

1997—Falcons, 20-17 (A)

1998—Falcons, 17-12 (A)

2000—Eagles, 38-10 (P)

2002—**Eagles, 20-6 (P)

2003—Eagles, 23-16 (A)

2004—***Eagles, 27-10 (P)

2005—Falcons, 14-10 (A)

2006—Eagles, 24-17 (P)

2008—Eagles, 27-14 (P)

2009—Eagles, 34-7 (A)

2010—Eagles, 31-17 (P)

2011—Falcons, 35-31 (A)

2012—Falcons, 30-17 (P)

2015—Falcons, 26-24 (A)

2016—Eagles, 24-15 (P)

2017—**Eagles, 15-10 (P)

2018—Eagles, 18-12 (P)

2019—Falcons, 24-20 (A)

(RS Pts.—Eagles 690, Falcons 598)
(PS Pts.—Eagles 75, Falcons 40)
**NFC First-Round Playoff*
***NFC Divisional Playoff*
****NFC Championship*

ATLANTA vs. PITTSBURGH
RS: Steelers lead series, 14-2-1

1966—Steelers, 57-33 (A)

1968—Steelers, 41-21 (A)

1970—Falcons, 27-16 (A)

1974—Steelers, 24-17 (P)

1978—Steelers, 31-7 (P)

1981—Steelers, 34-20 (A)

1984—Steelers, 35-10 (P)

1987—Steelers, 28-12 (A)

1990—Steelers, 21-9 (P)

1993—Steelers, 45-17 (A)

1996—Steelers, 20-17 (A)

1999—Steelers, 13-9 (P)

2002—Tie, 34-34 (P) OT

2006—Falcons, 41-38 (A) OT

2010—Steelers, 15-9 (P) OT

2014—Steelers, 27-20 (A)

2018—Steelers, 41-17 (P)

(RS Pts.—Steelers 520, Falcons 320)

ATLANTA vs. SAN FRANCISCO
RS: 49ers lead series, 46-31-1
PS: Series tied, 1-1

1966—49ers, 44-7 (A)

1967—49ers, 38-7 (SF)
49ers, 34-28 (A)

1968—49ers, 28-13 (SF)
49ers, 14-12 (A)

1969—Falcons, 24-12 (A)
Falcons, 21-7 (SF)

1970—Falcons, 21-20 (A)
49ers, 24-20 (SF)

1971—Falcons, 20-17 (A)
49ers, 24-3 (SF)

1972—49ers, 49-14 (A)
49ers, 20-0 (SF)

1973—49ers, 13-9 (A)
Falcons, 17-3 (SF)

1974—49ers, 16-10 (A)
49ers, 27-0 (SF)

1975—Falcons, 17-3 (SF)
Falcons, 31-9 (A)

1976—49ers, 15-0 (SF)
Falcons, 21-16 (A)

1977—Falcons, 7-0 (SF)
49ers, 10-3 (A)

1978—Falcons, 20-17 (SF)
Falcons, 21-10 (A)

1979—49ers, 20-15 (SF)
Falcons, 31-21 (A)

1980—Falcons, 20-17 (SF)
Falcons, 35-10 (A)

1981—Falcons, 34-17 (A)
49ers, 17-14 (SF)

1982—Falcons, 17-7 (SF)

1983—49ers, 24-20 (SF)
Falcons, 28-24 (A)

1984—49ers, 14-5 (SF)
49ers, 35-17 (A)

1985—49ers, 35-16 (SF)
49ers, 38-17 (A)

1986—Tie, 10-10 (A) OT
49ers, 20-0 (SF)

1987—49ers, 25-17 (A)
49ers, 35-7 (SF)

1988—Falcons, 34-17 (SF)
49ers, 13-3 (A)

1989—49ers, 45-3 (SF)
49ers, 23-10 (A)

1990—49ers, 19-13 (SF)
49ers, 45-35 (A)

1991—Falcons, 39-34 (SF)
Falcons, 17-14 (A)

1992—49ers, 56-17 (SF)
49ers, 41-3 (A)

1993—49ers, 37-30 (SF)
Falcons, 27-24 (A)

1994—49ers, 42-3 (A)
49ers, 50-14 (SF)

1995—49ers, 41-10 (SF)
Falcons, 28-27 (A)

1996—49ers, 39-17 (SF)
49ers, 34-10 (A)

1997—49ers, 34-7 (SF)
49ers, 35-28 (A)

1998—49ers, 31-20 (SF)
Falcons, 31-19 (A)
*Falcons, 20-18 (A)

ALL-TIME TEAM VS. TEAM RESULTS

1999—49ers, 26-7 (SF)
Falcons, 34-29 (A)

2000—Falcons, 36-28 (A)
49ers, 16-6 (SF)

2001—49ers, 16-13 (SF) OT
49ers, 37-31 (A) OT

2004—Falcons, 21-19 (SF)

2007—Falcons, 20-16 (A)

2009—Falcons, 45-10 (SF)

2010—Falcons, 16-14 (A)

2012—**49ers, 28-24 (A)

2013—49ers, 34-24 (SF)

2015—49ers, 17-16 (SF)

2016—Falcons, 41-13 (A)

2019—Falcons, 29-22 (SF)

(RS Pts.—49ers 1,856, Falcons 1,387)
(PS Pts.—49ers 46, Falcons 44)

**NFC Divisional Playoff*
***NFC Championship*

ATLANTA vs. SEATTLE
RS: Seahawks lead series, 12-6
PS: Falcons lead series, 2-0

1976—Seahawks, 30-13 (S)

1979—Seahawks, 31-28 (A)

1985—Seahawks, 30-26 (S)

1988—Seahawks, 31-20 (A)

1991—Falcons, 26-13 (A)

1997—Falcons, 24-17 (S)

2000—Seahawks, 30-10 (A)

2002—Seahawks, 30-24 (A) OT

2004—Seahawks, 28-26 (S)

2005—Seahawks, 21-18 (S)

2007—Falcons, 44-41 (A)

2010—Falcons, 34-18 (S)

2011—Falcons, 30-28 (S)

2012—*Falcons, 30-28 (A)

2013—Seahawks, 33-10 (A)

2016—Seahawks, 26-24 (S)
*Falcons, 36-20 (A)

2017—Falcons, 34-31 (S)

2019—Seahawks, 27-20 (A)

2020—Seahawks, 38-25 (A)

(RS Pts.—Seahawks 503, Falcons 436)
(PS Pts.—Falcons 66, Seahawks 48)

**NFC Divisional Playoff*

ATLANTA vs. TAMPA BAY
RS: Falcons lead series, 28-27

1977—Falcons, 17-0 (TB)

1978—Buccaneers, 14-9 (TB)

1979—Falcons, 17-14 (A)

1981—Buccaneers, 24-23 (TB)

1984—Buccaneers, 23-6 (TB)

1986—Falcons, 23-20 (TB) OT

1987—Buccaneers, 48-10 (TB)

1988—Falcons, 17-10 (A)

1990—Buccaneers, 23-17 (TB)

1991—Falcons, 43-7 (A)

1992—Falcons, 35-7 (TB)

1993—Buccaneers, 31-24 (A)

1994—Falcons, 34-13 (A)

1995—Falcons, 24-21 (TB)

1997—Buccaneers, 31-10 (A)

1999—Buccaneers, 19-10 (TB)

2000—Buccaneers, 27-14 (A)

2002—Buccaneers, 20-6 (A)
Buccaneers, 34-10 (TB)

2003—Buccaneers, 31-10 (A)
Falcons, 30-28 (TB)

2004—Falcons, 24-14 (A)
Buccaneers, 27-0 (TB)

2005—Buccaneers, 30-27 (A)
Buccaneers, 27-24 (TB) OT

2006—Falcons, 14-3 (A)
Falcons, 17-6 (TB)

2007—Buccaneers, 31-7 (A)
Buccaneers, 37-3 (TB)

2008—Buccaneers, 24-9 (TB)
Falcons, 13-10 (A) OT

2009—Falcons, 20-17 (A)
Falcons, 20-10 (TB)

2010—Falcons, 27-21 (A)
Falcons, 28-24 (TB)

2011—Buccaneers, 16-13 (TB)
Falcons, 45-24 (A)

2012—Falcons, 24-23 (TB)
Buccaneers, 22-17 (A)

2013—Falcons, 31-23 (A)
Buccaneers, 41-28 (TB)

2014—Falcons, 56-14 (A)
Falcons, 27-17 (TB)

2015—Buccaneers, 23-20 (A) OT
Buccaneers, 23-19 (TB)

2016—Buccaneers, 31-24 (A)
Falcons, 43-28 (TB)

2017—Falcons, 34-20 (A)
Falcons, 24-21 (TB)

2018—Falcons, 34-29 (A)
Falcons, 34-32 (TB)

2019—Buccaneers, 35-22 (A)
Falcons, 28-22 (TB) OT

2020—Buccaneers, 31-27 (A)
Buccaneers, 44-27 (TB)

(RS Pts.—Buccaneers 1,245, Falcons 1,199)

ATLANTA vs. TENNESSEE
RS: Titans lead series, 8-7

1972—Falcons, 20-10 (A)

1976—Oilers, 20-14 (H)

1978—Falcons, 20-14 (A)

1981—Falcons, 31-27 (H)

1984—Falcons, 42-10 (A)

1987—Oilers, 37-33 (H)

1990—Falcons, 47-27 (A)

1993—Oilers, 33-17 (H)

1996—Oilers, 23-13 (A)

1999—Titans, 30-17 (T)

2003—Titans, 38-31 (A)

2007—Titans, 20-13 (T)

2011—Falcons, 23-17 (A)

2015—Falcons, 10-7 (T)

2019—Titans, 24-10 (A)

(RS Pts.—Falcons 341, Titans 337)

**Franchise in Houston prior to 1997; known as Oilers prior to 1999*

ATLANTA vs. WASHINGTON
RS: Washington leads series, 14-10-1

PS: Washington leads series, 1-0

1966—Redskins, 33-20 (W)

1967—Tie, 20-20 (A)

1969—Redskins, 27-20 (W)

1972—Redskins, 24-13 (W)

1975—Redskins, 30-27 (A)

1977—Redskins, 10-6 (W)

1978—Falcons, 20-17 (A)

1979—Redskins, 16-7 (A)

1980—Falcons, 10-6 (A)

1983—Redskins, 37-21 (W)

1984—Redskins, 27-14 (W)

1985—Redskins, 44-10 (A)

1987—Falcons, 21-20 (A)

1989—Redskins, 31-30 (A)

1991—Redskins, 56-17 (W)

****Redskins, 24-7 (W)**

1992—Redskins, 24-17 (W)

1993—Redskins, 30-17 (W)

1994—Falcons, 27-20 (W)

2003—Redskins, 33-31 (A)

2006—Falcons, 24-14 (W)

2009—Falcons, 31-17 (A)

2012—Falcons, 24-17 (W)

2013—Falcons, 27-26 (A)

2015—Falcons, 25-19 (A) OT

2018—Falcons, 38-14 (W)

(RS Pts.—Washington 612, Falcons 517)
(PS Pts.—Washington 24, Falcons 7)

***Franchise known as Redskins prior to 2020*
***NFC Divisional Playoff*

BALTIMORE vs. ARIZONA

RS: Ravens lead series, 5-2;
See Arizona vs. Baltimore

BALTIMORE vs. ATLANTA

RS: Ravens lead series, 4-2;
See Atlanta vs. Baltimore

BALTIMORE vs. BUFFALO

RS: Ravens lead series, 6-3

PS: Bills lead series, 1-0

1999—Bills, 13-10 (Balt)

2004—Ravens, 20-6 (Balt)

2006—Ravens, 19-7 (Balt)

2007—Bills, 19-14 (Buf)

2010—Ravens, 37-34 (Balt) OT

2013—Bills, 23-20 (Buf)

2016—Ravens, 13-7 (Balt)

2018—Ravens, 47-3 (Balt)

2019—Ravens, 24-17 (Buf)

2020—*Bills, 17-3 (Buf)

**AFC Divisional Playoff*

(RS Pts.—Ravens 204, Bills 129)

(PS Pts.—Bills 17, Ravens 3)

BALTIMORE vs. CAROLINA

RS: Panthers lead series, 4-2

1996—Panthers, 27-16 (C)

2002—Panthers, 10-7 (C)

2006—Panthers, 23-21 (B)

2010—Ravens, 37-13 (C)

2014—Ravens, 38-10 (B)

2018—Panthers, 36-21 (C)

(RS Pts.—Ravens 140, Panthers 119)

BALTIMORE vs. CHICAGO

RS: Bears lead series, 4-2

1998—Bears, 24-3 (C)

2001—Ravens, 17-6 (B)

2005—Bears, 10-6 (C)

2009—Ravens, 31-7 (C)

2013—Bears, 23-20 (C) OT

2017—Bears, 27-24 (B) OT

(RS Pts.—Ravens 101, Bears 97)

BALTIMORE vs. CINCINNATI

RS: Ravens lead series, 27-23

1996—Bengals, 24-21 (B)

Cincinnati leads series, 14-10-1

1997—Ravens, 23-10 (B)

Bengals, 16-14 (C)

1998—Ravens, 31-24 (B)

Ravens, 20-13 (C)

1999—Ravens, 34-31 (C)

Ravens, 22-0 (B)

2000—Ravens, 37-0 (B)

Ravens, 27-7 (C)

2001—Bengals, 21-10 (C)

Ravens, 16-0 (B)

2002—Ravens, 38-27 (B)

Ravens, 27-23 (C)

2003—Bengals, 34-26 (C)

Ravens, 31-13 (B)

2004—Ravens, 23-9 (C)

Bengals, 27-26 (B)

2005—Bengals, 21-9 (B)

Bengals, 42-29 (C)

2006—Ravens, 26-20 (B)

Bengals, 13-7 (C)

2007—Bengals, 27-20 (C)

Bengals, 21-7 (B)

2008—Ravens, 17-10 (B)

Ravens, 34-3 (C)

2009—Bengals, 17-14 (B)

Bengals, 17-7 (C)

2010—Bengals, 15-10 (C)

Ravens, 13-7 (B)

ALL-TIME TEAM VS. TEAM RESULTS

2011—Ravens, 31-24 (B)
Ravens, 24-16 (C)

2012—Ravens, 44-13 (B)
Bengals, 23-17 (C)

2013—Ravens, 20-17 (B) OT
Bengals, 34-17 (C)

2014—Bengals, 23-16 (B)
Bengals, 27-24 (C)

2015—Bengals, 28-24 (B)
Bengals, 24-16 (C)

2016—Ravens, 19-14 (B)
Bengals, 27-10 (C)

2017—Ravens, 20-0 (C)
Bengals, 31-27 (B)

2018—Bengals, 34-23 (C)
Ravens, 24-21 (B)

2019—Ravens, 23-17 (B)
Ravens, 49-13 (C)

2020—Ravens, 27-3 (B)
Ravens, 38-3 (C)
(RS Pts.—Ravens 1,126, Bengals 905)

BALTIMORE vs. CLEVELAND
RS: Ravens lead series, 33-11

1999—Ravens, 17-10 (B)
Ravens, 41-9 (C)

2000—Ravens, 12-0 (C)
Ravens, 44-7 (B)

2001—Browns, 24-14 (C)
Browns, 27-17 (B)

2002—Ravens, 26-21 (C)
Browns, 14-13 (B)

2003—Ravens, 33-13 (B)
Ravens, 35-0 (C)

2004—Browns, 20-3 (C)
Ravens, 27-13 (B)

2005—Ravens, 16-3 (B)
Browns, 20-16 (C)

2006—Ravens, 15-14 (C)
Ravens, 27-17 (B)

2007—Browns, 27-13 (C)
Browns, 33-30 (B) OT

2008—Ravens, 28-10 (B)
Ravens, 37-27 (C)

2009—Ravens, 34-3 (B)
Ravens, 16-0 (C)

2010—Ravens, 24-17 (B)
Ravens, 20-10 (C)

2011—Ravens, 24-10 (C)
Ravens, 20-14 (B)

2012—Ravens, 23-16 (B)
Ravens, 25-15 (C)

2013—Ravens, 14-6 (B)
Browns, 24-18 (C)

2014—Ravens, 23-21 (C)
Ravens, 20-10 (B)

2015—Browns, 33-30 (B) OT
Ravens, 33-27 (C)

2016—Ravens, 25-20 (C)
Ravens, 28-7 (B)

2017—Ravens, 24-10 (B)
Ravens, 27-10 (C)

2019—Browns, 40-25 (B)
Ravens, 31-15 (C)

2020—Ravens, 38-6 (B)
Ravens, 47-42 (C)
(RS Pts.—Ravens 1,068, Browns 701)

BALTIMORE vs. DALLAS
RS: Ravens lead series, 5-1

2000—Ravens, 27-0 (B)

2004—Ravens, 30-10 (B)

2008—Ravens, 33-24 (B)

2012—Ravens, 31-29 (B)

2016—Cowboys, 27-17 (D)

2020—Ravens, 34-17 (B)
(RS Pts.—Ravens 172, Cowboys 107)

BALTIMORE vs. DENVER
RS: Series tied, 6-6

PS: Ravens lead series, 2-0

1996—Broncos, 45-34 (D)

2000—*Ravens, 21-3 (B)

2001—Ravens, 20-13 (D)

2002—Ravens, 34-23 (B)

2003—Ravens, 26-6 (B)

2005—Broncos, 12-10 (D)

2006—Broncos, 13-3 (D)

2009—Ravens, 30-7 (B)

2010—Ravens, 31-17 (B)

2012—Broncos, 34-17 (B)
**Ravens, 38-35 (D) 2 OT

2013—Broncos, 49-27 (D)

2015—Broncos, 19-13 (D)

2018—Ravens, 27-14 (B)
(RS Pts.—Ravens 272, Broncos 252)
(PS Pts.—Ravens 59, Broncos 38)

***AFC First-Round Playoff**
****AFC Divisional Playoff**

BALTIMORE vs. DETROIT
RS: Ravens lead series, 4-1

1998—Ravens, 19-10 (B)

2005—Lions, 35-17 (D)

2009—Ravens, 48-3 (B)

2013—Ravens, 18-16 (D)

2017—Ravens, 44-20 (B)
(RS Pts.—Ravens 146, Lions 84)

BALTIMORE vs. GREEN BAY
RS: Packers lead series, 4-2

1998—Packers, 28-10 (GB)

2001—Packers, 31-23 (GB)

2005—Ravens, 48-3 (B)

2009—Packers, 27-14 (GB)

2013—Packers, 19-17 (B)

2017—Ravens, 23-0 (GB)
(RS Pts.—Ravens 135, Packers 108)

BALTIMORE vs. HOUSTON
RS: Ravens lead series, 9-2

PS: Ravens lead series, 1-0

2002—Ravens, 23-19 (H)

2005—Ravens, 16-15 (B)

2008—Ravens, 41-13 (H)

2010—Ravens, 34-28 (H) OT

2011—Ravens, 29-14 (B)
*Ravens, 20-13 (B)

2012—Texans, 43-13 (H)

2013—Ravens, 30-9 (B)

2014—Texans, 25-13 (H)

2017—Ravens, 23-16 (B)

2019—Ravens, 41-7 (B)

2020—Ravens, 33-16 (H)
(RS Pts.—Ravens 296, Texans 205)
(PS Pts.—Ravens 20, Texans 13)

***AFC Divisional Playoff**

BALTIMORE vs. INDIANAPOLIS
RS: Colts lead series, 8-5

PS: Colts lead series, 2-1

1996—Colts, 26-21 (I)

1998—Ravens, 38-31 (B)

2001—Ravens, 39-27 (B)

2002—Colts, 22-20 (I)

2004—Colts, 20-10 (I)

2005—Colts, 24-7 (B)

2006—*Colts, 15-6 (B)

2007—Colts, 44-20 (B)

2008—Colts, 31-3 (I)

2009—Colts, 17-15 (B)
*Colts, 20-3 (I)

2011—Ravens, 24-10 (B)

2012—**Ravens, 24-9 (B)

2014—Colts, 20-13 (I)

2017—Ravens, 23-16 (B)

2020—Ravens, 24-10 (I)
(RS Pts.—Colts 298, Ravens 257)
(PS Pts.—Colts 44, Ravens 33)

***AFC Divisional Playoff**
****AFC First-Round Playoff**

BALTIMORE vs. JACKSONVILLE
RS: Jaguars lead series, 12-10

1996—Jaguars, 30-27 (J)

Jaguars, 28-25 (B) OT

1997—Jaguars, 28-27 (B)
Jaguars, 29-27 (J)

1998—Jaguars, 24-10 (J)
Jaguars, 45-19 (B)

1999—Jaguars, 6-3 (J)
Jaguars, 30-23 (B)

2000—Ravens, 39-36 (B)
Ravens, 15-10 (J)

2001—Ravens, 18-17 (B)
Ravens, 24-21 (J)

2002—Ravens, 17-10 (B)

2003—Ravens, 24-17 (B)

2005—Jaguars, 30-3 (J)

2008—Ravens, 27-7 (B)

2011—Jaguars, 12-7 (J)

2014—Ravens, 20-12 (B)

2015—Jaguars, 22-20 (B)

2016—Ravens, 19-17 (J)

2017—Jaguars, 44-7 (London)

2020—Ravens, 40-14 (B)
(RS Pts.—Jaguars 489, Ravens 441)

BALTIMORE vs. KANSAS CITY
RS: Chiefs lead series, 7-3

PS: Ravens lead series, 1-0

1999—Chiefs, 35-8 (B)

2003—Chiefs, 17-10 (B)

2004—Chiefs, 27-24 (B)

2006—Ravens, 20-10 (KC)

2009—Ravens, 38-24 (B)

2010—*Ravens, 30-7 (KC)

2012—Ravens, 9-6 (KC)

2015—Chiefs, 34-14 (B)

2018—Chiefs, 27-24 (KC) OT

2019—Chiefs, 33-28 (KC)

2020—Chiefs, 34-20 (B)
(RS Pts.—Chiefs 247, Ravens 195)
(PS Pts.—Ravens 30, Chiefs 7)

***AFC First-Round Playoff**

BALTIMORE vs. *LAS VEGAS
RS: Ravens lead series, 8-3

PS: Ravens lead series, 1-0

1996—Ravens, 19-14 (B)

1998—Ravens, 13-10 (B)

2000—*Ravens, 16-3 (O)

2003—Raiders, 20-12 (O)

2006—Ravens, 28-6 (B)

2008—Ravens, 29-10 (B)

2009—Ravens, 21-13 (O)

2012—Ravens, 55-20 (B)

2015—Raiders, 37-33 (O)

2016—Raiders, 28-27 (B)

2017—Ravens, 30-17 (O)

2018—Ravens, 34-17 (B)
(RS Pts.—Ravens 301, Raiders 192)
(PS Pts.—Ravens 16, Raiders 3)

***AFC Championship**
****Franchise in Oakland from 1996-2019**

BALTIMORE vs. *L.A. CHARGERS
RS: Ravens lead series, 7-5

PS: Chargers lead series, 1-0

1997—Chargers, 21-17 (SD)

1998—Chargers, 14-13 (SD)

2000—Ravens, 24-3 (B)

2003—Ravens, 24-10 (SD)

2006—Ravens, 16-13 (B)

2007—Chargers, 32-14 (SD)

2009—Ravens, 31-26 (SD)

2011—Chargers, 34-14 (SD)

2012—Ravens, 16-13 (SD) OT

2014—Chargers, 34-33 (B)

2015—Ravens, 29-26 (B)

ALL-TIME TEAM VS. TEAM RESULTS

2018—Ravens, 22-10 (LA)
 **Chargers, 23-17 (B)
 (RS Pts.—Ravens 253, Chargers 236)
 (PS Pts.—Chargers 23, Ravens 17)
**Franchise in San Diego from 1961-2016*
***AFC First-Round Playoff*
BALTIMORE vs. *L.A. RAMS
 RS: Ravens lead series, 5-2
 1996—Ravens, 37-31 (B) OT
 1999—Rams, 27-10 (StL)
 2003—Rams, 33-22 (StL)
 2007—Ravens, 22-3 (B)
 2011—Ravens, 37-7 (StL)
 2015—Ravens, 16-13 (B)
 2019—Ravens, 45-6 (LA)
 (RS Pts.—Ravens 189, Rams 120)
**Franchise in St. Louis from 1995-2015*
BALTIMORE vs. MIAMI
 RS: Ravens lead series, 8-6
 PS: Ravens lead series, 2-0
 1997—Dolphins, 24-13 (B)
 2000—Dolphins, 19-6 (M)
 2001—*Ravens, 20-3 (M)
 2002—Dolphins, 26-7 (M)
 2003—Dolphins, 9-6 (M) OT
 2004—Ravens, 30-23 (B)
 2007—Dolphins, 22-16 (M) OT
 2008—Ravens, 27-13 (M)
 *Ravens, 27-9 (M)
 2010—Ravens, 26-10 (B)
 2013—Ravens, 26-23 (M)
 2014—Ravens, 28-13 (M)
 2015—Dolphins, 15-13 (M)
 2016—Ravens, 38-6 (B)
 2017—Ravens, 40-0 (B)
 2019—Ravens, 59-10 (M)
 (RS Pts.—Ravens 335, Dolphins 213)
 (PS Pts.—Ravens 47, Dolphins 12)
**AFC First-Round Playoff*
BALTIMORE vs. MINNESOTA
 RS: Series tied, 3-3
 1998—Vikings, 38-28 (B)
 2001—Ravens, 19-3 (B)
 2005—Ravens, 30-23 (B)
 2009—Vikings, 33-31 (M)
 2013—Ravens, 29-26 (B)
 2017—Vikings, 24-16 (M)
 (RS Pts.—Ravens 153, Vikings 147)
BALTIMORE vs. NEW ENGLAND
 RS: Patriots lead series, 9-2
 PS: Series tied, 2-2
 1996—Patriots, 46-38 (B)
 1999—Patriots, 20-3 (NE)
 2004—Patriots, 24-3 (NE)
 2007—Patriots, 27-24 (B)
 2009—Patriots, 27-21 (NE)
 *Ravens, 33-14 (NE)
 2010—Patriots, 23-20 (NE) OT
 2011—**Patriots, 23-20 (NE)
 2012—Ravens, 31-30 (B)
 **Ravens, 28-13 (NE)
 2013—Patriots, 41-7 (B)
 2014—***Patriots, 35-31 (NE)
 2016—Patriots, 30-23 (NE)
 2019—Ravens, 37-20 (B)
 2020—Patriots, 23-17 (NE)
 (RS Pts.—Patriots 311, Ravens 224)
 (PS Pts.—Ravens 112, Patriots 85)
**AFC First-Round Playoff*
***AFC Championship*
****AFC Divisional Playoff*
BALTIMORE vs. NEW ORLEANS
 RS: Ravens lead series, 5-2
 1996—Ravens, 17-10 (B)
 1999—Ravens, 31-8 (B)
 2002—Saints, 37-25 (B)
 2006—Ravens, 35-22 (NO)

2010—Ravens, 30-24 (B)
 2014—Ravens, 34-27 (NO)
 2018—Saints, 24-23 (B)
 (RS Pts.—Ravens 195, Saints 152)
BALTIMORE vs. N.Y. GIANTS
 RS: Ravens lead series, 4-2
 PS: Ravens lead series, 1-0
 1997—Ravens, 24-23 (NY)
 2000—*Ravens, 34-7 (Tampa)
 2004—Ravens, 37-14 (B)
 2008—Giants, 30-10 (NY)
 2012—Ravens, 33-14 (B)
 2016—Giants, 27-23 (NY)
 2020—Ravens, 27-13 (B)
 (RS Pts.—Ravens 154, Giants 121)
 (PS Pts.—Ravens 34, Giants 7)
**Super Bowl XXXV*
BALTIMORE vs. N.Y. JETS
 RS: Ravens lead series, 9-2
 1997—Jets, 19-16 (NY) OT
 1998—Ravens, 24-10 (NY)
 2000—Ravens, 34-20 (B)
 2004—Ravens, 20-17 (NY) OT
 2005—Ravens, 13-3 (B)
 2007—Ravens, 20-13 (B)
 2010—Ravens, 10-9 (NY)
 2011—Ravens, 34-17 (B)
 2013—Ravens, 19-3 (B)
 2016—Jets, 24-16 (NY)
 2019—Ravens, 42-21 (B)
 (RS Pts.—Ravens 248, Jets 156)
BALTIMORE vs. PHILADELPHIA
 RS: Ravens lead series, 3-2-1
 1997—Tie, 10-10 (B) OT
 2004—Eagles, 15-10 (P)
 2008—Ravens, 36-7 (B)
 2012—Eagles, 24-23 (P)
 2016—Ravens, 27-26 (B)
 2020—Ravens, 30-28 (P)
 (RS Pts.—Ravens 136, Eagles 110)
BALTIMORE vs. PITTSBURGH
 RS: Steelers lead series, 27-23
 PS: Steelers lead series, 3-1
 1996—Steelers, 31-17 (P)
 Ravens, 31-17 (B)
 1997—Steelers, 42-34 (B)
 Steelers, 37-0 (P)
 1998—Steelers, 20-13 (B)
 Steelers, 16-6 (P)
 1999—Steelers, 23-20 (B)
 Ravens, 31-24 (P)
 2000—Ravens, 16-0 (P)
 Steelers, 9-6 (B)
 2001—Ravens, 13-10 (P)
 Steelers, 26-21 (B)
 *Steelers, 27-10 (P)
 2002—Steelers, 31-18 (B)
 Steelers, 34-31 (P)
 2003—Steelers, 34-15 (P)
 Ravens, 13-10 (B) OT
 2004—Ravens, 30-13 (B)
 Steelers, 20-7 (P)
 2005—Steelers, 20-19 (P)
 Ravens, 16-13 (B) OT
 2006—Ravens, 27-0 (B)
 Ravens, 31-7 (P)
 2007—Steelers, 38-7 (P)
 Ravens, 27-21 (B)
 2008—Steelers, 23-20 (P) OT
 Steelers, 13-9 (B)
 **Steelers, 23-14 (P)
 2009—Ravens, 20-17 (B) OT
 Steelers, 23-20 (P)
 2010—Ravens, 17-14 (P)
 Steelers, 13-10 (B)
 *Steelers, 31-24 (P)

2011—Ravens, 35-7 (B)
 Ravens, 23-20 (P)
 2012—Ravens, 13-10 (P)
 Steelers, 23-20 (B)
 2013—Steelers, 19-16 (P)
 Ravens, 22-20 (B)
 2014—Ravens, 26-6 (B)
 Steelers, 43-23 (P)
 ***Ravens, 30-17 (P)
 2015—Ravens, 23-20 (P) OT
 Ravens, 20-17 (B)
 2016—Ravens, 21-14 (B)
 Steelers, 31-27 (P)
 2017—Steelers, 26-9 (B)
 Steelers, 39-38 (P)
 2018—Ravens, 26-14 (P)
 Steelers, 23-16 (B)
 2019—Ravens, 26-23 (P) OT
 Ravens, 28-10 (B)
 2020—Steelers, 28-24 (P)
 Steelers, 19-14 (P)
 (RS Pts.—Steelers 1,011, Ravens 995)
 (PS Pts.—Steelers 98, Ravens 78)
**AFC Divisional Playoff*
***AFC Championship*
****AFC First-Round Playoff*
BALTIMORE vs. SAN FRANCISCO
 RS: Ravens lead series, 4-2
 PS: Ravens lead series, 1-0
 1996—49ers, 38-20 (SF)
 2003—Ravens, 44-6 (B)
 2007—Ravens, 9-7 (SF)
 2011—Ravens, 16-6 (B)
 2012—*Ravens, 34-31 (New Orleans)
 2015—49ers, 25-20 (SF)
 2019—Ravens, 20-17 (B)
 (RS Pts.—Ravens 129, 49ers 99)
 (PS Pts.—Ravens 34, 49ers 31)
**Super Bowl XLVIII*
BALTIMORE vs. SEATTLE
 RS: Series tied, 3-3
 1997—Ravens, 31-24 (B)
 2003—Ravens, 44-41 (B) OT
 2007—Seahawks, 27-6 (S)
 2011—Seahawks, 22-17 (S)
 2015—Seahawks, 35-6 (B)
 2019—Ravens, 30-16 (S)
 (RS Pts.—Seahawks 165, Ravens 134)
BALTIMORE vs. TAMPA BAY
 RS: Ravens lead series, 4-2
 2001—Buccaneers, 22-10 (TB)
 2002—Buccaneers, 25-0 (B)
 2006—Ravens, 27-0 (TB)
 2010—Ravens, 17-10 (B)
 2014—Ravens, 48-17 (TB)
 2018—Ravens, 20-12 (B)
 (RS Pts.—Ravens 122, Buccaneers 86)
BALTIMORE vs. *TENNESSEE
 RS: Titans lead series, 11-10
 PS: Ravens lead series, 3-2
 1996—Oilers, 29-13 (H)
 Oilers, 24-21 (B)
 1997—Ravens, 36-10 (T)
 Ravens, 21-19 (B)
 1998—Oilers, 12-8 (B)
 Oilers, 16-14 (T)
 1999—Titans, 14-11 (T)
 Ravens, 41-14 (B)
 2000—Titans, 14-6 (B)
 Ravens, 24-23 (T)
 **Ravens, 24-10 (T)
 2001—Ravens, 26-7 (B)
 Ravens, 16-10 (T)
 2002—Ravens, 13-12 (B)
 2003—***Titans, 20-17 (B)
 2005—Titans, 25-10 (T)
 2006—Ravens, 27-26 (T)

ALL-TIME TEAM VS. TEAM RESULTS

2008—Titans, 13-10 (B)
 **Ravens, 13-10 (T)
 2011—Titans, 26-13 (T)
 2014—Ravens, 21-7 (B)
 2017—Titans, 23-20 (T)
 2018—Ravens, 21-0 (T)
 2019—**Titans, 28-12 (B)
 2020—Titans, 30-24 (B) OT
 ***Ravens, 20-13 (T)
 (RS Pts.—Ravens 396, Titans 354)
 (PS Pts.—Ravens 86, Titans 81)
**Franchise in Houston prior to 1997; known as Oilers prior to 1999*
 **AFC Divisional Playoff
 ***AFC First-Round Playoff
BALTIMORE vs. *WASHINGTON
 RS: Ravens lead series, 4-3
 1997—Ravens, 20-17 (W)
 2000—Redskins, 10-3 (W)
 2004—Ravens, 17-10 (W)
 2008—Ravens, 24-10 (B)
 2012—Redskins, 31-28 (W) OT
 2016—Redskins, 16-10 (B)
 2020—Ravens, 31-17 (W)
 (RS Pts.—Ravens 133, Washington 111)
**Franchise known as Redskins prior to 2020*

BUFFALO vs. ARIZONA

RS: Bills lead series, 7-5;
 See Arizona vs. Buffalo

BUFFALO vs. ATLANTA

RS: Falcons lead series, 7-5;
 See Atlanta vs. Buffalo

BUFFALO vs. BALTIMORE

RS: Ravens lead series, 6-3
 PS: Bills lead series, 1-0;
 See Baltimore vs. Buffalo

BUFFALO vs. CAROLINA

RS: Bills lead series, 5-2
 1995—Bills, 31-9 (B)
 1998—Bills, 30-14 (C)
 2001—Bills, 25-24 (B)
 2005—Panthers, 13-9 (B)
 2009—Bills, 20-9 (C)
 2013—Bills, 24-23 (B)
 2017—Panthers, 9-3 (C)
 (RS Pts.—Bills 142, Panthers 101)

BUFFALO vs. CHICAGO

RS: Bears lead series, 8-5
 1970—Bears, 31-13 (C)
 1974—Bills, 16-6 (B)
 1979—Bears, 7-0 (B)
 1988—Bears, 24-3 (C)
 1991—Bills, 35-20 (B)
 1994—Bears, 20-13 (C)
 1997—Bears, 20-3 (C)
 2000—Bills, 20-3 (B)
 2002—Bills, 33-27 (B) OT
 2006—Bears, 40-7 (C)
 2010—Bears, 22-19 (Toronto)
 2014—Bills, 23-20 (C) OT
 2018—Bears, 41-9 (B)
 (RS Pts.—Bears 281, Bills 194)

BUFFALO vs. CINCINNATI

RS: Bills lead series, 17-13
 PS: Bengals lead series, 2-0
 1968—Bengals, 34-23 (C)
 1969—Bills, 16-13 (B)
 1970—Bengals, 43-14 (B)
 1973—Bengals, 16-13 (B)
 1975—Bengals, 33-24 (C)
 1978—Bills, 5-0 (B)
 1979—Bills, 51-24 (B)
 1980—Bills, 14-0 (C)
 1981—Bengals, 27-24 (C) OT
 *Bengals, 28-21 (C)
 1983—Bills, 10-6 (C)

1984—Bengals, 52-21 (C)
 1985—Bengals, 23-17 (B)
 1986—Bengals, 36-33 (C) OT
 1988—Bengals, 35-21 (C)
 **Bengals, 21-10 (C)
 1989—Bills, 24-7 (B)
 1991—Bills, 35-16 (B)
 1996—Bills, 31-17 (B)
 1998—Bills, 33-20 (C)
 2002—Bills, 27-9 (B)
 2003—Bills, 22-16 (B) OT
 2004—Bills, 33-17 (C)
 2005—Bills, 37-27 (C)
 2007—Bills, 33-21 (B)
 2010—Bills, 49-31 (C)
 2011—Bengals, 23-20 (C)
 2013—Bengals, 27-24 (B) OT
 2015—Bengals, 34-21 (B)
 2016—Bills, 16-12 (C)
 2017—Bengals, 20-16 (C)
 2019—Bills, 21-17 (B)
 (RS Pts.—Bills 728, Bengals 656)
 (PS Pts.—Bengals 49, Bills 31)
 *AFC Divisional Playoff
 **AFC Championship
BUFFALO vs. CLEVELAND
 RS: Browns lead series, 12-9
 PS: Browns lead series, 1-0
 1972—Browns, 27-10 (C)
 1974—Bills, 15-10 (C)
 1977—Browns, 27-16 (B)
 1978—Browns, 41-20 (C)
 1981—Bills, 22-13 (B)
 1984—Browns, 13-10 (B)
 1985—Browns, 17-7 (C)
 1986—Browns, 21-17 (B)
 1987—Browns, 27-21 (C)
 1989—*Browns, 34-30 (C)
 1990—Bills, 42-0 (C)
 1995—Bills, 22-19 (C)
 2004—Bills, 37-7 (B)
 2007—Browns, 8-0 (C)
 2008—Browns, 29-27 (B)
 2009—Browns, 6-3 (B)
 2010—Bills, 13-6 (B)
 2012—Bills, 24-14 (C)
 2013—Browns, 37-24 (C)
 2014—Bills, 26-10 (B)
 2016—Bills, 33-13 (B)
 2019—Browns, 19-16 (C)
 (RS Pts.—Bills 405, Browns 364)
 (PS Pts.—Browns 34, Bills 30)
 *AFC Divisional Playoff
BUFFALO vs. DALLAS
 RS: Cowboys lead series, 6-5
 PS: Cowboys lead series, 2-0
 1971—Cowboys, 49-37 (B)
 1976—Cowboys, 17-10 (D)
 1981—Cowboys, 27-14 (D)
 1984—Bills, 14-3 (B)
 1992—*Cowboys, 52-17 (Pasadena)
 1993—Bills, 13-10 (D)
 **Cowboys, 30-13 (Atlanta)
 1996—Bills, 10-7 (B)
 2003—Cowboys, 10-6 (D)
 2007—Cowboys, 25-24 (B)
 2011—Cowboys, 44-7 (D)
 2015—Bills, 16-6 (B)
 2019—Bills, 26-15 (D)
 (RS Pts.—Cowboys 213, Bills 177)
 (PS Pts.—Cowboys 82, Bills 30)
 *Super Bowl XXVII
 **Super Bowl XXVIII

BUFFALO vs. DENVER

RS: Bills lead series, 22-16-1
 PS: Bills lead series, 1-0
 1960—Broncos, 27-21 (B)
 Tie, 38-38 (D)
 1961—Broncos, 22-10 (B)
 Bills, 23-10 (D)
 1962—Broncos, 23-20 (B)
 Bills, 45-38 (D)
 1963—Bills, 30-28 (D)
 Bills, 27-17 (B)
 1964—Bills, 30-13 (B)
 Bills, 30-19 (D)
 1965—Bills, 30-15 (D)
 Bills, 31-13 (B)
 1966—Bills, 38-21 (B)
 1967—Bills, 17-16 (D)
 Broncos, 21-20 (B)
 1968—Broncos, 34-32 (D)
 1969—Bills, 41-28 (B)
 1970—Broncos, 25-10 (B)
 1975—Bills, 38-14 (B)
 (PS Pts.—Broncos 26-6 (D)
 1979—Broncos, 19-16 (B)
 1981—Bills, 9-7 (B)
 1984—Broncos, 37-7 (B)
 1987—Bills, 21-14 (B)
 1989—Broncos, 28-14 (B)
 1990—Bills, 29-28 (B)
 1991—*Bills, 10-7 (B)
 1992—Bills, 27-17 (B)
 1994—Bills, 27-20 (B)
 1995—Broncos, 22-7 (D)
 1997—Broncos, 23-20 (B) OT
 2002—Broncos, 28-23 (D)
 2005—Broncos, 28-17 (B)
 2007—Broncos, 15-14 (B)
 2008—Bills, 30-23 (D)
 2011—Bills, 40-14 (B)
 2014—Broncos, 24-17 (D)
 2017—Bills, 26-16 (B)
 2019—Bills, 20-3 (B)
 2020—Bills, 48-19 (D)
 (RS Pts.—Bills 949, Broncos 833)
 (PS Pts.—Bills 10, Broncos 7)
 *AFC Championship
BUFFALO vs. DETROIT
 RS: Bills lead series, 6-4-1
 1972—Tie, 21-21 (B)
 1976—Lions, 27-14 (D)
 1979—Bills, 20-17 (D)
 1991—Lions, 17-14 (B) OT
 1994—Lions, 35-21 (D)
 1997—Bills, 22-13 (B)
 2002—Bills, 24-17 (B)
 2006—Lions, 20-17 (D)
 2010—Bills, 14-12 (B)
 2014—Bills, 17-14 (D)
 2018—Bills, 14-13 (B)
 (RS Pts.—Lions 206, Bills 198)
BUFFALO vs. GREEN BAY
 RS: Bills lead series, 8-5
 1974—Bills, 27-7 (GB)
 1979—Bills, 19-12 (B)
 1982—Packers, 33-21 (Mil)
 1988—Bills, 28-0 (B)
 1991—Bills, 34-24 (Mil)
 1994—Bills 29-20 (B)
 1997—Packers, 31-21 (GB)
 2000—Bills 27-18 (B)
 2002—Packers, 10-0 (GB)
 2006—Bills, 24-10 (B)
 2010—Packers, 34-7 (GB)
 2014—Bills, 21-13 (B)
 2018—Packers, 22-0 (GB)
 (RS Pts.—Bills 258, Packers 234)

ALL-TIME TEAM VS. TEAM RESULTS**BUFFALO vs. HOUSTON**

RS: Texans lead series, 5-4

PS: Texans lead series, 1-0

2002—Bills, 31-24 (H)
 2003—Texans, 12-10 (B)
 2005—Bills, 22-7 (B)
 2006—Bills, 24-21 (H)
 2009—Texans, 31-10 (B)
 2012—Texans, 21-9 (H)
 2014—Texans, 23-17 (H)
 2015—Bills, 30-21 (B)
 2018—Texans, 20-13 (H)
 2019—*Texans, 22-19 (H) OT
 (RS Pts.—Texans 180, Bills 166)
 (PS Pts.—Texans 22, Bills 19)
 *AFC First-Round Playoff

BUFFALO vs. *INDIANAPOLIS

RS: Bills lead series, 37-32-1

PS: Bills lead series, 1-0

1970—Tie, 17-17 (Balt)
 Colts, 20-14 (Buff)
 1971—Colts, 43-0 (Buff)
 Colts, 24-0 (Balt)
 1972—Colts, 17-0 (Buff)
 Colts, 35-7 (Balt)
 1973—Bills, 31-13 (Buff)
 Bills, 24-17 (Balt)
 1974—Bills, 27-14 (Balt)
 Bills, 6-0 (Buff)
 1975—Bills, 38-31 (Balt)
 Colts, 42-35 (Buff)
 1976—Colts, 31-13 (Buff)
 Colts, 58-20 (Balt)
 1977—Colts, 17-14 (Balt)
 Colts, 31-13 (Buff)
 1978—Bills, 24-17 (Buff)
 Bills, 21-14 (Balt)
 1979—Bills, 31-13 (Balt)
 Colts, 14-13 (Buff)
 1980—Colts, 17-12 (Buff)
 Colts, 28-24 (Balt)
 1981—Bills, 35-3 (Balt)
 Bills, 23-17 (Buff)
 1982—Bills, 20-0 (Buff)
 1983—Bills, 28-23 (Buff)
 Bills, 30-7 (Balt)
 1984—Colts, 31-17 (I)
 Bills, 21-15 (Buff)
 1985—Colts, 49-17 (I)
 Bills, 21-9 (Buff)
 1986—Bills, 24-13 (Buff)
 Colts, 24-14 (I)
 1987—Colts, 47-6 (Buff)
 Bills, 27-3 (I)
 1988—Bills, 34-23 (Buff)
 Colts, 17-14 (I)
 1989—Colts, 37-14 (I)
 Bills, 30-7 (Buff)
 1990—Bills, 26-10 (Buff)
 Bills, 31-7 (I)
 1991—Bills, 42-6 (Buff)
 Bills, 35-7 (I)
 1992—Bills, 38-0 (Buff)
 Colts, 16-13 (I) OT
 1993—Bills, 23-9 (Buff)
 Bills, 30-10 (I)
 1994—Colts, 27-17 (Buff)
 Colts, 10-9 (I)
 1995—Bills, 20-14 (Buff)
 Bills, 16-10 (I)
 1996—Bills, 16-13 (Buff) OT
 Colts, 13-10 (I) OT
 1997—Bills, 37-35 (B)
 Bills, 9-6 (I)
 1998—Bills, 31-24 (I)
 Bills, 34-11 (B)
 1999—Colts, 31-14 (I)
 Bills, 31-6 (B)

2000—Colts, 18-16 (B)
 Colts, 44-20 (I)
 2001—Colts, 42-26 (I)
 Colts, 30-14 (B)
 2003—Colts, 17-14 (B)
 2006—Colts, 17-16 (I)
 2009—Bills, 30-7 (B)
 2012—Colts, 20-13 (I)
 2015—Bills, 27-14 (B)
 2017—Bills, 13-7 (B) OT
 2018—Colts, 37-5 (I)
 2020—**Bills, 27-24 (B)
 (RS Pts.—Bills 1,435, Colts 1,356)
 (PS Pts.—Bills 27, Colts 24)
 *Franchise in Baltimore prior to 1984
 **AFC First-Round Playoff

BUFFALO vs. JACKSONVILLE

RS: Bills lead series, 9-6

PS: Jaguars lead series, 2-0

1996—*Jaguars, 30-27 (B)
 1997—Jaguars, 20-14 (B)
 1998—Bills, 17-16 (B)
 2001—Bills, 13-10 (J)
 2003—Bills, 38-17 (J)
 2004—Jaguars, 13-10 (B)
 2006—Bills, 27-24 (B)
 2007—Jaguars, 36-14 (J)
 2008—Bills, 20-16 (J)
 2009—Jaguars, 18-15 (J)
 2010—Jaguars, 36-26 (B)
 2012—Bills, 34-18 (B)
 2013—Bills, 27-20 (J)
 2015—Jaguars, 34-31 (London)
 2016—Bills, 28-21 (B)
 2017—*Jaguars, 10-3 (J)
 2018—Bills, 24-21 (B)
 (RS Pts.—Bills 338, Jaguars 320)
 (PS Pts.—Jaguars 40, Bills 30)
 *AFC First-Round Playoff

BUFFALO vs. *KANSAS CITY

RS: Bills lead series, 24-21-1

PS: Series tied, 2-2

1960—Texans, 45-28 (B)
 Texans, 24-7 (D)
 1961—Bills, 27-24 (B)
 Bills, 30-20 (D)
 1962—Texans, 41-21 (D)
 Bills, 23-14 (B)
 1963—Tie, 27-27 (B)
 Bills, 35-26 (KC)
 1964—Bills, 34-17 (B)
 Bills, 35-22 (KC)
 1965—Bills, 23-7 (KC)
 Bills, 34-25 (B)
 1966—Chiefs, 42-20 (B)
 Bills, 29-14 (KC)
 **Chiefs, 31-7 (B)
 1967—Chiefs, 23-13 (KC)
 1968—Chiefs, 18-7 (B)
 1969—Chiefs, 29-7 (B)
 Chiefs, 22-19 (KC)
 1971—Chiefs, 22-9 (KC)
 1973—Bills, 23-14 (B)
 1976—Bills, 50-17 (B)
 1978—Bills, 28-13 (B)
 Chiefs, 14-10 (KC)
 1982—Bills, 14-9 (B)
 1983—Bills, 14-9 (KC)
 1986—Chiefs, 20-17 (B)
 Bills, 17-14 (KC)
 1991—Chiefs, 33-6 (KC)
 ***Bills, 37-14 (B)
 1993—Chiefs, 23-7 (KC)
 ****Bills, 30-13 (B)
 1994—Bills, 44-10 (B)
 1996—Bills, 20-9 (B)
 1997—Chiefs, 22-16 (KC)
 2000—Bills, 21-17 (KC)

2002—Chiefs, 17-16 (KC)
 2003—Chiefs, 38-5 (KC)
 2005—Bills, 14-3 (B)
 2008—Bills, 54-31 (KC)
 2009—Bills, 16-10 (KC)
 2010—Chiefs, 13-10 (KC) OT
 2011—Bills, 41-7 (KC)
 2012—Bills, 35-17 (B)
 2013—Chiefs, 23-13 (B)
 2014—Chiefs, 17-13 (B)
 2015—Chiefs, 30-22 (KC)
 2017—Bills, 16-10 (KC)
 2020—Chiefs, 26-17 (B)
 ****Chiefs, 38-24 (KC)
 (RS Pts.—Bills 987, Chiefs 928)
 (PS Pts.—Bills 98, Chiefs 96)
 *Franchise in Dallas prior to 1963 and known as Texans

BUFFALO vs. *LAS VEGAS

RS: Raiders lead series, 21-19

PS: Bills lead series, 2-0

1960—Bills, 38-9 (B)
 Raiders, 20-7 (O)
 1961—Raiders, 31-22 (B)
 Bills, 26-21 (O)
 1962—Bills, 14-6 (B)
 Bills, 10-6 (O)
 1963—Raiders, 35-17 (O)
 Bills, 12-0 (B)
 1964—Bills, 23-20 (B)
 Raiders, 16-13 (O)
 1965—Bills, 17-12 (B)
 Bills, 17-14 (O)
 1966—Bills, 31-10 (O)
 1967—Raiders, 24-20 (B)
 Raiders, 28-21 (O)
 1968—Raiders, 48-6 (B)
 Raiders, 13-10 (O)
 1969—Raiders, 50-21 (O)
 1972—Raiders, 28-16 (O)
 1974—Bills, 21-20 (B)
 1977—Raiders, 34-13 (O)
 1980—Bills, 24-7 (B)
 1983—Raiders, 27-24 (B)
 1987—Raiders, 34-21 (LA)
 1988—Bills, 37-21 (B)
 1990—Bills, 38-24 (B)
 **Bills, 51-3 (B)
 1991—Bills, 30-27 (LA) OT
 1992—Raiders, 20-3 (LA)
 1993—Raiders, 25-24 (B)
 ***Bills, 29-23 (B)
 1998—Bills, 44-21 (B)
 1999—Raiders, 20-14 (B)
 2002—Raiders, 49-31 (B)
 2004—Raiders, 13-10 (O)
 2005—Raiders, 38-17 (O)
 2008—Bills, 24-23 (B)
 2011—Bills, 38-35 (B)
 2014—Raiders, 26-24 (O)
 2016—Raiders, 38-24 (O)
 2017—Bills, 34-14 (B)
 2020—Bills, 30-23 (LV)
 (RS Pts.—Raiders 930, Bills 866)
 (PS Pts.—Bills 80, Raiders 26)
 *Franchise in Los Angeles from 1982-94 and in Oakland from 1960-81 and from 1995-2019
 **AFC Championship
 ***AFC Divisional Playoff

BUFFALO vs. *L.A. CHARGERS

RS: Chargers lead series, 24-11-2

PS: Bills lead series, 2-1

1960—Chargers, 24-10 (B)
 Bills, 32-3 (LA)

ALL-TIME TEAM VS. TEAM RESULTS

1961—Chargers, 19-11 (B)
 Chargers, 28-10 (SD)
 1962—Bills, 35-10 (B)
 Bills, 40-20 (SD)
 1963—Chargers, 14-10 (SD)
 Chargers, 23-13 (B)
 1964—Bills, 30-3 (B)
 Bills, 27-24 (SD)
 **Bills, 20-7 (B)
 1965—Chargers, 34-3 (B)
 Tie, 20-20 (SD)
 **Bills, 23-0 (SD)
 1966—Chargers, 27-7 (SD)
 Tie, 17-17 (B)
 1967—Chargers, 37-17 (B)
 1968—Chargers, 21-6 (B)
 1969—Chargers, 45-6 (SD)
 1971—Chargers, 20-3 (SD)
 1973—Chargers, 34-7 (SD)
 1976—Chargers, 34-13 (B)
 1979—Chargers, 27-19 (SD)
 1980—Bills, 26-24 (SD)
 ***Chargers, 20-14 (SD)
 1981—Bills, 28-27 (SD)
 1985—Chargers, 14-9 (B)
 Chargers, 40-7 (SD)
 1998—Chargers, 16-14 (SD)
 2000—Bills, 27-24 (B) OT
 2001—Chargers, 27-24 (SD)
 2002—Bills, 20-13 (B)
 2005—Chargers, 48-10 (SD)
 2006—Chargers, 24-21 (B)
 2008—Bills, 23-14 (B)
 2011—Chargers, 37-10 (SD)
 2014—Chargers, 22-10 (B)
 2017—Chargers, 54-24 (LA)
 2018—Chargers, 31-20 (B)
 2020—Bills, 27-17 (B)
 (RS Pts.—Chargers 916, Bills 636)
 (PS Pts.—Bills 57, Chargers 27)
**Franchise in San Diego from 1961-2016*
***AFL Championship*
****AFC Divisional Playoff*
BUFFALO vs. *L.A. RAMS
 RS: Bills lead series, 8-5
 1970—Rams, 19-0 (B)
 1974—Rams, 19-14 (LA)
 1980—Bills, 10-7 (B) OT
 1983—Rams, 41-17 (LA)
 1989—Bills, 23-20 (B)
 1992—Bills, 40-7 (B)
 1995—Bills, 45-27 (StL)
 1998—Rams, 34-33 (B)
 2004—Bills, 37-17 (B)
 2008—Bills, 31-14 (StL)
 2012—Rams, 15-12 (B)
 2016—Bills, 30-19 (LA)
 2020—Bills, 35-32 (B)
 (RS Pts.—Bills 327, Rams 271)
**Franchise in St. Louis from 1995-2015*
BUFFALO vs. MIAMI
 RS: Dolphins lead series, 60-49-1
 PS: Bills lead series, 3-1
 1966—Bills, 58-24 (B)
 Bills, 29-0 (M)
 1967—Bills, 35-13 (B)
 Dolphins, 17-14 (M)
 1968—Tie, 14-14 (M)
 Dolphins, 21-17 (B)
 1969—Dolphins, 24-6 (M)
 Bills, 28-3 (B)
 1970—Dolphins, 33-14 (B)
 Dolphins, 45-7 (M)
 1971—Dolphins, 29-14 (B)
 Dolphins, 34-0 (M)
 1972—Dolphins, 24-23 (M)
 Dolphins, 30-16 (B)

1973—Dolphins, 27-6 (M)
 Dolphins, 17-0 (B)
 1974—Dolphins, 24-16 (B)
 Dolphins, 35-28 (M)
 1975—Dolphins, 35-30 (B)
 Dolphins, 31-21 (M)
 1976—Dolphins, 30-21 (B)
 Dolphins, 45-27 (M)
 1977—Dolphins, 13-0 (B)
 Dolphins, 31-14 (M)
 1978—Dolphins, 31-24 (M)
 Dolphins, 25-24 (B)
 1979—Dolphins, 9-7 (B)
 Dolphins, 17-7 (M)
 1980—Bills, 17-7 (B)
 Dolphins, 17-14 (M)
 1981—Bills, 31-21 (B)
 Dolphins, 16-6 (M)
 1982—Dolphins, 9-7 (B)
 Dolphins, 27-10 (M)
 1983—Dolphins, 12-0 (B)
 Bills, 38-35 (M) OT
 1984—Dolphins, 21-17 (B)
 Dolphins, 38-7 (M)
 1985—Dolphins, 23-14 (B)
 Dolphins, 28-0 (M)
 1986—Dolphins, 27-14 (M)
 Dolphins, 34-24 (B)
 1987—Bills, 34-31 (M) OT
 Bills, 27-0 (B)
 1988—Bills, 9-6 (B)
 Bills, 31-6 (M)
 1989—Bills, 27-24 (M)
 Bills, 31-17 (B)
 1990—Dolphins, 30-7 (M)
 Bills, 24-14 (B)
 *Bills, 44-34 (B)
 1991—Bills, 35-31 (B)
 Bills, 41-27 (M)
 1992—Dolphins, 37-10 (B)
 Bills, 26-20 (M)
 **Bills, 29-10 (M)
 1993—Dolphins, 22-13 (B)
 Bills, 47-34 (M)
 1994—Bills, 21-11 (B)
 Bills, 42-31 (M)
 1995—Dolphins, 23-6 (M)
 Bills, 23-20 (B)
 ***Bills, 37-22 (B)
 1996—Dolphins, 21-7 (B)
 Dolphins, 16-14 (M)
 1997—Bills, 9-6 (B)
 Dolphins, 30-13 (M)
 1998—Dolphins, 13-7 (M)
 Bills, 30-24 (B)
 ***Dolphins, 24-17 (M)
 1999—Bills, 23-18 (M)
 Bills, 23-3 (B)
 2000—Dolphins, 22-13 (M)
 Dolphins, 33-6 (B)
 2001—Dolphins, 34-27 (B)
 Dolphins, 34-7 (M)
 2002—Bills, 23-10 (M)
 Bills, 38-21 (B)
 2003—Dolphins, 17-7 (M)
 Dolphins, 20-3 (B)
 2004—Bills, 20-13 (B)
 Bills, 42-32 (M)
 2005—Bills, 20-14 (B)
 Dolphins, 24-23 (M)
 2006—Bills, 16-6 (M)
 Bills, 21-0 (B)
 2007—Bills, 13-10 (M)
 Bills, 38-17 (B)
 2008—Dolphins, 25-16 (M)
 Dolphins, 16-3 (Toronto)
 2009—Dolphins, 38-10 (M)
 Bills, 31-14 (B)

2010—Dolphins, 15-10 (B)
 Bills, 17-14 (M)
 2011—Dolphins, 35-8 (M)
 Dolphins, 30-23 (B)
 2012—Bills, 19-14 (B)
 Dolphins, 24-10 (M)
 2013—Bills, 23-21 (M)
 Bills, 19-0 (B)
 2014—Bills, 29-10 (B)
 Dolphins, 22-9 (M)
 2015—Bills, 41-14 (M)
 Bills, 33-17 (B)
 2016—Dolphins, 28-25 (M)
 Dolphins, 34-31 (B) OT
 2017—Bills, 24-16 (B)
 Bills, 22-16 (M)
 2018—Dolphins, 21-17 (M)
 Bills, 42-17 (B)
 2019—Bills, 31-21 (B)
 Bills, 37-20 (M)
 2020—Bills, 31-28 (M)
 Bills, 56-26 (B)
 (RS Pts.—Dolphins 2,354, Bills 2,213)
 (PS Pts.—Bills 127, Dolphins 90)
**AFC Divisional Playoff*
***AFC Championship*
****AFC First-Round Playoff*
BUFFALO vs. MINNESOTA
 RS: Vikings lead series, 8-6
 1971—Vikings, 19-0 (M)
 1975—Vikings, 35-13 (B)
 1979—Vikings, 10-3 (M)
 1982—Bills, 23-22 (B)
 1985—Vikings, 27-20 (B)
 1988—Bills, 13-10 (B)
 1994—Vikings, 21-17 (B)
 1997—Vikings, 34-13 (B)
 2000—Vikings, 31-27 (M)
 2002—Bills, 45-39 (M) OT
 2006—Bills, 17-12 (B)
 2010—Vikings, 38-14 (M)
 2014—Bills, 17-16 (B)
 2018—Bills, 27-6 (M)
 (RS Pts.—Vikings 320, Bills 249)
BUFFALO vs. *NEW ENGLAND
 RS: Patriots lead series, 75-45-1
 PS: Patriots lead series, 1-0
 1960—Bills, 13-0 (Bos)
 Bills, 38-14 (Buff)
 1961—Patriots, 23-21 (Buff)
 Patriots, 52-21 (Bos)
 1962—Tie, 28-28 (Buff)
 Patriots, 21-10 (Bos)
 1963—Bills, 28-21 (Buff)
 Patriots, 17-7 (Bos)
 **Patriots, 26-8 (Buff)
 1964—Patriots, 36-28 (Buff)
 Bills, 24-14 (Bos)
 1965—Bills, 24-7 (Buff)
 Bills, 23-7 (Bos)
 1966—Patriots, 20-10 (Buff)
 Patriots, 14-3 (Bos)
 1967—Patriots, 23-0 (Buff)
 Bills, 44-16 (Bos)
 1968—Patriots, 16-7 (Buff)
 Patriots, 23-6 (Bos)
 1969—Bills, 23-16 (Buff)
 Patriots, 35-21 (Bos)
 1970—Bills, 45-10 (Bos)
 Patriots, 14-10 (Buff)
 1971—Patriots, 38-33 (NE)
 Bills, 27-20 (Buff)
 1972—Bills, 38-14 (Buff)
 Bills, 27-24 (NE)
 1973—Bills, 31-13 (NE)
 Bills, 37-13 (Buff)
 1974—Bills, 30-28 (Buff)
 Bills, 29-28 (NE)

ALL-TIME TEAM VS. TEAM RESULTS

1975—Bills, 45-31 (Buff) Bills, 34-14 (NE)	2014—Patriots, 37-22 (B) Bills, 17-9 (NE)	1971—Jets, 28-17 (NY) Jets, 20-7 (B)
1976—Patriots, 26-22 (Buff) Patriots, 20-10 (NE)	2015—Patriots, 40-32 (B) Patriots, 20-13 (NE)	1972—Jets, 41-24 (B) Jets, 41-3 (NY)
1977—Bills, 24-14 (NE) Patriots, 20-7 (Buff)	2016—Bills, 16-0 (NE) Patriots, 41-25 (B)	1973—Bills, 9-7 (B) Bills, 34-14 (NY)
1978—Patriots, 14-10 (Buff) Patriots, 26-24 (NE)	2017—Patriots, 23-3 (B) Patriots, 37-16 (NE)	1974—Bills, 16-12 (B) Jets, 20-10 (NY)
1979—Patriots, 26-6 (Buff) Bills, 16-13 (NE) OT	2018—Patriots, 25-6 (B) Patriots, 24-12 (NE)	1975—Bills, 42-14 (B) Bills, 24-23 (NY)
1980—Bills, 31-13 (Buff) Patriots, 24-2 (NE)	2019—Patriots, 16-10 (B) Patriots, 24-17 (NE)	1976—Jets, 17-14 (NY) Jets, 19-14 (B)
1981—Bills, 20-17 (Buff) Bills, 19-10 (NE)	2020—Bills, 24-21 (B) Bills, 38-9 (NE)	1977—Jets, 24-19 (B) Bills, 14-10 (NY)
1982—Patriots, 30-19 (NE)	(RS Pts.—Patriots 2,678, Bills 2,226)	1978—Jets, 21-20 (B)
1983—Patriots, 31-0 (Buff) Patriots, 21-7 (NE)	(PS Pts.—Patriots 26, Bills 8)	1978—Jets, 21-20 (B) Jets, 45-14 (NY)
1984—Patriots, 21-17 (Buff) Patriots, 38-10 (NE)	<i>*Franchise in Boston prior to 1971</i>	1979—Bills, 46-31 (B) Bills, 14-12 (NY)
1985—Patriots, 17-14 (Buff) Patriots, 14-3 (NE)	BUFFALO vs. NEW ORLEANS	1980—Bills, 20-10 (B) Bills, 31-24 (NY)
1986—Patriots, 23-3 (Buff) Patriots, 22-19 (NE)	RS: Saints lead series, 7-4	1981—Bills, 31-0 (B) Jets, 33-14 (NY)
1987—Patriots, 14-7 (NE) Patriots, 13-7 (Buff)	1973—Saints, 13-0 (NO)	**Bills, 31-27 (NY)
1988—Bills, 16-14 (NE) Bills, 23-20 (Buff)	1980—Bills, 35-26 (NO)	1983—Jets, 34-10 (B) Bills, 24-17 (NY)
1989—Bills, 31-10 (Buff) Patriots, 33-24 (NE)	1983—Bills, 27-21 (B)	1984—Jets, 28-26 (B) Jets, 21-17 (NY)
1990—Bills, 27-10 (NE) Bills, 14-0 (Buff)	1989—Saints, 22-19 (B)	1985—Jets, 42-3 (NY) Jets, 27-7 (B)
1991—Bills, 22-17 (Buff) Patriots, 16-13 (NE)	1992—Bills, 20-16 (NO)	1986—Jets, 28-24 (B) Jets, 14-13 (NY)
1992—Bills, 41-7 (NE) Bills, 16-7 (Buff)	1998—Bills, 45-33 (NO)	1987—Jets, 31-28 (B) Bills, 17-14 (NY)
1993—Bills, 38-14 (Buff) Bills, 13-10 (NE) OT	2001—Saints, 24-6 (B)	1988—Bills, 37-14 (NY) Bills, 9-6 (B) OT
1994—Bills, 38-35 (NE) Patriots, 41-17 (Buff)	2005—Saints, 19-7 (San Antonio)	1989—Bills, 34-3 (B) Bills, 37-0 (NY)
1995—Patriots, 27-14 (NE) Patriots, 35-25 (Buff)	2009—Saints, 27-7 (B)	1990—Bills, 30-7 (NY) Bills, 30-27 (B)
1996—Bills, 17-10 (Buff) Patriots, 28-25 (NE)	2013—Saints, 35-17 (NO)	1991—Bills, 23-20 (NY) Bills, 24-13 (B)
1997—Patriots, 33-6 (NE) Patriots, 31-10 (Buff)	2017—Saints, 47-10 (B)	1992—Bills, 24-20 (NY) Jets, 24-17 (B)
1998—Bills, 13-10 (Buff) Patriots, 25-21 (NE)	(RS Pts.—Saints 283, Bills 193)	1993—Bills, 19-10 (NY) Bills, 16-14 (B)
1999—Bills, 17-7 (Buff) Bills, 13-10 (NE) OT	BUFFALO vs. N.Y. GIANTS	1994—Jets, 23-3 (B) Jets, 22-17 (NY)
2000—Bills, 16-13 (NE) OT Patriots, 13-10 (Buff) OT	RS: Bills lead series, 7-6	1995—Bills, 29-10 (B) Bills, 28-26 (NY)
2001—Patriots, 21-11 (NE) Patriots, 12-9 (Buff) OT	PS: Giants lead series, 1-0	1996—Bills, 25-22 (NY) Bills, 35-10 (B)
2002—Patriots, 38-7 (Buff) Patriots, 27-17 (NE)	1970—Giants, 20-6 (NY)	1997—Bills, 28-22 (NY) Bills, 20-10 (B)
2003—Bills, 31-0 (Buff) Patriots, 31-0 (NE)	1975—Giants, 17-14 (B)	1998—Jets, 34-12 (NY) Jets, 17-10 (B)
2004—Patriots, 31-17 (Buff) Patriots, 29-6 (NE)	1978—Bills, 41-17 (B)	1999—Bills, 17-3 (B) Jets, 17-7 (NY)
2005—Patriots, 21-16 (NE) Patriots, 35-7 (Buff)	1987—Bills, 6-3 (B) OT	2000—Jets, 27-14 (NY) Bills, 23-20 (B)
2006—Patriots, 19-17 (NE) Patriots, 28-6 (Buff)	1990—Bills, 17-13 (NY)	2001—Jets, 42-36 (B) Bills, 14-9 (NY)
2007—Patriots, 38-7 (NE) Patriots, 56-10 (Buff)	*Giants, 20-19 (Tampa)	2002—Jets, 37-31 (B) OT Jets, 31-13 (NY)
2008—Patriots, 20-10 (NE) Patriots, 13-0 (Buff)	1993—Bills, 17-14 (B)	2003—Jets, 30-3 (NY) Bills, 17-6 (B)
2009—Patriots, 25-24 (NE) Patriots, 17-10 (Buff)	1996—Bills, 23-20 (NY) OT	2004—Jets, 16-14 (NY) Bills, 22-17 (B)
2010—Patriots, 38-30 (NE) Patriots, 34-3 (Buff)	1999—Giants, 19-17 (B)	2005—Bills, 27-17 (B) Jets, 30-26 (NY)
2011—Bills, 34-31 (Buff) Patriots, 49-21 (NE)	2003—Bills, 24-7 (NY)	2006—Jets, 28-20 (B) Bills, 31-13 (NY)
2012—Patriots, 52-28 (B) Patriots, 37-31 (NE)	2007—Giants, 38-21 (B)	2007—Bills, 17-14 (B) Bills, 13-3 (NY)
2013—Patriots, 23-21 (B) Patriots, 34-20 (NE)	2011—Giants, 27-24 (NY)	2008—Jets, 26-17 (B) Jets, 31-27 (NY)
	2015—Giants, 24-10 (B)	2009—Bills, 16-13 (NY) OT Jets, 19-13 (Toronto)
	2019—Bills, 28-14 (NY)	
	(RS Pts.—Bills 248, Giants 233)	
	(PS Pts.—Giants 20, Bills 19)	
	<i>*Super Bowl XXV</i>	
	BUFFALO vs. *N.Y. JETS	
	RS: Bills lead series, 64-56	
	PS: Bills lead series, 1-0	
	1960—Titans, 27-3 (NY) Titans, 17-13 (B)	
	1961—Bills, 41-31 (B) Titans, 21-14 (NY)	
	1962—Titans, 17-6 (B) Bills, 20-3 (NY)	
	1963—Bills, 45-14 (B) Bills, 19-10 (NY)	
	1964—Bills, 34-24 (B) Bills, 20-7 (NY)	
	1965—Bills, 33-21 (B) Jets, 14-12 (NY)	
	1966—Bills, 33-23 (NY) Bills, 14-3 (B)	
	1967—Bills, 20-17 (B) Jets, 20-10 (NY)	
	1968—Bills, 37-35 (B) Jets, 25-21 (NY)	
	1969—Jets, 33-19 (B) Jets, 16-6 (NY)	
	1970—Bills, 34-31 (B) Bills, 10-6 (NY)	

ALL-TIME TEAM VS. TEAM RESULTS

2010—Jets, 38-14 (B)
 Jets, 38-7 (NY)

2011—Jets, 27-11 (B)
 Jets, 28-24 (NY)

2012—Jets, 48-28 (NY)
 Bills, 28-9 (B)

2013—Jets, 27-20 (NY)
 Bills, 37-14 (B)

2014—Bills, 43-23 (NY)
 Bills, 38-3 (Detroit)

2015—Bills, 22-17 (NY)
 Bills, 22-17 (B)

2016—Jets, 37-31 (B)
 Jets, 30-10 (NY)

2017—Bills, 21-12 (B)
 Jets, 34-21 (NY)

2018—Bills, 41-10 (NY)
 Jets, 27-23 (B)

2019—Bills, 17-16 (NY)
 Jets, 13-6 (B)

2020—Bills, 27-17 (B)
 Bills, 18-10 (NY)

(RS Pts.—Bills 2,504, Jets 2,435)
 (PS Pts.—Bills 31, Jets 27)
**Jets known as Titans prior to 1963*
***AFC First-Round Playoff*

BUFFALO vs. PHILADELPHIA
 RS: Eagles lead series, 8-6
 1973—Bills, 27-26 (B)
 1981—Eagles, 20-14 (B)
 1984—Eagles, 27-17 (B)
 1985—Eagles, 21-17 (P)
 1987—Eagles, 17-7 (P)
 1990—Bills, 30-23 (B)
 1993—Bills, 10-7 (P)
 1996—Bills, 24-17 (P)
 1999—Bills, 26-0 (B)
 2003—Eagles, 23-13 (B)
 2007—Eagles, 17-9 (P)
 2011—Bills, 31-24 (B)
 2015—Eagles, 23-20 (P)
 2019—Eagles, 31-13 (B)
 (RS Pts.—Eagles 276, Bills 258)

BUFFALO vs. PITTSBURGH
 RS: Steelers lead series, 14-10
 PS: Steelers lead series, 2-1
 1970—Steelers, 23-10 (P)
 1972—Steelers, 38-21 (B)
 1974—*Steelers, 32-14 (P)
 1975—Bills, 30-21 (P)
 1978—Steelers, 28-17 (B)
 1979—Steelers, 28-0 (P)
 1980—Bills, 28-13 (B)
 1982—Bills, 13-0 (B)
 1985—Steelers, 30-24 (P)
 1986—Bills, 16-12 (B)
 1988—Bills, 36-28 (B)
 1991—Bills, 52-34 (P)
 1992—Bills, 28-20 (B)
 *Bills, 24-3 (P)
 1993—Steelers, 23-0 (P)
 1994—Steelers, 23-10 (P)
 1995—*Steelers, 40-21 (P)
 1996—Steelers, 24-6 (P)
 1999—Bills, 24-21 (B)
 2001—Steelers, 20-3 (B)
 2004—Steelers, 29-24 (B)
 2007—Steelers, 26-3 (P)
 2010—Steelers, 19-16 (B) OT
 2013—Steelers, 23-10 (P)
 2016—Steelers, 27-20 (B)
 2019—Bills, 17-10 (P)
 2020—Bills, 26-15 (B)
 (RS Pts.—Steelers 535, Bills 434)
 (PS Pts.—Steelers 75, Bills 59)
**AFC Divisional Playoff*

BUFFALO vs. SAN FRANCISCO

RS: Bills lead series, 7-6
 1972—Bills, 27-20 (B)
 1980—Bills, 18-13 (SF)
 1983—49ers, 23-10 (B)
 1989—49ers, 21-10 (SF)
 1992—Bills, 34-31 (SF)
 1995—49ers, 27-17 (SF)
 1998—Bills, 26-21 (B)
 2001—49ers, 35-0 (SF)
 2004—Bills, 41-7 (SF)
 2008—49ers, 10-3 (B)
 2012—49ers, 45-3 (SF)
 2016—Bills, 45-16 (B)
 2020—Bills, 34-24 (Arizona)
 (RS Pts.—49ers 293, Bills 268)

BUFFALO vs. SEATTLE

RS: Seahawks lead series, 8-6
 1977—Seahawks, 56-17 (S)
 1984—Seahawks, 31-28 (S)
 1988—Bills, 13-3 (S)
 1989—Seahawks, 17-16 (S)
 1995—Bills, 27-21 (B)
 1996—Seahawks, 26-18 (S)
 1999—Seahawks, 26-16 (S)
 2000—Bills, 42-23 (S)
 2001—Seahawks, 23-20 (B)
 2004—Bills, 38-9 (S)
 2008—Bills, 34-10 (B)
 2012—Seahawks, 50-17 (Toronto)
 2016—Seahawks, 31-25 (S)
 2020—Bills, 44-34 (B)
 (RS Pts.—Seahawks 360, Bills 355)

BUFFALO vs. TAMPA BAY

RS: Buccaneers lead series, 7-4
 1976—Bills, 14-9 (TB)
 1978—Buccaneers, 31-10 (TB)
 1982—Buccaneers, 24-23 (TB)
 1986—Buccaneers, 34-28 (TB)
 1988—Buccaneers, 10-5 (TB)
 1991—Bills, 17-10 (TB)
 2000—Buccaneers, 31-17 (TB)
 2005—Buccaneers, 19-3 (TB)
 2009—Bills, 33-20 (B)
 2013—Buccaneers, 27-6 (TB)
 2017—Bills, 30-27 (B)
 (RS Pts.—Buccaneers 242, Bills 186)

BUFFALO vs. TENNESSEE

RS: Titans lead series, 28-17

PS: Bills lead series, 2-1

1960—Bills, 25-24 (B)

Oilers, 31-23 (H)

1961—Bills, 22-12 (H)

Oilers, 28-16 (B)

1962—Oilers, 28-23 (B)

Oilers, 17-14 (H)

1963—Oilers, 31-20 (B)

Oilers, 28-14 (H)

1964—Bills, 48-17 (H)

Bills, 24-10 (B)

1965—Oilers, 19-17 (B)

Bills, 29-18 (H)

1966—Bills, 27-20 (B)

Bills, 42-20 (H)

1967—Oilers, 20-3 (B)

Oilers, 10-3 (H)

1968—Oilers, 30-7 (B)

Oilers, 35-6 (H)

1969—Oilers, 17-3 (B)

Oilers, 28-14 (H)

1971—Oilers, 20-14 (B)

1974—Oilers, 21-9 (B)

1976—Oilers, 13-3 (B)

1978—Oilers, 17-10 (H)

1983—Bills, 30-13 (B)

1985—Bills, 20-0 (B)

1986—Oilers, 16-7 (H)

1987—Bills, 34-30 (B)

1988—*Bills, 17-10 (B)

1989—Bills, 47-41 (H) OT

1990—Oilers, 27-24 (H)

1992—Oilers, 27-3 (H)

**Bills, 41-38 (B) OT

1993—Bills, 35-7 (B)

1994—Bills, 15-7 (H)

1995—Oilers, 28-17 (B)

1997—Oilers, 31-14 (T)

1999—***Titans, 22-16 (T)

2000—Bills, 16-13 (B)

2003—Titans, 28-26 (T)

2006—Titans, 30-29 (B)

2009—Titans, 41-17 (T)

2011—Titans, 23-17 (B)

2012—Titans, 35-34 (B)

2015—Bills, 14-13 (T)

2018—Bills, 13-12 (B)

2019—Bills, 14-7 (T)

2020—Titans, 42-16 (T)

(RS Pts.—Titans 985, Bills 858)

(PS Pts.—Bills 74, Titans 70)

**Franchise in Houston prior to 1997; known*

as Oilers prior to 1999

***AFC Divisional Playoff*

****AFC First-Round Playoff*

BUFFALO vs. WASHINGTON

RS: Bills lead series, 9-5

PS: Washington leads series, 1-0

1972—Bills, 24-17 (W)

1977—Redskins, 10-0 (B)

1981—Bills, 21-14 (B)

1984—Redskins, 41-14 (W)

1987—Redskins, 27-7 (B)

1990—Redskins, 29-14 (W)

1991—*Redskins, 37-24 (Minneapolis)

1993—Bills, 24-10 (B)

1996—Bills, 38-13 (B)

1999—Bills, 34-17 (W)

2003—Bills, 24-7 (B)

2007—Bills, 17-16 (W)

2011—Bills, 23-0 (Toronto)

2015—Redskins, 35-25 (W)

2019—Bills, 24-9 (B)

(RS Pts.—Bills 289, Washington 245)

(PS Pts.—Washington 37, Bills 24)

**Franchise known as Redskins prior to 2020*

***Super Bowl XXVI*

CAROLINA vs. ARIZONA

RS: Panthers lead series, 11-4

PS: Panthers lead series, 2-1

See Arizona vs. Carolina

CAROLINA vs. ATLANTA

RS: Falcons lead series, 33-19;

See Atlanta vs. Carolina

CAROLINA vs. BALTIMORE

RS: Panthers lead series, 4-2;

See Baltimore vs. Carolina

CAROLINA vs. BUFFALO

RS: Bills lead series, 5-2;

See Buffalo vs. Carolina

CAROLINA vs. CHICAGO

RS: Bears lead series, 7-3

PS: Panthers lead series, 1-0

1995—Bears, 31-27 (Chi)

2002—Panthers, 24-14 (Car)

2005—Bears, 13-3 (Chi)

*Panthers, 29-21 (Chi)

2008—Panthers, 20-17 (Car)

2010—Bears, 23-6 (Car)

2011—Bears, 34-29 (Chi)

2012—Bears, 23-22 (Chi)

2014—Panthers, 31-24 (Car)

2017—Bears, 17-3 (Chi)

2020—Bears, 23-16 (Car)

ALL-TIME TEAM VS. TEAM RESULTS

(RS Pts.—Bears 219, Panthers 181)
(PS Pts.—Panthers 29, Bears 21)

*NFC Divisional Playoff

CAROLINA vs. CINCINNATI

RS: Panthers lead series, 3-2-1

1999—Panthers, 27-3 (Car)
2002—Panthers, 52-31 (Car)
2006—Bengals, 17-14 (Cin)
2010—Bengals, 20-7 (Car)
2014—Tied, 37-37 (Cin) OT
2018—Panthers, 31-21 (Car)
(RS Pts.—Panthers 168, Bengals 129)

CAROLINA vs. CLEVELAND

RS: Panthers lead series, 4-2

1999—Panthers, 31-17 (Cle)
2002—Panthers, 13-6 (Cle)
2006—Panthers, 20-12 (Car)
2010—Browns, 24-23 (Cle)
2014—Panthers, 17-13 (Car)
2018—Browns, 26-20 (Cle)
(RS Pts.—Panthers 124, Browns 98)

CAROLINA vs. DALLAS

RS: Cowboys lead series, 9-3

PS: Panthers lead series, 2-0
1996—*Panthers, 26-17 (C)
1997—Panthers, 23-13 (D)
1998—Cowboys, 27-20 (D)
2000—Cowboys, 16-13 (C) OT
2002—Cowboys, 14-13 (D)
2003—Cowboys, 24-20 (D)
**Panthers, 29-10 (C)

2005—Cowboys, 24-20 (C)
2006—Cowboys, 35-14 (C)
2007—Cowboys, 20-13 (C)
2009—Cowboys, 21-7 (D)
2012—Cowboys, 19-14 (C)
2015—Panthers, 33-14 (D)
2018—Panthers, 16-8 (C)

(RS Pts.—Cowboys 235, Panthers 206)
(PS Pts.—Panthers 55, Cowboys 27)

*NFC Divisional Playoff

*NFC First-Round Playoff

CAROLINA vs. DENVER

RS: Broncos lead series, 5-1

PS: Broncos lead series, 1-0
1997—Broncos, 34-0 (D)
2004—Broncos, 20-17 (D)
2008—Panthers, 30-10 (C)
2012—Broncos, 36-14 (C)
2015—*Broncos, 24-10 (San Francisco)
2016—Broncos, 21-20 (D)
2020—Broncos, 32-27 (C)

(RS Pts.—Broncos 153, Panthers 108)

(PS Pts.—Panthers 24, Panthers 10)

*Super Bowl 50

CAROLINA vs. DETROIT

RS: Panthers lead series, 7-3

1999—Lions, 24-9 (C)
2002—Panthers, 31-7 (C)
2003—Panthers, 20-14 (C)
2005—Panthers, 21-20 (D)
2008—Panthers, 31-22 (C)
2011—Lions, 49-35 (D)
2014—Panthers, 24-7 (C)
2017—Panthers, 27-24 (D)
2018—Panthers, 20-19 (D)
2020—Panthers, 20-0 (C)

(RS Pts.—Panthers 237, Lions 187)

CAROLINA vs. GREEN BAY

RS: Packers lead series, 10-6

PS: Packers lead series, 1-0
1996—*Packers, 30-13 (GB)
1997—Packers, 31-10 (C)
1998—Packers, 37-30 (C)
1999—Panthers, 33-31 (GB)
2000—Panthers, 31-14 (C)
2001—Packers, 28-7 (C)

2002—Packers, 17-14 (GB)

2004—Packers, 24-14 (C)

2005—Panthers, 32-29 (C)

2007—Packers, 31-17 (GB)

2008—Panthers, 35-31 (GB)

2011—Packers, 30-23 (C)

2014—Packers, 38-17 (GB)

2015—Panthers, 37-29 (C)

2017—Panthers, 31-24 (C)

2019—Packers, 24-16 (GB)

2020—Packers, 24-16 (GB)

(RS Pts.—Packers 442, Panthers 363)

(PS Pts.—Packers 30, Panthers 13)

*NFC Championship

CAROLINA vs. HOUSTON

RS: Panthers lead series, 3-2

2003—Texans, 14-10 (H)
2007—Texans, 34-21 (C)
2011—Panthers, 28-13 (H)
2015—Panthers, 24-17 (C)
2019—Panthers, 16-10 (H)
(RS Pts.—Panthers 99, Texans 88)

CAROLINA vs. INDIANAPOLIS

RS: Panthers lead series, 5-2

1995—Panthers, 13-10 (C)
1998—Panthers, 27-19 (I)
2003—Panthers, 23-20 (I) OT
2007—Colts, 31-7 (C)
2011—Panthers, 27-19 (I)
2015—Panthers, 29-26 (C) OT
2019—Colts, 38-6 (I)

(RS Pts.—Colts 163, Panthers 132)

CAROLINA vs. JACKSONVILLE

RS: Panthers lead series, 4-3

1996—Jaguars, 24-14 (J)
1999—Jaguars, 22-20 (C)
2003—Panthers, 24-23 (C)
2007—Jaguars, 37-6 (J)
2011—Panthers, 16-10 (C)
2015—Panthers, 20-9 (J)
2019—Panthers, 34-27 (C)
(RS Pts.—Jaguars 152, Panthers 134)

CAROLINA vs. KANSAS CITY

RS: Chiefs lead series, 5-2

1997—Chiefs, 35-14 (C)
2000—Chiefs, 15-14 (KC)
2004—Panthers, 28-17 (KC)
2008—Panthers, 34-0 (C)
2012—Chiefs, 27-21 (KC)
2016—Chiefs, 20-17 (C)
2020—Chiefs, 33-31 (KC)
(RS Pts.—Panthers 159, Chiefs 147)

CAROLINA vs. *LAS VEGAS

RS: Raiders lead series, 4-3

1997—Panthers, 38-14 (C)
2000—Raiders, 52-9 (O)
2004—Raiders, 27-24 (C)
2008—Panthers, 17-6 (O)
2012—Panthers, 17-6 (C)
2016—Raiders, 35-32 (O)
2020—Raiders, 34-30 (C)
(RS Pts.—Raiders 174, Panthers 167)

*Franchise in Oakland from 1995-2019

CAROLINA vs. *L.A. CHARGERS

RS: Panthers lead series, 6-1

1997—Panthers, 26-7 (SD)
2000—Panthers, 30-22 (C)
2004—Chargers, 17-6 (C)
2008—Panthers, 26-24 (SD)
2012—Panthers, 31-7 (SD)
2016—Panthers, 28-16 (C)
2020—Panthers, 21-16 (LA)
(RS Pts.—Panthers 168, Chargers 109)
*Franchise in San Diego from 1961-2016

CAROLINA vs. **L.A. RAMS

RS: Panthers lead series, 12-9

PS: Panthers lead series, 1-0

1995—Rams, 31-10 (C)

Rams, 28-17 (StL)

1996—Panthers, 45-13 (C)

Panthers, 20-10 (StL)

1997—Panthers, 16-10 (StL)

Rams, 30-18 (C)

1998—Panthers, 24-20 (StL)

Panthers, 20-13 (C)

1999—Rams, 35-10 (StL)

Rams, 34-21 (C)

2000—Panthers, 27-24 (StL)

Panthers, 16-3 (C)

2001—Rams, 48-14 (StL)

Rams, 38-32 (C)

2003—*Panthers, 29-23 (StL) 2OT

2004—Panthers, 20-7 (C)

2006—Panthers, 15-0 (C)

2007—Panthers, 27-13 (StL)

2010—Rams, 20-10 (StL)

2013—Panthers, 30-15 (C)

2016—Panthers, 13-10 (LA)

2019—Rams, 30-27 (C)

(RS Pts.—Panthers 432, Rams 432)

(PS Pts.—Panthers 29, Rams 23)

*NFC Divisional Playoff

**Franchise in St. Louis from 1995-2015

CAROLINA vs. MIAMI

RS: Dolphins lead series, 4-2

1998—Dolphins, 13-9 (C)
2001—Dolphins, 23-6 (M)
2005—Dolphins, 27-24 (M)
2009—Dolphins, 24-17 (C)
2013—Panthers, 20-16 (M)
2017—Panthers, 45-21 (C)

(RS Pts.—Dolphins 124, Panthers 121)

CAROLINA vs. MINNESOTA

RS: Vikings lead series, 9-6

1996—Vikings, 14-12 (M)
1997—Vikings, 21-14 (M)
2000—Vikings, 31-17 (M)
2001—Panthers, 24-13 (M)
2002—Panthers, 21-14 (M)
2005—Panthers, 38-13 (C)
2006—Vikings, 16-13 (M) OT
2008—Vikings, 20-10 (M)
2009—Panthers, 26-7 (C)
2011—Vikings, 24-21 (C)
2013—Panthers, 35-10 (M)
2014—Vikings, 31-13 (M)
2016—Vikings, 22-10 (C)
2017—Panthers, 31-24 (C)
2020—Vikings, 28-27 (M)

(RS Pts.—Panthers 312, Vikings 288)

CAROLINA vs. NEW ENGLAND

RS: Panthers lead series, 4-2

PS: Patriots lead series, 1-0
1995—Panthers, 20-17 (NE) OT
2001—Patriots, 38-6 (C)
2003—*Patriots, 32-29 (Houston)
2005—Panthers, 27-17 (C)
2009—Patriots, 20-10 (NE)
2013—Panthers, 24-20 (C)
2017—Panthers, 33-30 (NE)
(RS Pts.—Patriots 142, Panthers 120)
(PS Pts.—Patriots 32, Panthers 29)

*Super Bowl XXXVIII

CAROLINA vs. NEW ORLEANS

RS: Saints lead series, 27-25

PS: Saints lead series, 1-0
1995—Panthers, 20-3 (C)
Saints, 34-26 (NO)
1996—Panthers, 22-20 (NO)
Panthers, 19-7 (C)
1997—Panthers, 13-0 (NO)
Saints, 16-13 (C)
1998—Saints, 19-14 (NO)
Panthers, 31-17 (C)

ALL-TIME TEAM VS. TEAM RESULTS

1999—Saints, 19-10 (NO)
Panthers, 45-13 (C)
2000—Saints, 24-6 (NO)
Saints, 20-10 (C)
2001—Saints, 27-25 (C)
Saints, 27-23 (NO)
2002—Saints, 34-24 (C)
Panthers, 10-6 (NO)
2003—Panthers, 19-13 (C)
Panthers, 23-20 (NO) OT
2004—Panthers, 32-21 (NO)
Saints, 21-18 (C)
2005—Saints, 23-20 (C)
Panthers, 27-10 (Baton Rouge)
2006—Panthers, 21-18 (C)
Panthers, 31-21 (NO)
2007—Panthers, 16-13 (NO)
Saints, 31-6 (C)
2008—Panthers, 30-7 (C)
Panthers, 33-31 (NO)
2009—Saints, 30-20 (NO)
Panthers, 23-10 (C)
2010—Saints, 16-14 (NO)
Saints, 34-3 (C)
2011—Saints, 30-27 (C)
Saints, 45-17 (NO)
2012—Panthers, 35-27 (C)
Panthers, 44-38 (NO)
2013—Saints, 31-13 (NO)
Panthers, 17-13 (C)
2014—Saints, 28-10 (C)
Panthers, 41-10 (NO)
2015—Panthers, 27-22 (C)
Panthers, 41-38 (NO)
2016—Saints, 41-38 (NO)
Panthers, 23-20 (C)
2017—Saints, 34-13 (C)
Saints, 31-21 (NO)
*Saints, 31-26 (NO)
2018—Saints, 12-9 (C)
Panthers, 33-14 (NO)
2019—Saints, 34-31 (NO)
Saints, 42-10 (C)
2020—Saints, 27-24 (NO)
Saints, 33-7 (C)

(RS Pts.—Saints 1,175, Panthers 1,128)
(PS Pts.—Saints 31, Panthers 26)

NFC First-Round Playoff*CAROLINA vs. N.Y. GIANTS**

RS: Panthers lead series, 6-4
PS: Panthers lead series, 1-0
1996—Panthers, 27-17 (C)
2003—Panthers, 37-24 (NY)
2005—*Panthers, 23-0 (NY)
2006—Giants, 27-13 (C)
2008—Giants, 34-28 (NY) OT
2009—Panthers, 41-9 (NY)
2010—Giants, 31-18 (NY)
2012—Giants, 36-7 (C)
2013—Panthers, 38-0 (C)
2015—Panthers, 38-35 (NY)
2018—Panthers, 33-31 (C)

(RS Pts.—Panthers 280, Giants 244)

(PS Pts.—Panthers 23, Giants 0)

NFC First-Round Playoff*CAROLINA vs. N.Y. JETS**

RS: Panthers lead series, 4-3
1995—Panthers, 26-15 (C)
1998—Jets, 48-21 (NY)
2001—Jets, 13-12 (C)
2005—Panthers, 30-3 (C)
2009—Jets, 17-6 (NY)
2013—Panthers, 30-20 (C)
2017—Panthers, 35-27 (NY)
(RS Pts.—Panthers 160, Jets 143)

CAROLINA vs. PHILADELPHIA

RS: Eagles lead series, 7-4
PS: Panthers lead series, 1-0
1996—Eagles, 20-9 (P)
1999—Panthers, 33-7 (C)
2003—Eagles, 25-16 (C)
*Panthers, 14-3 (P)
2004—Eagles, 30-8 (P)
2006—Eagles, 27-24 (P)
2009—Eagles, 38-10 (C)
2012—Panthers, 30-22 (P)
2014—Eagles, 45-21 (P)
2015—Panthers, 27-16 (C)
2017—Eagles, 28-23 (C)
2018—Panthers, 21-17 (P)
(RS Pts.—Eagles 275, Panthers 222)
(PS Pts.—Panthers 14, Eagles 3)

NFC Championship*CAROLINA vs. PITTSBURGH**

RS: Steelers lead series, 6-1
1996—Panthers, 18-14 (C)
1999—Steelers, 30-20 (P)
2002—Steelers, 30-14 (P)
2006—Steelers, 37-3 (C)
2010—Steelers, 27-3 (P)
2014—Steelers, 37-19 (C)
2018—Steelers, 52-21 (P)
(RS Pts.—Steelers 227, Panthers 98)

CAROLINA vs. SAN FRANCISCO

RS: Panthers lead series, 13-8

PS: 49ers lead series, 1-0

1995—Panthers, 13-7 (SF)

49ers, 31-10 (C)

1996—Panthers, 23-7 (C)

Panthers, 30-24 (SF)

1997—49ers, 34-21 (C)

49ers, 27-19 (SF)

1998—49ers, 25-23 (SF)

49ers, 31-28 (C) OT

1999—Panthers, 31-29 (SF)

Panthers, 41-24 (C)

2000—Panthers, 38-22 (SF)

Panthers, 34-16 (C)

2001—49ers, 24-14 (SF)

49ers, 25-22 (C) OT

2004—Panthers, 37-27 (SF)

2007—Panthers, 31-14 (C)

2010—Panthers, 23-20 (C)

2013—Panthers, 10-9 (SF)

*49ers, 23-10 (C)

2016—Panthers, 46-27 (C)

2017—Panthers, 23-3 (SF)

2019—49ers, 51-13 (SF)

(RS Pts.—Panthers 530, 49ers 477)

(PS Pts.—49ers 23, Panthers 10)

NFC Divisional Playoff*CAROLINA vs. SEATTLE**

RS: Seahawks lead series, 8-3

PS: Seahawks lead series, 2-1

2000—Panthers, 26-3 (C)

2004—Seahawks, 23-17 (S)

2005—*Seahawks, 34-14 (S)

2007—Panthers, 13-10 (C)

2010—Seahawks, 31-14 (S)

2012—Seahawks, 16-12 (C)

2013—Seahawks, 12-7 (C)

2014—Seahawks, 13-9 (C)

**Seahawks, 31-17 (S)

2015—Panthers, 27-23 (S)

**Panthers, 31-24 (C)

2016—Seahawks, 40-7 (S)

2018—Seahawks, 30-27 (C)

2019—Seahawks, 30-24 (C)

(RS Pts.—Seahawks 231, Panthers 183)

(PS Pts.—Seahawks 89, Panthers 62)

NFC Championship**NFC Divisional Playoff****CAROLINA vs. TAMPA BAY**

RS: Panthers lead series, 24-17
1995—Buccaneers, 20-13 (C)
1996—Panthers, 24-0 (C)
1998—Buccaneers, 16-13 (TB)
2002—Buccaneers, 12-9 (C)
Buccaneers, 23-10 (TB)
2003—Panthers, 12-9 (TB) OT
Panthers, 27-24 (C)
2004—Panthers, 21-14 (C)
Panthers, 37-20 (TB)
2005—Panthers, 34-14 (TB)
Buccaneers, 20-10 (C)
2006—Panthers, 26-24 (TB)
Panthers, 24-10 (C)
2007—Buccaneers, 20-7 (C)
Panthers, 31-23 (TB)
2008—Buccaneers, 27-3 (TB)
Panthers, 38-23 (C)
2009—Panthers, 28-21 (TB)
Panthers, 16-6 (C)
2010—Buccaneers, 20-7 (C)
Buccaneers, 31-16 (TB)
2011—Panthers, 38-19 (TB)
Panthers, 48-16 (C)
2012—Buccaneers, 16-10 (TB)
Buccaneers, 27-21 (C) OT
2013—Panthers, 31-13 (TB)
Panthers, 27-6 (C)
2014—Panthers, 20-14 (TB)
Panthers, 19-17 (C)
2015—Panthers, 37-23 (TB)
Panthers, 38-10 (C)
2016—Buccaneers, 17-14 (C)
Buccaneers, 17-16 (TB)
2017—Panthers, 17-3 (TB)
Panthers, 22-19 (C)
2018—Panthers, 42-28 (C)
Buccaneers, 24-17 (TB)
2019—Buccaneers, 20-14 (C)
Panthers, 37-26 (London)
2020—Buccaneers, 31-17 (TB)
Buccaneers, 46-23 (C)
(RS Pts.—Panthers 914, Buccaneers 769)

CAROLINA vs. *TENNESSEE

RS: Series tied, 3-3

1996—Panthers, 31-6 (H)

2003—Titans, 37-17 (C)

2007—Titans, 20-7 (T)

2011—Titans, 30-3 (C)

2015—Panthers, 27-10 (T)

2019—Panthers, 30-20 (C)

(RS Pts.—Titans 123, Panthers 115)

*Franchise in Houston prior to 1997; known as Oilers prior to 1999

CAROLINA vs. *WASHINGTON

RS: Washington leads series, 9-7

1995—Redskins, 20-17 (W)

1997—Redskins, 24-10 (C)

1998—Redskins, 28-25 (C)

1999—Redskins, 38-36 (W)

2000—Redskins, 20-17 (W)

2001—Redskins, 17-14 (W) OT

2003—Panthers, 20-17 (C)

2006—Redskins, 17-13 (W)

2009—Panthers, 20-17 (C)

2011—Panthers, 33-20 (C)

2012—Panthers, 21-13 (W)

2015—Panthers, 44-16 (C)

2016—Panthers, 26-15 (W)

2018—Redskins, 23-17 (W)

2019—Redskins, 29-21 (C)

2020—Panthers, 20-13 (W)

(RS Pts.—Panthers 354, Washington 327)

*Franchise known as Redskins prior to 2020

ALL-TIME TEAM VS. TEAM RESULTS**CHICAGO vs. ARIZONA**

RS: Bears lead series, 57-28-6;

See Arizona vs. Chicago

CHICAGO vs. ATLANTA

RS: Bears lead series, 15-13;

See Atlanta vs. Chicago

CHICAGO vs. BALTIMORE

RS: Bears lead series, 4-2;

See Baltimore vs. Chicago

CHICAGO vs. BUFFALO

RS: Bears lead series, 8-5;

See Buffalo vs. Chicago

CHICAGO vs. CAROLINA

RS: Bears lead series, 7-3

PS: Panthers lead series, 1-0;

See Carolina vs. Chicago

CHICAGO vs. CINCINNATI

RS: Bengals lead series, 6-5

1972—Bengals, 13-3 (Chi)

1980—Bengals, 17-14 (Chi) OT

1986—Bears, 44-7 (Cin)

1989—Bears, 17-14 (Chi)

1992—Bengals, 31-28 (Chi) OT

1995—Bengals, 16-10 (Cin)

2001—Bears, 24-0 (Cin)

2005—Bengals, 24-7 (Chi)

2009—Bengals, 45-10 (Cin)

2013—Bears, 24-21 (Chi)

2017—Bears, 33-7 (Cin)

(RS Pts.—Bears 214, Bengals 195)

CHICAGO vs. CLEVELAND

RS: Browns lead series, 9-7

1951—Browns, 42-21 (Cle)

1954—Browns, 39-10 (Chi)

1960—Browns, 42-0 (Cle)

1961—Bears, 17-14 (Chi)

1967—Browns, 24-0 (Cle)

1969—Browns, 28-24 (Chi)

1972—Bears, 17-0 (Cle)

1980—Browns, 27-21 (Cle)

1986—Bears, 41-31 (Chi)

1989—Browns, 27-7 (Cle)

1992—Browns, 27-14 (Cle)

2001—Bears, 27-21 (Chi) OT

2005—Browns, 20-10 (Cle)

2009—Bears, 30-6 (Chi)

2013—Bears, 38-31 (Cle)

2017—Bears, 20-3 (Chi)

(RS Pts.—Browns 382, Bears 297)

CHICAGO vs. DALLAS

RS: Cowboys lead series, 13-12

PS: Cowboys lead series, 2-0

1960—Bears, 17-7 (C)

1962—Bears, 34-33 (D)

1964—Cowboys, 24-10 (C)

1968—Cowboys, 34-3 (C)

1971—Bears, 23-19 (C)

1973—Cowboys, 20-17 (C)

1976—Cowboys, 31-21 (D)

1977—*Cowboys, 37-7 (D)

1979—Cowboys, 24-20 (D)

1981—Cowboys, 10-9 (D)

1984—Cowboys, 23-14 (C)

1985—Bears, 44-0 (D)

1986—Bears, 24-10 (D)

1988—Bears, 17-7 (C)

1991—**Cowboys, 17-13 (C)

1992—Cowboys, 27-14 (D)

1996—Bears, 22-6 (C)

1997—Cowboys, 27-3 (D)

1998—Bears, 13-12 (C)

2004—Cowboys, 21-7 (D)

2007—Cowboys, 34-10 (C)

2010—Bears, 27-20 (D)

2012—Bears, 34-18 (D)

2013—Bears, 45-28 (C)

2014—Cowboys, 41-28 (C)

2016—Cowboys, 31-17 (D)

2019—Bears, 31-24 (C)

(RS Pts.—Cowboys 531, Bears 504)

(PS Pts.—Cowboys 54, Bears 20)

*NFC Divisional Playoff

**NFC First-Round Playoff

CHICAGO vs. DENVER

RS: Series tied, 8-8

1971—Broncos, 6-3 (D)

1973—Bears, 33-14 (D)

1976—Broncos, 28-14 (C)

1978—Broncos, 16-7 (D)

1981—Bears, 35-24 (C)

1983—Bears, 31-14 (C)

1984—Bears, 27-0 (C)

1987—Broncos, 31-29 (D)

1990—Bears, 16-13 (D) OT

1993—Broncos, 13-3 (C)

1996—Broncos, 17-12 (D)

2003—Bears, 19-10 (D)

2007—Bears, 37-34 (C) OT

2011—Broncos, 13-10 (D) OT

2015—Broncos, 17-15 (C)

2019—Bears, 16-14 (D)

(RS Pts.—Bears 307, Broncos 264)

CHICAGO vs. *DETROIT

RS: Bears lead series, 102-75-5

1930—Spartans, 7-6 (P)

Bears, 14-6 (C)

1931—Bears, 9-6 (C)

Spartans, 3-0 (P)

1932—Tie, 13-13 (C)

Tie, 7-7 (P)

Bears, 9-0 (C)

1933—Bears, 17-14 (C)

Bears, 17-7 (P)

1934—Bears, 19-16 (D)

Bears, 10-7 (C)

1935—Tie, 20-20 (C)

Lions, 14-2 (D)

1936—Bears, 12-10 (C)

Lions, 13-7 (D)

1937—Bears, 28-20 (C)

Bears, 13-0 (D)

1938—Lions, 13-7 (C)

Lions, 14-7 (D)

1939—Lions, 10-0 (C)

Bears, 23-13 (D)

1940—Bears, 7-0 (C)

Lions, 17-14 (D)

1941—Bears, 49-0 (C)

Bears, 24-7 (D)

1942—Bears, 16-0 (C)

Bears, 42-0 (D)

1943—Bears, 27-21 (D)

Bears, 35-14 (C)

1944—Tie, 21-21 (C)

Lions, 41-21 (D)

1945—Lions, 16-10 (D)

Lions, 35-28 (C)

1946—Bears, 42-6 (C)

Bears, 45-24 (D)

1947—Bears, 33-24 (C)

Bears, 34-14 (D)

1948—Bears, 28-0 (C)

Bears, 42-14 (D)

1949—Bears, 27-24 (C)

Bears, 28-7 (D)

1950—Bears, 35-21 (D)

Bears, 6-3 (C)

1951—Bears, 28-23 (D)

Lions, 41-28 (C)

1952—Bears, 24-23 (C)

Lions, 45-21 (D)

1953—Lions, 20-16 (C)

Lions, 13-7 (D)

1954—Lions, 48-23 (D)

Bears, 28-24 (C)

1955—Bears, 24-14 (D)

Bears, 21-20 (C)

1956—Lions, 42-10 (D)

Bears, 38-21 (C)

1957—Bears, 27-7 (D)

Lions, 21-13 (C)

1958—Bears, 20-7 (D)

Bears, 21-16 (C)

1959—Bears, 24-14 (D)

Bears, 25-14 (C)

1960—Bears, 28-7 (C)

Lions, 36-0 (D)

1961—Bears, 31-17 (D)

Lions, 16-15 (C)

1962—Lions, 11-3 (D)

Bears, 3-0 (C)

1963—Bears, 37-21 (D)

Bears, 24-14 (C)

1964—Lions, 10-0 (C)

Bears, 27-24 (D)

1965—Bears, 38-10 (C)

Bears, 17-10 (D)

1966—Lions, 14-3 (D)

Tie, 10-10 (C)

1967—Bears, 14-3 (C)

Bears, 27-13 (D)

1968—Lions, 42-0 (D)

Lions, 28-10 (C)

1969—Lions, 13-7 (D)

Lions, 20-3 (C)

1970—Lions, 28-14 (D)

Lions, 16-10 (C)

1971—Bears, 28-23 (D)

Lions, 28-3 (C)

1972—Lions, 38-24 (C)

Lions, 14-0 (D)

1973—Lions, 30-7 (C)

Lions, 40-7 (D)

1974—Bears, 17-9 (C)

Lions, 34-17 (D)

1975—Lions, 27-7 (D)

Bears, 25-21 (C)

1976—Bears, 10-3 (C)

Lions, 14-10 (D)

1977—Bears, 30-20 (C)

Bears, 31-14 (D)

1978—Bears, 19-0 (D)

Lions, 21-17 (C)

1979—Bears, 35-7 (C)

Lions, 20-0 (D)

1980—Bears, 24-7 (C)

Bears, 23-17 (D) OT

1981—Lions, 48-17 (D)

Lions, 23-7 (C)

1982—Lions, 17-10 (D)

Bears, 20-17 (C)

1983—Lions, 31-17 (D)

Lions, 38-17 (C)

1984—Bears, 16-14 (C)

Bears, 30-13 (D)

1985—Bears, 24-3 (C)

Bears, 37-17 (D)

1986—Bears, 13-7 (C)

Bears, 16-13 (D)

1987—Bears, 30-10 (C)

1988—Bears, 24-7 (D)

Bears, 13-12 (C)

1989—Bears, 47-27 (D)

Lions, 27-17 (C)

1990—Bears, 23-17 (C) OT

Lions, 38-21 (D)

1991—Bears, 20-10 (C)

Lions, 16-6 (D)

1992—Bears, 27-24 (C)

Lions, 16-3 (D)

1993—Bears, 10-6 (D)

Lions, 20-14 (C)

ALL-TIME TEAM VS. TEAM RESULTS

1994—Lions, 21-16 (D) Bears, 20-10 (C)	1930—Packers, 7-0 (GB) Packers, 13-12 (C) Bears, 21-0 (C)	1966—Packers, 17-0 (C) Packers, 13-6 (GB)
1995—Lions, 24-17 (C) Lions, 27-7 (D)	1931—Packers, 7-0 (GB) Packers, 6-2 (C) Bears, 7-6 (C)	1967—Packers, 13-10 (GB) Packers, 17-13 (C)
1996—Lions, 35-16 (D) Bears, 31-14 (C)	1932—Tie, 0-0 (GB) Packers, 2-0 (C) Bears, 9-0 (C)	1968—Bears, 13-10 (GB) Packers, 28-27 (C)
1997—Lions, 32-7 (C) Lions, 55-20 (D)	1933—Bears, 14-7 (GB) Bears, 10-7 (C) Bears, 7-6 (C)	1969—Packers, 17-0 (GB) Packers, 21-3 (C)
1998—Bears, 31-27 (C) Lions, 26-3 (D)	1934—Bears, 24-10 (GB) Bears, 27-14 (C)	1970—Packers, 20-19 (GB) Bears, 35-17 (C)
1999—Lions, 21-17 (D) Bears, 28-10 (C)	1935—Packers, 7-0 (GB) Packers, 17-14 (C)	1971—Packers, 17-14 (C) Packers, 31-10 (GB)
2000—Lions, 21-14 (C) Bears, 23-20 (D)	1936—Bears, 30-3 (GB) Packers, 21-10 (C)	1972—Packers, 20-17 (GB) Packers, 23-17 (C)
2001—Bears, 13-10 (C) Bears, 24-0 (D)	1937—Bears, 14-2 (GB) Packers, 24-14 (C)	1973—Bears, 31-17 (GB) Packers, 21-0 (C)
2002—Lions, 23-20 (D) OT Bears, 20-17 (C) OT	1938—Bears, 2-0 (GB) Packers, 24-17 (C)	1974—Bears, 10-9 (C) Packers, 20-3 (Mil)
2003—Bears, 24-16 (C) Lions, 12-10 (D)	1939—Packers, 21-16 (GB) Bears, 30-27 (C)	1975—Bears, 27-14 (C) Packers, 28-7 (GB)
2004—Lions, 20-16 (C) Lions, 19-13 (D)	1940—Bears, 41-10 (GB) Bears, 14-7 (C)	1976—Bears, 24-13 (C) Bears, 16-10 (GB)
2005—Bears, 38-6 (C) Bears, 19-13 (D) OT	1941—Bears, 25-17 (GB) Packers, 16-14 (C) **Bears, 33-14 (C)	1977—Bears, 26-0 (GB) Bears, 21-10 (C)
2006—Bears, 34-7 (C) Bears, 26-21 (D)	1942—Bears, 44-28 (GB) Bears, 38-7 (C)	1978—Packers, 24-14 (GB) Bears, 14-0 (C)
2007—Lions, 37-27 (D) Lions, 16-7 (C)	1943—Tie, 21-21 (GB) Bears, 21-7 (C)	1979—Bears, 6-3 (C) Bears, 15-14 (GB)
2008—Bears, 34-7 (D) Bears, 27-23 (C)	1944—Packers, 42-28 (GB) Bears, 21-0 (C)	1980—Packers, 12-6 (GB) OT Bears, 61-7 (C)
2009—Bears, 48-24 (C) Bears, 37-23 (D)	1945—Packers, 31-21 (GB) Bears, 28-24 (C)	1981—Packers, 16-9 (C) Packers, 21-17 (GB)
2010—Bears, 19-14 (C) Bears, 24-20 (D)	1946—Bears, 30-7 (GB) Bears, 10-7 (C)	1983—Packers, 31-28 (GB) Bears, 23-21 (C)
2011—Lions, 24-13 (D) Bears, 37-13 (C)	1947—Packers, 29-20 (GB) Bears, 20-17 (C)	1984—Bears, 9-7 (GB) Packers, 20-14 (C)
2012—Bears, 13-7 (C) Bears, 26-24 (D)	1948—Bears, 45-7 (GB) Bears, 7-6 (C)	1985—Bears, 23-7 (C) Bears, 16-10 (GB)
2013—Lions, 40-32 (D) Lions, 21-19 (C)	1949—Bears, 17-0 (GB) Bears, 24-3 (C)	1986—Bears, 25-12 (GB) Bears, 12-10 (C)
2014—Lions, 34-17 (D) Lions, 20-14 (C)	1950—Packers, 31-21 (GB) Bears, 28-14 (C)	1987—Bears, 26-24 (GB) Bears, 23-10 (C)
2015—Lions, 37-34 (D) OT Lions, 24-20 (C)	1951—Bears, 31-20 (GB) Bears, 24-13 (C)	1988—Bears, 24-6 (GB) Bears, 16-0 (C)
2016—Bears, 17-14 (C) Lions, 20-17 (D)	1952—Bears, 24-14 (GB) Packers, 41-28 (C)	1989—Packers, 14-13 (GB) Packers, 40-28 (C)
2017—Lions, 27-24 (C) Lions, 20-10 (D)	1953—Bears, 17-13 (GB) Tie, 21-21 (C)	1990—Bears, 31-13 (GB) Bears, 27-13 (C)
2018—Bears, 34-22 (C) Bears, 23-16 (D)	1954—Bears, 10-3 (GB) Bears, 28-23 (C)	1991—Bears, 10-0 (GB) Bears, 27-13 (C)
2019—Bears, 20-13 (C) Bears, 24-20 (D)	1955—Packers, 24-3 (GB) Bears, 52-31 (C)	1992—Bears, 30-10 (GB) Packers, 17-3 (C)
2020—Bears, 27-23 (D) Lions, 34-30 (C)	1956—Bears, 37-21 (GB) Bears, 38-14 (C)	1993—Packers, 17-3 (GB) Bears, 30-17 (C)
(RS Pts.—Bears 3,567, Lions 3,280) <i>*Franchise in Portsmouth prior to 1934 and known as the Spartans</i>	1957—Packers, 21-17 (GB) Bears, 21-14 (C)	1994—Packers, 33-6 (C) Packers, 40-3 (GB)
*CHICAGO vs. GREEN BAY RS: Packers lead series, 100-94-6 PS: Series tied, 1-1	1958—Bears, 34-20 (GB) Bears, 24-10 (C)	1995—Packers, 27-24 (C) Packers, 35-28 (GB)
1921—Staleys, 20-0 (C)	1959—Packers, 9-6 (GB) Bears, 28-17 (C)	1996—Packers, 37-6 (C) Packers, 28-17 (GB)
1923—Bears, 3-0 (GB)	1960—Bears, 17-14 (GB) Packers, 41-13 (C)	1997—Packers, 38-24 (GB) Packers, 24-23 (C)
1924—Bears, 3-0 (C)	1961—Packers, 24-0 (GB) Packers, 31-28 (C)	1998—Packers, 26-20 (GB) Packers, 16-13 (C)
1925—Packers, 14-10 (GB) Bears, 21-0 (C)	1962—Packers, 49-0 (GB) Packers, 38-7 (C)	1999—Bears, 14-13 (GB) Packers, 35-19 (C)
1926—Tie, 6-6 (GB) Bears, 19-13 (C) Tie, 3-3 (C)	1963—Bears, 10-3 (GB) Bears, 26-7 (C)	2000—Bears, 27-24 (GB) Packers, 28-6 (C)
1927—Bears, 7-6 (GB) Bears, 14-6 (C)	1964—Packers, 23-12 (GB) Packers, 17-3 (C)	2001—Packers, 20-12 (C) Packers, 17-7 (GB)
1928—Tie, 12-12 (GB) Packers, 16-6 (C) Packers, 6-0 (C)	1965—Packers, 23-14 (GB) Bears, 31-10 (C)	2002—Packers, 34-21 (C) Packers, 30-20 (GB)
1929—Packers, 23-0 (GB) Packers, 14-0 (C) Packers, 25-0 (C)		2003—Packers, 38-23 (C) Packers, 34-21 (GB)
		2004—Bears, 21-10 (GB) Packers, 31-14 (C)
		2005—Bears, 19-7 (C) Bears, 24-17 (GB)

ALL-TIME TEAM VS. TEAM RESULTS

2006—Bears, 26-0 (GB)
Packers, 26-7 (C)

2007—Bears, 27-20 (GB)
Bears, 35-7 (C)

2008—Packers, 37-3 (GB)
Bears, 20-17 (C) OT

2009—Packers, 21-15 (GB)
Packers, 21-14 (C)

2010—Bears, 20-17 (C)
Packers, 10-3 (GB)
***Packers, 21-14 (C)

2011—Packers, 27-17 (C)
Packers, 35-21 (GB)

2012—Packers, 23-10 (GB)
Packers, 21-13 (C)

2013—Bears, 27-20 (GB)
Packers, 33-28 (C)

2014—Packers, 38-17 (C)
Packers, 55-14 (GB)

2015—Packers, 31-23 (C)
Bears, 17-13 (GB)

2016—Packers, 26-10 (GB)
Packers, 30-27 (C)

2017—Packers, 35-14 (GB)
Packers, 23-16 (C)

2018—Packers, 24-23 (GB)
Bears, 24-17 (C)

2019—Packers, 10-3 (C)
Packers, 21-13 (GB)

2020—Packers, 41-25 (GB)
Packers, 35-16 (C)
(RS Pts.—Packers 3,506, Bears 3,418)
(PS Pts.—Bears 47, Packers 35)
**Bears known as Staleys prior to 1922*
***Division Playoff*
****NFC Championship*

CHICAGO vs. HOUSTON
RS: Texans lead series, 4-1
2004—Texans, 24-5 (C)
2008—Texans, 31-24 (H)
2012—Texans, 13-6 (C)
2016—Texans, 23-14 (H)
2020—Bears, 36-7 (C)
(RS Pts.—Texans 98, Bears 85)

CHICAGO vs. *INDIANAPOLIS
RS: Colts lead series, 24-19
PS: Colts lead series, 1-0
1953—Colts, 13-9 (B)
Colts, 16-14 (C)
1954—Bears, 28-9 (C)
Bears, 28-13 (B)
1955—Colts, 23-17 (B)
Bears, 38-10 (C)
1956—Colts, 28-21 (B)
Bears, 58-27 (C)
1957—Colts, 21-10 (B)
Colts, 29-14 (C)
1958—Colts, 51-38 (B)
Colts, 17-0 (C)
1959—Bears, 26-21 (B)
Colts, 21-7 (C)
1960—Colts, 42-7 (B)
Colts, 24-20 (C)
1961—Bears, 24-10 (C)
Bears, 21-20 (B)
1962—Bears, 35-15 (C)
Bears, 57-0 (B)
1963—Bears, 10-3 (C)
Bears, 17-7 (B)
1964—Colts, 52-0 (B)
Colts, 40-24 (C)
1965—Colts, 26-21 (C)
Bears, 13-0 (B)
1966—Bears, 27-17 (C)
Colts, 21-16 (B)
1967—Colts, 24-3 (C)
1968—Colts, 28-7 (B)
1969—Colts, 24-21 (C)

1970—Colts, 21-20 (B)
1975—Colts, 35-7 (C)
1983—Colts, 22-19 (B) OT
1985—Bears, 17-10 (C)
1988—Bears, 17-13 (I)
1991—Bears, 31-17 (I)
2000—Bears, 27-24 (C)
2004—Colts, 41-10 (C)
2006—**Colts, 29-17 (South Florida)
2008—Bears, 29-13 (I)
2012—Bears, 41-21 (C)
2016—Colts, 29-13 (I)
2020—Colts, 19-11 (C)
(RS Pts.—Colts 917, Bears 883)
(PS: Pts.—Colts 29, Bears 17)
**Franchise in Baltimore prior to 1984*
***Super Bowl XLI*

CHICAGO vs. JACKSONVILLE
RS: Bears lead series, 5-3
1995—Bears, 30-27 (J)
1998—Jaguars, 24-23 (C)
2001—Bears, 33-13 (C)
2004—Jaguars, 22-3 (J)
2008—Bears, 23-10 (C)
2012—Bears, 41-3 (J)
2016—Jaguars, 17-16 (C)
2020—Bears, 41-17 (J)
(RS Pts.—Bears 210, Jaguars 133)

CHICAGO vs. KANSAS CITY
RS: Bears lead series, 7-6
1973—Chiefs, 19-7 (KC)
1977—Bears, 28-27 (C)
1981—Bears, 16-13 (KC) OT
1987—Bears, 31-28 (C)
1990—Chiefs, 21-10 (C)
1993—Bears, 19-17 (KC)
1996—Chiefs, 14-10 (KC)
1999—Bears, 20-17 (C)
2003—Chiefs, 31-3 (KC)
2007—Bears, 20-10 (C)
2011—Chiefs, 10-3 (C)
2015—Bears, 18-17 (KC)
2019—Chiefs, 26-3 (C)
(RS Pts.—Chiefs 250, Bears 188)

CHICAGO vs. *LAS VEGAS
RS: Raiders lead series, 8-7
1972—Raiders, 28-21 (O)
1976—Raiders, 28-27 (C)
1978—Raiders, 25-19 (C) OT
1981—Bears, 23-6 (O)
1984—Bears, 17-6 (C)
1987—Bears, 6-3 (LA)
1990—Raiders, 24-10 (LA)
1993—Raiders, 16-14 (C)
1996—Bears, 19-17 (C)
1999—Raiders, 24-17 (O)
2003—Bears, 24-21 (C)
2007—Bears, 17-6 (O)
2011—Raiders, 25-20 (O)
2015—Bears, 22-20 (C)
2019—Raiders, 24-21 (London)
(RS Pts.—Bears 277, Raiders 273)
**Franchise in Los Angeles from 1982-94 and in Oakland from 1960-81 and from 1995-2019*

CHICAGO vs. *L.A. CHARGERS
RS: Bears lead series, 7-6
1970—Chargers, 20-7 (C)
1974—Chargers, 28-21 (SD)
1978—Chargers, 40-7 (SD)
1981—Bears, 20-17 (C) OT
1984—Chargers, 20-7 (SD)
1993—Bears, 16-13 (SD)
1996—Bears, 27-14 (C)
1999—Bears, 23-20 (SD) OT
2003—Bears, 20-7 (C)
2007—Chargers, 14-3 (SD)
2011—Bears, 31-20 (C)

2015—Bears, 22-19 (SD)
2019—Chargers, 17-16 (C)
(RS Pts.—Chargers 249, Bears 220)
**Franchise in San Diego from 1961-2016*

CHICAGO vs. *L.A. RAMS
RS: Bears lead series, 53-37-3
PS: Series tied, 1-1
1937—Bears, 20-2 (Cle)
Bears, 15-7 (C)
1938—Rams, 14-7 (C)
Rams, 23-21 (Cle)
1939—Bears, 30-21 (Cle)
Bears, 35-21 (C)
1940—Bears, 21-14 (Cle)
Bears, 47-25 (C)
1941—Bears, 48-21 (Cle)
Bears, 31-13 (C)
1942—Bears, 21-7 (Cle)
Bears, 47-0 (C)
1944—Rams, 19-7 (Cle)
Bears, 28-21 (C)
1945—Rams, 17-0 (Cle)
Rams, 41-21 (C)
1946—Tie, 28-28 (C)
Bears, 27-21 (LA)
1947—Bears, 41-21 (LA)
Rams, 17-14 (C)
1948—Bears, 42-21 (C)
Bears, 21-6 (LA)
1949—Rams, 31-16 (C)
Rams, 27-24 (LA)
1950—Bears, 24-20 (LA)
Bears, 24-14 (C)
**Rams, 24-14 (LA)
1951—Rams, 42-17 (C)
1952—Rams, 31-7 (LA)
Rams, 40-24 (C)
1953—Rams, 38-24 (LA)
Bears, 24-21 (C)
1954—Rams, 42-38 (LA)
Bears, 24-13 (C)
1955—Bears, 31-20 (LA)
Bears, 24-3 (C)
1956—Bears, 35-24 (LA)
Bears, 30-21 (C)
1957—Bears, 34-26 (C)
Bears, 16-10 (LA)
1958—Bears, 31-10 (C)
Rams, 41-35 (LA)
1959—Rams, 28-21 (C)
Bears, 26-21 (LA)
1960—Bears, 34-27 (C)
Tie, 24-24 (LA)
1961—Bears, 21-17 (LA)
Bears, 28-24 (C)
1962—Bears, 27-23 (LA)
Bears, 30-14 (C)
1963—Bears, 52-14 (LA)
Bears, 6-0 (C)
1964—Bears, 38-17 (C)
Bears, 34-24 (LA)
1965—Rams, 30-28 (LA)
Bears, 31-6 (C)
1966—Rams, 31-17 (LA)
Bears, 17-10 (C)
1967—Rams, 28-17 (C)
1968—Bears, 17-16 (LA)
1969—Rams, 9-7 (C)
1971—Rams, 17-3 (LA)
1972—Tie, 13-13 (C)
1973—Rams, 26-0 (C)
1975—Rams, 38-10 (LA)
1976—Rams, 20-12 (LA)
1977—Bears, 24-23 (C)
1979—Bears, 27-23 (C)
1981—Rams, 24-7 (C)
1982—Bears, 34-26 (LA)
1983—Rams, 21-14 (LA)

ALL-TIME TEAM VS. TEAM RESULTS

1984—Rams, 29-13 (LA)
 1985—**Bears, 24-0 (C)
 1986—Rams, 20-17 (C)
 1988—Rams, 23-3 (LA)
 1989—Bears, 20-10 (C)
 1990—Bears, 38-9 (C)
 1993—Rams, 20-6 (LA)
 1994—Bears, 27-13 (C)
 1995—Rams, 34-28 (StL)
 1996—Bears, 35-9 (C)
 1997—Bears, 13-10 (StL)
 1998—Rams, 20-12 (C)
 1999—Rams, 34-12 (StL)
 2002—Rams, 21-16 (StL)
 2003—Rams, 23-21 (C)
 2006—Bears, 42-27 (StL)
 2008—Bears, 27-3 (StL)
 2009—Bears, 17-9 (C)
 2012—Bears, 23-6 (C)
 2013—Rams, 42-21 (StL)
 2015—Bears, 37-13 (StL)
 2018—Bears, 15-6 (C)
 2019—Rams, 17-7 (LA)
 2020—Rams, 24-10 (LA)
 (RS Pts.—Bears 2,133, Rams 1,870)
 (PS Pts.—Bears 38, Rams 24)
**Franchise in St. Louis from 1995-2015 and in Cleveland prior to 1946*
***Conference Playoff*
****NFC Championship*
CHICAGO vs. MIAMI
 RS: Dolphins lead series, 9-4
 1971—Dolphins, 34-3 (M)
 1975—Dolphins, 46-13 (C)
 1979—Dolphins, 31-16 (M)
 1985—Dolphins, 38-24 (M)
 1988—Bears, 34-7 (C)
 1991—Dolphins, 16-13 (C) OT
 1994—Bears, 17-14 (M)
 1997—Bears, 36-33 (M) OT
 2002—Dolphins, 27-9 (M)
 2006—Dolphins, 31-13 (C)
 2010—Bears, 16-0 (M)
 2014—Dolphins, 27-14 (C)
 2018—Dolphins, 31-28 (M) OT
 (RS Pts.—Dolphins 335, Bears 236)
CHICAGO vs. MINNESOTA
 RS: Vikings lead series, 61-56-2
 PS: Bears lead series, 1-0
 1961—Vikings, 37-13 (M)
 Bears, 52-35 (C)
 1962—Bears, 13-0 (M)
 Bears, 31-30 (C)
 1963—Bears, 28-7 (M)
 Tie, 17-17 (C)
 1964—Bears, 34-28 (M)
 Vikings, 41-14 (C)
 1965—Bears, 45-37 (M)
 Vikings, 24-17 (C)
 1966—Bears, 13-10 (M)
 Bears, 41-28 (C)
 1967—Bears, 17-7 (M)
 Tie, 10-10 (C)
 1968—Bears, 27-17 (M)
 Bears, 26-24 (C)
 1969—Vikings, 31-0 (C)
 Vikings, 31-14 (M)
 1970—Vikings, 24-0 (C)
 Vikings, 16-13 (M)
 1971—Bears, 20-17 (M)
 Vikings, 27-10 (C)
 1972—Bears, 13-10 (C)
 Vikings, 23-10 (M)
 1973—Vikings, 22-13 (C)
 Vikings, 31-13 (M)
 1974—Vikings, 11-7 (M)
 Vikings, 17-0 (C)

1975—Vikings, 28-3 (M)
 Vikings, 13-9 (C)
 1976—Vikings, 20-19 (M)
 Bears, 14-13 (C)
 1977—Vikings, 22-16 (M) OT
 Bears, 10-7 (C)
 1978—Vikings, 24-20 (C)
 Vikings, 17-14 (M)
 1979—Bears, 26-7 (C)
 Vikings, 30-27 (M)
 1980—Vikings, 34-14 (C)
 Vikings, 13-7 (M)
 1981—Vikings, 24-21 (M)
 Bears, 10-9 (C)
 1982—Vikings, 35-7 (M)
 1983—Vikings, 23-14 (C)
 Bears, 19-13 (M)
 1984—Bears, 16-7 (C)
 Bears, 34-3 (M)
 1985—Bears, 33-24 (M)
 Bears, 27-9 (C)
 1986—Bears, 23-0 (C)
 Vikings, 23-7 (M)
 1987—Bears, 27-7 (C)
 Bears, 30-24 (M)
 1988—Vikings, 31-7 (C)
 Vikings, 28-27 (M)
 1989—Bears, 38-7 (C)
 Vikings, 27-16 (M)
 1990—Bears, 19-16 (C)
 Vikings, 41-13 (M)
 1991—Bears, 10-6 (C)
 Bears, 34-17 (M)
 1992—Vikings, 21-20 (M)
 Vikings, 38-10 (C)
 1993—Vikings, 10-7 (M)
 Vikings, 19-12 (C)
 1994—Vikings, 42-14 (C)
 Vikings, 33-27 (M) OT
 *Bears, 35-18 (M)
 1995—Bears, 31-14 (C)
 Bears, 14-6 (M)
 1996—Vikings, 20-14 (C)
 Bears, 15-13 (M)
 1997—Vikings, 27-24 (C)
 Vikings, 29-22 (M)
 1998—Vikings, 31-28 (C)
 Vikings, 48-22 (M)
 1999—Bears, 24-22 (M)
 Vikings, 27-24 (C) OT
 2000—Vikings, 30-27 (M)
 Vikings, 28-16 (C)
 2001—Bears, 17-10 (C)
 Bears, 13-6 (M)
 2002—Bears, 27-23 (C)
 Vikings, 25-7 (M)
 2003—Vikings, 24-13 (M)
 Bears, 13-10 (C)
 2004—Vikings, 27-22 (M)
 Bears, 24-14 (C)
 2005—Bears, 28-3 (C)
 Vikings, 34-10 (M)
 2006—Bears, 19-16 (M)
 Bears, 23-13 (C)
 2007—Vikings, 34-31 (C)
 Vikings, 20-13 (M)
 2008—Bears, 48-41 (C)
 Vikings, 34-14 (M)
 2009—Vikings, 36-10 (M)
 Bears, 36-30 (C) OT
 2010—Bears, 27-13 (C)
 Bears, 40-14 (M)
 2011—Bears, 39-10 (C)
 Bears, 17-13 (M)
 2012—Bears, 28-10 (C)
 Vikings, 21-14 (M)
 2013—Bears, 31-30 (C)
 Vikings, 23-20 (M) OT

2014—Bears, 21-13 (C)
 Vikings, 13-9 (M)
 2015—Vikings, 23-20 (C)
 Vikings, 38-17 (M)
 2016—Bears, 20-10 (C)
 Vikings, 38-10 (M)
 2017—Vikings, 20-17 (C)
 Vikings, 23-10 (M)
 2018—Bears, 25-20 (C)
 Bears, 24-10 (M)
 2019—Bears, 16-6 (C)
 Bears, 21-19 (M)
 2020—Vikings, 19-13 (C)
 Bears, 33-27 (M)
 RS Pts.—Vikings 2,485, Bears 2,313
 (PS Pts.—Bears 35, Vikings 18)
**NFC First-Round Playoff*
CHICAGO vs. NEW ENGLAND
 RS: Patriots lead series, 10-3
 PS: Bears lead series, 1-0
 1973—Patriots, 13-10 (C)
 1979—Patriots, 27-7 (C)
 1982—Bears, 26-13 (C)
 1985—Bears, 20-7 (C)
 *Bears, 46-10 (New Orleans)
 1988—Patriots, 30-7 (NE)
 1994—Patriots, 13-3 (C)
 1997—Patriots, 31-3 (NE)
 2000—Bears, 24-17 (C)
 2002—Patriots, 33-30 (C)
 2006—Patriots, 17-13 (NE)
 2010—Patriots, 36-7 (C)
 2014—Patriots, 51-23 (NE)
 2018—Patriots, 38-31 (C)
 (RS Pts.—Patriots 326, Bears 204)
 (PS Pts.—Bears 46, Patriots 10)
**Super Bowl XX*
CHICAGO vs. NEW ORLEANS
 RS: Saints lead series, 17-13
 PS: Bears lead series, 2-1
 1968—Bears, 23-17 (NO)
 1970—Bears, 24-3 (NO)
 1971—Bears, 35-14 (C)
 1973—Saints, 21-16 (NO)
 1974—Bears, 24-10 (C)
 1975—Bears, 42-17 (NO)
 1977—Saints, 42-24 (C)
 1980—Bears, 22-3 (C)
 1982—Saints, 10-0 (C)
 1983—Saints, 34-31 (NO) OT
 1984—Bears, 20-7 (C)
 1987—Saints, 19-17 (C)
 1990—*Bears, 16-6 (C)
 1991—Bears, 20-17 (NO)
 1992—Saints, 28-6 (NO)
 1994—Bears, 17-7 (C)
 1996—Saints, 27-24 (NO)
 1997—Saints, 20-17 (C)
 1999—Bears, 14-10 (C)
 2000—Saints, 31-10 (C)
 2002—Saints, 29-23 (C)
 2003—Saints, 20-13 (NO)
 2005—Bears, 20-17 (Baton Rouge)
 2006—**Bears, 39-14 (C)
 2007—Bears, 33-25 (C)
 2008—Bears, 27-24 (C) OT
 2011—Saints, 30-13 (NO)
 2013—Saints, 26-18 (C)
 2014—Saints, 31-15 (C)
 2017—Saints, 20-12 (NO)
 2019—Saints, 36-25 (C)
 2020—Saints, 26-23 (C) OT
 *Saints, 21-9 (NO)
 (RS Pts.—Saints 621, Bears 608)
 (PS Pts.—Bears 64, Saints 41)
**NFC First-Round Playoff*
***NFC Championship*

ALL-TIME TEAM VS. TEAM RESULTS**CHICAGO vs. N.Y. GIANTS**

RS: Bears lead series, 30-21-2

PS: Bears lead series, 5-3

1925—Bears, 19-7 (NY)
Giants, 9-0 (C)
1926—Bears, 7-0 (C)
1927—Giants, 13-7 (NY)
1928—Bears, 13-0 (C)
1929—Giants, 26-14 (C)
Giants, 34-0 (NY)
Giants, 14-9 (C)
1930—Giants, 12-0 (C)
Bears, 12-0 (NY)
1931—Bears, 6-0 (C)
Bears, 12-6 (NY)
Giants, 25-6 (C)
1932—Bears, 28-8 (NY)
Bears, 6-0 (C)
1933—Bears, 14-10 (C)
Giants, 3-0 (NY)
*Bears, 23-21 (C)
1934—Bears, 27-7 (C)
Bears, 10-9 (NY)
*Giants, 30-13 (NY)
1935—Bears, 20-3 (NY)
Giants, 3-0 (C)
1936—Bears, 25-7 (NY)
1937—Tie, 3-3 (NY)
1939—Giants, 16-13 (NY)
1940—Bears, 37-21 (NY)
1941—*Bears, 37-9 (C)
1942—Bears, 26-7 (NY)
1943—Bears, 56-7 (NY)
1946—Giants, 14-0 (NY)
*Bears, 24-14 (NY)
1948—Bears, 35-14 (C)
1949—Giants, 35-28 (NY)
1956—Tie, 17-17 (NY)
*Giants, 47-7 (NY)
1962—Giants, 26-24 (C)
1963—*Bears, 14-10 (C)
1965—Bears, 35-14 (NY)
1967—Bears, 34-7 (C)
1969—Giants, 28-24 (NY)
1970—Bears, 24-16 (NY)
1974—Bears, 16-13 (C)
1977—Bears, 12-9 (NY) OT
1985—**Bears, 21-0 (C)
1987—Bears, 34-19 (C)
1990—**Giants, 31-3 (NY)
1991—Bears, 20-17 (C)
1992—Giants, 27-14 (C)
1993—Giants, 26-20 (C)
1995—Bears, 27-24 (NY)
2000—Giants, 14-7 (C)
2004—Bears, 28-21 (NY)
2006—Bears, 38-20 (NY)
2007—Giants, 21-16 (C)
2010—Giants, 17-3 (NY)
2013—Bears, 27-21 (C)
2016—Giants, 22-16 (NY)
2018—Giants, 30-27 (NY) OT
2019—Bears, 19-14 (C)
2020—Bears, 17-13 (C)
(RS Pts.—Bears 932, Giants 749)
(PS Pts.—Giants 162, Bears 142)
**NFL Championship*
***NFC Divisional Playoff*
CHICAGO vs. N.Y. JETS
RS: Bears lead series, 9-3
1974—Jets, 23-21 (C)
1979—Bears, 23-13 (C)
1985—Bears, 19-6 (NY)
1991—Bears, 19-13 (C) OT
1994—Bears, 19-7 (NY)
1997—Jets, 23-15 (C)
2000—Jets, 17-10 (NY)

2002—Bears, 20-13 (C)
2006—Bears, 10-0 (NY)
2010—Bears, 38-34 (C)
2014—Bears, 27-19 (NY)
2018—Bears, 24-10 (C)
(RS Pts.—Bears 245, Jets 178)
CHICAGO vs. PHILADELPHIA
RS: Bears lead series, 28-13-1
PS: Eagles lead series, 3-1
1933—Tie, 3-3 (P)
1935—Bears, 39-0 (P)
1936—Bears, 17-0 (P)
Bears, 28-7 (P)
1938—Bears, 28-6 (P)
1939—Bears, 27-14 (C)
1941—Bears, 49-14 (P)
1942—Bears, 45-14 (C)
1944—Bears, 28-7 (P)
1946—Bears, 21-14 (C)
1947—Bears, 40-7 (C)
1948—Eagles, 12-7 (P)
1949—Bears, 38-21 (C)
1955—Bears, 17-10 (C)
1961—Eagles, 16-14 (P)
1963—Bears, 16-7 (C)
1968—Bears, 29-16 (P)
1970—Bears, 20-16 (C)
1972—Bears, 21-12 (P)
1975—Bears, 15-13 (C)
1979—*Eagles, 27-17 (P)
1980—Eagles, 17-14 (P)
1983—Bears, 7-6 (P)
Bears, 17-14 (C)
1986—Bears, 13-10 (C) OT
1987—Bears, 35-3 (P)
1988—**Bears, 20-12 (C)
1989—Bears, 27-13 (C)
1993—Bears, 17-6 (P)
1994—Eagles, 30-22 (P)
1995—Bears, 20-14 (C)
1999—Eagles, 20-16 (C)
2000—Eagles, 13-9 (P)
2001—**Eagles, 33-19 (C)
2002—Eagles, 19-13 (C)
2004—Eagles, 19-9 (C)
2007—Bears, 19-16 (P)
2008—Bears, 24-20 (C)
2009—Eagles, 24-20 (C)
2010—Bears, 31-26 (C)
2011—Bears, 30-24 (P)
2013—Eagles, 54-11 (P)
2016—Eagles, 29-14 (C)
2017—Eagles, 31-3 (P)
2018—*Eagles, 16-15 (C)
2019—Eagles, 22-14 (P)
(RS Pts.—Bears 887, Eagles 639)
(PS Pts.—Eagles 88, Bears 71)
**NFC First-Round Playoff*
***NFC Divisional Playoff*
CHICAGO vs. *PITTSBURGH
RS: Bears lead series, 19-7-1
1934—Bears, 28-0 (P)
1935—Bears, 23-7 (P)
1936—Bears, 27-9 (P)
Bears, 26-7 (C)
1937—Bears, 7-0 (P)
1939—Bears, 32-0 (P)
1941—Bears, 34-7 (C)
1945—Bears, 28-7 (C)
1947—Bears, 49-7 (C)
1949—Bears, 30-21 (C)
1958—Steelers, 24-10 (P)
1959—Bears, 27-21 (C)
1963—Tie, 17-17 (P)
1967—Steelers, 41-13 (P)
1969—Bears, 38-7 (C)
1971—Bears, 17-15 (C)

1975—Steelers, 34-3 (P)
1980—Steelers, 38-3 (P)
1986—Bears, 13-10 (C) OT
1989—Bears, 20-0 (P)
1992—Bears, 30-6 (C)
1995—Steelers, 37-34 (C) OT
1998—Steelers, 17-12 (P)
2005—Steelers, 21-9 (P)
2009—Bears, 17-14 (C)
2013—Bears, 40-23 (P)
2017—Bears, 23-17 (C) OT
(RS Pts.—Bears 610, Steelers 407)
**Steelers known as Pirates prior to 1940*
CHICAGO vs. SAN FRANCISCO
RS: Bears lead series, 32-31-1
PS: 49ers lead series, 3-0
1950—Bears, 32-20 (SF)
Bears, 17-0 (C)
1951—Bears, 13-7 (C)
1952—49ers, 40-16 (C)
Bears, 20-17 (SF)
1953—49ers, 35-28 (C)
49ers, 24-14 (SF)
1954—49ers, 31-24 (C)
Bears, 31-27 (SF)
1955—49ers, 20-19 (C)
Bears, 34-23 (SF)
1956—Bears, 31-7 (C)
Bears, 38-21 (SF)
1957—49ers, 21-17 (C)
49ers, 21-17 (SF)
1958—Bears, 28-6 (C)
Bears, 27-14 (SF)
1959—49ers, 20-17 (SF)
Bears, 14-3 (C)
1960—Bears, 27-10 (C)
49ers, 25-7 (SF)
1961—Bears, 31-0 (C)
49ers, 41-31 (SF)
1962—Bears, 30-14 (SF)
49ers, 34-27 (C)
1963—49ers, 20-14 (SF)
Bears, 27-7 (C)
1964—49ers, 31-21 (SF)
Bears, 23-21 (C)
1965—49ers, 52-24 (SF)
Bears, 61-20 (C)
1966—Tie, 30-30 (C)
49ers, 41-14 (SF)
1967—Bears, 28-14 (SF)
1968—Bears, 27-19 (C)
1969—49ers, 42-21 (SF)
1970—49ers, 37-16 (C)
1971—49ers, 13-0 (SF)
1972—49ers, 34-21 (C)
1974—49ers, 34-0 (C)
1975—49ers, 31-3 (SF)
1976—Bears, 19-12 (SF)
1978—Bears, 16-13 (SF)
1979—Bears, 28-27 (SF)
1981—49ers, 28-17 (SF)
1983—Bears, 13-3 (C)
1984—*49ers, 23-0 (SF)
1985—Bears, 26-10 (SF)
1987—49ers, 41-0 (SF)
1988—Bears, 10-9 (C)
*49ers, 28-3 (C)
1989—49ers, 26-0 (SF)
1991—49ers, 52-14 (SF)
1994—**49ers, 44-15 (SF)
2000—49ers, 17-0 (SF)
2001—Bears, 37-31 (C) OT
2003—49ers, 49-7 (SF)
2004—Bears, 23-13 (C)
2005—Bears, 17-9 (C)
2006—Bears, 41-10 (C)
2009—49ers, 10-6 (SF)

ALL-TIME TEAM VS. TEAM RESULTS

2012—49ers, 32-7 (SF)
 2014—Bears, 28-20 (SF)
 2015—49ers, 26-20 (C) OT
 2016—Bears, 26-6 (C)
 2017—49ers, 15-14 (C)
 2018—Bears, 14-9 (SF)
 (RS Pts.—49ers 1,395, Bears 1,303)
 (PS Pts.—49ers 95, Bears 18)

**NFC Championship*
***NFC Divisional Playoff*

CHICAGO vs. SEATTLE

RS: Seahawks lead series, 11-5
 PS: Bears lead series, 2-0

1976—Bears, 34-7 (S)
 1978—Seahawks, 31-29 (C)
 1982—Seahawks, 20-14 (S)
 1984—Seahawks, 38-9 (S)
 1987—Seahawks, 34-21 (C)
 1990—Bears, 17-0 (C)
 1999—Seahawks, 14-13 (C)
 2003—Seahawks, 24-17 (S)
 2006—Bears, 37-6 (C)
 *Bears, 27-24 (C) OT
 2007—Seahawks, 30-23 (S)
 2009—Bears, 25-19 (S)
 2010—Seahawks, 23-20 (C)
 *Bears, 35-24 (C)
 2011—Seahawks, 38-14 (C)
 2012—Seahawks, 23-17 (C) OT
 2015—Seahawks, 26-0 (S)
 2018—Bears, 24-17 (C)
 (RS Pts.—Seahawks 350, Bears 314)
 (PS Pts.—Bears 62, Seahawks 48)

**NFC Divisional Playoff*

CHICAGO vs. TAMPA BAY

RS: Bears lead series, 40-20
 PS: Bears, 10-0 (TB)

1978—Buccaneers, 33-19 (TB)
 Bears, 14-3 (C)
 1979—Buccaneers, 17-13 (C)
 Bears, 14-0 (TB)
 1980—Bears, 23-0 (C)
 Bears, 14-13 (TB)
 1981—Bears, 28-17 (C)
 Buccaneers, 20-10 (TB)
 1982—Buccaneers, 26-23 (TB) OT
 1983—Bears, 17-10 (C)
 Bears, 27-0 (TB)
 1984—Bears, 34-14 (C)
 Bears, 44-9 (TB)
 1985—Bears, 38-28 (C)
 Bears, 27-19 (TB)
 1986—Bears, 23-3 (TB)
 Bears, 48-14 (C)
 1987—Bears, 20-3 (C)
 Bears, 27-26 (TB)
 1988—Bears, 28-10 (C)
 Bears, 27-15 (TB)
 1989—Buccaneers, 42-35 (TB)
 Buccaneers, 32-31 (C)
 1990—Bears, 26-6 (TB)
 Bears, 27-14 (C)
 1991—Bears, 21-20 (TB)
 Bears, 27-0 (C)
 1992—Bears, 31-14 (C)
 Buccaneers, 20-17 (TB)
 1993—Bears, 47-17 (C)
 Buccaneers, 13-10 (TB)
 1994—Bears, 21-9 (C)
 Bears, 20-6 (TB)
 1995—Bears, 25-6 (TB)
 Bears, 31-10 (C)
 1996—Bears, 13-10 (C)
 Buccaneers, 34-19 (TB)
 1997—Bears, 13-7 (C)
 Buccaneers, 31-15 (TB)
 1998—Buccaneers, 27-15 (TB)
 Buccaneers, 31-17 (C)

1999—Buccaneers, 6-3 (TB)
 Buccaneers, 20-6 (C)
 2000—Buccaneers, 41-0 (TB)
 Bears, 13-10 (C)
 2001—Bears, 27-24 (TB)
 Bears, 27-3 (C)
 2002—Buccaneers, 15-0 (C)
 2004—Buccaneers, 19-7 (TB)
 2005—Bears, 13-10 (TB)
 2006—Bears, 34-31 (C) OT
 2008—Buccaneers, 27-24 (C) OT
 2011—Bears, 24-18 (London)
 2014—Bears, 21-13 (C)
 2015—Bears, 26-21 (TB)
 2016—Buccaneers, 36-10 (TB)
 2017—Buccaneers, 29-7 (TB)
 2018—Bears, 48-10 (C)
 2020—Bears, 20-19 (C)
 (RS Pts.—Bears 1,299, Buccaneers 981)

CHICAGO vs. TENNESSEE

RS: Titans lead series, 7-6
 PS: Bears, 35-14 (C)

1977—Oilers, 47-0 (H)
 1980—Oilers, 10-6 (C)
 1986—Bears, 20-7 (H)
 1989—Oilers, 33-28 (C)
 1992—Oilers, 24-7 (H)
 1995—Bears, 35-32 (C)
 1998—Bears, 23-20 (T)
 2004—Bears, 19-17 (T) OT
 2008—Titans, 21-14 (C)
 2012—Bears, 51-20 (T)
 2016—Titans, 27-21 (C)
 2020—Titans, 24-17 (T)
 (RS Pts.—Titans 296, Bears 276)

**Franchise in Houston prior to 1997; known as Oilers prior to 1999*

CHICAGO vs. WASHINGTON

RS: Washington leads series, 22-21-1
 PS: Washington leads series, 4-3

1932—Tie, 7-7 (B)
 1933—Bears, 7-0 (C)
 Redskins, 10-0 (B)
 1934—Bears, 21-0 (B)
 1935—Bears, 30-14 (B)
 1936—Bears, 26-0 (B)
 1937—**Redskins, 28-21 (C)
 1938—Bears, 31-7 (C)
 1940—Redskins, 7-3 (W)
 **Bears, 73-0 (W)
 1941—Bears, 35-21 (C)
 1942—**Redskins, 14-6 (W)
 1943—Redskins, 21-7 (W)
 **Bears, 41-21 (C)
 1945—Redskins, 28-21 (W)
 1946—Bears, 24-20 (C)
 1947—Bears, 56-20 (W)
 1948—Bears, 48-13 (C)
 1949—Bears, 31-21 (W)
 1951—Bears, 27-0 (W)
 1953—Bears, 27-24 (W)
 1957—Redskins, 14-3 (C)
 1964—Redskins, 27-20 (W)
 1968—Redskins, 38-28 (C)
 1971—Bears, 16-15 (C)
 1974—Redskins, 42-0 (W)
 1976—Bears, 33-7 (C)
 1978—Bears, 14-10 (W)
 1980—Bears, 35-21 (C)
 1981—Redskins, 24-7 (C)
 1984—***Bears, 23-19 (W)
 1985—Bears, 45-10 (C)
 1986—***Redskins, 27-13 (C)
 1987—***Redskins, 21-17 (C)
 1988—Bears, 34-14 (W)
 1989—Redskins, 38-14 (W)
 1990—Redskins, 10-9 (W)
 1991—Redskins, 20-7 (C)

1996—Redskins, 10-3 (W)
 1997—Redskins, 31-8 (C)
 1999—Redskins, 48-22 (W)
 2001—Bears, 20-15 (W)
 2003—Bears, 27-24 (C)
 2004—Redskins, 13-10 (C)
 2005—Redskins, 9-7 (W)
 2007—Redskins, 24-16 (W)
 2010—Redskins, 17-14 (C)
 2013—Redskins, 45-41 (W)
 2015—Redskins, 24-21 (C)
 2016—Redskins, 41-21 (C)
 2019—Bears, 31-15 (W)
 (RS Pts.—Bears 907, Washington 819)
 (PS Pts.—Bears 194, Washington 130)

**Franchise in Boston prior to 1937 and known as Braves prior to 1933; known as Redskins prior to 2020*
***NFL Championship*
****NFC Divisional Playoff*

CINCINNATI vs. ARIZONA

RS: Series tied, 6-6;
 See Arizona vs. Cincinnati

CINCINNATI vs. ATLANTA

RS: Bengals lead series, 9-5;
 See Atlanta vs. Cincinnati

CINCINNATI vs. BALTIMORE

RS: Ravens lead series, 27-23;
 See Baltimore vs. Cincinnati

CINCINNATI vs. BUFFALO

RS: Bills lead series, 17-13
 PS: Bengals lead series, 2-0;
 See Buffalo vs. Cincinnati

CINCINNATI vs. CAROLINA

RS: Panthers lead series, 3-2-1;
 See Carolina vs. Cincinnati

CINCINNATI vs. CHICAGO

RS: Bengals lead series, 6-5;
 See Chicago vs. Cincinnati

CINCINNATI vs. CLEVELAND

RS: Bengals lead series, 51-44
 1970—Browns, 30-27 (Cle)
 Bengals, 14-10 (Cin)

1971—Browns, 27-24 (Cin)
 Browns, 31-27 (Cle)
 1972—Browns, 27-6 (Cle)
 Browns, 27-24 (Cin)
 1973—Browns, 17-10 (Cle)
 Bengals, 34-17 (Cin)
 1974—Bengals, 33-7 (Cin)
 Bengals, 34-24 (Cle)
 1975—Bengals, 24-17 (Cin)
 Browns, 35-23 (Cle)
 1976—Bengals, 45-24 (Cle)
 Bengals, 21-6 (Cin)
 1977—Browns, 13-3 (Cin)
 Bengals, 10-7 (Cle)
 1978—Browns, 13-10 (Cle) OT
 Bengals, 48-16 (Cin)
 1979—Browns, 28-27 (Cle)
 Bengals, 16-12 (Cin)
 1980—Browns, 31-7 (Cle)
 Browns, 27-24 (Cin)
 1981—Browns, 20-17 (Cin)
 Bengals, 41-21 (Cle)
 1982—Bengals, 23-10 (Cin)
 1983—Browns, 17-7 (Cle)
 Bengals, 28-21 (Cin)
 1984—Bengals, 12-9 (Cin)
 Bengals, 20-17 (Cle) OT
 1985—Bengals, 27-10 (Cin)
 Browns, 24-6 (Cle)
 1986—Bengals, 30-13 (Cle)
 Browns, 34-3 (Cin)
 1987—Browns, 34-0 (Cin)
 Browns, 38-24 (Cle)

ALL-TIME TEAM VS. TEAM RESULTS

1988—Bengals, 24-17 (Cin)
 Browns, 23-16 (Cle)
 1989—Bengals, 21-14 (Cin)
 Bengals, 21-0 (Cle)
 1990—Bengals, 34-13 (Cle)
 Bengals, 21-14 (Cin)
 1991—Browns, 14-13 (Cle)
 Bengals, 23-21 (Cin)
 1992—Bengals, 30-10 (Cin)
 Browns, 37-21 (Cle)
 1993—Browns, 27-14 (Cle)
 Browns, 28-17 (Cin)
 1994—Browns, 28-20 (Cin)
 Browns, 37-13 (Cle)
 1995—Browns, 29-26 (Cin) OT
 Browns, 26-10 (Cle)
 1999—Bengals, 18-17 (Cle)
 Bengals, 44-28 (Cin)
 2000—Browns, 24-7 (Cin)
 Bengals, 12-3 (Cle)
 2001—Bengals, 24-14 (Cin)
 Browns, 18-0 (Cle)
 2002—Browns, 20-7 (Cle)
 Browns, 27-20 (Cin)
 2003—Bengals, 21-14 (Cle)
 Browns, 22-14 (Cin)
 2004—Browns, 34-17 (Cle)
 Bengals, 58-48 (Cin)
 2005—Bengals, 27-13 (Cle)
 Bengals, 23-20 (Cin)
 2006—Bengals, 34-17 (Cin)
 Bengals, 30-0 (Cle)
 2007—Browns, 51-45 (Cle)
 Bengals, 19-14 (Cin)
 2008—Browns, 20-12 (Cin)
 Bengals, 14-0 (Cle)
 2009—Bengals, 23-20 (Cle) OT
 Bengals, 16-7 (Cin)
 2010—Browns, 23-20 (Cle)
 Bengals, 19-17 (Cin)
 2011—Bengals, 27-17 (Cle)
 Bengals, 23-20 (Cin)
 2012—Bengals, 34-27 (Cin)
 Browns, 34-24 (Cle)
 2013—Browns, 17-6 (Cle)
 Bengals, 41-20 (Cin)
 2014—Browns, 24-3 (Cin)
 Bengals, 30-0 (Cle)
 2015—Bengals, 31-10 (Cin)
 Bengals, 37-3 (Cle)
 2016—Bengals, 31-17 (Cin)
 Bengals, 23-10 (Cle)
 2017—Bengals, 31-7 (Cle)
 Bengals, 30-16 (Cin)
 2018—Browns, 35-20 (Cin)
 Browns, 26-18 (Cle)
 2019—Browns, 27-19 (Cle)
 Bengals, 33-23 (Cin)
 2020—Browns, 35-30 (Cle)
 Browns, 37-34 (Cin)
 (RS Pts.—Bengals 2,102, Browns 1,928)
CINCINNATI vs. DALLAS
 RS: Cowboys lead series, 9-4
 1973—Cowboys, 38-10 (D)
 1979—Cowboys, 38-13 (D)
 1985—Bengals, 50-24 (C)
 1988—Bengals, 38-24 (D)
 1991—Cowboys, 35-23 (D)
 1994—Cowboys, 23-20 (C)
 1997—Bengals, 31-24 (C)
 2000—Cowboys, 23-6 (D)
 2004—Bengals, 26-3 (C)
 2008—Cowboys, 31-22 (D)
 2012—Cowboys, 20-19 (C)
 2016—Cowboys, 28-14 (D)
 2020—Cowboys, 30-7 (C)
 (RS Pts.—Cowboys 341, Bengals 279)

CINCINNATI vs. DENVER
 RS: Broncos lead series, 22-10
 1968—Bengals, 24-10 (C)
 Broncos, 10-7 (D)
 1969—Broncos, 30-23 (C)
 Broncos, 27-16 (D)
 1971—Bengals, 24-10 (D)
 1972—Bengals, 21-10 (C)
 1973—Broncos, 28-10 (D)
 1975—Bengals, 17-16 (D)
 1976—Bengals, 17-7 (C)
 1977—Broncos, 24-13 (C)
 1979—Broncos, 10-0 (D)
 1981—Bengals, 38-21 (C)
 1983—Broncos, 24-17 (D)
 1984—Broncos, 20-17 (D)
 1986—Broncos, 34-28 (D)
 1991—Broncos, 45-14 (D)
 1994—Broncos, 15-13 (D)
 1996—Broncos, 14-10 (C)
 1997—Broncos, 38-20 (D)
 1998—Broncos, 33-26 (C)
 2000—Bengals, 31-21 (C)
 2003—Broncos, 30-10 (C)
 2004—Bengals, 23-10 (C)
 2006—Broncos, 24-23 (D)
 2009—Broncos, 12-7 (C)
 2011—Broncos, 24-22 (D)
 2012—Broncos, 31-23 (C)
 2014—Bengals, 37-28 (C) OT
 2015—Broncos, 20-17 (D) OT
 2016—Broncos, 29-17 (C)
 2017—Bengals, 20-17 (D)
 2018—Broncos, 24-10 (C)
 (RS Pts.—Broncos 696, Bengals 595)
CINCINNATI vs. DETROIT
 RS: Bengals lead series, 9-3
 1970—Lions, 38-3 (D)
 1974—Lions, 23-19 (C)
 1983—Bengals, 17-9 (C)
 1986—Bengals, 24-17 (D)
 1989—Bengals, 42-7 (C)
 1992—Lions, 19-13 (C)
 1998—Bengals, 34-28 (D) OT
 2001—Bengals, 31-27 (D)
 2005—Bengals, 41-17 (D)
 2009—Bengals, 23-13 (C)
 2013—Bengals, 27-24 (D)
 2017—Bengals, 26-17 (C)
 (RS Pts.—Bengals 300, Lions 239)
CINCINNATI vs. GREEN BAY
 RS: Bengals lead series, 7-6
 1971—Packers, 20-17 (GB)
 1976—Bengals, 28-7 (C)
 1977—Bengals, 17-7 (Mil)
 1980—Packers, 14-9 (GB)
 1983—Bengals, 34-14 (C)
 1986—Bengals, 34-28 (Mil)
 1992—Packers, 24-23 (GB)
 1995—Packers, 24-10 (GB)
 1998—Packers, 13-6 (C)
 2005—Bengals, 21-14 (C)
 2009—Bengals, 31-24 (GB)
 2013—Bengals, 34-30 (C)
 2017—Packers, 27-24 (GB) OT
 (RS Pts.—Bengals 288, Packers 246)
CINCINNATI vs. HOUSTON
 RS: Texans lead series, 6-5
 PS: Texans lead series, 2-0
 2002—Bengals, 38-3 (H)
 2003—Bengals, 34-27 (C)
 2005—Bengals, 16-10 (C)
 2008—Texans, 35-6 (H)
 2009—Texans, 28-17 (C)
 2011—Texans, 20-19 (C)
 *Texans, 31-10 (H)
 2012—*Texans, 19-13 (H)

2014—Bengals, 22-13 (H)
 2015—Texans, 10-6 (C)
 2016—Texans, 12-10 (H)
 2017—Texans, 13-9 (C)
 2020—Bengals, 37-31 (H)
 (RS Pts.—Bengals 214, Texans 202)
 (PS Pts.—Texans 50, Bengals 23)
**AFC First-Round Playoff*
CINCINNATI vs. *INDIANAPOLIS
 RS: Colts lead series, 18-12
 PS: Colts lead series, 2-0
 1970—*Colts, 17-0 (B)
 1972—Colts, 20-19 (C)
 1974—Bengals, 24-14 (B)
 1976—Colts, 28-27 (B)
 1979—Colts, 38-28 (B)
 1980—Bengals, 34-33 (C)
 1981—Bengals, 41-19 (B)
 1982—Bengals, 20-17 (B)
 1983—Colts, 34-31 (C)
 1987—Bengals, 23-21 (I)
 1989—Colts, 23-12 (C)
 1990—Colts, 34-20 (C)
 1992—Colts, 21-17 (C)
 1993—Colts, 9-6 (C)
 1994—Colts, 17-13 (C)
 1995—Bengals, 24-21 (I) OT
 1996—Bengals, 31-24 (C)
 1997—Bengals, 28-13 (I)
 1998—Colts, 39-26 (I)
 1999—Colts, 31-10 (I)
 2002—Colts, 28-21 (I)
 2005—Colts, 45-37 (C)
 2006—Colts, 34-16 (I)
 2008—Colts, 35-3 (I)
 2010—Colts, 23-17 (I)
 2011—Bengals, 27-17 (C)
 2013—Bengals, 42-28 (C)
 2014—Colts, 27-0 (I)
 ***Colts, 26-10 (I)
 2017—Bengals, 24-23 (C)
 2018—Bengals, 34-23 (I)
 2020—Colts, 31-27 (I)
 (RS Pts.—Colts 770, Bengals 682)
 (PS Pts.—Colts 43, Bengals 10)
**Franchise in Baltimore prior to 1994*
***AFC Divisional Playoff*
****AFC First-Round Playoff*
CINCINNATI vs. JACKSONVILLE
 RS: Jaguars lead series, 13-10
 1995—Bengals, 24-17 (C)
 Bengals, 17-13 (J)
 1996—Bengals, 28-21 (C)
 Jaguars, 30-27 (J)
 1997—Jaguars, 21-13 (J)
 Bengals, 31-26 (C)
 1998—Jaguars, 24-11 (J)
 Jaguars, 34-17 (C)
 1999—Jaguars, 41-10 (C)
 Jaguars, 24-7 (J)
 2000—Jaguars, 13-0 (J)
 Bengals, 17-14 (C)
 2001—Jaguars, 30-13 (J)
 Jaguars, 14-10 (C)
 2002—Jaguars, 29-15 (C)
 2005—Jaguars, 23-20 (J)
 2008—Bengals, 21-19 (C)
 2011—Bengals, 30-20 (J)
 2012—Bengals, 27-10 (J)
 2014—Bengals, 33-23 (C)
 2017—Jaguars, 23-7 (J)
 2019—Jaguars, 27-17 (C)
 2020—Bengals, 33-25 (C)
 (RS Pts.—Jaguars 521, Bengals 428)

ALL-TIME TEAM VS. TEAM RESULTS

CINCINNATI vs. KANSAS CITY

RS: Bengals lead series, 15-14

1968—Chiefs, 13-3 (KC)
 Chiefs, 16-9 (C)
 1969—Bengals, 24-19 (C)
 Chiefs, 42-22 (KC)
 1970—Chiefs, 27-19 (C)
 1972—Bengals, 23-16 (KC)
 1973—Bengals, 14-6 (C)
 1974—Bengals, 33-6 (C)
 1976—Bengals, 27-24 (KC)
 1977—Bengals, 27-7 (KC)
 1978—Chiefs, 24-23 (C)
 1979—Chiefs, 10-7 (C)
 1980—Bengals, 20-6 (KC)
 1983—Chiefs, 20-15 (KC)
 1984—Chiefs, 27-22 (C)
 1986—Chiefs, 24-14 (KC)
 1987—Bengals, 30-27 (C) OT
 1988—Chiefs, 31-28 (KC)
 1989—Bengals, 21-17 (KC)
 1993—Chiefs, 17-15 (KC)
 2003—Bengals, 24-19 (C)
 2005—Chiefs, 37-3 (C)
 2006—Bengals, 23-10 (KC)
 2007—Chiefs, 27-20 (KC)
 2008—Bengals, 16-6 (C)
 2009—Bengals, 17-10 (C)
 2012—Bengals, 28-6 (KC)
 2015—Bengals, 36-21 (C)
 2018—Chiefs, 45-10 (KC)
 (RS Pts.—Bengals 573, Chiefs 560)

CINCINNATI vs. *LAS VEGAS

RS: Raiders lead series, 19-11

PS: Raiders lead series, 2-0

1968—Raiders, 31-10 (C)
 Raiders, 34-0 (C)
 1969—Bengals, 31-17 (C)
 Raiders, 37-17 (O)
 1970—Bengals, 31-21 (C)
 1971—Raiders, 31-27 (O)
 1972—Raiders, 20-14 (C)
 1974—Raiders, 30-27 (O)
 1975—Bengals, 14-10 (C)
 **Raiders, 31-28 (O)
 1976—Raiders, 35-20 (O)
 1978—Raiders, 34-21 (C)
 1980—Raiders, 28-17 (O)
 1982—Bengals, 31-17 (C)
 1983—Raiders, 20-10 (C)
 1985—Raiders, 13-6 (LA)
 1988—Bengals, 45-21 (LA)
 1989—Raiders, 28-7 (LA)
 1990—Raiders, 24-7 (LA)
 **Raiders, 20-10 (LA)
 1991—Raiders, 38-14 (C)
 1992—Bengals, 24-21 (C) OT
 1993—Bengals, 16-10 (C)
 1995—Raiders, 20-17 (C)
 1998—Raiders, 27-10 (O)
 2003—Raiders, 23-20 (O)
 2006—Bengals, 27-10 (C)
 2009—Raiders, 20-17 (O)
 2012—Bengals, 34-10 (C)
 2015—Bengals, 33-13 (O)
 2018—Bengals, 30-16 (C)
 2019—Raiders, 17-10 (O)
 (RS Pts.—Raiders 676, Bengals 587)
 (PS Pts.—Raiders 51, Bengals 38)
**Franchise in Los Angeles from 1982-94 and in Oakland from 1960-81 and from 1995-2019*
 **AFC Divisional Playoff

CINCINNATI vs. *L.A. CHARGERS

RS: Chargers lead series, 21-14

PS: Series tied, 1-1

1968—Chargers, 29-13 (SD)
 Chargers, 31-10 (C)
 1969—Bengals, 34-20 (C)
 Chargers, 21-14 (SD)
 1970—Bengals, 17-14 (SD)
 1971—Bengals, 31-0 (C)
 1973—Bengals, 20-13 (SD)
 1974—Chargers, 20-17 (C)
 1975—Bengals, 47-17 (C)
 1977—Chargers, 24-3 (SD)
 1978—Chargers, 22-13 (SD)
 1979—Chargers, 26-24 (C)
 1980—Chargers, 31-14 (C)
 1981—Bengals, 40-17 (SD)
 **Bengals, 27-7 (C)
 1982—Chargers, 50-34 (SD)
 1985—Chargers, 44-41 (C)
 1987—Chargers, 10-9 (C)
 1988—Bengals, 27-10 (C)
 1990—Bengals, 21-16 (SD)
 1992—Chargers, 27-10 (SD)
 1994—Chargers, 27-10 (SD)
 1996—Chargers, 27-14 (SD)
 1997—Bengals, 38-31 (C)
 1999—Chargers, 34-7 (C)
 2001—Chargers, 28-14 (SD)
 2002—Chargers, 34-6 (C)
 2003—Bengals, 34-27 (SD)
 2006—Chargers, 49-41 (C)
 2009—Chargers, 27-24 (SD)
 2010—Bengals, 34-20 (C)
 2012—Bengals, 20-13 (SD)
 2013—Bengals, 17-10 (O)
 ***Chargers, 27-10 (C)
 2015—Bengals, 24-19 (C)
 2018—Chargers, 26-21 (LA)
 2020—Chargers, 16-13 (C)
 (RS Pts.—Chargers 830, Bengals 756)
 (PS Pts.—Bengals 37, Chargers 34)
**Franchise in San Diego from 1961-2016*
 **AFC Championship
 ***AFC First-Round Playoff

CINCINNATI vs. *L.A. RAMS

RS: Bengals lead series, 8-6

1972—Rams, 15-12 (LA)
 1976—Bengals, 20-12 (C)
 1978—Bengals, 20-19 (LA)
 1981—Bengals, 24-10 (C)
 1984—Rams, 24-14 (C)
 1990—Bengals, 34-31 (LA) OT
 1993—Bengals, 15-3 (C)
 1996—Rams, 26-16 (StL)
 1999—Rams, 38-10 (C)
 2003—Rams, 27-10 (StL)
 2007—Bengals, 19-10 (C)
 2011—Bengals, 20-13 (StL)
 2015—Bengals, 31-7 (C)
 2019—Rams, 24-10 (London)
 (RS Pts.—Rams 259, Bengals 255)
**Franchise in St. Louis from 1995-2015*

CINCINNATI vs. MIAMI

RS: Dolphins lead series, 17-7

PS: Dolphins lead series, 1-0

1968—Dolphins, 24-22 (C)
 Bengals, 38-21 (M)
 1969—Bengals, 27-21 (C)
 1971—Dolphins, 23-13 (C)
 1973—*Dolphins, 34-16 (M)
 1974—Dolphins, 24-3 (M)
 1977—Bengals, 23-17 (C)
 1978—Dolphins, 21-0 (M)
 1980—Dolphins, 17-16 (M)
 1983—Dolphins, 38-14 (M)
 1987—Dolphins, 20-14 (C)

1989—Dolphins, 20-13 (C)
 1991—Dolphins, 37-13 (M)
 1994—Dolphins, 23-7 (C)
 1995—Dolphins, 26-23 (C)
 2000—Dolphins, 31-16 (C)
 2004—Bengals, 16-13 (C)
 2007—Bengals, 38-25 (M)
 2010—Dolphins, 22-14 (C)
 2012—Dolphins, 17-13 (C)
 2013—Dolphins, 22-20 (M) OT
 2016—Bengals, 22-7 (C)
 2018—Bengals, 27-17 (C)
 2019—Dolphins, 38-35 (M) OT
 2020—Dolphins, 19-7 (M)
 (RS Pts.—Dolphins 543, Bengals 434)
 (PS Pts.—Dolphins 34, Bengals 16)
**AFC Divisional Playoff*

CINCINNATI vs. MINNESOTA

RS: Vikings lead series, 7-6

1973—Bengals, 27-0 (C)
 1977—Vikings, 42-10 (M)
 1980—Bengals, 14-0 (C)
 1983—Vikings, 20-14 (M)
 1986—Bengals, 24-20 (C)
 1989—Vikings, 29-21 (M)
 1992—Vikings, 42-7 (C)
 1995—Bengals, 27-24 (C)
 1998—Vikings, 24-3 (M)
 2005—Bengals, 37-8 (C)
 2009—Vikings, 30-10 (M)
 2013—Bengals, 42-14 (C)
 2017—Vikings, 34-7 (M)
 (RS Pts.—Vikings 287, Bengals 243)

CINCINNATI vs. *NEW ENGLAND

RS: Patriots lead series, 17-9

1968—Patriots, 33-14 (B)
 1969—Patriots, 25-14 (C)
 1970—Bengals, 45-7 (C)
 1972—Bengals, 31-7 (NE)
 1975—Bengals, 27-10 (C)
 1978—Patriots, 10-3 (C)
 1979—Patriots, 20-14 (C)
 1984—Patriots, 20-14 (NE)
 1985—Patriots, 34-23 (NE)
 1986—Bengals, 31-7 (NE)
 1988—Patriots, 27-21 (NE)
 1990—Bengals, 41-7 (C)
 1991—Bengals, 29-7 (C)
 1992—Bengals, 20-10 (C)
 1993—Patriots, 7-2 (NE)
 1994—Patriots, 31-28 (C)
 2000—Patriots, 16-13 (NE)
 2001—Bengals, 23-17 (C)
 2004—Patriots, 35-28 (NE)
 2006—Patriots, 38-13 (C)
 2007—Patriots, 34-13 (C)
 2010—Patriots, 38-24 (NE)
 2013—Bengals, 13-6 (C)
 2014—Patriots, 43-17 (NE)
 2016—Patriots, 35-17 (NE)
 2019—Patriots, 34-13 (C)
 (RS Pts.—Patriots 558, Bengals 531)
**Franchise in Boston prior to 1971*

CINCINNATI vs. NEW ORLEANS

RS: Series tied, 7-7

1970—Bengals, 26-6 (C)
 1975—Bengals, 21-0 (NO)
 1978—Saints, 20-18 (C)
 1981—Saints, 17-7 (NO)
 1984—Bengals, 24-21 (NO)
 1987—Saints, 41-24 (C)
 1990—Saints, 21-7 (C)
 1993—Saints, 20-13 (NO)
 1996—Bengals, 30-15 (C)
 2002—Bengals, 20-13 (C)
 2006—Bengals, 31-16 (NO)
 2010—Saints, 34-30 (C)

ALL-TIME TEAM VS. TEAM RESULTS

2014—Bengals, 27-10 (NO)
2018—Saints, 51-14 (C)
(RS Pts.—Bengals 292, Saints 285)

CINCINNATI vs. N.Y. GIANTS

RS: Bengals lead series, 6-5

1972—Bengals, 13-10 (C)
1977—Bengals, 30-13 (C)
1985—Bengals, 35-30 (C)
1991—Bengals, 27-24 (C)
1994—Giants, 27-20 (NY)
1997—Giants, 29-27 (NY)
2004—Bengals, 23-22 (C)
2008—Giants, 26-23 (NY) OT
2012—Bengals, 31-13 (C)
2016—Giants, 21-20 (NY)
2020—Giants, 19-17 (C)
(RS Pts.—Bengals 266, Giants 234)

CINCINNATI vs. N.Y. JETS

RS: Jets lead series, 15-10

PS: Jets lead series, 2-0

1968—Jets, 27-14 (NY)
1969—Jets, 21-7 (C)
 Jets, 40-7 (NY)
1971—Jets, 35-21 (NY)
1973—Bengals, 20-14 (C)
1976—Bengals, 42-3 (NY)
1981—Bengals, 31-30 (NY)
1982—*Jets, 44-17 (C)
1984—Jets, 43-23 (NY)
1985—Jets, 29-20 (C)
1986—Bengals, 52-21 (C)
1987—Jets, 27-20 (NY)
1988—Bengals, 36-19 (C)
1990—Bengals, 25-20 (C)
1992—Jets, 17-14 (NY)
1993—Jets, 17-12 (NY)
1997—Jets, 31-14 (C)
2001—Jets, 15-14 (NY)
2004—Jets, 31-24 (NY)
2007—Bengals, 38-31 (C)
2008—Jets, 26-14 (NY)
2009—Jets, 37-0 (NY)

*Jets, 24-14 (C)

2010—Jets, 26-10 (NY)
2013—Bengals, 49-9 (C)
2016—Bengals, 23-22 (NY)
2019—Bengals, 22-6 (C)

(RS Pts.—Jets 597, Bengals 552)

(PS Pts.—Jets 68, Bengals 31)

*AFC First-Round Playoff

CINCINNATI vs. PHILADELPHIA

RS: Bengals lead series, 9-3-2

1971—Bengals, 37-14 (C)
1975—Bengals, 31-0 (P)
1979—Bengals, 37-13 (C)
1982—Bengals, 18-14 (P)
1988—Bengals, 28-24 (P)
1991—Eagles, 17-10 (P)
1994—Bengals, 33-30 (C)
1997—Eagles, 44-42 (P)
2000—Eagles, 16-7 (P)
2004—Bengals, 38-10 (P)
2008—Tie, 13-13 (C) OT
2012—Bengals, 34-13 (P)
2016—Bengals, 32-14 (C)
2020—Tie, 23-23 (P) OT
(RS Pts.—Bengals 383, Eagles 245)

CINCINNATI vs. PITTSBURGH

RS: Steelers lead series, 65-36

PS: Steelers lead series, 2-0

1970—Steelers, 21-10 (P)
 Bengals, 34-7 (C)
1971—Steelers, 21-10 (P)
 Steelers, 21-13 (C)
1972—Bengals, 15-10 (C)
 Steelers, 40-17 (P)
1973—Bengals, 19-7 (C)
 Steelers, 20-13 (P)

1974—Bengals, 17-10 (C)
 Steelers, 27-3 (P)
1975—Steelers, 30-24 (C)
 Steelers, 35-14 (P)
1976—Steelers, 23-6 (P)
 Steelers, 7-3 (C)
1977—Steelers, 20-14 (P)
 Bengals, 17-10 (C)
1978—Steelers, 28-3 (C)
 Steelers, 7-6 (P)
1979—Bengals, 34-10 (C)
 Steelers, 37-17 (P)
1980—Bengals, 30-28 (C)
 Bengals, 17-16 (P)
1981—Bengals, 34-7 (C)
 Bengals, 17-10 (P)
1982—Steelers, 26-20 (P) OT
1983—Steelers, 24-14 (C)
 Bengals, 23-10 (P)
1984—Steelers, 38-17 (P)
 Bengals, 22-20 (C)
1985—Bengals, 37-24 (P)
 Bengals, 26-21 (C)

1986—Bengals, 24-22 (C)
 Steelers, 30-9 (P)

1987—Steelers, 23-20 (P)
 Steelers, 30-16 (C)

1988—Bengals, 17-12 (P)
 Bengals, 42-7 (C)

1989—Bengals, 41-10 (C)
 Bengals, 26-16 (P)

1990—Bengals, 27-3 (C)
 Bengals, 16-12 (P)

1991—Steelers, 33-27 (C) OT
 Steelers, 17-10 (P)

1992—Steelers, 20-0 (P)
 Steelers, 21-9 (C)

1993—Steelers, 34-7 (P)
 Steelers, 24-16 (C)

1994—Steelers, 14-10 (P)
 Steelers, 38-15 (C)

1995—Bengals, 27-9 (P)
 Steelers, 49-31 (C)

1996—Steelers, 20-10 (P)
 Bengals, 34-24 (C)

1997—Steelers, 26-10 (C)
 Steelers, 20-3 (P)

1998—Bengals, 25-20 (C)
 Bengals, 25-24 (P)

1999—Steelers, 17-3 (C)
 Bengals, 27-20 (C)

2000—Steelers, 15-0 (P)
 Steelers, 48-28 (C)

2001—Steelers, 16-7 (P)
 Bengals, 26-23 (C) OT

2002—Steelers, 34-7 (C)
 Steelers, 29-21 (P)

2003—Steelers, 17-10 (C)
 Bengals, 24-20 (P)

2004—Steelers, 28-17 (C)
 Steelers, 19-14 (C)

2005—Steelers, 27-13 (C)
 Bengals, 38-31 (P)

*Steelers, 31-17 (C)

2006—Bengals, 28-20 (P)
 Steelers, 23-17 (C) OT

2007—Steelers, 24-13 (C)
 Steelers, 24-10 (P)

2008—Steelers, 38-10 (C)
 Steelers, 27-10 (P)

2009—Bengals, 23-20 (C)
 Bengals, 18-12 (P)

2010—Steelers, 27-21 (C)
 Steelers, 23-7 (P)

2011—Steelers, 24-17 (C)
 Steelers, 35-7 (P)

2012—Steelers, 24-17 (C)
 Bengals, 13-10 (P)

2013—Bengals, 20-10 (C)
 Steelers, 30-20 (P)

2014—Steelers, 42-21 (C)
 Steelers, 27-17 (P)

2015—Bengals, 16-10 (P)
 Steelers, 33-20 (C)

*Steelers, 18-16 (C)

2016—Steelers, 24-16 (P)
 Steelers, 24-20 (C)

2017—Steelers, 29-14 (P)
 Steelers, 23-20 (C)

2018—Steelers, 28-21 (C)
 Steelers, 16-13 (P)

2019—Steelers, 27-3 (P)
 Steelers, 16-10 (C)

2020—Steelers, 36-10 (P)
 Bengals, 27-17 (C)

(RS Pts.—Steelers 2,240, Bengals 1,757)

(PS Pts.—Steelers 49, Bengals 33)

*AFC First-Round Playoff

CINCINNATI vs. SAN FRANCISCO

RS: 49ers lead series, 10-4

PS: 49ers lead series, 2-0

1974—Bengals, 21-3 (SF)

1978—49ers, 28-12 (SF)

1981—49ers, 21-3 (C)
 *49ers, 26-21 (Detroit)

1984—49ers, 23-17 (SF)

1987—49ers, 27-26 (C)

1988—**49ers, 20-16 (South Florida)

1990—49ers, 20-17 (C) OT

1993—49ers, 21-8 (SF)

1996—49ers, 28-21 (SF)

1999—Bengals, 44-30 (C)

2003—Bengals, 41-38 (C)

2007—49ers, 20-13 (SF)

2011—49ers, 13-8 (C)

2015—Bengals, 24-14 (SF)

2019—49ers, 41-17 (C)

(RS Pts.—49ers 327, Bengals 272)

(PS Pts.—49ers 46, Bengals 37)

*Super Bowl XVI

**Super Bowl XXIII

CINCINNATI vs. SEATTLE

RS: Series tied, 10-10

PS: Bengals lead series, 1-0

1977—Bengals, 42-20 (C)

1981—Bengals, 27-21 (C)

1982—Bengals, 24-10 (C)

1984—Seahawks, 26-6 (C)

1985—Seahawks, 28-24 (C)

1986—Bengals, 34-7 (C)

1987—Bengals, 17-10 (S)

1988—*Bengals, 21-13 (C)

1989—Seahawks, 24-17 (C)

1990—Seahawks, 31-16 (S)

1991—Seahawks, 13-7 (C)

1992—Bengals, 21-3 (S)

1993—Seahawks, 19-10 (C)

1994—Bengals, 20-17 (S) OT

1995—Seahawks, 24-21 (S)

1999—Seahawks, 37-20 (S)

2003—Bengals, 27-24 (C)

2007—Seahawks, 24-21 (S)

2011—Bengals, 34-12 (S)

2015—Bengals, 27-24 (C) OT

2019—Seahawks, 21-20 (S)

(RS Pts.—Bengals 435, Seahawks 395)

(PS Pts.—Bengals 21, Seahawks 13)

*AFC Divisional Playoff

CINCINNATI vs. TAMPA BAY

RS: Buccaneers lead series, 7-5

1976—Bengals, 21-0 (C)

1980—Buccaneers, 17-12 (C)

1983—Bengals, 23-17 (TB)

1989—Bengals, 56-23 (C)

1995—Buccaneers, 19-16 (TB)

1998—Buccaneers, 35-0 (C)

ALL-TIME TEAM VS. TEAM RESULTS

2001—Buccaneers, 16-13 (C) OT
 2002—Buccaneers, 35-7 (C)
 2006—Buccaneers, 14-13 (TB)
 2010—Buccaneers, 24-21 (C)
 2014—Bengals, 14-13 (TB)
 2018—Bengals, 37-34 (C)
 (RS Pts.—Buccaneers 247, Bengals 233)
CINCINNATI vs. *TENNESSEE
 RS: Titans lead series, 40-34-1
 PS: Bengals lead series, 1-0
 1968—Oilers, 27-17 (C)
 1969—Tie, 31-31 (H)
 1970—Oilers, 20-13 (C)
 Bengals, 30-20 (H)
 1971—Oilers, 10-6 (H)
 Bengals, 28-13 (C)
 1972—Bengals, 30-7 (C)
 Bengals, 61-17 (H)
 1973—Bengals, 24-10 (C)
 Bengals, 27-24 (H)
 1974—Oilers, 34-21 (C)
 Oilers, 20-3 (H)
 1975—Bengals, 21-19 (H)
 Bengals, 23-19 (C)
 1976—Bengals, 27-7 (H)
 Bengals, 31-27 (C)
 1977—Bengals, 13-10 (C) OT
 Oilers, 21-16 (H)
 1978—Bengals, 28-13 (C)
 Oilers, 17-10 (H)
 1979—Oilers, 30-27 (C) OT
 Oilers, 42-21 (H)
 1980—Oilers, 13-10 (C)
 Oilers, 23-3 (H)
 1981—Oilers, 17-10 (H)
 Bengals, 34-21 (C)
 1982—Bengals, 27-6 (C)
 Bengals, 35-27 (H)
 1983—Bengals, 55-14 (H)
 Bengals, 38-10 (C)
 1984—Bengals, 13-3 (C)
 Bengals, 31-13 (H)
 1985—Oilers, 44-27 (H)
 Bengals, 45-27 (C)
 1986—Bengals, 31-28 (C)
 Oilers, 32-28 (H)
 1987—Oilers, 31-29 (C)
 Oilers, 21-17 (H)
 1988—Bengals, 44-21 (C)
 Oilers, 41-6 (H)
 1989—Oilers, 26-24 (H)
 Bengals, 61-7 (C)
 1990—Oilers, 48-17 (H)
 Bengals, 40-20 (C)
 **Bengals, 41-14 (C)
 1991—Oilers, 30-7 (C)
 Oilers, 35-3 (H)
 1992—Oilers, 38-24 (C)
 Oilers, 26-10 (H)
 1993—Oilers, 28-12 (H)
 Oilers, 38-3 (C)
 1994—Oilers, 20-13 (H)
 Bengals, 34-31 (C)
 1995—Oilers, 38-28 (C)
 Bengals, 32-25 (H)
 1996—Oilers, 30-27 (C) OT
 Bengals, 21-13 (H)
 1997—Oilers, 30-7 (T)
 Bengals, 41-14 (C)
 1998—Oilers, 23-14 (C)
 Oilers, 44-14 (T)
 1999—Titans, 36-35 (T)
 Titans, 24-14 (C)
 2000—Titans, 23-14 (C)
 Titans, 35-3 (T)
 2001—Titans, 20-7 (C)
 Bengals, 23-21 (T)
 2002—Titans, 30-24 (C)

2004—Titans, 27-20 (T)
 2005—Bengals, 31-23 (T)
 2007—Bengals, 35-6 (C)
 2008—Titans, 24-7 (C)
 2011—Bengals, 24-17 (T)
 2014—Bengals, 33-7 (C)
 2017—Titans, 24-20 (T)
 2020—Bengals, 31-20 (C)
 (RS Pts.—Bengals 1,744, Titans 1,731)
 (PS Pts.—Bengals 41, Titans 14)
**Franchise in Houston prior to 1997; known as Oilers prior to 1999*
***AFC First-Round Playoff*
CINCINNATI vs. *WASHINGTON
 RS: Series tied, 5-5-1
 1970—Redskins, 20-0 (W)
 1974—Bengals, 28-17 (C)
 1979—Redskins, 28-14 (W)
 1985—Redskins, 27-24 (W)
 1988—Bengals, 20-17 (C) OT
 1991—Redskins, 34-27 (C)
 2004—Bengals, 17-10 (W)
 2008—Bengals, 20-13 (C)
 2012—Bengals, 38-31 (W)
 2016—Tie, 27-27 (London)
 2020—Washington, 20-9 (W)
 (RS Pts.—Washington 244, Bengals 224)
**Franchise known as Redskins prior to 2020*
CLEVELAND vs. ARIZONA
 RS: Browns lead series, 33-15-3;
 See Arizona vs. Cleveland
CLEVELAND vs. ATLANTA
 RS: Browns lead series, 12-3;
 See Atlanta vs. Cleveland
CLEVELAND vs. BALTIMORE
 RS: Ravens lead series, 33-11;
 See Baltimore vs. Cleveland
CLEVELAND vs. BUFFALO
 RS: Browns lead series, 12-9
 PS: Browns lead series, 1-0;
 See Buffalo vs. Cleveland
CLEVELAND vs. CAROLINA
 RS: Panthers lead series, 4-2;
 See Carolina vs. Cleveland
CLEVELAND vs. CHICAGO
 RS: Browns lead series, 9-7;
 See Chicago vs. Cleveland
CLEVELAND vs. CINCINNATI
 RS: Bengals lead series, 51-44;
 See Cincinnati vs. Cleveland
CLEVELAND vs. DALLAS
 RS: Browns lead series, 16-13
 PS: Browns lead series, 2-1
 1960—Browns, 48-7 (D)
 1961—Browns, 25-7 (C)
 Browns, 38-17 (D)
 1962—Browns, 19-10 (C)
 Cowboys, 45-21 (D)
 1963—Browns, 41-24 (D)
 Browns, 27-17 (C)
 1964—Browns, 27-6 (C)
 Browns, 20-16 (D)
 1965—Browns, 23-17 (C)
 Browns, 24-17 (D)
 1966—Browns, 30-21 (C)
 Cowboys, 26-14 (D)
 1967—Cowboys, 21-14 (C)
 *Cowboys, 52-14 (D)
 1968—Cowboys, 28-7 (D)
 *Browns, 31-20 (C)
 1969—Browns, 42-10 (C)
 *Browns, 38-14 (D)
 1970—Cowboys, 6-2 (C)
 1974—Cowboys, 41-17 (D)
 1979—Browns, 26-7 (C)
 1982—Cowboys, 31-14 (D)
 1985—Cowboys, 20-7 (D)

1988—Browns, 24-21 (C)
 1991—Cowboys, 26-14 (C)
 1994—Browns, 19-14 (D)
 2004—Cowboys, 19-12 (D)
 2008—Cowboys, 28-10 (C)
 2012—Cowboys, 23-20 (D) OT
 2016—Cowboys, 35-10 (C)
 2020—Browns, 49-38 (D)
 (RS Pts.—Browns 644, Cowboys 598)
 (PS Pts.—Cowboys 86, Browns 83)
**Conference Championship*
CLEVELAND vs. DENVER
 RS: Broncos lead series, 21-6
 PS: Broncos lead series, 3-0
 1970—Browns, 27-13 (D)
 1971—Broncos, 27-0 (C)
 1972—Browns, 27-20 (D)
 1974—Browns, 23-21 (C)
 1975—Broncos, 16-15 (D)
 1976—Broncos, 44-13 (D)
 1978—Broncos, 19-7 (C)
 1980—Broncos, 19-16 (C)
 1981—Broncos, 23-20 (D) OT
 1983—Broncos, 27-6 (D)
 1984—Broncos, 24-14 (C)
 1986—*Broncos, 23-20 (C) OT
 1987—*Broncos, 38-33 (D)
 1988—Broncos, 30-7 (D)
 1989—Browns, 16-13 (C)
 *Broncos, 37-21 (D)
 1990—Browns, 30-29 (D)
 1991—Broncos, 17-7 (C)
 1992—Broncos, 12-0 (C)
 1993—Broncos, 29-14 (C)
 1994—Broncos, 26-14 (D)
 2000—Broncos, 44-10 (D)
 2003—Broncos, 23-20 (D) OT
 2006—Broncos, 17-7 (C)
 2008—Broncos, 34-30 (C)
 2009—Broncos, 27-6 (D)
 2012—Broncos, 34-12 (D)
 2015—Broncos, 26-23 (C) OT
 2018—Browns, 17-16 (D)
 2019—Broncos, 24-19 (D)
 (RS Pts.—Broncos 654, Browns 400)
 (PS Pts.—Broncos 98, Browns 74)
**AFC Championship*
CLEVELAND vs. DETROIT
 RS: Lions lead series, 16-4
 PS: Lions lead series, 3-1
 1952—Lions, 17-6 (D)
 *Lions, 17-7 (C)
 1953—*Lions, 17-16 (D)
 1954—Lions, 14-10 (C)
 *Browns, 56-10 (C)
 1957—Lions, 20-7 (D)
 *Lions, 59-14 (D)
 1958—Lions, 30-10 (C)
 1963—Lions, 38-10 (D)
 1964—Browns, 37-21 (C)
 1967—Lions, 31-14 (D)
 1969—Lions, 28-21 (C)
 1970—Lions, 41-24 (C)
 1975—Lions, 21-10 (D)
 1983—Browns, 31-26 (D)
 1986—Browns, 24-21 (C)
 1989—Lions, 13-10 (D)
 1992—Lions, 24-14 (D)
 1995—Lions, 38-20 (D)
 2001—Browns, 24-14 (C)
 2005—Lions, 13-10 (C)
 2009—Lions, 38-37 (D)
 2013—Lions, 31-17 (C)
 2017—Lions, 38-24 (D)
 (RS Pts.—Lions 517, Browns 360)
 (PS Pts.—Lions 103, Browns 93)
**NFL Championship*

ALL-TIME TEAM VS. TEAM RESULTS

CLEVELAND vs. GREEN BAY

RS: Packers lead series, 12-7

PS: Packers lead series, 1-0

1953—Browns, 27-0 (Mil)
 1955—Browns, 41-10 (C)
 1956—Browns, 24-7 (Mil)
 1961—Packers, 49-17 (C)
 1964—Packers, 28-21 (Mil)
 1965—Packers, 23-12 (GB)
 1966—Packers, 21-20 (C)
 1967—Packers, 55-7 (Mil)
 1969—Browns, 20-7 (C)
 1972—Packers, 26-10 (C)
 1980—Browns, 26-21 (C)
 1983—Packers, 35-21 (Mil)
 1986—Packers, 17-14 (C)
 1992—Browns, 17-6 (C)
 1995—Packers, 31-20 (C)
 2001—Packers, 30-7 (GB)
 2005—Browns, 26-24 (GB)
 2009—Packers, 31-3 (C)
 2013—Packers, 31-13 (GB)
 2017—Packers, 27-21 (C) OT

(RS Pts.—Packers 456, Browns 355)

(PS Pts.—Packers 23, Browns 12)

**NFL Championship*

CLEVELAND vs. HOUSTON

RS: Texans lead series, 7-4

2002—Browns, 34-17 (C)
 2004—Browns, 22-14 (H)
 2005—Texans, 19-16 (H)
 2006—Texans, 14-6 (H)
 2007—Browns, 27-17 (C)
 2008—Texans, 16-6 (C)
 2011—Texans, 30-12 (H)
 2014—Texans, 23-7 (C)
 2017—Texans, 33-17 (H)
 2018—Texans, 29-13 (H)
 2020—Browns, 10-7 (C)

(RS Pts.—Texans 219, Browns 170)

CLEVELAND vs. INDIANAPOLIS

RS: Colts lead series, 15-15

PS: Series tied, 2-2

1956—Colts, 21-7 (C)
 1959—Browns, 38-31 (B)
 1962—Colts, 36-14 (C)
 1964—Browns, 27-0 (C)
 1968—Browns, 30-20 (B)
 **Colts, 34-0 (C)
 1971—Browns, 14-13 (B)
 ***Colts, 20-3 (C)
 1973—Browns, 24-14 (C)
 1975—Colts, 21-7 (B)
 1978—Browns, 45-24 (B)
 1979—Browns, 13-10 (C)
 1980—Browns, 28-27 (B)
 1981—Browns, 42-28 (C)
 1983—Browns, 41-23 (C)
 1986—Browns, 24-9 (I)
 1987—Colts, 9-7 (C)

 ***Browns, 38-21 (C)

1988—Browns, 23-17 (C)
 1989—Colts, 23-17 (I) OT
 1991—Browns, 31-0 (I)
 1992—Colts, 14-3 (I)
 1993—Colts, 23-10 (I)
 1994—Browns, 21-14 (I)
 1999—Colts, 29-28 (C)
 2002—Colts, 28-23 (C)
 2003—Colts, 9-6 (C)
 2005—Colts, 13-6 (I)
 2008—Colts, 10-6 (C)
 2011—Browns, 27-19 (I)
 2012—Colts, 17-13 (I)
 2014—Colts, 25-24 (C)
 2017—Colts, 31-28 (I)
 2020—Browns, 32-23 (C)

(RS Pts.—Browns 632, Colts 581)

(PS Pts.—Colts 75, Browns 68)

**Franchise in Baltimore prior to 1984*

***NFL Championship*

****AFC Divisional Playoff*

CLEVELAND vs. JACKSONVILLE

RS: Jaguars lead series, 12-6

1995—Jaguars, 23-15 (C)
 Jaguars, 24-21 (J)
 1999—Jaguars, 24-7 (J)
 Jaguars, 24-14 (C)
 2000—Jaguars, 27-7 (C)
 Jaguars, 48-0 (J)
 2001—Browns, 23-14 (J)
 Jaguars, 15-10 (C)
 2002—Browns, 21-20 (J)
 2005—Jaguars, 20-14 (C)
 2008—Browns, 23-17 (J)
 2009—Browns, 23-17 (C)
 2010—Jaguars, 24-20 (J)
 2011—Browns, 14-10 (C)
 2013—Jaguars, 32-28 (C)
 2014—Jaguars, 24-6 (J)
 2017—Jaguars, 19-7 (C)
 2020—Browns, 27-25 (J)

(RS Pts.—Jaguars 407, Browns 280)

CLEVELAND vs. KANSAS CITY

RS: Chiefs lead series, 13-11-2

PS: Chiefs lead series, 1-0

1971—Chiefs, 13-7 (KC)
 1972—Chiefs, 31-7 (C)
 1973—Tie, 20-20 (KC)
 1975—Browns, 40-14 (C)
 1976—Chiefs, 39-14 (KC)
 1977—Browns, 44-7 (C)
 1978—Chiefs, 17-3 (KC)
 1979—Browns, 27-24 (KC)
 1980—Browns, 20-13 (C)
 1984—Chiefs, 10-6 (KC)
 1986—Browns, 20-7 (C)
 1988—Browns, 6-3 (KC)
 1989—Tie, 10-10 (C) OT
 1990—Chiefs, 34-0 (KC)
 1991—Browns, 20-15 (C)
 1994—Chiefs, 20-13 (KC)
 1995—Browns, 35-17 (C)
 2002—Chiefs, 40-39 (C)
 2003—Chiefs, 41-20 (KC)
 2006—Browns, 31-28 (C) OT
 2009—Browns, 41-34 (KC)
 2010—Chiefs, 16-14 (C)
 2012—Browns, 30-7 (C)
 2013—Chiefs, 23-17 (KC)
 2015—Chiefs, 17-13 (KC)
 2018—Chiefs, 37-21 (C)
 2020—Chiefs, 22-17 (KC)

(RS Pts.—Chiefs 537, Browns 518)

(PS Pts.—Chiefs 22, Browns 17)

**AFC Divisional Playoff*

CLEVELAND vs. LAS VEGAS

RS: Raiders lead series, 14-10

PS: Raiders lead series, 2-0

1970—Raiders, 23-20 (O)
 1971—Raiders, 34-20 (C)
 1973—Browns, 7-3 (O)
 1974—Raiders, 40-24 (C)
 1975—Raiders, 38-17 (O)
 1977—Raiders, 26-10 (C)
 1979—Raiders, 19-14 (O)
 1980—Raiders, 14-12 (C)
 1982—Raiders, 27-10 (LA)
 1985—Raiders, 21-20 (C)
 1986—Raiders, 27-14 (LA)
 1987—Browns, 24-17 (LA)
 1992—Browns, 28-16 (LA)
 1993—Browns, 19-16 (LA)
 2000—Raiders, 36-10 (O)

2003—Browns, 13-7 (C)

2005—Browns, 9-7 (O)

2006—Browns, 24-21 (O)

2007—Raiders, 26-24 (O)

2009—Browns, 23-9 (C)

2011—Raiders, 24-17 (O)

2012—Browns, 20-17 (O)

2014—Browns, 23-13 (C)

2015—Raiders, 27-20 (C)

2018—Raiders, 45-42 (O) OT

2020—Raiders, 16-6 (C)

(RS Pts.—Raiders 528, Browns 448)

(PS Pts.—Raiders 41, Browns 22)

**Franchise in Los Angeles from 1982-94 and*

in Oakland from 1960-81 and from 1995-

2019

***AFC Divisional Playoff*

****AFC First-Round Playoff*

CLEVELAND vs. L.A. CHARGERS

RS: Chargers lead series, 17-9-1

1970—Chargers, 27-10 (C)

1972—Browns, 21-17 (SD)

1973—Tie, 16-16 (C)

1974—Chargers, 36-35 (SD)

1976—Browns, 21-17 (C)

1977—Chargers, 37-14 (SD)

1981—Chargers, 44-14 (C)

1982—Chargers, 30-13 (C)

1983—Browns, 30-24 (SD) OT

1985—Browns, 21-7 (SD)

1986—Browns, 47-17 (C)

1987—Chargers, 27-24 (SD) OT

1990—Chargers, 24-14 (C)

1991—Browns, 30-24 (SD) OT

1992—Chargers, 14-13 (C)

1995—Chargers, 31-13 (SD)

1999—Chargers, 23-10 (SD)

2001—Browns, 20-16 (C)

2003—Chargers, 26-20 (C)

2004—Chargers, 21-0 (C)

2006—Chargers, 32-25 (SD)

2009—Chargers, 30-23 (C)

2012—Browns, 7-6 (C)

2015—Chargers, 30-27 (SD)

2016—Browns, 20-17 (C)

2017—Chargers, 19-10 (LA)

2018—Chargers, 38-14 (C)

(RS Pts.—Chargers 650, Browns 512)

**Franchise in San Diego from 1961-2016*

CLEVELAND vs. L.A. RAMS

RS: Rams lead series, 12-9

PS: Browns lead series, 2-1

1950—Browns, 30-28 (C)

1951—Browns, 38-23 (LA)

 **Rams, 24-17 (LA)

1952—Browns, 37-7 (C)

1955—Browns, 38-14 (LA)

1957—Browns, 45-31 (C)

1958—Browns, 30-27 (LA)

1963—Browns, 20-6 (C)

1965—Rams, 42-7 (LA)

1968—Rams, 24-6 (C)

1973—Rams, 30-17 (LA)

1977—Rams, 9-0 (C)

1978—Browns, 30-19 (C)

1981—Rams, 27-16 (LA)

1984—Rams, 20-17 (LA)

1987—Browns, 30-17 (C)

1990—Rams, 38-23 (C)

1993—Browns, 42-14 (LA)

1999—Rams, 34-3 (StL)

2003—Rams, 26-20 (C)

2007—Browns, 27-20 (StL)

2011—Rams, 13-12 (C)

2015—Rams, 24-6 (StL)

2019—Rams, 20-13 (C)

(RS Pts.—Rams 471, Browns 439)

ALL-TIME TEAM VS. TEAM RESULTS

(PS Pts.—Browns 85, Rams 66)
**Franchise in St. Louis from 1995-2015*
***NFL Championship*

CLEVELAND vs. MIAMI

RS: Series tied, 9-9
 PS: Dolphins lead series, 2-0
 1970—Browns, 28-0 (M)
 1972—*Dolphins, 20-14 (M)
 1973—Dolphins, 17-9 (C)
 1976—Browns, 17-13 (C)
 1979—Browns, 30-24 (C) OT
 1985—*Dolphins, 24-21 (M)
 1986—Browns, 26-16 (C)
 1988—Dolphins, 38-31 (M)
 1989—Dolphins, 13-10 (M) OT
 1990—Dolphins, 30-13 (C)
 1992—Dolphins, 27-23 (C)
 1993—Dolphins, 24-14 (C)
 2004—Dolphins, 10-7 (M)
 2005—Browns, 22-0 (C)
 2007—Browns, 41-31 (C)
 2010—Browns, 13-10 (M)
 2011—Browns, 17-16 (C)
 2013—Dolphins, 23-10 (C)
 2016—Dolphins, 30-24 (M) OT
 2019—Browns, 41-24 (C)
 (RS Pts.—Browns 376, Dolphins 346)
 (PS Pts.—Dolphins 44, Browns 35)

AFC Divisional Playoff*CLEVELAND vs. MINNESOTA**

RS: Vikings lead series, 11-4
 PS: Vikings lead series, 1-0
 1965—Vikings, 27-17 (C)
 1967—Browns, 14-10 (C)
 1969—Vikings, 51-3 (M)
 *Vikings, 27-7 (M)
 1973—Vikings, 26-3 (M)
 1975—Vikings, 42-10 (C)
 1980—Vikings, 28-23 (M)
 1983—Vikings, 27-21 (C)
 1986—Browns, 23-20 (M)
 1989—Browns, 23-17 (C) OT
 1992—Vikings, 17-13 (M)
 1995—Vikings, 27-11 (M)
 2005—Vikings, 24-12 (M)
 2009—Vikings, 34-20 (C)
 2013—Browns, 31-27 (M)
 2017—Vikings, 33-16 (London)
 (RS Pts.—Vikings 410, Browns 240)
 (PS Pts.—Vikings 27, Browns 7)

NFL Championship*CLEVELAND vs. NEW ENGLAND**

RS: Series tied, 12-12
 PS: Browns lead series, 1-0
 1971—Browns, 27-7 (C)
 1974—Browns, 21-14 (NE)
 1977—Browns, 30-27 (C) OT
 1980—Patriots, 34-17 (NE)
 1982—Browns, 10-7 (C)
 1983—Browns, 30-0 (NE)
 1984—Patriots, 17-16 (C)
 1985—Browns, 24-20 (C)
 1987—Browns, 20-10 (NE)
 1991—Browns, 20-0 (NE)
 1992—Browns, 19-17 (NE)
 1993—Patriots, 20-17 (C)
 1994—Browns, 13-6 (C)
 *Browns, 20-13 (C)
 1995—Patriots, 17-14 (NE)
 1999—Patriots, 19-7 (C)
 2000—Browns, 19-11 (C)
 2001—Patriots, 27-16 (NE)
 2003—Patriots, 9-3 (NE)
 2004—Patriots, 42-15 (C)
 2007—Patriots, 34-17 (NE)
 2010—Browns, 34-14 (C)
 2013—Patriots, 27-26 (NE)

2016—Patriots, 33-13 (C)
 2019—Patriots, 27-13 (NE)
 (RS Pts.—Browns 441, Patriots 439)
 (PS Pts.—Browns 20, Patriots 13)

AFC First-Round Playoff*CLEVELAND vs. NEW ORLEANS**

RS: Browns lead series, 13-5
 1967—Browns, 42-7 (NO)
 1968—Browns, 24-10 (NO)
 Browns, 35-17 (C)
 1969—Browns, 27-17 (NO)
 1971—Browns, 21-17 (NO)
 1975—Browns, 17-16 (C)
 1978—Browns, 24-16 (NO)
 1981—Browns, 20-17 (C)
 1984—Saints, 16-14 (C)
 1987—Saints, 28-21 (NO)
 1990—Saints, 25-20 (NO)
 1993—Browns, 17-13 (C)
 1999—Browns, 21-16 (NO)
 2002—Browns, 24-15 (NO)
 2006—Saints, 19-14 (C)
 2010—Browns, 30-17 (NO)
 2014—Browns, 26-24 (C)
 2018—Saints, 21-18 (NO)
 (RS Pts.—Browns 415, Saints 311)

CLEVELAND vs. N.Y. GIANTS

RS: Browns lead series, 27-21-2
 PS: Series tied, 1-1
 1950—Giants, 6-0 (C)
 Giants, 17-13 (NY)
 *Browns, 8-3 (C)
 1951—Browns, 14-13 (C)
 Browns, 10-0 (NY)
 1952—Giants, 17-9 (C)
 Giants, 37-34 (NY)
 1953—Browns, 7-0 (NY)
 Browns, 62-14 (C)
 1954—Browns, 24-14 (C)
 Browns, 16-7 (NY)
 1955—Browns, 24-14 (C)
 Tie, 35-35 (NY)
 1956—Giants, 21-9 (C)
 Browns, 24-7 (NY)
 1957—Browns, 6-3 (C)
 Browns, 34-28 (NY)
 1958—Giants, 21-17 (C)
 Giants, 13-10 (NY)
 *Giants, 10-0 (NY)
 1959—Giants, 10-6 (C)
 Giants, 48-7 (NY)
 1960—Giants, 17-13 (C)
 Browns, 48-34 (NY)
 1961—Giants, 37-21 (C)
 Tie, 7-7 (NY)
 1962—Browns, 17-7 (C)
 Giants, 17-13 (NY)
 1963—Browns, 35-24 (NY)
 Giants, 33-6 (C)
 1964—Browns, 42-20 (C)
 Browns, 52-20 (NY)
 1965—Browns, 38-14 (NY)
 Browns, 34-21 (C)
 1966—Browns, 28-7 (NY)
 Browns, 49-40 (C)
 1967—Giants, 38-34 (NY)
 Browns, 24-14 (C)
 1968—Browns, 45-10 (C)
 1969—Browns, 28-17 (C)
 Giants, 27-14 (NY)
 1973—Browns, 12-10 (C)
 1977—Browns, 21-7 (NY)
 1985—Browns, 35-33 (NY)
 1991—Giants, 13-10 (NY)
 1994—Giants, 16-13 (C)
 2000—Giants, 24-3 (C)
 2004—Giants, 27-10 (NY)

2008—Browns, 35-14 (C)
 2012—Giants, 41-27 (NY)
 2016—Giants, 27-13 (C)
 2020—Browns, 20-6 (NY)
 (RS Pts.—Browns 1,108, Giants 947)
 (PS Pts.—Giants 13, Browns 8)
**Conference Playoff*

CLEVELAND vs. N.Y. JETS

RS: Browns lead series, 14-13
 PS: Browns lead series, 1-0
 1970—Browns, 31-21 (C)
 1972—Browns, 26-10 (NY)
 1976—Browns, 38-17 (C)
 1978—Browns, 37-34 (C) OT
 1979—Browns, 25-22 (NY) OT
 1980—Browns, 17-14 (C)
 1981—Jets, 14-13 (C)
 1983—Browns, 10-7 (C)
 1984—Jets, 24-20 (C)
 1985—Jets, 37-10 (NY)
 1986—*Browns, 23-20 (C) OT
 1988—Jets, 23-3 (C)
 1989—Browns, 38-24 (C)
 1990—Jets, 24-21 (NY)
 1991—Jets, 17-14 (C)
 1994—Browns, 27-7 (C)
 2002—Browns, 24-21 (NY)
 2004—Jets, 10-7 (C)
 2006—Browns, 20-13 (C)
 2007—Browns, 24-18 (NY)
 2010—Jets, 26-20 (NY) OT
 2013—Jets, 24-13 (NY)
 2015—Jets, 31-10 (NY)
 2016—Jets, 31-28 (C)
 2017—Jets, 17-14 (C)
 2018—Browns, 21-17 (C)
 2019—Browns, 23-3 (NY)
 2020—Jets, 23-16 (NY)
 (RS Pts.—Browns 550, Jets 529)
 (PS Pts.—Browns 23, Jets 20)

AFC Divisional Playoff*CLEVELAND vs. PHILADELPHIA**

RS: Browns lead series, 32-17-1
 1950—Browns, 35-10 (P)
 Browns, 13-7 (C)
 1951—Browns, 20-17 (C)
 Browns, 24-9 (P)
 1952—Browns, 49-7 (P)
 Eagles, 28-20 (C)
 1953—Browns, 37-13 (C)
 Eagles, 42-27 (P)
 1954—Eagles, 28-10 (P)
 Browns, 6-0 (C)
 1955—Browns, 21-17 (C)
 Eagles, 33-17 (P)
 1956—Browns, 16-0 (P)
 Browns, 17-14 (C)
 1957—Browns, 24-7 (C)
 Eagles, 17-7 (P)
 1958—Browns, 28-14 (C)
 Browns, 21-14 (P)
 1959—Browns, 28-7 (C)
 Browns, 28-21 (P)
 1960—Browns, 41-24 (P)
 Eagles, 31-29 (C)
 1961—Eagles, 27-20 (P)
 Browns, 45-24 (C)
 1962—Eagles, 35-7 (P)
 Tie, 14-14 (C)
 1963—Browns, 37-7 (C)
 Browns, 23-17 (P)
 1964—Browns, 28-20 (P)
 Browns, 38-24 (C)
 1965—Browns, 35-17 (P)
 Browns, 38-34 (C)
 1966—Browns, 27-7 (C)
 Eagles, 33-21 (P)

ALL-TIME TEAM VS. TEAM RESULTS

1967—Eagles, 28-24 (P)
 1968—Browns, 47-13 (C)
 1969—Browns, 27-20 (P)
 1972—Browns, 27-17 (P)
 1976—Browns, 24-3 (C)
 1979—Browns, 24-19 (P)
 1982—Eagles, 24-21 (C)
 1988—Browns, 19-3 (C)
 1991—Eagles, 32-30 (C)
 1994—Browns, 26-7 (P)
 2000—Eagles, 35-24 (C)
 2004—Eagles, 34-31 (C) OT
 2008—Eagles, 30-10 (P)
 2012—Eagles, 17-16 (C)
 2016—Eagles, 29-10 (P)
 2020—Browns, 22-17 (C)
 (RS Pts.—Browns 1,233, Eagles 947)

CLEVELAND vs. PITTSBURGH

RS: Steelers lead series, 75-60-1

PS: Steelers lead series, 2-1

1950—Browns, 30-17 (P)
 Browns, 45-7 (C)
 1951—Browns, 17-0 (C)
 Browns, 28-0 (P)
 1952—Browns, 21-20 (P)
 Browns, 29-28 (C)
 1953—Browns, 34-16 (C)
 Browns, 20-16 (P)
 1954—Steelers, 55-27 (P)
 Browns, 42-7 (C)
 1955—Browns, 41-14 (C)
 Browns, 30-7 (P)
 1956—Browns, 14-10 (P)
 Steelers, 24-16 (C)
 1957—Browns, 23-12 (P)
 Browns, 24-0 (C)
 1958—Browns, 45-12 (P)
 Browns, 27-10 (C)
 1959—Steelers, 17-7 (P)
 Steelers, 21-20 (C)
 1960—Browns, 28-20 (C)
 Steelers, 14-10 (P)
 1961—Browns, 30-28 (P)
 Steelers, 17-13 (C)
 1962—Browns, 41-14 (P)
 Browns, 35-14 (C)
 1963—Browns, 35-23 (C)
 Steelers, 9-7 (P)
 1964—Steelers, 23-7 (C)
 Browns, 30-17 (P)
 1965—Browns, 24-19 (C)
 Browns, 42-21 (P)
 1966—Browns, 41-10 (C)
 Steelers, 16-6 (P)
 1967—Browns, 21-10 (C)
 Browns, 34-14 (P)
 1968—Browns, 31-24 (C)
 Browns, 45-24 (P)
 1969—Browns, 42-31 (C)
 Browns, 24-3 (P)
 1970—Browns, 15-7 (C)
 Steelers, 28-9 (P)
 1971—Browns, 27-17 (C)
 Steelers, 26-9 (P)
 1972—Browns, 26-24 (C)
 Steelers, 30-0 (P)
 1973—Steelers, 33-6 (P)
 Browns, 21-16 (C)
 1974—Steelers, 20-16 (P)
 Steelers, 26-16 (C)
 1975—Steelers, 42-6 (C)
 Steelers, 31-17 (P)
 1976—Steelers, 31-14 (P)
 Browns, 18-16 (C)
 1977—Steelers, 28-14 (C)
 Steelers, 35-31 (P)
 1978—Steelers, 15-9 (P) OT
 Steelers, 34-14 (C)

1979—Steelers, 51-35 (C)
 Steelers, 33-30 (P) OT
 1980—Browns, 27-26 (C)
 Steelers, 16-13 (P)
 1981—Steelers, 13-7 (P)
 Steelers, 32-10 (C)
 1982—Browns, 10-9 (C)
 Steelers, 37-21 (P)
 1983—Steelers, 44-17 (P)
 Browns, 30-17 (C)
 1984—Browns, 20-10 (C)
 Steelers, 23-20 (P)
 1985—Browns, 17-7 (C)
 Steelers, 10-9 (P)
 1986—Browns, 27-24 (P)
 Browns, 37-31 (C) OT
 1987—Browns, 34-10 (C)
 Browns, 19-13 (P)
 1988—Browns, 23-9 (P)
 Browns, 27-7 (C)
 1989—Browns, 51-0 (P)
 Steelers, 17-7 (C)
 1990—Browns, 13-3 (C)
 Steelers, 35-0 (P)
 1991—Browns, 17-14 (C)
 Steelers, 17-10 (P)
 1992—Browns, 17-9 (C)
 Steelers, 23-13 (P)
 1993—Browns, 28-23 (C)
 Steelers, 16-9 (P)
 1994—Steelers, 17-10 (C)
 Steelers, 17-7 (P)
 *Steelers, 29-9 (P)
 1995—Steelers, 20-3 (P)
 Steelers, 20-17 (C)
 1999—Steelers, 43-0 (C)
 Browns, 16-15 (P)
 2000—Browns, 23-20 (C)
 Steelers, 22-0 (P)
 2001—Steelers, 15-12 (C) OT
 Steelers, 28-7 (P)
 2002—Steelers, 16-13 (P) OT
 Steelers, 23-20 (C)
 **Steelers, 36-33 (P)
 2003—Browns, 33-13 (P)
 Steelers, 13-6 (C)
 2004—Steelers, 34-23 (P)
 Steelers, 24-10 (C)
 2005—Steelers, 34-21 (P)
 Steelers, 41-0 (C)
 2006—Steelers, 24-20 (C)
 Steelers, 27-7 (P)
 2007—Steelers, 34-7 (C)
 Steelers, 31-28 (P)
 2008—Steelers, 10-6 (C)
 Steelers, 31-0 (P)
 2009—Steelers, 27-14 (P)
 Browns, 13-6 (C)
 2010—Steelers, 28-10 (P)
 Steelers, 41-9 (C)
 2011—Steelers, 14-3 (P)
 Steelers, 13-9 (C)
 2012—Browns, 20-14 (C)
 Steelers, 24-10 (P)
 2013—Steelers, 27-11 (C)
 Steelers, 20-7 (P)
 2014—Steelers, 30-27 (P)
 Browns, 31-10 (C)
 2015—Steelers, 30-9 (P)
 Steelers, 28-12 (C)
 2016—Steelers, 24-9 (C)
 Steelers, 27-24 (P) OT
 2017—Steelers, 21-18 (C)
 Steelers, 28-24 (P)
 2018—Tie, 21-21 (C) OT
 Steelers, 33-18 (P)
 2019—Browns, 21-7 (C)
 Steelers, 20-13 (P)

2020—Steelers, 38-7 (P)
 Browns, 24-22 (C)
 **Browns, 48-37 (P)
 (RS Pts.—Steelers 2,807, Browns 2,605)
 (PS Pts.—Steelers 102, Browns 90)
 *AFC Divisional Playoff
 **AFC First-Round Playoff
CLEVELAND vs. SAN FRANCISCO
 RS: Browns lead series, 12-8
 1950—Browns, 34-14 (C)
 1951—49ers, 24-10 (SF)
 1953—Browns, 23-21 (C)
 1955—Browns, 38-3 (SF)
 1959—49ers, 21-20 (C)
 1962—Browns, 13-10 (SF)
 1968—Browns, 33-21 (SF)
 1970—49ers, 34-31 (SF)
 1974—Browns, 7-0 (C)
 1978—Browns, 24-7 (C)
 1981—Browns, 15-12 (SF)
 1984—49ers, 41-7 (C)
 1987—49ers, 38-24 (SF)
 1990—49ers, 20-17 (SF)
 1993—Browns, 23-13 (C)
 2003—Browns, 13-12 (SF)
 2007—Browns, 20-7 (C)
 2011—49ers, 20-10 (SF)
 2015—Browns, 24-10 (C)
 2019—49ers, 31-3 (SF)
 (RS Pts.—Browns 389, 49ers 359)
CLEVELAND vs. SEATTLE
 RS: Seahawks lead series, 13-6
 1977—Seahawks, 20-19 (S)
 1978—Seahawks, 47-24 (S)
 1979—Seahawks, 29-24 (C)
 1980—Browns, 27-3 (S)
 1981—Seahawks, 42-21 (S)
 1982—Browns, 21-7 (S)
 1983—Seahawks, 24-9 (C)
 1984—Seahawks, 33-0 (S)
 1985—Seahawks, 31-13 (S)
 1988—Seahawks, 16-10 (C)
 1989—Browns, 17-7 (S)
 1993—Seahawks, 22-5 (S)
 1994—Browns, 35-9 (C)
 2001—Seahawks, 9-6 (C)
 2003—Seahawks, 34-7 (S)
 2007—Browns, 33-30 (C) OT
 2011—Browns, 6-3 (C)
 2015—Seahawks, 30-13 (S)
 2019—Seahawks, 32-28 (C)
 (RS Pts.—Seahawks 428, Browns 318)
CLEVELAND vs. TAMPA BAY
 RS: Browns lead series, 6-4
 1976—Browns, 24-7 (TB)
 1980—Browns, 34-27 (TB)
 1983—Browns, 20-0 (C)
 1989—Browns, 42-31 (TB)
 1995—Browns, 22-6 (C)
 2002—Buccaneers, 17-3 (TB)
 2006—Buccaneers, 22-7 (C)
 2010—Buccaneers, 17-14 (TB)
 2014—Browns, 22-17 (C)
 2018—Buccaneers, 26-23 (TB) OT
 (RS Pts.—Browns 211, Buccaneers 170)
CLEVELAND vs. TENNESSEE
 RS: Browns lead series, 36-31
 PS: Titans lead series, 1-0
 1970—Browns, 28-14 (C)
 Browns, 21-10 (H)
 1971—Browns, 31-0 (C)
 Browns, 37-24 (H)
 1972—Browns, 23-17 (H)
 Browns, 20-0 (C)
 1973—Browns, 42-13 (C)
 Browns, 23-13 (H)
 1974—Browns, 20-7 (C)
 Oilers, 28-24 (H)

ALL-TIME TEAM VS. TEAM RESULTS

1975—Oilers, 40-10 (C)
Oilers, 21-10 (H)
1976—Browns, 21-7 (H)
Browns, 13-10 (C)
1977—Browns, 24-23 (H)
Oilers, 19-15 (C)
1978—Oilers, 16-13 (C)
Oilers, 14-10 (H)
1979—Oilers, 31-10 (H)
Browns, 14-7 (C)
1980—Oilers, 16-7 (C)
Browns, 17-14 (H)
1981—Oilers, 9-3 (C)
Oilers, 17-13 (H)
1982—Browns, 20-14 (H)
1983—Browns, 25-19 (C) OT
Oilers, 34-27 (H)
1984—Browns, 27-10 (C)
Browns, 27-20 (H)
1985—Browns, 21-6 (H)
Browns, 28-21 (C)
1986—Browns, 23-20 (H)
Browns, 13-10 (C) OT
1987—Oilers, 15-10 (C)
Browns, 40-7 (H)
1988—Oilers, 24-17 (H)
Browns, 28-23 (C)
**Oilers, 24-23 (C)
1989—Browns, 28-17 (C)
Browns, 24-20 (H)
1990—Oilers, 35-23 (C)
Oilers, 58-14 (H)
1991—Oilers, 28-24 (H)
Oilers, 17-14 (C)
1992—Browns, 24-14 (H)
Oilers, 17-14 (C)
1993—Oilers, 27-20 (C)
Oilers, 19-17 (H)
1994—Browns, 11-8 (H)
Browns, 34-10 (C)
1995—Browns, 14-7 (H)
Oilers, 37-10 (C)
1999—Titans, 26-9 (T)
Titans, 33-21 (C)
2000—Titans, 24-10 (T)
Titans, 24-0 (C)
2001—Titans, 31-15 (C)
Browns, 41-38 (T)
2002—Browns, 31-28 (T) OT
2005—Browns, 20-14 (C)
2008—Titans, 28-9 (T)
2011—Titans, 31-13 (C)
2014—Browns, 29-28 (T)
2015—Browns, 28-14 (C)
2016—Titans, 28-26 (T)
2017—Titans, 12-9 (C) OT
2019—Titans, 43-13 (C)
2020—Browns, 41-35 (T)
(RS Pts.—Titans 1,344, Browns 1,341)
(PS Pts.—Titans 24, Browns 23)
**Franchise in Houston prior to 1997; known as Oilers prior to 1999*
***AFC First-Round Playoff*
CLEVELAND vs. WASHINGTON
RS: Browns lead series, 34-12-1
1950—Browns, 20-14 (C)
Browns, 45-21 (W)
1951—Browns, 45-0 (C)
1952—Browns, 19-15 (C)
Browns, 48-24 (W)
1953—Browns, 30-14 (W)
Browns, 27-3 (C)
1954—Browns, 62-3 (C)
Browns, 34-14 (W)
1955—Redskins, 27-17 (C)
Browns, 24-14 (W)

1956—Redskins, 20-9 (W)
Redskins, 20-17 (C)
1957—Browns, 21-17 (C)
Tie, 30-30 (W)
1958—Browns, 20-10 (W)
Browns, 21-14 (C)
1959—Browns, 34-7 (C)
Browns, 31-17 (W)
1960—Browns, 31-10 (W)
Browns, 27-16 (C)
1961—Browns, 31-7 (C)
Browns, 17-6 (W)
1962—Redskins, 17-16 (C)
Redskins, 17-9 (W)
1963—Browns, 37-14 (C)
Browns, 27-20 (W)
1964—Browns, 27-13 (W)
Browns, 34-24 (C)
1965—Browns, 17-7 (W)
Browns, 24-16 (C)
1966—Browns, 38-14 (W)
Browns, 14-3 (C)
1967—Browns, 42-37 (C)
1968—Browns, 24-21 (W)
1969—Browns, 27-23 (C)
1971—Browns, 20-13 (W)
1975—Redskins, 23-7 (C)
1979—Redskins, 13-9 (C)
1985—Redskins, 14-7 (C)
1988—Browns, 17-13 (W)
1991—Redskins, 42-17 (W)
2004—Browns, 17-13 (C)
2008—Redskins, 14-11 (W)
2012—Redskins, 38-21 (C)
2016—Redskins, 31-20 (W)
2020—Browns, 34-20 (C)
(RS Pts.—Browns 1,176, Washington 783)
**Franchise known as Redskins prior to 2020*

DALLAS vs. ARIZONA

RS: Cowboys lead series, 56-32-1

PS: Cardinals lead series, 1-0;

See Arizona vs. Dallas

DALLAS vs. ATLANTA

RS: Cowboys lead series, 16-11

PS: Cowboys lead series, 2-0;

See Atlanta vs. Dallas

DALLAS vs. BALTIMORE

RS: Ravens lead series, 5-1;

See Baltimore vs. Dallas

DALLAS vs. BUFFALO

RS: Cowboys lead series, 6-5

PS: Cowboys lead series, 2-0;

See Buffalo vs. Dallas

DALLAS vs. CAROLINA

RS: Cowboys lead series, 9-3

PS: Panthers lead series, 2-0;

See Carolina vs. Dallas

DALLAS vs. CHICAGO

RS: Cowboys lead series, 13-12

PS: Cowboys lead series, 2-0;

See Chicago vs. Dallas

DALLAS vs. CINCINNATI

RS: Cowboys lead series, 9-4;

See Cincinnati vs. Dallas

DALLAS vs. CLEVELAND

RS: Browns lead series, 16-13

PS: Browns lead series, 2-1;

See Cleveland vs. Dallas

DALLAS vs. DENVER

RS: Broncos lead series, 8-4

PS: Cowboys lead series, 1-0

1973—Cowboys, 22-10 (Den)

1977—Cowboys, 14-6 (Dal)

*Cowboys, 27-10 (New Orleans)

1980—Broncos, 41-20 (Den)

1986—Broncos, 29-14 (Den)

1992—Cowboys, 31-27 (Den)
1995—Cowboys, 31-21 (Dal)
1998—Broncos, 42-23 (Den)
2001—Broncos, 26-24 (Dal)
2005—Broncos, 24-21 (Dal) OT
2009—Broncos, 17-10 (Den)
2013—Broncos, 51-48 (Dal)
2017—Broncos, 42-17 (Den)
(RS Pts.—Broncos 336, Cowboys 275)
(PS Pts.—Cowboys 27, Broncos 10)

Super Bowl XII*DALLAS vs. DETROIT**

RS: Cowboys lead series, 15-11

PS: Cowboys lead series, 2-1

1960—Lions, 23-14 (Det)

1963—Cowboys, 17-14 (Dal)

1968—Cowboys, 59-13 (Dal)

1970—*Cowboys, 5-0 (Dal)

1972—Cowboys, 28-24 (Dal)

1975—Cowboys, 36-10 (Det)

1977—Cowboys, 37-0 (Dal)

1981—Lions, 27-24 (Det)

1985—Lions, 26-21 (Det)

1986—Cowboys, 31-7 (Det)

1987—Lions, 27-17 (Det)

1991—Lions, 34-10 (Det)

*Lions, 38-6 (Det)

1992—Cowboys, 37-3 (Det)

1994—Lions, 20-17 (Dal) OT

2001—Lions, 15-10 (Det)

2002—Lions, 9-7 (Det)

2003—Cowboys, 38-7 (Det)

2004—Cowboys, 31-21 (Dal)

2005—Cowboys, 20-7 (Dal)

2006—Lions, 39-31 (Dal)

2007—Cowboys, 28-27 (Det)

2010—Cowboys, 35-19 (Dal)

2011—Lions, 34-30 (Dal)

2013—Lions, 31-30 (Det)

2014—**Cowboys, 24-20 (Dal)

2016—Cowboys, 42-21 (Dal)

2018—Cowboys, 26-24 (Dal)

2019—Cowboys, 35-27 (Det)

(RS Pts.—Cowboys 711, Lions 509)

(PS Pts.—Lions 58, Cowboys 35)

NFC Divisional Playoff**NFC First-Round Playoff***DALLAS vs. GREEN BAY**

RS: Packers lead series, 16-13

PS: Series tied, 4-4

1960—Packers, 41-7 (GB)

1964—Packers, 45-21 (D)

1965—Packers, 13-3 (Mil)

1966—*Packers, 34-27 (D)

1967—*Packers, 21-17 (GB)

1968—*Packers, 28-17 (D)

1970—Cowboys, 16-3 (D)

1972—Packers, 16-13 (Mil)

1975—Packers, 19-17 (D)

1978—Cowboys, 42-14 (Mil)

1980—Cowboys, 28-7 (Mil)

1982—**Cowboys, 37-26 (D)

1984—Cowboys, 20-6 (D)

1989—Packers, 31-13 (GB)

Packers, 20-10 (D)

1991—Cowboys, 20-17 (Mil)

1993—Cowboys, 36-14 (D)

***Cowboys, 27-17 (D)

1994—Cowboys, 42-31 (D)

***Cowboys, 35-9 (D)

1995—Cowboys, 34-24 (D)

***Cowboys, 38-27 (D)

1996—Cowboys, 21-6 (D)

1997—Packers, 45-17 (GB)

1999—Cowboys, 27-13 (D)

2004—Packers, 41-20 (GB)

2007—Cowboys, 37-27 (D)

ALL-TIME TEAM VS. TEAM RESULTS

2008—Cowboys, 27-16 (GB)
 2009—Packers, 17-7 (GB)
 2010—Packers, 45-7 (GB)
 2013—Packers, 37-36 (D)
 2014—***Packers, 26-21 (GB)
 2015—Packers, 28-7 (GB)
 2016—Cowboys, 30-16 (GB)
 ***Packers, 34-31 (D)
 2017—Packers, 35-31 (D)
 2019—Packers, 34-24 (D)
 (RS Pts.—Packers 689, Cowboys 630)
 (PS Pts.—Cowboys 233, Packers 194)
**NFL Championship*
***NFC Second-Round Playoff*
****NFC Divisional Playoff*
*****NFC Championship*
DALLAS vs. HOUSTON
 RS: Cowboys lead series, 3-2
 2002—Texans, 19-10 (H)
 2006—Cowboys, 34-6 (D)
 2010—Cowboys, 27-13 (H)
 2014—Cowboys, 20-17 (D)
 2018—Texans, 19-16 (H) OT
 (RS Pts.—Cowboys 107, Texans 74)
DALLAS vs. *INDIANAPOLIS
 RS: Cowboys lead series, 10-6
 PS: Colts lead series, 1-0
 1960—Colts, 45-7 (D)
 1967—Colts, 23-17 (B)
 1969—Cowboys, 27-10 (D)
 1970—**Colts, 16-13 (Miami)
 1972—Cowboys, 21-0 (B)
 1976—Cowboys, 30-27 (D)
 1978—Cowboys, 38-0 (D)
 1981—Cowboys, 37-13 (B)
 1984—Cowboys, 22-3 (D)
 1993—Cowboys, 27-3 (I)
 1996—Colts, 25-24 (D)
 1999—Colts, 34-24 (I)
 2002—Colts, 20-3 (I)
 2006—Cowboys, 21-14 (D)
 2010—Cowboys, 38-35 (I) OT
 2014—Cowboys, 42-7 (D)
 2018—Colts, 23-0 (I)
 (RS Pts.—Cowboys 378, Colts 282)
 (PS Pts.—Colts 16, Cowboys 13)
**Franchise in Baltimore prior to 1984*
***Super Bowl V*
DALLAS vs. JACKSONVILLE
 RS: Cowboys lead series, 4-3
 1997—Cowboys, 26-22 (D)
 2000—Jaguars, 23-17 (D) OT
 2002—Cowboys, 21-19 (D)
 2006—Jaguars, 24-17 (J)
 2010—Jaguars, 35-17 (D)
 2014—Cowboys, 31-17 (London)
 2018—Cowboys, 40-7 (D)
 (RS Pts.—Cowboys 169, Jaguars 147)
DALLAS vs. KANSAS CITY
 RS: Cowboys lead series, 7-4
 1970—Cowboys, 27-16 (KC)
 1975—Chiefs, 34-31 (D)
 1983—Cowboys, 41-21 (D)
 1989—Chiefs, 36-28 (KC)
 1992—Cowboys, 17-10 (D)
 1995—Cowboys, 24-12 (D)
 1998—Chiefs, 20-17 (KC)
 2005—Cowboys, 31-28 (D)
 2009—Cowboys, 26-20 (KC) OT
 2013—Chiefs, 17-16 (KC)
 2017—Cowboys, 28-17 (D)
 (RS Pts.—Cowboys 286, Chiefs 231)
DALLAS vs. *LAS VEGAS
 RS: Series tied, 6-6
 1974—Raiders, 27-23 (O)
 1980—Cowboys, 19-13 (O)
 1983—Raiders, 40-38 (D)
 1986—Raiders, 17-13 (D)

1992—Cowboys, 28-13 (LA)
 1995—Cowboys, 34-21 (O)
 1998—Raiders, 13-12 (D)
 2001—Raiders, 28-21 (O)
 2005—Raiders, 19-13 (O)
 2009—Cowboys, 24-7 (D)
 2013—Cowboys, 31-24 (D)
 2017—Cowboys, 20-17 (O)
 (RS Pts.—Cowboys 276, Raiders 239)
**Franchise in Los Angeles from 1982-94 and in Oakland from 1960-81 and from 1995-2019*
DALLAS vs. *L.A. CHARGERS
 RS: Cowboys lead series, 6-5
 1972—Cowboys, 34-28 (SD)
 1980—Cowboys, 42-31 (D)
 1983—Chargers, 24-23 (SD)
 1986—Cowboys, 24-21 (SD)
 1990—Cowboys, 17-14 (D)
 1995—Cowboys, 23-9 (SD)
 2001—Chargers, 32-21 (D)
 2005—Cowboys, 28-24 (SD)
 2009—Chargers, 20-17 (D)
 2013—Chargers, 30-21 (SD)
 2017—Chargers, 28-6 (D)
 (RS Pts.—Chargers 261, Cowboys 256)
**Franchise in San Diego from 1961-2016*
DALLAS vs. *L.A. RAMS
 RS: Cowboys lead series, 14-13
 PS: Rams lead series, 5-4
 1960—Rams, 38-13 (D)
 1962—Cowboys, 27-17 (LA)
 1967—Rams, 35-13 (D)
 1969—Rams, 24-23 (LA)
 1971—Cowboys, 28-21 (D)
 1973—Rams, 37-31 (LA)
 **Cowboys, 27-16 (D)
 1975—Cowboys, 18-7 (D)
 ***Cowboys, 37-7 (LA)
 1976—**Rams, 14-12 (D)
 1978—Rams, 27-14 (LA)
 ***Cowboys, 28-0 (LA)
 1979—Cowboys, 30-6 (D)
 **Rams, 21-19 (D)
 1980—Rams, 38-14 (LA)
 ****Cowboys, 34-13 (D)
 1981—Cowboys, 29-17 (D)
 1983—****Rams, 24-17 (D)
 1984—Cowboys, 20-13 (LA)
 1985—**Rams, 20-0 (LA)
 1986—Rams, 29-10 (LA)
 1987—Cowboys, 29-21 (LA)
 1989—Rams, 35-31 (D)
 1990—Cowboys, 24-21 (LA)
 1992—Rams, 27-23 (D)
 2002—Cowboys, 13-10 (StL)
 2005—Rams, 20-10 (D)
 2007—Cowboys, 35-7 (D)
 2008—Rams, 34-14 (StL)
 2011—Cowboys, 34-7 (D)
 2013—Cowboys, 31-7 (D)
 2014—Cowboys, 34-31 (StL)
 2017—Rams, 35-30 (D)
 2018—**Rams, 30-22 (LA)
 2019—Cowboys, 44-21 (D)
 2020—Rams, 20-17 (LA)
 (RS Pts.—Cowboys 639, Rams 605)
 (PS Pts.—Cowboys 196, Rams 145)
**Franchise in St. Louis from 1995-2015*
***NFC Divisional Playoff*
****NFC Championship*
*****NFC First-Round Playoff*
DALLAS vs. MIAMI
 RS: Series tied, 7-7
 PS: Cowboys lead series, 1-0
 1971—*Cowboys, 24-3 (New Orleans)
 1973—Dolphins, 14-7 (D)
 1978—Dolphins, 23-16 (M)

1981—Cowboys, 28-27 (D)
 1984—Dolphins, 28-21 (M)
 1987—Dolphins, 20-14 (D)
 1989—Dolphins, 17-14 (D)
 1993—Dolphins, 16-14 (D)
 1996—Cowboys, 29-10 (M)
 1999—Cowboys, 20-0 (D)
 2003—Dolphins, 40-21 (D)
 2007—Cowboys, 37-20 (M)
 2011—Cowboys, 20-19 (D)
 2015—Cowboys, 24-14 (M)
 2019—Cowboys, 31-6 (D)
 (RS Pts.—Cowboys 296, Dolphins 254)
 (PS Pts.—Cowboys 24, Dolphins 3)
**Super Bowl VI*
DALLAS vs. MINNESOTA
 RS: Cowboys lead series, 13-12
 PS: Cowboys lead series, 4-3
 1961—Cowboys, 21-7 (D)
 Cowboys, 28-0 (M)
 1966—Cowboys, 28-17 (D)
 1968—Cowboys, 20-7 (M)
 1970—Vikings, 54-13 (M)
 1971—*Cowboys, 20-12 (M)
 1973—**Vikings, 27-10 (D)
 1974—Vikings, 23-21 (D)
 1975—*Cowboys, 17-14 (M)
 1977—Cowboys, 16-10 (M) OT
 **Cowboys, 23-6 (D)
 1978—Vikings, 21-10 (D)
 1979—Cowboys, 36-20 (M)
 1982—Vikings, 31-27 (M)
 1983—Cowboys, 37-24 (M)
 1987—Vikings, 44-38 (D) OT
 1988—Vikings, 43-3 (D)
 1993—Cowboys, 37-20 (M)
 1995—Cowboys, 23-17 (M) OT
 1996—***Cowboys, 40-15 (D)
 1998—Vikings, 46-36 (D)
 1999—Vikings, 27-17 (M)
 ***Vikings, 27-10 (M)
 2000—Vikings, 27-15 (D)
 2004—Vikings, 35-17 (M)
 2007—Cowboys, 24-14 (D)
 2009—*Vikings, 34-3 (M)
 2010—Vikings, 24-21 (M)
 2013—Cowboys, 27-23 (D)
 2016—Cowboys, 17-15 (M)
 2019—Vikings, 28-24 (D)
 2020—Cowboys, 31-28 (M)
 (RS Pts.—Vikings 605, Cowboys 587)
 (PS Pts.—Vikings 135, Cowboys 123)
**NFC Divisional Playoff*
***NFC Championship*
****NFC First-Round Playoff*
DALLAS vs. NEW ENGLAND
 RS: Cowboys lead series, 7-6
 1971—Cowboys, 44-21 (D)
 1975—Cowboys, 34-31 (NE)
 1978—Cowboys, 17-10 (D)
 1981—Cowboys, 35-21 (NE)
 1984—Cowboys, 20-17 (D)
 1987—Cowboys, 23-17 (NE) OT
 1996—Cowboys, 12-6 (D)
 1999—Patriots, 13-6 (NE)
 2003—Patriots, 12-0 (NE)
 2007—Patriots, 48-27 (D)
 2011—Patriots, 20-16 (NE)
 2015—Patriots, 30-6 (D)
 2019—Patriots, 13-9 (NE)
 (RS Pts.—Patriots 259, Cowboys 249)
DALLAS vs. NEW ORLEANS
 RS: Cowboys lead series, 17-13
 1967—Cowboys, 14-10 (D)
 Cowboys, 27-10 (NO)
 1968—Cowboys, 17-3 (NO)
 1969—Cowboys, 21-17 (NO)
 Cowboys, 33-17 (D)

ALL-TIME TEAM VS. TEAM RESULTS

1971—Saints, 24-14 (NO)
 1973—Cowboys, 40-3 (D)
 1976—Cowboys, 24-6 (NO)
 1978—Cowboys, 27-7 (D)
 1982—Cowboys, 21-7 (D)
 1983—Cowboys, 21-20 (D)
 1984—Cowboys, 30-27 (D) OT
 1988—Saints, 20-17 (NO)
 1989—Saints, 28-0 (NO)
 1990—Cowboys, 17-13 (D)
 1991—Cowboys, 23-14 (D)
 1994—Cowboys, 24-16 (NO)
 1998—Saints, 22-3 (NO)
 1999—Saints, 31-24 (NO)
 2003—Saints, 13-7 (NO)
 2004—Saints, 27-13 (D)
 2006—Saints, 42-17 (D)
 2009—Cowboys, 24-17 (NO)
 2010—Saints, 30-27 (D)
 2012—Saints, 34-31 (D) OT
 2013—Saints, 49-17 (NO)
 2014—Cowboys, 38-17 (D)
 2015—Saints, 26-20 (NO) OT
 2018—Cowboys, 13-10 (D)
 2019—Saints, 12-10 (NO)
 (RS Pts.—Cowboys 614, Saints 572)
DALLAS vs. N.Y. GIANTS
 RS: Cowboys lead series, 69-46-2
 PS: Giants lead series, 1-0
 1960—Tie, 31-31 (NY)
 1961—Giants, 31-10 (D)
 Cowboys, 17-16 (NY)
 1962—Giants, 41-10 (D)
 Giants, 41-31 (NY)
 1963—Giants, 37-21 (NY)
 Giants, 34-27 (D)
 1964—Tie, 13-13 (D)
 Cowboys, 31-21 (NY)
 1965—Cowboys, 31-2 (D)
 Cowboys, 38-20 (NY)
 1966—Cowboys, 52-7 (D)
 Cowboys, 17-7 (NY)
 1967—Cowboys, 38-24 (D)
 1968—Giants, 27-21 (D)
 Cowboys, 28-10 (NY)
 1969—Cowboys, 25-3 (D)
 1970—Cowboys, 28-10 (D)
 Giants, 23-20 (NY)
 1971—Cowboys, 20-13 (D)
 Cowboys, 42-14 (NY)
 1972—Cowboys, 23-14 (NY)
 Giants, 23-3 (D)
 1973—Cowboys, 45-28 (D)
 Cowboys, 23-10 (New Haven)
 1974—Giants, 14-6 (D)
 Cowboys, 21-7 (New Haven)
 1975—Cowboys, 13-7 (NY)
 Cowboys, 14-3 (D)
 1976—Cowboys, 24-14 (NY)
 Cowboys, 9-3 (D)
 1977—Cowboys, 41-21 (D)
 Cowboys, 24-10 (NY)
 1978—Cowboys, 34-24 (NY)
 Cowboys, 24-3 (D)
 1979—Cowboys, 16-14 (NY)
 Cowboys, 28-7 (D)
 1980—Cowboys, 24-3 (D)
 Giants, 38-35 (NY)
 1981—Cowboys, 18-10 (D)
 Giants, 13-10 (NY) OT
 1983—Cowboys, 28-13 (D)
 Cowboys, 38-20 (NY)
 1984—Giants, 28-7 (NY)
 Giants, 19-7 (D)
 1985—Cowboys, 30-29 (NY)
 Cowboys, 28-21 (D)
 1986—Cowboys, 31-28 (D)
 Giants, 17-14 (NY)

1987—Cowboys, 16-14 (NY)
 Cowboys, 33-24 (D)
 1988—Giants, 12-10 (D)
 Giants, 29-21 (NY)
 1989—Giants, 30-13 (D)
 Giants, 15-0 (NY)
 1990—Giants, 28-7 (D)
 Giants, 31-17 (NY)
 1991—Cowboys, 21-16 (D)
 Giants, 22-9 (NY)
 1992—Cowboys, 34-28 (NY)
 Cowboys, 30-3 (D)
 1993—Cowboys, 31-9 (D)
 Cowboys, 16-13 (NY) OT
 1994—Cowboys, 38-10 (D)
 Giants, 15-10 (NY)
 1995—Cowboys, 35-0 (NY)
 Cowboys, 21-20 (D)
 1996—Cowboys, 27-0 (D)
 Giants, 20-6 (NY)
 1997—Giants, 20-17 (NY)
 Giants, 20-7 (D)
 1998—Cowboys, 31-7 (NY)
 Cowboys, 16-6 (D)
 1999—Giants, 13-10 (NY)
 Cowboys, 26-18 (D)
 2000—Giants, 19-14 (NY)
 Giants, 17-13 (D)
 2001—Giants, 27-24 (NY) OT
 Cowboys, 20-13 (D)
 2002—Giants, 21-17 (D)
 Giants, 37-7 (NY)
 2003—Cowboys, 35-32 (NY) OT
 Cowboys, 19-3 (D)
 2004—Giants, 26-10 (D)
 Giants, 28-24 (NY)
 2005—Cowboys, 16-13 (D) OT
 Giants, 17-10 (NY)
 2006—Giants, 36-22 (D)
 Cowboys, 23-20 (NY)
 2007—Cowboys, 45-35 (D)
 Cowboys, 31-20 (NY)
 *Giants, 21-17 (D)
 2008—Giants, 35-14 (NY)
 Cowboys, 20-8 (D)
 2009—Giants, 33-31 (D)
 Giants, 31-24 (NY)
 2010—Giants, 41-35 (D)
 Cowboys, 33-20 (NY)
 2011—Giants, 37-34 (D)
 Giants, 31-14 (NY)
 2012—Cowboys, 24-17 (NY)
 Giants, 29-24 (D)
 2013—Cowboys, 36-31 (D)
 Cowboys, 24-21 (NY)
 2014—Cowboys, 31-21 (D)
 Cowboys, 31-28 (NY)
 2015—Cowboys, 27-26 (D)
 Giants, 27-20 (NY)
 2016—Giants, 20-19 (D)
 Giants, 10-7 (NY)
 2017—Cowboys, 19-3 (D)
 Cowboys, 30-10 (NY)
 2018—Cowboys, 20-13 (D)
 Cowboys, 36-35 (NY)
 2019—Cowboys, 35-17 (D)
 Cowboys, 37-18 (NY)
 2020—Cowboys, 37-34 (D)
 Giants, 23-19 (NY)
 (RS Pts.—Cowboys 2,682, Giants 2,272)
 (PS Pts.—Giants 21, Cowboys 17)
 *NFC Divisional Playoff
DALLAS vs. N.Y. JETS
 RS: Cowboys lead series, 7-5
 1971—Cowboys, 52-10 (D)
 1975—Cowboys, 31-21 (NY)
 1978—Cowboys, 30-7 (NY)
 1987—Cowboys, 38-24 (NY)

1990—Jets, 24-9 (NY)
 1993—Cowboys, 28-7 (NY)
 1999—Jets, 22-21 (D)
 2003—Cowboys, 17-6 (NY)
 2007—Cowboys, 34-3 (D)
 2011—Jets, 27-24 (NY)
 2015—Jets, 19-16 (D)
 2019—Jets, 24-22 (NY)
 (RS Pts.—Cowboys 322, Jets 194)
DALLAS vs. PHILADELPHIA
 RS: Cowboys lead series, 67-53
 PS: Cowboys lead series, 3-1
 1960—Eagles, 27-25 (D)
 1961—Eagles, 43-7 (D)
 Eagles, 35-13 (P)
 1962—Cowboys, 41-19 (D)
 Eagles, 28-14 (P)
 1963—Eagles, 24-21 (P)
 Cowboys, 27-20 (D)
 1964—Eagles, 17-14 (D)
 Eagles, 24-14 (P)
 1965—Eagles, 35-24 (D)
 Cowboys, 21-19 (P)
 1966—Cowboys, 56-7 (D)
 Eagles, 24-23 (P)
 1967—Eagles, 21-14 (P)
 Cowboys, 38-17 (D)
 1968—Cowboys, 45-13 (P)
 Cowboys, 34-14 (D)
 1969—Cowboys, 38-7 (P)
 Cowboys, 49-14 (D)
 1970—Cowboys, 17-7 (P)
 Cowboys, 21-17 (D)
 1971—Cowboys, 42-7 (P)
 Cowboys, 20-7 (D)
 1972—Cowboys, 28-6 (D)
 Cowboys, 28-7 (P)
 1973—Eagles, 30-16 (P)
 Cowboys, 31-10 (D)
 1974—Eagles, 13-10 (P)
 Cowboys, 31-24 (D)
 1975—Cowboys, 20-17 (P)
 Cowboys, 27-17 (D)
 1976—Cowboys, 27-7 (D)
 Cowboys, 26-7 (P)
 1977—Cowboys, 16-10 (P)
 Cowboys, 24-14 (D)
 1978—Cowboys, 14-7 (D)
 Cowboys, 31-13 (P)
 1979—Eagles, 31-21 (D)
 Cowboys, 24-17 (P)
 1980—Eagles, 17-10 (P)
 Cowboys, 35-27 (D)
 *Eagles, 20-7 (P)
 1981—Cowboys, 17-14 (P)
 Cowboys, 21-10 (D)
 1982—Eagles, 24-20 (D)
 1983—Cowboys, 37-7 (D)
 Cowboys, 27-20 (P)
 1984—Cowboys, 23-17 (D)
 Cowboys, 26-10 (P)
 1985—Eagles, 16-14 (P)
 Cowboys, 34-17 (D)
 1986—Cowboys, 17-14 (P)
 Eagles, 23-21 (D)
 1987—Cowboys, 41-22 (D)
 Eagles, 37-20 (P)
 1988—Eagles, 24-23 (P)
 Eagles, 23-7 (D)
 1989—Eagles, 27-0 (D)
 Eagles, 20-10 (P)
 1990—Eagles, 21-20 (D)
 Eagles, 17-3 (P)
 1991—Eagles, 24-0 (D)
 Cowboys, 25-13 (P)
 1992—Eagles, 31-7 (P)
 Cowboys, 20-10 (D)
 **Cowboys, 34-10 (D)

ALL-TIME TEAM VS. TEAM RESULTS

1993—Cowboys, 23-10 (P)
Cowboys, 23-17 (D)
1994—Cowboys, 24-13 (D)
Cowboys, 31-19 (P)
1995—Cowboys, 34-12 (D)
Eagles, 20-17 (P)
**Cowboys, 30-11 (D)
1996—Cowboys, 23-19 (P)
Eagles, 31-21 (D)
1997—Cowboys, 21-20 (D)
Eagles, 13-12 (P)
1998—Cowboys, 34-0 (P)
Cowboys, 13-9 (D)
1999—Eagles, 13-10 (P)
Cowboys, 20-10 (D)
2000—Eagles, 41-14 (D)
Eagles, 16-13 (P) OT
2001—Eagles, 40-18 (P)
Eagles, 36-3 (D)
2002—Eagles, 44-13 (P)
Eagles, 27-3 (D)
2003—Cowboys, 23-21 (D)
Eagles, 36-10 (P)
2004—Eagles, 49-21 (D)
Eagles, 12-7 (P)
2005—Cowboys, 33-10 (D)
Cowboys, 21-20 (P)
2006—Eagles, 38-24 (P)
Eagles, 23-7 (D)
2007—Cowboys, 38-17 (P)
Eagles, 10-6 (D)
2008—Cowboys, 41-37 (D)
Eagles, 44-6 (P)
2009—Cowboys, 20-16 (P)
Cowboys, 24-0 (D)
***Cowboys, 34-14 (D)
2010—Eagles, 30-27 (D)
Cowboys, 14-13 (P)
2011—Eagles, 34-7 (P)
Eagles, 20-7 (D)
2012—Cowboys, 38-23 (D)
Cowboys, 38-33 (D)
2013—Cowboys, 17-3 (P)
Eagles, 24-22 (D)
2014—Eagles, 33-10 (D)
Cowboys, 38-27 (P)
2015—Cowboys, 20-10 (P)
Eagles, 33-27 (D) OT
2016—Cowboys, 29-23 (D) OT
Eagles, 27-13 (P)
2017—Eagles, 37-9 (D)
Cowboys, 6-0 (P)
2018—Cowboys, 27-20 (P)
Cowboys, 29-23 (D) OT
2019—Cowboys, 37-10 (D)
Eagles, 17-9 (P)
2020—Eagles, 23-9 (P)
Cowboys, 37-17 (D)
(RS Pts.—Cowboys 2,591, Eagles 2,384)
(PS Pts.—Cowboys 105, Eagles 55)
**NFC Championship*
***NFC Divisional Playoff*
****NFC First-Round Playoff*
DALLAS vs. PITTSBURGH
RS: Cowboys lead series, 16-14
PS: Steelers lead series, 2-1
1960—Steelers, 35-28 (D)
1961—Cowboys, 27-24 (D)
Steelers, 37-7 (P)
1962—Steelers, 30-28 (D)
Cowboys, 42-27 (P)
1963—Steelers, 27-21 (P)
Steelers, 24-19 (D)
1964—Steelers, 23-17 (P)
Cowboys, 17-14 (D)
1965—Steelers, 22-13 (P)
Cowboys, 24-17 (D)

1966—Cowboys, 52-21 (D)
Cowboys, 20-7 (P)
1967—Cowboys, 24-21 (P)
1968—Cowboys, 28-7 (D)
1969—Cowboys, 10-7 (P)
1972—Cowboys, 17-13 (D)
1975—Steelers, 21-17 (Miami)
1977—Steelers, 28-13 (P)
1978—Steelers, 35-31 (Miami)
1979—Steelers, 14-3 (P)
1982—Steelers, 36-28 (D)
1985—Cowboys, 27-13 (D)
1988—Steelers, 24-21 (P)
1991—Cowboys, 20-10 (D)
1994—Cowboys, 26-9 (P)
1995—Cowboys, 27-17 (Tempe)
1997—Cowboys, 37-7 (P)
2004—Steelers, 24-20 (D)
2008—Steelers, 20-13 (P)
2012—Cowboys, 27-24 (D) OT
2016—Cowboys, 35-30 (P)
2020—Steelers, 24-19 (D)
(RS Pts.—Cowboys 683, Steelers 619)
(PS Pts.—Cowboys 75, Steelers 73)
**Super Bowl X*
***Super Bowl XIII*
****Super Bowl XXX*
DALLAS vs. SAN FRANCISCO
RS: 49ers lead series, 15-14-1
PS: Cowboys lead series, 5-2
1960—49ers, 26-14 (D)
1963—49ers, 31-24 (SF)
1965—Cowboys, 39-31 (D)
1967—49ers, 24-16 (SF)
1969—Tie, 24-24 (D)
1970—Cowboys, 17-10 (SF)
1971—Cowboys, 14-3 (D)
1972—49ers, 31-10 (D)
**Cowboys, 30-28 (SF)
1974—Cowboys, 20-14 (D)
1977—Cowboys, 42-35 (SF)
1979—Cowboys, 21-13 (SF)
1980—Cowboys, 59-14 (D)
1981—49ers, 45-14 (SF)
*49ers, 28-27 (SF)
1983—49ers, 42-17 (SF)
1985—49ers, 31-16 (SF)
1989—49ers, 31-14 (D)
1990—49ers, 24-6 (D)
1992—Cowboys, 30-20 (SF)
1993—Cowboys, 26-17 (D)
*Cowboys, 38-21 (D)
1994—49ers, 21-14 (SF)
*49ers, 38-28 (SF)
1995—49ers, 38-20 (D)
1996—Cowboys, 20-17 (SF) OT
1997—49ers, 17-10 (SF)
2000—49ers, 41-24 (D)
2001—Cowboys, 27-21 (D)
2002—49ers, 31-27 (D)
2005—Cowboys, 34-31 (SF)
2008—Cowboys, 35-22 (D)
2011—Cowboys, 27-24 (SF) OT
2014—49ers, 28-17 (D)
2016—Cowboys, 24-17 (SF)
2017—Cowboys, 40-10 (SF)
2020—Cowboys, 41-33 (D)
(RS Pts.—49ers 784, Cowboys 722)
(PS Pts.—Cowboys 184, 49ers 148)
**NFC Championship*
***NFC Divisional Playoff*
DALLAS vs. SEATTLE
RS: Cowboys lead series, 10-9
PS: Series tied, 1-1
1976—Cowboys, 28-13 (S)
1980—Cowboys, 51-7 (D)
1983—Cowboys, 35-10 (S)
1986—Seahawks, 31-14 (D)

1992—Cowboys, 27-0 (D)
1998—Cowboys, 30-22 (D)
2001—Seahawks, 29-3 (S)
2002—Seahawks, 17-14 (D)
2004—Cowboys, 43-39 (S)
2005—Seahawks, 13-10 (S)
2006—Seahawks, 21-20 (S)
2008—Cowboys, 34-9 (D)
2009—Cowboys, 38-17 (D)
2011—Cowboys, 23-13 (D)
2012—Seahawks, 27-7 (S)
2014—Cowboys, 30-23 (S)
2015—Seahawks, 13-12 (D)
2017—Seahawks, 21-12 (D)
2018—Seahawks, 24-13 (S)
*Cowboys, 24-22 (D)
2020—Seahawks, 38-31 (S)
(RS Pts.—Cowboys 455, Seahawks 366)
(PS Pts.—Cowboys 44, Seahawks 43)
**NFC First-Round Playoff*
DALLAS vs. TAMPA BAY
RS: Cowboys lead series, 13-4
PS: Cowboys lead series, 2-0
1977—Cowboys, 23-7 (D)
1980—Cowboys, 28-17 (D)
1981—Cowboys, 38-0 (D)
1982—Cowboys, 14-9 (D)
**Cowboys, 30-17 (D)
1983—Cowboys, 27-24 (D) OT
1990—Cowboys, 14-10 (D)
Cowboys, 17-13 (TB)
2000—Buccaneers, 27-7 (TB)
2001—Buccaneers, 10-6 (D)
2003—Buccaneers, 16-0 (TB)
2006—Cowboys, 38-10 (D)
2008—Cowboys, 13-9 (D)
2009—Cowboys, 34-21 (TB)
2011—Cowboys, 31-15 (TB)
2012—Cowboys, 16-10 (D)
2015—Buccaneers, 10-6 (TB)
2016—Cowboys, 26-20 (D)
2018—Cowboys, 27-20 (D)
(RS Pts.—Cowboys 327, Buccaneers 248)
(PS Pts.—Cowboys 68, Buccaneers 17)
**NFC Divisional Playoff*
***NFC First-Round Playoff*
DALLAS vs. TENNESSEE
RS: Cowboys lead series, 8-7
1970—Cowboys, 52-10 (D)
1974—Cowboys, 10-0 (H)
1979—Oilers, 30-24 (D)
1982—Cowboys, 37-7 (H)
1985—Cowboys, 17-10 (H)
1988—Oilers, 25-17 (D)
1991—Oilers, 26-23 (H) OT
1994—Cowboys, 20-17 (D)
1997—Oilers, 27-14 (D)
2000—Titans, 31-0 (T)
2002—Cowboys, 21-13 (D)
2006—Cowboys, 45-14 (T)
2010—Titans, 34-27 (D)
2014—Cowboys, 26-10 (T)
2018—Titans, 28-14 (D)
(RS Pts.—Cowboys 347, Titans 282)
**Franchise in Houston prior to 1997; known as Oilers prior to 1999*
DALLAS vs. WASHINGTON
RS: Cowboys lead series, 73-45-2
PS: Washington leads series, 2-0
1960—Redskins, 26-14 (W)
1961—Tie, 28-28 (D)
Redskins, 34-24 (W)
1962—Tie, 35-35 (D)
Cowboys, 38-10 (W)
1963—Redskins, 21-17 (W)
Cowboys, 35-20 (D)

ALL-TIME TEAM VS. TEAM RESULTS

1964—Cowboys, 24-18 (D)
Redskins, 28-16 (W)

1965—Cowboys, 27-7 (D)
Redskins, 34-31 (W)

1966—Cowboys, 31-30 (W)
Redskins, 34-31 (D)

1967—Cowboys, 17-14 (W)
Redskins, 27-20 (D)

1968—Cowboys, 44-24 (W)
Cowboys, 29-20 (D)

1969—Cowboys, 41-28 (W)
Cowboys, 20-10 (D)

1970—Cowboys, 45-21 (W)
Cowboys, 34-0 (D)

1971—Redskins, 20-16 (D)
Cowboys, 13-0 (W)

1972—Redskins, 24-20 (W)
Cowboys, 34-24 (D)
*Redskins, 26-3 (W)

1973—Redskins, 14-7 (W)
Cowboys, 27-7 (D)

1974—Redskins, 28-21 (W)
Cowboys, 24-23 (D)

1975—Redskins, 30-24 (W) OT
Cowboys, 31-10 (D)

1976—Cowboys, 20-7 (W)
Redskins, 27-14 (D)

1977—Cowboys, 34-16 (D)
Cowboys, 14-7 (W)

1978—Redskins, 9-5 (W)
Cowboys, 37-10 (D)

1979—Redskins, 34-20 (W)
Cowboys, 35-34 (D)

1980—Cowboys, 17-3 (W)
Cowboys, 14-10 (D)

1981—Cowboys, 26-10 (W)
Cowboys, 24-10 (D)

1982—Cowboys, 24-10 (W)
**Redskins, 31-17 (W)

1983—Cowboys, 31-30 (W)
Redskins, 31-10 (D)

1984—Redskins, 34-14 (W)
Redskins, 30-28 (D)

1985—Cowboys, 44-14 (D)
Cowboys, 13-7 (W)

1986—Cowboys, 30-6 (D)
Redskins, 41-14 (W)

1987—Redskins, 13-7 (D)
Redskins, 24-20 (W)

1988—Redskins, 35-17 (D)
Cowboys, 24-17 (W)

1989—Redskins, 30-7 (D)
Cowboys, 13-3 (W)

1990—Redskins, 19-15 (W)
Cowboys, 27-17 (D)

1991—Redskins, 33-31 (D)
Cowboys, 24-21 (W)

1992—Cowboys, 23-10 (D)
Redskins, 20-17 (W)

1993—Redskins, 35-16 (W)
Cowboys, 38-3 (D)

1994—Cowboys, 34-7 (W)
Cowboys, 31-7 (D)

1995—Redskins, 27-23 (W)
Redskins, 24-17 (D)

1996—Cowboys, 21-10 (D)
Redskins, 37-10 (W)

1997—Redskins, 21-16 (W)
Cowboys, 17-14 (D)

1998—Cowboys, 31-10 (W)
Cowboys, 23-7 (D)

1999—Cowboys, 41-35 (W) OT
Cowboys, 38-20 (D)

2000—Cowboys, 27-21 (W)
Cowboys, 32-13 (D)

2001—Cowboys, 9-7 (D)
Cowboys, 20-14 (W)

2002—Cowboys, 27-20 (D)
Redskins, 20-14 (W)

2003—Cowboys, 21-14 (D)
Cowboys, 27-0 (W)

2004—Cowboys, 21-18 (W)
Cowboys, 13-10 (D)

2005—Redskins, 14-13 (D)
Redskins, 35-7 (W)

2006—Cowboys, 27-10 (D)
Redskins, 22-19 (W)

2007—Cowboys, 28-23 (D)
Redskins, 27-6 (W)

2008—Redskins, 26-24 (D)
Cowboys, 14-10 (W)

2009—Cowboys, 7-6 (D)
Cowboys, 17-0 (W)

2010—Redskins, 13-7 (W)
Cowboys, 33-30 (D)

2011—Cowboys, 18-16 (D)
Cowboys, 27-24 (W) OT

2012—Redskins, 38-31 (D)
Redskins, 28-18 (W)

2013—Cowboys, 31-16 (D)
Cowboys, 24-23 (W)

2014—Redskins, 20-17 (D) OT
Cowboys, 44-17 (W)

2015—Cowboys, 19-16 (W)
Redskins, 34-23 (D)

2016—Cowboys, 27-23 (W)
Cowboys, 31-26 (D)

2017—Cowboys, 33-19 (W)
Cowboys, 38-14 (D)

2013—Redskins, 20-17 (W)
Cowboys, 31-23 (D)

2019—Cowboys, 31-21 (W)
Cowboys, 47-16 (D)

2020—Washington, 25-3 (W)
Washington, 41-16 (D)
(RS Pts.—Cowboys 2,806, Washington 2,341)
(PS Pts.—Washington 57, Cowboys 20)
*Franchise known as Redskins prior to 2020
**NFC Championship

DENVER vs. ARIZONA

RS: Broncos lead series, 9-1-1;
See Arizona vs. Denver

DENVER vs. ATLANTA

RS: Broncos lead series, 8-7
PS: Broncos lead series, 1-0;

DENVER vs. BALTIMORE

RS: Series tied, 6-6
PS: Ravens lead series, 2-0;

DENVER vs. BUFFALO

RS: Bills lead series, 22-16-1
PS: Bills lead series, 1-0;

DENVER vs. CAROLINA

RS: Broncos lead series, 5-1
PS: Broncos lead series, 1-0;

DENVER vs. CHICAGO

RS: Series tied, 8-8;
See Chicago vs. Denver

DENVER vs. CINCINNATI

RS: Broncos lead series, 22-10;
See Cincinnati vs. Denver

DENVER vs. CLEVELAND

RS: Broncos lead series, 21-6
PS: Broncos lead series, 3-0;

DENVER vs. DALLAS

RS: Broncos lead series, 8-4
PS: Cowboys lead series, 1-0;

DENVER vs. DETROIT

RS: Broncos lead series, 8-5
1971—Lions, 24-20 (Den)

DENVER vs. DETROIT

1974—Broncos, 31-27 (Det)
1978—Lions, 17-14 (Det)
1981—Broncos, 27-21 (Den)
1984—Broncos, 28-7 (Det)
1987—Broncos, 34-0 (Den)
1990—Lions, 40-27 (Det)
1999—Broncos, 17-7 (Det)
2003—Broncos, 20-16 (Den)
2007—Lions, 44-7 (Det)
2011—Lions, 45-10 (Den)
2015—Broncos, 24-12 (Det)
2019—Broncos, 27-17 (Den)
(RS Pts.—Broncos 286, Lions 277)

DENVER vs. GREEN BAY

RS: Packers lead series, 7-6-1
PS: Broncos lead series, 1-0
1971—Packers, 34-13 (Mil)
1975—Broncos, 23-13 (D)
1978—Broncos, 16-3 (D)
1984—Broncos, 17-14 (D)
1987—Tie, 17-17 (Mil) OT
1990—Broncos, 22-13 (D)
1993—Packers, 30-27 (GB)
1996—Packers, 41-6 (GB)
1997—Broncos, 31-24 (San Diego)
1999—Broncos, 31-10 (D)
2003—Packers, 31-3 (GB)
2007—Packers, 19-13 (D) OT
2011—Packers, 49-23 (GB)
2015—Broncos, 29-10 (D)
2019—Packers, 27-16 (GB)
(RS Pts.—Packers 311, Broncos 256)
(PS Pts.—Broncos 31, Packers 24)
*Super Bowl XXXII

DENVER vs. HOUSTON

RS: Broncos lead series, 5-3
2004—Broncos, 31-13 (D)
2007—Texans, 31-13 (H)
2010—Broncos, 24-23 (D)
2012—Texans, 31-25 (D)
2013—Broncos, 37-13 (H)
2016—Broncos, 27-9 (D)
2018—Texans, 19-17 (D)
2019—Broncos, 38-24 (H)
(RS Pts.—Broncos 212, Texans 163)

DENVER vs. INDIANAPOLIS

RS: Broncos lead series, 14-11

PS: Colts lead series, 3-0

1974—Broncos, 17-6 (B)

1977—Broncos, 27-13 (D)

1978—Colts, 7-6 (B)

1981—Broncos, 28-10 (D)

1983—Broncos, 17-10 (B)

Broncos, 21-19 (D)

1985—Broncos, 15-10 (I)

1988—Colts, 55-23 (I)

1989—Broncos, 14-3 (D)

1990—Broncos, 27-17 (I)

1993—Broncos, 35-13 (D)

2001—Colts, 29-10 (I)

2002—Colts, 23-20 (D) OT

2003—Broncos, 31-17 (I)

**Colts, 41-10 (I)

2004—Broncos, 33-14 (D)

**Colts, 49-24 (I)

2006—Colts, 34-31 (D)

2007—Colts, 38-20 (I)

2009—Colts, 28-16 (I)

2010—Colts, 27-13 (D)

2013—Colts, 39-33 (I)

2014—Broncos, 31-24 (D)

***Colts, 24-13 (D)

2015—Colts, 27-24 (I)

2016—Broncos, 34-20 (D)

ALL-TIME TEAM VS. TEAM RESULTS

2017—Broncos, 25-13 (I)
 2019—Colts, 15-13 (I)
 (RS Pts.—Broncos 564, Colts 511)
 (PS Pts.—Colts 114, Broncos 47)
**Franchise in Baltimore prior to 1984*
***AFC First-Round Playoff*
****AFC Divisional Playoff*

DENVER vs. JACKSONVILLE

RS: Jaguars lead series, 6-5

PS: Series tied, 1-1

1995—Broncos, 31-23 (D)
 1996—*, Jaguars, 30-27 (D)
 1997—**Broncos, 42-17 (D)
 1998—Broncos, 37-24 (D)
 1999—Jaguars, 27-24 (J)
 2004—Jaguars, 7-6 (J)
 2005—Broncos, 20-7 (J)
 2007—Jaguars, 23-14 (D)
 2008—Jaguars, 24-17 (D)
 2010—Jaguars, 24-17 (J)
 2013—Broncos, 35-19 (D)
 2016—Broncos, 20-10 (J)
 2019—Jaguars, 26-24 (D)
 (RS Pts.—Broncos 245, Jaguars 214)
 (PS Pts.—Broncos 69, Jaguars 47)

**AFC Divisional Playoff*

***AFC First-Round Playoff*

DENVER vs. *KANSAS CITY

RS: Chiefs lead series, 67-54

PS: Broncos lead series, 1-0

1960—Texans, 17-14 (D)
 Texans, 34-7 (Dal)
 1961—Texans, 19-12 (D)
 Texans, 49-21 (Dal)
 1962—Texans, 24-3 (D)
 Texans, 17-10 (Dal)
 1963—Chiefs, 59-7 (D)
 Chiefs, 52-21 (KC)
 1964—Broncos, 33-27 (D)
 Chiefs, 49-39 (KC)
 1965—Chiefs, 31-23 (D)
 Chiefs, 45-35 (KC)
 1966—Chiefs, 37-10 (KC)
 Chiefs, 56-10 (D)
 1967—Chiefs, 52-9 (KC)
 Chiefs, 38-24 (D)
 1968—Chiefs, 34-2 (KC)
 Chiefs, 30-7 (D)
 1969—Chiefs, 26-13 (D)
 Chiefs, 31-17 (KC)
 1970—Broncos, 26-13 (D)
 Chiefs, 16-0 (KC)
 1971—Chiefs, 16-3 (D)
 Chiefs, 28-10 (KC)
 1972—Chiefs, 45-24 (D)
 Chiefs, 24-21 (KC)
 1973—Chiefs, 16-14 (KC)
 Broncos, 14-10 (D)
 1974—Broncos, 17-14 (KC)
 Chiefs, 42-34 (D)
 1975—Broncos, 37-33 (D)
 Chiefs, 26-13 (KC)
 1976—Broncos, 35-26 (KC)
 Broncos, 17-16 (D)
 1977—Broncos, 23-7 (D)
 Broncos, 14-7 (KC)
 1978—Broncos, 23-17 (KC) OT
 Broncos, 24-3 (D)
 1979—Broncos, 24-10 (KC)
 Broncos, 20-3 (D)
 1980—Chiefs, 23-17 (D)
 Chiefs, 31-14 (KC)
 1981—Chiefs, 28-14 (KC)
 Broncos, 16-13 (D)
 1982—Chiefs, 37-16 (D)
 1983—Broncos, 27-24 (D)
 Chiefs, 48-17 (KC)

1984—Broncos, 21-0 (D)
 Chiefs, 16-13 (KC)
 1985—Broncos, 30-10 (KC)
 Broncos, 14-13 (D)
 1986—Broncos, 38-17 (D)
 Chiefs, 37-10 (KC)
 1987—Broncos, 26-17 (KC)
 Broncos, 20-17 (D)
 1988—Chiefs, 20-13 (KC)
 Broncos, 17-11 (D)
 1989—Broncos, 34-20 (D)
 Broncos, 16-13 (KC)
 1990—Broncos, 24-23 (D)
 Chiefs, 31-20 (KC)
 1991—Broncos, 19-16 (D)
 Broncos, 24-20 (KC)
 1992—Broncos, 20-19 (D)
 Chiefs, 42-20 (KC)
 1993—Chiefs, 15-7 (KC)
 Broncos, 27-21 (D)
 1994—Chiefs, 31-28 (D)
 Broncos, 20-17 (KC) OT
 1995—Chiefs, 21-7 (D)
 Chiefs, 20-17 (KC)
 1996—Chiefs, 17-14 (KC)
 Broncos, 34-7 (D)
 1997—Broncos, 19-3 (D)
 Chiefs, 24-22 (KC)
 **Broncos, 14-10 (KC)
 1998—Broncos, 30-7 (KC)
 Broncos, 35-31 (D)
 1999—Chiefs, 26-10 (KC)
 Chiefs, 16-10 (D)
 2000—Chiefs, 23-22 (D)
 Chiefs, 20-7 (KC)
 2001—Broncos, 20-6 (D)
 Chiefs, 26-23 (KC) OT
 2002—Broncos, 37-34 (KC) OT
 Broncos, 31-24 (D)
 2003—Chiefs, 24-23 (KC)
 Broncos, 45-27 (D)
 2004—Broncos, 34-24 (D)
 Chiefs, 45-17 (KC)
 2005—Broncos, 30-10 (D)
 Chiefs, 31-27 (KC)
 2006—Broncos, 9-6 (D) OT
 Chiefs, 19-10 (KC)
 2007—Broncos, 27-11 (KC)
 Broncos, 41-7 (D)
 2008—Chiefs, 33-19 (KC)
 Broncos, 24-17 (D)
 2009—Broncos, 44-13 (KC)
 Chiefs, 44-24 (D)
 2010—Broncos, 49-29 (D)
 Chiefs, 10-6 (KC)
 2011—Broncos, 17-10 (KC)
 Chiefs, 7-3 (D)
 2012—Broncos, 17-9 (KC)
 Broncos, 38-3 (D)
 2013—Broncos, 27-17 (D)
 Broncos, 35-28 (KC)
 2014—Broncos, 24-17 (D)
 Broncos, 29-16 (KC)
 2015—Broncos, 31-24 (KC)
 Chiefs, 29-13 (D)
 2016—Chiefs, 30-27 (D) OT
 Chiefs, 33-10 (KC)
 2017—Chiefs, 29-19 (KC)
 Chiefs, 27-24 (D)
 2018—Chiefs, 27-23 (D)
 Chiefs, 30-23 (KC)
 2019—Chiefs, 30-6 (D)
 Chiefs, 23-3 (KC)
 2020—Chiefs, 43-16 (D)
 Chiefs, 22-16 (KC)
 (RS Pts.—Chiefs 2,838, Broncos 2,460)
 (PS Pts.—Broncos 14, Chiefs 10)

**Franchise in Dallas prior to 1963 and known as Texans*

***AFC Divisional Playoff*

DENVER vs. *LAS VEGAS

RS: Raiders lead series, 66-53-2

PS: Series tied, 1-1

1960—Broncos, 31-14 (D)
 Raiders, 48-10 (O)
 1961—Raiders, 33-19 (O)
 Broncos, 27-24 (D)
 1962—Broncos, 44-7 (D)
 Broncos, 23-6 (O)
 1963—Raiders, 26-10 (D)
 Raiders, 35-31 (O)
 1964—Raiders, 40-7 (O)
 Tie, 20-20 (D)
 1965—Raiders, 28-20 (D)
 Raiders, 24-13 (O)
 1966—Raiders, 17-3 (D)
 Raiders, 28-10 (O)
 1967—Raiders, 51-0 (O)
 Raiders, 21-17 (D)
 1968—Raiders, 43-7 (D)
 Raiders, 33-27 (O)
 1969—Raiders, 24-14 (D)
 Raiders, 41-10 (O)
 1970—Raiders, 35-23 (O)
 Raiders, 24-19 (D)
 1971—Raiders, 27-16 (D)
 Raiders, 21-13 (O)
 1972—Broncos, 30-23 (O)
 Raiders, 37-20 (D)
 1973—Tie, 23-23 (D)
 Raiders, 21-17 (O)
 1974—Raiders, 28-17 (D)
 Broncos, 20-17 (O)
 1975—Raiders, 42-17 (D)
 Raiders, 17-10 (O)
 1976—Raiders, 17-10 (D)
 Raiders, 19-6 (O)
 1977—Broncos, 30-7 (O)
 Raiders, 24-14 (D)
 **Broncos, 20-17 (D)
 1978—Broncos, 14-6 (D)
 Broncos, 21-6 (O)
 1979—Raiders, 27-3 (O)
 Raiders, 14-10 (D)
 1980—Raiders, 9-3 (O)
 Raiders, 24-21 (D)
 1981—Broncos, 9-7 (D)
 Broncos, 17-0 (O)
 1982—Raiders, 27-10 (LA)
 1983—Raiders, 22-7 (D)
 Raiders, 22-20 (LA)
 1984—Broncos, 16-13 (D)
 Broncos, 22-19 (LA) OT
 1985—Raiders, 31-28 (LA) OT
 Raiders, 17-14 (D) OT
 1986—Broncos, 38-36 (D)
 Broncos, 21-10 (LA)
 1987—Broncos, 30-14 (D)
 Broncos, 23-17 (LA)
 1988—Raiders, 30-27 (D) OT
 Raiders, 21-20 (LA)
 1989—Broncos, 31-21 (D)
 Raiders, 16-13 (LA) OT
 1990—Raiders, 14-9 (LA)
 Raiders, 23-20 (D)
 1991—Raiders, 16-13 (LA)
 Raiders, 17-16 (D)
 1992—Broncos, 17-13 (D)
 Raiders, 24-0 (LA)
 1993—Raiders, 23-20 (D)
 Raiders, 33-30 (LA) OT
 ***Raiders, 42-24 (LA)
 1994—Raiders, 48-16 (D)
 Raiders, 23-13 (LA)

ALL-TIME TEAM VS. TEAM RESULTS

1995—Broncos, 27-0 (D)
Broncos, 31-28 (O)
1996—Broncos, 22-21 (O)
Broncos, 24-19 (D)
1997—Raiders, 28-25 (O)
Broncos, 31-3 (D)
1998—Broncos, 34-17 (O)
Broncos, 40-14 (D)
1999—Broncos, 16-13 (O)
Broncos, 27-21 (D) OT
2000—Broncos, 33-24 (O)
Broncos, 27-24 (D)
2001—Raiders, 38-28 (O)
Broncos, 23-17 (D)
2002—Raiders, 34-10 (D)
Raiders, 28-16 (O)
2003—Broncos, 31-10 (D)
Broncos, 22-8 (O)
2004—Broncos, 31-3 (O)
Raiders, 25-24 (D)
2005—Broncos, 31-17 (O)
Broncos, 22-3 (D)
2006—Broncos, 13-3 (D)
Broncos, 17-13 (O)
2007—Broncos, 23-20 (D) OT
Raiders, 34-20 (O)
2008—Broncos, 41-14 (O)
Raiders, 31-10 (D)
2009—Broncos, 23-3 (O)
Raiders, 20-19 (D)
2010—Raiders, 59-14 (D)
Raiders, 39-23 (O)
2011—Raiders, 23-20 (D)
Broncos, 38-24 (O)
2012—Broncos, 37-6 (D)
Broncos, 26-13 (O)
2013—Broncos, 37-21 (D)
Broncos, 34-14 (O)
2014—Broncos, 41-17 (O)
Broncos, 47-14 (D)
2015—Broncos, 16-10 (D)
Raiders, 15-12 (D)
2016—Raiders, 30-20 (O)
Broncos, 24-6 (D)
2017—Broncos, 16-10 (D)
Raiders, 21-14 (O)
2018—Broncos, 20-19 (D)
Raiders, 27-14 (O)
2019—Raiders, 24-16 (O)
Broncos, 16-15 (D)
2020—Raiders, 37-12 (LV)
Raiders, 32-31 (D)

(RS Pts.—Raiders 2,597, Broncos 2,469)
(PS Pts.—Raiders 59, Broncos 44)
**Franchise in Los Angeles from 1982-94 and in Oakland from 1960-81 and from 1995-2019*

****AFC Championship**

*****AFC First-Round Playoff**

DENVER vs. *L.A. CHARGERS

RS: Broncos lead series, 68-53-1

PS: Broncos lead series, 1-0

1960—Chargers, 23-19 (D)

Chargers, 41-33 (LA)

1961—Chargers, 37-0 (SD)

Chargers, 19-16 (D)

1962—Broncos, 30-21 (D)

Broncos, 23-20 (SD)

1963—Broncos, 50-34 (D)

Chargers, 58-20 (SD)

1964—Chargers, 42-14 (SD)

Chargers, 31-20 (D)

1965—Chargers, 34-31 (SD)

Chargers, 33-21 (D)

1966—Chargers, 24-17 (SD)

Broncos, 20-17 (D)

1967—Chargers, 38-21 (D)

Chargers, 24-20 (SD)

1968—Chargers, 55-24 (SD)
Chargers, 47-23 (D)
1969—Broncos, 13-0 (D)
Chargers, 45-24 (SD)
1970—Chargers, 24-21 (SD)
Tie, 17-17 (D)
1971—Broncos, 20-16 (D)
Chargers, 45-17 (SD)
1972—Chargers, 37-14 (SD)
Broncos, 38-13 (D)
1973—Broncos, 30-19 (D)
Broncos, 42-28 (SD)
1974—Broncos, 27-7 (D)
Chargers, 17-0 (SD)
1975—Broncos, 27-17 (SD)
Broncos, 13-10 (D) OT
1976—Broncos, 26-0 (D)
Broncos, 17-0 (SD)
1977—Broncos, 17-14 (SD)
Broncos, 17-9 (D)
1978—Broncos, 27-14 (D)
Chargers, 23-0 (SD)
1979—Broncos, 7-0 (D)
Chargers, 17-7 (SD)
1980—Chargers, 30-13 (D)
Broncos, 20-13 (SD)
1981—Broncos, 42-24 (D)
Chargers, 34-17 (SD)
1982—Chargers, 23-3 (D)
Chargers, 30-20 (SD)
1983—Broncos, 14-6 (D)
Chargers, 31-7 (SD)
1984—Broncos, 16-13 (SD)
Broncos, 16-13 (D)
1985—Chargers, 30-10 (SD)
Broncos, 30-24 (D) OT
1986—Broncos, 31-14 (SD)
Chargers, 9-3 (D)
1987—Broncos, 31-17 (SD)
Broncos, 24-0 (D)
1988—Broncos, 34-3 (D)
Broncos, 12-0 (SD)
1989—Broncos, 16-10 (D)
Chargers, 19-16 (SD)
1990—Chargers, 19-7 (SD)
Broncos, 20-10 (D)
1991—Broncos, 27-19 (D)
Broncos, 17-14 (SD)
1992—Broncos, 21-13 (D)
Chargers, 24-21 (SD)
1993—Broncos, 34-17 (D)
Chargers, 13-10 (SD)
1994—Chargers, 37-34 (D)
Broncos, 20-15 (SD)
1995—Chargers, 17-6 (SD)
Broncos, 30-27 (D)
1996—Broncos, 28-17 (D)
Chargers, 16-10 (SD)
1997—Broncos, 38-28 (SD)
Broncos, 38-3 (D)
1998—Broncos, 27-10 (D)
Broncos, 31-16 (SD)
1999—Broncos, 33-17 (SD)
Chargers, 12-6 (D)
2000—Broncos, 21-7 (SD)
Broncos, 38-37 (D)
2001—Chargers, 27-10 (SD)
Broncos, 26-16 (D)
2002—Broncos, 26-9 (D)
Chargers, 30-27 (SD) OT
2003—Broncos, 37-13 (SD)
Broncos, 37-8 (D)
2004—Broncos, 23-13 (D)
Chargers, 20-17 (SD)
2005—Broncos, 20-17 (D)
Broncos, 23-7 (SD)
2006—Chargers, 35-27 (D)
Chargers, 48-20 (SD)

2007—Chargers, 41-3 (D)
Chargers, 23-3 (SD)
2008—Broncos, 39-38 (D)
Chargers, 52-21 (SD)
2009—Broncos, 34-23 (SD)
Chargers, 32-3 (D)
2010—Chargers, 35-14 (SD)
Chargers, 33-28 (D)
2011—Chargers, 29-24 (D)
Broncos, 16-13 (SD) OT
2012—Broncos, 35-24 (SD)
Broncos, 30-23 (D)
2013—Broncos, 28-20 (SD)
Chargers, 27-20 (D)
**Broncos, 24-17 (D)
2014—Broncos, 35-24 (SD)
Broncos, 22-10 (SD)
2015—Broncos, 17-3 (SD)
Broncos, 27-20 (D)
2016—Chargers, 21-13 (SD)
Broncos, 27-19 (D)
2017—Broncos, 24-21 (D)
Chargers, 21-0 (LA)
2018—Broncos, 23-22 (LA)
Chargers, 23-9 (D)
2019—Broncos, 20-13 (LA)
Broncos, 23-20 (D)
2020—Broncos, 31-30 (D)
Chargers, 19-16 (LA)
(RS Pts.—Chargers 2,622, Broncos 2,593)
(PS Pts.—Broncos 24, Chargers 17)
**Franchise in San Diego from 1961-2016*

****AFC Divisional Playoff**

DENVER vs. *L.A. RAMS

RS: Rams lead series, 9-5

1972—Broncos, 16-10 (LA)

1974—Rams, 17-10 (D)

1979—Rams, 13-9 (D)

1982—Broncos, 27-24 (LA)

1985—Rams, 20-16 (LA)

1988—Broncos, 35-24 (D)

1994—Rams, 27-21 (LA)

1997—Broncos, 35-14 (D)

2000—Rams, 41-36 (StL)

2002—Broncos, 23-16 (D)

2006—Rams, 18-10 (StL)

2010—Rams, 36-33 (D)

2014—Rams, 22-7 (StL)

2018—Rams, 23-20 (D)

(RS Pts.—Rams 305, Broncos 298)

**Franchise in St. Louis from 1995-2015*

DENVER vs. MIAMI

RS: Dolphins lead series, 12-6-1

PS: Broncos lead series, 1-0

1966—Dolphins, 24-7 (M)

Broncos, 17-7 (D)

1967—Dolphins, 35-21 (M)

1968—Broncos, 21-14 (D)

1969—Dolphins, 27-24 (M)

1971—Tie, 10-10 (D)

1975—Dolphins, 14-13 (M)

1985—Dolphins, 30-26 (D)

1998—Dolphins, 31-21 (M)

**Broncos, 38-3 (D)

1999—Dolphins, 38-21 (D)

2001—Dolphins, 21-10 (M)

2002—Dolphins, 24-22 (D)

2004—Broncos, 20-17 (D)

2005—Dolphins, 34-10 (M)

2008—Dolphins, 26-17 (D)

2011—Broncos, 18-15 (M) OT

2014—Broncos, 39-36 (D)

2017—Dolphins, 35-9 (M)

2020—Broncos, 20-13 (D)

(RS Pts.—Dolphins 451, Broncos 346)

(PS Pts.—Broncos 38, Dolphins 3)

**AFC Divisional Playoff*

ALL-TIME TEAM VS. TEAM RESULTS

DENVER vs. MINNESOTA

RS: Vikings lead series, 8-7
 1972—Vikings, 23-20 (D)
 1978—Vikings, 12-9 (M) OT
 1981—Broncos, 19-17 (D)
 1984—Broncos, 42-21 (D)
 1987—Vikings, 34-27 (M)
 1990—Vikings, 27-22 (M)
 1991—Broncos, 13-6 (M)
 1993—Vikings, 26-23 (D)
 1996—Broncos, 21-17 (M)
 1999—Vikings, 23-20 (D)
 2003—Vikings, 28-20 (M)
 2007—Broncos, 22-19 (D) OT
 2011—Broncos, 35-32 (M)
 2015—Broncos, 23-20 (D)
 2019—Vikings, 27-23 (M)

(RS Pts.—Broncos 339, Vikings 332)

DENVER vs. *NEW ENGLAND

RS: Broncos lead series, 27-22
 PS: Broncos lead series, 4-1
 1960—Broncos, 13-10 (B)
 Broncos, 31-24 (D)
 1961—Patriots, 45-17 (B)
 Patriots, 28-24 (D)
 1962—Patriots, 41-16 (B)
 Patriots, 33-29 (D)
 1963—Broncos, 14-10 (D)
 Patriots, 40-21 (B)
 1964—Patriots, 39-10 (D)
 Patriots, 12-7 (B)
 1965—Broncos, 27-10 (B)
 Patriots, 28-20 (D)
 1966—Patriots, 24-10 (D)
 Broncos, 17-10 (B)
 1967—Broncos, 26-21 (D)
 1968—Patriots, 20-17 (D)
 Broncos, 35-14 (B)
 1969—Broncos, 35-7 (D)
 1972—Broncos, 45-21 (D)
 1976—Patriots, 38-14 (NE)
 1979—Broncos, 45-10 (D)
 1980—Patriots, 23-14 (NE)
 1984—Broncos, 26-19 (D)
 1986—Broncos, 27-20 (D)
 **Broncos, 22-17 (D)
 1987—Broncos, 31-20 (D)
 1988—Broncos, 21-10 (D)
 1991—Broncos, 9-6 (NE)
 Broncos, 20-3 (D)
 1995—Broncos, 37-3 (NE)
 1996—Broncos, 34-8 (NE)
 1997—Broncos, 34-13 (D)
 1998—Broncos, 27-21 (D)
 1999—Patriots, 24-23 (NE)
 2000—Patriots, 28-19 (D)
 2001—Broncos, 31-20 (D)
 2002—Broncos, 24-16 (NE)
 2003—Patriots, 30-26 (D)
 2005—Broncos, 28-20 (D)
 **Broncos, 27-13 (D)
 2006—Broncos, 17-7 (NE)
 2008—Patriots, 41-7 (NE)
 2009—Broncos, 20-17 (D) OT
 2011—Patriots, 41-23 (D)
 **Patriots, 45-10 (NE)
 2012—Patriots, 31-21 (NE)
 2013—Patriots, 34-31 (NE) OT
 ***Broncos, 26-16 (D)
 2014—Patriots, 43-21 (NE)
 2015—Broncos, 30-24 (D) OT
 ***Broncos, 20-18 (D)
 2016—Patriots, 16-3 (D)
 2017—Patriots, 41-16 (D)
 2020—Broncos, 18-12 (NE)
 2015—Broncos, 30-24 (D) OT
 ***Broncos, 20-18 (D)
 2016—Patriots, 16-3 (D)
 2017—Patriots, 41-16 (D)
 2020—Broncos, 18-12 (NE)
 (RS Pts.—Broncos 1,111, Patriots 1,076)
 (PS Pts.—Patriots 109, Broncos 105)

*Franchise in Boston prior to 1971

**AFC Divisional Playoff

***AFC Championship

DENVER vs. NEW ORLEANS

RS: Broncos lead series, 9-3
 1970—Broncos, 31-6 (NO)
 1974—Broncos, 33-17 (D)
 1979—Broncos, 10-3 (D)
 1985—Broncos, 34-23 (D)
 1988—Saints, 42-0 (NO)
 1994—Saints, 30-28 (D)
 2000—Broncos, 38-23 (NO)
 2004—Broncos, 34-13 (NO)
 2008—Broncos, 34-32 (D)
 2012—Broncos, 34-14 (D)
 2016—Broncos, 25-23 (NO)
 2020—Saints, 31-3 (D)

(RS Pts.—Broncos 304, Saints 257)

DENVER vs. N.Y. GIANTS

RS: Series tied, 6-6
 PS: Giants lead series, 1-0
 1972—Giants, 29-17 (NY)
 1976—Broncos, 14-13 (D)
 1980—Broncos, 14-9 (NY)
 1986—Giants, 19-16 (NY)
 *Giants, 39-20 (Pasadena)
 1989—Giants, 14-7 (D)
 1992—Broncos, 27-13 (D)
 1998—Giants, 20-16 (NY)
 2001—Broncos, 31-20 (D)
 2005—Giants, 24-23 (NY)
 2009—Broncos, 26-6 (D)
 2013—Broncos, 41-23 (NY)
 2017—Giants, 23-10 (D)

(RS Pts.—Broncos 242, Giants 213)

(PS Pts.—Giants 39, Broncos 20)

*Super Bowl XXI

DENVER vs. *N.Y. JETS

RS: Broncos lead series, 20-16-1

PS: Broncos lead series, 1-0

1960—Titans, 28-24 (NY)
 Titans, 30-27 (D)
 1961—Titans, 35-28 (NY)
 Broncos, 27-10 (D)
 1962—Broncos, 32-10 (NY)
 Titans, 46-45 (D)
 1963—Tie, 35-35 (NY)
 Jets, 14-9 (D)
 1964—Jets, 30-6 (NY)
 Broncos, 20-16 (D)
 1965—Broncos, 16-13 (D)
 Jets, 45-10 (NY)
 1966—Jets, 16-7 (D)
 1967—Jets, 38-24 (D)
 Broncos, 33-24 (NY)
 1968—Broncos, 21-13 (NY)
 1969—Broncos, 21-19 (D)
 1973—Broncos, 40-28 (NY)
 1976—Broncos, 46-3 (D)
 1978—Jets, 31-28 (D)
 1980—Broncos, 31-24 (D)
 1986—Jets, 22-10 (NY)
 1992—Broncos, 27-16 (D)
 1993—Broncos, 26-20 (NY)
 1994—Jets, 25-22 (NY) OT
 1996—Broncos, 31-6 (D)
 1998—**Broncos, 23-10 (D)
 1999—Jets, 21-13 (D)
 2000—Broncos, 30-23 (NY)
 2002—Jets, 19-13 (NY)
 2005—Broncos, 27-0 (D)
 2008—Broncos, 34-17 (NY)
 2010—Jets, 24-20 (D)
 2011—Broncos, 17-13 (D)
 2014—Broncos, 31-17 (NY)
 2017—Broncos, 23-0 (D)
 2018—Jets, 34-16 (NY)
 2020—Broncos, 37-28 (NY)

(RS Pts.—Broncos 907, Jets 793)

(PS Pts.—Broncos 23, Jets 10)

*Jets known as Titans prior to 1963

**AFC Championship

DENVER vs. PHILADELPHIA

RS: Eagles lead series, 8-5
 1971—Eagles, 17-16 (P)
 1975—Broncos, 25-10 (D)
 1980—Eagles, 27-6 (P)
 1983—Eagles, 13-10 (D)
 1986—Broncos, 33-7 (P)
 1989—Eagles, 28-24 (D)
 1992—Eagles, 30-0 (P)
 1995—Eagles, 31-13 (P)
 1998—Broncos, 41-16 (D)
 2005—Broncos, 49-21 (D)
 2009—Eagles, 30-27 (P)
 2013—Broncos, 52-20 (D)
 2017—Eagles, 51-23 (P)

(RS Pts.—Broncos 319, Eagles 301)

DENVER vs. PITTSBURGH

RS: Broncos lead series, 15-9-1

PS: Broncos lead series, 5-3

1970—Broncos, 16-13 (D)
 1971—Broncos, 22-10 (P)
 1973—Broncos, 23-13 (P)
 1974—Tie, 35-35 (D) OT
 1975—Steelers, 20-9 (P)
 1977—Broncos, 21-7 (D)
 *Broncos, 34-21 (D)
 1978—Steelers, 21-17 (D)
 *Steelers, 33-10 (P)
 1979—Steelers, 42-7 (P)
 1983—Broncos, 14-10 (P)
 1984—Steelers, 24-17 (D)
 1985—Broncos, 31-23 (P)
 1986—Broncos, 21-10 (P)
 1988—Steelers, 39-21 (P)
 1989—Broncos, 34-7 (D)
 *Broncos, 24-23 (D)
 1990—Steelers, 34-17 (D)
 1991—Broncos, 20-13 (D)
 1993—Broncos, 37-13 (D)
 1997—Steelers, 35-24 (P)
 **Broncos, 24-21 (P)
 2003—Broncos, 17-14 (D)
 2005—**Steelers, 34-17 (D)
 2006—Broncos, 31-20 (P)
 2007—Broncos, 31-28 (D)
 2009—Steelers, 28-10 (D)
 2011—***Broncos, 29-23 (D) OT
 2012—Broncos, 31-19 (D)
 2015—Steelers, 34-27 (P)
 *Broncos, 23-16 (D)
 2018—Broncos, 24-17 (D)
 2020—Steelers, 26-21 (P)

(RS Pts.—Broncos 561, Steelers 531)

(PS Pts.—Steelers 195, Broncos 178)

*AFC Divisional Playoff

**AFC Championship

***AFC First-Round Playoff

DENVER vs. SAN FRANCISCO

RS: Series tied, 7-7

PS: 49ers lead series, 1-0

1970—49ers, 19-14 (SF)
 1973—49ers, 36-34 (D)
 1979—Broncos, 38-28 (SF)
 1982—Broncos, 24-21 (D)
 1985—Broncos, 17-16 (D)
 1988—Broncos, 16-13 (SF) OT
 1989—*49ers, 55-10 (New Orleans)
 1994—49ers, 42-19 (SF)
 1997—49ers, 34-17 (SF)
 2000—Broncos, 38-9 (D)
 2002—Broncos, 24-14 (SF)
 2006—49ers, 26-23 (D) OT
 2010—49ers, 24-16 (London)
 2014—Broncos, 42-17 (D)

ALL-TIME TEAM VS. TEAM RESULTS

2018—49ers, 20-14 (SF)
 (RS Pts.—Broncos 336, 49ers 319)
 (PS Pts.—49ers 55, Broncos 10)
 *Super Bowl XXIV

DENVER vs. SEATTLE

RS: Broncos lead series, 35-19
 PS: Seahawks lead series, 2-0
 1977—Broncos, 24-13 (S)
 1978—Broncos, 28-7 (D)
 Broncos, 20-17 (S) OT
 1979—Broncos, 37-34 (D)
 Seahawks, 28-23 (S)
 1980—Broncos, 36-20 (D)
 Broncos, 25-17 (S)
 1981—Seahawks, 13-10 (S)
 Broncos, 23-13 (D)
 1982—Seahawks, 17-10 (D)
 Seahawks, 13-11 (S)
 1983—Seahawks, 27-19 (S)
 Broncos, 38-27 (D)
 *Seahawks, 31-7 (S)
 1984—Seahawks, 27-24 (D)
 Broncos, 31-14 (S)
 1985—Broncos, 13-10 (D) OT
 Broncos, 27-24 (S)
 1986—Broncos, 20-13 (D)
 Seahawks, 41-16 (S)
 1987—Broncos, 40-17 (D)
 Seahawks, 28-21 (S)
 1988—Seahawks, 21-14 (D)
 Seahawks, 42-14 (S)
 1989—Broncos, 24-21 (S) OT
 Broncos, 41-14 (D)
 1990—Broncos, 34-31 (D) OT
 Seahawks, 17-12 (S)
 1991—Broncos, 16-10 (D)
 Seahawks, 13-10 (S)
 1992—Seahawks, 16-13 (S) OT
 Broncos, 10-6 (D)
 1993—Broncos, 28-17 (D)
 Broncos, 17-9 (S)
 1994—Broncos, 16-9 (S)
 Broncos, 17-10 (D)
 1995—Seahawks, 27-10 (S)
 Seahawks, 31-27 (D)
 1996—Broncos, 30-20 (S)
 Broncos, 34-7 (D)
 1997—Broncos, 35-14 (S)
 Broncos, 30-27 (D)
 1998—Broncos, 21-16 (S)
 Broncos, 28-21 (D)
 1999—Seahawks, 20-17 (S)
 Broncos, 36-30 (D) OT
 2000—Broncos, 38-31 (S)
 Broncos, 31-24 (D)
 2001—Seahawks, 34-21 (S)
 Broncos, 20-7 (D)
 2002—Broncos, 31-9 (S)
 2006—Seahawks, 23-20 (D)
 2010—Broncos, 31-14 (D)
 2013—*Seahawks, 43-8 (New Jersey)
 2014—Seahawks, 26-20 (S) OT
 2018—Broncos, 27-24 (D)
 (RS Pts.—Broncos 1,269, Seahawks 1,061)
 (PS Pts.—Seahawks 74, Broncos 15)
 *AFC First-Round Playoff
 **Super Bowl XLVIII

DENVER vs. TAMPA BAY

RS: Broncos lead series, 7-3
 1976—Broncos, 48-13 (D)
 1981—Broncos, 24-7 (TB)
 1993—Buccaneers, 17-10 (D)
 1996—Broncos, 27-23 (D)
 1999—Buccaneers, 13-10 (TB)
 2004—Broncos, 16-13 (TB)
 2008—Broncos, 16-13 (D)
 2012—Broncos, 31-23 (D)
 2016—Broncos, 27-7 (TB)

2020—Buccaneers, 28-10 (D)
 (RS Pts.—Broncos 219, Buccaneers 157)

DENVER vs. *TENNESSEE

RS: Titans lead series, 23-16-1
 PS: Broncos lead series, 2-1
 1960—Oilers, 45-25 (D)
 Oilers, 20-10 (H)
 1961—Oilers, 55-14 (D)
 Oilers, 45-14 (H)
 1962—Broncos, 20-10 (D)
 Oilers, 34-17 (H)
 1963—Oilers, 20-14 (H)
 Oilers, 33-24 (D)
 1964—Oilers, 38-17 (D)
 Oilers, 34-15 (H)
 1965—Broncos, 28-17 (D)
 Broncos, 31-21 (H)
 1966—Oilers, 45-7 (H)
 Broncos, 40-38 (D)
 1967—Oilers, 10-6 (H)
 Oilers, 20-18 (D)
 1968—Oilers, 38-17 (H)
 1969—Oilers, 24-21 (H)
 Tie, 20-20 (D)
 1970—Oilers, 31-21 (H)
 1972—Broncos, 30-17 (D)
 1973—Broncos, 48-20 (H)
 1974—Broncos, 37-14 (D)
 1976—Oilers, 17-3 (H)
 1977—Broncos, 24-14 (H)
 1979—**Oilers, 13-7 (H)
 1980—Oilers, 20-16 (D)
 1983—Broncos, 26-14 (H)
 1985—Broncos, 31-20 (D)
 1987—Oilers, 40-10 (D)
 ***Broncos, 34-10 (D)
 1991—Oilers, 42-14 (H)
 ***Broncos, 26-24 (D)
 1992—Broncos, 27-21 (D)
 1995—Oilers, 42-33 (H)
 2004—Broncos, 37-16 (T)
 2007—Broncos, 34-20 (D)
 2010—Broncos, 26-20 (T)
 2011—Titans, 17-14 (T)
 2013—Broncos, 51-28 (D)
 2016—Titans, 13-10 (T)
 2019—Broncos, 16-0 (D)
 2020—Titans, 16-14 (D)
 (RS Pts.—Titans 1,009, Broncos 880)
 (PS Pts.—Broncos 67, Titans 47)
 *Franchise in Houston prior to 1997; known as the Oilers prior to 1999
 **AFC First-Round Playoff
 ***AFC Divisional Playoff

DENVER vs. *WASHINGTON

RS: Broncos lead series, 7-6
 PS: Washington leads series, 1-0
 1970—Redskins, 19-3 (D)
 1974—Redskins, 30-3 (W)
 1980—Broncos, 20-17 (D)
 1986—Broncos, 31-30 (D)
 1987—**Redskins, 42-10 (San Diego)
 1989—Broncos, 14-10 (W)
 1992—Redskins, 34-3 (W)
 1995—Broncos, 38-31 (D)
 1998—Broncos, 38-16 (W)
 2001—Redskins, 17-10 (D)
 2005—Broncos, 21-19 (D)
 2009—Redskins, 27-17 (W)
 2013—Broncos, 45-21 (D)
 2017—Redskins, 27-11 (W)
 (RS Pts.—Washington 298, Broncos 254)
 (PS Pts.—Washington 42, Broncos 10)
 *Franchise known as Redskins prior to 2020
 **Super Bowl XXII

DETROIT vs. ARIZONA

RS: Lions lead series, 34-28-6;
 See Arizona vs. Detroit

DETROIT vs. ATLANTA

RS: Lions lead series, 25-13;
 See Atlanta vs. Detroit

DETROIT vs. BALTIMORE

RS: Ravens lead series, 4-1;
 See Baltimore vs. Detroit

DETROIT vs. BUFFALO

RS: Bills lead series, 6-4-1;
 See Buffalo vs. Detroit

DETROIT vs. CAROLINA

RS: Panthers lead series, 7-3;
 See Carolina vs. Detroit

DETROIT vs. CHICAGO

RS: Bears lead series, 102-75-5;
 See Chicago vs. Detroit

DETROIT vs. CINCINNATI

RS: Bengals lead series, 9-3;
 See Cincinnati vs. Detroit

DETROIT vs. CLEVELAND

RS: Lions lead series, 16-4
 PS: Lions lead series, 3-1;
 See Cleveland vs. Detroit

DETROIT vs. DALLAS

RS: Cowboys lead series, 15-11
 PS: Cowboys lead series, 2-1;
 See Dallas vs. Detroit

DETROIT vs. DENVER

RS: Broncos lead series, 8-5;
 See Denver vs. Detroit

***DETROIT vs. GREEN BAY**

RS: Packers lead series, 102-72-7
 PS: Packers lead series, 2-0

1930—Packers, 47-13 (GB)
 Tie, 6-6 (P)

1932—Packers, 15-10 (GB)
 Spartans, 19-0 (P)

1933—Packers, 17-0 (GB)
 Spartans, 7-0 (P)

1934—Lions, 3-0 (GB)
 Packers, 3-0 (D)

1935—Packers, 13-9 (Mil)
 Packers, 31-7 (GB)
 Lions, 20-10 (D)

1936—Packers, 20-18 (GB)
 Packers, 26-17 (D)

1937—Packers, 26-6 (GB)
 Packers, 14-13 (D)

1938—Lions, 17-7 (GB)
 Packers, 28-7 (D)

1939—Packers, 26-7 (GB)
 Packers, 12-7 (D)

1940—Lions, 23-14 (GB)
 Packers, 50-7 (D)

1941—Packers, 23-0 (GB)
 Packers, 24-7 (D)

1942—Packers, 38-7 (Mil)
 Packers, 28-7 (D)

1943—Packers, 35-14 (GB)
 Packers, 27-6 (D)

1944—Packers, 27-6 (Mil)
 Packers, 14-0 (D)

1945—Packers, 57-21 (Mil)
 Lions, 14-3 (D)

1946—Packers, 10-7 (Mil)
 Packers, 9-0 (D)

1947—Packers, 34-17 (GB)
 Packers, 35-14 (D)

1948—Packers, 33-21 (GB)
 Lions, 24-20 (D)

1949—Packers, 16-14 (Mil)
 Lions, 21-7 (D)

1950—Lions, 45-7 (GB)
 Lions, 24-21 (D)

ALL-TIME TEAM VS. TEAM RESULTS

1951—Lions, 24-17 (GB)
Lions, 52-35 (D)
1952—Lions, 52-17 (GB)
Lions, 48-24 (D)
1953—Lions, 14-7 (GB)
Lions, 34-15 (D)
1954—Lions, 21-17 (GB)
Lions, 28-24 (D)
1955—Packers, 20-17 (GB)
Lions, 24-10 (D)
1956—Lions, 20-16 (GB)
Packers, 24-20 (D)
1957—Lions, 24-14 (GB)
Lions, 18-6 (D)
1958—Tie, 13-13 (GB)
Lions, 24-14 (D)
1959—Packers, 28-10 (GB)
Packers, 24-17 (D)
1960—Packers, 28-9 (GB)
Lions, 23-10 (D)
1961—Lions, 17-13 (Mil)
Packers, 17-9 (D)
1962—Packers, 9-7 (GB)
Lions, 26-14 (D)
1963—Packers, 31-10 (Mil)
Tie, 13-13 (D)
1964—Packers, 14-10 (D)
Packers, 30-7 (GB)
1965—Packers, 31-21 (D)
Lions, 12-7 (GB)
1966—Packers, 23-14 (GB)
Packers, 31-7 (D)
1967—Tie, 17-17 (GB)
Packers, 27-17 (D)
1968—Lions, 23-17 (GB)
Tie, 14-14 (D)
1969—Packers, 28-17 (D)
Lions, 16-10 (GB)
1970—Lions, 40-0 (GB)
Lions, 20-0 (D)
1971—Lions, 31-28 (D)
Tie, 14-14 (Mil)
1972—Packers, 24-23 (D)
Packers, 33-7 (GB)
1973—Tie, 13-13 (GB)
Lions, 34-0 (D)
1974—Packers, 21-19 (Mil)
Lions, 19-17 (D)
1975—Lions, 30-16 (Mil)
Lions, 13-10 (D)
1976—Packers, 24-14 (GB)
Lions, 27-6 (D)
1977—Lions, 10-6 (D)
Packers, 10-9 (GB)
1978—Packers, 13-7 (D)
Packers, 35-14 (Mil)
1979—Packers, 24-16 (Mil)
Packers, 18-13 (D)
1980—Lions, 29-7 (Mil)
Lions, 24-3 (D)
1981—Lions, 31-27 (D)
Packers, 31-17 (GB)
1982—Lions, 30-10 (GB)
Lions, 27-24 (D)
1983—Lions, 38-14 (D)
Lions, 23-20 (Mil) OT
1984—Packers, 41-9 (GB)
Lions, 31-28 (D)
1985—Packers, 43-10 (GB)
Packers, 26-23 (D)
1986—Lions, 21-14 (GB)
Packers, 44-40 (D)
1987—Lions, 19-16 (GB) OT
Packers, 34-33 (D)
1988—Lions, 19-9 (Mil)
Lions, 30-14 (D)
1989—Packers, 23-20 (Mil) OT
Lions, 31-22 (D)

1990—Packers, 24-21 (D)
Lions, 24-17 (GB)
1991—Lions, 23-14 (D)
Lions, 21-17 (GB)
1992—Packers, 27-13 (D)
Packers, 38-10 (Mil)
1993—Packers, 26-17 (Mil)
Lions, 30-20 (D)
**Packers, 28-24 (D)
1994—Packers, 38-30 (Mil)
Lions, 34-31 (D)
**Packers, 16-12 (GB)
1995—Packers, 30-21 (GB)
Lions, 24-16 (D)
1996—Packers, 28-18 (GB)
Packers, 31-3 (D)
1997—Lions, 26-15 (D)
Packers, 20-10 (GB)
1998—Packers, 38-19 (GB)
Lions, 27-20 (D)
1999—Lions, 23-15 (D)
Packers, 26-17 (GB)
2000—Lions, 31-24 (D)
Packers, 26-13 (GB)
2001—Packers, 28-6 (GB)
Packers, 29-27 (D)
2002—Packers, 37-31 (D)
Packers, 40-14 (GB)
2003—Packers, 31-6 (GB)
Lions, 22-14 (D)
2004—Packers, 38-10 (D)
Packers, 16-13 (GB)
2005—Lions, 17-3 (D)
Packers, 16-13 (GB) OT
2006—Packers, 31-24 (D)
Packers, 17-9 (GB)
2007—Packers, 37-26 (D)
Packers, 34-13 (GB)
2008—Packers, 48-25 (D)
Packers, 31-21 (GB)
2009—Packers, 26-0 (GB)
Packers, 34-12 (D)
2010—Packers, 28-26 (GB)
Lions, 7-3 (D)
2011—Packers, 27-15 (D)
Packers, 45-41 (GB)
2012—Packers, 24-20 (D)
Packers, 27-20 (GB)
2013—Packers, 22-9 (GB)
Lions, 40-10 (D)
2014—Lions, 19-7 (D)
Packers, 30-20 (GB)
2015—Lions, 18-16 (GB)
Packers, 27-23 (D)
2016—Packers, 34-27 (GB)
Packers, 31-24 (D)
2017—Lions, 30-17 (GB)
Lions, 35-11 (D)
2018—Lions, 31-23 (D)
Lions, 31-0 (GB)
2019—Packers, 23-22 (GB)
Packers, 23-20 (D)
2020—Packers, 42-21 (GB)
Packers, 31-24 (D)
(RS Pts.—Packers 3,856, Lions 3,379)
(PS Pts.—Packers 44, Lions 36)
**Franchise in Portsmouth prior to 1934 and known as the Spartans*
***NFC First-Round Playoff*
DETROIT vs. HOUSTON
RS: Texans lead series, 4-1
2004—Lions, 28-16 (D)
2008—Texans, 28-21 (H)
2012—Texans, 34-31 (D) OT
2016—Texans, 20-13 (H)
2020—Texans, 41-25 (D)
(RS Pts.—Texans 139, Lions 118)

DETROIT vs. *INDIANAPOLIS

RS: Colts lead series, 22-19-2
1953—Lions, 27-17 (B)
Lions, 17-7 (D)
1954—Lions, 35-0 (D)
Lions, 27-3 (B)
1955—Colts, 28-13 (B)
Lions, 24-14 (D)
1956—Lions, 31-14 (B)
Lions, 27-3 (D)
1957—Colts, 34-14 (B)
Lions, 31-27 (D)
1958—Colts, 28-15 (B)
Colts, 40-14 (D)
1959—Colts, 21-9 (B)
Colts, 31-24 (D)
1960—Lions, 30-17 (B)
Lions, 20-15 (B)
1961—Lions, 16-15 (B)
Colts, 17-14 (D)
1962—Lions, 29-20 (B)
Lions, 21-14 (D)
1963—Colts, 25-21 (D)
Colts, 24-21 (B)
1964—Colts, 34-0 (D)
Lions, 31-14 (B)
1965—Colts, 31-7 (B)
Tie, 24-24 (D)
1966—Colts, 45-14 (B)
Lions, 20-14 (D)
1967—Colts, 41-7 (B)
1968—Colts, 27-10 (D)
1969—Tie, 17-17 (B)
1973—Colts, 29-27 (D)
1977—Lions, 13-10 (B)
1980—Colts, 10-9 (D)
1985—Colts, 14-6 (I)
1991—Lions, 33-24 (I)
1997—Lions, 32-10 (D)
2000—Colts, 30-18 (I)
2004—Colts, 41-9 (D)
2008—Colts, 31-21 (I)
2012—Colts, 35-33 (D)
2016—Lions, 39-35 (I)
2020—Colts, 41-21 (D)
(RS Pts.—Colts 971, Lions 871)
**Franchise in Baltimore prior to 1984*
DETROIT vs. JACKSONVILLE
RS: Lions lead series, 4-3
1995—Lions, 44-0 (D)
1998—Jaguars, 37-22 (J)
2004—Jaguars, 23-17 (J) OT
2008—Jaguars, 38-14 (D)
2012—Lions, 31-14 (J)
2016—Lions, 26-19 (D)
2020—Lions, 34-16 (J)
(RS Pts.—Lions 188, Jaguars 147)
DETROIT vs. KANSAS CITY
RS: Chiefs lead series, 9-5
1971—Lions, 32-21 (D)
1975—Chiefs, 24-21 (KC) OT
1980—Chiefs, 20-17 (KC)
1981—Lions, 27-10 (D)
1987—Chiefs, 27-20 (D)
1988—Lions, 7-6 (KC)
1990—Chiefs, 43-24 (KC)
1996—Chiefs, 28-24 (D)
1999—Chiefs, 31-21 (KC)
2003—Chiefs, 45-17 (KC)
2007—Lions, 25-20 (D)
2011—Lions, 48-3 (D)
2015—Chiefs, 45-10 (London)
2019—Chiefs, 34-30 (D)
(RS Pts.—Chiefs 357, Lions 323)
DETROIT vs. *LAS VEGAS
RS: Raiders lead, 7-6
1970—Lions, 28-14 (D)
1974—Raiders, 35-13 (O)

ALL-TIME TEAM VS. TEAM RESULTS

1978—Raiders, 29-17 (O)
 1981—Lions, 16-0 (D)
 1984—Raiders, 24-3 (D)
 1987—Raiders, 27-7 (LA)
 1990—Raiders, 38-31 (D)
 1996—Raiders, 37-21 (O)
 2003—Lions, 23-13 (D)
 2007—Lions, 36-21 (O)
 2011—Lions, 28-27 (O)
 2015—Lions, 18-13 (D)
 2019—Raiders, 31-24 (O)
 (RS Pts.—Raiders 309, Lions 265)

*Franchise in Los Angeles from 1982-94 and in Oakland from 1960-81 and from 1995-2019

DETROIT vs. *L.A. CHARGERS

RS: Chargers lead series, 7-5

1972—Lions, 34-20 (D)
 1977—Lions, 20-0 (D)
 1978—Lions, 31-14 (D)
 1981—Chargers, 28-23 (SD)
 1984—Chargers, 27-24 (SD)
 1996—Chargers, 27-21 (SD)
 1999—Chargers, 20-10 (D)
 2003—Chargers, 14-7 (D)
 2007—Chargers, 51-14 (SD)
 2011—Lions, 38-10 (D)
 2015—Chargers, 33-28 (SD)
 2019—Lions, 13-10 (D)
 (RS Pts.—Lions 263, Chargers 254)

*Franchise in San Diego from 1961-2016

DETROIT vs. *L.A. RAMS

RS: Rams lead series, 44-40-1

PS: Lions lead series, 1-0

1937—Lions, 28-0 (C)
 Lions, 27-7 (D)
 1938—Rams, 21-17 (C)
 Lions, 6-0 (D)
 1939—Lions, 15-7 (D)
 Rams, 14-3 (C)
 1940—Lions, 6-0 (D)
 Rams, 24-0 (C)
 1941—Lions, 17-7 (D)
 Lions, 14-0 (C)
 1942—Rams, 14-0 (D)
 Rams, 27-7 (C)
 1944—Rams, 20-17 (D)
 Lions, 26-14 (C)
 1945—Rams, 28-21 (D)
 1946—Rams, 35-14 (LA)
 Rams, 41-20 (D)
 1947—Rams, 27-13 (D)
 Rams, 28-17 (LA)
 1948—Rams, 44-7 (LA)
 Rams, 34-27 (D)
 1949—Rams, 27-24 (LA)
 Rams, 21-10 (D)
 1950—Rams, 30-28 (D)
 Rams, 65-24 (LA)
 1951—Rams, 27-21 (D)
 Lions, 24-22 (LA)
 1952—Lions, 17-14 (LA)
 Lions, 24-16 (D)
 **Lions, 31-21 (D)
 1953—Rams, 31-19 (D)
 Rams, 37-24 (LA)
 1954—Lions, 21-3 (D)
 Lions, 27-24 (LA)
 1955—Rams, 17-10 (D)
 Rams, 24-13 (LA)
 1956—Lions, 24-21 (D)
 Lions, 16-7 (LA)
 1957—Lions, 10-7 (D)
 Rams, 35-17 (LA)
 1958—Rams, 42-28 (D)
 Lions, 41-24 (LA)
 1959—Lions, 17-7 (LA)
 Lions, 23-17 (D)

1960—Rams, 48-35 (LA)
 Lions, 12-10 (D)
 1961—Lions, 14-13 (D)
 Lions, 28-10 (LA)
 1962—Lions, 13-10 (D)
 Lions, 12-3 (LA)
 1963—Lions, 23-2 (LA)
 Rams, 28-21 (D)
 1964—Tie, 17-17 (LA)
 Lions, 37-17 (D)
 1965—Lions, 20-0 (D)
 Lions, 31-7 (LA)
 1966—Rams, 14-7 (D)
 Rams, 23-3 (LA)

1967—Rams, 31-7 (D)
 1968—Rams, 10-7 (LA)
 1969—Lions, 28-0 (D)
 1970—Lions, 28-23 (LA)
 1971—Rams, 21-13 (D)
 1972—Lions, 34-17 (LA)
 1974—Rams, 16-13 (LA)
 1975—Rams, 20-0 (D)
 1976—Rams, 20-17 (D)
 1980—Lions, 41-20 (LA)
 1981—Rams, 20-13 (LA)
 1982—Lions, 19-14 (LA)
 1983—Rams, 21-10 (LA)
 1986—Rams, 14-10 (LA)
 1987—Rams, 37-16 (D)
 1988—Rams, 17-10 (LA)
 1991—Lions, 21-10 (D)
 1993—Lions, 16-13 (LA)
 1999—Lions, 31-27 (D)
 2001—Rams, 35-0 (D)
 2003—Lions, 30-20 (D)
 2006—Rams, 41-34 (StL)
 2009—Rams, 17-10 (D)
 2010—Lions, 44-6 (D)
 2012—Lions, 27-23 (D)
 2015—Rams, 21-14 (StL)
 2016—Lions, 31-28 (D)
 2018—Rams, 30-16 (D)
 (RS Pts.—Rams 1,684, Lions 1,577)
 (PS Pts.—Lions 31, Rams 21)

*Franchise in St. Louis from 1995-2015 and in Cleveland prior to 1946

**Conference Playoff

DETROIT vs. MIAMI

RS: Dolphins lead series, 7-5

1973—Dolphins, 34-7 (M)
 1979—Dolphins, 28-10 (D)
 1985—Lions, 31-21 (D)
 1991—Lions, 17-13 (D)
 1994—Dolphins, 27-20 (M)
 1997—Dolphins, 33-30 (M)
 2000—Dolphins, 23-8 (D)
 2002—Dolphins, 49-21 (M)
 2006—Dolphins, 27-10 (D)
 2010—Lions, 34-27 (M)
 2014—Lions, 20-16 (D)
 2018—Lions, 32-21 (M)
 (RS Pts.—Dolphins 319, Lions 240)

DETROIT vs. MINNESOTA

RS: Vikings lead series, 78-39-2

1961—Lions, 37-10 (M)
 Lions, 13-7 (D)
 1962—Lions, 17-6 (M)
 Lions, 37-23 (D)
 1963—Lions, 28-10 (D)
 Vikings, 34-31 (M)
 1964—Lions, 24-20 (M)
 Tie, 23-23 (D)
 1965—Lions, 31-29 (M)
 Vikings, 29-7 (D)
 1966—Lions, 32-31 (M)
 Vikings, 28-16 (D)
 1967—Tie, 10-10 (M)
 Lions, 14-3 (D)

1968—Vikings, 24-10 (M)
 Vikings, 13-6 (D)
 1969—Vikings, 24-10 (M)
 Vikings, 27-0 (D)
 1970—Vikings, 30-17 (D)
 Vikings, 24-20 (M)
 1971—Vikings, 16-13 (D)
 Vikings, 29-10 (M)
 1972—Vikings, 34-10 (D)
 Vikings, 16-14 (M)
 1973—Vikings, 23-9 (D)
 Vikings, 28-7 (M)
 1974—Vikings, 7-6 (D)
 Lions, 20-16 (M)
 1975—Vikings, 25-19 (M)
 Lions, 17-10 (D)
 1976—Vikings, 10-9 (D)
 Vikings, 31-23 (M)
 1977—Vikings, 14-7 (M)
 Vikings, 30-21 (D)
 1978—Vikings, 17-7 (M)
 Lions, 45-14 (D)
 1979—Vikings, 13-10 (D)
 Vikings, 14-7 (M)
 1980—Lions, 27-7 (D)
 Vikings, 34-0 (M)
 1981—Vikings, 26-24 (M)
 Lions, 45-7 (D)
 1982—Vikings, 34-31 (D)
 1983—Vikings, 20-17 (M)
 Lions, 13-2 (D)
 1984—Vikings, 29-28 (D)
 Lions, 16-14 (M)
 1985—Vikings, 16-13 (M)
 Lions, 41-21 (D)
 1986—Lions, 13-10 (M)
 Vikings, 24-10 (D)
 1987—Vikings, 34-19 (M)
 Vikings, 17-14 (D)
 1988—Vikings, 44-17 (M)
 Vikings, 23-0 (D)
 1989—Vikings, 24-17 (M)
 Vikings, 20-7 (D)
 1990—Lions, 34-27 (M)
 Vikings, 17-7 (D)
 1991—Lions, 24-20 (D)
 Lions, 34-14 (M)
 1992—Lions, 31-17 (D)
 Vikings, 31-14 (M)
 1993—Lions, 30-27 (M)
 Vikings, 13-0 (D)
 1994—Vikings, 10-3 (M)
 Lions, 41-19 (D)
 1995—Vikings, 20-10 (M)
 Lions, 44-38 (D)
 1996—Vikings, 17-13 (M)
 Vikings, 24-22 (D)
 1997—Lions, 38-15 (D)
 Lions, 14-13 (M)
 1998—Vikings, 29-6 (M)
 Vikings, 34-13 (D)
 1999—Lions, 25-23 (D)
 Vikings, 24-17 (M)
 2000—Vikings, 31-24 (D)
 Vikings, 24-17 (M)
 2001—Vikings, 31-26 (M)
 Lions, 27-24 (D)
 2002—Vikings, 31-24 (M)
 Vikings, 38-36 (D)
 2003—Vikings, 23-13 (D)
 Vikings, 24-14 (M)
 2004—Vikings, 22-19 (M)
 Vikings, 28-27 (D)
 2005—Vikings, 27-14 (M)
 Vikings, 21-16 (D)
 2006—Vikings, 26-17 (M)
 Vikings, 30-20 (D)

ALL-TIME TEAM VS. TEAM RESULTS

2007—Lions, 20-17 (D) OT
Vikings, 42-10 (M)
2008—Vikings, 12-10 (M)
Vikings, 20-16 (D)
2009—Vikings, 27-13 (D)
Vikings, 27-10 (M)
2010—Vikings, 24-10 (M)
Lions, 20-13 (D)
2011—Lions, 26-23 (M) OT
Lions, 34-28 (D)
2012—Vikings, 20-13 (D)
Vikings, 34-24 (M)
2013—Lions, 34-24 (D)
Vikings, 14-13 (M)
2014—Lions, 17-3 (M)
Lions, 16-14 (D)
2015—Vikings, 26-16 (M)
Vikings, 28-19 (D)
2016—Lions, 22-16 (M) OT
Lions, 16-13 (D)
2017—Lions, 14-7 (M)
Vikings, 30-23 (D)
2018—Vikings, 24-9 (M)
Vikings, 27-9 (D)
2019—Vikings, 42-30 (D)
Vikings, 20-7 (M)
2020—Vikings, 34-20 (M)
Vikings, 37-35 (D)
(RS Pts.—Vikings 2,616, Lions 2,209)
DETROIT vs. NEW ENGLAND
RS: Patriots lead series, 7-5
1971—Lions, 34-7 (NE)
1976—Lions, 30-10 (D)
1979—Patriots, 24-17 (NE)
1985—Patriots, 23-6 (NE)
1993—Lions, 19-16 (NE) OT
1994—Patriots, 23-17 (D)
2000—Lions, 34-9 (D)
2002—Patriots, 20-12 (D)
2006—Patriots, 28-21 (NE)
2010—Patriots, 45-24 (D)
2014—Patriots, 34-9 (NE)
2018—Lions, 26-10 (D)
(RS Pts.—Lions 249, Patriots 249)
DETROIT vs. NEW ORLEANS
RS: Saints lead series, 13-12-1
PS: Saints lead series, 1-0
1968—Tie, 20-20 (D)
1970—Saints, 19-17 (NO)
1972—Lions, 27-14 (D)
1973—Saints, 20-13 (NO)
1974—Lions, 19-14 (D)
1976—Saints, 17-16 (NO)
1977—Lions, 23-19 (D)
1979—Saints, 17-7 (NO)
1980—Lions, 24-13 (D)
1988—Saints, 22-14 (D)
1989—Lions, 21-14 (D)
1990—Lions, 27-10 (NO)
1992—Saints, 13-7 (D)
1993—Saints, 14-3 (NO)
1997—Saints, 35-17 (NO)
2000—Lions, 14-10 (NO)
2002—Lions, 26-21 (D)
2005—Lions, 13-12 (San Antonio)
2008—Saints, 42-7 (D)
2009—Saints, 45-27 (NO)
2011—Saints, 31-17 (NO)
*Saints, 45-28 (D)
2014—Lions, 24-23 (D)
2015—Lions, 35-27 (NO)
2016—Lions, 28-13 (NO)
2017—Saints, 52-38 (NO)
2020—Saints, 35-29 (D)
(RS Pts.—Saints 572, Lions 513)
(PS Pts.—Saints 45, Lions 28)
**NFC First-Round Playoff*

***DETROIT vs. N.Y. GIANTS**

RS: Lions lead series, 23-21-1
PS: Lions lead series, 1-0
1930—Giants, 19-6 (P)
1931—Spartans, 14-6 (P)
Giants, 14-0 (NY)
1932—Spartans, 7-0 (P)
Spartans, 6-0 (NY)
1933—Spartans, 17-7 (P)
Giants, 13-10 (NY)
1934—Lions, 9-0 (D)
1935—*Lions, 26-7 (D)
1936—Giants, 14-7 (NY)
Lions, 38-0 (D)
1937—Lions, 17-0 (NY)
1939—Lions, 18-14 (D)
1941—Giants, 20-13 (NY)
1943—Tie, 0-0 (D)
1945—Giants, 35-14 (NY)
1947—Lions, 35-7 (D)
1949—Lions, 45-21 (NY)
1953—Lions, 27-16 (NY)
1955—Giants, 24-19 (D)
1958—Giants, 19-17 (D)
1962—Giants, 17-14 (NY)
1964—Lions, 26-3 (D)
1967—Lions, 30-7 (NY)
1969—Lions, 24-0 (D)
1972—Lions, 30-16 (D)
1974—Lions, 20-19 (D)
1976—Giants, 24-10 (NY)
1982—Giants, 13-6 (D)
1983—Lions, 15-9 (D)
1988—Giants, 30-10 (NY)
Giants, 13-10 (D) OT
1989—Giants, 24-14 (NY)
1990—Giants, 20-0 (NY)
1994—Lions, 28-25 (NY) OT
1996—Giants, 35-7 (D)
1997—Giants, 26-20 (D) OT
2000—Lions, 31-21 (NY)
2004—Lions, 28-13 (NY)
2007—Giants, 16-10 (D)
2010—Giants, 28-20 (NY)
2013—Giants, 23-20 (D) OT
2014—Lions, 35-14 (D)
2016—Giants, 17-6 (NY)
2017—Lions, 24-10 (NY)
2019—Lions, 31-26 (D)
(RS Pts.—Lions 788, Giants 678)
(PS Pts.—Lions 26, Giants 7)
**Franchise in Portsmouth prior to 1934
and known as the Spartans*
***NFL Championship*
DETROIT vs. N.Y. JETS
RS: Series tied, 7-7
1972—Lions, 37-20 (D)
1979—Jets, 31-10 (NY)
1982—Jets, 28-13 (D)
1985—Lions, 31-20 (D)
1988—Jets, 17-10 (D)
1991—Lions, 34-20 (D)
1994—Lions, 18-7 (NY)
1997—Lions, 13-10 (D)
2000—Lions, 10-7 (NY)
2002—Jets, 31-14 (D)
2006—Jets, 31-24 (NY)
2010—Jets, 23-20 (D) OT
2014—Lions, 24-17 (NY)
2018—Jets, 48-17 (D)
(RS Pts.—Jets 310, Lions 275)
***DETROIT vs. PHILADELPHIA**
RS: Lions lead series, 16-15-2
PS: Eagles lead series, 1-0
1933—Spartans, 25-0 (P)
1934—Lions, 10-0 (P)
1935—Lions, 35-0 (D)
1936—Lions, 23-0 (P)

1938—Eagles, 21-7 (D)
1940—Lions, 21-0 (P)
1941—Lions, 21-17 (D)
1945—Lions, 28-24 (D)
1948—Eagles, 45-21 (P)
1949—Eagles, 22-14 (D)
1951—Lions, 28-10 (P)
1954—Tie, 13-13 (D)
1957—Lions, 27-16 (P)
1960—Eagles, 28-10 (D)
1961—Eagles, 27-24 (D)
1965—Lions, 35-28 (P)
1968—Eagles, 12-0 (D)
1971—Eagles, 23-20 (D)
1974—Eagles, 28-17 (P)
1977—Lions, 17-13 (D)
1979—Eagles, 44-7 (P)
1984—Tie, 23-23 (D) OT
1986—Lions, 13-11 (P)
1995—**Eagles, 58-37 (P)
1996—Eagles, 24-17 (P)
1998—Eagles, 10-9 (P)
2004—Eagles, 30-13 (D)
2007—Eagles, 56-21 (P)
2010—Eagles, 35-32 (D)
2012—Lions, 26-23 (P) OT
2013—Eagles, 34-20 (P)
2015—Lions, 45-14 (D)
2016—Lions, 24-23 (D)
2019—Lions, 27-24 (P)
(RS Pts.—Eagles 678, Lions 673)
(PS Pts.—Eagles 58, Lions 37)

**Franchise in Portsmouth prior to 1934
and known as the Spartans*

****NFC First-Round Playoff****DETROIT vs. *PITTSBURGH**

RS: Steelers lead series, 17-14-1

1934—Lions, 40-7 (D)
1936—Lions, 28-3 (D)
1937—Lions, 7-3 (D)
1938—Lions, 16-7 (D)
1940—Steelers, 10-7 (D)
1942—Steelers, 35-7 (D)
1946—Lions, 17-7 (D)
1947—Steelers, 17-10 (P)
1948—Lions, 17-14 (D)
1949—Steelers, 14-7 (P)
1950—Lions, 10-7 (D)
1952—Lions, 31-6 (P)
1953—Lions, 38-21 (D)
1955—Lions, 31-28 (P)
1956—Lions, 45-7 (D)
1959—Tie, 10-10 (P)
1962—Lions, 45-7 (D)
1966—Steelers, 17-3 (P)
1967—Steelers, 24-14 (D)
1969—Steelers, 16-13 (P)
1973—Steelers, 24-10 (P)
1983—Lions, 45-3 (D)
1986—Steelers, 27-17 (P)
1989—Steelers, 23-3 (D)
1992—Steelers, 17-14 (P)
1995—Steelers, 23-20 (P)
1998—Lions, 19-16 (D) OT
2001—Steelers, 47-14 (P)
2005—Steelers, 35-21 (P)
2009—Steelers, 28-20 (D)
2013—Steelers, 37-27 (P)
2017—Steelers, 20-15 (D)
(RS Pts.—Lions 621, Steelers 560)
**Steelers known as Pirates prior to 1940*
DETROIT vs. SAN FRANCISCO
RS: 49ers lead series, 37-27-1
PS: Series tied, 1-1
1950—Lions, 24-7 (D)
49ers, 28-27 (SF)
1951—49ers, 20-10 (D)
49ers, 21-17 (SF)

ALL-TIME TEAM VS. TEAM RESULTS

1952—49ers, 17-3 (SF)
49ers, 28-0 (D)
1953—Lions, 24-21 (D)
Lions, 14-10 (SF)
1954—49ers, 37-31 (SF)
Lions, 48-7 (D)
1955—49ers, 27-24 (D)
49ers, 38-21 (SF)
1956—Lions, 20-17 (D)
Lions, 17-13 (SF)
1957—49ers, 35-31 (SF)
Lions, 31-10 (D)
*Lions, 31-27 (SF)
1958—49ers, 24-21 (SF)
Lions, 35-21 (D)
1959—49ers, 34-13 (D)
49ers, 33-7 (SF)
1960—49ers, 14-10 (D)
Lions, 24-0 (SF)
1961—49ers, 49-0 (D)
Tie, 20-20 (SF)
1962—Lions, 45-24 (D)
Lions, 38-24 (SF)
1963—Lions, 26-3 (D)
Lions, 45-7 (SF)
1964—Lions, 26-17 (SF)
Lions, 24-7 (D)
1965—49ers, 27-21 (D)
49ers, 17-14 (SF)
1966—49ers, 27-24 (SF)
49ers, 41-14 (D)
1967—Lions, 45-3 (SF)
1968—49ers, 14-7 (D)
1969—Lions, 26-14 (SF)
1970—Lions, 28-7 (D)
1971—49ers, 31-27 (SF)
1973—Lions, 30-20 (D)
1974—Lions, 17-13 (D)
1975—Lions, 28-17 (SF)
1977—49ers, 28-7 (SF)
1978—Lions, 33-14 (D)
1980—Lions, 17-13 (D)
1981—Lions, 24-17 (D)
1983—**49ers, 24-23 (SF)
1984—49ers, 30-27 (D)
1985—Lions, 23-21 (D)
1988—49ers, 20-13 (SF)
1991—49ers, 35-3 (SF)
1992—49ers, 24-6 (SF)
1993—49ers, 55-17 (D)
1994—49ers, 27-21 (D)
1995—Lions, 27-24 (D)
1996—49ers, 24-14 (SF)
1998—49ers, 35-13 (SF)
2001—49ers, 21-13 (SF)
2003—49ers, 24-17 (SF)
2006—49ers, 19-13 (D)
2008—49ers, 31-13 (SF)
2009—49ers, 20-6 (SF)
2011—49ers, 25-19 (D)
2012—49ers, 27-19 (SF)
2015—Lions, 32-17 (D)
2018—49ers, 30-27 (SF)
(RS Pts.—49ers 1,425, Lions 1,361)
(PS Pts.—Lions 54, 49ers 51)
*Conference Playoff
**NFC Divisional Playoff
DETROIT vs. SEATTLE
RS: Seahawks lead series, 9-5
PS: Seahawks lead series, 1-0
1976—Lions, 41-14 (S)
1978—Seahawks, 28-16 (S)
1984—Seahawks, 38-17 (D)
1987—Seahawks, 37-14 (D)
1990—Seahawks, 30-10 (S)
1993—Lions, 30-10 (D)
1996—Lions, 17-16 (D)

1999—Lions, 28-20 (S)
2003—Seahawks, 35-14 (S)
2006—Seahawks, 9-6 (D)
2009—Seahawks, 32-20 (S)
2012—Lions, 28-24 (D)
2015—Seahawks, 13-10 (S)
2016—*Seahawks 26, Lions 6
2018—Seahawks, 28-14 (D)
(RS Pts.—Seahawks 334, Lions 265)
(PS Pts.—Seahawks 26, Lions 6)
*NFC Wild-Card Playoff
DETROIT vs. TAMPA BAY
RS: Buccaneers lead series, 31-28
PS: Buccaneers lead series, 1-0
1977—Lions, 16-7 (D)
1978—Lions, 15-7 (TB)
Lions, 34-23 (D)
1979—Buccaneers, 31-16 (TB)
Buccaneers, 16-14 (D)
1980—Lions, 24-10 (TB)
Lions, 27-14 (D)
1981—Buccaneers, 28-10 (TB)
Buccaneers, 20-17 (D)
1982—Buccaneers, 23-21 (TB)
1983—Lions, 11-0 (TB)
Lions, 23-20 (D)
1984—Buccaneers, 21-17 (TB)
Lions, 13-7 (D) OT
1985—Lions, 30-9 (D)
Buccaneers, 19-16 (TB) OT
1986—Buccaneers, 24-20 (D)
Lions, 38-17 (TB)
1987—Buccaneers, 31-27 (D)
Lions, 20-10 (TB)
1988—Buccaneers, 23-20 (D)
Buccaneers, 21-10 (TB)
1989—Lions, 17-16 (TB)
Lions, 33-7 (D)
1990—Buccaneers, 38-21 (D)
Buccaneers, 23-20 (TB)
1991—Lions, 31-3 (D)
Buccaneers, 30-21 (TB)
1992—Buccaneers, 27-23 (D)
Lions, 38-7 (TB)
1993—Buccaneers, 27-10 (TB)
Lions, 23-0 (D)
1994—Buccaneers, 24-14 (TB)
Lions, 14-9 (D)
1995—Lions, 27-24 (D)
Lions, 37-10 (TB)
1996—Lions, 21-6 (D)
Lions, 27-0 (TB)
1997—Buccaneers, 24-17 (D)
Lions, 27-9 (TB)
*Buccaneers, 20-10 (TB)
1998—Lions, 27-6 (D)
Lions, 28-25 (TB)
1999—Lions, 20-3 (D)
Buccaneers, 23-16 (TB)
2000—Buccaneers, 31-10 (D)
Lions, 28-14 (TB)
2001—Buccaneers, 20-17 (D)
Buccaneers, 15-12 (TB)
2002—Buccaneers, 23-20 (D)
2005—Buccaneers, 17-13 (TB)
2007—Lions, 23-16 (D)
2008—Buccaneers, 38-20 (D)
2010—Lions, 23-20 (TB) OT
2011—Lions, 27-20 (TB)
2013—Buccaneers, 24-21 (D)
2014—Lions, 34-17 (D)
2017—Lions, 24-21 (TB)
2019—Buccaneers, 38-17 (D)
2020—Buccaneers, 47-7 (D)
(RS Pts.—Lions 1,247, Buccaneers 1,083)
(PS Pts.—Buccaneers 20, Lions 10)
*NFC First-Round Playoff

DETROIT vs. *TENNESSEE
RS: Titans lead series, 10-3
1971—Lions, 31-7 (H)
1975—Oilers, 24-8 (H)
1983—Oilers, 27-17 (H)
1986—Lions, 24-13 (D)
1989—Oilers, 35-31 (H)
1992—Oilers, 24-21 (D)
1995—Lions, 24-17 (H)
2001—Titans, 27-24 (D)
2004—Titans, 24-19 (T)
2008—Titans, 47-10 (D)
2012—Titans, 44-41 (T) OT
2016—Titans, 16-15 (D)
2020—Titans, 46-25 (T)
(RS Pts.—Titans 351, Lions 290)
*Franchise in Houston prior to 1997; known as Oilers prior to 1999
***DETROIT vs. **WASHINGTON**
RS: Washington leads series, 28-15
PS: Washington leads series, 3-0
1932—Spartans, 10-0 (P)
1933—Spartans, 13-0 (B)
1934—Lions, 24-0 (D)
1935—Lions, 17-7 (B)
Lions, 14-0 (D)
1938—Redskins, 7-5 (D)
1939—Redskins, 31-7 (W)
1940—Redskins, 20-14 (D)
1942—Redskins, 15-3 (D)
1943—Redskins, 42-20 (W)
1946—Redskins, 17-16 (W)
1947—Lions, 38-21 (D)
1948—Redskins, 46-21 (W)
1951—Lions, 35-17 (D)
1956—Redskins, 18-17 (W)
1965—Lions, 14-10 (D)
1968—Redskins, 14-3 (W)
1970—Redskins, 31-10 (W)
1973—Redskins, 20-0 (D)
1976—Redskins, 20-7 (W)
1978—Redskins, 21-19 (D)
1979—Redskins, 27-24 (D)
1981—Redskins, 33-31 (W)
1982—***Redskins, 31-7 (W)
1983—Redskins, 38-17 (W)
1984—Redskins, 28-14 (W)
1985—Redskins, 24-3 (W)
1987—Redskins, 20-13 (W)
1990—Redskins, 41-38 (D) OT
1991—Redskins, 45-0 (W)
***Redskins, 41-10 (W)
1992—Redskins, 13-10 (W)
1995—Redskins, 36-30 (W) OT
1997—Redskins, 30-7 (W)
1999—Lions, 33-17 (D)
***Redskins, 27-13 (W)
2000—Lions, 15-10 (D)
2004—Redskins, 17-10 (D)
2007—Redskins, 34-3 (W)
2008—Redskins, 25-17 (D)
2009—Lions, 19-14 (D)
2010—Lions, 37-25 (D)
2013—Lions, 27-20 (W)
2016—Lions, 20-17 (D)
2019—Redskins, 19-16 (W)
2020—Lions, 30-27 (D)
(RS Pts.—Washington 917, Lions 721)
(PS Pts.—Washington 99, Lions 30)
*Franchise in Portsmouth prior to 1934 and known as the Spartans.
**Franchise in Boston prior to 1937; known as Redskins prior to 2020
***NFC First-Round Playoff
****NFC Championship

ALL-TIME TEAM VS. TEAM RESULTS

GREEN BAY vs. ARIZONA

RS: Packers lead series, 44-24-4

PS: Cardinals lead series, 2-1;

See Arizona vs. Green Bay

GREEN BAY vs. ATLANTA

RS: Packers lead series, 17-14

PS: Series tied, 2-2;

See Atlanta vs. Green Bay

GREEN BAY vs. BALTIMORE

RS: Packers lead series, 4-2;

See Baltimore vs. Green Bay

GREEN BAY vs. BUFFALO

RS: Bills lead series, 8-5;

See Buffalo vs. Green Bay

GREEN BAY vs. CAROLINA

RS: Packers lead series, 10-6

PS: Packers lead series, 1-0;

See Carolina vs. Green Bay

GREEN BAY vs. CHICAGO

RS: Packers lead series, 100-94-6

PS: Series tied, 1-1;

See Chicago vs. Green Bay

GREEN BAY vs. CINCINNATI

RS: Bengals lead series, 7-6;

See Cincinnati vs. Green Bay

GREEN BAY vs. CLEVELAND

RS: Packers lead series, 12-7

PS: Packers lead series, 1-0;

See Cleveland vs. Green Bay

GREEN BAY vs. DALLAS

RS: Packers lead series, 16-13

PS: Series tied, 4-4;

See Dallas vs. Green Bay

GREEN BAY vs. DENVER

RS: Packers lead series, 7-6-1

PS: Broncos lead series, 1-0;

See Denver vs. Green Bay

GREEN BAY vs. DETROIT

RS: Packers lead series, 102-72-7

PS: Packers lead series, 2-0;

See Detroit vs. Green Bay

GREEN BAY vs. HOUSTON

RS: Packers lead series, 4-1

2004—Packers, 16-13 (H)

2008—Texans, 24-21 (GB)

2012—Packers, 42-24 (H)

2016—Packers, 21-13 (GB)

2020—Packers, 35-20 (H)

(RS Pts.—Packers 135, Texans 94)

GREEN BAY vs. *INDIANAPOLIS

RS: Colts lead series, 23-20-1

PS: Packers lead series, 1-0

1953—Packers, 37-14 (GB)

Packers, 35-24 (B)

1954—Packers, 7-6 (B)

Packers, 24-13 (Mil)

1955—Colts, 24-20 (Mil)

Colts, 14-10 (B)

1956—Packers, 38-33 (Mil)

Colts, 28-21 (B)

1957—Colts, 45-17 (Mil)

Packers, 24-21 (B)

1958—Colts, 24-17 (Mil)

Colts, 56-0 (B)

1959—Colts, 38-21 (B)

Colts, 28-24 (Mil)

1960—Packers, 35-21 (GB)

Colts, 38-24 (B)

1961—Packers, 45-7 (GB)

Colts, 45-21 (B)

1962—Packers, 17-6 (B)

Packers, 17-13 (GB)

1963—Packers, 31-20 (GB)

Packers, 34-20 (B)

1964—Colts, 21-20 (GB)

Colts, 24-21 (B)

1965—Packers, 20-17 (Mil)

Packers, 42-27 (B)

**Packers, 13-10 (GB) OT

1966—Packers, 24-3 (Mil)

Packers, 14-10 (B)

1967—Colts, 13-10 (B)

1968—Colts, 16-3 (GB)

1969—Colts, 14-6 (B)

1970—Colts, 13-10 (Mil)

1974—Packers, 20-13 (B)

1982—Tie, 20-20 (B) OT

1985—Colts, 37-10 (I)

1988—Colts, 20-13 (GB)

1991—Packers, 14-10 (Mil)

1997—Colts, 41-38 (I)

2000—Packers, 26-24 (GB)

2004—Colts, 45-31 (I)

2008—Packers, 34-14 (GB)

2012—Colts, 30-27 (I)

2016—Colts, 31-26 (GB)

2020—Colts, 34-31 (I) OT

(RS Pts.—Colts 1,015, Packers 979)

(PS Pts.—Packers 13, Colts 10)

Franchise in Baltimore prior to 1984**Conference Playoff***GREEN BAY vs. JACKSONVILLE**

RS: Packers lead series, 5-2

1995—Packers, 24-14 (J)

2001—Packers, 28-21 (J)

2004—Jaguars, 28-25 (GB)

2008—Jaguars, 20-16 (J)

2012—Packers, 24-15 (GB)

2016—Packers, 27-23 (J)

2020—Packers, 24-20 (GB)

(RS Pts.—Packers 168, Jaguars 141)

GREEN BAY vs. KANSAS CITY

RS: Chiefs lead series, 7-4-1

PS: Packers lead series, 1-0

1966—*Packers, 35-10 (Los Angeles)

1973—Tie, 10-10 (Mil)

1977—Chiefs, 20-10 (KC)

1987—Packers, 23-3 (KC)

1989—Chiefs, 21-3 (GB)

1990—Chiefs, 17-3 (GB)

1993—Chiefs, 23-16 (KC)

1996—Chiefs, 27-20 (KC)

2003—Chiefs, 40-34 (GB) OT

2007—Packers, 33-22 (KC)

2011—Chiefs, 19-14 (KC)

2015—Packers, 38-28 (GB)

2019—Packers, 31-24 (KC)

(RS Pts.—Chiefs 254, Packers 235)

(PS Pts.—Packers 35, Chiefs 10)

Super Bowl I*GREEN BAY vs. *LAS VEGAS**

RS: Packers lead series, 8-5

PS: Packers lead series, 1-0

1967—**Packers, 33-14 (Miami)

1972—Raiders, 20-14 (GB)

1976—Raiders, 18-14 (O)

1978—Raiders, 28-3 (GB)

1984—Raiders, 28-7 (LA)

1987—Raiders, 20-0 (GB)

1990—Packers, 29-16 (LA)

1993—Packers, 28-0 (GB)

1999—Packers, 28-24 (GB)

2003—Packers, 41-7 (O)

2007—Packers, 38-7 (GB)

2011—Packers, 46-16 (GB)

2015—Packers, 30-20 (O)

2019—Packers, 42-24 (GB)

(RS Pts.—Packers 320, Raiders 228)

(PS Pts.—Packers 33, Raiders 14)

Franchise in Los Angeles from 1982-94 andin Oakland from 1960-81 and from 1995-**2019****Super Bowl II***GREEN BAY vs. *L.A. CHARGERS**

RS: Packers lead series, 10-2

1970—Packers, 22-20 (SD)

1974—Packers, 34-0 (GB)

1978—Packers, 24-3 (SD)

1984—Chargers, 34-28 (GB)

1993—Packers, 20-13 (SD)

1996—Packers, 42-10 (GB)

1999—Packers, 31-3 (SD)

2003—Packers, 38-21 (SD)

2007—Packers, 31-24 (GB)

2011—Packers, 45-38 (SD)

2015—Packers, 27-20 (GB)

2019—Chargers, 26-11 (LA)

(RS Pts.—Packers 353, Chargers 212)

Franchise in San Diego from 1961-2016*GREEN BAY vs. *L.A. RAMS**

RS: Rams lead series, 46-45-2

PS: Packers lead series, 2-1

1937—Packers, 35-10 (C)

Packers, 35-7 (GB)

1938—Packers, 26-17 (GB)

Packers, 28-7 (C)

1939—Rams, 27-24 (GB)

Packers, 7-6 (C)

1940—Packers, 31-14 (GB)

Tie, 13-13 (C)

1941—Packers, 24-7 (Mil)

Packers, 17-14 (C)

1942—Packers, 45-28 (GB)

Packers, 30-12 (C)

1944—Packers, 30-21 (GB)

Packers, 42-7 (C)

1945—Rams, 27-14 (GB)

Rams, 20-7 (C)

1946—Rams, 21-17 (Mil)

Rams, 38-17 (LA)

1947—Packers, 17-14 (Mil)

Packers, 30-10 (LA)

1948—Packers, 16-0 (GB)

Rams, 24-10 (LA)

1949—Rams, 48-7 (GB)

Rams, 35-7 (LA)

1950—Rams, 45-14 (Mil)

Rams, 51-14 (LA)

1951—Rams, 28-0 (Mil)

Rams, 42-14 (LA)

1952—Rams, 30-28 (Mil)

Rams, 45-27 (LA)

1953—Rams, 38-20 (Mil)

Rams, 33-17 (LA)

1954—Packers, 35-17 (Mil)

Rams, 35-27 (LA)

1955—Packers, 30-28 (Mil)

Rams, 31-17 (LA)

1956—Packers, 42-17 (Mil)

Rams, 49-21 (LA)

1957—Rams, 31-27 (Mil)

Rams, 42-17 (LA)

1958—Rams, 20-7 (GB)

Rams, 34-20 (LA)

1959—Rams, 45-6 (Mil)

Packers, 38-20 (LA)

1960—Rams, 33-31 (Mil)

Packers, 35-21 (LA)

1961—Packers, 35-17 (GB)

Packers, 24-17 (LA)

1962—Packers, 41-10 (Mil)

Packers, 20-17 (LA)

1963—Packers, 42-10 (GB)

Packers, 31-14 (LA)

1964—Rams, 27-17 (Mil)

Tie, 24-24 (LA)

1965—Packers, 6-3 (Mil)

Rams, 21-10 (LA)

1966—Packers, 24-13 (GB)

Packers, 27-23 (LA)

ALL-TIME TEAM VS. TEAM RESULTS

1967—Rams, 27-24 (LA)
 **Packers, 28-7 (Mil)

1968—Rams, 16-14 (Mil)
 1969—Rams, 34-21 (LA)
 1970—Rams, 31-21 (GB)
 1971—Rams, 30-13 (LA)
 1973—Rams, 24-7 (LA)
 1974—Packers, 17-6 (Mil)
 1975—Rams, 22-5 (LA)
 1977—Rams, 24-6 (Mil)
 1978—Rams, 31-14 (LA)
 1980—Rams, 51-21 (LA)
 1981—Rams, 35-23 (LA)
 1982—Packers, 35-23 (Mil)
 1983—Packers, 27-24 (Mil)
 1984—Packers, 31-6 (Mil)
 1985—Rams, 34-17 (LA)
 1988—Rams, 34-7 (GB)
 1989—Rams, 41-38 (LA)
 1990—Packers, 36-24 (GB)
 1991—Rams, 23-21 (LA)
 1992—Packers, 28-13 (GB)
 1993—Packers, 36-6 (Mil)
 1994—Packers, 24-17 (GB)
 1995—Rams, 17-14 (GB)
 1996—Packers, 24-9 (StL)
 1997—Packers, 17-7 (GB)
 2001—***Rams, 45-17 (StL)
 2003—Rams, 34-24 (StL)
 2004—Packers, 45-17 (GB)
 2006—Rams, 23-20 (GB)
 2007—Packers, 33-14 (StL)
 2009—Packers, 36-17 (StL)
 2011—Packers, 24-3 (GB)
 2012—Packers, 30-20 (StL)
 2015—Packers, 24-10 (GB)
 2018—Rams, 29-27 (LA)
 2020—***Packers, 32-18 (GB)
 (RS Pts.—Rams 2,134, Packers 2,121)
 (PS Pts.—Packers 77, Rams 70)

*Franchise in St. Louis from 1995-2015 and in Cleveland prior to 1946

**Conference Championship

***NFC Divisional Playoff

GREEN BAY vs. MIAMI

RS: Dolphins lead series, 10-5

1971—Dolphins, 27-6 (Mia)
 1975—Dolphins, 31-7 (GB)
 1979—Dolphins, 27-7 (Mia)
 1985—Dolphins, 34-24 (GB)
 1988—Dolphins, 24-17 (Mia)
 1989—Dolphins, 23-20 (Mia)
 1991—Dolphins, 16-13 (Mia)
 1994—Dolphins, 24-14 (Mil)
 1997—Packers, 23-18 (GB)
 2000—Dolphins, 28-20 (Mia)
 2002—Packers, 24-10 (GB)
 2006—Packers, 34-24 (M)
 2010—Dolphins, 23-20 (GB) OT
 2014—Packers, 27-24 (M)
 2018—Packers, 31-12 (GB)
 (RS Pts.—Dolphins 345, Packers 287)

GREEN BAY vs. MINNESOTA

RS: Packers lead series, 62-54-3

PS: Series tied, 1-1

1961—Packers, 33-7 (Minn)
 Packers, 28-10 (Mil)
 1962—Packers, 34-7 (GB)
 Packers, 48-21 (Minn)
 1963—Packers, 37-28 (Minn)
 Packers, 28-7 (GB)
 1964—Vikings, 24-23 (GB)
 Packers, 42-13 (Minn)
 1965—Packers, 38-13 (Minn)
 Packers, 24-19 (GB)
 1966—Vikings, 20-17 (GB)
 Packers, 28-16 (Minn)

1967—Vikings, 10-7 (Mil)
 Packers, 30-27 (Minn)
 1968—Vikings, 26-13 (Mil)
 Vikings, 14-10 (Minn)
 1969—Vikings, 19-7 (Minn)
 Vikings, 9-7 (Mil)
 1970—Packers, 13-10 (Mil)
 Vikings, 10-3 (Minn)
 1971—Vikings, 24-13 (GB)
 Vikings, 3-0 (Minn)
 1972—Vikings, 27-13 (GB)
 Packers, 23-7 (Minn)
 1973—Vikings, 11-3 (Minn)
 Vikings, 31-7 (GB)
 1974—Vikings, 32-17 (GB)
 Packers, 19-7 (Minn)
 1975—Vikings, 28-17 (GB)
 Vikings, 24-3 (Minn)
 1976—Vikings, 17-10 (Mil)
 Vikings, 20-9 (Minn)
 1977—Vikings, 19-7 (Minn)
 Vikings, 13-6 (GB)
 1978—Vikings, 21-7 (Minn)
 Tie, 10-10 (GB) OT
 1979—Vikings, 27-21 (Minn) OT
 Packers, 19-7 (Mil)
 1980—Packers, 16-3 (GB)
 Packers, 25-13 (Minn)
 1981—Vikings, 30-13 (Mil)
 Packers, 35-23 (Minn)
 1982—Packers, 26-7 (Mil)
 1983—Vikings, 20-17 (GB) OT
 Packers, 29-21 (Minn)
 1984—Packers, 45-17 (Mil)
 Packers, 38-14 (Minn)
 1985—Packers, 20-17 (Mil)
 Packers, 27-17 (Minn)
 1986—Vikings, 42-7 (Minn)
 Vikings, 32-6 (GB)
 1987—Packers, 23-16 (Minn)
 Packers, 16-10 (Mil)
 1988—Packers, 34-14 (Minn)
 Packers, 18-6 (GB)
 1989—Vikings, 26-14 (Minn)
 Packers, 20-19 (Mil)
 1990—Packers, 24-10 (Mil)
 Vikings, 23-7 (Minn)
 1991—Vikings, 35-21 (GB)
 Packers, 27-7 (Minn)
 1992—Vikings, 23-20 (GB) OT
 Vikings, 27-7 (Minn)
 1993—Vikings, 15-13 (Minn)
 Vikings, 21-17 (Mil)
 1994—Packers, 16-10 (GB)
 Vikings, 13-10 (Minn) OT
 1995—Packers, 38-21 (GB)
 Vikings, 27-24 (Minn)
 1996—Vikings, 30-21 (Minn)
 Packers, 38-10 (GB)
 1997—Packers, 38-32 (GB)
 Packers, 27-11 (Minn)
 1998—Vikings, 37-24 (GB)
 Vikings, 28-14 (Minn)
 1999—Packers, 23-20 (GB)
 Vikings, 24-20 (Minn)
 2000—Packers, 26-20 (GB) OT
 Packers, 33-28 (Minn)
 2001—Vikings, 35-13 (Minn)
 Packers, 24-13 (GB)
 2002—Vikings, 31-21 (Minn)
 Packers, 26-22 (GB)
 2003—Vikings, 30-25 (GB)
 Packers, 30-27 (Minn)
 2004—Packers, 34-31 (GB)
 Packers, 34-31 (Minn)
 *Vikings, 31-17 (GB)
 2005—Vikings, 23-20 (Minn)

Vikings, 20-17 (GB)
 2006—Packers, 23-17 (Minn)
 Packers, 9-7 (GB)
 2007—Packers, 23-16 (Minn)
 Packers, 34-0 (GB)
 2008—Packers, 24-19 (GB)
 Vikings, 28-27 (Minn)
 2009—Vikings, 30-23 (Minn)
 Vikings, 38-26 (GB)
 2010—Packers, 28-24 (GB)
 Packers, 31-3 (Minn)
 2011—Packers, 33-27 (Minn)
 Packers, 45-7 (GB)
 2012—Packers, 23-14 (GB)
 Vikings, 37-34 (Minn)
 *Packers, 24-10 (GB)
 2013—Packers, 44-31 (Minn)
 Tie, 26-26 (GB) OT
 2014—Packers, 42-10 (GB)
 Packers, 24-21 (M)
 2015—Packers, 30-13 (M)
 Vikings, 20-13 (GB)
 2016—Vikings, 17-14 (M)
 Packers, 38-25 (GB)
 2017—Vikings, 23-10 (M)
 Vikings, 16-0 (GB)
 2018—Tie, 29-29 (GB) OT
 Vikings, 24-17 (M)
 2019—Packers, 21-16 (GB)
 Packers, 23-10 (M)
 2020—Packers, 43-34 (M)
 Vikings, 28-22 (GB)

(RS Pts.—Packers 2,614, Vikings 2,330)
 (PS Pts.—Packers 41, Vikings 41)

*NFC First-Round Playoff

GREEN BAY vs. NEW ENGLAND

RS: Patriots lead series, 6-5

PS: Packers lead series, 1-0
 1973—Patriots, 33-24 (NE)
 1979—Packers, 27-14 (GB)
 1985—Patriots, 26-20 (NE)
 1988—Packers, 45-3 (Mil)
 1994—Patriots, 17-16 (NE)
 1996—*Packers, 35-21 (New Orleans)
 1997—Packers, 28-10 (NE)
 2002—Packers, 28-10 (NE)
 2006—Patriots, 35-0 (GB)
 2010—Patriots, 31-27 (NE)
 2014—Packers, 26-21 (GB)
 2018—Patriots, 31-17 (NE)
 (RS Pts.—Packers 258, Patriots 231)
 (PS Pts.—Packers 35, Patriots 21)

*Super Bowl XXXI

GREEN BAY vs. NEW ORLEANS

RS: Packers lead series, 17-9

1968—Packers, 29-7 (Mil)
 1971—Saints, 29-21 (Mil)
 1972—Packers, 30-20 (NO)
 1973—Packers, 30-10 (Mil)
 1975—Saints, 20-19 (NO)
 1976—Packers, 32-27 (Mil)
 1977—Packers, 24-20 (NO)
 1978—Packers, 28-17 (Mil)
 1979—Packers, 28-19 (Mil)
 1981—Packers, 35-7 (NO)
 1984—Packers, 23-13 (NO)
 1985—Packers, 38-14 (Mil)
 1986—Saints, 24-10 (NO)
 1987—Saints, 33-24 (NO)
 1989—Packers, 35-34 (GB)
 1993—Packers, 19-17 (NO)
 1995—Packers, 34-23 (NO)
 2002—Saints, 35-20 (NO)
 2005—Packers, 52-3 (GB)
 2006—Saints, 34-27 (GB)
 2008—Saints, 51-29 (NO)
 2011—Packers, 42-34 (GB)

ALL-TIME TEAM VS. TEAM RESULTS

1977—Packers, 16-14 (Mil)
 1980—Packers, 23-16 (Mil)
 1981—49ers, 13-3 (Mil)
 1986—49ers, 31-17 (Mil)
 1987—49ers, 23-12 (GB)
 1989—Packers, 21-17 (SF)
 1990—49ers, 24-20 (GB)
 1995—*Packers, 27-17 (SF)
 1996—Packers, 23-20 (GB) OT
 *Packers, 35-14 (GB)
 1997—**Packers, 23-10 (SF)
 1998—Packers, 36-22 (GB)
 ***49ers, 30-27 (SF)
 1999—Packers, 20-3 (SF)
 2000—Packers, 31-28 (GB)
 2001—***Packers, 25-15 (GB)
 2002—Packers, 20-14 (SF)
 2003—Packers, 20-10 (GB)
 2006—Packers, 30-19 (SF)
 2009—Packers, 30-24 (GB)
 2010—Packers, 34-16 (GB)
 2012—49ers, 30-22 (GB)
 *49ers, 45-31 (SF)
 2013—49ers, 34-28 (SF)
 ***49ers, 23-20 (GB)
 2015—Packers, 17-3 (SF)
 2018—Packers, 33-30 (GB)
 2019—49ers, 37-8 (SF)
 **49ers, 37-20 (SF)
 2020—Packers, 34-17 (SF)
 (RS Pts.—Packers 1,304, 49ers 1,268)
 (PS Pts.—Packers 208, 49ers 191)
 *NFC Divisional Playoff
 **NFC Championship
 ***NFC First-Round Playoff
GREEN BAY vs. SEATTLE
 RS: Packers lead series, 11-8
 PS: Packers lead series, 3-1
 1976—Packers, 27-20 (Mil)
 1978—Packers, 45-28 (Mil)
 1981—Packers, 34-24 (GB)
 1984—Seahawks, 30-24 (Mil)
 1987—Seahawks, 24-13 (S)
 1990—Seahawks, 20-14 (Mil)
 1996—Packers, 31-10 (S)
 1999—Seahawks, 27-7 (GB)
 2003—Packers, 35-13 (GB)
 *Packers, 33-27 (GB) OT
 2005—Packers, 23-17 (GB)
 2006—Seahawks, 34-24 (S)
 2007—**Packers, 42-20 (GB)
 2008—Packers, 27-17 (S)
 2009—Packers, 48-10 (GB)
 2012—Seahawks, 14-12 (S)
 2014—Seahawks, 36-16 (S)
 ***Seahawks, 28-22 (S) OT
 2015—Packers, 27-17 (GB)
 2016—Packers, 38-10 (GB)
 2017—Packers, 17-9 (GB)
 2018—Seahawks, 27-24 (S)
 2019—*Packers, 28-23 (GB)
 (RS Pts.—Packers 486, Seahawks 387)
 (PS Pts.—Packers 125, Seahawks 98)
 *NFC First-Round Playoff
 **NFC Divisional Playoff
 ***NFC Championship
GREEN BAY vs. TAMPA BAY
 RS: Packers lead series, 32-22-1
 PS: Series tied, 1-1
 1977—Packers, 13-0 (TB)
 1978—Packers, 9-7 (GB)
 Packers, 17-7 (TB)
 1979—Buccaneers, 21-10 (GB)
 Buccaneers, 21-3 (TB)
 1980—Tie, 14-14 (TB) OT
 Buccaneers, 20-17 (Mil)
 1981—Buccaneers, 21-10 (GB)

Buccaneers, 37-3 (TB)
 1983—Packers, 55-14 (GB)
 Packers, 12-9 (TB) OT
 1984—Buccaneers, 30-27 (TB) OT
 Packers, 27-14 (GB)
 1985—Packers, 21-0 (GB)
 Packers, 20-17 (TB)
 1986—Packers, 31-7 (Mil)
 Packers, 21-7 (TB)
 1987—Buccaneers, 23-17 (Mil)
 1988—Buccaneers, 13-10 (GB)
 Buccaneers, 27-24 (TB)
 1989—Buccaneers, 23-21 (GB)
 Packers, 17-16 (TB)
 1990—Buccaneers, 26-14 (TB)
 Packers, 20-10 (Mil)
 1991—Packers, 15-13 (GB)
 Packers, 27-0 (TB)
 1992—Buccaneers, 31-3 (TB)
 Packers, 19-14 (Mil)
 1993—Packers, 37-14 (TB)
 Packers, 13-10 (GB)
 1994—Packers, 30-3 (GB)
 Packers, 34-19 (TB)
 1995—Packers, 35-13 (GB)
 Buccaneers, 13-10 (TB) OT
 1996—Packers, 34-3 (TB)
 Packers, 13-7 (GB)
 1997—Packers, 21-16 (GB)
 Packers, 17-6 (TB)
 *Packers, 21-7 (GB)
 1998—Packers, 23-15 (GB)
 Buccaneers, 24-22 (TB)
 1999—Packers, 26-23 (GB)
 Buccaneers, 29-10 (TB)
 2000—Buccaneers, 20-15 (TB)
 Packers, 17-14 (GB) OT
 2001—Buccaneers, 14-10 (TB)
 Packers, 21-20 (GB)
 2002—Buccaneers, 21-7 (TB)
 2003—Packers, 20-13 (TB)
 2005—Buccaneers, 17-16 (GB)
 2008—Buccaneers, 30-21 (TB)
 2009—Buccaneers, 38-28 (TB)
 2011—Packers, 35-26 (GB)
 2014—Packers, 20-3 (TB)
 2017—Packers, 26-20 (GB) OT
 2020—Buccaneers, 38-10 (TB)
 **Buccaneers, 31-26 (GB)
 (RS Pts.—Packers 1,068, Buccaneers 911)
 (PS Pts.—Packers 47, Buccaneers 38)
 *NFC Divisional Playoff
 **NFC Championship
GREEN BAY vs. TENNESSEE
 RS: Titans lead series, 7-6
 1972—Packers, 23-10 (H)
 1977—Oilers, 16-10 (GB)
 1980—Oilers, 22-3 (GB)
 1983—Packers, 41-38 (H) OT
 1986—Oilers, 31-3 (GB)
 1992—Packers, 16-14 (H)
 1998—Packers, 30-22 (GB)
 2001—Titans, 26-20 (T)
 2004—Titans, 48-27 (GB)
 2008—Titans, 19-16 (T) OT
 2012—Packers, 55-7 (GB)
 2016—Titans, 47-25 (T)
 2020—Packers, 40-14 (GB)
 (RS Pts.—Titans 314, Packers 309)
 *Franchise in Houston prior to 1997; known as Oilers prior to 1999
GREEN BAY vs. WASHINGTON
 RS: Packers lead series, 19-15-1
 PS: Packers lead series, 2-1
 1932—Packers, 21-0 (B)
 1933—Tie, 7-7 (GB)
 Redskins, 20-7 (B)

1934—Packers, 10-0 (B)
 1936—Packers, 31-2 (GB)
 Packers, 7-3 (B)
 **Packers, 21-6 (New York)
 1937—Redskins, 14-6 (W)
 1939—Packers, 24-14 (Mil)
 1941—Packers, 22-17 (W)
 1943—Redskins, 33-7 (Mil)
 1946—Packers, 20-7 (W)
 1947—Packers, 27-10 (Mil)
 1948—Redskins, 23-7 (Mil)
 1949—Redskins, 30-0 (W)
 1950—Packers, 35-21 (Mil)
 1952—Packers, 35-20 (Mil)
 1958—Redskins, 37-21 (W)
 1959—Packers, 21-0 (GB)
 1968—Packers, 27-7 (W)
 1972—Redskins, 21-16 (W)
 ***Redskins, 16-3 (W)
 1974—Redskins, 17-6 (GB)
 1977—Redskins, 10-9 (W)
 1979—Redskins, 38-21 (W)
 1983—Packers, 48-47 (GB)
 1986—Redskins, 16-7 (GB)
 1988—Redskins, 20-17 (Mil)
 2001—Packers, 37-0 (GB)
 2002—Packers, 30-9 (GB)
 2004—Packers, 28-14 (W)
 2007—Packers, 17-14 (GB)
 2010—Redskins, 16-13 (W) OT
 2013—Packers, 38-20 (GB)
 2015—****Packers, 35-18 (W)
 2016—Redskins, 42-24 (W)
 2018—Redskins, 31-17 (W)
 2019—Packers, 20-15 (GB)
 (RS Pts.—Packers 683, Washington 595)
 (PS Pts.—Packers 59, Washington 40)
 *Franchise in Boston prior to 1937 and known as Braves prior to 1933; known as Redskins prior to 2020
 **NFL Championship
 ***NFC Divisional Playoff
 ****NFC First-Round Playoff
HOUSTON vs. ARIZONA
 RS: Series tied, 2-2;
 See Arizona vs. Houston
HOUSTON vs. ATLANTA
 RS: Texans lead series, 3-2;
 See Atlanta vs. Houston
HOUSTON vs. BALTIMORE
 RS: Ravens lead series, 9-2
 PS: Ravens lead series, 1-0;
 See Baltimore vs. Houston
HOUSTON vs. BUFFALO
 RS: Texans lead series, 5-4
 PS: Texans lead series, 1-0;
 See Buffalo vs. Houston
HOUSTON vs. CAROLINA
 RS: Panthers lead series, 3-2;
 See Carolina vs. Houston
HOUSTON vs. CHICAGO
 RS: Texans lead series, 4-1;
 See Chicago vs. Houston
HOUSTON vs. CINCINNATI
 RS: Texans lead series, 6-5
 PS: Texans lead series, 2-0;
 See Cincinnati vs. Houston
HOUSTON vs. CLEVELAND
 RS: Texans lead series, 7-3;
 See Cleveland vs. Houston
HOUSTON vs. DALLAS
 RS: Cowboys lead series, 3-2;
 See Dallas vs. Houston
HOUSTON vs. DENVER
 RS: Broncos lead series, 5-3;
 See Denver vs. Houston

ALL-TIME TEAM VS. TEAM RESULTS

HOUSTON vs. DETROIT

RS: Texans lead series, 4-1;
See Detroit vs. Houston

HOUSTON vs. GREEN BAY

RS: Packers lead series, 4-1;
See Green Bay vs. Houston

HOUSTON vs. INDIANAPOLIS

RS: Colts lead series, 29-9

PS: Colts lead series, 1-0

2002—Colts, 23-3 (H)
Colts, 19-3 (I)
2003—Colts, 30-21 (I)
Colts, 20-17 (H)
2004—Colts, 49-14 (I)
Colts, 23-14 (H)
2005—Colts, 38-20 (H)
Colts, 31-17 (I)
2006—Colts, 43-24 (I)
Texans, 27-24 (H)
2007—Colts, 30-24 (H)
Colts, 38-15 (I)
2008—Colts, 31-27 (H)
Colts, 33-27 (I)
2009—Colts, 20-17 (I)
Colts, 35-27 (H)
2010—Texans, 34-24 (H)
Colts, 30-17 (I)
2011—Texans, 34-7 (H)
Colts, 19-16 (I)
2012—Texans, 29-17 (H)
Colts, 28-16 (I)
2013—Colts, 27-24 (H)
Colts, 25-3 (I)
2014—Colts, 33-28 (H)
Colts, 17-10 (I)
2015—Colts, 27-20 (H)
Texans, 16-10 (I)
2016—Texans, 26-23 (H) OT
Texans, 22-17 (I)
2017—Colts, 20-14 (H)
Colts, 22-13 (I)
2018—Texans, 37-34 (I) OT
Colts, 24-21 (H)
*Colts, 21-7 (H)
2019—Colts, 30-23 (I)
Texans, 20-17 (H)
2020—Colts, 26-20 (H)
Colts, 27-20 (I)
(RS Pts.—Colts 991, Texans 760)
(PS Pts.—Colts 21, Texans 7)
*AFC First-Round Playoff

HOUSTON vs. JACKSONVILLE

RS: Texans lead series, 25-13

2002—Texans, 21-19 (J)
Jaguars, 24-21 (H)
2003—Texans, 24-20 (H)
Jaguars, 27-0 (J)
2004—Texans, 20-6 (H)
Texans, 21-0 (J)
2005—Jaguars, 21-14 (J)
Jaguars, 38-20 (H)
2006—Texans, 27-7 (H)
Texans, 13-10 (J)
2007—Jaguars, 37-17 (J)
Texans, 42-28 (H)
2008—Jaguars, 30-27 (J) OT
Texans, 30-17 (H)
2009—Jaguars, 31-24 (H)
Jaguars, 23-18 (J)
2010—Jaguars, 31-24 (J)
Texans, 34-17 (H)
2011—Texans, 24-14 (H)
Texans, 20-13 (J)
2012—Texans, 27-7 (J)
Texans, 43-37 (H) OT
2013—Jaguars, 13-6 (H)
Jaguars, 27-20 (J)

2014—Texans, 27-13 (J)
Texans, 23-17 (H)
2015—Texans, 31-20 (J)
Texans, 30-6 (H)
2016—Texans, 24-21 (J)
Texans, 21-20 (H)
2017—Jaguars, 29-7 (H)
Jaguars, 45-7 (J)
2018—Texans, 20-7 (J)
Texans, 20-3 (H)
2019—Texans, 13-12 (H)
Texans, 26-3 (London)
2020—Texans, 30-14 (H)
Texans, 27-25 (J)
(RS Pts.—Texans 843, Jaguars 732)

HOUSTON vs. KANSAS CITY

RS: Chiefs lead series, 6-5
PS: Chiefs lead series, 2-0
2003—Chiefs, 42-14 (H)
2004—Texans, 24-21 (KC)
2005—Chiefs, 45-17 (H)
2007—Texans, 20-3 (H)
2010—Texans, 35-31 (H)
2013—Chiefs, 17-16 (KC)
2015—Chiefs, 27-20 (H)
*Chiefs, 30-0 (H)
2016—Texans, 19-12 (H)
2017—Chiefs, 42-34 (H)
2019—Texans, 31-24 (KC)
**Chiefs, 51-31 (KC)
2020—Chiefs, 34-20 (KC)
(RS Pts.—Chiefs 298, Texans 250)
(PS Pts.—Chiefs 81, Texans 31)
*AFC First-Round Playoff

**AFC Divisional Playoff

HOUSTON vs. *LAS VEGAS

RS: Texans lead series, 7-4
PS: Texans lead series, 1-0
2004—Texans, 30-17 (H)
2006—Texans, 23-14 (O)
2007—Texans, 24-17 (O)
2008—Raiders, 27-16 (O)
2009—Texans, 29-6 (H)
2010—Texans, 31-24 (O)
2011—Raiders, 25-20 (H)
2013—Raiders, 28-23 (H)
2014—Texans, 30-14 (O)
2016—Raiders, 27-20 (Mexico)
*Texans, 27-14 (H)
2019—Texans, 27-24 (H)
(RS Pts.—Texans 273, Raiders 223)
(PS Pts.—Texans 27, Raiders 14)
*AFC First-Round Playoff

**Franchise in Oakland from 1995-2019

HOUSTON vs. *L.A. CHARGERS

RS: Chargers lead series, 5-2
2002—Chargers, 24-3 (SD)
2004—Chargers, 27-20 (H)
2007—Chargers, 35-10 (SD)
2010—Chargers, 29-23 (H)
2013—Texans, 31-28 (SD)
2016—Chargers, 21-13 (H)
2019—Texans, 27-20 (LA)
(RS Pts.—Chargers 184, Texans 127)
*Franchise in San Diego from 1961-2016

HOUSTON vs. *L.A. RAMS

RS: Rams lead series, 3-1
2005—Rams, 33-27 (H) OT
2009—Texans, 16-13 (StL)
2013—Rams, 38-13 (H)
2017—Rams, 33-7 (LA)
(RS Pts.—Rams 117, Texans 63)
*Franchise in St. Louis from 2002 to 2015

HOUSTON vs. MIAMI

RS: Texans lead series, 8-1

2003—Texans, 21-20 (M)
2006—Texans, 17-15 (H)

2007—Texans, 22-19 (H)
2008—Texans, 29-28 (H)
2009—Texans, 27-20 (M)
2011—Texans, 23-13 (M)
2012—Texans, 30-10 (H)
2015—Dolphins, 44-26 (M)
2018—Texans, 42-23 (H)
(RS Pts.—Texans 237, Dolphins 192)

HOUSTON vs. MINNESOTA

RS: Vikings lead series, 5-0
2004—Vikings, 34-28 (H) OT
2008—Vikings, 28-21 (M)
2012—Vikings, 23-6 (H)
2016—Vikings, 31-13 (M)
2020—Vikings, 31-23 (H)
(RS Pts.—Vikings 147, Texans 91)

HOUSTON vs. NEW ENGLAND

RS: Patriots lead series, 8-3
PS: Patriots lead series, 2-0
2003—Patriots, 23-20 (H) OT
2006—Patriots, 40-7 (NE)
2009—Texans, 34-27 (H)
2012—Patriots, 42-14 (NE)
*Patriots, 41-28 (NE)
2013—Patriots, 34-31
2015—Patriots, 27-6 (H)
2016—Patriots, 27-0 (NE)
*Patriots, 34-16 (NE)
2017—Patriots, 36-33 (NE)
2018—Patriots, 27-20 (NE)
2019—Texans, 28-22 (H)
2020—Texans, 27-20 (H)
(RS Pts.—Patriots 325, Texans 220)
(PS Pts.—Patriots 75, Texans 44)
*AFC Divisional Playoff

HOUSTON vs. NEW ORLEANS

RS: Saints lead series, 3-2
2003—Saints, 31-10 (NO)
2007—Texans, 23-10 (H)
2011—Saints, 40-33 (NO)
2015—Texans, 24-6 (H)
2019—Saints, 30-28 (NO)
(RS Pts.—Texans 118, Saints 117)

HOUSTON vs. N.Y. GIANTS

RS: Giants lead series, 4-1
2002—Texans, 16-14 (H)
2006—Giants, 14-10 (NY)
2010—Giants, 34-10 (H)
2014—Giants, 30-17 (NY)
2018—Giants, 27-22 (H)
(RS Pts.—Giants 119, Texans 75)

HOUSTON vs. N.Y. JETS

RS: Jets lead series, 5-3
2003—Jets, 19-14 (H)
2004—Jets, 29-7 (NY)
2006—Jets, 26-11 (NY)
2009—Jets, 24-7 (H)
2010—Jets, 30-27 (NY)
2012—Texans, 23-17 (NY)
2015—Texans, 24-17 (H)
2018—Texans, 29-22 (NY)
(RS Pts.—Jets 184, Texans 142)

HOUSTON vs. PHILADELPHIA

RS: Eagles lead series, 5-0

2002—Eagles, 35-17 (P)
2006—Eagles, 24-10 (H)
2010—Eagles, 34-24 (P)
2014—Eagles, 31-21 (H)
2018—Eagles, 32-30 (P)
(RS Pts.—Eagles 156, Texans 102)

HOUSTON vs. PITTSBURGH

RS: Steelers lead series, 5-2

2002—Texans, 24-6 (P)
2005—Steelers, 27-7 (H)
2008—Steelers, 38-17 (P)
2011—Texans, 17-10 (H)

ALL-TIME TEAM VS. TEAM RESULTS

2014—Steelers, 30-23 (P)
 2017—Steelers, 34-6 (H)
 2020—Steelers, 28-21 (P)
 (RS Pts.—Steelers 173, Texans 115)
HOUSTON vs. SAN FRANCISCO
 RS: 49ers lead series, 3-1
 2005—49ers, 20-17 (SF) OT
 2009—Texans, 24-21 (H)
 2013—49ers, 34-3 (SF)
 2017—49ers, 26-16 (H)
 (RS Pts.—49ers 101, Texans 60)
HOUSTON vs. SEATTLE
 RS: Seahawks lead series, 3-1
 2005—Seahawks, 42-10 (S)
 2009—Texans, 34-7 (H)
 2013—Seahawks, 23-20 (H) OT
 2017—Seahawks, 41-38 (S)
 (RS Pts.—Seahawks 113, Texans 102)
HOUSTON vs. TAMPA BAY
 RS: Texans lead series, 4-1
 2003—Buccaneers, 16-3 (TB)
 2007—Texans, 28-14 (H)
 2011—Texans, 37-9 (TB)
 2015—Texans, 19-9 (H)
 2019—Texans, 23-20 (TB)
 (RS Pts.—Texans 110, Buccaneers 68)
HOUSTON vs. TENNESSEE
 RS: Titans lead series, 21-17
 2002—Titans, 17-10 (T)
 Titans, 13-3 (H)
 2003—Titans, 38-17 (T)
 Titans, 27-24 (H)
 2004—Texans, 20-10 (T)
 Texans, 31-21 (H)
 2005—Titans, 34-20 (H)
 Titans, 13-10 (T)
 2006—Titans, 28-22 (T)
 Titans, 26-20 (H) OT
 2007—Titans, 38-36 (H)
 Titans, 28-20 (T)
 2008—Titans, 31-12 (T)
 Texans, 13-12 (H)
 2009—Texans, 34-31 (T)
 Titans, 20-17 (H)
 2010—Texans, 20-0 (H)
 Titans, 31-17 (T)
 2011—Texans, 41-7 (T)
 Titans, 23-22 (H)
 2012—Texans, 38-14 (H)
 Texans, 24-10 (T)
 2013—Texans, 30-24 (H) OT
 Titans, 16-10 (T)
 2014—Texans, 30-16 (T)
 Texans, 45-21 (H)
 2015—Texans, 20-6 (H)
 Texans, 34-6 (T)
 2016—Texans, 27-20 (H)
 Titans, 24-17 (T)
 2017—Texans, 57-14 (H)
 Titans, 24-13 (T)
 2018—Titans, 20-17 (T)
 Texans, 34-17 (H)
 2019—Texans, 24-21 (T)
 Titans, 35-14 (H)
 2020—Titans, 42-36 (T) OT
 Titans, 41-38 (H)
 (RS Pts.—Texans 917, Titans 819)
HOUSTON vs. *WASHINGTON
 RS: Texans lead series, 3-2
 2002—Redskins, 26-10 (W)
 2006—Redskins, 31-15 (H)
 2010—Texans, 30-27 (W) OT
 2014—Texans, 17-6 (H)
 2018—Texans, 23-21 (W)
 (RS Pts.—Washington 111, Texans 95)
 *Franchise known as Redskins prior to 2020

INDIANAPOLIS vs. ARIZONA

RS: Series tied, 8-8;
 See Arizona vs. Indianapolis
INDIANAPOLIS vs. ATLANTA
 RS: Colts lead series, 15-2;
 See Atlanta vs. Indianapolis
INDIANAPOLIS vs. BALTIMORE
 RS: Colts lead series, 8-5
 PS: Colts lead series, 2-1;
 See Baltimore vs. Indianapolis
INDIANAPOLIS vs. BUFFALO
 RS: Bills lead series, 37-32-1;
 PS: Bills lead series, 1-0
 See Buffalo vs. Indianapolis
INDIANAPOLIS vs. CAROLINA
 RS: Panthers lead series, 5-2;
 See Carolina vs. Indianapolis
INDIANAPOLIS vs. CHICAGO
 RS: Colts lead series, 24-19
 PS: Colts lead series, 1-0;
 See Chicago vs. Indianapolis
INDIANAPOLIS vs. CINCINNATI
 RS: Colts lead series, 18-12
 PS: Colts lead series, 2-0;
 See Cincinnati vs. Indianapolis
INDIANAPOLIS vs. CLEVELAND
 RS: Colts lead series, 15-15
 PS: Series tied, 2-2;
 See Cleveland vs. Indianapolis
INDIANAPOLIS vs. DALLAS
 RS: Cowboys lead series, 10-6
 PS: Colts lead series, 1-0;
 See Dallas vs. Indianapolis
INDIANAPOLIS vs. DENVER
 RS: Broncos lead series, 14-11
 PS: Colts lead series, 3-0;
 See Denver vs. Indianapolis
INDIANAPOLIS vs. DETROIT
 RS: Colts lead series, 22-19-2;
 See Detroit vs. Indianapolis
INDIANAPOLIS vs. GREEN BAY
 RS: Colts lead series, 23-20-1
 PS: Packers lead series, 1-0;
 See Green Bay vs. Indianapolis
INDIANAPOLIS vs. HOUSTON
 RS: Colts lead series, 29-9
 PS: Colts lead series, 1-0;
 See Houston vs. Indianapolis
INDIANAPOLIS vs. JACKSONVILLE
 RS: Colts lead series, 25-15
 1995—Colts, 41-31 (J)
 2000—Colts, 43-14 (I)
 2002—Colts, 28-25 (J)
 Colts, 20-13 (I)
 2003—Colts, 23-13 (I)
 Jaguars, 28-23 (J)
 2004—Colts, 24-17 (J)
 Jaguars, 27-24 (I)
 2005—Colts, 10-3 (I)
 Colts, 26-18 (J)
 2006—Colts, 21-14 (I)
 Jaguars, 44-17 (J)
 2007—Colts, 29-7 (J)
 Colts, 28-25 (I)
 2008—Jaguars, 23-21 (I)
 Colts, 31-24 (J)
 2009—Colts, 14-12 (I)
 Colts, 35-31 (J)
 2010—Jaguars, 31-28 (J)
 Colts, 34-24 (I)
 2011—Jaguars, 17-3 (I)
 Jaguars, 19-13 (J)
 2012—Jaguars, 22-17 (I)
 Colts, 27-10 (J)
 2013—Colts, 37-3 (J)
 Colts, 30-10 (I)
 2014—Colts, 44-17 (J)

Colts, 23-3 (I)
 2015—Colts, 16-13 (I) OT
 Jaguars, 51-16 (J)
 2016—Jaguars, 30-27 (London)
 Colts, 24-20 (I)
 2017—Jaguars, 27-0 (I)
 Jaguars, 30-10 (J)
 2018—Colts, 29-26 (I)
 Jaguars, 6-0 (J)
 2019—Colts, 33-13 (I)
 Jaguars, 38-20 (J)
 2020—Jaguars, 27-20 (J)
 Colts, 28-14 (I)
 (RS Pts.—Colts 937, Jaguars 820)
***INDIANAPOLIS vs. KANSAS CITY**
 RS: Colts lead series, 13-9
 PS: Colts lead series, 4-1
 1970—Chiefs, 44-24 (B)
 1972—Chiefs, 24-10 (KC)
 1975—Colts, 28-14 (B)
 1977—Colts, 17-6 (KC)
 1979—Chiefs, 14-0 (KC)
 Chiefs, 10-7 (B)
 1980—Colts, 31-24 (KC)
 Chiefs, 38-28 (B)
 1985—Chiefs, 20-7 (KC)
 1990—Colts, 23-19 (I)
 1995—*Colts, 10-7 (KC)
 1996—Colts, 24-19 (KC)
 1999—Colts, 25-17 (I)
 2000—Colts, 27-14 (KC)
 2001—Colts, 35-28 (KC)
 2003—*Colts, 38-31 (KC)
 2004—Chiefs, 45-35 (KC)
 2006—***Colts, 23-8 (I)
 2007—Colts, 13-10 (I)
 2010—Colts, 19-9 (I)
 2011—Chiefs, 28-24 (I)
 2012—Colts, 20-13 (KC)
 2013—Colts, 23-7 (KC)
 ***Colts, 45-44 (I)
 2016—Chiefs, 30-14 (I)
 2018—**Chiefs, 31-13 (KC)
 2019—Colts, 19-13 (KC)
 (RS Pts.—Colts 453, Chiefs 446)
 (PS Pts.—Colts 129, Chiefs 121)
 *Franchise in Baltimore prior to 1984
 **AFC Divisional Playoff
 ***AFC First-Round Playoff
***INDIANAPOLIS vs. **LAS VEGAS**
 RS: Raiders lead series, 9-8
 PS: Series tied, 1-1
 1970—***Colts, 27-17 (B)
 1971—Colts, 37-14 (O)
 1973—Raiders, 34-21 (B)
 1975—Raiders, 31-20 (B)
 1977—****Raiders, 37-31 (B) OT
 1984—Raiders, 21-7 (LA)
 1986—Colts, 30-24 (LA)
 1991—Raiders, 16-0 (LA)
 1995—Raiders, 30-17 (O)
 2000—Raiders, 38-31 (I)
 2001—Raiders, 23-18 (I)
 2004—Colts, 35-14 (I)
 2007—Colts, 21-14 (O)
 2010—Colts, 31-26 (O)
 2013—Colts, 21-17 (I)
 2016—Raiders, 33-25 (O)
 2018—Colts, 42-28 (O)
 2019—Raiders, 31-24 (I)
 2020—Colts, 44-27 (LV)
 (RS Pts.—Colts 424, Raiders 421)
 (PS Pts.—Colts 58, Raiders 54)
 *Franchise in Baltimore prior to 1984
 **Franchise in Los Angeles from 1982-94 and in Oakland from 1960-81 and from 1995-2019

ALL-TIME TEAM VS. TEAM RESULTS

***AFC Championship
 ****AFC Divisional Playoff
*****INDIANAPOLIS vs. **L.A. CHARGERS**
 RS: Chargers lead series, 17-10
 PS: Chargers lead series, 2-1
 1970—Colts, 16-14 (SD)
 1972—Chargers, 23-20 (B)
 1976—Colts, 37-21 (SD)
 1981—Chargers, 43-14 (B)
 1982—Chargers, 44-26 (SD)
 1984—Chargers, 38-10 (I)
 1986—Chargers, 17-3 (I)
 1987—Chargers, 16-13 (I)
 Colts, 20-7 (SD)
 1988—Colts, 16-0 (SD)
 1989—Colts, 10-6 (I)
 1992—Chargers, 34-14 (I)
 Chargers, 26-0 (SD)
 1993—Chargers, 31-0 (I)
 1995—Chargers, 27-24 (I)
 ***Colts, 35-20 (SD)
 1996—Chargers, 26-19 (I)
 1997—Chargers, 35-19 (SD)
 1998—Colts, 17-12 (I)
 1999—Colts, 27-19 (SD)
 2004—Colts, 34-31 (I) OT
 2005—Chargers, 26-17 (I)
 2007—Chargers, 23-21 (SD)
 ****Chargers, 28-24 (I)
 2008—Colts, 23-20 (SD)
 ***Chargers, 23-17 (SD) OT
 2010—Chargers, 36-14 (I)
 2013—Chargers, 19-9 (SD)
 2016—Colts, 26-22 (I)
 2019—Chargers, 30-24 (LA) OT
 (RS Pts.—Chargers 646, Colts 473)
 (PS Pts.—Colts 76, Chargers 71)
**Franchise in Baltimore prior to 1984*
***Franchise in San Diego from 1961-2016*
 ****AFC First-Round Playoff
 ****AFC Divisional Playoff
*****INDIANAPOLIS vs. **L.A. RAMS**
 RS: Colts lead series, 23-19-2
 1953—Rams, 21-13 (B)
 Rams, 45-2 (LA)
 1954—Rams, 48-0 (B)
 Colts, 22-21 (LA)
 1955—Tie, 17-17 (B)
 Rams, 20-14 (LA)
 1956—Colts, 56-21 (B)
 Rams, 31-7 (LA)
 1957—Colts, 31-14 (B)
 Rams, 37-21 (LA)
 1958—Colts, 34-7 (B)
 Rams, 30-28 (LA)
 1959—Colts, 35-21 (B)
 Colts, 45-26 (LA)
 1960—Colts, 31-17 (B)
 Rams, 10-3 (LA)
 1961—Colts, 27-24 (B)
 Rams, 34-17 (LA)
 1962—Colts, 30-27 (B)
 Colts, 14-2 (LA)
 1963—Rams, 17-16 (LA)
 Colts, 19-16 (B)
 1964—Colts, 35-20 (B)
 Colts, 24-7 (LA)
 1965—Colts, 35-20 (B)
 Colts, 20-17 (LA)
 1966—Colts, 17-3 (LA)
 Rams, 23-7 (B)
 1967—Tie, 24-24 (B)
 Rams, 34-10 (LA)
 1968—Colts, 27-10 (B)
 Colts, 28-24 (LA)
 1969—Rams, 27-20 (B)
 Colts, 13-7 (LA)

1971—Colts, 24-17 (B)
 1975—Rams, 24-13 (LA)
 1986—Rams, 24-7 (I)
 1989—Rams, 31-17 (LA)
 1995—Colts, 21-18 (I)
 2001—Rams, 42-17 (StL)
 2005—Colts, 45-28 (I)
 2009—Colts, 42-6 (StL)
 2013—Rams, 38-8 (I)
 2017—Rams, 46-9 (LA)
 (RS Pts.—Rams 996, Colts 945)
**Franchise in Baltimore prior to 1984*
***Franchise in St. Louis from 1995-2015*
*****INDIANAPOLIS vs. MIAMI**
 RS: Dolphins lead series, 46-27
 PS: Dolphins lead series, 2-0
 1970—Colts, 35-0 (B)
 Dolphins, 34-17 (M)
 1971—Colts, 17-14 (M)
 Colts, 14-3 (B)
 **Dolphins, 21-0 (M)
 1972—Dolphins, 23-0 (B)
 Dolphins, 16-0 (M)
 1973—Dolphins, 44-0 (M)
 Colts, 16-3 (B)
 1974—Dolphins, 17-7 (M)
 Dolphins, 17-16 (B)
 1975—Colts, 33-17 (M)
 Colts, 10-7 (B) OT
 1976—Colts, 28-14 (B)
 Colts, 17-16 (M)
 1977—Colts, 45-28 (B)
 Dolphins, 17-6 (M)
 1978—Dolphins, 42-0 (B)
 Dolphins, 26-8 (M)
 1979—Dolphins, 19-0 (M)
 Dolphins, 28-24 (B)
 1980—Colts, 30-17 (M)
 Dolphins, 24-14 (B)
 1981—Dolphins, 31-28 (B)
 Dolphins, 27-10 (M)
 1982—Dolphins, 24-20 (M)
 Dolphins, 34-7 (B)
 1983—Dolphins, 21-7 (B)
 Dolphins, 37-0 (M)
 1984—Dolphins, 44-7 (M)
 Dolphins, 35-17 (I)
 1985—Dolphins, 30-13 (M)
 Dolphins, 34-20 (I)
 1986—Dolphins, 30-10 (M)
 Dolphins, 17-13 (I)
 1987—Dolphins, 23-10 (I)
 Colts, 40-21 (M)
 1988—Colts, 15-13 (I)
 Colts, 31-28 (M)
 1989—Dolphins, 19-13 (M)
 Colts, 42-13 (I)
 1990—Dolphins, 27-7 (I)
 Dolphins, 23-17 (M)
 1991—Dolphins, 17-6 (M)
 Dolphins, 10-6 (I)
 1992—Colts, 31-20 (M)
 Dolphins, 28-0 (I)
 1993—Dolphins, 24-20 (I)
 Dolphins, 41-27 (M)
 1994—Dolphins, 22-21 (M)
 Colts, 10-6 (I)
 1995—Colts, 27-24 (M) OT
 Colts, 36-28 (I)
 1996—Colts, 10-6 (I)
 Dolphins, 37-13 (M)
 1997—Dolphins, 16-10 (M)
 Colts, 41-0 (I)
 1998—Dolphins, 24-15 (I)
 Dolphins, 27-14 (M)
 1999—Dolphins, 34-31 (I)
 Colts, 37-34 (M)

2000—Dolphins, 17-14 (I)
 Colts, 20-13 (M)
 ***Dolphins 23-17 (M) OT
 2001—Dolphins, 27-24 (I)
 Dolphins, 41-6 (M)
 2002—Dolphins, 21-13 (I)
 2003—Colts, 23-17 (M)
 2006—Colts, 27-22 (I)
 2009—Colts, 27-23 (M)
 2012—Colts, 23-20 (I)
 2013—Dolphins, 24-20 (I)
 2015—Colts, 18-12 (M)
 2018—Colts, 27-14 (I)
 2019—Dolphins, 16-12 (I)
 (RS Pts.—Dolphins 1,635, Colts 1,270)
 (PS Pts.—Dolphins 44, Colts 17)
**Franchise in Baltimore prior to 1984*
 ****AFC Championship
 ****AFC First-Round Playoff
*****INDIANAPOLIS vs. MINNESOTA**
 RS: Colts lead series, 17-7-1
 PS: Colts lead series, 1-0
 1961—Colts, 34-33 (B)
 Vikings, 28-20 (M)
 1962—Colts, 34-7 (M)
 Colts, 42-17 (B)
 1963—Colts, 37-34 (M)
 Colts, 41-10 (B)
 1964—Vikings, 34-24 (M)
 Colts, 17-14 (B)
 1965—Colts, 35-16 (B)
 Colts, 41-21 (M)
 1966—Colts, 38-23 (M)
 Colts, 20-17 (B)
 1967—Tie, 20-20 (M)
 1968—Colts, 21-9 (B)
 **Colts, 24-14 (B)
 1969—Vikings, 52-14 (M)
 1971—Vikings, 10-3 (M)
 1982—Vikings, 13-10 (M)
 1988—Vikings, 12-3 (M)
 1997—Vikings, 39-28 (M)
 2000—Colts, 31-10 (I)
 2004—Colts, 31-28 (I)
 2008—Colts, 18-15 (M)
 2012—Colts, 23-20 (I)
 2016—Colts, 34-6 (M)
 2020—Colts, 28-11 (I)
 (RS Pts.—Colts 647, Vikings 499)
 (PS Pts.—Colts 24, Vikings 14)
**Franchise in Baltimore prior to 1984*
 **Conference Championship
*****INDIANAPOLIS vs. **NEW ENGLAND**
 RS: Patriots lead series, 48-28
 PS: Patriots lead series, 4-1
 1970—Colts, 14-6 (Bos)
 Colts, 27-3 (Balt)
 1971—Colts, 23-3 (NE)
 Patriots, 21-17 (Balt)
 1972—Colts, 24-17 (NE)
 Colts, 31-0 (Balt)
 1973—Patriots, 24-16 (NE)
 Colts, 18-13 (Balt)
 1974—Patriots, 42-3 (NE)
 Patriots, 27-17 (Balt)
 1975—Patriots, 21-10 (NE)
 Colts, 34-21 (Balt)
 1976—Colts, 27-13 (NE)
 Patriots, 21-14 (Balt)
 1977—Patriots, 17-3 (NE)
 Colts, 30-24 (Balt)
 1978—Colts, 34-27 (NE)
 Patriots, 35-14 (Balt)
 1979—Colts, 31-26 (Balt)
 Patriots, 50-21 (NE)
 1980—Patriots, 37-21 (Balt)
 Patriots, 47-21 (NE)

ALL-TIME TEAM VS. TEAM RESULTS

1981—Colts, 29-28 (NE)
Colts, 23-21 (Balt)

1982—Patriots, 24-13 (Balt)

1983—Colts, 29-23 (NE) OT
Colts, 12-7 (Balt)

1984—Patriots, 50-17 (I)
Patriots, 16-10 (NE)

1985—Patriots, 34-15 (NE)
Patriots, 38-31 (I)

1986—Patriots, 33-3 (NE)
Patriots, 30-21 (I)

1987—Colts, 30-16 (I)
Patriots, 24-0 (NE)

1988—Patriots, 21-17 (NE)
Colts, 24-21 (I)

1989—Patriots, 23-20 (I) OT
Patriots, 22-16 (NE)

1990—Patriots, 16-14 (I)
Colts, 13-10 (NE)

1991—Patriots, 16-7 (I)
Patriots, 23-17 (NE) OT

1992—Patriots, 37-34 (I) OT
Colts, 6-0 (NE)

1993—Colts, 9-6 (I)
Patriots, 38-0 (NE)

1994—Patriots, 12-10 (I)
Patriots, 28-13 (NE)

1995—Colts, 24-10 (NE)
Colts, 10-7 (I)

1996—Patriots, 27-9 (I)
Patriots, 27-13 (NE)

1997—Patriots, 31-6 (I)
Patriots, 20-17 (NE)

1998—Patriots, 29-6 (NE)
Patriots, 21-16 (I)

1999—Patriots, 31-28 (NE)
Colts, 20-15 (I)

2000—Patriots, 24-16 (NE)
Colts, 30-23 (I)

2001—Patriots, 44-13 (NE)
Patriots, 38-17 (I)

2003—Patriots, 38-34 (I)
***Patriots, 24-14 (NE)

2004—Patriots, 27-24 (NE)
****Patriots, 20-3 (NE)

2005—Colts, 40-21 (NE)

2006—Colts, 27-20 (NE)
***Colts, 38-34 (I)

2007—Patriots, 24-20 (I)

2008—Colts, 18-15 (I)

2009—Colts, 35-34 (I)

2010—Patriots, 31-28 (NE)

2011—Patriots, 31-24 (NE)

2012—Patriots, 59-24 (NE)

2013—****Patriots, 43-22 (NE)

2014—Patriots, 42-20 (I)
***Patriots, 45-7 (NE)

2015—Patriots, 34-27 (I)

2018—Patriots, 38-24 (NE)
(RS Pts.—Patriots 1,873, Colts 1,453)
(PS Pts.—Patriots 166, Colts 84)
**Franchise in Baltimore prior to 1984*
***Franchise in Boston prior to 1971*
****AFC Championship*
*****AFC Divisional Playoff*

***INDIANAPOLIS vs. NEW ORLEANS**
RS: Saints lead series, 8-5
PS: Saints lead series, 1-0
1967—Colts, 30-10 (B)
1969—Colts, 30-10 (NO)
1973—Colts, 14-10 (B)
1986—Saints, 17-14 (I)
1989—Saints, 41-6 (NO)
1995—Saints, 17-14 (NO)
1998—Saints, 19-13 (I) OT
2001—Saints, 34-20 (NO)
2003—Colts, 55-21 (NO)

2007—Colts, 41-10 (I)

2009—**Saints 31-17 (South Florida)

2011—Saints, 62-7 (NO)

2015—Saints, 27-21 (I)

2019—Saints, 34-7 (NO)
(RS Pts.—Saints 312, Colts 272)
(PS Pts.—Saints 31, Colts 17)
**Franchise in Baltimore prior to 1984*
***Super Bowl XLIV*

***INDIANAPOLIS vs. N.Y. GIANTS**
RS: Colts lead series, 10-6
PS: Colts lead series, 2-0
1954—Colts, 20-14 (B)
1955—Giants, 17-7 (NY)
1958—Giants, 24-21 (NY)
**Colts, 23-17 (NY) OT

1959—**Colts, 31-16 (B)

1963—Giants, 37-28 (B)

1968—Colts, 26-0 (NY)

1971—Colts, 31-7 (NY)

1975—Colts, 21-0 (NY)

1979—Colts, 31-7 (NY)

1990—Giants, 24-7 (I)

1993—Giants, 20-6 (NY)

1999—Colts, 27-19 (NY)

2002—Giants, 44-27 (I)

2006—Colts, 26-21 (NY)

2010—Colts, 38-14 (I)

2014—Colts, 40-24 (NY)

2018—Colts, 28-27 (I)
(RS Pts.—Colts 384, Giants 299)
(PS Pts.—Colts 54, Giants 33)
**Franchise in Baltimore prior to 1984*
***NFL Championship*

***INDIANAPOLIS vs. N.Y. JETS**
RS: Colts lead series, 42-29
PS: Jets lead series, 3-1
1968—**Jets 16-7 (Miami)

1970—Colts, 29-22 (NY)
Colts, 35-20 (B)

1971—Colts, 22-0 (B)
Colts, 14-13 (NY)

1972—Jets, 44-34 (B)
Jets, 24-20 (NY)

1973—Jets, 34-10 (B)
Jets, 20-17 (NY)

1974—Colts, 35-20 (NY)
Jets, 45-38 (B)

1975—Colts, 45-28 (NY)
Colts, 52-19 (B)

1976—Colts, 20-0 (NY)
Colts, 33-16 (B)

1977—Colts, 20-12 (NY)
Colts, 33-12 (B)

1978—Jets, 33-10 (B)
Jets, 24-16 (NY)

1979—Colts, 10-8 (B)
Jets, 30-17 (NY)

1980—Colts, 17-14 (NY)
Colts, 35-21 (B)

1981—Jets, 41-14 (B)
Jets, 25-0 (NY)

1982—Jets, 37-0 (NY)

1983—Colts, 17-14 (NY)
Jets, 10-6 (B)

1984—Jets, 23-14 (I)
Colts, 9-5 (NY)

1985—Jets, 25-20 (NY)
Jets, 35-17 (I)

1986—Jets, 26-7 (I)
Jets, 31-16 (NY)

1987—Colts, 6-0 (I)
Colts, 19-14 (NY)

1988—Colts, 38-14 (I)
Jets, 34-16 (NY)

1989—Colts, 17-10 (NY)
Colts, 27-10 (I)

1990—Colts, 17-14 (I)
Colts, 29-21 (NY)

1991—Jets, 17-6 (I)
Colts, 28-27 (NY)

1992—Colts, 6-3 (I) OT
Colts, 10-6 (NY)

1993—Jets, 31-17 (I)
Colts, 9-6 (NY)

1994—Jets, 16-6 (NY)
Colts, 28-25 (I)

1995—Colts, 27-24 (NY) OT
Colts, 17-10 (I)

1996—Colts, 21-7 (NY)
Colts, 34-29 (I)

1997—Jets, 16-12 (I)
Colts, 22-14 (NY)

1998—Jets, 44-6 (NY)
Colts, 24-23 (I)

1999—Colts, 16-13 (NY)
Colts, 13-6 (I)

2000—Colts, 23-15 (I)
Jets, 27-17 (NY)

2001—Colts, 45-24 (NY)
Jets, 29-28 (I)

2002—***Jets, 41-0 (NY)

2003—Colts, 38-31 (I)

2006—Colts, 31-28 (NY)

2009—Jets, 29-15 (I)
***Colts, 30-17 (I)

2010—***Jets, 17-16 (I)

2012—Jets, 35-9 (NY)

2015—Jets, 20-7 (I)

2016—Colts, 41-10 (NY)

2018—Jets, 42-34 (NY)

2020—Colts, 36-7 (I)
(RS Pts.—Colts 1,477, Jets 1,462)
(PS Pts.—Jets 91, Colts 53)
**Franchise in Baltimore prior to 1984*
***Super Bowl III*
****AFC First-Round Playoff*
*****AFC Championship*

***INDIANAPOLIS vs. PHILADELPHIA**
RS: Colts lead series, 10-9
1953—Eagles, 45-14 (P)
1965—Colts, 34-24 (B)
1967—Colts, 38-6 (P)
1969—Colts, 24-20 (B)
1970—Colts, 29-10 (B)
1974—Eagles, 30-10 (P)
1978—Eagles, 17-14 (B)
1981—Eagles, 38-13 (P)
1983—Colts, 22-21 (P)

1984—Eagles, 16-7 (P)

1990—Colts, 24-23 (P)

1993—Eagles, 20-10 (I)

1996—Colts, 37-10 (I)

1999—Colts, 44-17 (P)

2002—Colts, 35-13 (P)

2006—Colts, 45-21 (I)

2010—Eagles, 26-24 (P)

2014—Eagles, 30-27 (I)

2018—Eagles, 20-16 (P)
(RS Pts.—Colts 467, Eagles 407)
**Franchise in Baltimore prior to 1984*

***INDIANAPOLIS vs. PITTSBURGH**
RS: Steelers lead series, 20-6
PS: Steelers lead series, 5-0
1957—Steelers, 19-13 (B)
1968—Colts, 41-7 (P)
1971—Colts, 34-21 (B)
1974—Steelers, 30-0 (P)
1975—**Steelers, 28-10 (P)
1976—**Steelers, 40-14 (B)
1977—Colts, 31-21 (B)
1978—Steelers, 35-13 (P)
1979—Steelers, 17-13 (P)
1980—Steelers, 20-17 (B)

ALL-TIME TEAM VS. TEAM RESULTS
JACKSONVILLE vs. CINCINNATI

RS: Jaguars lead series, 13-10;
See Cincinnati vs. Jacksonville
JACKSONVILLE vs. CLEVELAND
RS: Jaguars lead series, 12-6;
See Cleveland vs. Jacksonville
JACKSONVILLE vs. DALLAS
RS: Cowboys lead series, 4-3;
See Dallas vs. Jacksonville
JACKSONVILLE vs. DENVER
RS: Jaguars lead series, 6-5;
PS: Series tied, 1-1;
See Denver vs. Jacksonville
JACKSONVILLE vs. DETROIT
RS: Lions lead series, 4-3;
See Detroit vs. Jacksonville
JACKSONVILLE vs. GREEN BAY
RS: Packers lead series, 5-2;
See Green Bay vs. Jacksonville
JACKSONVILLE vs. HOUSTON
RS: Texans lead series, 25-13;
See Houston vs. Jacksonville
JACKSONVILLE vs. INDIANAPOLIS
RS: Colts lead series, 25-15;
See Indianapolis vs. Jacksonville
JACKSONVILLE vs. KANSAS CITY
RS: Chiefs lead series, 7-6
1997—Jaguars, 24-10 (J)
1998—Jaguars, 21-16 (J)
2001—Chiefs, 30-26 (J)
2002—Jaguars, 23-16 (KC)
2004—Jaguars, 22-16 (J)
2006—Chiefs, 35-30 (KC)
2007—Jaguars, 17-7 (KC)
2009—Jaguars, 24-21 (J)
2010—Chiefs, 42-20 (KC)
2013—Chiefs, 28-2 (J)
2016—Chiefs, 19-14 (KC)
2018—Chiefs, 30-14 (KC)
2019—Chiefs, 40-26 (J)
(RS Pts.—Chiefs 310, Jaguars 263)
JACKSONVILLE vs. *LAS VEGAS
RS: Jaguars lead series, 5-4
1996—Raiders, 17-3 (O)
1997—Jaguars, 20-9 (O)
2004—Jaguars, 13-6 (O)
2007—Jaguars, 49-11 (J)
2010—Jaguars, 38-31 (J)
2012—Raiders, 26-23 (O) OT
2013—Raiders, 19-9 (J)
2016—Raiders, 33-16 (O)
2019—Jaguars, 20-16 (O)
(RS Pts.—Jaguars 191, Raiders 168)
*Franchise in Oakland from 1995-2019
JACKSONVILLE vs. *L.A. CHARGERS
RS: Chargers lead series, 9-3
2003—Jaguars, 27-21 (J)
2004—Chargers, 34-21 (SD)
2007—Jaguars, 24-17 (J)
2010—Chargers, 38-13 (SD)
2011—Chargers, 38-14 (J)
2013—Chargers, 24-6 (J)
2014—Chargers, 33-14 (SD)
2015—Chargers, 31-25 (J)
2016—Chargers, 38-14 (SD)
2017—Jaguars, 20-17 (J) OT
2019—Chargers, 45-10 (J)
2020—Chargers, 39-29 (LA)
(RS Pts.—Chargers 375, Jaguars 217)
*Franchise in San Diego from 1961-2016
JACKSONVILLE vs. *L.A. RAMS
RS: Rams lead series, 4-1
1996—Rams, 17-14 (StL)
2005—Rams, 24-21 (StL)
2009—Jaguars, 23-20 (J) OT
2013—Rams, 34-20 (StL)
2017—Rams, 27-17 (J)

(RS Pts.—Rams 122, Jaguars 95)
*Franchise in St. Louis from 1995-2015
JACKSONVILLE vs. MIAMI
RS: Dolphins lead series, 5-4
PS: Jaguars lead series, 1-0
1998—Jaguars, 28-21 (J)
1999—*Jaguars, 62-7 (J)
2003—Dolphins, 24-10 (J)
2006—Jaguars, 24-10 (M)
2009—Dolphins, 14-10 (J)
2012—Dolphins, 24-3 (M)
2014—Dolphins, 27-13 (J)
2015—Jaguars, 23-20 (J)
2018—Jaguars, 17-7 (M)
2020—Dolphins, 31-13 (J)
(RS Pts.—Dolphins 178, Jaguars 141)
(PS Pts.—Jaguars 62, Dolphins 7)
*AFC Divisional Playoff
JACKSONVILLE vs. MINNESOTA
RS: Vikings lead series, 6-1
1998—Vikings, 50-10 (M)
2001—Jaguars, 33-3 (M)
2004—Vikings, 27-16 (M)
2008—Vikings, 30-12 (J)
2012—Vikings, 26-23 (M) OT
2016—Vikings, 25-16 (J)
2020—Vikings, 27-24 (M) OT
(RS Pts.—Vikings 188, Jaguars 134)
JACKSONVILLE vs. NEW ENGLAND
RS: Patriots lead series, 7-1
PS: Patriots lead series, 4-1
1996—Patriots, 28-25 (NE) OT
*Patriots, 20-6 (NE)
1997—Patriots, 26-20 (J)
1998—**Jaguars, 25-10 (J)
2003—Patriots, 27-13 (NE)
2005—**Patriots, 28-3 (NE)
2006—Patriots, 24-21 (J)
2007—***Patriots, 31-20 (NE)
2009—Patriots, 35-7 (NE)
2012—Patriots, 23-16 (J)
2015—Patriots, 51-17 (NE)
2017—*Patriots, 24-20 (NE)
2018—Jaguars, 31-20 (J)
(RS Pts.—Patriots 234, Jaguars 150)
(PS Pts.—Patriots 113, Jaguars 74)
*AFC Championship
**AFC First-Round Playoff
***AFC Divisional Playoff
JACKSONVILLE vs. NEW ORLEANS
RS: Saints lead series, 5-2
1996—Saints, 17-13 (NO)
1999—Jaguars, 41-23 (J)
2003—Jaguars, 20-19 (J)
2007—Saints, 41-24 (NO)
2011—Saints, 23-10 (J)
2015—Saints, 38-27 (NO)
2019—Saints, 13-6 (J)
(RS Pts.—Saints 174, Jaguars 141)
JACKSONVILLE vs. N.Y. GIANTS
RS: Jaguars lead series, 4-3
1997—Jaguars, 40-13 (J)
2000—Giants, 28-25 (NY)
2002—Giants, 24-17 (NY)
2006—Jaguars, 26-10 (J)
2010—Giants, 24-20 (NY)
2014—Jaguars, 25-24 (J)
2018—Jaguars, 20-15 (NY)
(RS Pts.—Jaguars 173, Giants 138)
JACKSONVILLE vs. N.Y. JETS
RS: Jaguars lead series, 8-6
PS: Jets lead series, 1-0
1995—Jets, 27-10 (NY)
1996—Jaguars, 21-17 (J)
1998—*Jets, 34-24 (NY)
1999—Jaguars, 16-6 (NY)
2002—Jaguars, 28-3 (J)

2003—Jets, 13-10 (NY)
2005—Jaguars, 26-20 (NY) OT
2006—Jaguars, 41-0 (J)
2009—Jaguars, 24-22 (NY)
2011—Jets, 32-3 (NY)
2012—Jets, 17-10 (J)
2015—Jets, 28-23 (NY)
2017—Jets, 23-20 (NY) OT
2018—Jaguars, 31-12 (J)
2019—Jaguars, 29-15 (J)
(RS Pts.—Jaguars 292, Jets 235)
(PS Pts.—Jets 34, Jaguars 24)
*AFC Divisional Playoff
JACKSONVILLE vs. PHILADELPHIA
RS: Series tied, 3-3
1997—Jaguars, 38-21 (J)
2002—Jaguars, 28-25 (J)
2006—Jaguars, 13-6 (P)
2010—Eagles, 28-3 (J)
2014—Eagles, 34-17 (P)
2018—Eagles, 24-18 (London)
(RS Pts.—Eagles 138, Jaguars 117)
JACKSONVILLE vs. PITTSBURGH
RS: Steelers lead series, 13-12
PS: Jaguars lead series, 2-0
1995—Jaguars, 20-16 (J)
Steelers, 24-7 (P)
1996—Jaguars, 24-9 (J)
Steelers, 28-3 (P)
1997—Jaguars, 30-21 (J)
Steelers, 23-17 (P) OT
1998—Steelers, 30-15 (P)
Jaguars, 21-3 (J)
1999—Jaguars, 17-3 (P)
Jaguars, 20-6 (J)
2000—Steelers, 24-13 (J)
Jaguars, 34-24 (P)
2001—Jaguars, 21-3 (J)
Steelers, 20-7 (P)
2002—Steelers, 25-23 (J)
2004—Steelers, 26-21 (J)
2005—Jaguars, 23-17 (P) OT
2006—Jaguars, 9-0 (J)
2007—Jaguars, 29-22 (P)
*Jaguars, 31-29 (P)
2008—Steelers, 26-21 (J)
2011—Steelers, 17-13 (P)
2014—Steelers, 17-9 (J)
2017—Jaguars, 30-9 (P)
**Jaguars, 45-42 (P)
2018—Steelers, 20-16 (J)
2020—Steelers, 27-3 (J)
(RS Pts.—Jaguars 441, Steelers 431)
(PS Pts.—Jaguars 76, Steelers 71)
*AFC First-Round Playoff
**AFC Divisional Playoff
JACKSONVILLE vs. SAN FRANCISCO
RS: 49ers lead series, 3-2
1999—Jaguars, 41-3 (J)
2005—Jaguars, 10-9 (J)
2009—49ers, 20-3 (SF)
2013—49ers, 42-10 (London)
2017—49ers, 44-33 (SF)
(RS Pts.—49ers 118, Jaguars 97)
JACKSONVILLE vs. SEATTLE
RS: Seahawks lead series, 5-3
1995—Seahawks, 47-30 (J)
1996—Jaguars, 20-13 (J)
2000—Seahawks, 28-21 (J)
2001—Seahawks, 24-15 (S)
2005—Jaguars, 26-14 (J)
2009—Seahawks, 41-0 (S)
2013—Seahawks, 45-17 (S)
2017—Jaguars, 30-24 (J)
(RS Pts.—Seahawks 236, Jaguars 159)

ALL-TIME TEAM VS. TEAM RESULTS**JACKSONVILLE vs. TAMPA BAY**

RS: Jaguars lead series, 4-3
 1995—Buccaneers, 17-16 (TB)
 1998—Jaguars, 29-24 (J)
 2003—Jaguars, 17-10 (J)
 2007—Jaguars, 24-23 (TB)
 2011—Jaguars, 41-14 (J)
 2015—Buccaneers, 38-31 (TB)
 2019—Buccaneers, 28-11 (J)

(RS Pts.—Jaguars 169, Buccaneers 154)

JACKSONVILLE vs. TENNESSEE

RS: Titans lead series, 31-21

PS: Titans lead, 1-0
 1995—Oilers, 10-3 (J)
 Jaguars, 17-16 (H)
 1996—Oilers, 34-27 (J)
 Jaguars, 23-17 (H)
 1997—Jaguars, 30-24 (T)
 Jaguars, 17-9 (J)
 1998—Jaguars, 27-22 (T)
 Oilers, 16-13 (J)
 1999—Titans, 20-19 (J)
 Titans, 41-14 (T)
 **Titans, 33-14 (J)
 2000—Titans, 27-13 (T)
 Jaguars, 16-13 (J)
 2001—Jaguars, 13-6 (J)
 Titans, 28-24 (T)
 2002—Titans, 23-14 (T)
 Titans, 28-10 (J)
 2003—Titans, 30-17 (J)
 Titans, 10-3 (T)
 2004—Jaguars, 15-12 (T)
 Titans, 18-15 (J)
 2005—Jaguars, 31-28 (T)
 Jaguars, 40-13 (J)
 2006—Jaguars, 37-7 (J)
 Titans, 24-17 (T)
 2007—Titans, 13-10 (J)
 Jaguars, 28-13 (T)
 2008—Titans, 17-10 (T)
 Titans, 24-14 (J)
 2009—Jaguars, 37-17 (J)
 Titans, 30-13 (T)
 2010—Titans, 30-3 (J)
 Jaguars, 17-6 (T)
 2011—Jaguars, 16-14 (J)
 Titans, 23-17 (T)
 2012—Jaguars, 24-19 (J)
 Titans, 38-20 (T)
 2013—Jaguars, 29-27 (T)
 Titans, 20-16 (J)
 2014—Titans, 16-14 (T)
 Jaguars, 21-13 (J)
 2015—Jaguars, 19-13 (J)
 Titans, 42-39 (T)
 2016—Titans, 36-22 (T)
 Jaguars, 38-17 (J)
 2017—Titans, 37-16 (J)
 Titans, 15-10 (T)
 2018—Titans, 9-6 (J)
 Titans, 30-9 (T)
 2019—Jaguars, 20-7 (J)
 Titans, 42-20 (T)
 2020—Titans, 33-30 (T)
 Titans, 31-10 (J)

(RS Pts.—Titans 1,108, Jaguars 983)

(PS Pts.—Titans 33, Jaguars 14)

*Franchise in Houston prior to 1997; known as Oilers prior to 1999

**AFC Championship

JACKSONVILLE vs. WASHINGTON

RS: Washington leads series, 6-1
 1997—Redskins, 24-12 (W)
 2000—Redskins, 35-16 (J)
 2002—Jaguars, 26-7 (J)
 2006—Redskins, 36-30 (W) OT
 2010—Redskins, 20-17 (J) OT

2014—Redskins, 41-10 (W)
 2018—Redskins, 16-13 (J)
 (RS Pts.—Washington 179, Jaguars 124)
 *Franchise known as Redskins prior to 2020

KANSAS CITY vs. ARIZONA

RS: Chiefs lead series, 9-3-1;
 See Arizona vs. Kansas City

KANSAS CITY vs. ATLANTA

RS: Chiefs lead series, 7-3;
 See Atlanta vs. Kansas City

KANSAS CITY vs. BALTIMORE

RS: Chiefs lead series, 7-3
 PS: Ravens lead series, 1-0;

See Baltimore vs. Kansas City

KANSAS CITY vs. BUFFALO

RS: Bills lead series, 24-21-1
 PS: Series tied, 2-2;

See Buffalo vs. Kansas City

KANSAS CITY vs. CAROLINA

RS: Chiefs lead series, 5-2;
 See Carolina vs. Kansas City

KANSAS CITY vs. CHICAGO

RS: Bears lead series, 7-6;
 See Chicago vs. Kansas City

KANSAS CITY vs. CINCINNATI

RS: Bengals lead series, 15-14;
 See Cincinnati vs. Kansas City

KANSAS CITY vs. CLEVELAND

RS: Chiefs lead series, 13-11-2
 PS: Chiefs lead series, 1-0

See Cleveland vs. Kansas City

KANSAS CITY vs. DALLAS

RS: Cowboys lead series, 7-4;
 See Dallas vs. Kansas City

KANSAS CITY vs. DENVER

RS: Chiefs lead series, 67-54
 PS: Broncos lead series, 1-0;

See Denver vs. Kansas City

KANSAS CITY vs. DETROIT

RS: Chiefs lead series, 9-5;
 See Detroit vs. Kansas City

KANSAS CITY vs. GREEN BAY

RS: Chiefs lead series, 7-4-1
 PS: Packers lead series, 1-0;

See Green Bay vs. Kansas City

KANSAS CITY vs. HOUSTON

RS: Chiefs lead series, 6-5
 PS: Chiefs lead series, 2-0;

See Houston vs. Kansas City

KANSAS CITY vs. INDIANAPOLIS

RS: Colts lead series, 13-9
 PS: Colts lead series, 4-1;

See Indianapolis vs. Kansas City

KANSAS CITY vs. JACKSONVILLE

RS: Chiefs lead series, 7-6;
 See Jacksonville vs. Kansas City

***KANSAS CITY vs. **LAS VEGAS**

RS: Chiefs lead series, 66-53-2
 PS: Chiefs lead series, 2-1

1960—Texans, 34-16 (O)
 Raiders, 20-19 (D)

1961—Texans, 42-35 (O)
 Texans, 43-11 (D)

1962—Texans, 26-16 (O)
 Texans, 35-7 (D)

1963—Raiders, 10-7 (O)
 Raiders, 22-7 (KC)

1964—Chiefs, 21-9 (O)
 Chiefs, 42-7 (KC)

1965—Raiders, 37-10 (O)
 Chiefs, 14-7 (KC)

1966—Chiefs, 32-10 (O)
 Raiders, 34-13 (KC)

1967—Raiders, 23-21 (O)
 Raiders, 44-22 (KC)

1968—Chiefs, 24-10 (KC)
 Raiders, 38-21 (O)

***Raiders, 41-6 (O)
 1969—Raiders, 27-24 (KC)

Raiders, 10-6 (O)
 ****Chiefs, 17-7 (O)

1970—Tie, 17-17 (KC)
 Raiders, 20-6 (O)

1971—Tie, 20-20 (O)
 Chiefs, 16-14 (KC)

1972—Chiefs, 27-14 (KC)
 Raiders, 26-3 (O)

1973—Chiefs, 16-3 (KC)
 Raiders, 37-7 (O)

1974—Raiders, 27-7 (O)
 Raiders, 7-6 (KC)

1975—Chiefs, 42-10 (KC)
 Raiders, 28-20 (O)

1976—Raiders, 24-21 (KC)
 Raiders, 21-10 (O)

1977—Raiders, 37-28 (KC)
 Raiders, 21-20 (O)

1978—Raiders, 28-6 (O)
 Raiders, 20-10 (KC)

1979—Chiefs, 35-7 (KC)
 Chiefs, 24-21 (O)

1980—Raiders, 27-14 (KC)
 Chiefs, 31-17 (O)

1981—Chiefs, 27-0 (KC)
 Chiefs, 28-17 (O)

1982—Raiders, 21-16 (KC)
 1983—Raiders, 21-20 (LA)

Raiders, 28-20 (KC)
 1984—Raiders, 22-20 (KC)

Raiders, 17-7 (LA)
 1985—Chiefs, 36-20 (KC)

Raiders, 19-10 (LA)
 1986—Raiders, 24-17 (KC)

Chiefs, 20-17 (LA)
 1987—Raiders, 35-17 (LA)

Chiefs, 16-10 (KC)
 1988—Raiders, 27-17 (KC)

Raiders, 17-10 (LA)
 1989—Chiefs, 24-19 (KC)

Raiders, 20-14 (LA)
 1990—Chiefs, 9-7 (KC)

Chiefs, 27-24 (LA)
 1991—Chiefs, 24-21 (KC)

Chiefs, 27-21 (LA)
 *****Chiefs, 10-6 (KC)

1992—Chiefs, 27-7 (KC)
 Raiders, 28-7 (LA)

1993—Chiefs, 24-9 (KC)
 Chiefs, 31-20 (LA)

1994—Chiefs, 13-3 (KC)
 Chiefs, 19-9 (LA)

1995—Chiefs, 23-17 (KC) OT
 Chiefs, 29-23 (O)

1996—Chiefs, 19-3 (KC)
 Raiders, 26-7 (O)

1997—Chiefs, 28-27 (O)
 Chiefs, 30-0 (KC)

1998—Chiefs, 28-8 (KC)
 Chiefs, 31-24 (O)

1999—Chiefs, 37-34 (O)
 Raiders, 41-38 (KC) OT

2000—Raiders, 20-17 (KC)
 Raiders, 49-31 (O)

2001—Raiders, 27-24 (KC)
 Raiders, 28-26 (O)

2002—Chiefs, 20-10 (KC)
 Raiders, 24-0 (O)

2003—Chiefs, 17-10 (O)
 Chiefs, 27-24 (KC)

2004—Chiefs, 34-27 (O)
 Chiefs, 31-30 (KC)

2005—Chiefs, 23-17 (O)
 Chiefs, 27-23 (KC)

2006—Chiefs, 17-13 (KC)
 Chiefs, 20-9 (O)

ALL-TIME TEAM VS. TEAM RESULTS

2007—Chiefs, 12-10 (O)
Raiders, 20-17 (KC)
2008—Raiders, 23-8 (KC)
Chiefs, 20-13 (O)
2009—Raiders, 13-10 (KC)
Chiefs, 16-10 (O)
2010—Raiders, 23-20 (O) OT
Raiders, 31-10 (KC)
2011—Chiefs, 28-0 (O)
Raiders, 16-13 (KC) OT
2012—Raiders, 26-16 (KC)
Raiders, 15-0 (O)
2013—Chiefs, 24-7 (KC)
Chiefs, 56-31 (O)
2014—Raiders, 24-20 (O)
Chiefs, 31-13 (KC)
2015—Chiefs, 34-20 (O)
Chiefs, 23-17 (KC)
2016—Chiefs, 26-10 (O)
Chiefs, 21-13 (KC)
2017—Raiders, 31-30 (O)
Chiefs, 26-15 (KC)
2018—Chiefs, 40-33 (O)
Chiefs, 35-3 (KC)
2019—Chiefs, 28-10 (O)
Chiefs, 40-9 (KC)
2020—Raiders, 40-32 (KC)
Chiefs, 35-31 (LV)

(RS Pts.—Chiefs 2,631, Raiders 2,343)
(PS Pts.—Raiders 54, Chiefs 33)

*Franchise in Dallas prior to 1963 and known as Texans

**Franchise in Los Angeles from 1982-94 and in Oakland from 1960-81 and from 1995-2019

***Division Playoff

****AFL Championship

*****AFC First-Round Playoff

***KANSAS CITY vs. *L.A. CHARGERS**

RS: Chiefs lead series, 64-56-1

PS: Chargers lead series, 1-0

1960—Chargers, 21-20 (LA)
Texans, 17-0 (D)
1961—Chargers, 26-10 (D)
Chargers, 24-14 (SD)
1962—Chargers, 32-28 (SD)
Texans, 26-17 (D)
1963—Chargers, 24-10 (SD)
Chargers, 38-17 (KC)
1964—Chargers, 28-14 (KC)
Chiefs, 49-6 (SD)
1965—Tie, 10-10 (SD)
Chiefs, 31-7 (KC)
1966—Chiefs, 24-14 (KC)
Chiefs, 27-17 (SD)
1967—Chargers, 45-31 (SD)
Chargers, 17-16 (KC)
1968—Chiefs, 27-20 (KC)
Chiefs, 40-3 (SD)
1969—Chiefs, 27-9 (SD)
Chiefs, 27-3 (KC)
1970—Chiefs, 26-14 (KC)
Chargers, 31-13 (SD)
1971—Chargers, 21-14 (SD)
Chiefs, 31-10 (KC)
1972—Chiefs, 26-14 (SD)
Chargers, 27-17 (KC)
1973—Chiefs, 19-0 (SD)
Chiefs, 33-6 (KC)
1974—Chiefs, 24-14 (SD)
Chargers, 14-7 (KC)
1975—Chiefs, 12-10 (SD)
Chargers, 28-20 (KC)
1976—Chargers, 30-16 (KC)
Chiefs, 23-20 (SD)
1977—Chargers, 23-7 (KC)
Chiefs, 21-16 (SD)

1978—Chargers, 29-23 (SD) OT
Chiefs, 23-0 (KC)
1979—Chargers, 20-14 (KC)
Chargers, 28-7 (SD)
1980—Chargers, 24-7 (KC)
Chargers, 20-7 (SD)
1981—Chargers, 42-31 (KC)
Chargers, 22-20 (SD)
1982—Chiefs, 19-12 (KC)
1983—Chargers, 17-14 (KC)
Chargers, 41-38 (SD)
1984—Chiefs, 31-13 (KC)
Chiefs, 42-21 (SD)
1985—Chargers, 31-20 (SD)
Chiefs, 38-34 (KC)
1986—Chiefs, 42-41 (KC)
Chiefs, 24-23 (SD)
1987—Chiefs, 20-13 (KC)
Chargers, 42-21 (SD)
1988—Chargers, 24-23 (KC)
Chargers, 24-13 (SD)
1989—Chargers, 21-6 (SD)
Chargers, 20-13 (KC)
1990—Chiefs, 27-10 (KC)
Chiefs, 24-21 (SD)
1991—Chiefs, 14-13 (SD)
Chiefs, 20-17 (KC) OT
1992—Chiefs, 24-10 (SD)
Chiefs, 16-14 (KC)
***Chargers, 17-0 (SD)
1993—Chiefs, 17-14 (SD)
Chiefs, 28-24 (KC)
1994—Chargers, 20-6 (SD)
Chargers, 14-13 (KC)
1995—Chiefs, 29-23 (KC) OT
Chiefs, 22-7 (SD)
1996—Chargers, 22-19 (SD)
Chargers, 28-14 (KC)
1997—Chiefs, 31-3 (KC)
Chiefs, 29-7 (SD)
1998—Chiefs, 23-7 (KC)
Chargers, 38-37 (SD)
1999—Chargers, 21-14 (SD)
Chiefs, 34-0 (KC)
2000—Chiefs, 42-10 (KC)
Chargers, 17-16 (SD)
2001—Chiefs, 25-20 (SD)
Chiefs, 20-17 (KC)
2002—Chargers, 35-34 (SD)
Chiefs, 24-22 (KC)
2003—Chiefs, 27-14 (KC)
Chiefs, 28-24 (SD)
2004—Chargers, 34-31 (KC)
Chargers, 24-17 (SD)
2005—Chargers, 28-20 (SD)
Chiefs, 20-7 (KC)
2006—Chiefs, 30-27 (KC)
Chargers, 20-9 (SD)
2007—Chiefs, 30-16 (SD)
Chargers, 24-10 (KC)
2008—Chargers, 20-19 (SD)
Chargers, 22-21 (KC)
2009—Chargers, 37-7 (KC)
Chargers, 43-14 (SD)
2010—Chiefs, 21-14 (KC)
Chargers, 31-0 (SD)
2011—Chargers, 20-17 (SD)
Chiefs, 23-20 (KC) OT
2012—Chargers, 37-20 (KC)
Chargers, 31-13 (SD)
2013—Chargers, 41-38 (KC)
Chargers, 27-24 (SD) OT
2014—Chiefs, 23-20 (SD)
Chiefs, 19-7 (KC)
2015—Chiefs, 33-3 (SD)
Chiefs, 10-3 (KC)
2016—Chiefs, 33-27 (KC) OT
Chiefs, 37-27 (SD)

2017—Chiefs, 24-10 (LA)
Chiefs, 30-13 (KC)
2018—Chiefs, 38-28 (LA)
Chargers, 29-28 (KC)
2019—Chiefs, 24-17 (Mexico City)
Chiefs, 31-21 (KC)
2020—Chiefs, 23-20 (LA) OT
Chargers, 38-21 (KC)

(RS Pts.—Chiefs 2,685, Chargers 2,459)
(PS Pts.—Chargers 17, Chiefs 0)

*Franchise in Dallas prior to 1963 and known as Texans

**Franchise in Los Angeles prior to 1961

***AFC First-Round Playoff

KANSAS CITY vs. *L.A. RAMS

RS: Chiefs lead series, 7-5

1973—Rams, 23-13 (KC)

1982—Rams, 20-14 (LA)

1985—Rams, 16-0 (KC)

1991—Chiefs, 27-20 (LA)

1994—Rams, 16-0 (KC)

1997—Chiefs, 28-20 (StL)

2000—Chiefs, 54-34 (KC)

2002—Chiefs, 49-10 (KC)

2006—Chiefs, 31-17 (StL)

2010—Chiefs, 27-13 (StL)

2014—Chiefs, 34-7 (KC)

2018—Rams, 54-51 (LA)

(RS Pts.—Chiefs 328, Rams 250)

*Franchise in St. Louis from 1995-2015

KANSAS CITY vs. MIAMI

RS: Chiefs lead series, 15-13

PS: Dolphins lead series, 3-0

1966—Chiefs, 34-16 (M)

Chiefs, 19-18 (M)

1967—Chiefs, 24-0 (M)

Chiefs, 41-0 (KC)

1968—Chiefs, 48-3 (M)

1969—Chiefs, 17-10 (KC)

1971—*Dolphins, 27-24 (KC) OT

1972—Dolphins, 20-10 (KC)

1974—Dolphins, 9-3 (M)

1976—Chiefs, 20-17 (M) OT

1981—Dolphins, 17-7 (KC)

1983—Dolphins, 14-6 (M)

1985—Dolphins, 31-0 (M)

1987—Dolphins, 42-0 (M)

1989—Chiefs, 26-21 (KC)

Chiefs, 27-24 (M)

1990—**Dolphins, 17-16 (M)

1991—Chiefs, 42-7 (KC)

1993—Dolphins, 30-10 (M)

1994—Dolphins, 45-28 (M)

**Dolphins, 27-17 (M)

1995—Dolphins, 13-6 (M)

1997—Dolphins, 17-14 (M)

2002—Chiefs, 48-30 (KC)

2005—Chiefs, 30-20 (M)

2006—Dolphins, 13-10 (M)

2008—Dolphins, 38-31 (KC)

2011—Dolphins, 31-3 (KC)

2014—Chiefs, 34-15 (M)

2017—Chiefs, 29-13 (KC)

2020—Chiefs, 33-27 (M)

(RS Pts.—Chiefs 600, Dolphins 541)

(PS Pts.—Dolphins 71, Chiefs 57)

*AFC Divisional Playoff

**AFC First-Round Playoff

KANSAS CITY vs. MINNESOTA

RS: Chiefs lead series, 7-5

PS: Chiefs lead series, 1-0

1969—*Chiefs, 23-7 (New Orleans)

1970—Vikings, 27-10 (M)

1974—Vikings, 35-15 (KC)

1981—Chiefs, 10-6 (M)

1990—Chiefs, 24-21 (KC)

1993—Vikings, 30-10 (M)

1996—Chiefs, 21-6 (M)

ALL-TIME TEAM VS. TEAM RESULTS

1999—Chiefs, 31-28 (KC)
 2003—Vikings, 45-20 (M)
 2007—Chiefs, 13-10 (KC)
 2011—Chiefs, 22-17 (KC)
 2015—Vikings, 16-10 (M)
 2019—Chiefs, 26-23 (KC)
 (RS Pts.—Vikings 264, Chiefs 212)
 (PS Pts.—Chiefs 23, Vikings 7)
**Super Bowl IV*
***KANSAS CITY vs. **NEW ENGLAND**
 RS: Chiefs lead series, 20-14-3
 PS: Patriots lead series, 2-0
 1960—Patriots, 42-14 (B)
 Texans, 34-0 (D)
 1961—Patriots, 18-17 (D)
 Patriots, 28-21 (B)
 1962—Texans, 42-28 (D)
 Texans, 27-7 (B)
 1963—Tie, 24-24 (B)
 Chiefs, 35-3 (KC)
 1964—Patriots, 24-7 (B)
 Patriots, 31-24 (KC)
 1965—Chiefs, 27-17 (KC)
 Tie, 10-10 (B)
 1966—Chiefs, 43-24 (B)
 Tie, 27-27 (KC)
 1967—Chiefs, 33-10 (B)
 1968—Chiefs, 31-17 (KC)
 1969—Chiefs, 31-0 (B)
 1970—Chiefs, 23-10 (KC)
 1973—Chiefs, 10-7 (NE)
 1977—Patriots, 21-17 (NE)
 1981—Patriots, 33-17 (NE)
 1990—Chiefs, 37-7 (NE)
 1992—Chiefs, 27-20 (KC)
 1995—Chiefs, 31-26 (KC)
 1998—Patriots, 40-10 (NE)
 1999—Chiefs, 16-14 (KC)
 2000—Patriots, 30-24 (NE)
 2002—Patriots, 41-38 (NE) OT
 2004—Patriots, 27-19 (KC)
 2005—Chiefs, 26-16 (KC)
 2008—Patriots, 17-10 (NE)
 2011—Patriots, 34-3 (NE)
 2014—Chiefs, 41-14 (KC)
 2015—***Patriots, 27-20 (NE)
 2017—Chiefs, 42-27 (NE)
 2018—Patriots, 43-40 (NE)
 ***Patriots, 37-31 (KC) OT
 2019—Chiefs, 23-16 (NE)
 2020—Chiefs, 26-10 (KC)
 (RS Pts.—Chiefs 927, Patriots 763)
 (PS Pts.—Patriots 64, Chiefs 51)
**Franchise located in Dallas prior to 1963 and known as Texans*
***Franchise in Boston prior to 1971*
****AFC Divisional Playoff*
*****AFC Championship*
KANSAS CITY vs. NEW ORLEANS
 RS: Chiefs lead series, 7-5
 1972—Chiefs, 20-17 (NO)
 1976—Saints, 27-17 (KC)
 1982—Saints, 27-17 (NO)
 1985—Chiefs, 47-27 (NO)
 1991—Saints, 17-10 (KC)
 1994—Chiefs, 30-17 (NO)
 1997—Chiefs, 25-13 (KC)
 2004—Saints, 27-20 (NO)
 2008—Saints, 30-20 (KC)
 2012—Chiefs, 27-24 (NO)
 2016—Chiefs, 27-21 (KC)
 2020—Chiefs, 32-29 (NO)
 (RS Pts.—Chiefs 292, Saints 276)
KANSAS CITY vs. N.Y. GIANTS
 RS: Giants lead series, 11-3
 1974—Giants, 33-27 (KC)
 1978—Giants, 26-10 (NY)
 1979—Giants, 21-17 (KC)

1983—Chiefs, 38-17 (KC)
 1984—Giants, 28-27 (NY)
 1988—Giants, 28-12 (NY)
 1992—Giants, 35-21 (NY)
 1995—Chiefs, 20-17 (KC) OT
 1998—Giants, 28-7 (NY)
 2001—Giants, 13-3 (KC)
 2005—Giants, 27-17 (NY)
 2009—Giants, 27-16 (KC)
 2013—Chiefs, 31-7 (KC)
 2017—Giants, 12-9 (NY) OT
 (RS Pts.—Giants 319, Chiefs 255)
***KANSAS CITY vs. **N.Y. JETS**
 RS: Chiefs lead series, 19-18-1
 PS: Series tied, 1-1
 1960—Titans, 37-35 (D)
 Titans, 41-35 (NY)
 1961—Titans, 28-7 (NY)
 Texans, 35-24 (D)
 1962—Texans, 20-17 (D)
 Texans, 52-31 (NY)
 1963—Jets, 17-0 (NY)
 Chiefs, 48-0 (KC)
 1964—Jets, 27-14 (NY)
 Chiefs, 24-7 (KC)
 1965—Chiefs, 14-10 (NY)
 Jets, 13-10 (KC)
 1966—Chiefs, 32-24 (NY)
 1967—Chiefs, 42-18 (KC)
 Chiefs, 21-7 (NY)
 1968—Jets, 20-19 (KC)
 1969—Chiefs, 34-16 (NY)
 ***Chiefs, 13-6 (NY)
 1971—Jets, 13-10 (NY)
 1974—Chiefs, 24-16 (KC)
 1975—Jets, 30-24 (KC)
 1982—Chiefs, 37-13 (KC)
 1984—Jets, 17-16 (KC)
 Jets, 28-7 (NY)
 1986—****Jets, 35-15 (NY)
 1987—Jets, 16-9 (KC)
 1988—Tie, 17-17 (NY)
 Chiefs, 38-34 (KC)
 1992—Chiefs, 23-7 (NY)
 1998—Jets, 20-17 (KC)
 2001—Jets, 27-7 (NY)
 2002—Chiefs, 29-25 (NY)
 2005—Chiefs, 27-7 (KC)
 2007—Jets, 13-10 (NY) OT
 2008—Jets, 28-24 (NY)
 2011—Jets, 37-10 (NY)
 2014—Chiefs, 24-10 (KC)
 2016—Chiefs, 24-3 (KC)
 2017—Jets, 38-31 (NY)
 2020—Chiefs, 35-9 (KC)
 (RS Pts.—Chiefs 885, Jets 745)
 (PS Pts.—Jets 41, Chiefs 28)
**Franchise in Dallas prior to 1963 and known as Texans*
***Jets known as Titans prior to 1963*
****Inter-Divisional Playoff*
*****AFC First-Round Playoff*
KANSAS CITY vs. PHILADELPHIA
 RS: Series tied, 4-4
 1972—Eagles, 21-20 (KC)
 1992—Chiefs, 24-17 (KC)
 1998—Chiefs, 24-21 (P)
 2001—Eagles, 23-10 (KC)
 2005—Eagles, 37-31 (KC)
 2009—Eagles, 34-14 (P)
 2013—Chiefs, 26-16 (P)
 2017—Chiefs, 27-20 (KC)
 (RS Pts.—Eagles 189, Chiefs 176)
KANSAS CITY vs. PITTSBURGH
 RS: Steelers lead series, 22-11
 PS: Series tied, 1-1
 1970—Chiefs, 31-14 (P)
 1971—Chiefs, 38-16 (KC)

1972—Steelers, 16-7 (P)
 1974—Steelers, 34-24 (KC)
 1975—Steelers, 28-3 (P)
 1976—Steelers, 45-0 (KC)
 1978—Steelers, 27-24 (P)
 1979—Steelers, 30-3 (KC)
 1980—Steelers, 21-16 (P)
 1981—Chiefs, 37-33 (P)
 1982—Steelers, 35-14 (P)
 1984—Chiefs, 37-27 (P)
 1985—Steelers, 36-28 (KC)
 1986—Chiefs, 24-19 (P)
 1987—Steelers, 17-16 (KC)
 1988—Steelers, 16-10 (P)
 1989—Steelers, 23-17 (P)
 1992—Steelers, 27-3 (KC)
 1993—Chiefs, 27-24 (KC) OT
 1996—Steelers, 17-7 (KC)
 1997—Chiefs, 13-10 (KC)
 1998—Steelers, 20-13 (KC)
 1999—Chiefs, 35-19 (KC)
 2001—Steelers, 20-17 (KC)
 2003—Chiefs, 41-20 (KC)
 2006—Steelers, 45-7 (P)
 2009—Chiefs, 27-24 (KC) OT
 2011—Steelers, 13-9 (KC)
 2012—Steelers, 16-13 (P) OT
 2014—Steelers, 20-12 (P)
 2015—Chiefs, 23-13 (KC)
 2016—Steelers, 43-14 (P)
 **Steelers, 18-16 (KC)
 2017—Steelers, 19-13 (KC)
 2018—Chiefs, 42-37 (P)
 (RS Pts.—Steelers 800, Chiefs 618)
 (PS Pts.—Chiefs 43, Steelers 42)
**AFC First-Round Playoff*
***AFC Divisional Playoff*
KANSAS CITY vs. SAN FRANCISCO
 RS: 49ers lead series, 7-6
 PS: Chiefs lead series, 1-0
 1971—Chiefs, 26-17 (SF)
 1975—49ers, 20-3 (KC)
 1982—49ers, 26-13 (KC)
 1985—49ers, 31-3 (SF)
 1991—49ers, 28-14 (SF)
 1994—Chiefs, 24-17 (KC)
 1997—Chiefs, 44-9 (KC)
 2000—49ers, 21-7 (SF)
 2002—49ers, 17-13 (SF)
 2006—Chiefs, 41-10 (KC)
 2010—Chiefs, 31-10 (KC)
 2014—49ers, 22-17 (SF)
 2018—Chiefs, 38-27 (KC)
 2019—*Chiefs, 31-20 (Miami)
 (RS Pts.—Chiefs 274, 49ers 245)
 (PS Pts.—Chiefs 31, 49ers 20)
**Super Bowl LIV*
KANSAS CITY vs. SEATTLE
 RS: Chiefs lead series, 33-19
 1977—Seahawks, 34-31 (KC)
 1978—Seahawks, 13-10 (KC)
 Seahawks, 23-19 (S)
 1979—Chiefs, 24-6 (S)
 Chiefs, 37-21 (KC)
 1980—Seahawks, 17-16 (KC)
 Chiefs, 31-30 (S)
 1981—Chiefs, 20-14 (S)
 Chiefs, 40-13 (KC)
 1983—Chiefs, 17-13 (KC)
 Seahawks, 51-48 (S) OT
 1984—Seahawks, 45-0 (S)
 Chiefs, 34-7 (KC)
 1985—Chiefs, 28-7 (KC)
 Seahawks, 24-6 (S)
 1986—Seahawks, 23-17 (S)
 Chiefs, 27-7 (KC)
 1987—Seahawks, 43-14 (S)
 Chiefs, 41-20 (KC)

ALL-TIME TEAM VS. TEAM RESULTS

1988—Seahawks, 31-10 (S)
Chiefs, 27-24 (KC)

1989—Chiefs, 20-16 (S)
Chiefs, 20-10 (KC)

1990—Seahawks, 19-7 (S)
Seahawks, 17-16 (KC)

1991—Chiefs, 20-13 (KC)
Chiefs, 19-6 (S)

1992—Chiefs, 26-7 (KC)
Chiefs, 24-14 (S)

1993—Chiefs, 31-16 (S)
Chiefs, 34-24 (KC)

1994—Chiefs, 38-23 (KC)
Seahawks, 10-9 (S)

1995—Chiefs, 34-10 (S)
Chiefs, 26-3 (KC)

1996—Chiefs, 35-17 (S)
Chiefs, 34-16 (KC)

1997—Chiefs, 20-17 (KC) OT
Chiefs, 19-14 (S)

1998—Chiefs, 17-6 (KC)
Seahawks, 24-12 (S)

1999—Seahawks, 31-19 (KC)
Seahawks, 23-14 (S)

2000—Chiefs, 24-17 (KC)
Chiefs, 24-19 (S)

2001—Chiefs, 19-7 (KC)
Seahawks, 21-18 (S)

2002—Seahawks, 39-32 (S)

2006—Chiefs, 35-28 (KC)

2010—Chiefs, 42-24 (S)

2014—Chiefs, 24-20 (KC)

2018—Seahawks, 38-31 (S)
(RS Pts.—Chiefs 1,240, Seahawks 1,015)

KANSAS CITY vs. TAMPA BAY
RS: Buccaneers lead series, 7-6
PS: Buccaneers lead series, 1-0

1976—Chiefs, 28-19 (TB)

1978—Buccaneers, 30-13 (KC)

1979—Buccaneers, 3-0 (TB)

1981—Chiefs, 19-10 (KC)

1984—Chiefs, 24-20 (KC)

1986—Chiefs, 27-20 (KC)

1993—Chiefs, 27-3 (TB)

1999—Buccaneers, 17-10 (TB)

2004—Buccaneers, 34-31 (TB)

2008—Buccaneers, 30-27 (KC) OT

2012—Buccaneers, 38-10 (TB)

2016—Buccaneers, 19-17 (KC)

2020—Chiefs, 27-24 (TB)
*Buccaneers, 31-9 (Tampa)
(RS Pts.—Buccaneers 267, Chiefs 260)
(PS Pts.—Buccaneers 31, Chiefs 9)
*Super Bowl LV

***KANSAS CITY vs. **TENNESSEE**
RS: Chiefs lead series, 27-23
PS: Chiefs lead series, 3-1

1960—Oilers, 20-10 (H)
Texans, 24-0 (D)

1961—Texans, 26-21 (D)
Oilers, 38-7 (H)

1962—Texans, 31-7 (H)
Oilers, 14-6 (D)
***Texans, 20-17 (H) OT

1963—Chiefs, 28-7 (KC)
Oilers, 28-7 (H)

1964—Chiefs, 28-7 (KC)
Chiefs, 28-19 (H)

1965—Chiefs, 52-21 (KC)
Oilers, 38-36 (H)

1966—Chiefs, 48-23 (KC)

1967—Chiefs, 25-20 (H)
Oilers, 24-19 (KC)

1968—Chiefs, 26-21 (H)
Chiefs, 24-10 (KC)

1969—Chiefs, 24-0 (KC)

1970—Chiefs, 24-9 (KC)

1971—Chiefs, 20-16 (H)

1973—Chiefs, 38-14 (KC)

1974—Chiefs, 17-7 (H)

1975—Oilers, 17-13 (KC)

1977—Oilers, 34-20 (H)

1978—Oilers, 20-17 (KC)

1979—Oilers, 20-6 (H)

1980—Chiefs, 21-20 (KC)

1981—Chiefs, 23-10 (KC)

1983—Chiefs, 13-10 (H) OT

1984—Oilers, 17-16 (KC)

1985—Oilers, 23-20 (H)

1986—Chiefs, 27-13 (KC)

1988—Oilers, 7-6 (H)

1989—Chiefs, 34-0 (KC)

1990—Oilers, 27-10 (KC)

1991—Oilers, 17-7 (H)

1992—Oilers, 23-20 (H) OT

1993—Oilers, 30-0 (H)
****Chiefs, 28-20 (H)

1994—Chiefs, 31-9 (KC)

1995—Chiefs, 20-13 (KC)

1996—Chiefs, 20-19 (H)

2000—Titans, 17-14 (T) OT

2004—Chiefs, 49-38 (T)

2007—Titans, 26-17 (KC)

2008—Titans, 34-10 (KC)

2010—Chiefs, 34-14 (KC)

2013—Chiefs, 26-17 (T)

2014—Titans, 26-10 (KC)

2016—Titans, 19-17 (KC)

2017—****Titans, 22-21 (KC)

2019—Titans, 35-32 (T)
***Chiefs, 35-24 (KC)
(RS Pts.—Chiefs 1,081, Titans 919)
(PS Pts.—Chiefs 104, Titans 83)
*Franchise in Dallas prior to 1963 and known as Texans
**Franchise in Houston prior to 1997; known as Oilers prior to 1999
***AFL/AFC Championship
****AFC Divisional Playoff
*****AFC First-Round Playoff

KANSAS CITY vs. *WASHINGTON
RS: Chiefs lead series, 9-1

1971—Chiefs, 27-20 (KC)

1976—Chiefs, 33-30 (W)

1983—Redskins, 27-12 (W)

1992—Chiefs, 35-16 (KC)

1995—Chiefs, 24-3 (KC)

2001—Chiefs, 45-13 (W)

2005—Chiefs, 28-21, (KC)

2009—Chiefs, 14-6 (W)

2013—Chiefs, 45-10 (W)

2017—Chiefs, 29-20 (KC)
(RS Pts.—Chiefs 292, Washington 166)
*Franchise known as Redskins prior to 2020

LAS VEGAS vs. ARIZONA
RS: Raiders lead series, 6-4;
See Arizona vs. Las Vegas

LAS VEGAS vs. ATLANTA
RS: Falcons lead series, 8-7;
See Atlanta vs. Las Vegas

LAS VEGAS vs. BALTIMORE
RS: Ravens lead series, 8-3
PS: Ravens lead series, 1-0;
See Baltimore vs. Las Vegas

LAS VEGAS vs. BUFFALO
RS: Raiders lead series, 21-19
PS: Bills lead series, 2-0;
See Buffalo vs. Las Vegas

LAS VEGAS vs. CAROLINA
RS: Raiders lead series, 4-3;
See Carolina vs. Las Vegas

LAS VEGAS vs. CHICAGO
RS: Raiders lead series, 8-7;
See Chicago vs. Las Vegas

LAS VEGAS vs. CINCINNATI
RS: Raiders lead series, 19-11
PS: Raiders lead series, 2-0;
See Cincinnati vs. Las Vegas

LAS VEGAS vs. CLEVELAND
RS: Raiders lead series, 14-10
PS: Raiders lead series, 2-0;
See Cleveland vs. Las Vegas

LAS VEGAS vs. DALLAS
RS: Series tied, 6-6;
See Dallas vs. Las Vegas

LAS VEGAS vs. DENVER
RS: Raiders lead series, 66-53-2
PS: Series tied, 1-1;
See Denver vs. Las Vegas

LAS VEGAS vs. DETROIT
RS: Raiders lead series, 7-6;
See Detroit vs. Las Vegas

LAS VEGAS vs. GREEN BAY
RS: Packers lead series, 8-5
PS: Packers lead series, 1-0;
See Green Bay vs. Las Vegas

LAS VEGAS vs. HOUSTON
RS: Texans lead series, 7-4
PS: Texans lead series, 1-0;
See Houston vs. Las Vegas

LAS VEGAS vs. INDIANAPOLIS
RS: Raiders lead series, 9-8
PS: Series tied, 1-1;
See Indianapolis vs. Las Vegas

LAS VEGAS vs. JACKSONVILLE
RS: Jaguars lead series, 5-4;
See Jacksonville vs. Las Vegas

LAS VEGAS vs. KANSAS CITY
RS: Chiefs lead series, 66-53-2
PS: Chiefs lead series, 2-1;
See Kansas City vs. Las Vegas

***LAS VEGAS vs. **L.A. CHARGERS**
RS: Raiders lead series, 65-55-2
PS: Raiders lead series, 1-0
1960—Chargers, 52-28 (LA)
Chargers, 41-17 (O)

1961—Chargers, 44-0 (SD)
Chargers, 41-10 (O)

1962—Chargers, 42-33 (O)
Chargers, 31-21 (SD)

1963—Raiders, 34-33 (SD)
Raiders, 41-27 (O)

1964—Chargers, 31-17 (SD)
Raiders, 21-20 (O)

1965—Chargers, 17-6 (O)
Chargers, 24-14 (SD)

1966—Chargers, 29-20 (O)
Raiders, 41-19 (SD)

1967—Raiders, 51-10 (O)
Raiders, 41-21 (SD)

1968—Chargers, 23-14 (O)
Raiders, 34-27 (SD)

1969—Raiders, 24-12 (SD)
Raiders, 21-16 (O)

1970—Tie, 27-27 (SD)
Raiders, 20-17 (O)

1971—Raiders, 34-0 (SD)
Raiders, 34-33 (SD)

1972—Tie, 17-17 (O)
Raiders, 21-19 (SD)

1973—Raiders, 27-17 (SD)
Raiders, 31-3 (O)

1974—Raiders, 14-10 (SD)
Raiders, 17-10 (O)

1975—Raiders, 6-0 (SD)
Raiders, 25-0 (O)

1976—Raiders, 27-17 (SD)
Raiders, 24-0 (O)

1977—Raiders, 24-0 (O)
Chargers, 12-7 (SD)

1978—Raiders, 21-20 (SD)
Chargers, 27-23 (O)

ALL-TIME TEAM VS. TEAM RESULTS

1979—Chargers, 30-10 (SD)
Raiders, 45-22 (O)
1980—Chargers, 30-24 (SD) OT
Raiders, 38-24 (O)
***Raiders, 34-27 (SD)
1981—Chargers, 55-21 (O)
Chargers, 23-10 (SD)
1982—Raiders, 28-24 (LA)
Raiders, 41-34 (SD)
1983—Raiders, 42-10 (SD)
Raiders, 30-14 (LA)
1984—Raiders, 33-30 (LA)
Raiders, 44-37 (SD)
1985—Raiders, 34-21 (LA)
Chargers, 40-34 (SD) OT
1986—Raiders, 17-13 (LA)
Raiders, 37-31 (SD) OT
1987—Chargers, 23-17 (LA)
Chargers, 16-14 (SD)
1988—Raiders, 24-13 (LA)
Raiders, 13-3 (SD)
1989—Raiders, 40-14 (LA)
Chargers, 14-12 (SD)
1990—Raiders, 24-9 (SD)
Raiders, 17-12 (LA)
1991—Chargers, 21-13 (LA)
Raiders, 9-7 (SD)
1992—Chargers, 27-3 (SD)
Chargers, 36-14 (LA)
1993—Chargers, 30-23 (LA)
Raiders, 12-7 (SD)
1994—Chargers, 26-24 (LA)
Raiders, 24-17 (SD)
1995—Raiders, 17-7 (O)
Chargers, 12-6 (SD)
1996—Chargers, 40-34 (O)
Raiders, 23-14 (SD)
1997—Chargers, 25-10 (O)
Raiders, 38-13 (SD)
1998—Raiders, 7-6 (O)
Raiders, 17-10 (SD)
1999—Raiders, 28-9 (O)
Chargers, 23-20 (SD)
2000—Raiders, 9-6 (O)
Raiders, 15-13 (SD)
2001—Raiders, 34-24 (O)
Raiders, 13-6 (SD)
2002—Chargers, 27-21 (O) OT
Raiders, 27-7 (SD)
2003—Raiders, 34-31 (O) OT
Chargers, 21-14 (SD)
2004—Chargers, 42-14 (SD)
Chargers, 23-17 (O)
2005—Chargers, 27-14 (O)
Chargers, 34-10 (SD)
2006—Chargers, 27-0 (O)
Chargers, 21-14 (SD)
2007—Chargers, 28-14 (SD)
Chargers, 30-17 (O)
2008—Chargers, 28-18 (O)
Chargers, 34-7 (SD)
2009—Chargers, 24-20 (O)
Chargers, 24-16 (SD)
2010—Raiders, 35-27 (O)
Raiders, 28-13 (SD)
2011—Raiders, 24-17 (SD)
Chargers, 38-26 (O)
2012—Chargers, 22-14 (O)
Chargers, 24-21 (SD)
2013—Raiders, 27-17 (O)
Chargers, 26-13 (SD)
2014—Chargers, 31-28 (O)
Chargers, 13-6 (SD)
2015—Raiders, 37-29 (SD)
Raiders, 23-20 (O) OT
2016—Raiders, 34-31 (O)
Raiders, 19-16 (SD)

2017—Chargers, 17-16 (O)
Chargers, 30-10 (LA)
2018—Chargers, 26-10 (LA)
Chargers, 20-6 (O)
2019—Raiders, 26-24 (O)
Raiders, 24-17 (LA)
2020—Raiders, 31-26 (LA)
Chargers, 30-27 (LV) OT
(RS Pts.—Raiders 2,671, Chargers 2,652)
(PS Pts.—Raiders 34, Chargers 27)
**Franchise in Los Angeles from 1982-94 and in Oakland from 1960-81 and from 1995-2019*
***Franchise in San Diego from 1961-2016*
****AFC Championship*
***LAS VEGAS vs. **L.A. RAMS**
RS: Raiders lead series, 8-6
1972—Raiders, 45-17 (O)
1977—Rams, 20-14 (LA)
1979—Raiders, 24-17 (LA)
1982—Raiders, 37-31 (LA Raiders)
1985—Raiders, 16-6 (LA Rams)
1988—Rams, 22-17 (LA Raiders)
1991—Raiders, 20-17 (LA Raiders)
1994—Raiders, 20-17 (LA Rams)
1997—Raiders, 35-17 (O)
2002—Rams, 28-13 (StL)
2006—Rams, 20-0 (O)
2010—Raiders, 16-14 (O)
2014—Rams, 52-0 (StL)
2018—Rams, 33-13 (O)
(RS Pts.—Rams 311, Raiders 270)
**Franchise in Los Angeles from 1982-94 and in Oakland from 1960-81 and from 1995-2019*
***Franchise in St. Louis from 1995-2015*
***LAS VEGAS vs. MIAMI**
RS: Dolphins lead series, 18-17-1
PS: Raiders lead series, 3-1
1966—Raiders, 23-14 (M)
Raiders, 21-10 (O)
1967—Raiders, 31-17 (O)
1968—Raiders, 47-21 (M)
1969—Raiders, 20-17 (O)
Tie, 20-20 (M)
1970—Dolphins, 20-13 (M)
**Raiders, 21-14 (O)
1973—Raiders, 12-7 (O)
***Dolphins, 27-10 (M)
1974—**Raiders, 28-26 (O)
1975—Raiders, 31-21 (M)
1978—Dolphins, 23-6 (M)
1979—Raiders, 13-3 (O)
1980—Raiders, 16-10 (O)
1981—Raiders, 33-17 (M)
1983—Raiders, 27-14 (LA)
1984—Raiders, 45-34 (M)
1986—Raiders, 30-28 (M)
1988—Dolphins, 24-14 (LA)
1990—Raiders, 13-10 (M)
1992—Dolphins, 20-7 (M)
1994—Dolphins, 20-17 (M) OT
1996—Raiders, 17-7 (O)
1997—Dolphins, 34-16 (O)
1998—Dolphins, 27-17 (O)
1999—Dolphins, 16-9 (O)
2000—**Raiders, 27-0 (O)
2001—Dolphins, 18-15 (M)
2002—Dolphins, 23-17 (M)
2005—Dolphins, 33-21 (O)
2007—Raiders, 35-17 (M)
2008—Dolphins, 17-15 (M)
2010—Dolphins, 33-17 (O)
2011—Dolphins, 34-14 (M)
2012—Dolphins, 35-13 (M)
2014—Dolphins, 38-14 (London)
2017—Raiders, 27-24 (M)
2018—Dolphins, 28-20 (M)
2020—Dolphins, 26-25 (LV)

(RS Pts.—Dolphins 760, Raiders 731)
(PS Pts.—Raiders 86, Dolphins 67)
**Franchise in Los Angeles from 1982-94 and in Oakland from 1960-81 and from 1995-2019*
***AFC Divisional Playoff*
****AFC Championship*
***LAS VEGAS vs. MINNESOTA**
RS: Raiders lead series, 9-6
PS: Raiders lead series, 1-0
1973—Vikings, 24-16 (M)
1976—**Raiders, 32-14 (Pasadena)
1977—Raiders, 35-13 (O)
1978—Raiders, 27-20 (O)
1981—Raiders, 36-10 (M)
1984—Raiders, 23-20 (LA)
1987—Vikings, 31-20 (M)
1990—Raiders, 28-24 (M)
1993—Raiders, 24-7 (LA)
1996—Vikings, 16-13 (O) OT
1999—Raiders, 22-17 (M)
2003—Raiders, 28-18 (O)
2007—Vikings, 29-22 (M)
2011—Raiders, 27-21 (M)
2015—Vikings, 30-14 (O)
2019—Vikings, 34-14 (M)
(RS Pts.—Raiders 349, Vikings 314)
(PS Pts.—Raiders 32, Vikings 14)
**Franchise in Los Angeles from 1982-94 and in Oakland from 1960-81 and from 1995-2019*
***Super Bowl XI*
***LAS VEGAS vs. **NEW ENGLAND**
RS: Patriots lead series, 18-14-1
PS: Patriots lead series, 2-1
1960—Raiders, 27-14 (O)
Patriots, 34-28 (B)
1961—Patriots, 20-17 (B)
Patriots, 35-21 (O)
1962—Patriots, 26-16 (B)
Raiders, 20-0 (O)
1963—Patriots, 20-14 (O)
Patriots, 20-14 (B)
1964—Patriots, 17-14 (O)
Tie, 43-43 (B)
1965—Raiders, 24-10 (B)
Raiders, 30-21 (O)
1966—Patriots, 24-21 (B)
1967—Raiders, 35-7 (O)
Raiders, 48-14 (B)
1968—Raiders, 41-10 (O)
1969—Raiders, 38-23 (B)
1971—Patriots, 20-6 (NE)
1974—Raiders, 41-26 (O)
1976—Patriots, 48-17 (NE)
***Raiders, 24-21 (O)
1978—Patriots, 21-14 (O)
1981—Raiders, 27-17 (O)
1985—Raiders, 35-20 (NE)
***Patriots, 27-20 (LA)
1987—Patriots, 26-23 (NE)
1989—Raiders, 24-21 (LA)
1994—Raiders, 21-17 (NE)
2001—***Patriots, 16-13 (NE) OT
2002—Raiders, 27-20 (O)
2005—Patriots, 30-20 (NE)
2008—Patriots, 49-26 (O)
2011—Patriots, 31-19 (O)
2014—Patriots, 16-9 (NE)
2017—Patriots, 33-8 (Mexico)
2020—Patriots, 36-20 (NE)
(RS Pts.—Raiders 788, Patriots 769)
(PS Pts.—Patriots 64, Raiders 57)
**Franchise in Los Angeles from 1982-94 and in Oakland from 1960-81 and from 1995-2019*
***Franchise in Boston prior to 1971*
****AFC Divisional Playoff*

ALL-TIME TEAM VS. TEAM RESULTS

***LAS VEGAS vs. NEW ORLEANS**

RS: Raiders lead series, 7-6-1
 1971—Tie, 21-21 (NO)
 1975—Raiders, 48-10 (O)
 1979—Raiders, 42-35 (NO)
 1985—Raiders, 23-13 (LA)
 1988—Saints, 20-6 (NO)
 1991—Saints, 27-0 (NO)
 1994—Raiders, 24-19 (LA)
 1997—Saints, 13-10 (O)
 2000—Raiders, 31-22 (NO)
 2004—Saints, 31-26 (O)
 2008—Saints, 34-3 (NO)
 2012—Saints, 38-17 (O)
 2016—Raiders, 35-34 (NO)
 2020—Raiders, 34-24 (LV)
 (RS Pts.—Saints 341, Raiders 320)
**Franchise in Los Angeles from 1982-94 and in Oakland from 1960-81 and from 1995-2019*

***LAS VEGAS vs. N.Y. GIANTS**

RS: Raiders lead series, 8-5
 1973—Raiders, 42-0 (O)
 1980—Raiders, 33-17 (NY)
 1983—Raiders, 27-12 (LA)
 1986—Giants, 14-9 (LA)
 1989—Giants, 34-17 (NY)
 1992—Raiders, 13-10 (LA)
 1995—Raiders, 17-13 (NY)
 1998—Raiders, 20-17 (O)
 2001—Raiders, 28-10 (NY)
 2005—Giants, 30-21 (O)
 2009—Giants, 44-7 (NY)
 2013—Giants, 24-20 (NY)
 2017—Raiders, 24-17 (O)
 (RS Pts.—Raiders 278, Giants 242)
**Franchise in Los Angeles from 1982-94 and in Oakland from 1960-81 and from 1995-2019*

***LAS VEGAS vs. **N.Y. JETS**

RS: Raiders lead series, 24-18-2
 PS: Series tied, 2-2
 1960—Raiders, 28-27 (NY)
 Titans, 31-28 (O)
 1961—Titans, 14-6 (O)
 Titans, 23-12 (NY)
 1962—Titans, 28-17 (O)
 Titans, 31-21 (NY)
 1963—Jets, 10-7 (NY)
 Raiders, 49-26 (O)
 1964—Jets, 35-13 (NY)
 Raiders, 35-26 (O)
 1965—Tie, 24-24 (NY)
 Raiders, 24-14 (O)
 1966—Raiders, 24-21 (NY)
 Tie, 28-28 (O)
 1967—Jets, 27-14 (NY)
 Raiders, 38-29 (O)
 1968—Raiders, 43-32 (O)
 **Jets, 27-23 (NY)
 1969—Raiders, 27-14 (NY)
 1970—Raiders, 14-13 (NY)
 1972—Raiders, 24-16 (O)
 1977—Raiders, 28-27 (NY)
 1979—Jets, 28-19 (NY)
 1982—****Jets, 17-14 (LA)
 1985—Raiders, 31-0 (LA)
 1989—Raiders, 14-7 (NY)
 1993—Raiders, 24-20 (LA)
 1995—Raiders, 47-10 (NY)
 1996—Raiders, 34-13 (NY)
 1997—Jets 23-22 (NY)
 1999—Raiders, 24-23 (O)
 2000—Raiders, 31-7 (O)
 2001—Jets, 24-22 (O)
 ****Raiders, 38-24 (O)
 2002—Raiders, 26-20 (O)
 ****Raiders, 30-10 (O)
 2003—Jets, 27-24 (O) OT
 2005—Jets, 26-10 (NY)

2006—Jets, 23-3 (NY)
 2008—Raiders, 16-13 (O) OT
 2009—Jets, 38-0 (O)
 2011—Raiders, 34-24 (O)
 2013—Jets, 37-27 (NY)
 2014—Jets, 19-14 (NY)
 2015—Raiders, 34-20 (O)
 2017—Raiders, 45-20 (O)
 2019—Jets, 34-3 (NY)
 2020—Raiders, 31-28 (NY)
 (RS Pts.—Raiders 1,039, Jets 980)
 (PS Pts.—Raiders 105, Jets 78)
**Franchise in Los Angeles from 1982-94 and in Oakland from 1960-81 and from 1995-2019*
***Jets known as Titans prior to 1963*

*****AFL Championship********AFC Second-Round Playoff********AFC First-Round Playoff*****LAS VEGAS vs. PHILADELPHIA**

RS: Eagles lead series, 7-5
 PS: Raiders lead series, 1-0
 1971—Raiders, 34-10 (O)
 1976—Raiders, 26-7 (P)
 1980—Eagles, 10-7 (P)
 **Raiders, 27-10 (New Orleans)
 1986—Eagles, 33-27 (LA) OT
 1989—Eagles, 10-7 (P)
 1992—Eagles, 31-10 (P)
 1995—Raiders, 48-17 (O)
 2001—Raiders, 20-10 (P)
 2005—Eagles, 23-20 (P)
 2009—Raiders, 13-9 (O)
 2013—Eagles, 49-20 (O)
 2017—Eagles, 19-10 (P)
 (RS Pts.—Raiders 242, Eagles 228)
 (PS Pts.—Raiders 27, Eagles 10)

**Franchise in Los Angeles from 1982-94 and in Oakland from 1960-81 and from 1995-2019*

****Super Bowl XV*****LAS VEGAS vs. PITTSBURGH**

RS: Raiders lead series, 13-10
 PS: Series tied, 3-3
 1970—Raiders, 31-14 (O)
 1972—Steelers, 34-28 (P)
 **Steelers, 13-7 (P)
 1973—Steelers, 17-9 (O)
 **Raiders, 33-14 (O)
 1974—Raiders, 17-0 (P)
 ***Steelers, 24-13 (O)
 1975—***Steelers, 16-10 (P)
 1976—Raiders, 31-28 (O)
 ***Raiders, 24-7 (O)
 1977—Raiders, 16-7 (P)
 1980—Raiders, 45-34 (P)
 1981—Raiders, 30-27 (O)
 1983—**Raiders, 38-10 (LA)
 1984—Steelers, 13-7 (LA)
 1990—Raiders, 20-3 (LA)
 1994—Steelers, 21-3 (LA)
 1995—Steelers, 29-10 (O)
 2000—Steelers, 21-20 (P)
 2002—Raiders, 30-17 (P)
 2003—Steelers, 27-7 (P)
 2004—Steelers, 24-21 (P)
 2006—Raiders, 20-13 (O)
 2009—Raiders, 27-24 (P)
 2010—Steelers, 35-3 (P)
 2012—Raiders, 34-31 (O)
 2013—Raiders, 21-18 (O)
 2015—Steelers, 38-35 (P)
 2018—Raiders, 24-21 (O)
 (RS Pts.—Steelers 496, Raiders 489)
 (PS Pts.—Raiders 125, Steelers 84)
**Franchise in Los Angeles from 1982-94 and in Oakland from 1960-81 and from 1995-2019*

****AFC Divisional Playoff*******AFC Championship*****LAS VEGAS vs. SAN FRANCISCO**

RS: Series tied, 7-7
 1970—49ers, 38-7 (O)
 1974—Raiders, 35-24 (SF)
 1979—Raiders, 23-10 (O)
 1982—Raiders, 23-17 (SF)
 1985—49ers, 34-10 (LA)
 1988—Raiders, 9-3 (SF)
 1991—Raiders, 12-6 (LA)
 1994—49ers, 44-14 (SF)
 2000—Raiders, 34-28 (SF) OT
 2002—49ers, 23-20 (O) OT
 2006—49ers, 34-20 (SF)
 2010—49ers, 17-9 (SF)
 2014—Raiders, 24-13 (O)
 2018—49ers, 34-3 (SF)
 (RS Pts.—49ers 325, Raiders 243)
**Franchise in Los Angeles from 1982-94 and in Oakland from 1960-81 and from 1995-2019*

***LAS VEGAS vs. SEATTLE**

RS: Raiders lead series, 28-25
 PS: Series tied, 1-1
 1977—Raiders, 44-7 (O)
 1978—Seahawks, 27-7 (S)
 Seahawks, 17-16 (O)
 1979—Seahawks, 27-10 (S)
 Seahawks, 29-24 (O)
 1980—Raiders, 33-14 (O)
 Raiders, 19-17 (S)
 1981—Raiders, 20-10 (O)
 Raiders, 32-31 (S)
 1982—Raiders, 28-23 (LA)
 1983—Seahawks, 38-36 (S)
 Seahawks, 34-21 (LA)
 **Raiders, 30-14 (LA)
 1984—Raiders, 28-14 (LA)
 Seahawks, 17-14 (S)
 ***Seahawks, 13-7 (S)
 1985—Seahawks, 33-3 (S)
 Raiders, 13-3 (LA)
 1986—Raiders, 14-10 (LA)
 Seahawks, 37-0 (S)
 1987—Seahawks, 35-13 (LA)
 Raiders, 37-14 (S)
 1988—Seahawks, 35-27 (S)
 Seahawks, 43-37 (LA)
 1989—Seahawks, 24-20 (LA)
 Seahawks, 23-17 (S)
 1990—Raiders, 17-13 (S)
 Raiders, 24-17 (LA)
 1991—Raiders, 23-20 (S) OT
 Raiders, 31-7 (LA)
 1992—Raiders, 19-0 (S)
 Raiders, 20-3 (LA)
 1993—Raiders, 17-13 (S)
 Raiders, 27-23 (LA)
 1994—Seahawks, 38-9 (LA)
 Raiders, 17-16 (S)
 1995—Raiders, 34-14 (O)
 Seahawks, 44-10 (S)
 1996—Raiders, 27-21 (S)
 Seahawks, 28-21 (O)
 1997—Seahawks, 45-34 (S)
 Seahawks, 22-21 (O)
 1998—Raiders, 31-18 (S)
 Raiders, 20-17 (O)
 1999—Seahawks, 22-21 (S)
 Raiders, 30-21 (O)
 2000—Raiders, 31-3 (O)
 Seahawks, 27-24 (S)
 2001—Raiders, 38-14 (O)
 Seahawks, 34-27 (S)
 2002—Raiders, 31-17 (O)
 2006—Seahawks, 16-0 (S)
 2010—Raiders, 33-3 (O)
 2014—Seahawks, 30-24 (S)
 2018—Seahawks, 27-3 (London)
 (RS Pts.—Raiders 1,177, Seahawks 1,135)

ALL-TIME TEAM VS. TEAM RESULTS

(PS Pts.—Raiders 37, Seahawks 27)
**Franchise in Los Angeles from 1982-94 and in Oakland from 1960-81 and from 1995-2019*
****AFC Championship**
*****AFC First-Round Playoff**
***LAS VEGAS vs. TAMPA BAY**
 RS: Raiders lead series, 7-3
 PS: Buccaneers lead series, 1-0
 1976—Raiders, 49-16 (O)
 1981—Raiders, 18-16 (O)
 1993—Raiders, 27-20 (LA)
 1996—Buccaneers, 20-17 (TB) OT
 1999—Raiders, 45-0 (O)
 2002—**Buccaneers, 48-21 (San Diego)
 2004—Raiders, 30-20 (O)
 2008—Raiders, 31-24 (TB)
 2012—Buccaneers, 42-32 (O)
 2016—Raiders, 30-24 (TB) OT
 2020—Buccaneers, 45-20 (LV)
 (RS Pts.—Raiders 299, Buccaneers 227)
 (PS Pts.—Buccaneers 48, Raiders 21)
**Franchise in Los Angeles from 1982-94 and in Oakland from 1960-81 and from 1995-2019*
*****Super Bowl XXXVII**
***LAS VEGAS vs. TENNESSEE**
 RS: Raiders lead series, 26-21
 PS: Raiders lead series, 4-0
 1960—Oilers, 37-22 (O)
 Raiders, 14-13 (H)
 1961—Oilers, 55-0 (H)
 Oilers, 47-16 (O)
 1962—Oilers, 28-20 (O)
 Oilers, 32-17 (H)
 1963—Raiders, 24-13 (H)
 Raiders, 52-49 (O)
 1964—Oilers, 42-28 (H)
 Raiders, 20-10 (O)
 1965—Raiders, 21-17 (O)
 Raiders, 33-21 (H)
 1966—Oilers, 31-0 (H)
 Raiders, 38-23 (O)
 1967—Raiders, 19-7 (H)
 ***Raiders, 40-7 (O)
 1968—Raiders, 24-15 (H)
 1969—Raiders, 21-17 (O)
 ***Raiders, 56-7 (O)
 1971—Raiders, 41-21 (O)
 1972—Raiders, 34-0 (H)
 1973—Raiders, 17-6 (H)
 1975—Oilers, 27-26 (O)
 1976—Raiders, 14-13 (H)
 1977—Raiders, 34-29 (O)
 1978—Raiders, 21-17 (O)
 1979—Oilers, 31-17 (H)
 1980—****Raiders, 27-7 (O)
 1981—Oilers, 17-16 (H)
 1983—Raiders, 20-6 (LA)
 1984—Raiders, 24-14 (H)
 1986—Raiders, 28-17 (H)
 1988—Oilers, 38-35 (H)
 1989—Oilers, 23-7 (H)
 1991—Oilers, 47-17 (H)
 1994—Raiders, 17-14 (LA)
 1997—Oilers, 24-21 (T) OT
 1999—Titans, 21-14 (T)
 2001—Titans, 13-10 (O)
 2002—Raiders, 52-25 (O)
 ****Raiders, 41-24 (O)
 2003—Titans, 25-20 (T)
 2004—Raiders, 40-35 (O)
 2005—Raiders, 34-25 (T)
 2007—Titans, 13-9 (T)
 2010—Titans, 38-13 (T)
 2013—Titans, 23-19 (O)
 2015—Raiders, 24-21 (T)
 2016—Raiders, 17-10 (T)
 2017—Raiders, 26-16 (T)
 2019—Titans, 42-21 (O)

(RS Pts.—Titans 1,108, Raiders 1,057)
 (PS Pts.—Raiders 164, Titans 45)
**Franchise in Los Angeles from 1982-94 and in Oakland from 1960-81 and from 1995-2019*
****Franchise in Houston prior to 1997; known as Oilers prior to 1999**
*****AFL Championship**
******Inter-Divisional Playoff**
*******AFC First-Round Playoff**
*******AFC Championship**
***LAS VEGAS vs. **WASHINGTON**
 RS: Raiders lead series, 7-6
 PS: Raiders lead series, 1-0
 1970—Raiders, 34-20 (O)
 1975—Raiders, 26-23 (W) OT
 1980—Raiders, 24-21 (O)
 1983—Redskins, 37-35 (W)
 ***Raiders, 38-9 (Tampa)
 1986—Redskins, 10-6 (W)
 1989—Raiders, 37-24 (LA)
 1992—Raiders, 21-20 (W)
 1995—Raiders, 20-8 (W)
 1998—Redskins, 29-19 (O)
 2005—Raiders, 16-13 (W)
 2009—Redskins, 34-13 (O)
 2013—Redskins, 24-14 (O)
 2017—Redskins, 27-10 (W)
 (RS Pts.—Washington 290, Raiders 275)
 (PS Pts.—Raiders 38, Washington 9)
**Franchise in Los Angeles from 1982-94 and in Oakland from 1960-81 and from 1995-2019*
****Franchise known as Redskins prior to 2020**
*****Super Bowl XVIII**

L.A. CHARGERS vs. ARIZONA
 RS: Chargers lead series, 10-4;
 See Arizona vs. L.A. Chargers
L.A. CHARGERS vs. ATLANTA
 RS: Falcons lead series, 8-3;
 See Atlanta vs. L.A. Chargers
L.A. CHARGERS vs. BALTIMORE
 RS: Ravens lead series, 7-5
 PS: Chargers lead series, 1-0;
 See Baltimore vs. L.A. Chargers
L.A. CHARGERS vs. BUFFALO
 RS: Chargers lead series, 24-11-2
 PS: Bills lead series, 2-1;
 See Buffalo vs. L.A. Chargers
L.A. CHARGERS vs. CAROLINA
 RS: Panthers lead series, 6-1;
 See Carolina vs. L.A. Chargers
L.A. CHARGERS vs. CHICAGO
 RS: Bears lead series, 7-6;
 See Chicago vs. L.A. Chargers
L.A. CHARGERS vs. CINCINNATI
 RS: Chargers lead series, 21-14
 PS: Series tied, 1-1;
 See Cincinnati vs. L.A. Chargers
L.A. CHARGERS vs. CLEVELAND
 RS: Chargers lead series, 17-9-1;
 See Cleveland vs. L.A. Chargers
L.A. CHARGERS vs. DALLAS
 RS: Cowboys lead series, 6-5;
 See Dallas vs. L.A. Chargers
L.A. CHARGERS vs. DENVER
 RS: Broncos lead series, 68-53-1
 PS: Broncos lead series, 1-0;
 See Denver vs. L.A. Chargers
L.A. CHARGERS vs. DETROIT
 RS: Chargers lead series, 7-5;
 See Detroit vs. L.A. Chargers
L.A. CHARGERS vs. GREEN BAY
 RS: Packers lead series, 10-2;
 See Green Bay vs. L.A. Chargers
L.A. CHARGERS vs. HOUSTON
 RS: Chargers lead series, 5-2;
 See Houston vs. L.A. Chargers

L.A. CHARGERS vs. INDIANAPOLIS
 RS: Chargers lead series, 17-10
 PS: Chargers lead series, 2-1;
 See Indianapolis vs. L.A. Chargers
L.A. CHARGERS vs. JACKSONVILLE
 RS: Chargers lead series, 9-3;
 See Jacksonville vs. L.A. Chargers
L.A. CHARGERS vs. KANSAS CITY
 RS: Chiefs lead series, 64-56-1
 PS: Chargers lead series, 1-0;
 See Kansas City vs. L.A. Chargers
L.A. CHARGERS vs. LAS VEGAS
 RS: Raiders lead series, 65-55-2
 PS: Raiders lead series, 1-0;
 See Las Vegas vs. L.A. Chargers
***L.A. CHARGERS vs. **L.A. RAMS**
 RS: Rams lead series, 7-5
 1970—Rams, 37-10 (LA)
 1975—Rams, 13-10 (SD) OT
 1979—Chargers, 40-16 (LA)
 1988—Chargers, 38-24 (LA)
 1991—Rams, 30-24 (LA)
 1994—Chargers, 31-17 (SD)
 2000—Rams, 57-31 (StL)
 2002—Rams, 28-24 (StL)
 2006—Chargers, 38-24 (SD)
 2010—Rams, 20-17 (StL)
 2014—Chargers, 27-24 (SD)
 2018—Rams, 35-23 (LAR)
 (RS Pts.—Rams 325, Chargers 313)
**Franchise in San Diego from 1961-2016*
****Franchise in St. Louis from 1995-2015**
***L.A. CHARGERS vs. MIAMI**
 RS: Dolphins lead series, 17-14
 PS: Series tied, 2-2
 1966—Chargers, 44-10 (SD)
 1967—Chargers, 24-0 (SD)
 Dolphins, 41-24 (M)
 1968—Chargers, 34-28 (SD)
 1969—Chargers, 21-14 (M)
 1972—Dolphins, 24-10 (M)
 1974—Dolphins, 28-21 (SD)
 1977—Chargers, 14-13 (M)
 1978—Dolphins, 28-21 (SD)
 1980—Chargers, 27-24 (M) OT
 1981—**Chargers, 41-38 (M) OT
 1982—***Dolphins, 34-13 (M)
 1984—Chargers, 34-28 (SD) OT
 1986—Chargers, 50-28 (SD)
 1988—Dolphins, 31-28 (M)
 1991—Chargers, 38-30 (SD)
 1992—**Dolphins, 31-0 (M)
 1993—Chargers, 45-20 (SD)
 1994—**Chargers, 22-21 (SD)
 1995—Dolphins, 24-14 (SD)
 1999—Dolphins, 12-9 (M)
 2000—Dolphins, 17-7 (SD)
 2002—Dolphins, 30-3 (M)
 2003—Dolphins, 26-10 (Arizona)
 2005—Dolphins, 23-21 (SD)
 2008—Dolphins, 17-10 (M)
 2009—Chargers, 23-13 (SD)
 2011—Chargers, 26-16 (SD)
 2013—Dolphins, 20-16 (M)
 2014—Dolphins, 37-0 (M)
 2015—Chargers, 30-14 (SD)
 2016—Dolphins, 31-24 (SD)
 2017—Dolphins, 19-17 (LAC)
 2019—Chargers, 30-10 (M)
 2020—Dolphins, 29-21 (M)
 (RS Pts.—Chargers 696, Dolphins 685)
 (PS Pts.—Dolphins 124, Chargers 76)
**Franchise in San Diego from 1961-2016*
****AFC Divisional Playoff**
*****AFC Second-Round Playoff**
***L.A. CHARGERS vs. MINNESOTA**
 RS: Vikings lead series, 7-6
 1971—Chargers, 30-14 (SD)

ALL-TIME TEAM VS. TEAM RESULTS

1975—Vikings, 28-13 (M)
 1978—Chargers, 13-7 (M)
 1981—Vikings, 33-31 (SD)
 1984—Chargers, 42-13 (M)
 1985—Vikings, 21-17 (M)
 1993—Chargers, 30-17 (M)
 1999—Vikings, 35-27 (M)
 2003—Chargers, 42-28 (SD)
 2007—Vikings, 35-17 (M)
 2011—Chargers, 24-17 (SD)
 2015—Vikings, 31-14 (M)
 2019—Vikings, 39-10 (LA)
 (RS Pts.—Vikings 318, Chargers, 310)
**Franchise is San Diego from 1961-2016*
***L.A. CHARGERS vs. **NEW ENGLAND**
 RS: Patriots lead series, 23-14-2
 PS: Patriots lead series, 3-1
 1960—Patriots, 35-0 (LA)
 Chargers, 45-16 (B)
 1961—Chargers, 38-27 (B)
 Patriots, 41-0 (SD)
 1962—Patriots, 24-20 (B)
 Patriots, 20-14 (SD)
 1963—Chargers, 17-13 (SD)
 Chargers, 7-6 (B)
 ***Chargers, 51-10 (SD)
 1964—Patriots, 33-28 (SD)
 Chargers, 26-17 (B)
 1965—Tie, 10-10 (B)
 Patriots, 22-6 (SD)
 1966—Chargers, 24-0 (SD)
 Patriots, 35-17 (B)
 1967—Chargers, 28-14 (SD)
 Tie, 31-31 (SD)
 1968—Chargers, 27-17 (B)
 1969—Chargers, 13-10 (B)
 Chargers, 28-18 (SD)
 1970—Chargers, 16-14 (B)
 1973—Patriots, 30-14 (NE)
 1975—Patriots, 33-19 (SD)
 1977—Patriots, 24-20 (SD)
 1978—Patriots, 28-23 (NE)
 1979—Patriots, 27-21 (NE)
 1983—Patriots, 37-21 (NE)
 1994—Patriots, 23-17 (NE)
 1996—Patriots, 45-7 (SD)
 1997—Patriots, 41-7 (NE)
 2001—Patriots, 29-26 (NE) OT
 2002—Chargers, 21-14 (SD)
 2005—Chargers, 41-17 (NE)
 2006—****Patriots, 24-21 (SD)
 2007—Patriots, 38-14 (NE)
 ****Patriots, 21-12 (NE)
 2008—Chargers, 30-10 (SD)
 2010—Patriots, 23-20 (SD)
 2011—Patriots, 35-21 (NE)
 2014—Patriots, 23-14 (SD)
 2017—Patriots, 21-13 (NE)
 2018—****Patriots, 41-28 (NE)
 2020—Patriots, 45-0 (LA)
 (RS Pts.—Patriots 949, Chargers 747)
 (PS Pts.—Chargers 112, Patriots 96)
**Franchise in San Diego from 1961-2016*
***Franchise in Boston prior to 1971*
 ***AFL Championship
 ****AFC Divisional Playoff
 *****AFC Championship
***L.A. CHARGERS vs. NEW ORLEANS**
 RS: Chargers lead series, 7-6
 1973—Chargers, 17-14 (SD)
 1977—Chargers, 14-0 (NO)
 1979—Chargers, 35-0 (NO)
 1988—Saints, 23-17 (SD)
 1991—Chargers, 24-21 (SD)
 1994—Chargers, 36-22 (NO)
 1997—Chargers, 20-6 (NO)
 2000—Saints, 28-27 (SD)
 2004—Chargers, 43-17 (SD)

2008—Saints, 37-32 (London)
 2012—Saints, 31-24 (NO)
 2016—Saints, 35-34 (SD)
 2020—Saints, 30-27 (NO) OT
 (RS Pts.—Chargers 350, Saints 264)
**Franchise in San Diego from 1961-2016*
***L.A. CHARGERS vs. N.Y. GIANTS**
 RS: Chargers lead series, 7-5
 1971—Giants, 35-17 (NY)
 1975—Giants, 35-24 (NY)
 1980—Chargers, 44-7 (SD)
 1983—Chargers, 41-34 (NY)
 1986—Giants, 20-7 (NY)
 1989—Giants, 20-13 (SD)
 1995—Chargers, 27-17 (NY)
 1998—Giants, 34-16 (SD)
 2005—Chargers, 45-23 (SD)
 2009—Chargers, 21-20 (NY)
 2013—Chargers, 37-14 (SD)
 2017—Chargers, 27-22 (NY)
 (RS Pts.—Chargers 319, Giants 281)
**Franchise in San Diego from 1961-2016*
***L.A. CHARGERS vs. **N.Y. JETS**
 RS: Chargers lead series, 23-12-1
 PS: Jets lead series, 2-0
 1960—Chargers, 21-7 (NY)
 Chargers, 50-43 (LA)
 1961—Chargers, 25-10 (NY)
 Chargers, 48-13 (SD)
 1962—Chargers, 40-14 (SD)
 Titans, 23-3 (NY)
 1963—Chargers, 24-20 (SD)
 Chargers, 53-7 (NY)
 1964—Tie, 17-17 (NY)
 Chargers, 38-3 (SD)
 1965—Chargers, 34-9 (NY)
 Chargers, 38-7 (SD)
 1966—Jets, 17-16 (NY)
 Chargers, 42-27 (SD)
 1967—Jets, 42-31 (SD)
 1968—Jets, 23-20 (NY)
 Jets, 37-15 (SD)
 1969—Chargers, 34-27 (SD)
 1971—Chargers, 49-21 (SD)
 1974—Jets, 27-14 (NY)
 1975—Chargers, 24-16 (SD)
 1983—Jets, 41-29 (SD)
 1989—Jets, 20-17 (SD)
 1990—Chargers, 39-3 (NY)
 Chargers, 38-17 (SD)
 1991—Jets, 24-3 (NY)
 1994—Chargers, 21-6 (NY)
 2002—Jets, 44-13 (SD)
 2004—Jets, 34-28 (SD)
 ***Jets, 20-17 (SD) OT
 2005—Chargers, 31-26 (NY)
 2008—Chargers, 48-29 (SD)
 2009—****Jets, 17-14 (SD)
 2011—Jets, 27-21 (NY)
 2012—Chargers, 27-17 (NY)
 2014—Chargers, 31-0 (SD)
 2017—Chargers, 14-7 (NY)
 2020—Chargers, 34-28 (LA)
 (RS Pts.—Chargers 1,030, Jets 733)
 (PS Pts.—Jets 37, Chargers 31)
**Franchise in San Diego from 1961-2016*
***Jets known as Titans prior to 1963*
 ***AFC First-Round Playoff
 ****AFC Divisional Playoff
***L.A. CHARGERS vs. PHILADELPHIA**
 RS: Chargers lead series, 7-5
 1974—Eagles, 13-7 (SD)
 1980—Chargers, 22-21 (SD)
 1985—Chargers, 20-14 (SD)
 1986—Eagles, 23-7 (P)
 1989—Chargers, 20-17 (SD)
 1995—Chargers, 27-21 (P)
 1998—Chargers, 13-10 (SD)

2001—Eagles, 24-14 (P)
 2005—Eagles, 20-17 (P)
 2009—Chargers, 31-23 (SD)
 2013—Chargers, 33-30 (P)
 2017—Eagles, 26-24 (LA)
 (RS Pts.—Eagles 242, Chargers 235)
**Franchise in San Diego from 1961-2016*
***L.A. CHARGERS vs. PITTSBURGH**
 RS: Steelers lead series, 23-8
 PS: Chargers lead series, 2-1
 1971—Steelers, 21-17 (P)
 1972—Steelers, 24-2 (SD)
 1973—Steelers, 38-21 (P)
 1975—Steelers, 37-0 (SD)
 1976—Steelers, 23-0 (P)
 1977—Steelers, 10-9 (SD)
 1979—Chargers, 35-7 (SD)
 1980—Chargers, 26-17 (SD)
 1982—**Chargers, 31-28 (P)
 1983—Steelers, 26-3 (P)
 1984—Steelers, 52-24 (P)
 1985—Chargers, 54-44 (SD)
 1987—Steelers, 20-16 (SD)
 1988—Chargers, 20-14 (SD)
 1989—Steelers, 20-17 (P)
 1990—Steelers, 36-14 (P)
 1991—Steelers, 26-20 (P)
 1992—Steelers, 23-6 (SD)
 1993—Steelers, 16-3 (P)
 1994—Chargers, 37-34 (SD)
 ***Chargers, 17-13 (P)
 1995—Steelers, 31-16 (P)
 1996—Steelers, 16-3 (P)
 2000—Steelers, 34-21 (SD)
 2003—Steelers, 40-24 (P)
 2005—Steelers, 24-22 (SD)
 2006—Chargers, 23-13 (SD)
 2008—Steelers, 11-10 (P)
 ***Steelers, 35-24 (P)
 2009—Steelers, 38-28 (P)
 2012—Chargers, 34-24 (P)
 2015—Steelers, 24-20 (SD)
 2018—Chargers, 33-30 (P)
 2019—Steelers, 24-17 (LA)
 (RS Pts.—Steelers 797, Chargers 575)
 (PS Pts.—Steelers 76, Chargers 72)
**Franchise in San Diego from 1961-2016*
 **AFC First-Round Playoff
 ***AFC Championship
 ****AFC Divisional Playoff
***L.A. CHARGERS vs. SAN FRANCISCO**
 RS: Chargers lead series, 8-6
 PS: 49ers lead series, 1-0
 1972—49ers, 34-3 (SF)
 1976—Chargers, 13-7 (SD) OT
 1979—Chargers, 31-9 (SD)
 1982—Chargers, 41-37 (SF)
 1988—49ers, 48-10 (SD)
 1991—49ers, 34-14 (SF)
 1994—49ers, 38-15 (SD)
 **49ers, 49-26 (South Florida)
 1997—49ers, 17-10 (SF)
 2000—49ers, 45-17 (SD)
 2002—Chargers, 20-17 (SD) OT
 2006—Chargers, 48-19 (SF)
 2010—Chargers, 34-7 (SD)
 2014—Chargers, 38-35 (SF) OT
 2018—Chargers, 29-27 (LA)
 (RS Pts.—49ers 374, Chargers 323)
 (PS Pts.—49ers 49, Chargers 26)
**Franchise in San Diego from 1961-2016*
 **Super Bowl XXIX
***L.A. CHARGERS vs. SEATTLE**
 RS: Seahawks lead series, 26-25
 1977—Chargers, 30-28 (Sea)
 1978—Chargers, 24-20 (Sea)
 Chargers, 37-10 (SD)

ALL-TIME TEAM VS. TEAM RESULTS

1979—Chargers, 33-16 (Sea)
Chargers, 20-10 (SD)
1980—Chargers, 34-13 (Sea)
Chargers, 21-14 (SD)
1981—Chargers, 24-10 (SD)
Seahawks, 44-23 (Sea)
1983—Seahawks, 34-31 (Sea)
Chargers, 28-21 (SD)
1984—Seahawks, 31-17 (Sea)
Seahawks, 24-0 (SD)
1985—Seahawks, 49-35 (SD)
Seahawks, 26-21 (Sea)
1986—Seahawks, 33-7 (Sea)
Seahawks, 34-24 (SD)
1987—Seahawks, 34-3 (Sea)
1988—Chargers, 17-6 (SD)
Seahawks, 17-14 (Sea)
1989—Seahawks, 17-16 (SD)
Seahawks, 10-7 (Sea)
1990—Chargers, 31-14 (Sea)
Seahawks, 13-10 (SD) OT
1991—Seahawks, 20-9 (Sea)
Chargers, 17-14 (SD)
1992—Chargers, 17-6 (SD)
Chargers, 31-14 (Sea)
1993—Chargers, 18-12 (SD)
Seahawks, 31-14 (Sea)
1994—Chargers, 24-10 (Sea)
Chargers, 35-15 (SD)
1995—Chargers, 14-10 (SD)
Chargers, 35-25 (Sea)
1996—Chargers, 29-7 (SD)
Seahawks, 32-13 (Sea)
1997—Seahawks, 26-22 (Sea)
Seahawks, 37-31 (SD)
1998—Seahawks, 27-20 (SD)
Seahawks, 38-17 (Sea)
1999—Chargers, 13-10 (SD)
Chargers, 19-16 (Sea)
2000—Seahawks, 20-12 (SD)
Seahawks, 17-15 (Sea)
2001—Seahawks, 13-10 (Sea) OT
Seahawks, 25-22 (SD)
2002—Seahawks, 31-28 (SD) OT
2006—Chargers, 20-17 (Sea)
2010—Seahawks, 27-20 (Sea)
2014—Chargers, 30-21 (SD)
2018—Chargers, 25-17 (S)
(RS Pts.—Seahawks 1,067, Chargers 1,066)
**Franchise in San Diego from 1961-2016*
***L.A. CHARGERS vs. TAMPA BAY**
RS: Chargers lead series, 8-4
1976—Chargers, 23-0 (TB)
1981—Chargers, 24-23 (TB)
1987—Chargers, 17-13 (TB)
1990—Chargers, 41-10 (SD)
1992—Chargers, 29-14 (SD)
1993—Chargers, 32-17 (TB)
1996—Buccaneers, 25-17 (SD)
2004—Chargers, 31-24 (SD)
2008—Chargers, 41-24 (TB)
2012—Buccaneers, 34-24 (TB)
2016—Buccaneers, 28-21 (SD)
2020—Buccaneers, 38-31 (TB)
(RS Pts.—Chargers 331, Buccaneers 250)
**Franchise in San Diego from 1961-2016*
***L.A. CHARGERS vs. **TENNESSEE**
RS: Chargers lead series, 27-15-1
PS: Titans lead series, 3-1
1960—Oilers, 38-28 (H)
Chargers, 24-21 (LA)
***Oilers, 24-16 (H)
1961—Chargers, 34-24 (SD)
Oilers, 33-13 (H)
***Oilers, 10-3 (SD)
1962—Oilers, 42-17 (SD)
Oilers, 33-27 (H)
1963—Chargers, 27-0 (SD)

Chargers 20-14 (H)
1964—Chargers, 27-21 (SD)
Chargers, 20-17 (H)
1965—Chargers, 31-14 (SD)
Chargers, 37-26 (H)
1966—Chargers, 28-22 (H)
1967—Chargers, 13-3 (SD)
Oilers, 24-17 (H)
1968—Chargers, 30-14 (SD)
1969—Chargers, 21-17 (H)
1970—Tie, 31-31 (SD)
1971—Oilers, 49-33 (H)
1972—Chargers, 34-20 (SD)
1974—Oilers, 21-14 (H)
1975—Oilers, 33-17 (H)
1976—Chargers, 30-27 (SD)
1978—Chargers, 45-24 (H)
1979—****Oilers, 17-14 (SD)
1984—Chargers, 31-14 (SD)
1985—Oilers, 37-35 (H)
1986—Chargers, 27-0 (SD)
1987—Oilers, 33-18 (H)
1989—Oilers, 34-27 (SD)
1990—Oilers, 17-7 (SD)
1992—Oilers, 27-0 (H)
1993—Chargers, 18-17 (SD)
1998—Chargers, 13-7 (T)
2004—Chargers, 38-17 (SD)
2006—Chargers, 40-7 (SD)
2007—Chargers, 23-17 (T) OT
****Chargers, 17-6 (SD)
2009—Chargers, 42-17 (T)
2010—Chargers, 33-25 (SD)
2012—Chargers, 38-10 (SD)
2013—Titans, 20-17 (T)
2016—Chargers, 43-35 (SD)
2018—Chargers, 20-19 (London)
2019—Titans, 23-20 (T)
(RS Pts.—Chargers 1,108, Titans 944)
(PS Pts.—Titans 57, Chargers 50)
**Franchise in San Diego from 1961-2016*
***Franchise in Houston prior to 1997; known as Oilers prior to 1999*
****AFL Championship*
*****AFC Divisional Playoff*
******AFC First-Round Playoff*
***L.A. CHARGERS vs. **WASHINGTON**
RS: Washington leads series, 7-4
1973—Redskins, 38-0 (W)
1980—Redskins, 40-17 (W)
1983—Redskins, 27-24 (SD)
1986—Redskins, 30-27 (SD)
1989—Redskins, 26-21 (W)
1998—Redskins, 24-20 (W)
2001—Chargers, 30-3 (SD)
2005—Chargers, 23-17 (W) OT
2009—Chargers, 23-20 (SD)
2013—Redskins, 30-24 (W) OT
2017—Chargers, 30-13 (LA)
(RS Pts.—Washington 268, Chargers 239)
**Franchise in San Diego from 1961-2016*
***Franchise known as Redskins prior to 2020*

L.A. RAMS vs. ARIZONA
RS: Rams lead series, 44-38-2
PS: Rams lead series, 1-0;
See Arizona vs. L.A. Rams
L.A. RAMS vs. ATLANTA
RS: Rams lead series, 48-28-2
PS: Falcons lead series, 2-0;
See Atlanta vs. L.A. Rams
L.A. RAMS vs. BALTIMORE
RS: Ravens lead series, 5-2;
See Baltimore vs. L.A. Rams
L.A. RAMS vs. BUFFALO
RS: Bills lead series, 8-5;
See Buffalo vs. L.A. Rams

L.A. RAMS vs. CAROLINA
RS: Panthers lead series, 12-9
PS: Panthers lead series, 1-0;
See Carolina vs. L.A. Rams
L.A. RAMS vs. CHICAGO
RS: Bears lead series, 53-37-3
PS: Series tied, 1-1;
See Chicago vs. L.A. Rams
L.A. RAMS vs. CINCINNATI
RS: Bengals lead series, 8-6;
See Cincinnati vs. L.A. Rams
L.A. RAMS vs. CLEVELAND
RS: Rams lead series, 12-9
PS: Browns lead series, 2-1;
See Cleveland vs. L.A. Rams
L.A. RAMS vs. DALLAS
RS: Cowboys lead series, 14-13
PS: Rams lead series, 5-4;
See Dallas vs. L.A. Rams
L.A. RAMS vs. DENVER
RS: Rams lead series, 9-5;
See Denver vs. L.A. Rams
L.A. RAMS vs. DETROIT
RS: Rams lead series, 44-40-1
PS: Lions lead series, 1-0;
See Detroit vs. L.A. Rams
L.A. RAMS vs. GREEN BAY
RS: Rams lead series, 46-45-2
PS: Packers lead series, 2-1;
See Green Bay vs. L.A. Rams
L.A. RAMS vs. HOUSTON
RS: Rams lead series, 3-1;
See Houston vs. L.A. Rams
L.A. RAMS vs. INDIANAPOLIS
RS: Colts lead series, 23-19-2;
See Indianapolis vs. L.A. Rams
L.A. RAMS vs. JACKSONVILLE
RS: Rams lead series, 4-1;
See Jacksonville vs. L.A. Rams
L.A. RAMS vs. KANSAS CITY
RS: Chiefs lead series, 7-5;
See Kansas City vs. L.A. Rams
L.A. RAMS vs. LAS VEGAS
RS: Raiders lead series, 8-6;
See Las Vegas vs. L.A. Rams
L.A. RAMS vs. L.A. CHARGERS
RS: Rams lead series, 7-5;
See L.A. Chargers vs. L.A. Rams
***L.A. RAMS vs. MIAMI**
RS: Dolphins lead series, 12-2
1971—Dolphins, 20-14 (LA)
1976—Rams, 31-28 (M)
1980—Dolphins, 35-14 (LA)
1983—Dolphins, 30-14 (M)
1986—Dolphins, 37-31 (LA) OT
1992—Dolphins, 26-10 (M)
1995—Dolphins, 41-22 (StL)
1998—Dolphins, 14-0 (M)
2001—Rams, 42-10 (StL)
2004—Dolphins, 31-14 (M)
2008—Dolphins, 16-12 (StL)
2012—Dolphins, 17-14 (M)
2016—Dolphins, 14-10 (LA)
2020—Dolphins, 28-17 (M)
(RS Pts.—Dolphins 347, Rams 245)
**Franchise in St. Louis from 1995-2015*
***L.A. RAMS vs. MINNESOTA**
RS: Vikings lead series, 22-15-2
PS: Vikings lead series, 5-2
1961—Rams, 31-17 (LA)
Vikings, 42-21 (M)
1962—Vikings, 38-14 (LA)
Tie, 24-24 (M)
1963—Rams, 27-24 (LA)
Vikings, 21-13 (M)
1964—Rams, 22-13 (LA)
Vikings, 34-13 (M)

ALL-TIME TEAM VS. TEAM RESULTS

1965—Vikings, 38-35 (LA)
Vikings, 24-13 (M)
1966—Vikings, 35-7 (M)
Rams, 21-6 (LA)
1967—Rams, 39-3 (LA)
1968—Rams, 31-3 (M)
1969—Vikings, 20-13 (LA)
**Vikings, 23-20 (M)
1970—Vikings, 13-3 (M)
1972—Vikings, 45-41 (LA)
1973—Vikings, 10-9 (M)
1974—Rams, 20-17 (LA)
***Vikings, 14-10 (M)
1976—Tie, 10-10 (M) OT
***Vikings, 24-13 (M)
1977—Rams, 35-3 (LA)
****Vikings, 14-7 (LA)
1978—Rams, 34-17 (M)
****Rams, 34-10 (LA)
1979—Rams, 27-21 (LA) OT
1985—Rams, 13-10 (LA)
1987—Vikings, 21-16 (LA)
1988—****Vikings, 28-17 (M)
1989—Vikings, 23-21 (M) OT
1991—Vikings, 20-14 (M)
1992—Vikings, 31-17 (LA)
1998—Vikings, 38-31 (StL)
1999—****Rams, 49-37 (StL)
2000—Rams, 40-29 (StL)
2003—Rams, 48-17 (StL)
2005—Vikings, 27-13 (M)
2006—Rams, 41-21 (M)
2009—Vikings, 38-10 (StL)
2012—Vikings, 36-22 (StL)
2014—Vikings, 34-6 (StL)
2015—Vikings, 21-18 (M) OT
2017—Vikings, 24-7 (M)
2018—Rams, 38-31 (LA)
(RS Pts.—Vikings 899, Rams 858)
(PS Pts.—Rams 150, Vikings 150)
*Franchise in St. Louis from 1995-2015
**Conference Championship
***NFC Championship
****NFC Divisional Playoff
*****NFC First-Round Playoff
***L.A. RAMS vs. NEW ENGLAND**
RS: Patriots lead series, 7-6
PS: Patriots lead series, 2-0
1974—Patriots, 20-14 (NE)
1980—Rams, 17-14 (NE)
1983—Patriots, 21-7 (LA)
1986—Patriots, 30-28 (LA)
1989—Rams, 24-20 (NE)
1992—Rams, 14-0 (LA)
1998—Rams, 32-18 (StL)
2001—Rams, 24-17 (NE)
**Patriots, 20-17 (New Orleans)
2004—Patriots, 40-22 (StL)
2008—Patriots, 23-16 (NE)
2012—Patriots, 45-7 (London)
2016—Patriots, 26-10 (NE)
2018—***Patriots, 13-3 (Atlanta)
2020—Rams, 24-3 (LA)
(RS Pts.—Patriots 277, Rams 239)
(PS Pts.—Patriots 33, Rams 20)
*Franchise in St. Louis from 1995-2015
**Super Bowl XXXVI
***Super Bowl LIII
***L.A. RAMS vs. NEW ORLEANS**
RS: Rams lead series, 42-33
PS: Series tied, 1-1
1967—Rams, 27-13 (NO)
1969—Rams, 36-17 (LA)
1970—Rams, 30-17 (NO)
Rams, 34-16 (LA)
1971—Saints, 24-20 (NO)
Rams, 45-28 (LA)

1972—Rams, 34-14 (LA)
Saints, 19-16 (NO)
1973—Rams, 29-7 (LA)
Rams, 24-13 (NO)
1974—Rams, 24-0 (LA)
Saints, 20-7 (NO)
1975—Rams, 38-14 (LA)
Rams, 14-7 (NO)
1976—Rams, 16-10 (NO)
Rams, 33-14 (LA)
1977—Rams, 14-7 (LA)
Saints, 27-26 (NO)
1978—Rams, 26-20 (NO)
Saints, 10-3 (LA)
1979—Rams, 35-17 (NO)
Saints, 29-14 (LA)
1980—Rams, 45-31 (LA)
Rams, 27-7 (NO)
1981—Saints, 23-17 (NO)
Saints, 21-13 (LA)
1983—Rams, 30-27 (LA)
Rams, 26-24 (NO)
1984—Rams, 28-10 (NO)
Rams, 34-21 (LA)
1985—Rams, 28-10 (LA)
Saints, 29-3 (NO)
1986—Saints, 6-0 (NO)
Rams, 26-13 (LA)
1987—Saints, 37-10 (NO)
Saints, 31-14 (LA)
1988—Rams, 12-10 (NO)
Saints, 14-10 (LA)
1989—Saints, 40-21 (LA)
Rams, 20-17 (NO) OT
1990—Saints, 24-20 (LA)
Saints, 20-17 (NO)
1991—Saints, 24-7 (NO)
Saints, 24-17 (LA)
1992—Saints, 13-10 (NO)
Saints, 37-14 (LA)
1993—Saints, 37-6 (LA)
Rams, 23-20 (NO)
1994—Saints, 37-34 (NO)
Saints, 31-15 (LA)
1995—Rams, 17-13 (StL)
Saints, 19-10 (NO)
1996—Rams, 26-10 (NO)
Rams, 14-13 (StL)
1997—Rams, 38-24 (StL)
Rams, 34-27 (NO)
1998—Saints, 24-17 (StL)
Saints, 24-3 (NO)
1999—Rams, 43-12 (StL)
Rams, 30-14 (NO)
2000—Saints, 31-24 (StL)
Rams, 26-21 (NO)
**Saints, 31-28 (NO)
2001—Saints, 34-31 (StL)
Rams, 34-21 (NO)
2004—Saints, 28-25 (StL) OT
2005—Rams, 28-17 (StL)
2007—Rams, 37-29 (NO)
2009—Saints, 28-23 (StL)
2010—Saints, 31-13 (NO)
2011—Rams, 31-21 (StL)
2013—Rams, 27-16 (StL)
2016—Saints, 49-21 (NO)
2017—Rams, 26-20 (LA)
2018—Saints, 45-35 (NO)
***Rams, 26-23 (NO) OT
2019—Rams, 27-9 (LA)
(RS Pts.—Rams 1,712, Saints 1,561)
(PS Pts.—Rams 54, Saints 54)
*Franchise in St. Louis from 1995-2015
**NFC First-Round Playoff
***NFC Championship

***L.A. RAMS vs. N.Y. GIANTS**
RS: Rams lead series, 27-16
PS: Series tied, 1-1
1938—Giants, 28-0 (NY)
1940—Rams, 13-0 (NY)
1941—Giants, 49-14 (NY)
1945—Rams, 21-17 (NY)
1946—Rams, 31-21 (NY)
1947—Rams, 34-10 (LA)
1948—Rams, 52-37 (NY)
1953—Rams, 21-7 (LA)
1954—Rams, 17-16 (NY)
1959—Giants, 23-21 (LA)
1961—Giants, 24-14 (NY)
1966—Rams, 55-14 (LA)
1968—Rams, 24-21 (LA)
1970—Rams, 31-3 (NY)
1973—Rams, 40-6 (LA)
1976—Rams, 24-10 (LA)
1978—Rams, 20-17 (NY)
1979—Giants, 20-14 (LA)
1980—Rams, 28-7 (NY)
1981—Giants, 10-7 (NY)
1983—Rams, 16-6 (NY)
1984—Rams, 33-12 (LA)
**Giants, 16-13 (LA)
1985—Giants, 24-19 (NY)
1988—Rams, 45-31 (NY)
1989—Rams, 31-10 (LA)
***Rams, 19-13 (NY) OT
1990—Giants, 31-7 (LA)
1991—Rams, 19-13 (NY)
1992—Rams, 38-17 (LA)
1993—Giants, 20-10 (NY)
1994—Rams, 17-10 (LA)
1997—Rams, 13-3 (StL)
1999—Rams, 31-10 (StL)
2000—Rams, 38-24 (NY)
2001—Rams, 15-14 (StL)
2002—Giants, 26-21 (StL)
2003—Giants, 23-13 (NY)
2005—Giants, 44-24 (NY)
2008—Giants, 41-13 (StL)
2011—Giants, 28-16 (NY)
2014—Giants, 37-27 (StL)
2016—Giants, 17-10 (London)
2017—Rams, 51-17 (NY)
2020—Rams, 17-9 (LA)
(RS Pts.—Rams 1,005, Giants 807)
(PS Pts.—Rams 32, Giants 29)
*Franchise in St. Louis from 1995-2015 and
in Cleveland prior to 1946
**NFC First-Round Playoff
***NFC Divisional Playoff
***L.A. RAMS vs. N.Y. JETS**
RS: Rams lead series, 10-5
1970—Jets, 31-20 (LA)
1974—Rams, 20-13 (NY)
1980—Rams, 38-13 (LA)
1983—Jets, 27-24 (NY) OT
1986—Rams, 17-3 (NY)
1989—Rams, 38-14 (LA)
1992—Rams, 18-10 (LA)
1995—Rams, 23-20 (NY)
1998—Rams, 30-10 (StL)
2001—Rams, 34-14 (NY)
2004—Rams, 32-29 (StL) OT
2008—Jets, 47-3 (NY)
2012—Jets, 27-13 (StL)
2016—Rams, 9-6 (NY)
2020—Jets, 23-20 (LA)
(RS Pts.—Rams 339, Jets 287)
*Franchise in St. Louis from 1995-2015
***L.A. RAMS vs. PHILADELPHIA**
RS: Eagles lead series, 21-18-1
PS: Rams lead series, 2-1
1937—Rams, 21-3 (P)

ALL-TIME TEAM VS. TEAM RESULTS

1939—Rams, 35-13 (Colorado Springs)

1940—Rams, 21-13 (C)

1942—Rams, 24-14 (Akron)

1944—Eagles, 26-13 (P)

1945—Eagles, 28-14 (P)

1946—Eagles, 25-14 (LA)

1947—Eagles, 14-7 (P)

1948—Tie, 28-28 (LA)

1949—Eagles, 38-14 (P)

**Eagles, 14-0 (LA)

1950—Eagles, 56-20 (P)

1955—Rams, 23-21 (P)

1956—Rams, 27-7 (LA)

1957—Rams, 17-13 (LA)

1959—Eagles, 23-20 (P)

1964—Rams, 20-10 (LA)

1967—Rams, 33-17 (LA)

1969—Rams, 23-17 (P)

1972—Rams, 34-3 (P)

1975—Rams, 42-3 (P)

1977—Rams, 20-0 (LA)

1978—Rams, 16-14 (P)

1983—Eagles, 13-9 (P)

1985—Rams, 17-6 (P)

1986—Eagles, 34-20 (P)

1988—Eagles, 30-24 (P)

1989—***Rams, 21-7 (P)

1990—Eagles, 27-21 (LA)

1995—Eagles, 20-9 (P)

1998—Eagles, 17-14 (P)

1999—Eagles, 38-31 (P)

2001—Rams, 20-17 (P) OT

****Rams, 29-24 (StL)

2002—Eagles, 10-3 (P)

2004—Rams, 20-7 (StL)

2005—Eagles, 17-16 (StL)

2008—Eagles, 38-3 (P)

2011—Eagles, 31-13 (StL)

2014—Eagles, 34-28 (P)

2017—Eagles, 43-35 (LA)

2018—Eagles, 30-23 (LA)

2020—Rams, 37-19 (P)

(RS Pts.—Rams 829, Eagles 817)

(PS Pts.—Rams 50, Eagles 45)

*Franchise in St. Louis from 1995-2015 and

in Cleveland prior to 1946

**NFL Championship

***NFC First-Round Playoff

****NFC Championship

***L.A. RAMS vs. **PITTSBURGH**

RS: Rams lead series, 15-9-2

PS: Steelers lead series, 1-0

1938—Rams, 13-7 (New Orleans)

1939—Tie, 14-14 (C)

1941—Rams, 17-14 (Akron)

1947—Rams, 48-7 (P)

1948—Rams, 31-14 (LA)

1949—Tie, 7-7 (P)

1952—Rams, 28-14 (LA)

1955—Rams, 27-26 (LA)

1956—Steelers, 30-13 (P)

1961—Rams, 24-14 (LA)

1964—Rams, 26-14 (P)

1968—Rams, 45-10 (LA)

1971—Rams, 23-14 (P)

1975—Rams, 10-3 (LA)

1978—Rams, 10-7 (LA)

1979—***Steelers, 31-19 (Pasadena)

1981—Steelers, 24-0 (P)

1984—Steelers, 24-14 (P)

1987—Rams, 31-21 (LA)

1990—Steelers, 41-10 (P)

1993—Rams, 27-0 (LA)

1996—Steelers, 42-6 (P)

2003—Rams, 33-21 (P)

2007—Steelers, 41-24 (StL)

2011—Steelers, 27-0 (P)

2015—Steelers, 12-6 (StL)

2019—Steelers, 17-12 (P)

(RS Pts.—Rams 499, Steelers 465)

(PS Pts.—Steelers 31, Rams 19)

*Franchise in St. Louis from 1995-2015 and

in Cleveland prior to 1946

**Steelers known as Pirates prior to 1940

***Super Bowl XIV

***L.A. RAMS vs. SAN FRANCISCO**

RS: 49ers lead series, 72-67-3

PS: 49ers lead series, 1-0

1950—Rams, 35-14 (SF)

Rams, 28-21 (LA)

1951—49ers, 44-17 (SF)

Rams, 23-16 (LA)

1952—Rams, 35-9 (LA)

Rams, 34-21 (SF)

1953—49ers, 31-30 (SF)

49ers, 31-27 (LA)

1954—Tie, 24-24 (LA)

Rams, 42-34 (SF)

1955—Rams, 23-14 (SF)

Rams, 27-14 (LA)

1956—49ers, 33-30 (SF)

Rams, 30-6 (LA)

1957—49ers, 23-20 (SF)

Rams, 37-24 (LA)

1958—Rams, 33-3 (SF)

Rams, 56-7 (LA)

1959—49ers, 34-0 (SF)

49ers, 24-16 (LA)

1960—49ers, 13-9 (SF)

49ers, 23-7 (LA)

1961—49ers, 35-0 (SF)

Rams, 17-7 (LA)

1962—Rams, 28-14 (SF)

49ers, 24-17 (LA)

1963—Rams, 28-21 (LA)

Rams, 21-17 (SF)

1964—Rams, 42-14 (LA)

49ers, 28-7 (SF)

1965—49ers, 45-21 (LA)

49ers, 30-27 (SF)

1966—Rams, 34-3 (LA)

49ers, 21-13 (SF)

1967—49ers, 27-24 (LA)

Rams, 17-7 (SF)

1968—Rams, 24-10 (LA)

Tie, 20-20 (SF)

1969—Rams, 27-21 (SF)

Rams, 41-30 (LA)

1970—49ers, 20-6 (LA)

Rams, 30-13 (SF)

1971—Rams, 20-13 (SF)

Rams, 17-6 (LA)

1972—Rams, 31-7 (LA)

Rams, 26-16 (SF)

1973—Rams, 40-20 (SF)

Rams, 31-13 (LA)

1974—Rams, 37-14 (LA)

Rams, 15-13 (SF)

1975—Rams, 23-14 (SF)

49ers, 24-23 (LA)

1976—49ers, 16-0 (LA)

Rams, 23-3 (SF)

1977—Rams, 34-14 (LA)

Rams, 23-10 (SF)

1978—Rams, 27-10 (LA)

Rams, 31-28 (SF)

1979—Rams, 27-24 (LA)

Rams, 26-20 (SF)

1980—Rams, 48-26 (LA)

Rams, 31-17 (SF)

1981—49ers, 20-17 (SF)

49ers, 33-31 (LA)

1982—49ers, 30-24 (LA)

Rams, 21-20 (SF)

1983—Rams, 10-7 (SF)

49ers, 45-35 (LA)

1984—49ers, 33-0 (LA)

49ers, 19-16 (SF)

1985—49ers, 28-14 (LA)

Rams, 27-20 (SF)

1986—Rams, 16-13 (LA)

49ers, 24-14 (SF)

1987—49ers, 31-10 (LA)

49ers, 48-0 (SF)

1988—49ers, 24-21 (LA)

Rams, 38-16 (SF)

1989—Rams, 13-12 (SF)

49ers, 30-27 (LA)

**49ers, 30-3 (SF)

1990—Rams, 28-17 (SF)

49ers, 26-10 (LA)

1991—49ers, 27-10 (SF)

49ers, 33-10 (LA)

1992—49ers, 27-24 (SF)

49ers, 27-10 (LA)

1993—49ers, 40-17 (SF)

49ers, 35-10 (LA)

1994—49ers, 34-19 (LA)

49ers, 31-27 (SF)

1995—49ers, 44-10 (StL)

49ers, 41-13 (SF)

1996—49ers, 34-0 (SF)

49ers, 28-11 (StL)

1997—49ers, 15-12 (StL)

49ers, 30-10 (SF)

1998—49ers, 28-10 (StL)

49ers, 38-19 (SF)

1999—Rams, 42-20 (StL)

Rams, 23-7 (SF)

2000—Rams, 41-24 (StL)

Rams, 34-24 (SF)

2001—Rams, 30-26 (SF)

Rams, 27-14 (StL)

2002—49ers, 37-13 (SF)

Rams, 31-20 (StL)

2003—Rams, 27-24 (StL) OT

49ers, 30-10 (SF)

2004—Rams, 24-14 (SF)

Rams, 16-6 (StL)

2005—49ers, 28-25 (StL)

49ers, 24-20 (StL)

2006—49ers, 20-13 (SF)

Rams, 20-17 (StL)

2007—49ers, 17-16 (StL)

Rams, 13-9 (SF)

2008—49ers, 35-16 (SF)

49ers, 17-16 (StL)

2009—49ers, 35-0 (SF)

49ers, 28-6 (StL)

2010—49ers, 23-20 (SF) OT

Rams, 25-17 (StL)

2011—49ers, 26-0 (SF)

49ers, 34-27 (StL)

2012—Tie, 24-24 (SF) OT

Rams, 16-13 (StL) OT

2013—49ers, 35-11 (StL)

49ers, 23-13 (SF)

2014—49ers, 31-17 (StL)

Rams, 13-10 (SF)

2015—Rams, 27-6 (StL)

49ers, 19-16 (SF) OT

2016—49ers, 28-0 (SF)

49ers, 22-21 (LA)

2017—Rams, 41-39 (SF)

49ers, 34-13 (LA)

2018—Rams, 39-10 (SF)

Rams, 48-32 (LA)

2019—49ers, 20-7 (LA)

49ers, 34-31 (SF)

2020—49ers, 24-16 (SF)

49ers, 23-20 (LA)

ALL-TIME TEAM VS. TEAM RESULTS

(RS Pts.—49ers 3,189, Rams 3,052)
 (PS Pts.—49ers 30, Rams 3)
**Franchise in St. Louis from 1995-2015*
****NFC Championship**
***L.A. RAMS vs. SEATTLE**
 RS: Seahawks lead series, 25-20
 PS: Rams lead series, 2-0
 1976—Rams, 45-6 (LA)
 1979—Rams, 24-0 (Sea)
 1985—Rams, 35-24 (Sea)
 1988—Rams, 31-10 (LA)
 1991—Seahawks, 23-9 (Sea)
 1997—Seahawks, 17-9 (StL)
 2000—Rams, 37-34 (Sea)
 2002—Rams, 37-20 (StL)
 Seahawks, 30-10 (Sea)
 2003—Seahawks, 24-23 (Sea)
 Rams, 27-22 (StL)
 2004—Rams, 33-27 (Sea) OT
 Rams, 23-12 (StL)
 **Rams, 27-20 (Sea)
 2005—Seahawks, 37-31 (StL)
 Seahawks, 31-16 (Sea)
 2006—Seahawks, 30-28 (StL)
 Seahawks, 24-22 (Sea)
 2007—Seahawks, 33-6 (Sea)
 Seahawks, 24-19 (StL)
 2008—Seahawks, 37-13 (Sea)
 Seahawks, 23-20 (StL)
 2009—Seahawks, 28-0 (Sea)
 Seahawks, 27-17 (StL)
 2010—Rams, 20-3 (StL)
 Seahawks, 16-6 (Sea)
 2011—Seahawks, 24-7 (StL)
 Seahawks, 30-13 (Sea)
 2012—Rams, 19-13 (StL)
 Seahawks, 20-13 (Sea)
 2013—Seahawks, 14-9 (StL)
 Seahawks, 27-9 (Sea)
 2014—Rams, 28-26 (StL)
 Seahawks, 20-6 (Sea)
 2015—Rams, 34-31 (StL) OT
 Rams, 23-17 (Sea)
 2016—Rams, 9-3 (LA)
 Seahawks, 24-3 (S)
 2017—Seahawks, 16-10 (LA)
 Rams, 42-7 (S)
 2018—Rams, 33-31 (S)
 Rams, 36-31 (LA)
 2019—Seahawks, 30-29 (S)
 Rams, 28-12 (LA)
 2020—Rams, 23-16 (S)
 Seahawks, 20-9 (LA)
 **Rams, 30-20 (S)
 (RS Pts.—Seahawks 974, Rams 924)
 (PS Pts.—Rams 57, Seahawks 40)
**Franchise in St. Louis from 1995-2015*
****NFC First-Round Playoff**
***L.A. RAMS vs. TAMPA BAY**
 RS: Rams lead series, 15-9
 PS: Rams lead series, 2-0
 1977—Rams, 31-0 (LA)
 1978—Rams, 26-23 (LA)
 1979—Buccaneers, 21-6 (TB)
 **Rams, 9-0 (TB)
 1980—Buccaneers, 10-9 (TB)
 1984—Rams, 34-33 (TB)
 1985—Rams, 31-27 (TB)
 1986—Rams, 26-20 (LA) OT
 1987—Rams, 35-3 (LA)
 1990—Rams, 35-14 (TB)
 1992—Rams, 31-27 (TB)
 1994—Buccaneers, 24-14 (TB)
 1999—**Rams, 11-6 (StL)
 2000—Buccaneers, 38-35 (TB)
 2001—Buccaneers, 24-17 (TB)
 2002—Buccaneers, 26-14 (StL)
 2004—Rams, 28-21 (StL)

2007—Buccaneers, 24-3 (TB)
 2010—Buccaneers, 18-17 (TB)
 2012—Rams, 28-13 (TB)
 2013—Rams, 23-13 (StL)
 2014—Rams, 19-17 (TB)
 2015—Rams, 31-23 (StL)
 2016—Rams, 37-32 (TB)
 2019—Buccaneers, 55-40 (LA)
 2020—Rams, 27-24 (TB)
 (RS Pts.—Rams 597, Buccaneers 530)
 (PS Pts.—Rams 20, Buccaneers 6)
**Franchise in St. Louis from 1995-2015*
****NFC Championship**
***L.A. RAMS vs. **TENNESSEE**
 RS: Rams lead series, 7-5
 PS: Rams lead series, 1-0
 1973—Rams, 31-26 (H)
 1978—Rams, 10-6 (H)
 1981—Oilers, 27-20 (LA)
 1984—Rams, 27-16 (LA)
 1987—Oilers, 20-16 (H)
 1990—Rams, 17-13 (LA)
 1993—Rams, 28-13 (H)
 1999—Titans, 24-21 (T)
 ***Rams, 23-16 (Atlanta)
 2005—Rams, 31-27 (StL)
 2009—Titans, 47-7 (T)
 2013—Titans, 28-21 (StL)
 2017—Rams, 27-23 (T)
 (RS Pts.—Titans 270, Rams 256)
 (PS Pts.—Rams 23, Titans 16)
**Franchise in St. Louis from 1995-2015*
***Franchise in Houston prior to 1997; known as Oilers prior to 1999*
*****Super Bowl XXXIV**
***L.A. RAMS vs. **WASHINGTON**
 RS: Washington leads series, 24-12-1
 PS: Series tied, 2-2
 1937—Redskins, 16-7 (C)
 1938—Redskins, 37-13 (W)
 1941—Redskins, 17-13 (W)
 1942—Redskins, 33-14 (W)
 1944—Redskins, 14-10 (W)
 1945—***Rams, 15-14 (C)
 1948—Rams, 41-13 (W)
 1949—Rams, 53-27 (LA)
 1951—Redskins, 31-21 (W)
 1962—Redskins, 20-14 (W)
 1963—Redskins, 37-14 (LA)
 1967—Tie, 28-28 (LA)
 1969—Rams, 24-13 (W)
 1971—Redskins, 38-24 (LA)
 1974—Redskins, 23-17 (LA)
 ****Rams, 19-10 (LA)
 1977—Redskins, 17-14 (W)
 1981—Redskins, 30-7 (LA)
 1983—Redskins, 42-20 (LA)
 ****Redskins, 51-7 (W)
 1986—*****Redskins, 19-7 (W)
 1987—Rams, 30-26 (W)
 1991—Redskins, 27-6 (LA)
 1993—Rams, 10-6 (LA)
 1994—Redskins, 24-21 (LA)
 1995—Redskins, 35-23 (StL)
 1996—Redskins, 17-10 (StL)
 1997—Rams, 23-20 (W)
 2000—Redskins, 33-20 (StL)
 2002—Redskins, 20-17 (W)
 2005—Redskins, 24-9 (StL)
 2006—Rams, 37-31 (StL) OT
 2008—Rams, 19-17 (W)
 2009—Redskins, 9-7 (W)
 2010—Rams, 30-16 (StL)
 2011—Redskins, 17-10 (StL)
 2012—Rams, 31-28 (StL)
 2014—Rams, 24-0 (W)
 2015—Redskins, 24-10 (W)
 2017—Redskins, 27-20 (LA)

2020—Rams, 30-10 (W)
 (RS Pts.—Washington 847, Rams 721)
 (PS Pts.—Washington 94, Rams 48)
**Franchise in St. Louis from 1995-2015 and in Cleveland prior to 1946*
***Franchise known as Redskins prior to 2020*
*****NFL Championship**
******NFC Divisional Playoff**
*******NFC First-Round Playoff**
MIAMI vs. ARIZONA
 RS: Dolphins lead series, 10-3;
 See Arizona vs. Miami
MIAMI vs. ATLANTA
 RS: Dolphins lead series, 9-4;
 See Atlanta vs. Miami
MIAMI vs. BALTIMORE
 RS: Ravens lead series, 8-6
 PS: Ravens lead series, 2-0;
 See Baltimore vs. Miami
MIAMI vs. BUFFALO
 RS: Dolphins lead series, 60-49-1
 PS: Bills lead series, 3-1;
 See Buffalo vs. Miami
MIAMI vs. CAROLINA
 RS: Dolphins lead series, 4-2;
 See Carolina vs. Miami
MIAMI vs. CHICAGO
 RS: Dolphins lead series, 9-4;
 See Chicago vs. Miami
MIAMI vs. CINCINNATI
 RS: Dolphins lead series, 17-7
 PS: Dolphins lead series, 1-0;
 See Cincinnati vs. Miami
MIAMI vs. CLEVELAND
 RS: Series tied, 9-9
 PS: Dolphins lead series, 2-0;
 See Cleveland vs. Miami
MIAMI vs. DALLAS
 RS: Series tied, 7-7
 PS: Cowboys lead series, 1-0;
 See Dallas vs. Miami
MIAMI vs. DENVER
 RS: Dolphins lead series, 12-6-1
 PS: Broncos lead series, 1-0;
 See Denver vs. Miami
MIAMI vs. DETROIT
 RS: Dolphins lead series, 7-5;
 See Detroit vs. Miami
MIAMI vs. GREEN BAY
 RS: Dolphins lead series, 10-5;
 See Green Bay vs. Miami
MIAMI vs. HOUSTON
 RS: Texans lead series, 8-1;
 See Houston vs. Miami
MIAMI vs. INDIANAPOLIS
 RS: Dolphins lead series, 46-27
 PS: Dolphins lead series, 2-0;
 See Indianapolis vs. Miami
MIAMI vs. JACKSONVILLE
 RS: Dolphins lead series, 5-4
 PS: Jaguars lead series, 1-0;
 See Jacksonville vs. Miami
MIAMI vs. KANSAS CITY
 RS: Chiefs lead series, 15-13
 PS: Dolphins lead series, 3-0;
 See Kansas City vs. Miami
MIAMI vs. LAS VEGAS
 RS: Series tied, 18-17-1
 PS: Raiders lead series, 3-1;
 See Las Vegas vs. Miami
MIAMI vs. L.A. CHARGERS
 RS: Dolphins lead series, 17-14
 PS: Series tied, 2-2;
 See L.A. Chargers vs. Miami
MIAMI vs. L.A. RAMS
 RS: Dolphins lead series, 12-2;
 See L.A. Rams vs. Miami

ALL-TIME TEAM VS. TEAM RESULTS**MIAMI vs. MINNESOTA**

RS: Dolphins lead series, 7-5

PS: Dolphins lead series, 1-0

1972—Dolphins, 16-14 (Minn)
 1973—*Dolphins, 24-7 (Houston)
 1976—Vikings, 29-7 (Mia)
 1979—Dolphins, 27-12 (Minn)
 1982—Dolphins, 22-14 (Mia)
 1988—Dolphins, 24-7 (Mia)
 1994—Vikings, 38-35 (Minn)
 2000—Vikings, 13-7 (Minn)
 2002—Vikings, 20-17 (Minn)
 2006—Dolphins, 24-20 (Mia)
 2010—Dolphins, 14-10 (Minn)
 2014—Dolphins, 37-35 (Mia)
 2018—Vikings, 41-17 (Min)
 (RS Pts.—Vikings 253, Dolphins 247)
 (PS Pts.—Dolphins 24, Vikings 7)

*Super Bowl VIII

MIAMI vs. *NEW ENGLAND

RS: Dolphins lead series, 56-52

PS: Patriots lead series, 2-1

1966—Patriots, 20-14 (M)
 1967—Patriots, 41-10 (B)
 Dolphins, 41-32 (M)
 1968—Dolphins, 34-10 (B)
 Dolphins, 38-7 (M)
 1969—Dolphins, 17-16 (B)
 Patriots, 38-23 (Tampa)
 1970—Patriots, 27-14 (B)
 Dolphins, 37-20 (M)
 1971—Dolphins, 41-3 (M)
 Patriots, 34-13 (NE)
 1972—Dolphins, 52-0 (M)
 Dolphins, 37-21 (NE)
 1973—Dolphins, 44-23 (M)
 Dolphins, 30-14 (NE)
 1974—Patriots, 34-24 (NE)
 Dolphins, 34-27 (M)
 1975—Dolphins, 22-14 (NE)
 Dolphins, 20-7 (M)
 1976—Patriots, 30-14 (NE)
 Dolphins, 10-3 (M)
 1977—Dolphins, 17-5 (M)
 Patriots, 14-10 (NE)
 1978—Patriots, 33-24 (NE)
 Dolphins, 23-3 (M)
 1979—Patriots, 28-13 (NE)
 Dolphins, 39-24 (M)
 1980—Patriots, 34-0 (NE)
 Dolphins, 16-13 (M) OT
 1981—Dolphins, 30-27 (NE) OT
 Dolphins, 24-14 (M)
 1982—Patriots, 3-0 (NE)
 **Dolphins, 28-13 (M)
 1983—Dolphins, 34-24 (M)
 Patriots, 17-6 (NE)
 1984—Dolphins, 28-7 (M)
 Dolphins, 44-24 (NE)
 1985—Patriots, 17-13 (NE)
 Dolphins, 30-27 (M)
 ***Patriots, 31-14 (M)
 1986—Patriots, 34-7 (NE)
 Patriots, 34-27 (M)
 1987—Patriots, 28-21 (NE)
 Patriots, 24-10 (M)
 1988—Patriots, 21-10 (NE)
 Patriots, 6-3 (M)
 1989—Dolphins, 24-10 (NE)
 Dolphins, 31-10 (M)
 1990—Dolphins, 27-24 (NE)
 Dolphins, 17-10 (M)
 1991—Dolphins, 20-10 (NE)
 Dolphins, 30-20 (M)
 1992—Dolphins, 38-17 (M)
 Dolphins, 16-13 (NE) OT
 1993—Dolphins, 17-13 (M)
 Patriots, 33-27 (NE) OT
 1994—Dolphins, 39-35 (M)
 Dolphins, 23-3 (NE)
 1995—Dolphins, 20-3 (NE)
 Patriots, 34-17 (M)
 1996—Dolphins, 24-10 (M)
 Patriots, 42-23 (NE)
 1997—Patriots, 27-24 (NE)
 Patriots, 14-12 (M)
 **Patriots, 17-3 (NE)
 1998—Dolphins, 12-9 (M) OT
 Patriots, 26-23 (NE)
 1999—Dolphins, 31-30 (NE)
 Dolphins, 27-17 (M)
 2000—Dolphins, 10-3 (M)
 Dolphins, 27-24 (NE)
 2001—Dolphins, 30-10 (M)
 Patriots, 20-13 (NE)
 2002—Dolphins, 26-13 (M)
 Patriots, 27-24 (NE) OT
 2003—Patriots, 19-13 (M) OT
 Patriots, 12-0 (NE)
 2004—Patriots, 24-10 (NE)
 Dolphins, 29-28 (M)
 2005—Patriots, 23-16 (M)
 Dolphins, 28-26 (NE)
 2006—Patriots, 20-10 (NE)
 Dolphins, 21-0 (M)
 2007—Patriots, 49-28 (M)
 Patriots, 28-7 (NE)
 2008—Dolphins, 38-13 (NE)
 Patriots, 48-28 (M)
 2009—Patriots, 27-17 (NE)
 Dolphins, 22-21 (M)
 2010—Patriots, 41-14 (M)
 Patriots, 38-7 (NE)
 2011—Patriots, 38-24 (M)
 Patriots, 27-24 (NE)
 2012—Patriots, 23-16 (M)
 Patriots, 28-0 (NE)
 2013—Patriots, 27-17 (NE)
 Dolphins, 24-20 (M)
 2014—Dolphins, 33-20 (M)
 Patriots, 41-13 (NE)
 2015—Patriots, 36-7 (NE)
 Dolphins, 20-10 (M)
 2016—Patriots, 31-24 (NE)
 Patriots, 35-14 (M)
 2017—Patriots, 35-17 (NE)
 Dolphins, 27-20 (M)
 2018—Patriots, 38-7 (NE)
 Dolphins, 34-33 (M)
 2019—Patriots, 43-0 (M)
 Dolphins, 27-24 (NE)
 2020—Patriots, 21-11 (NE)
 Dolphins, 22-12 (M)
 (RS Pts.—Patriots 2,368, Dolphins 2,299)
 (PS Pts.—Patriots 61, Dolphins 45)
 *Franchise in Boston prior to 1971
 **AFC First-Round Playoff
 ***AFC Championship

MIAMI vs. NEW ORLEANS

RS: Series tied, 6-6

1970—Dolphins, 21-10 (M)
 1974—Dolphins, 21-0 (NO)
 1980—Dolphins, 21-16 (M)
 1983—Saints, 17-7 (NO)
 1986—Dolphins, 31-27 (NO)
 1992—Saints, 24-13 (NO)
 1995—Saints, 33-30 (NO)
 1998—Dolphins, 30-10 (M)
 2005—Dolphins, 21-6 (Baton Rouge)
 2009—Saints, 46-34 (M)
 2013—Saints, 38-17 (NO)
 2017—Saints, 20-0 (London)
 (RS Pts.—Saints 247, Dolphins 246)

MIAMI vs. N.Y. GIANTS

RS: Giants lead series, 7-2

1972—Dolphins, 23-13 (NY)

1990—Giants, 20-3 (NY)
 1993—Giants, 19-14 (M)
 1996—Giants, 17-7 (M)
 2003—Dolphins, 23-10 (NY)
 2007—Giants, 13-10 (London)
 2011—Giants, 20-17 (NY)
 2015—Giants, 31-24 (M)
 2019—Giants, 36-20 (NY)
 (RS Pts.—Giants 179, Dolphins 141)

MIAMI vs. N.Y. JETS

RS: Jets lead series, 55-54-1

PS: Dolphins lead series, 1-0

1966—Jets, 19-14 (M)
 Jets, 30-13 (NY)
 1967—Jets, 29-7 (NY)
 Jets, 33-14 (M)
 1968—Jets, 35-17 (NY)
 Jets, 31-7 (M)
 1969—Jets, 34-31 (NY)
 Jets, 27-9 (M)
 1970—Dolphins, 20-6 (NY)
 Dolphins, 16-10 (M)
 1971—Jets, 14-10 (M)
 Dolphins, 30-14 (NY)
 1972—Dolphins, 27-17 (NY)
 Dolphins, 28-24 (M)
 1973—Dolphins, 31-3 (M)
 Dolphins, 24-14 (NY)
 1974—Dolphins, 21-17 (M)
 Jets, 17-14 (NY)
 1975—Dolphins, 43-0 (NY)
 Dolphins, 27-7 (M)
 1976—Dolphins, 16-0 (M)
 Dolphins, 27-7 (NY)
 1977—Dolphins, 21-17 (M)
 Dolphins, 14-10 (NY)
 1978—Jets, 33-20 (NY)
 Jets, 24-13 (M)
 1979—Jets, 33-27 (NY)
 Jets, 27-24 (M)
 1980—Jets, 17-14 (NY)
 Jets, 24-17 (M)
 1981—Tie, 28-28 (M) OT
 Jets, 16-15 (NY)
 1982—Dolphins, 45-28 (NY)
 Dolphins, 20-19 (M)
 *Dolphins, 14-0 (M)
 1983—Dolphins, 32-14 (NY)
 Dolphins, 34-14 (M)
 1984—Dolphins, 31-17 (NY)
 Dolphins, 28-17 (M)
 1985—Jets, 23-7 (NY)
 Dolphins, 21-17 (M)
 1986—Jets, 51-45 (NY) OT
 Dolphins, 45-3 (M)
 1987—Jets, 37-31 (NY) OT
 Dolphins, 37-28 (M)
 1988—Jets, 44-30 (M)
 Jets, 38-34 (NY)
 1989—Jets, 40-33 (M)
 Dolphins, 31-23 (NY)
 1990—Dolphins, 20-16 (M)
 Dolphins, 17-3 (NY)
 1991—Jets, 41-23 (NY)
 Jets, 23-20 (M) OT
 1992—Jets, 26-14 (NY)
 Dolphins, 19-17 (M)
 1993—Jets, 24-14 (M)
 Jets, 27-10 (NY)
 1994—Dolphins, 28-14 (M)
 Dolphins, 28-24 (NY)
 1995—Dolphins, 52-14 (M)
 Jets, 17-16 (NY)
 1996—Dolphins, 36-27 (M)
 Dolphins, 31-28 (NY)
 1997—Dolphins, 31-20 (NY)
 Dolphins, 24-17 (M)

ALL-TIME TEAM VS. TEAM RESULTS

1998—Jets, 20-9 (NY)
 Jets, 21-16 (M)

1999—Jets, 28-20 (NY)
 Jets, 38-31 (M)

2000—Jets, 40-37 (NY) OT
 Jets, 20-3 (M)

2001—Jets, 21-17 (NY)
 Jets, 24-0 (M)

2002—Dolphins, 30-3 (M)
 Jets, 13-10 (NY)

2003—Dolphins, 21-10 (NY)
 Dolphins, 23-21 (M)

2004—Jets, 17-9 (M)
 Jets, 41-14 (NY)

2005—Jets, 17-7 (NY)
 Dolphins, 24-20 (M)

2006—Jets, 20-17 (NY)
 Jets, 13-10 (M)

2007—Jets, 31-28 (NY)
 Jets, 40-13 (M)

2008—Jets, 20-14 (M)
 Dolphins, 24-17 (NY)

2009—Dolphins, 31-27 (M)
 Dolphins, 30-25 (NY)

2010—Jets, 31-23 (M)
 Dolphins, 10-6 (NY)

2011—Jets, 24-6 (NY)
 Dolphins, 19-17 (M)

2012—Jets, 23-20 (M) OT
 Dolphins, 30-9 (NY)

2013—Dolphins, 23-3 (NY)
 Jets, 20-7 (M)

2014—Dolphins, 16-13 (NY)
 Jets, 37-24 (M)

2015—Jets, 27-14 (London)
 Jets, 38-20 (NY)

2016—Jets, 27-23 (M)
 Jets, 34-13 (NY)

2017—Jets, 20-6 (NY)
 Dolphins, 31-28 (M)

2018—Dolphins, 20-12 (NY)
 Dolphins, 13-6 (M)

2019—Dolphins, 26-18 (M)
 Jets, 22-21 (NY)

2020—Dolphins, 24-0 (M)
 Dolphins, 20-3 (NY)

(RS Pts.—Dolphins 2,398, Jets 2,308)
 (PS Pts.—Dolphins 14, Jets 0)
**AFC Championship*
MIAMI vs. PHILADELPHIA
 RS: Dolphins lead series, 9-6
 1970—Eagles, 24-17 (P)
 1975—Dolphins, 24-16 (M)
 1978—Eagles, 17-3 (P)
 1981—Dolphins, 13-10 (M)
 1984—Dolphins, 24-23 (M)
 1987—Dolphins, 28-10 (P)
 1990—Dolphins, 23-20 (M) OT
 1993—Dolphins, 19-14 (P)
 1996—Eagles, 35-28 (P)
 1999—Dolphins, 16-13 (M)
 2003—Eagles, 34-27 (M)
 2007—Eagles, 17-7 (P)
 2011—Eagles, 26-10 (M)
 2015—Dolphins, 20-19 (P)
 2019—Dolphins, 37-31 (M)
 (RS Pts.—Eagles 309, Dolphins 296)
MIAMI vs. PITTSBURGH
 RS: Steelers lead series, 13-11
 PS: Series tied, 2-2
 1971—Dolphins, 24-21 (M)
 1972—*Dolphins, 21-17 (P)
 1973—Dolphins, 30-26 (M)
 1976—Steelers, 14-3 (P)
 1979—**Steelers, 34-14 (P)
 1980—Steelers, 23-10 (P)
 1981—Dolphins, 30-10 (M)

1984—Dolphins, 31-7 (P)
 *Dolphins, 45-28 (M)

1985—Dolphins, 24-20 (M)
 1987—Dolphins, 35-24 (M)
 1988—Steelers, 40-24 (P)
 1989—Steelers, 34-14 (M)
 1990—Dolphins, 28-6 (P)
 1993—Steelers, 21-20 (M)
 1994—Steelers, 16-13 (P) OT
 1995—Dolphins, 23-10 (M)
 1996—Steelers, 24-17 (M)
 1998—Dolphins, 21-0 (M)
 2004—Steelers, 13-3 (M)
 2006—Steelers, 28-17 (P)
 2007—Steelers, 3-0 (P)
 2009—Steelers, 30-24 (M)
 2010—Steelers, 23-22 (M)
 2013—Dolphins, 34-28 (P)
 2016—Dolphins, 30-15 (M)
 ***Steelers, 30-12 (P)

2019—Steelers, 27-14 (P)
 (RS Pts.—Dolphins 491, Steelers 463)
 (PS Pts.—Steelers 109, Dolphins 92)
**AFC Championship*
***AFC Divisional Playoff*
****AFC First-Round Playoff*
MIAMI vs. SAN FRANCISCO
 RS: Dolphins lead series, 8-5
 PS: 49ers lead series, 1-0
 1973—Dolphins, 21-13 (M)
 1977—Dolphins, 19-15 (SF)
 1980—Dolphins, 17-13 (M)
 1983—Dolphins, 20-17 (SF)
 1984—*49ers, 38-16 (Stanford)
 1986—49ers, 31-16 (M)
 1992—49ers, 27-3 (SF)
 1995—49ers, 44-20 (M)
 2001—49ers, 21-0 (SF)
 2004—Dolphins, 24-17 (SF)
 2008—Dolphins, 14-9 (M)
 2012—49ers, 27-13 (SF)
 2016—Dolphins, 31-24 (M)
 2020—Dolphins, 43-17 (SF)
 (RS Pts.—49ers 275, Dolphins 241)
 (PS Pts.—49ers 38, Dolphins 16)
**Super Bowl XIX*
MIAMI vs. SEATTLE
 RS: Dolphins lead series, 8-5
 PS: Dolphins lead series, 2-1
 1977—Dolphins, 31-13 (M)
 1979—Dolphins, 19-10 (M)
 1983—*Seahawks, 27-20 (M)
 1984—*Dolphins, 31-10 (M)
 1987—Seahawks, 24-20 (S)
 1990—Dolphins, 24-17 (M)
 1992—Dolphins, 19-17 (S)
 1996—Seahawks, 22-15 (M)
 1999—**Dolphins, 20-17 (S)
 2000—Dolphins, 23-0 (M)
 2001—Dolphins, 24-20 (S)
 2004—Seahawks, 24-17 (S)
 2008—Dolphins, 21-19 (M)
 2012—Dolphins, 24-21 (M)
 2016—Seahawks, 12-10 (S)
 2020—Seahawks, 31-23 (M)
 (RS Pts.—Dolphins 270, Seahawks 230)
 (PS Pts.—Dolphins 71, Seahawks 54)
**AFC Divisional Playoff*
***AFC First-Round Playoff*
MIAMI vs. TAMPA BAY
 RS: Buccaneers lead series, 6-5
 1976—Dolphins, 23-20 (TB)
 1982—Buccaneers, 23-17 (TB)
 1985—Dolphins, 41-38 (M)
 1988—Dolphins, 17-14 (TB)
 1991—Dolphins, 33-14 (M)

1997—Buccaneers, 31-21 (TB)
 2000—Buccaneers, 16-13 (M)
 2005—Buccaneers, 27-13 (TB)
 2009—Dolphins, 25-23 (M)
 2013—Buccaneers, 22-19 (TB)
 2017—Buccaneers, 30-20 (M)
 (RS Pts.—Buccaneers 258, Dolphins 242)
MIAMI vs. TENNESSEE
 RS: Dolphins lead series, 21-16
 PS: Titans lead series, 1-0
 1966—Dolphins, 20-13 (H)
 Dolphins, 29-28 (M)
 1967—Oilers, 17-14 (H)
 Oilers, 41-10 (M)
 1968—Oilers, 24-10 (M)
 Dolphins, 24-7 (H)
 1969—Oilers, 22-10 (H)
 Oilers, 32-7 (M)
 1970—Dolphins, 20-10 (H)
 1972—Dolphins, 34-13 (M)
 1975—Oilers, 20-19 (H)
 1977—Dolphins, 27-7 (M)
 1978—Oilers, 35-30 (H)
 **Oilers, 17-9 (M)

1979—Oilers, 9-6 (M)
 1981—Dolphins, 16-10 (H)
 1983—Dolphins, 24-17 (H)
 1984—Dolphins, 28-10 (M)
 1985—Oilers, 26-23 (H)
 1986—Dolphins, 28-7 (M)
 1989—Oilers, 39-7 (H)
 1991—Oilers, 17-13 (M)
 1992—Dolphins, 19-16 (M)
 1996—Dolphins, 23-20 (H)
 1997—Dolphins, 16-13 (M) OT
 1999—Dolphins, 17-0 (M)
 2001—Dolphins, 31-23 (T)
 2003—Titans, 31-7 (T)
 2004—Titans, 17-7 (M)
 2005—Dolphins, 24-10 (M)
 2006—Dolphins, 13-10 (M)
 2009—Titans, 27-24 (T) OT
 2010—Dolphins, 29-17 (M)
 2012—Titans, 37-3 (M)
 2015—Dolphins, 38-10 (T)
 2016—Titans, 30-17 (M)
 2017—Dolphins, 16-10 (M)
 2018—Dolphins, 27-20 (M)
 (RS Pts.—Dolphins 710, Titans 695)
 (PS Pts.—Titans 17, Dolphins 9)
**Franchise in Houston prior to 1997; known as Oilers prior to 1999*
***AFC First-Round Playoff*
MIAMI vs. WASHINGTON
 RS: Dolphins lead series, 8-5
 PS: Series tied, 1-1
 1972—***Dolphins, 14-7 (Los Angeles)
 1974—Redskins, 20-17 (W)
 1978—Dolphins, 16-0 (W)
 1981—Dolphins, 13-10 (M)
 1982—***Redskins, 27-17 (Pasadena)
 1984—Dolphins, 35-17 (W)
 1987—Dolphins, 23-21 (M)
 1990—Redskins, 42-20 (W)
 1993—Dolphins, 17-10 (M)
 1999—Redskins, 21-10 (W)
 2003—Dolphins, 24-23 (M)
 2007—Redskins, 16-13 (W) OT
 2011—Dolphins, 20-9 (M)
 2015—Dolphins, 17-10 (W)
 2019—Redskins, 17-16 (M)
 (RS Pts.—Dolphins 241, Washington 216)
 (PS Pts.—Washington 34, Dolphins 31)
**Franchise known as Redskins prior to 2020*
***Super Bowl VII*
****Super Bowl XVII*

ALL-TIME TEAM VS. TEAM RESULTS

MINNESOTA vs. ARIZONA

RS: Vikings lead series, 15-11
PS: Vikings lead series, 2-0;
See Arizona vs. Minnesota

MINNESOTA vs. ATLANTA

RS: Vikings lead series, 19-11
PS: Series tied, 1-1;

See Atlanta vs. Minnesota

MINNESOTA vs. BALTIMORE

RS: Series tied, 3-3;
See Baltimore vs. Minnesota

MINNESOTA vs. BUFFALO

RS: Vikings lead series, 8-6;
See Buffalo vs. Minnesota

MINNESOTA vs. CAROLINA

RS: Vikings lead series, 9-6;
See Carolina vs. Minnesota

MINNESOTA vs. CHICAGO

RS: Vikings lead series, 61-56-2
PS: Bears lead series, 1-0;
See Chicago vs. Minnesota

MINNESOTA vs. CINCINNATI

RS: Vikings lead series, 7-6;
See Cincinnati vs. Minnesota

MINNESOTA vs. CLEVELAND

RS: Vikings lead series, 11-4
PS: Vikings lead series, 1-0;
See Cleveland vs. Minnesota

MINNESOTA vs. DALLAS

RS: Cowboys lead series, 13-12
PS: Cowboys lead series, 4-3;
See Dallas vs. Minnesota

MINNESOTA vs. DENVER

RS: Vikings lead series, 8-7;
See Denver vs. Minnesota

MINNESOTA vs. DETROIT

RS: Vikings lead series, 78-39-2;
See Detroit vs. Minnesota

MINNESOTA vs. GREEN BAY

RS: Packers lead series, 62-54-3
PS: Series tied, 1-1;

See Green Bay vs. Minnesota

MINNESOTA vs. HOUSTON

RS: Vikings lead series, 5-0;
See Houston vs. Minnesota

MINNESOTA vs. INDIANAPOLIS

RS: Colts lead series, 17-7-1
PS: Colts lead series, 1-0;

See Indianapolis vs. Minnesota

MINNESOTA vs. JACKSONVILLE

RS: Vikings lead series, 6-1;
See Jacksonville vs. Minnesota

MINNESOTA vs. KANSAS CITY

RS: Chiefs lead series, 7-5
PS: Chiefs lead series, 1-0;

See Kansas City vs. Minnesota

MINNESOTA vs. LAS VEGAS

RS: Raiders lead series, 9-6
PS: Raiders lead series, 1-0;

See Las Vegas vs. Minnesota

MINNESOTA vs. L.A. CHARGERS

RS: Vikings lead series, 7-6;
See L.A. Chargers vs. Minnesota

MINNESOTA vs. L.A. RAMS

RS: Vikings lead series, 22-15-2
PS: Vikings lead series, 5-2;

See L.A. Rams vs. Minnesota

MINNESOTA vs. MIAMI

RS: Dolphins lead series, 7-5
PS: Dolphins lead series, 1-0;

See Miami vs. Minnesota

MINNESOTA vs. *NEW ENGLAND

RS: Patriots lead series, 9-4
1970—Vikings, 35-14 (B)
1974—Patriots, 17-14 (M)
1979—Patriots, 27-23 (NE)

1988—Vikings, 36-6 (M)

1991—Patriots, 26-23 (NE) OT

1994—Patriots, 26-20 (NE) OT

1997—Vikings, 23-18 (M)

2000—Vikings, 21-13 (NE)

2002—Patriots, 24-17 (NE)

2006—Patriots, 31-7 (M)

2010—Patriots, 28-18 (NE)

2014—Patriots, 30-7 (M)

2018—Patriots, 24-10 (NE)

(RS Pts.—Patriots 284, Vikings 254)

*Franchise in Boston prior to 1971

MINNESOTA vs. NEW ORLEANS

RS: Vikings lead series, 19-12

PS: Vikings lead series, 4-1

1988—Saints, 20-17 (NO)

1970—Vikings, 26-0 (M)

1971—Vikings, 23-10 (NO)

1972—Vikings, 37-6 (M)

1974—Vikings, 29-9 (M)

1975—Vikings, 20-7 (NO)

1976—Vikings, 40-9 (NO)

1978—Saints, 31-24 (NO)

1980—Vikings, 23-20 (NO)

1981—Vikings, 20-10 (M)

1983—Saints, 17-16 (NO)

1985—Saints, 30-23 (M)

1986—Vikings, 33-17 (M)

1987—*Vikings, 44-10 (NO)

1988—Vikings, 45-3 (M)

1990—Vikings, 32-3 (M)

1991—Saints, 26-0 (NO)

1993—Saints, 17-14 (M)

1994—Vikings, 21-20 (M)

1995—Vikings, 43-24 (M)

1998—Vikings, 31-24 (M)

2000—**Vikings, 34-16 (M)

2001—Saints, 28-15 (NO)

2002—Vikings, 32-31 (NO)

2004—Vikings, 38-31 (NO)

2005—Vikings, 33-16 (M)

2008—Vikings, 30-27 (NO)

2009—***Saints, 31-28 (NO) OT

2010—Saints, 14-9 (NO)

2011—Saints, 42-20 (M)

2014—Saints, 20-9 (NO)

2017—Vikings, 29-19 (M)

**Vikings, 29-24 (M)

2018—Saints, 30-20 (M)

2019—*Vikings, 26-20 (NO) OT

2020—Saints, 52-33 (NO)

(RS Pts.—Vikings 785, Saints 613)

(PS Pts.—Vikings 161, Saints 101)

*NFC First-Round Playoff

**NFC Divisional Playoff

***NFC Championship

****NFC Championship

MINNESOTA vs. N.Y. GIANTS

RS: Vikings lead series, 16-10

PS: Giants lead series, 2-1

1964—Vikings, 30-21 (NY)

1965—Vikings, 40-14 (M)

1967—Vikings, 27-24 (M)

1969—Giants, 24-23 (NY)

1971—Vikings, 17-10 (NY)

1973—Vikings, 31-7 (New Haven)

1976—Vikings, 24-7 (M)

1986—Giants, 22-20 (M)

1989—Giants, 24-14 (NY)

1990—Giants, 23-15 (NY)

1993—*Giants, 17-10 (NY)

1994—Vikings, 27-10 (NY)

1996—Giants, 15-10 (NY)

1997—*Vikings, 23-22 (NY)

1999—Vikings, 34-17 (NY)

2000—**Giants, 41-0 (NY)

2001—Vikings, 28-16 (M)

2002—Giants, 27-20 (M)

2003—Giants, 29-17 (M)

2004—Giants, 34-13 (M)

2005—Vikings, 24-21 (NY)

2007—Vikings, 41-17 (NY)

2008—Vikings, 20-19 (M)

2009—Vikings, 44-7 (M)

2010—Giants, 21-3 (Detroit)

2013—Giants, 23-7 (NY)

2015—Vikings, 49-17 (M)

2016—Vikings, 24-10 (M)

2019—Vikings, 28-10 (NY)

(RS Pts.—Vikings 630, Giants 469)

(PS Pts.—Giants 80, Vikings 33)

*NFC First-Round Playoff

**NFC Championship

MINNESOTA vs. N.Y. JETS

RS: Jets lead series, 8-3

1970—Jets, 20-10 (NY)

1975—Vikings, 29-21 (M)

1979—Jets, 14-7 (NY)

1982—Jets, 42-14 (M)

1994—Jets, 31-21 (M)

1997—Jets, 23-21 (NY)

2002—Jets, 20-7 (NY)

2006—Jets, 26-13 (M)

2010—Jets, 29-20 (NY)

2014—Vikings, 30-24 (M) OT

2018—Vikings, 37-17 (NY)

(RS Pts.—Jets 267, Vikings 209)

MINNESOTA vs. PHILADELPHIA

RS: Vikings lead series, 15-10

PS: Eagles lead series, 4-0

1962—Vikings, 31-21 (M)

1963—Vikings, 34-13 (P)

1968—Vikings, 24-17 (P)

1971—Vikings, 13-0 (P)

1973—Vikings, 28-21 (M)

1976—Vikings, 31-12 (P)

1978—Vikings, 28-27 (M)

1980—Eagles, 42-7 (M)

*Eagles, 31-16 (P)

1981—Vikings, 35-23 (M)

1984—Eagles, 19-17 (P)

1985—Vikings, 28-23 (P)

Eagles, 37-35 (M)

1988—Vikings, 23-21 (M)

1989—Eagles, 10-9 (P)

1990—Eagles, 32-24 (P)

1992—Eagles, 28-17 (P)

1997—Vikings, 28-19 (M)

2001—Eagles, 48-17 (P)

2004—Eagles, 27-16 (P)

*Eagles, 27-14 (P)

2007—Eagles, 23-16 (M)

2008—**Eagles, 26-14 (M)

2010—Vikings, 24-14 (P)

2013—Vikings, 48-30 (M)

2016—Eagles, 21-10 (P)

2017—***Eagles, 38-7 (P)

2018—Vikings, 23-21 (P)

2019—Vikings, 38-20 (M)

(RS Pts.—Vikings 604, Eagles 569)

(PS Pts.—Eagles 122, Vikings 51)

*NFC Divisional Playoff

**NFC First-Round Playoff

***NFC Championship

MINNESOTA vs. PITTSBURGH

RS: Vikings lead series, 9-8

PS: Steelers lead series, 1-0

1962—Steelers, 39-31 (P)

1964—Vikings, 30-10 (M)

1967—Vikings, 41-27 (P)

1969—Vikings, 52-14 (M)

1972—Steelers, 23-10 (P)

1974—*Steelers, 16-6 (New Orleans)

1976—Vikings, 17-6 (M)

1980—Steelers, 23-17 (M)

ALL-TIME TEAM VS. TEAM RESULTS

1983—Vikings, 17-14 (P)
 1986—Vikings, 31-7 (M)
 1989—Steelers, 27-14 (P)
 1992—Vikings, 6-3 (P)
 1995—Vikings, 44-24 (P)
 2001—Steelers, 21-16 (P)
 2005—Steelers, 18-3 (M)
 2009—Steelers, 27-17 (P)
 2013—Vikings, 34-27 (London)
 2017—Steelers, 26-9 (P)
 (RS Pts.—Vikings 389, Steelers 336)
 (PS Pts.—Steelers 16, Vikings 6)
 *Super Bowl IX

MINNESOTA vs. SAN FRANCISCO

RS: Vikings lead series, 22-19-1

PS: 49ers lead series, 5-1

1961—49ers, 38-24 (M)
 49ers, 38-28 (SF)
 1962—49ers, 21-7 (SF)
 49ers, 35-12 (M)
 1963—Vikings, 24-20 (SF)
 Vikings, 45-14 (M)
 1964—Vikings, 27-22 (SF)
 Vikings, 24-7 (M)
 1965—Vikings, 42-41 (SF)
 49ers, 45-24 (M)
 1966—Tie, 20-20 (SF)
 Vikings, 28-3 (M)
 1967—49ers, 27-21 (M)
 1968—Vikings, 30-20 (SF)
 1969—Vikings, 10-7 (M)
 1970—*49ers, 17-14 (M)
 1971—49ers, 13-9 (M)
 1972—49ers, 20-17 (SF)
 1973—Vikings, 17-13 (SF)
 1975—Vikings, 27-17 (M)
 1976—49ers, 20-16 (SF)
 1977—Vikings, 28-27 (M)
 1979—Vikings, 28-22 (M)
 1983—49ers, 48-17 (M)
 1984—49ers, 51-7 (SF)
 1985—Vikings, 28-21 (M)
 1986—Vikings, 27-24 (SF) OT
 1987—*Vikings, 36-24 (SF)
 1988—49ers, 24-21 (SF)
 *49ers, 34-9 (SF)
 1989—*49ers, 41-13 (SF)
 1990—49ers, 20-17 (M)
 1991—Vikings, 17-14 (M)
 1992—49ers, 20-17 (M)
 1993—49ers, 38-19 (SF)
 1994—Vikings, 21-14 (M)
 1995—49ers, 37-30 (SF)
 1997—49ers, 28-17 (SF)
 *49ers, 38-22 (SF)
 1999—Vikings, 40-16 (M)
 2003—Vikings, 35-7 (M)
 2006—49ers, 9-3 (SF)
 2007—Vikings, 27-7 (SF)
 2009—Vikings, 27-24 (M)
 2012—Vikings, 24-13 (M)
 2015—49ers, 20-3 (SF)
 2018—Vikings, 24-16 (M)
 2019—*49ers, 27-10 (SF)
 (RS Pts.—49ers 941, Vikings 929)
 (PS Pts.—49ers 181, Vikings 104)
 *NFC Divisional Playoff

MINNESOTA vs. SEATTLE

RS: Seahawks lead series, 12-5

PS: Seahawks lead series, 1-0

1976—Vikings, 27-21 (M)
 1978—Seahawks, 29-28 (S)
 1984—Seahawks, 20-12 (M)
 1987—Seahawks, 28-17 (S)
 1990—Vikings, 24-21 (S)
 1996—Seahawks, 42-23 (S)
 2002—Seahawks, 48-23 (S)

2003—Vikings, 34-7 (M)
 2004—Seahawks, 27-23 (M)
 2006—Vikings, 31-13 (S)
 2009—Vikings, 35-9 (M)
 2012—Seahawks, 30-20 (S)
 2013—Seahawks, 41-20 (S)
 2015—Seahawks, 38-7 (M)
 *Seahawks, 10-9 (M)
 2018—Seahawks, 21-7 (S)
 2019—Seahawks, 37-30 (S)
 2020—Seahawks, 27-26 (S)
 (RS Pts.—Seahawks 459, Vikings 387)
 (PS Pts.—Seahawks 10, Vikings 9)
 *NFC First-Round Playoff

MINNESOTA vs. TAMPA BAY

RS: Vikings lead series, 33-23

1977—Vikings, 9-3 (TB)

1978—Buccaneers, 16-10 (M)
 Vikings, 24-7 (TB)
 1979—Buccaneers, 12-10 (M)
 Vikings, 23-22 (TB)
 1980—Vikings, 38-30 (M)
 Vikings, 21-10 (TB)
 1981—Buccaneers, 21-13 (TB)
 Vikings, 25-10 (M)
 1982—Vikings, 17-10 (M)
 1983—Vikings, 19-16 (TB) OT
 Buccaneers, 17-12 (M)
 1984—Buccaneers, 35-31 (TB)
 Vikings, 27-24 (M)
 1985—Vikings, 31-16 (TB)
 Vikings, 26-7 (M)
 1986—Vikings, 23-10 (TB)
 Vikings, 45-13 (M)
 1987—Buccaneers, 20-10 (TB)
 Vikings, 23-17 (M)
 1988—Vikings, 14-13 (M)
 Vikings, 49-20 (TB)
 1989—Vikings, 17-3 (M)
 Vikings, 24-10 (TB)
 1990—Buccaneers, 23-20 (M) OT
 Buccaneers, 26-13 (TB)
 1991—Vikings, 28-13 (M)
 Vikings, 26-24 (TB)
 1992—Vikings, 26-20 (M)
 Vikings, 35-7 (TB)
 1993—Vikings, 15-0 (M)
 Buccaneers, 23-10 (TB)
 1994—Vikings, 36-13 (TB)
 Buccaneers, 20-17 (M) OT
 1995—Buccaneers, 20-17 (TB) OT
 Vikings, 31-17 (M)
 1996—Buccaneers, 24-13 (TB)
 Vikings, 21-10 (M)
 1997—Buccaneers, 28-14 (M)
 Vikings, 10-6 (TB)
 1998—Vikings, 31-7 (M)
 Buccaneers, 27-24 (TB)
 1999—Vikings, 21-14 (M)
 Buccaneers, 24-17 (TB)
 2000—Vikings, 30-23 (M)
 Buccaneers, 41-13 (TB)
 2001—Vikings, 20-16 (M)
 Buccaneers, 41-14 (TB)
 2002—Buccaneers, 38-24 (TB)
 2005—Buccaneers, 24-13 (M)
 2008—Buccaneers, 19-13 (TB)
 2011—Buccaneers, 24-20 (M)
 2012—Buccaneers, 36-17 (M)
 2014—Vikings, 19-13 (TB) OT
 2017—Vikings, 34-17 (M)
 2020—Buccaneers, 26-14 (TB)
 (RS Pts.—Vikings 1,197, Buccaneers 1,026)
 *MINNESOTA vs. *TENNESSEE
 RS: Vikings lead series, 9-5
 1974—Vikings, 51-10 (M)
 1980—Oilers, 20-16 (H)

1983—Vikings, 34-14 (M)
 1986—Oilers, 23-10 (H)
 1989—Vikings, 38-7 (M)
 1992—Oilers, 17-13 (M)
 1995—Vikings, 23-17 (M) OT
 1998—Vikings, 26-16 (T)
 2001—Vikings, 42-24 (M)
 2004—Vikings, 20-3 (M)
 2008—Titans, 30-17 (T)
 2012—Vikings, 30-7 (M)
 2016—Vikings, 25-16 (T)
 2020—Titans, 31-30 (M)
 (RS Pts.—Vikings 375, Titans 235)
 *Franchise in Houston prior to 1997; known as Oilers prior to 1999

MINNESOTA vs. *WASHINGTON

RS: Vikings lead series, 12-10

PS: Washington leads series, 3-2

1968—Vikings, 27-14 (M)
 1970—Vikings, 19-10 (W)
 1972—Redskins, 24-21 (M)
 1973—*Vikings, 27-20 (M)
 1975—Redskins, 31-30 (W)
 1976—*Vikings, 35-20 (M)
 1980—Vikings, 39-14 (W)
 1982—***Redskins, 21-7 (W)
 1984—Redskins, 31-17 (M)
 1986—Redskins, 44-38 (W) OT
 1987—Redskins, 27-24 (M) OT
 ***Redskins, 17-10 (W)
 1992—Redskins, 15-13 (M)
 ****Redskins, 24-7 (M)
 1993—Vikings, 14-9 (W)
 1998—Vikings, 41-7 (M)
 2004—Redskins, 21-18 (W)
 2006—Vikings, 19-16 (W)
 2007—Redskins, 32-21 (M)
 2010—Vikings, 17-13 (W)
 2011—Vikings, 33-26 (W)
 2012—Redskins, 38-26 (W)
 2013—Vikings, 34-27 (M)
 2014—Vikings, 29-26 (M)
 2016—Redskins, 26-20 (W)
 2017—Vikings, 38-30 (W)
 2019—Vikings, 19-9 (M)
 (RS Pts.—Vikings 557, Washington 490)
 (PS Pts.—Washington 102, Vikings 86)
 *Franchise known as Redskins prior to 2020
 *NFC Divisional Playoff
 ***NFC Second-Round Playoff
 ****NFC Championship
 *****NFC First-Round Playoff

NEW ENGLAND vs. ARIZONA

RS: Patriots lead series, 8-7;

See Arizona vs. New England

NEW ENGLAND vs. ATLANTA

RS: Patriots lead series, 8-6

PS: Patriots lead series, 1-0;

See Atlanta vs. New England

NEW ENGLAND vs. BALTIMORE

RS: Patriots lead series, 9-2

PS: Series tied, 2-2;

See Baltimore vs. New England

NEW ENGLAND vs. BUFFALO

RS: Patriots lead series, 75-45-1

PS: Patriots lead series, 1-0;

See Buffalo vs. New England

NEW ENGLAND vs. CAROLINA

RS: Panthers lead series, 4-2

PS: Patriots lead series, 1-0;

See Carolina vs. New England

NEW ENGLAND vs. CHICAGO

RS: Patriots lead series, 10-3

PS: Bears lead series, 1-0;

See Chicago vs. New England

ALL-TIME TEAM VS. TEAM RESULTS**NEW ENGLAND vs. CINCINNATI**

RS: Patriots lead series, 17-9;
See Cincinnati vs. New England
NEW ENGLAND vs. CLEVELAND
RS: Series tied, 12-12
PS: Browns lead series, 1-0;
See Cleveland vs. New England
NEW ENGLAND vs. DALLAS
RS: Cowboys lead series, 7-6;
See Dallas vs. New England
NEW ENGLAND vs. DENVER
RS: Broncos lead series, 27-22
PS: Broncos lead series, 4-1;
See Denver vs. New England
NEW ENGLAND vs. DETROIT
RS: Patriots lead series, 7-5;
See Detroit vs. New England
NEW ENGLAND vs. GREEN BAY
RS: Patriots lead series, 6-5
PS: Packers lead series, 1-0;
See Green Bay vs. New England
NEW ENGLAND vs. HOUSTON
RS: Patriots lead series, 8-3
PS: Patriots lead series, 2-0;
See Houston vs. New England
NEW ENGLAND vs. INDIANAPOLIS
RS: Patriots lead series, 48-28
PS: Patriots lead series, 4-1;
See Indianapolis vs. New England
NEW ENGLAND vs. JACKSONVILLE
RS: Patriots lead series, 7-1
PS: Patriots lead series, 4-1;
See Jacksonville vs. New England
NEW ENGLAND vs. KANSAS CITY
RS: Chiefs lead series, 20-14-3
PS: Patriots lead series, 2-0;
See Kansas City vs. New England
NEW ENGLAND vs. LAS VEGAS
RS: Patriots lead series, 18-14-1
PS: Patriots lead series, 2-1;
See Las Vegas vs. New England
NEW ENGLAND vs. L.A. CHARGERS
RS: Patriots lead series, 23-14-2
PS: Patriots lead series, 3-1;
See L.A. Chargers vs. New England
NEW ENGLAND vs. L.A. RAMS
RS: Patriots lead series, 7-6
PS: Patriots lead series, 2-0;
See L.A. Rams vs. New England
NEW ENGLAND vs. MIAMI
RS: Dolphins lead series, 56-52
PS: Patriots lead series, 2-1;
See Miami vs. New England
NEW ENGLAND vs. MINNESOTA
RS: Patriots lead series, 9-4;
See Minnesota vs. New England
NEW ENGLAND vs. NEW ORLEANS
RS: Patriots lead series, 10-4
1972—Patriots, 17-10 (NO)
1976—Patriots, 27-6 (NE)
1980—Patriots, 38-27 (NO)
1983—Patriots, 7-0 (NE)
1986—Patriots, 21-20 (NO)
1989—Saints, 28-24 (NE)
1992—Saints, 31-14 (NE)
1995—Saints, 31-17 (NE)
1998—Patriots, 30-27 (NO)
2001—Patriots, 34-17 (NE)
2005—Patriots, 24-17 (NE)
2009—Saints, 38-17 (NO)
2013—Patriots, 30-27 (NE)
2017—Patriots, 36-20 (NO)
(RS Pts.—Patriots 336, Saints 299)
***NEW ENGLAND vs. N.Y. GIANTS**
RS: Patriots lead series, 7-4
PS: Giants lead series, 2-0;
1970—Giants, 16-0 (B)
1974—Patriots, 28-20 (New Haven)

1987—Giants, 17-10 (NY)
1990—Giants, 13-10 (NE)
1996—Patriots, 23-22 (NY)
1999—Patriots, 16-14 (NE)
2003—Patriots, 17-6 (NE)
2007—Patriots, 38-35 (NY)
**Giants, 17-14 (Arizona)
2011—Giants, 24-20 (NE)
***Giants, 21-17 (Indianapolis)
2015—Patriots, 27-26 (NY)
2019—Patriots, 35-14 (NE)
(RS Pts.—Patriots 224, Giants 207)
(PS Pts.—Giants 38, Patriots 31)
**Franchise in Boston prior to 1971*
***Super Bowl XLII*
****Super Bowl XLVI*
***NEW ENGLAND vs. **N.Y. JETS**
RS: Patriots lead series, 67-53-1
PS: Patriots lead series, 2-1
1960—Patriots, 28-24 (NY)
Patriots, 38-21 (B)
1961—Titans, 21-20 (B)
Titans, 37-30 (NY)
1962—Patriots, 43-14 (NY)
Patriots, 24-17 (B)
1963—Patriots, 38-14 (B)
Jets, 31-24 (NY)
1964—Patriots, 26-10 (B)
Jets, 35-14 (NY)
1965—Jets, 30-20 (B)
Patriots, 27-23 (NY)
1966—Tie, 24-24 (B)
Jets, 38-28 (NY)
1967—Jets, 30-23 (NY)
Jets, 29-24 (B)
1968—Jets, 47-31 (Birmingham)
Jets, 48-14 (NY)
1969—Jets, 23-14 (B)
Jets, 23-17 (NY)
1970—Jets, 31-21 (B)
Jets, 17-3 (NY)
1971—Patriots, 20-0 (NE)
Jets, 13-6 (NY)
1972—Jets, 41-13 (NE)
Jets, 34-10 (NY)
1973—Jets, 9-7 (NE)
Jets, 33-13 (NY)
1974—Patriots, 24-0 (NY)
Jets, 21-16 (NE)
1975—Jets, 36-7 (NY)
Jets, 30-28 (NE)
1976—Patriots, 41-7 (NE)
Patriots, 38-24 (NY)
1977—Jets, 30-27 (NY)
Patriots, 24-13 (NE)
1978—Patriots, 55-21 (NE)
Patriots, 19-17 (NY)
1979—Patriots, 56-3 (NE)
Jets, 27-26 (NY)
1980—Patriots, 21-11 (NY)
Patriots, 34-21 (NE)
1981—Jets, 28-24 (NY)
Jets, 17-6 (NE)
1982—Jets, 31-7 (NE)
1983—Patriots, 23-13 (NE)
Jets, 26-3 (NY)
1984—Patriots, 28-21 (NY)
Patriots, 30-20 (NE)
1985—Patriots, 20-13 (NE)
Jets, 16-13 (NY) OT
***Patriots, 26-14 (NY)
1986—Patriots, 20-6 (NY)
Jets, 31-24 (NE)
1987—Jets, 43-24 (NY)
Patriots, 42-20 (NE)
1988—Patriots, 28-3 (NY)
Patriots, 14-13 (NY)

1989—Patriots, 27-24 (NY)
Jets, 27-26 (NE)
1990—Jets, 37-13 (NE)
Jets, 42-7 (NY)
1991—Jets, 28-21 (NE)
Patriots, 6-3 (NY)
1992—Jets, 30-21 (NY)
Patriots, 24-3 (NE)
1993—Jets, 45-7 (NY)
Jets, 6-0 (NE)
1994—Jets, 24-17 (NY)
Patriots, 24-13 (NE)
1995—Patriots, 20-7 (NY)
Patriots, 31-28 (NE)
1996—Patriots, 31-27 (NY)
Patriots, 34-10 (NE)
1997—Patriots, 27-24 (NE) OT
Jets, 24-19 (NY)
1998—Jets, 24-14 (NE)
Jets, 31-10 (NY)
1999—Patriots, 30-28 (NY)
Jets, 24-17 (NE)
2000—Jets, 20-19 (NY)
Jets, 34-17 (NE)
2001—Jets, 10-3 (NE)
Patriots, 17-16 (NY)
2002—Patriots, 44-7 (NY)
Jets, 30-17 (NE)
2003—Patriots, 23-16 (NE)
Patriots, 21-16 (NY)
2004—Patriots, 13-7 (NE)
Patriots, 23-7 (NY)
2005—Patriots, 16-3 (NE)
Patriots, 31-21 (NY)
2006—Patriots, 24-17 (NY)
Jets, 17-14 (NE)
***Patriots, 37-16 (NE)
2007—Patriots, 38-14 (NY)
Patriots, 20-10 (NE)
2008—Patriots, 19-10 (NY)
Jets, 34-31 (NE) OT
2009—Jets, 16-9 (NY)
Patriots, 31-14 (NE)
2010—Jets, 28-14 (NY)
Patriots, 45-3 (NE)
***Jets, 28-21 (NE)
2011—Patriots, 30-21 (NE)
Patriots, 37-16 (NY)
2012—Patriots, 29-26 (NE) OT
Patriots, 49-19 (NY)
2013—Patriots, 13-10 (NE)
Jets, 30-27 (NY) OT
2014—Patriots, 27-25 (NE)
Patriots, 17-16 (NY)
2015—Patriots, 30-23 (NE)
Jets, 26-20 (NY) OT
2016—Patriots, 22-17 (NY)
Patriots, 41-3 (NE)
2017—Patriots, 24-17 (NY)
Patriots, 26-6 (NE)
2018—Patriots, 27-13 (NY)
Patriots, 38-3 (NE)
2019—Patriots, 30-14 (NE)
Patriots, 33-0 (NY)
2020—Patriots, 30-27 (NY)
Patriots, 28-14 (NE)
(RS Pts.—Patriots 2,815, Jets 2,464)
(PS Pts.—Patriots 84, Jets 58)
**Franchise in Boston prior to 1971*
***Jets known as Titans prior to 1963*
****AFC First-Round Playoff*
*****AFC Divisional Playoff*
NEW ENGLAND vs. PHILADELPHIA
RS: Eagles lead series, 7-6
PS: Series tied, 1-1
1973—Eagles, 24-23 (P)
1977—Patriots, 14-6 (NE)
1978—Patriots, 24-14 (NE)

ALL-TIME TEAM VS. TEAM RESULTS

1981—Eagles, 13-3 (P)
 1984—Eagles, 27-17 (P)
 1987—Eagles, 34-31 (NE) OT
 1990—Eagles, 48-20 (P)
 1999—Eagles, 24-9 (P)
 2003—Patriots, 31-10 (P)
 2004—*Patriots, 24-21 (Jacksonville)
 2007—Patriots, 31-28 (NE)
 2011—Patriots, 38-20 (P)
 2015—Eagles, 35-28 (NE)
 2017—**Eagles, 41-33 (Minnesota)
 2019—Patriots, 17-10 (P)
 (RS Pts.—Eagles 293, Patriots 286)
 (PS Pts.—Eagles 62, Patriots 57)
 *Super Bowl XXXIX
 **Super Bowl LII

NEW ENGLAND vs. PITTSBURGH

RS: Steelers lead series, 15-13
 PS: Patriots lead series, 4-1
 1972—Steelers, 33-3 (P)
 1974—Steelers, 21-17 (NE)
 1976—Patriots, 30-27 (P)
 1979—Steelers, 16-13 (NE) OT
 1981—Steelers, 27-21 (P) OT
 1982—Steelers, 37-14 (P)
 1983—Patriots, 28-23 (P)
 1986—Patriots, 34-0 (P)
 1989—Steelers, 28-10 (P)
 1990—Steelers, 24-3 (P)
 1991—Steelers, 20-6 (P)
 1993—Steelers, 17-14 (P)
 1995—Steelers, 41-27 (P)
 1996—*Patriots, 28-3 (NE)
 1997—Steelers, 24-21 (NE) OT
 *Steelers, 7-6 (P)

1998—Patriots, 23-9 (P)
 2001—**Patriots, 24-17 (P)
 2002—Patriots, 30-14 (NE)
 2004—Steelers, 34-20 (P)
 **Patriots, 41-27 (P)
 2005—Patriots, 23-20 (P)
 2007—Patriots, 34-13 (NE)
 2008—Steelers, 33-10 (NE)
 2010—Patriots, 39-26 (P)
 2011—Steelers, 25-17 (P)
 2013—Patriots, 55-31 (NE)
 2015—Patriots, 28-21 (NE)
 2016—Patriots, 27-16 (P)
 **Patriots, 36-17 (NE)

2017—Patriots, 27-24 (P)
 2018—Steelers, 17-10 (P)
 2019—Patriots, 33-3 (NE)
 (RS Pts.—Steelers 624, Patriots 617)
 (PS Pts.—Patriots 135, Steelers 71)
 *AFC Divisional Playoff

**AFC Championship

NEW ENGLAND vs. SAN FRANCISCO

RS: 49ers lead series, 9-5
 1971—49ers, 27-10 (SF)
 1975—Patriots, 24-16 (NE)
 1980—49ers, 21-17 (SF)
 1983—49ers, 33-13 (NE)
 1986—49ers, 29-24 (NE)
 1989—49ers, 37-20 (SF)
 1992—49ers, 24-12 (NE)
 1995—49ers, 28-3 (SF)
 1998—Patriots, 24-21 (NE)
 2004—Patriots, 21-7 (NE)
 2008—Patriots, 30-21 (SF)
 2012—49ers, 41-34 (NE)
 2016—Patriots, 30-17 (SF)
 2020—49ers, 33-6 (NE)
 (RS Pts.—49ers 355, Patriots 268)

NEW ENGLAND vs. SEATTLE

RS: Seahawks lead series, 10-8
 PS: Patriots lead series, 1-0
 1977—Patriots, 31-0 (NE)
 1980—Patriots, 37-31 (S)

1982—Patriots, 16-0 (S)
 1983—Seahawks, 24-6 (S)
 1984—Patriots, 38-23 (NE)
 1985—Patriots, 20-13 (S)
 1986—Seahawks, 38-31 (NE)
 1988—Patriots, 13-7 (NE)
 1989—Seahawks, 24-3 (NE)
 1990—Seahawks, 33-20 (NE)
 1992—Seahawks, 10-6 (NE)
 1993—Seahawks, 17-14 (NE)
 Seahawks, 10-9 (S)
 2004—Patriots, 30-20 (NE)
 2008—Patriots, 24-21 (S)
 2012—Seahawks, 24-23 (S)
 2014—*Patriots, 28-24 (Phoenix)
 2016—Seahawks, 31-24 (NE)
 2020—Seahawks, 35-30 (S)
 (RS Pts.—Patriots 375, Seahawks 361)
 (PS Pts.—Patriots 28, Seahawks 24)
 *Super Bowl XLIX

NEW ENGLAND vs. TAMPA BAY

RS: Patriots lead series, 7-2
 1976—Patriots, 31-14 (TB)
 1985—Patriots, 32-14 (TB)
 1988—Patriots, 10-7 (NE) OT
 1997—Buccaneers, 27-7 (TB)
 2000—Buccaneers, 21-16 (NE)
 2005—Patriots, 28-0 (NE)
 2009—Patriots, 35-7 (London)
 2013—Patriots, 23-3 (NE)
 2017—Patriots, 19-14 (TB)
 (RS Pts.—Patriots 201, Buccaneers 107)

***NEW ENGLAND vs. **TENNESSEE**

RS: Patriots lead series, 23-16-1
 PS: Series tied, 2-2
 1960—Oilers, 24-10 (B)
 Oilers, 37-21 (H)
 1961—Tie, 31-31 (B)
 Oilers, 27-15 (H)
 1962—Patriots, 34-21 (B)
 Oilers, 21-17 (H)
 1963—Patriots, 45-3 (B)
 Patriots, 46-28 (H)
 1964—Patriots, 25-24 (B)
 Patriots, 34-17 (H)
 1965—Oilers, 31-10 (H)
 Patriots, 42-14 (B)
 1966—Patriots, 27-21 (B)
 Patriots, 38-14 (H)
 1967—Patriots, 18-7 (B)
 Oilers, 27-6 (H)
 1968—Oilers, 16-0 (B)
 Oilers, 45-17 (H)

1969—Patriots, 24-0 (B)
 Oilers, 27-23 (H)
 1971—Patriots, 28-20 (NE)
 1973—Patriots, 32-0 (H)
 1975—Oilers, 7-0 (NE)
 1978—Oilers, 26-23 (NE)
 ***Oilers, 31-14 (NE)

1980—Oilers, 38-34 (H)
 1981—Patriots, 38-10 (NE)
 1982—Patriots, 29-21 (NE)
 1987—Patriots, 21-7 (H)
 1988—Oilers, 31-6 (H)
 1989—Patriots, 23-13 (NE)
 1991—Patriots, 24-20 (NE)
 1993—Oilers, 28-14 (NE)
 1998—Patriots, 27-16 (NE)
 2002—Titans, 24-7 (T)
 2003—Patriots, 38-30 (NE)
 ***Patriots, 17-14 (NE)
 2006—Patriots, 40-23 (T)
 2009—Patriots, 59-0 (NE)
 2012—Patriots, 34-13 (T)
 2015—Patriots, 33-16 (NE)
 2017—***Patriots, 35-14 (NE)
 2018—Titans, 34-10 (T)

2019—****Titans, 20-13 (NE)
 (RS Pts.—Patriots 1,003, Titans 812)
 (PS Pts.—Patriots 79, Titans 79)
 *Franchise in Boston prior to 1971
 **Franchise in Houston prior to 1997; known as Oilers prior to 1999
 ***AFC Divisional Playoff
 ****AFC First-Round Playoff
NEW ENGLAND vs. *WASHINGTON
 RS: Washington leads series, 6-5
 1972—Patriots, 24-23 (NE)
 1978—Redskins, 16-14 (NE)
 1981—Redskins, 24-22 (W)
 1984—Redskins, 26-10 (NE)
 1990—Redskins, 25-10 (NE)
 1996—Redskins, 27-22 (NE)
 2003—Redskins, 20-17 (W)
 2007—Patriots, 52-7 (NE)
 2011—Patriots, 34-27 (W)
 2015—Patriots, 27-10 (NE)
 2019—Patriots, 33-7 (W)
 (RS Pts.—Patriots 265, Washington 212)
 *Franchise known as Redskins prior to 2020

NEW ORLEANS vs. ARIZONA

RS: Series tied, 15-15
 PS: Saints lead series, 1-0;
 See Arizona vs. New Orleans
NEW ORLEANS vs. ATLANTA
 RS: Falcons lead series, 52-51
 PS: Falcons lead series, 1-0;
 See Atlanta vs. New Orleans

NEW ORLEANS vs. BALTIMORE

RS: Ravens lead series, 5-2;
 See Baltimore vs. New Orleans
NEW ORLEANS vs. BUFFALO
 RS: Saints lead series, 7-4;
 See Buffalo vs. New Orleans

NEW ORLEANS vs. CAROLINA

RS: Saints lead series, 27-25
 PS: Saints lead series, 1-0;
 See Carolina vs. New Orleans

NEW ORLEANS vs. CHICAGO

RS: Saints lead series, 17-13
 PS: Bears lead series, 2-1;
 See Chicago vs. New Orleans

NEW ORLEANS vs. CINCINNATI

RS: Series tied, 7-7;
 See Cincinnati vs. New Orleans

NEW ORLEANS vs. CLEVELAND

RS: Browns lead series, 13-5;
 See Cleveland vs. New Orleans

NEW ORLEANS vs. DALLAS

RS: Cowboys lead series, 17-13;
 See Dallas vs. New Orleans

NEW ORLEANS vs. DENVER

RS: Broncos lead series, 9-3;
 See Denver vs. New Orleans

NEW ORLEANS vs. DETROIT

RS: Saints lead series, 13-12-1
 PS: Saints lead series, 1-0;
 See Detroit vs. New Orleans

NEW ORLEANS vs. GREEN BAY

RS: Packers lead series, 17-9;
 See Green Bay vs. New Orleans

NEW ORLEANS vs. HOUSTON

RS: Saints lead series, 3-2;
 See Houston vs. New Orleans

NEW ORLEANS vs. INDIANAPOLIS

RS: Saints lead series, 8-5
 PS: Saints lead series, 1-0;
 See Indianapolis vs. New Orleans

NEW ORLEANS vs. JACKSONVILLE

RS: Saints lead series, 5-2;
 See Jacksonville vs. New Orleans

NEW ORLEANS vs. KANSAS CITY

RS: Chiefs lead series, 7-5;
 See Kansas City vs. New Orleans

ALL-TIME TEAM VS. TEAM RESULTS

*NFC First-Round Playoff

**NFC Divisional Playoff

NEW ORLEANS vs. TAMPA BAY

RS: Saints lead series, 37-21
 PS: Buccaneers lead series, 1-0
 1977—Buccaneers, 33-14 (NO)
 1978—Saints, 17-10 (TB)
 1979—Saints, 42-14 (TB)
 1981—Buccaneers, 31-14 (NO)
 1982—Buccaneers, 13-10 (NO)
 1983—Saints, 24-21 (TB)
 1984—Saints, 17-13 (NO)
 1985—Saints, 20-13 (NO)
 1986—Saints, 38-7 (NO)
 1987—Saints, 44-34 (NO)
 1988—Saints, 13-9 (NO)
 1989—Buccaneers, 20-10 (TB)
 1990—Saints, 35-7 (NO)
 1991—Saints, 23-7 (NO)
 1992—Saints, 23-21 (NO)
 1994—Saints, 9-7 (TB)
 1996—Buccaneers, 13-7 (TB)
 1998—Saints, 9-3 (NO)
 1999—Buccaneers, 31-16 (NO)
 2001—Buccaneers, 48-21 (TB)
 2002—Saints, 26-20 (TB) OT
 Saints, 23-20 (NO)
 2003—Saints, 17-14 (TB)
 Buccaneers, 14-7 (NO)
 2004—Buccaneers, 20-17 (NO)
 Saints, 21-17 (TB)
 2005—Buccaneers, 10-3 (Baton Rouge)
 Buccaneers, 27-13 (TB)
 2006—Saints, 24-21 (NO)
 Saints, 31-14 (TB)
 2007—Buccaneers, 31-14 (TB)
 Buccaneers, 27-23 (NO)
 2008—Saints, 24-20 (NO)
 Buccaneers, 23-20 (TB)
 2009—Saints, 38-7 (TB)
 Buccaneers, 20-17 (NO) OT
 2010—Saints, 31-6 (TB)
 Buccaneers, 23-13 (NO)
 2011—Buccaneers, 26-20 (TB)
 Saints, 27-16 (NO)
 2012—Saints, 35-28 (TB)
 Saints, 41-0 (NO)
 2013—Saints, 16-14 (TB)
 Saints, 42-17 (NO)
 2014—Saints, 37-31 (NO) OT
 Saints, 23-20 (TB)
 2015—Buccaneers, 26-19 (NO)
 Saints, 24-17 (TB)
 2016—Buccaneers, 16-11 (TB)
 Saints, 31-24 (NO)
 2017—Saints, 30-10 (NO)
 Buccaneers, 31-24 (TB)
 2018—Buccaneers, 48-40 (NO)
 Saints, 28-14 (TB)
 2019—Saints, 31-24 (NO)
 Saints, 34-17 (TB)
 2020—Saints, 34-23 (NO)
 Saints, 38-3 (TB)
 *Buccaneers, 30-20 (NO)
 (RS Pts.—Saints 1,353, Buccaneers 1,094)
 (PS Pts.—Buccaneers 30, Saints 20)
NEW ORLEANS vs. *TENNESSEE
 RS: Titans lead series, 8-6-1
 1971—Tie, 13-13 (H)
 1976—Oilers, 31-26 (NO)
 1978—Oilers, 17-12 (NO)
 1981—Saints, 27-24 (H)
 1984—Saints, 27-10 (H)
 1987—Saints, 24-10 (NO)
 1990—Oilers, 23-10 (H)
 1993—Saints, 33-21 (NO)
 1996—Oilers, 31-14 (NO)
 1999—Titans, 24-21 (NO)

2003—Titans, 27-12 (T)
 2007—Titans, 31-14 (NO)
 2011—Saints, 22-17 (T)
 2015—Titans, 34-28 (NO) OT
 2019—Saints, 38-28 (T)
 (RS Pts.—Titans 341, Saints 321)
 *Franchise in Houston prior to 1997; known
 as Oilers prior to 1999
NEW ORLEANS vs. *WASHINGTON
 RS: Washington leads series, 17-10
 1967—Redskins, 30-10 (NO)
 Saints, 30-14 (W)
 1968—Saints, 37-17 (NO)
 1969—Redskins, 26-20 (NO)
 Redskins, 17-14 (W)
 1971—Redskins, 24-14 (W)
 1973—Saints, 19-3 (NO)
 1975—Redskins, 41-3 (W)
 1979—Saints, 14-10 (W)
 1980—Redskins, 22-14 (W)
 1982—Redskins, 27-10 (NO)
 1986—Redskins, 14-6 (NO)
 1988—Redskins, 27-24 (W)
 1989—Redskins, 16-14 (NO)
 1990—Redskins, 31-17 (W)
 1992—Saints, 20-3 (NO)
 1994—Redskins, 38-24 (NO)
 2001—Redskins, 40-10 (NO)
 2002—Saints, 43-27 (W)
 2003—Saints, 24-20 (W)
 2006—Redskins, 16-10 (NO)
 2008—Redskins, 29-24 (W)
 2009—Saints, 33-30 (W) OT
 2012—Redskins, 40-32 (NO)
 2015—Redskins, 47-14 (W)
 2017—Saints, 34-31 (NO) OT
 2018—Saints, 43-19 (NO)
 (RS Pts.—Washington 659, Saints 557)
 *Franchise known as Redskins prior to 2020
N.Y. GIANTS vs. ARIZONA
 RS: Giants lead series, 80-46-2;
 See Arizona vs. N.Y. Giants
N.Y. GIANTS vs. ATLANTA
 RS: Falcons lead series, 13-11;
 PS: Giants lead series, 1-0;
 See Atlanta vs. N.Y. Giants
N.Y. GIANTS vs. BALTIMORE
 RS: Ravens lead series, 4-2
 PS: Ravens lead series, 1-0;
 See Baltimore vs. N.Y. Giants
N.Y. GIANTS vs. BUFFALO
 RS: Bills lead series, 7-6
 PS: Giants lead series, 1-0;
 See Buffalo vs. N.Y. Giants
N.Y. GIANTS vs. CAROLINA
 RS: Panthers lead series, 6-4
 PS: Panthers lead series, 1-0;
 See Carolina vs. N.Y. Giants
N.Y. GIANTS vs. CHICAGO
 RS: Bears lead series, 30-21-2
 PS: Bears lead series, 5-3;
 See Chicago vs. N.Y. Giants
N.Y. GIANTS vs. CINCINNATI
 RS: Bengals lead series, 6-5;
 See Cincinnati vs. N.Y. Giants
N.Y. GIANTS vs. CLEVELAND
 RS: Browns lead series, 27-21-2
 PS: Series tied, 1-1;
 See Cleveland vs. N.Y. Giants
N.Y. GIANTS vs. DALLAS
 RS: Cowboys lead series, 69-46-2
 PS: Giants lead series, 1-0;
 See Dallas vs. N.Y. Giants
N.Y. GIANTS vs. DENVER
 RS: Series tied, 6-6
 PS: Giants lead series, 1-0;
 See Denver vs. N.Y. Giants

N.Y. GIANTS vs. DETROIT
 RS: Lions lead series, 23-21-1
 PS: Lions lead series, 1-0;
 See Detroit vs. N.Y. Giants
N.Y. GIANTS vs. GREEN BAY
 RS: Packers lead series, 29-23-2
 PS: Packers lead series, 5-3;
 See Green Bay vs. N.Y. Giants
N.Y. GIANTS vs. HOUSTON
 RS: Giants lead series, 4-1;
 See Houston vs. N.Y. Giants
N.Y. GIANTS vs. INDIANAPOLIS
 RS: Colts lead series, 10-6
 PS: Colts lead series, 2-0;
 See Indianapolis vs. N.Y. Giants
N.Y. GIANTS vs. JACKSONVILLE
 RS: Jaguars lead series, 4-3;
 See Jacksonville vs. N.Y. Giants
N.Y. GIANTS vs. KANSAS CITY
 RS: Giants lead series, 11-3;
 See Kansas City vs. N.Y. Giants
N.Y. GIANTS vs. LAS VEGAS
 RS: Raiders lead series, 8-5;
 See Las Vegas vs. N.Y. Giants
N.Y. GIANTS vs. L.A. CHARGERS
 RS: Chargers lead series, 7-5;
 See L.A. Chargers vs. N.Y. Giants
N.Y. GIANTS vs. L.A. RAMS
 RS: Rams lead series, 27-16
 PS: Series tied, 1-1;
 See L.A. Rams vs. N.Y. Giants
N.Y. GIANTS vs. MIAMI
 RS: Giants lead series, 7-2;
 See Miami vs. N.Y. Giants
N.Y. GIANTS vs. MINNESOTA
 RS: Vikings lead series, 16-10
 PS: Giants lead series, 2-1;
 See Minnesota vs. N.Y. Giants
N.Y. GIANTS vs. NEW ENGLAND
 RS: Patriots lead series, 7-4
 PS: Giants lead series, 2-0;
 See New England vs. N.Y. Giants
N.Y. GIANTS vs. NEW ORLEANS
 RS: Giants lead series, 16-14
 See New Orleans vs. N.Y. Giants
N.Y. GIANTS vs. N.Y. JETS
 RS: Giants lead series, 8-6
 1970—Giants, 22-10 (NYJ)
 1974—Jets, 26-20 (New Haven) OT
 1981—Jets, 26-7 (NYG)
 1984—Giants, 20-10 (NYJ)
 1987—Giants, 20-7 (NYG)
 1988—Jets, 27-21 (NYJ)
 1993—Jets, 10-6 (NYG)
 1996—Giants, 13-6 (NYJ)
 1999—Giants, 41-28 (NYG)
 2003—Giants, 31-28 (NYJ) OT
 2007—Giants, 35-24 (NYG)
 2011—Giants, 29-14 (NYJ)
 2015—Jets, 23-20 (NYG) OT
 2019—Jets, 34-27 (NYJ)
 (RS Pts.—Giants 312, Jets 273)
N.Y. GIANTS vs. PHILADELPHIA
 RS: Eagles lead series, 86-84-2
 PS: Series tied, 2-2
 1933—Giants, 56-0 (NY)
 Giants, 20-14 (P)
 1934—Giants, 17-0 (NY)
 Eagles, 6-0 (P)
 1935—Giants, 10-0 (NY)
 Giants, 21-14 (P)
 1936—Eagles, 10-7 (P)
 Giants, 21-17 (NY)
 1937—Giants, 16-7 (P)
 Giants, 21-0 (NY)
 1938—Eagles, 14-10 (P)
 Giants, 17-7 (NY)

ALL-TIME TEAM VS. TEAM RESULTS

1939—Giants, 13-3 (P) Giants, 27-10 (NY)	1980—Eagles, 35-3 (P) Eagles, 31-16 (NY)	2017—Eagles, 27-24 (P) Eagles, 34-29 (NY)
1940—Giants, 20-14 (P) Giants, 17-7 (NY)	1981—Eagles, 24-10 (NY) Giants, 20-10 (P) *Giants, 27-21 (P)	2018—Eagles, 34-13 (NY) Eagles, 25-22 (P)
1941—Giants, 24-0 (P) Giants, 16-0 (NY)	1982—Giants, 23-7 (NY) Giants, 26-24 (P)	2019—Eagles, 23-17 (P) OT Eagles, 34-17 (NY)
1942—Giants, 35-17 (NY) Giants, 14-0 (P)	1983—Eagles, 17-13 (NY) Giants, 23-0 (P)	2020—Eagles, 22-21 (P) Giants, 27-17 (NY)
1944—Eagles, 24-17 (NY) Tie, 21-21 (P)	1984—Giants, 28-27 (NY) Eagles, 24-10 (P)	(RS Pts.—Giants 3,323, Eagles 3,305) (PS Pts.—Giants 78, Eagles 77)
1945—Eagles, 38-17 (P) Giants, 28-21 (NY)	1985—Giants, 21-0 (NY) Giants, 16-10 (P) OT	**NFC First-Round Playoff **NFC Divisional Playoff
1946—Eagles, 24-14 (P) Giants, 45-17 (NY)	1986—Giants, 35-3 (NY) Giants, 17-14 (P)	N.Y. GIANTS vs. *PITTSBURGH
1947—Eagles, 23-0 (P) Eagles, 41-24 (NY)	1987—Giants, 20-17 (P) Giants, 23-20 (NY) OT	RS: Giants lead series, 44-31-3
1948—Eagles, 45-0 (P) Eagles, 35-14 (NY)	1988—Eagles, 24-13 (P) Eagles, 23-17 (NY) OT	1933—Giants, 23-2 (P) Giants, 27-3 (NY)
1949—Eagles, 24-3 (NY) Eagles, 17-3 (P)	1989—Eagles, 21-19 (P) Eagles, 24-17 (NY)	1934—Giants, 14-12 (P) Giants, 17-7 (NY)
1950—Giants, 7-3 (NY) Giants, 9-7 (P)	1990—Giants, 27-20 (NY) Eagles, 31-13 (P)	1935—Giants, 42-7 (P) Giants, 13-0 (NY)
1951—Giants, 26-24 (NY) Giants, 23-7 (P)	1991—Eagles, 30-7 (P) Eagles, 19-14 (NY)	1936—Pirates, 10-7 (P)
1952—Giants, 31-7 (P) Eagles, 14-10 (NY)	1992—Eagles, 47-34 (NY) Eagles, 20-10 (P)	1937—Giants, 10-7 (P) Giants, 17-0 (NY)
1953—Eagles, 30-7 (P) Giants, 37-28 (NY)	1993—Giants, 21-10 (NY) Giants, 7-3 (P)	1938—Giants, 27-14 (P) Pirates, 13-10 (NY)
1954—Giants, 27-14 (NY) Eagles, 29-14 (P)	1994—Giants, 28-23 (NY) Giants, 16-13 (P)	1939—Giants, 14-7 (P) Giants, 23-7 (NY)
1955—Eagles, 27-17 (P) Giants, 31-7 (NY)	1995—Eagles, 17-14 (NY) Eagles, 28-19 (P)	1940—Tie, 10-10 (P) Giants, 12-0 (NY)
1956—Giants, 20-3 (NY) Giants, 21-7 (P)	1996—Eagles, 19-10 (NY) Eagles, 24-0 (P)	1941—Giants, 37-10 (P) Giants, 28-7 (NY)
1957—Giants, 24-20 (P) Giants, 13-0 (NY)	1997—Giants, 31-17 (NY) Giants, 31-21 (P)	1942—Steelers, 13-10 (P) Steelers, 17-9 (NY)
1958—Eagles, 27-24 (P) Giants, 24-10 (NY)	1998—Giants, 20-0 (NY) Giants, 20-10 (P)	1945—Giants, 34-6 (P) Steelers, 21-7 (NY)
1959—Eagles, 49-21 (P) Giants, 24-7 (NY)	1999—Giants, 16-15 (NY) Giants, 23-17 (P) OT	1946—Giants, 17-14 (P) Giants, 7-0 (NY)
1960—Eagles, 17-10 (NY) Eagles, 31-23 (P)	2000—Giants, 33-18 (P) Giants, 24-7 (NY) **Giants, 20-10 (NY)	1947—Steelers, 38-21 (NY) Steelers, 24-7 (P)
1961—Giants, 38-21 (NY) Giants, 28-24 (P)	2001—Eagles, 10-9 (NY) Eagles, 24-21 (P)	1948—Giants, 34-27 (NY) Steelers, 38-28 (P)
1962—Giants, 29-13 (P) Giants, 19-14 (NY)	2002—Eagles, 17-3 (P) Giants, 10-7 (NY) OT	1949—Steelers, 28-7 (P) Steelers, 21-17 (NY)
1963—Giants, 37-14 (P) Giants, 42-14 (NY)	2003—Eagles, 14-10 (NY) Eagles, 28-10 (P)	1950—Giants, 18-7 (P) Steelers, 17-6 (NY)
1964—Eagles, 38-7 (P) Eagles, 23-17 (NY)	2004—Eagles, 31-17 (P) Eagles, 27-6 (NY)	1951—Tie, 13-13 (P) Giants, 14-0 (NY)
1965—Giants, 16-14 (P) Giants, 35-27 (NY)	2005—Giants, 27-17 (NY) Giants, 26-23 (P) OT	1952—Steelers, 63-7 (P)
1966—Eagles, 35-17 (P) Eagles, 31-3 (NY)	2006—Giants, 30-24 (P) OT Eagles, 36-22 (NY) *Eagles, 23-20 (P)	1953—Steelers, 24-14 (P) Steelers, 14-10 (NY)
1967—Giants, 44-7 (NY)	2007—Giants, 16-3 (NY) Giants, 16-13 (P)	1954—Giants, 30-6 (P) Giants, 24-3 (NY)
1968—Giants, 34-25 (P) Giants, 7-6 (NY)	2008—Giants, 36-31 (P) Eagles, 20-14 (NY) **Eagles, 23-11 (NY)	1955—Steelers, 30-23 (P) Steelers, 19-17 (NY)
1969—Eagles, 23-20 (NY)	2009—Eagles, 40-17 (P) Eagles, 45-38 (NY)	1956—Giants, 38-10 (NY) Giants, 17-14 (P)
1970—Giants, 30-23 (NY) Eagles, 23-20 (P)	2010—Eagles, 27-17 (P) Eagles, 38-31 (NY)	1957—Giants, 35-0 (NY) Steelers, 21-10 (P)
1971—Eagles, 23-7 (P) Eagles, 41-28 (NY)	2011—Giants, 29-16 (P) Eagles, 17-10 (NY)	1958—Giants, 17-6 (NY) Steelers, 31-10 (P)
1972—Giants, 27-12 (P) Giants, 62-10 (NY)	2012—Eagles, 19-17 (P) Giants, 42-7 (NY)	1959—Giants, 21-16 (P) Steelers, 14-9 (NY)
1973—Tie, 23-23 (NY) Eagles, 20-16 (P)	2013—Eagles, 36-21 (NY) Giants, 15-7 (P)	1960—Giants, 19-17 (P) Giants, 27-24 (NY)
1974—Eagles, 35-7 (P) Eagles, 20-7 (New Haven)	2014—Eagles, 27-0 (P) Eagles, 34-26 (NY)	1961—Giants, 17-14 (P) Giants, 42-21 (NY)
1975—Giants, 23-14 (P) Eagles, 13-10 (NY)	2015—Eagles, 27-7 (P) Eagles, 35-30 (NY)	1962—Giants, 31-27 (P) Steelers, 20-17 (NY)
1976—Eagles, 20-7 (P) Eagles, 10-0 (NY)	2016—Giants, 28-23 (NY) Eagles, 24-19 (P)	1963—Steelers, 31-0 (P) Giants, 33-17 (NY)
1977—Eagles, 28-10 (NY) Eagles, 17-14 (P)		1964—Steelers, 27-24 (P) Steelers, 44-17 (NY)
1978—Eagles, 19-17 (NY) Eagles, 20-3 (P)		1965—Giants, 23-13 (P) Giants, 35-10 (NY)
1979—Eagles, 23-17 (P) Eagles, 17-13 (NY)		1966—Tie, 34-34 (P) Steelers, 47-28 (NY)
		1967—Giants, 27-24 (P) Giants, 28-20 (NY)

ALL-TIME TEAM VS. TEAM RESULTS

1968—Giants, 34-20 (P)
 1969—Giants, 10-7 (NY)
 Giants, 21-17 (P)
 1971—Steelers, 17-13 (P)
 1976—Steelers, 27-0 (NY)
 1985—Giants, 28-10 (NY)
 1991—Giants, 23-20 (P)
 1994—Steelers, 10-6 (NY)
 2000—Giants, 30-10 (NY)
 2004—Steelers, 33-30 (NY)
 2008—Giants, 21-14 (P)
 2012—Steelers, 24-20 (NY)
 2016—Steelers, 24-14 (P)
 2020—Steelers, 26-16 (NY)
 (RS Pts.—Giants 1,530, Steelers 1,320)
**Steelers known as Pirates prior to 1940*

N.Y. GIANTS vs. SAN FRANCISCO

RS: Series tied, 17-17

PS: Series tied, 4-4

1952—Giants, 23-14 (NY)
 1956—Giants, 38-21 (SF)
 1957—49ers, 27-17 (NY)
 1960—Giants, 21-19 (SF)
 1963—Giants, 48-14 (NY)
 1968—49ers, 26-10 (NY)
 1972—Giants, 23-17 (SF)
 1975—Giants, 26-23 (SF)
 1977—Giants, 20-17 (NY)
 1978—Giants, 27-10 (NY)
 1979—Giants, 32-16 (NY)
 1980—49ers, 12-0 (SF)
 1981—49ers, 17-10 (SF)
 *49ers, 38-24 (SF)
 1984—49ers, 31-10 (NY)
 *49ers, 21-10 (SF)
 1985—**Giants, 17-3 (NY)
 1986—Giants, 21-17 (SF)
 *Giants, 49-3 (NY)
 1987—49ers, 41-21 (NY)
 1988—49ers, 20-17 (NY)
 1989—49ers, 34-24 (SF)
 1990—49ers, 7-3 (SF)

***Giants, 15-13 (SF)

1991—Giants, 16-14 (NY)
 1992—49ers, 31-14 (NY)
 1993—*49ers, 44-3 (SF)
 1995—49ers, 20-6 (SF)
 1998—49ers, 31-7 (SF)
 2002—49ers, 16-13 (NY)
 **49ers, 39-38 (SF)

2005—Giants, 24-6 (SF)
 2007—Giants, 33-15 (NY)
 2008—Giants, 29-17 (NY)
 2011—49ers, 27-20 (SF)
 ***Giants, 20-17 (SF) OT

2012—Giants, 26-3 (SF)
 2014—49ers, 16-10 (NY)
 2015—Giants, 30-27 (NY)
 2017—49ers, 31-21 (SF)
 2018—Giants, 27-23 (SF)
 2020—49ers, 36-9 (NY)

(RS Pts.—49ers 696, Giants 676)
 (PS Pts.—49ers 178, Giants 176)

**NFC Divisional Playoff*

***NFC First-Round Playoff*

****NFC Championship*

N.Y. GIANTS vs. SEATTLE

RS: Giants lead series, 10-9
 1976—Giants, 28-16 (NY)
 1980—Giants, 27-21 (S)
 1981—Giants, 32-0 (S)
 1983—Seahawks, 17-12 (NY)
 1986—Seahawks, 17-12 (S)
 1989—Giants, 15-3 (NY)
 1992—Giants, 23-10 (NY)
 1995—Seahawks, 30-28 (S)
 2001—Giants, 27-24 (NY)

2002—Giants, 9-6 (NY)
 2005—Seahawks, 24-21 (S) OT
 2006—Seahawks, 42-30 (S)
 2008—Giants, 44-6 (NY)
 2010—Giants, 41-7 (S)
 2011—Seahawks, 36-25 (NY)
 2013—Seahawks, 23-0 (NY)
 2014—Seahawks, 38-17 (S)
 2017—Seahawks, 24-7 (NY)
 2020—Giants, 17-12 (S)
 (RS Pts.—Giants 415, Seahawks 356)

N.Y. GIANTS vs. TAMPA BAY

RS: Giants lead series, 15-8

PS: Giants lead series, 1-0

1977—Giants, 10-0 (TB)
 1978—Giants, 19-13 (TB)
 Giants, 17-14 (NY)
 1979—Giants, 17-14 (NY)
 Buccaneers, 31-3 (TB)
 1980—Buccaneers, 30-13 (TB)
 1984—Giants, 17-14 (NY)
 Buccaneers, 20-17 (TB)
 1985—Giants, 22-20 (NY)
 1991—Giants, 21-14 (TB)
 1993—Giants, 23-7 (NY)
 1997—Buccaneers, 20-8 (NY)
 1998—Buccaneers, 20-3 (TB)
 1999—Giants, 17-13 (TB)
 2003—Buccaneers, 19-13 (TB)
 2006—Giants, 17-3 (NY)
 2007—*Giants, 24-14 (TB)
 2009—Giants, 24-0 (TB)
 2012—Giants, 41-34 (NY)
 2015—Giants, 32-18 (TB)
 2018—Giants, 38-35 (NY)
 2017—Buccaneers, 25-23 (TB)
 2019—Giants, 32-31 (TB)
 2020—Buccaneers, 25-23 (NY)
 (RS Pts.—Giants 450, Buccaneers 420)
 (PS Pts.—Giants 24, Buccaneers 14)
**NFC First-Round Playoff*

N.Y. GIANTS vs. TENNESSEE

RS: Series tied, 6-6

1973—Giants, 34-14 (NY)
 1982—Giants, 17-14 (NY)
 1985—Giants, 35-14 (H)
 1991—Giants, 24-20 (NY)
 1994—Giants, 13-10 (H)
 1997—Oilers, 10-6 (T)
 2000—Titans, 28-14 (T)
 2002—Titans, 32-29 (NY) OT
 2006—Titans, 24-21 (T)
 2010—Titans, 29-10 (NY)
 2014—Giants, 36-7 (T)
 2018—Titans, 17-0 (NY)
 (RS Pts.—Giants 239, Titans 219)
**Franchise in Houston prior to 1997; known as Oilers prior to 1999*

N.Y. GIANTS vs. WASHINGTON

RS: Giants lead series, 104-68-4

PS: Series tied, 1-1

1932—Braves, 14-6 (B)
 Tie, 0-0 (NY)
 1933—Redskins, 21-20 (B)
 Giants, 7-0 (NY)
 1934—Giants, 16-13 (B)
 Giants, 3-0 (NY)
 1935—Giants, 20-12 (B)
 Giants, 17-6 (NY)
 1936—Giants, 7-0 (B)
 Redskins, 14-0 (NY)
 1937—Redskins, 13-3 (W)
 Redskins, 49-14 (NY)
 1938—Giants, 10-7 (W)
 Giants, 36-0 (NY)
 1939—Tie, 0-0 (W)
 Giants, 9-7 (NY)

1940—Redskins, 21-7 (W)
 Giants, 21-7 (NY)
 1941—Giants, 17-10 (W)
 Giants, 20-13 (NY)
 1942—Giants, 14-7 (W)
 Redskins, 14-7 (NY)
 1943—Giants, 14-10 (NY)
 Giants, 31-7 (W)
 **Redskins, 28-0 (NY)

1944—Giants, 16-13 (NY)
 Giants, 31-0 (W)
 1945—Redskins, 24-14 (NY)
 Redskins, 17-0 (W)
 1946—Redskins, 24-14 (W)
 Giants, 31-0 (NY)
 1947—Redskins, 28-20 (W)
 Giants, 35-10 (NY)
 1948—Redskins, 41-10 (W)
 Redskins, 28-21 (NY)
 1949—Giants, 45-35 (W)
 Giants, 23-7 (NY)
 1950—Giants, 21-17 (W)
 Giants, 24-21 (NY)
 1951—Giants, 35-14 (W)
 Giants, 28-14 (NY)
 1952—Giants, 14-10 (W)
 Redskins, 27-17 (NY)
 1953—Redskins, 13-9 (W)
 Redskins, 24-21 (NY)
 1954—Giants, 51-21 (W)
 Giants, 24-7 (NY)
 1955—Giants, 35-7 (NY)
 Giants, 27-20 (W)
 1956—Redskins, 33-7 (W)
 Giants, 28-14 (NY)
 1957—Giants, 24-20 (W)
 Redskins, 31-14 (NY)
 1958—Giants, 21-14 (W)
 Giants, 30-0 (NY)
 1959—Giants, 45-14 (NY)
 Giants, 24-10 (W)
 1960—Tie, 24-24 (NY)
 Giants, 17-3 (W)
 1961—Giants, 24-21 (W)
 Giants, 53-0 (NY)
 1962—Giants, 49-34 (NY)
 Giants, 42-24 (W)
 1963—Giants, 24-14 (W)
 Giants, 44-14 (NY)
 1964—Giants, 13-10 (NY)
 Redskins, 36-21 (W)
 1965—Redskins, 23-7 (NY)
 Giants, 27-10 (W)
 1966—Giants, 13-10 (NY)
 Redskins, 72-41 (W)
 1967—Redskins, 38-34 (W)
 1968—Giants, 48-21 (NY)
 Giants, 13-10 (W)
 1969—Redskins, 20-14 (W)
 1970—Giants, 35-33 (NY)
 Giants, 27-24 (W)
 1971—Redskins, 30-3 (NY)
 Redskins, 23-7 (W)
 1972—Redskins, 23-16 (NY)
 Redskins, 27-13 (W)
 1973—Redskins, 21-3 (New Haven)
 Redskins, 27-24 (W)
 1974—Redskins, 13-10 (New Haven)
 Redskins, 24-3 (W)
 1975—Redskins, 49-13 (W)
 Redskins, 21-13 (NY)
 1976—Redskins, 19-17 (W)
 Giants, 12-9 (NY)
 1977—Giants, 20-17 (NY)
 Giants, 17-6 (W)
 1978—Giants, 17-6 (NY)
 Redskins, 16-13 (W) OT

ALL-TIME TEAM VS. TEAM RESULTS

1979—Redskins, 27-0 (W)
Giants, 14-6 (NY)

1980—Redskins, 23-21 (NY)
Redskins, 16-13 (W)

1981—Giants, 17-7 (W)
Redskins, 30-27 (NY) OT

1982—Redskins, 27-17 (NY)
Redskins, 15-14 (W)

1983—Redskins, 33-17 (NY)
Redskins, 31-22 (W)

1984—Redskins, 30-14 (W)
Giants, 37-13 (NY)

1985—Giants, 17-3 (NY)
Redskins, 23-21 (W)

1986—Giants, 27-20 (NY)
Giants, 24-14 (W)
***Giants, 17-0 (NY)

1987—Redskins, 38-12 (NY)
Redskins, 23-19 (W)

1988—Giants, 27-20 (NY)
Giants, 24-23 (W)

1989—Giants, 27-24 (W)
Giants, 20-17 (NY)

1990—Giants, 24-20 (W)
Giants, 21-10 (NY)

1991—Redskins, 17-13 (NY)
Redskins, 34-17 (W)

1992—Giants, 24-7 (W)
Redskins, 28-10 (NY)

1993—Giants, 41-7 (W)
Giants, 20-6 (NY)

1994—Giants, 31-23 (NY)
Giants, 21-19 (W)

1995—Giants, 24-15 (W)
Giants, 20-13 (NY)

1996—Redskins, 31-10 (NY)
Redskins, 31-21 (W)

1997—Tie, 7-7 (W) OT
Giants, 30-10 (NY)

1998—Giants, 31-24 (NY)
Redskins, 21-14 (W)

1999—Redskins, 50-21 (NY)
Redskins, 23-13 (W)

2000—Redskins, 16-6 (NY)
Giants, 9-7 (W)

2001—Giants, 23-9 (NY)
Redskins, 35-21 (W)

2002—Giants, 19-17 (NY)
Giants, 27-21 (W)

2003—Giants, 24-21 (W) OT
Redskins, 20-7 (NY)

2004—Giants, 20-14 (NY)
Redskins, 31-7 (W)

2005—Giants, 36-0 (NY)
Redskins, 35-20 (W)

2006—Giants, 19-3 (NY)
Giants, 34-28 (W)

2007—Giants, 24-17 (W)
Redskins, 22-10 (NY)

2008—Giants, 16-7 (NY)
Giants, 23-7 (W)

2009—Giants, 23-17 (NY)
Giants, 45-12 (W)

2010—Giants, 31-7 (NY)
Giants, 17-14 (W)

2011—Redskins, 28-14 (W)
Redskins, 23-10 (NY)

2012—Giants, 27-23 (NY)
Redskins, 17-16 (W)

2013—Giants, 24-17 (W)
Giants, 20-6 (NY)

2014—Giants, 45-14 (W)
Giants, 24-13 (NY)

2015—Giants, 32-21 (NY)
Redskins, 20-14 (W)

2016—Redskins, 29-27 (NY)
Giants, 19-10 (W)

2017—Redskins, 20-10 (W)
Giants, 18-10 (NY)

2018—Redskins, 20-13 (NY)
Giants, 40-16 (W)

2019—Giants, 24-3 (NY)
Giants, 41-35 (W) OT

2020—Giants, 20-19 (NY)
Giants, 23-20 (W)
(RS Pts.—Giants 3,595, Washington 3,158)
(PS Pts.—Washington 28, Giants 17)
**Franchise in Boston prior to 1937 and known as Braves prior to 1933; known as Redskins prior to 2020*
***Division Playoff*
****NFC Championship*

N.Y. JETS vs. ARIZONA

RS: Jets lead series, 6-4;
See Arizona vs. N.Y. Jets

N.Y. JETS vs. ATLANTA

RS: Falcons lead series, 7-5;
See Atlanta vs. N.Y. Jets

N.Y. JETS vs. BALTIMORE

RS: Ravens lead series, 9-2;
See Baltimore vs. N.Y. Jets

N.Y. JETS vs. BUFFALO

RS: Bills lead series, 64-56
PS: Bills lead series, 1-0;
See Buffalo vs. N.Y. Jets

N.Y. JETS vs. CAROLINA

RS: Panthers lead series, 4-3;
See Carolina vs. N.Y. Jets

N.Y. JETS vs. CHICAGO

RS: Bears lead series, 9-3;
See Chicago vs. N.Y. Jets

N.Y. JETS vs. CINCINNATI

RS: Jets lead series, 15-10
PS: Jets lead series, 2-0;
See Cincinnati vs. N.Y. Jets

N.Y. JETS vs. CLEVELAND

RS: Browns lead series, 14-13
PS: Browns lead series, 1-0;
See Cleveland vs. N.Y. Jets

N.Y. JETS vs. DALLAS

RS: Cowboys lead series, 7-5;
See Dallas vs. N.Y. Jets

N.Y. JETS vs. DENVER

RS: Broncos lead series, 20-16-1
PS: Broncos lead series, 1-0;
See Denver vs. N.Y. Jets

N.Y. JETS vs. DETROIT

RS: Series tied, 7-7;
See Detroit vs. N.Y. Jets

N.Y. JETS vs. GREEN BAY

RS: Jets lead series, 8-5;
See Green Bay vs. N.Y. Jets

N.Y. JETS vs. HOUSTON

RS: Jets lead series, 5-3;
See Houston vs. N.Y. Jets

N.Y. JETS vs. INDIANAPOLIS

RS: Colts lead series, 42-29
PS: Jets lead series, 3-1;
See Indianapolis vs. N.Y. Jets

N.Y. JETS vs. JACKSONVILLE

RS: Jaguars lead series, 8-6
PS: Jets lead series, 1-0;
See Jacksonville vs. N.Y. Jets

N.Y. JETS vs. KANSAS CITY

RS: Chiefs lead series, 19-18-1
PS: Series tied, 1-1;
See Kansas City vs. N.Y. Jets

N.Y. JETS vs. LAS VEGAS

RS: Raiders lead series, 24-18-2
PS: Series tied, 2-2;
See Las Vegas vs. N.Y. Jets

N.Y. JETS vs. L.A. CHARGERS

RS: Chargers lead series, 23-12-1
PS: Jets lead series, 2-0;
See L.A. Chargers vs. N.Y. Jets

N.Y. JETS vs. L.A. RAMS

RS: Rams lead series, 10-5;
See L.A. Rams vs. N.Y. Jets

N.Y. JETS vs. MIAMI

RS: Jets lead series, 55-54-1
PS: Dolphins lead series, 1-0;
See Miami vs. N.Y. Jets

N.Y. JETS vs. MINNESOTA

RS: Jets lead series, 8-3;
See Minnesota vs. N.Y. Jets

N.Y. JETS vs. NEW ENGLAND

RS: Patriots lead series, 67-53-1
PS: Patriots lead series, 2-1;
See New England vs. N.Y. Jets

N.Y. JETS vs. NEW ORLEANS

RS: Saints lead series, 7-6;
See New Orleans vs. N.Y. Jets

N.Y. JETS vs. N.Y. GIANTS

RS: Giants lead series, 8-6;
See N.Y. Giants vs. N.Y. Jets

N.Y. JETS vs. PHILADELPHIA

RS: Eagles lead series, 11-0
1973—Eagles, 24-23 (P)
1977—Eagles, 27-0 (P)
1978—Eagles, 17-9 (P)

N.Y. JETS vs. PITTSBURGH

RS: Steelers lead series, 18-6
PS: Steelers lead series, 2-0
1970—Steelers, 21-17 (P)
1973—Steelers, 26-14 (P)
1975—Steelers, 20-7 (NY)
1977—Steelers, 23-20 (NY)
1978—Steelers, 28-17 (NY)
1981—Steelers, 38-10 (P)
1983—Steelers, 34-7 (NY)
1984—Steelers, 23-17 (NY)
1986—Steelers, 45-24 (NY)
1988—Jets, 24-20 (NY)
1989—Steelers, 13-0 (NY)
1990—Steelers, 24-7 (NY)
1992—Steelers, 27-10 (P)
2000—Steelers, 20-3 (NY)
2001—Steelers, 18-7 (P)
2003—Jets, 6-0 (NY)
2004—Steelers, 17-6 (P) OT
*Steelers, 20-17 (P) OT
2007—Jets, 19-16 (NY) OT
2010—Jets, 22-17 (P)
**Steelers, 24-19 (P)
2012—Steelers, 27-10 (P)
2013—Steelers, 19-6 (NY)
2014—Jets, 20-13 (NY)
2016—Steelers, 31-13 (P)
2019—Jets, 16-10 (NY)
(RS Pts.—Steelers 530, Jets 302)
(PS Pts.—Steelers 44, Jets 36)
**AFC Divisional Playoff*
***AFC Championship*

N.Y. JETS vs. SAN FRANCISCO

RS: 49ers lead series, 11-3
1971—49ers, 24-21 (NY)
1976—49ers, 17-6 (SF)
1980—49ers, 37-27 (NY)
1983—Jets, 27-13 (SF)

ALL-TIME TEAM VS. TEAM RESULTS

1986—49ers, 24-10 (SF)
 1989—49ers, 23-10 (NY)
 1992—49ers, 31-14 (NY)
 1998—49ers, 36-30 (SF) OT
 2001—49ers, 19-17 (NY)
 2004—Jets, 22-14 (NY)
 2008—49ers, 24-14 (SF)
 2012—49ers, 34-0 (NY)
 2016—Jets, 23-17 (SF) OT
 2020—49ers, 31-13 (NY)
 (RS Pts.—49ers 344, Jets 234)
N.Y. JETS vs. SEATTLE
 RS: Seahawks lead series, 12-8
 1977—Seahawks, 17-0 (NY)
 1978—Seahawks, 24-17 (NY)
 1979—Seahawks, 30-7 (S)
 1980—Seahawks, 27-17 (NY)
 1981—Seahawks, 19-3 (NY)
 Seahawks, 27-23 (S)
 1983—Seahawks, 17-10 (NY)
 1985—Jets, 17-14 (NY)
 1986—Jets, 38-7 (S)
 1987—Jets, 30-14 (NY)
 1991—Seahawks, 20-13 (S)
 1995—Jets, 16-10 (S)
 1997—Jets, 41-3 (S)
 1998—Jets, 32-31 (NY)
 1999—Jets, 19-9 (NY)
 2004—Jets, 37-14 (NY)
 2008—Seahawks, 13-3 (S)
 2012—Seahawks, 28-7 (S)
 2016—Seahawks, 27-17 (NY)
 2020—Seahawks, 40-3 (S)
 (RS Pts.—Seahawks 391, Jets 350)
N.Y. JETS vs. TAMPA BAY
 RS: Jets lead series, 10-2
 1976—Jets, 34-0 (NY)
 1982—Jets, 32-17 (NY)
 1984—Buccaneers, 41-21 (TB)
 1985—Jets, 62-28 (NY)
 1990—Jets, 16-14 (TB)
 1991—Jets, 16-13 (NY)
 1997—Jets, 31-0 (NY)
 2000—Jets, 21-17 (TB)
 2005—Jets, 14-12 (NY)
 2009—Jets, 26-3 (TB)
 2013—Jets, 18-17 (NY)
 2017—Buccaneers, 15-10 (TB)
 (RS Pts.—Jets 301, Buccaneers 177)
***N.Y. JETS vs. **TENNESSEE**
 RS: Titans lead series, 24-19-1
 PS: Titans lead series, 1-0
 1960—Oilers, 27-21 (H)
 Oilers, 42-28 (NY)
 1961—Oilers, 49-13 (H)
 Oilers, 48-21 (NY)
 1962—Oilers, 56-17 (H)
 Oilers, 44-10 (NY)
 1963—Jets, 24-17 (NY)
 Oilers, 31-27 (H)
 1964—Jets, 24-21 (NY)
 Oilers, 33-17 (H)
 1965—Oilers, 27-21 (H)
 Jets, 41-14 (NY)
 1966—Jets, 52-13 (NY)
 Oilers, 24-0 (H)
 1967—Tie, 28-28 (NY)
 1968—Jets, 20-14 (H)
 Jets, 26-7 (NY)
 1969—Jets, 26-17 (NY)
 Jets, 34-26 (H)
 1972—Oilers, 26-20 (H)
 1974—Oilers, 27-22 (NY)
 1977—Oilers, 20-0 (H)
 1979—Oilers, 27-24 (H) OT
 1980—Jets, 31-28 (NY) OT
 1981—Jets, 33-17 (NY)
 1984—Oilers, 31-20 (H)

1988—Jets, 45-3 (NY)
 1990—Jets, 17-12 (H)
 1991—Oilers, 23-20 (NY)
 ***Oilers, 17-10 (H)
 1993—Oilers, 24-0 (H)
 1994—Oilers, 24-10 (H)
 1995—Oilers, 23-6 (H)
 1996—Oilers, 35-10 (NY)
 1998—Jets, 24-3 (T)
 2003—Jets, 24-17 (NY)
 2006—Jets, 23-16 (T)
 2007—Titans, 10-6 (T)
 2008—Jets, 34-13 (T)
 2009—Jets, 24-17 (NY)
 2012—Titans, 14-10 (T)
 2013—Titans, 38-13 (T)
 2014—Jets, 16-11 (T)
 2015—Jets, 30-8 (NY)
 2018—Titans, 26-22 (T)
 (RS Pts.—Titans 1,031, Jets 934)
 (PS Pts.—Titans 17, Jets 10)
**Jets known as Titans prior to 1963*
***Franchise in Houston prior to 1997; known as Oilers prior to 1999*
****AFC First-Round Playoff*
N.Y. JETS vs. *WASHINGTON
 RS: Washington leads series, 8-4
 1972—Redskins, 35-17 (NY)
 1976—Redskins, 37-16 (NY)
 1978—Redskins, 23-3 (W)
 1987—Redskins, 17-16 (W)
 1993—Jets, 3-0 (W)
 1996—Redskins, 31-16 (W)
 1999—Redskins, 27-20 (NY)
 2003—Redskins, 16-13 (W)
 2007—Redskins 23-20 (NY) OT
 2011—Jets, 34-19 (W)
 2015—Jets, 34-20 (NY)
 2019—Jets, 34-17 (W)
 (RS Pts.—Washington 265, Jets 226)
**Franchise known as Redskins prior to 2020*

PHILADELPHIA vs. ARIZONA
 RS: Cardinals lead series, 58-55-5
 PS: Cardinals lead series, 2-1;
 See Arizona vs. Philadelphia
PHILADELPHIA vs. ATLANTA
 RS: Eagles lead series, 17-14-1
 PS: Eagles lead series, 3-1;
 See Atlanta vs. Philadelphia
PHILADELPHIA vs. BALTIMORE
 RS: Baltimore leads series, 3-2-1;
 See Baltimore vs. Philadelphia
PHILADELPHIA vs. BUFFALO
 RS: Eagles lead series, 8-6;
 See Buffalo vs. Philadelphia
PHILADELPHIA vs. CAROLINA
 RS: Eagles lead series, 7-4
 PS: Panthers lead series, 1-0;
 See Carolina vs. Philadelphia
PHILADELPHIA vs. CHICAGO
 RS: Bears lead series, 28-13-1
 PS: Eagles lead series, 3-1;
 See Chicago vs. Philadelphia
PHILADELPHIA vs. CINCINNATI
 RS: Bengals lead series, 9-3-2;
 See Cincinnati vs. Philadelphia
PHILADELPHIA vs. CLEVELAND
 RS: Browns lead series, 32-17-1;
 See Cleveland vs. Philadelphia
PHILADELPHIA vs. DALLAS
 RS: Cowboys lead series, 67-53
 PS: Cowboys lead series, 3-1;
 See Dallas vs. Philadelphia
PHILADELPHIA vs. DENVER
 RS: Eagles lead series, 8-5;
 See Denver vs. Philadelphia

PHILADELPHIA vs. DETROIT
 RS: Lions lead series, 16-15-2
 PS: Eagles lead series, 1-0;
 See Detroit vs. Philadelphia
PHILADELPHIA vs. GREEN BAY
 RS: Packers lead series, 27-15
 PS: Eagles lead series, 2-1;
 See Green Bay vs. Philadelphia
PHILADELPHIA vs. HOUSTON
 RS: Eagles lead series, 5-0;
 See Houston vs. Philadelphia
PHILADELPHIA vs. INDIANAPOLIS
 RS: Colts lead series, 10-9;
 See Indianapolis vs. Philadelphia
PHILADELPHIA vs. JACKSONVILLE
 RS: Series tied, 3-3;
 See Jacksonville vs. Philadelphia
PHILADELPHIA vs. KANSAS CITY
 RS: Series tied, 4-4;
 See Kansas City vs. Philadelphia
PHILADELPHIA vs. LAS VEGAS
 RS: Eagles lead series, 7-5
 PS: Raiders lead series, 1-0;
 See Las Vegas vs. Philadelphia
PHILADELPHIA vs. L.A. CHARGERS
 RS: Chargers lead series, 7-5;
 See L.A. Chargers vs. Philadelphia
PHILADELPHIA vs. L.A. RAMS
 RS: Eagles lead series, 21-18-1
 PS: Rams lead series, 2-1;
 See L.A. Rams vs. Philadelphia
PHILADELPHIA vs. MIAMI
 RS: Dolphins lead series, 9-6;
 See Miami vs. Philadelphia
PHILADELPHIA vs. MINNESOTA
 RS: Vikings lead series, 15-10
 PS: Eagles lead series, 4-0;
 See Minnesota vs. Philadelphia
PHILADELPHIA vs. NEW ENGLAND
 RS: Eagles lead series, 7-6
 PS: Series tied, 1-1;
 See New England vs. Philadelphia
PHILADELPHIA vs. NEW ORLEANS
 RS: Eagles lead series, 17-12
 PS: Saints lead series, 3-1;
 See New Orleans vs. Philadelphia
PHILADELPHIA vs. N.Y. GIANTS
 RS: Eagles lead series, 86-84-2
 PS: Series tied, 2-2;
 See N.Y. Giants vs. Philadelphia
PHILADELPHIA vs. N.Y. JETS
 RS: Eagles lead series, 11-0;
 See N.Y. Jets vs. Philadelphia
PHILADELPHIA vs. *PITTSBURGH
 RS: Eagles lead series, 47-29-3
 PS: Eagles lead series, 1-0
 1933—Eagles, 25-6 (Phila)
 1934—Eagles, 17-0 (Pitt)
 Pirates, 9-7 (Phila)
 1935—Pirates, 17-7 (Phila)
 Eagles, 17-6 (Pitt)
 1936—Pirates, 17-0 (Pitt)
 Pirates, 6-0 (Johnstown, Pa.)
 1937—Pirates, 27-14 (Pitt)
 Pirates, 16-7 (Pitt)
 1938—Eagles, 27-7 (Buffalo)
 Eagles, 14-7 (Charleston, W. Va.)
 1939—Eagles, 17-14 (Phila)
 Pirates, 24-12 (Pitt)
 1940—Steelers, 7-3 (Pitt)
 Eagles, 7-0 (Phila)
 1941—Eagles, 10-7 (Pitt)
 Tie, 7-7 (Phila)
 1942—Eagles, 24-14 (Pitt)
 Steelers, 14-0 (Phila)
 1945—Eagles, 45-3 (Pitt)
 Eagles, 30-6 (Phila)

ALL-TIME TEAM VS. TEAM RESULTS

1946—Steelers, 10-7 (Pitt)
Eagles, 10-7 (Phila)

1947—Steelers, 35-24 (Pitt)
Eagles, 21-0 (Phila)
**Eagles, 21-0 (Pitt)

1948—Eagles, 34-7 (Pitt)
Eagles, 17-0 (Phila)

1949—Eagles, 38-7 (Pitt)
Eagles, 34-17 (Phila)

1950—Eagles, 17-10 (Pitt)
Steelers, 9-7 (Phila)

1951—Eagles, 34-13 (Pitt)
Steelers, 17-13 (Phila)

1952—Eagles, 31-25 (Pitt)
Eagles, 26-21 (Phila)

1953—Eagles, 23-17 (Phila)
Eagles, 35-7 (Pitt)

1954—Eagles, 24-22 (Phila)
Steelers, 17-7 (Pitt)

1955—Steelers, 13-7 (Pitt)
Eagles, 24-0 (Phila)

1956—Eagles, 35-21 (Pitt)
Eagles, 14-7 (Phila)

1957—Steelers, 6-0 (Pitt)
Eagles, 7-6 (Phila)

1958—Steelers, 24-3 (Pitt)
Steelers, 31-24 (Phila)

1959—Eagles, 28-24 (Phila)
Steelers, 31-0 (Pitt)

1960—Eagles, 34-7 (Phila)
Steelers, 27-21 (Pitt)

1961—Eagles, 21-16 (Phila)
Eagles, 35-24 (Pitt)

1962—Steelers, 13-7 (Pitt)
Steelers, 26-17 (Phila)

1963—Tie, 21-21 (Phila)
Tie, 20-20 (Pitt)

1964—Eagles, 21-7 (Phila)
Eagles, 34-10 (Pitt)

1965—Steelers, 20-14 (Phila)
Eagles, 47-13 (Pitt)

1966—Eagles, 31-14 (Pitt)
Eagles, 27-23 (Phila)

1967—Eagles, 34-24 (Phila)

1968—Steelers, 6-3 (Pitt)

1969—Eagles, 41-27 (Phila)

1970—Eagles, 30-20 (Phila)

1974—Steelers, 27-0 (Pitt)

1979—Eagles, 17-14 (Phila)

1988—Eagles, 27-26 (Pitt)

1991—Eagles, 23-14 (Phila)

1994—Steelers, 14-3 (Pitt)

1997—Eagles, 23-20 (Phila)

2000—Eagles, 26-23 (Pitt) OT

2004—Steelers, 27-3 (Pitt)

2008—Eagles, 15-6 (Phila)

2012—Steelers, 16-14 (Pitt)

2016—Eagles, 34-3 (Phila)

2020—Steelers, 38-29 (Pitt)
(RS Pts.—Eagles 1,506, Steelers 1,154)
(PS Pts.—Eagles 21, Steelers 0)
*Steelers known as Pirates prior to 1940
**Division Playoff

PHILADELPHIA vs. SAN FRANCISCO
RS: 49ers lead series, 18-14-1
PS: 49ers lead series, 1-0
1951—Eagles, 21-14 (P)
1953—49ers, 31-21 (SF)
1956—Tie, 10-10 (P)
1958—49ers, 30-24 (P)
1959—49ers, 24-14 (SF)
1964—49ers, 28-24 (P)
1966—Eagles, 35-34 (SF)
1967—49ers, 28-27 (P)
1969—49ers, 14-13 (SF)
1971—49ers, 31-3 (P)
1973—49ers, 38-28 (SF)
1975—Eagles, 27-17 (P)

1983—Eagles, 22-17 (SF)
1984—49ers, 21-9 (P)
1985—49ers, 24-13 (SF)
1989—49ers, 38-28 (P)
1991—49ers, 23-7 (P)
1992—49ers, 20-14 (SF)
1993—Eagles, 37-34 (SF) OT
1994—Eagles, 40-8 (SF)
1996—*49ers, 14-0 (SF)
1997—49ers, 24-12 (P)
2001—49ers, 13-3 (SF)
2002—Eagles, 38-17 (SF)
2003—49ers, 31-28 (P) OT
2005—Eagles, 42-3 (P)
2006—Eagles, 38-24 (SF)
2008—Eagles, 40-26 (SF)
2009—Eagles, 27-13 (P)
2010—Eagles, 27-24 (SF)
2011—49ers, 24-23 (P)
2014—49ers, 26-21 (SF)
2017—Eagles, 33-10 (P)
2020—Eagles, 25-20 (SF)
(RS Pts.—Eagles 774, 49ers 739)
(PS Pts.—49ers 14, Eagles 0)
*NFC First-Round Playoff

PHILADELPHIA vs. SEATTLE
RS: Seahawks lead series, 11-7
PS: Seahawks lead series, 1-0
1976—Eagles, 27-10 (P)
1980—Eagles, 27-20 (S)
1986—Seahawks, 24-20 (S)
1989—Eagles, 31-7 (P)
1992—Eagles, 20-17 (S) OT
1995—Seahawks, 26-14 (S)
1998—Seahawks, 38-0 (P)
2001—Eagles, 27-3 (S)
2002—Eagles, 27-20 (S)
2005—Seahawks, 42-0 (P)
2007—Seahawks, 28-24 (P)
2008—Eagles, 26-7 (S)
2011—Seahawks, 31-14 (S)
2014—Seahawks, 24-14 (P)
2016—Seahawks, 26-15 (S)
2017—Seahawks, 24-10 (S)
2019—Seahawks, 17-9 (P)
*Seahawks, 17-9 (P)
2020—Seahawks, 23-17 (P)
(RS Pts.—Seahawks 387, Eagles 322)
(PS Pts.—Seahawks 17, Eagles 9)
*NFC First-Round Playoff

PHILADELPHIA vs. TAMPA BAY
RS: Eagles lead series, 8-7
PS: Series tied, 2-2
1977—Eagles, 13-3 (P)
1979—*Buccaneers, 24-17 (TB)
1981—Eagles, 20-10 (P)
1988—Eagles, 41-14 (TB)
1991—Buccaneers, 14-13 (TB)
1995—Buccaneers, 21-6 (P)
1999—Buccaneers, 19-5 (P)
2000—**Eagles, 21-3 (P)
2001—Eagles, 17-13 (TB)
**Eagles, 31-9 (P)
2002—Eagles, 20-10 (P)
***Buccaneers, 27-10 (P)
2003—Buccaneers, 17-0 (P)
2006—Buccaneers, 23-21 (TB)
2009—Eagles, 33-14 (P)
2012—Eagles, 23-21 (TB)
2013—Eagles, 31-20 (TB)
2015—Buccaneers, 45-17 (P)
2018—Buccaneers, 27-21 (TB)
(RS Pts.—Eagles 281, Buccaneers 271)
(PS Pts.—Eagles 79, Buccaneers 63)
*NFC Divisional Playoff
**NFC First-Round Playoff
***NFC Championship

PHILADELPHIA vs. *TENNESSEE

RS: Eagles lead series, 7-5
1972—Eagles, 18-17 (H)
1979—Eagles, 26-20 (H)
1982—Eagles, 35-14 (P)
1988—Eagles, 32-23 (P)
1991—Eagles, 13-6 (H)
1994—Eagles, 21-6 (P)
2000—Titans, 15-13 (P)
2002—Titans, 27-24 (T)
2006—Titans, 31-13 (P)
2010—Titans, 37-19 (T)
2014—Eagles, 43-24 (P)
2018—Titans, 26-23 (T) OT
(RS Pts.—Eagles 280, Titans 246)
*Franchise in Houston prior to 1997; known as Oilers prior to 1999

PHILADELPHIA vs. *WASHINGTON

RS: Washington leads series, 87-79-5
PS: Washington leads series, 1-0
1934—Redskins, 6-0 (B)
Redskins, 14-7 (P)
1935—Eagles, 7-6 (B)
1936—Redskins, 26-3 (P)
Redskins, 17-7 (B)
1937—Eagles, 14-0 (W)
Redskins, 10-7 (P)
1938—Redskins, 26-23 (P)
Redskins, 20-14 (W)
1939—Redskins, 7-0 (P)
Redskins, 7-6 (W)
1940—Redskins, 34-17 (P)
Redskins, 13-6 (W)
1941—Redskins, 21-17 (P)
Redskins, 20-14 (W)
1942—Redskins, 14-10 (P)
Redskins, 30-27 (W)
1944—Tie, 31-31 (P)
Eagles, 37-7 (W)
1945—Redskins, 24-14 (W)
Eagles, 16-0 (P)
1946—Eagles, 28-24 (W)
Redskins, 27-10 (P)
1947—Eagles, 45-42 (P)
Eagles, 38-14 (W)
1948—Eagles, 45-0 (W)
Eagles, 42-21 (P)
1949—Eagles, 49-14 (P)
Eagles, 44-21 (W)
1950—Eagles, 35-3 (P)
Eagles, 33-0 (W)
1951—Redskins, 27-23 (P)
Eagles, 35-21 (W)
1952—Eagles, 38-20 (P)
Redskins, 27-21 (W)
1953—Tie, 21-21 (P)
Redskins, 10-0 (W)
1954—Eagles, 49-21 (W)
Eagles, 41-33 (P)
1955—Redskins, 31-30 (P)
Redskins, 34-21 (W)
1956—Eagles, 13-9 (P)
Redskins, 19-17 (W)
1957—Eagles, 21-12 (P)
Redskins, 42-7 (W)
1958—Redskins, 24-14 (P)
Redskins, 20-0 (W)
1959—Eagles, 30-23 (P)
Eagles, 34-14 (W)
1960—Eagles, 19-13 (P)
Eagles, 38-28 (W)
1961—Eagles, 14-7 (P)
Eagles, 27-24 (W)
1962—Redskins, 27-21 (P)
Eagles, 37-14 (W)
1963—Eagles, 37-24 (W)
Redskins, 13-10 (P)

ALL-TIME TEAM VS. TEAM RESULTS

1964—Redskins, 35-20 (W)
Redskins, 21-10 (P)

1965—Redskins, 23-21 (W)
Eagles, 21-14 (P)

1966—Redskins, 27-13 (P)
Eagles, 37-28 (W)

1967—Eagles, 35-24 (P)
Tie, 35-35 (W)

1968—Redskins, 17-14 (W)
Redskins, 16-10 (P)

1969—Tie, 28-28 (W)
Redskins, 34-29 (P)

1970—Redskins, 33-21 (P)
Redskins, 24-6 (W)

1971—Tie, 7-7 (W)
Redskins, 20-13 (P)

1972—Redskins, 14-0 (W)
Redskins, 23-7 (P)

1973—Redskins, 28-7 (P)
Redskins, 38-20 (W)

1974—Redskins, 27-20 (P)
Redskins, 26-7 (W)

1975—Eagles, 26-10 (P)
Eagles, 26-3 (W)

1976—Redskins, 20-17 (P) OT
Redskins, 24-0 (W)

1977—Redskins, 23-17 (W)
Redskins, 17-14 (P)

1978—Redskins, 35-30 (W)
Eagles, 17-10 (P)

1979—Eagles, 28-17 (P)
Redskins, 17-7 (W)

1980—Eagles, 24-14 (P)
Eagles, 24-0 (W)

1981—Eagles, 36-13 (P)
Redskins, 15-13 (W)

1982—Redskins, 37-34 (P) OT
Redskins, 13-9 (W)

1983—Redskins, 23-13 (P)
Redskins, 28-24 (W)

1984—Redskins, 20-0 (W)
Eagles, 16-10 (P)

1985—Eagles, 19-6 (W)
Redskins, 17-12 (P)

1986—Redskins, 41-14 (W)
Redskins, 21-14 (P)

1987—Redskins, 34-24 (W)
Eagles, 31-27 (P)

1988—Redskins, 17-10 (W)
Redskins, 20-19 (P)

1989—Eagles, 42-37 (W)
Redskins, 10-3 (P)

1990—Redskins, 13-7 (W)
Eagles, 28-14 (P)
**Redskins, 20-6 (P)

1991—Redskins, 23-0 (W)
Eagles, 24-22 (P)

1992—Redskins, 16-12 (W)
Eagles, 17-13 (P)

1993—Eagles, 34-31 (P)
Eagles, 17-14 (W)

1994—Eagles, 21-17 (P)
Eagles, 31-29 (W)

1995—Eagles, 37-34 (P) OT
Eagles, 14-7 (W)

1996—Eagles, 17-14 (W)
Redskins, 26-21 (P)

1997—Eagles, 24-10 (P)
Redskins, 35-32 (W)

1998—Eagles, 17-12 (P)
Redskins, 28-3 (W)

1999—Eagles, 35-28 (P)
Redskins, 20-17 (W) OT

2000—Redskins, 17-14 (P)
Eagles, 23-20 (W)

2001—Redskins, 13-3 (P)
Eagles, 20-6 (W)

2002—Eagles, 37-7 (W)
Eagles, 34-21 (P)

2003—Eagles, 27-25 (P)
Eagles, 31-7 (W)

2004—Eagles, 28-6 (P)
Eagles, 17-14 (W)

2005—Redskins, 17-10 (W)
Redskins, 31-20 (P)

2006—Eagles, 27-3 (P)
Eagles, 21-19 (W)

2007—Redskins, 20-12 (P)
Eagles, 33-25 (W)

2008—Redskins, 23-17 (P)
Redskins, 10-3 (W)

2009—Eagles, 27-17 (W)
Eagles, 27-24 (P)

2010—Redskins, 17-12 (P)
Eagles, 59-28 (W)

2011—Eagles, 20-13 (W)
Eagles, 34-10 (P)

2012—Redskins, 31-6 (W)
Redskins, 27-20 (P)

2013—Eagles, 33-27 (W)
Eagles, 24-16 (P)

2014—Eagles, 37-34 (P)
Redskins, 27-24 (W)

2015—Redskins, 23-20 (W)
Redskins, 38-24 (P)

2016—Redskins, 27-20 (W)
Redskins, 27-22 (P)

2017—Eagles, 30-17 (W)
Eagles, 34-24 (P)

2018—Eagles, 28-13 (P)
Eagles, 24-0 (W)

2019—Eagles, 32-27 (P)
Eagles, 37-27 (W)

2020—Washington, 27-17 (W)
Washington, 20-14 (P)
(RS Pts.—Eagles 3,618, Washington 3,409)
(PS Pts.—Washington 20, Eagles 6)
**Franchise in Boston prior to 1937 and
known as Redskins prior to 2020
**NFC First-Round Playoff*

PITTSBURGH vs. ARIZONA
RS: Steelers lead series, 34-23-3
PS: Steelers lead series, 1-0;
See Arizona vs. Pittsburgh

PITTSBURGH vs. ATLANTA
RS: Steelers lead series, 14-2-1;
See Atlanta vs. Pittsburgh

PITTSBURGH vs. BALTIMORE
RS: Steelers lead series, 27-23
PS: Steelers lead series, 3-1;
See Baltimore vs. Pittsburgh

PITTSBURGH vs. BUFFALO
RS: Steelers lead series, 14-10
PS: Steelers lead series, 2-1;
See Buffalo vs. Pittsburgh

PITTSBURGH vs. CAROLINA
RS: Steelers lead series, 6-1;
See Carolina vs. Pittsburgh

PITTSBURGH vs. CHICAGO
RS: Bears lead series, 19-7-1;
See Chicago vs. Pittsburgh

PITTSBURGH vs. CINCINNATI
RS: Steelers lead series, 65-36
PS: Steelers lead series, 2-0;
See Cincinnati vs. Pittsburgh

PITTSBURGH vs. CLEVELAND
RS: Steelers lead series, 75-60-1
PS: Steelers lead series, 2-1;
See Cleveland vs. Pittsburgh

PITTSBURGH vs. DALLAS
RS: Cowboys lead series, 16-14
PS: Steelers lead series, 2-1;
See Dallas vs. Pittsburgh

PITTSBURGH vs. DENVER
RS: Broncos lead series, 15-9-1
PS: Broncos lead series, 5-3;
See Denver vs. Pittsburgh

PITTSBURGH vs. DETROIT
RS: Steelers lead series, 17-14-1;
See Detroit vs. Pittsburgh

PITTSBURGH vs. GREEN BAY
RS: Packers lead series, 18-16
PS: Packers lead series, 1-0;
See Green Bay vs. Pittsburgh

PITTSBURGH vs. HOUSTON
RS: Steelers lead series, 5-2;
See Houston vs. Pittsburgh

PITTSBURGH vs. INDIANAPOLIS
RS: Steelers lead series, 20-6
PS: Steelers lead series, 5-0;
See Indianapolis vs. Pittsburgh

PITTSBURGH vs. JACKSONVILLE
RS: Steelers lead series, 13-12
PS: Jaguars lead series, 2-0;
See Jacksonville vs. Pittsburgh

PITTSBURGH vs. KANSAS CITY
RS: Steelers lead series, 22-11
PS: Series tied, 1-1;
See Kansas City vs. Pittsburgh

PITTSBURGH vs. LAS VEGAS
RS: Raiders lead series, 13-10
PS: Series tied, 3-3;
See Las Vegas vs. Pittsburgh

PITTSBURGH vs. L.A. CHARGERS
RS: Steelers lead series, 23-8
PS: Chargers lead series, 2-1;
See L.A. Chargers vs. Pittsburgh

PITTSBURGH vs. L.A. RAMS
RS: Rams lead series, 15-9-2
PS: Steelers lead series, 1-0;
See Los Angeles vs. Pittsburgh

PITTSBURGH vs. MIAMI
RS: Steelers lead series, 13-11
PS: Series tied, 2-2;
See Miami vs. Pittsburgh

PITTSBURGH vs. MINNESOTA
RS: Vikings lead series, 9-8
PS: Steelers lead series, 1-0;
See Minnesota vs. Pittsburgh

PITTSBURGH vs. NEW ENGLAND
RS: Steelers lead series, 15-13
PS: Patriots lead series, 4-1;
See New England vs. Pittsburgh

PITTSBURGH vs. NEW ORLEANS
RS: Saints lead series, 9-7;
See New Orleans vs. Pittsburgh

PITTSBURGH vs. N.Y. GIANTS
RS: Giants lead series, 44-31-3;
See N.Y. Giants vs. Pittsburgh

PITTSBURGH vs. N.Y. JETS
RS: Steelers lead series, 18-6
PS: Steelers lead series, 2-0;
See N.Y. Jets vs. Pittsburgh

PITTSBURGH vs. PHILADELPHIA
RS: Eagles lead series, 47-29-3
PS: Eagles lead series, 1-0;
See Philadelphia vs. Pittsburgh

PITTSBURGH vs. SAN FRANCISCO
RS: 49ers lead series, 12-10
1951—49ers, 28-24 (P)
1952—Steelers, 24-7 (SF)
1954—49ers, 31-3 (SF)
1958—49ers, 23-20 (SF)
1961—Steelers, 20-10 (P)
1965—49ers, 27-17 (SF)
1968—49ers, 45-28 (P)
1973—Steelers, 37-14 (SF)
1977—Steelers, 27-0 (P)
1978—Steelers, 24-7 (SF)
1981—49ers, 17-14 (P)

ALL-TIME TEAM VS. TEAM RESULTS

1984—Steelers, 20-17 (SF)
 1987—Steelers, 30-17 (P)
 1990—49ers, 27-7 (SF)
 1993—49ers, 24-13 (P)
 1996—49ers, 25-15 (P)
 1999—Steelers, 27-6 (SF)
 2003—49ers, 30-14 (SF)
 2007—Steelers, 37-16 (P)
 2011—49ers, 20-3 (SF)
 2015—Steelers, 43-18 (P)
 2019—49ers, 24-20 (SF)
 (RS Pts.—Steelers 467, 49ers 433)

PITTSBURGH vs. SEATTLE

RS: Seahawks lead series, 10-8

PS: Steelers lead series, 1-0

1977—Steelers, 30-20 (P)
 1978—Steelers, 21-10 (P)
 1981—Seahawks, 24-21 (S)
 1982—Seahawks, 16-0 (S)
 1983—Steelers, 27-21 (S)
 1986—Seahawks, 30-0 (S)
 1987—Steelers, 13-9 (P)
 1991—Seahawks, 27-7 (P)
 1992—Steelers, 20-14 (P)
 1993—Seahawks, 16-6 (S)
 1994—Seahawks, 30-13 (S)
 1998—Steelers, 13-10 (P)
 1999—Seahawks, 29-10 (P)
 2003—Seahawks, 23-16 (S)
 2005—*Steelers, 21-10 (Detroit)
 2007—Steelers, 21-0 (P)
 2011—Steelers, 24-0 (P)
 2015—Seahawks, 39-30 (S)
 2019—Seahawks, 28-26 (P)
 (RS Pts.—Seahawks 346, Steelers 298)
 (PS Pts.—Steelers 21, Seahawks 10)

*Super Bowl XL

PITTSBURGH vs. TAMPA BAY

RS: Steelers lead series, 9-2

1976—Steelers, 42-0 (P)
 1980—Steelers, 24-21 (TB)
 1983—Steelers, 17-12 (P)
 1989—Steelers, 31-22 (TB)
 1998—Buccaneers, 16-3 (TB)
 2001—Steelers, 17-10 (TB)
 2002—Steelers, 17-7 (TB)
 2006—Steelers, 20-3 (P)
 2010—Steelers, 38-13 (TB)
 2014—Buccaneers, 27-24 (P)
 2018—Steelers, 30-27 (TB)
 (RS Pts.—Steelers 263, Buccaneers 158)

PITTSBURGH vs. *TENNESSEE

RS: Steelers lead series, 44-31

PS: Steelers lead series, 3-1

1970—Oilers, 19-7 (P)
 Steelers, 7-3 (H)
 1971—Steelers, 23-16 (P)
 Oilers, 29-3 (H)
 1972—Steelers, 24-7 (P)
 Steelers, 9-3 (H)
 1973—Steelers, 36-7 (H)
 Steelers, 33-7 (P)
 1974—Steelers, 13-7 (H)
 Oilers, 13-10 (P)
 1975—Steelers, 24-17 (P)
 Steelers, 32-9 (H)
 1976—Steelers, 32-16 (P)
 Steelers, 21-0 (H)
 1977—Oilers, 27-10 (H)
 Steelers, 27-10 (P)
 1978—Oilers, 24-17 (P)
 Steelers, 13-3 (H)
 **Steelers, 34-5 (P)
 1979—Steelers, 38-7 (P)
 Oilers, 20-17 (H)
 **Steelers, 27-13 (P)
 1980—Steelers, 31-17 (P)
 Oilers, 6-0 (H)

1981—Steelers, 26-13 (P)
 Oilers, 21-20 (H)
 1982—Steelers, 24-10 (H)
 1983—Steelers, 40-28 (H)
 Steelers, 17-10 (P)
 1984—Steelers, 35-7 (P)
 Oilers, 23-20 (H) OT
 1985—Steelers, 20-0 (P)
 Steelers, 30-7 (H)
 1986—Steelers, 22-16 (H) OT
 Steelers, 21-10 (P)
 1987—Oilers, 23-3 (P)
 Oilers, 24-16 (H)
 1988—Oilers, 34-14 (P)
 Steelers, 37-34 (H)
 1989—Oilers, 27-0 (H)
 Oilers, 23-16 (P)
 ***Steelers, 26-23 (H) OT
 1990—Steelers, 20-9 (P)
 Oilers, 34-14 (H)
 1991—Steelers, 26-14 (P)
 Oilers, 31-6 (H)
 1992—Steelers, 29-24 (H)
 Steelers, 21-20 (P)
 1993—Oilers, 23-3 (H)
 Oilers, 26-17 (P)
 1994—Steelers, 30-14 (P)
 Steelers, 12-9 (H) OT
 1995—Steelers, 34-17 (H)
 Steelers, 21-7 (P)
 1996—Steelers, 30-16 (P)
 Oilers, 23-13 (H)
 1997—Steelers, 37-24 (P)
 Oilers, 16-6 (T)
 1998—Oilers, 41-31 (P)
 Oilers, 23-14 (T)
 1999—Titans, 16-10 (T)
 Titans, 47-36 (P)
 2000—Titans, 23-20 (P)
 Titans, 9-7 (T)
 2001—Steelers, 34-7 (P)
 Steelers, 34-24 (T)
 2002—Titans, 31-23 (T)
 ****Titans, 34-31 (T) OT
 2003—Titans, 30-13 (P)
 2005—Steelers, 34-7 (P)
 2008—Titans, 31-14 (T)
 2009—Steelers, 13-10 (P) OT
 2010—Steelers, 19-11 (T)
 2011—Steelers, 38-17 (P)
 2012—Titans, 26-23 (T)
 2013—Titans, 16-9 (P)
 2014—Steelers, 27-24 (T)
 2017—Steelers, 40-17 (P)
 2020—Steelers, 27-24 (T)
 (RS Pts.—Steelers 1,573, Titans 1,318)
 (PS Pts.—Steelers 118, Titans 75)
 *Franchise in Houston prior to 1997; known
 as Oilers prior to 1999
 **AFC Championship
 ***AFC First-Round Playoff
 ****AFC Divisional Playoff

***PITTSBURGH vs. **WASHINGTON**

RS: Washington leads series, 43-33-3

1933—Redskins, 21-6 (P)
 Pirates, 16-14 (B)
 1934—Redskins, 7-0 (P)
 Redskins, 39-0 (B)
 1935—Pirates, 6-0 (P)
 Redskins, 13-3 (B)
 1936—Pirates, 10-0 (P)
 Redskins, 30-0 (B)
 1937—Redskins, 34-20 (W)
 Pirates, 21-13 (P)
 1938—Redskins, 7-0 (P)
 Redskins, 15-0 (W)
 1939—Redskins, 44-14 (W)
 Redskins, 21-14 (P)

1940—Redskins, 40-10 (P)
 Redskins, 37-10 (W)
 1941—Redskins, 24-20 (P)
 Redskins, 23-3 (W)
 1942—Redskins, 28-14 (W)
 Redskins, 14-0 (P)
 1945—Redskins, 14-0 (P)
 Redskins, 24-0 (W)
 1946—Tie, 14-14 (W)
 Steelers, 14-7 (P)
 1947—Redskins, 27-26 (W)
 Steelers, 21-14 (P)
 1948—Redskins, 17-14 (W)
 Steelers, 10-7 (P)
 1949—Redskins, 27-14 (P)
 Redskins, 27-14 (W)
 1950—Steelers, 26-7 (W)
 Redskins, 24-7 (P)
 1951—Redskins, 22-7 (P)
 Steelers, 20-10 (W)
 1952—Redskins, 28-24 (P)
 Steelers, 24-23 (W)
 1953—Redskins, 17-9 (P)
 Steelers, 14-13 (W)
 1954—Steelers, 37-7 (P)
 Redskins, 17-14 (W)
 1955—Redskins, 23-14 (P)
 Redskins, 28-17 (W)
 1956—Steelers, 30-13 (P)
 Steelers, 23-0 (W)
 1957—Steelers, 28-7 (P)
 Redskins, 10-3 (W)
 1958—Steelers, 24-16 (P)
 Tie, 14-14 (W)
 1959—Redskins, 23-17 (P)
 Steelers, 27-6 (W)
 1960—Tie, 27-27 (W)
 Steelers, 22-10 (P)
 1961—Steelers, 20-0 (P)
 Steelers, 30-14 (W)
 1962—Steelers, 23-21 (P)
 Steelers, 27-24 (W)
 1963—Steelers, 38-27 (P)
 Steelers, 34-28 (W)
 1964—Redskins, 30-0 (P)
 Steelers, 14-7 (W)
 1965—Redskins, 31-3 (P)
 Redskins, 35-14 (W)
 1966—Redskins, 33-27 (P)
 Redskins, 24-10 (W)
 1967—Redskins, 15-10 (P)
 1968—Redskins, 16-13 (W)
 1969—Redskins, 14-7 (P)
 1973—Steelers, 21-16 (P)
 1979—Steelers, 38-7 (P)
 1985—Redskins, 30-23 (P)
 1988—Redskins, 30-29 (W)
 1991—Redskins, 41-14 (P)
 1997—Steelers, 14-13 (P)
 2000—Steelers, 24-3 (P)
 2004—Steelers, 16-7 (P)
 2008—Steelers, 23-6 (W)
 2012—Steelers, 27-12 (P)
 2016—Steelers, 38-16 (W)
 2020—Washington, 23-17 (P)
 (RS Pts.—Washington 1,470, Steelers 1,276)
 *Steelers known as Pirates prior to 1940
 **Franchise in Boston prior to 1937 and
 known as Redskins prior to 2020

SAN FRANCISCO vs. ARIZONA

RS: 49ers lead series, 32-27;

See Arizona vs. San Francisco

SAN FRANCISCO vs. ATLANTA

RS: 49ers lead series, 46-31-1

PS: Series tied, 1-1;

See Atlanta vs. San Francisco

ALL-TIME TEAM VS. TEAM RESULTS

SAN FRANCISCO vs. BALTIMORE

RS: Ravens lead series, 4-2

PS: Ravens lead series, 1-0;

See Baltimore vs. San Francisco

SAN FRANCISCO vs. BUFFALO

RS: Bills lead series, 7-6;

See Buffalo vs. San Francisco

SAN FRANCISCO vs. CAROLINA

RS: Panthers lead series, 13-8

PS: 49ers lead series, 1-0;

See Carolina vs. San Francisco

SAN FRANCISCO vs. CHICAGO

RS: Bears lead series, 32-31-1

PS: 49ers lead series, 3-0;

See Chicago vs. San Francisco

SAN FRANCISCO vs. CINCINNATI

RS: 49ers lead series, 10-4

PS: 49ers lead series, 2-0;

See Cincinnati vs. San Francisco

SAN FRANCISCO vs. CLEVELAND

RS: Browns lead series, 12-8;

See Cleveland vs. San Francisco

SAN FRANCISCO vs. DALLAS

RS: 49ers lead series, 15-14-1

PS: Cowboys lead series, 5-2;

See Dallas vs. San Francisco

SAN FRANCISCO vs. DENVER

RS: Series tied, 7-7

PS: 49ers lead series, 1-0;

See Denver vs. San Francisco

SAN FRANCISCO vs. DETROIT

RS: 49ers lead series, 37-27-1

PS: Series tied, 1-1;

See Detroit vs. San Francisco

SAN FRANCISCO vs. GREEN BAY

RS: Packers lead series, 33-28-1

PS: Series tied, 4-4;

See Green Bay vs. San Francisco

SAN FRANCISCO vs. HOUSTON

RS: 49ers lead series, 3-1;

See Houston vs. San Francisco

SAN FRANCISCO vs. INDIANAPOLIS

RS: Colts lead series, 26-18;

See Indianapolis vs. San Francisco

SAN FRANCISCO vs. JACKSONVILLE

RS: 49ers lead series, 3-2;

See Jacksonville vs. San Francisco

SAN FRANCISCO vs. KANSAS CITY

RS: 49ers lead series, 7-6

PS: Chiefs lead series, 1-0;

See Kansas City vs. San Francisco

SAN FRANCISCO vs. LAS VEGAS

RS: Series tied, 7-7;

See Las Vegas vs. San Francisco

SAN FRANCISCO vs. L.A. CHARGERS

RS: Chargers lead series, 8-6

PS: 49ers lead series, 1-0;

See L.A. Chargers vs. San Francisco

SAN FRANCISCO vs. L.A. RAMS

RS: 49ers lead series, 72-67-3

PS: 49ers lead series, 1-0;

See L.A. Rams vs. San Francisco

SAN FRANCISCO vs. MIAMI

RS: Dolphins lead series, 8-5

PS: 49ers lead series, 1-0;

See Miami vs. San Francisco

SAN FRANCISCO vs. MINNESOTA

RS: Vikings lead series, 22-19-1

PS: 49ers lead series, 5-1;

See Minnesota vs. San Francisco

SAN FRANCISCO vs. NEW ENGLAND

RS: 49ers lead series, 9-5;

See New England vs. San Francisco

SAN FRANCISCO vs. NEW ORLEANS

RS: 49ers lead series, 48-27-2

PS: 49ers lead series, 1-0;

See New Orleans vs. San Francisco

SAN FRANCISCO vs. N.Y. GIANTS

RS: Series tied, 17-17

PS: Series tied, 4-4;

See N.Y. Giants vs. San Francisco

SAN FRANCISCO vs. N.Y. JETS

RS: 49ers lead series, 11-3;

See N.Y. Jets vs. San Francisco

SAN FRANCISCO vs. PHILADELPHIA

RS: 49ers lead series, 18-14-1

PS: 49ers lead series, 1-0;

See Philadelphia vs. San Francisco

SAN FRANCISCO vs. PITTSBURGH

RS: 49ers lead series, 12-10;

See Pittsburgh vs. San Francisco

SAN FRANCISCO vs. SEATTLE

RS: Seahawks lead series, 27-17

PS: Seahawks lead series, 1-0

1976—49ers, 37-21 (Sea)

1979—Seahawks, 35-24 (SF)

1985—49ers, 19-6 (SF)

1988—49ers, 38-7 (Sea)

1991—49ers, 24-22 (Sea)

1997—Seahawks, 38-9 (Sea)

2002—49ers, 28-21 (Sea)

49ers, 31-24 (SF)

2003—Seahawks, 20-19 (Sea)

Seahawks, 24-17 (SF)

2004—Seahawks, 34-0 (Sea)

Seahawks, 42-27 (SF)

2005—Seahawks, 27-25 (SF)

Seahawks, 41-3 (Sea)

2006—49ers, 20-14 (SF)

49ers, 24-14 (Sea)

2007—Seahawks, 23-3 (SF)

Seahawks, 24-0 (Sea)

2008—49ers, 33-30 (Sea) OT

Seahawks, 34-13 (SF)

2009—49ers, 23-10 (SF)

Seahawks, 20-17 (Sea)

2010—Seahawks, 31-6 (Sea)

49ers, 40-21 (SF)

2011—49ers, 33-17 (SF)

49ers, 19-17 (Sea)

2012—49ers, 13-6 (SF)

Seahawks, 42-13 (Sea)

2013—Seahawks, 29-3 (Sea)

49ers, 19-17 (SF)

*Seahawks, 23-17 (Sea)

2014—Seahawks, 19-3 (SF)

Seahawks, 17-7 (Sea)

2015—Seahawks, 20-3 (SF)

Seahawks, 29-13 (Sea)

2016—Seahawks, 37-18 (Sea)

Seahawks, 25-23 (SF)

2017—Seahawks, 12-9 (Sea)

Seahawks, 24-13 (SF)

2018—Seahawks, 43-16 (Sea)

49ers, 26-23 (SF) OT

2019—Seahawks, 27-24 (SF) OT

49ers, 26-21 (Sea)

2020—Seahawks, 37-27 (Sea)

Seahawks, 26-23 (Arizona)

(RS Pts.—Seahawks 1,071, 49ers 811)

(PS Pts.—Seahawks 23, 49ers 17)

*NFC Championship

SAN FRANCISCO vs. TAMPA BAY

RS: 49ers lead series, 18-6

PS: Buccaneers lead series, 1-0

1977—49ers, 20-10 (SF)

1978—49ers, 6-3 (SF)

1979—49ers, 23-7 (SF)

1980—Buccaneers, 24-23 (SF)

1983—49ers, 35-21 (SF)

1984—49ers, 24-17 (SF)

1986—49ers, 31-7 (TB)

1987—49ers, 24-10 (TB)

1989—49ers, 20-16 (TB)

1990—49ers, 31-7 (SF)

1992—49ers, 21-14 (SF)

1993—49ers, 45-21 (TB)

1994—49ers, 41-16 (SF)

1997—Buccaneers, 13-6 (TB)

2002—*Buccaneers, 31-6 (TB)

2003—49ers, 24-7 (SF)

2004—Buccaneers, 35-3 (TB)

2005—49ers, 15-10 (SF)

2007—49ers, 21-19 (SF)

2010—Buccaneers, 21-0 (SF)

2011—49ers, 48-3 (SF)

2013—49ers, 33-14 (TB)

2016—Buccaneers, 34-17 (SF)

2018—Buccaneers, 27-9 (TB)

2019—49ers, 31-17 (TB)

(RS Pts.—49ers 551, Buccaneers 373)

(PS Pts.—Buccaneers 31, 49ers 6)

*NFC Divisional Playoff

SAN FRANCISCO vs. *TENNESSEE

RS: 49ers lead series, 9-5

1970—49ers, 30-20 (H)

1975—Oilers, 27-13 (SF)

1978—Oilers, 20-19 (H)

1981—49ers, 28-6 (SF)

1984—49ers, 34-21 (H)

1987—49ers, 27-20 (SF)

1990—49ers, 24-21 (H)

1993—Oilers, 10-7 (SF)

1996—49ers, 10-9 (H)

1999—49ers, 24-22 (SF)

2005—Titans, 33-22 (T)

2009—Titans, 34-27 (SF)

2013—49ers, 31-17 (T)

2017—49ers, 25-23 (SF)

(RS Pts.—49ers 321, Titans 283)

*Franchise in Houston prior to 1997; known

as Oilers prior to 1999

SAN FRANCISCO vs. *WASHINGTON

RS: 49ers lead series, 18-11-1

PS: 49ers lead series, 3-1

1952—49ers, 23-17 (W)

1954—49ers, 41-7 (SF)

1955—Redskins, 7-0 (W)

1961—49ers, 35-3 (SF)

1967—Redskins, 31-28 (W)

1969—Tie, 17-17 (SF)

1970—49ers, 26-17 (SF)

1971—**49ers, 24-20 (SF)

1973—Redskins, 33-9 (W)

1976—Redskins, 24-21 (SF)

1978—Redskins, 38-20 (W)

1981—49ers, 30-17 (W)

1983—***Redskins, 24-21 (W)

1984—49ers, 37-31 (SF)

1985—49ers, 35-8 (W)

1986—Redskins, 14-6 (W)

1988—49ers, 37-21 (SF)

1990—49ers, 26-13 (SF)

**49ers, 28-10 (SF)

1992—**49ers, 20-13 (SF)

1994—49ers, 37-22 (W)

1996—49ers, 19-16 (W) OT

1998—49ers, 45-10 (W)

1999—Redskins, 26-20 (SF) OT

2002—49ers, 20-10 (SF)

2004—Redskins, 26-16 (SF)

2005—Redskins, 52-17 (W)

2008—49ers, 27-24 (SF)

2011—49ers, 19-11 (W)

2013—49ers, 27-6 (W)

2014—49ers, 17-13 (SF)

2017—Redskins, 26-24 (W)

2019—49ers, 9-0 (W)

2020—Washington, 23-15 (Arizona)

(RS Pts.—49ers 703, Washington 563)

(PS Pts.—49ers 93, Washington 67)

ALL-TIME TEAM VS. TEAM RESULTS

*Franchise known as Redskins prior to 2020

**NFC Divisional Playoff

***NFC Championship

SEATTLE vs. ARIZONARS: Seahawks lead series, 22-21-1;
See Arizona vs. Seattle**SEATTLE vs. ATLANTA**

RS: Seahawks lead series, 12-6

PS: Falcons lead series 2-0;

See Atlanta vs. Seattle

SEATTLE vs. BALTIMORE

RS: Series tied, 3-3;

See Baltimore vs. Seattle

SEATTLE vs. BUFFALO

RS: Seahawks lead series, 8-6;

See Buffalo vs. Seattle

SEATTLE vs. CAROLINA

RS: Seahawks lead series, 8-3

PS: Seahawks lead series, 2-1;

See Carolina vs. Seattle

SEATTLE vs. CHICAGO

RS: Seahawks lead series, 11-5

PS: Bears lead series, 2-0;

See Chicago vs. Seattle

SEATTLE vs. CINCINNATI

RS: Series tied, 10-10

PS: Bengals lead series, 1-0;

See Cincinnati vs. Seattle

SEATTLE vs. CLEVELAND

RS: Seahawks lead series, 13-6;

See Cleveland vs. Seattle

SEATTLE vs. DALLAS

RS: Cowboys lead series, 10-9

PS: Series tied, 1-1;

See Dallas vs. Seattle

SEATTLE vs. DENVER

RS: Broncos lead series, 35-19

PS: Seahawks lead series, 2-0;

See Denver vs. Seattle

SEATTLE vs. DETROIT

RS: Seahawks lead series, 9-5

PS: Seahawks lead series, 1-0;

See Detroit vs. Seattle

SEATTLE vs. GREEN BAY

RS: Packers lead series, 11-8

PS: Packers lead series, 3-1;

See Green Bay vs. Seattle

SEATTLE vs. HOUSTON

RS: Seahawks lead series, 3-1;

See Houston vs. Seattle

SEATTLE vs. INDIANAPOLIS

RS: Colts lead series, 7-5;

See Indianapolis vs. Seattle

SEATTLE vs. JACKSONVILLE

RS: Seahawks lead series, 5-3;

See Jacksonville vs. Seattle

SEATTLE vs. KANSAS CITY

RS: Chiefs lead series, 33-19;

See Kansas City vs. Seattle

SEATTLE vs. LAS VEGAS

RS: Raiders lead series, 28-25

PS: Series tied, 1-1;

See Las Vegas vs. Seattle

SEATTLE vs. L.A. CHARGERS

RS: Seahawks lead series, 26-25;

See L.A. Chargers vs. Seattle

SEATTLE vs. L.A. RAMS

RS: Seahawks lead series, 25-20

PS: Rams lead series, 2-0;

See L.A. Rams vs. Seattle

SEATTLE vs. MIAMI

RS: Dolphins lead series, 8-5

PS: Dolphins lead series, 2-1;

See Miami vs. Seattle

SEATTLE vs. MINNESOTA

RS: Seahawks lead series, 12-5

PS: Seahawks lead series, 1-0;

See Minnesota vs. Seattle

SEATTLE vs. NEW ENGLAND

RS: Seahawks lead series, 10-8;

PS: Patriots lead series, 1-0;

See New England vs. Seattle

SEATTLE vs. NEW ORLEANS

RS: Saints lead series, 8-6

PS: Seahawks lead series, 2-0;

See New Orleans vs. Seattle

SEATTLE vs. N.Y. GIANTS

RS: Giants lead series, 10-9;

See N.Y. Giants vs. Seattle

SEATTLE vs. N.Y. JETS

RS: Seahawks lead series, 12-8;

See N.Y. Jets vs. Seattle

SEATTLE vs. PHILADELPHIA

RS: Seahawks lead series, 11-7

PS: Seahawks lead series, 1-0;

See Philadelphia vs. Seattle

SEATTLE vs. PITTSBURGH

RS: Seahawks lead series, 10-8

PS: Steelers lead series, 1-0;

See Pittsburgh vs. Seattle

SEATTLE vs. SAN FRANCISCO

RS: Seahawks lead series, 27-17

PS: Seahawks lead series, 1-0;

See San Francisco vs. Seattle

SEATTLE vs. TAMPA BAY

RS: Seahawks lead series, 9-5

1976—Seahawks, 13-10 (TB)

1977—Seahawks, 30-23 (S)

1994—Seahawks, 22-21 (S)

1996—Seahawks, 17-13 (TB)

1999—Buccaneers, 16-3 (S)

2004—Seahawks, 10-6 (TB)

2006—Seahawks, 23-7 (TB)

2007—Seahawks, 20-6 (S)

2008—Buccaneers, 20-10 (TB)

2009—Buccaneers, 24-7 (S)

2010—Buccaneers, 38-15 (TB)

2013—Seahawks, 27-24 (S) OT

2016—Buccaneers, 14-5 (TB)

2019—Seahawks, 40-34 (S) OT
(RS Pts.—Buccaneers 256, Seahawks 242)**SEATTLE vs. TENNESSEE**

RS: Seahawks lead series, 10-6

PS: Titans lead series, 1-0

1979—Oilers, 22-10 (S)

1979—Seahawks, 34-14 (S)

1980—Seahawks, 26-7 (H)

1981—Oilers, 35-17 (H)

1982—Oilers, 23-21 (H)

1987—**Oilers, 23-20 (H) OT

1988—Seahawks, 27-24 (S)

1990—Seahawks, 13-10 (S) OT

1993—Oilers, 24-14 (H)

1994—Seahawks, 16-14 (H)

1996—Seahawks, 23-16 (S)

1997—Seahawks, 16-13 (S)

1998—Seahawks, 20-18 (S)

2005—Seahawks, 28-24 (T)

2009—Titans, 17-13 (S)

2013—Seahawks, 20-13 (S)

2017—Titans, 33-27 (T)

(RS Pts.—Seahawks 325, Titans 307)

(PS Pts.—Titans 23, Seahawks 20)

*Franchise in Houston prior to 1997; known

as Oilers prior to 1999

**AFC First-Round Playoff

SEATTLE vs. WASHINGTON

RS: Washington leads series, 12-6

PS: Seahawks lead series, 3-0

1976—Redskins, 31-7 (W)

1980—Seahawks, 14-0 (W)

1983—Redskins, 27-17 (S)

1986—Redskins, 19-14 (W)

1989—Redskins, 29-0 (S)

1992—Redskins, 16-3 (S)

1994—Seahawks, 28-7 (W)

1995—Seahawks, 27-20 (W)

1998—Seahawks, 24-14 (S)

2001—Redskins, 27-14 (W)

2002—Redskins, 14-3 (S)

2003—Redskins, 27-20 (W)

2005—Redskins, 20-17 (W) OT

**Seahawks, 20-10 (S)

2007—***Seahawks, 35-14 (S)

2008—Redskins, 20-17 (S)

2011—Redskins, 23-17 (S)

2012—***Seahawks, 24-14 (W)

2014—Seahawks, 27-17 (W)

2017—Redskins, 17-14 (S)

2020—Seahawks, 20-15 (W)

(RS Pts.—Washington 343, Seahawks 283)

(PS Pts.—Seahawks 79, Washington 38)

*Franchise known as Redskins prior to 2020

**NFC Divisional Playoff

***NFC First-Round Playoff

TAMPA BAY vs. ARIZONA

RS: Cardinals lead series, 11-10;

See Arizona vs. Tampa Bay

TAMPA BAY vs. ATLANTA

RS: Falcons lead series, 28-27;

See Atlanta vs. Tampa Bay

TAMPA BAY vs. BALTIMORE

RS: Ravens lead series, 4-2;

See Baltimore vs. Tampa Bay

TAMPA BAY vs. BUFFALO

RS: Buccaneers lead series, 7-4;

See Buffalo vs. Tampa Bay

TAMPA BAY vs. CAROLINA

RS: Panthers lead series, 24-17;

See Carolina vs. Tampa Bay

TAMPA BAY vs. CHICAGO

RS: Bears lead series, 40-20;

See Chicago vs. Tampa Bay

TAMPA BAY vs. CINCINNATI

RS: Buccaneers lead series, 7-5;

See Cincinnati vs. Tampa Bay

TAMPA BAY vs. CLEVELAND

RS: Browns lead series, 6-4;

See Cleveland vs. Tampa Bay

TAMPA BAY vs. DALLAS

RS: Cowboys lead series, 13-4

PS: Cowboys lead series, 2-0;

See Dallas vs. Tampa Bay

TAMPA BAY vs. DENVER

RS: Broncos lead series, 7-3;

See Denver vs. Tampa Bay

TAMPA BAY vs. DETROIT

RS: Lions lead series, 31-28

PS: Buccaneers lead series, 1-0;

See Detroit vs. Tampa Bay

TAMPA BAY vs. GREEN BAY

RS: Packers lead series, 32-22-1

PS: Packers lead series, 1-1;

See Green Bay vs. Tampa Bay

TAMPA BAY vs. HOUSTON

RS: Texans lead series, 4-1;

See Houston vs. Tampa Bay

TAMPA BAY vs. INDIANAPOLIS

RS: Colts lead series, 8-6;

See Indianapolis vs. Tampa Bay

TAMPA BAY vs. JACKSONVILLE

RS: Jaguars lead series, 4-3;

See Jacksonville vs. Tampa Bay

TAMPA BAY vs. KANSAS CITY

RS: Buccaneers lead series, 7-6

PS: Buccaneers lead series, 1-0

See Kansas City vs. Tampa Bay

ALL-TIME TEAM VS. TEAM RESULTS

TAMPA BAY vs. LAS VEGAS
RS: Raiders lead series, 7-3
PS: Buccaneers lead series, 1-0;
See Las Vegas vs. Tampa Bay

TAMPA BAY vs. L.A. CHARGERS
RS: Chargers lead series, 8-4;
See L.A. Chargers vs. Tampa Bay

TAMPA BAY vs. L.A. RAMS
RS: Rams lead series, 15-9
PS: Rams lead series, 2-0;
See L.A. Rams vs. Tampa Bay

TAMPA BAY vs. MIAMI
RS: Buccaneers lead series, 6-5;
See Miami vs. Tampa Bay

TAMPA BAY vs. MINNESOTA
RS: Vikings lead series, 33-23;
See Minnesota vs. Tampa Bay

TAMPA BAY vs. NEW ENGLAND
RS: Patriots lead series, 7-2;
See New England vs. Tampa Bay

TAMPA BAY vs. NEW ORLEANS
RS: Saints lead series, 37-21
PS: Buccaneers lead series, 1-0;
See New Orleans vs. Tampa Bay

TAMPA BAY vs. N.Y. GIANTS
RS: Giants lead series, 15-8
PS: Giants lead series, 1-0;
See N.Y. Giants vs. Tampa Bay

TAMPA BAY vs. N.Y. JETS
RS: Jets lead series, 10-2;
See N.Y. Jets vs. Tampa Bay

TAMPA BAY vs. PHILADELPHIA
RS: Eagles lead series, 8-7
PS: Series tied, 2-2;
See Philadelphia vs. Tampa Bay

TAMPA BAY vs. PITTSBURGH
RS: Steelers lead series, 9-2;
See Pittsburgh vs. Tampa Bay

TAMPA BAY vs. SAN FRANCISCO
RS: 49ers lead series, 18-6
PS: Buccaneers lead series, 1-0;
See San Francisco vs. Tampa Bay

TAMPA BAY vs. SEATTLE
RS: Seahawks lead series, 9-5;
See Seattle vs. Tampa Bay

TAMPA BAY vs. *TENNESSEE
RS: Titans lead series, 10-2
1976—Oilers, 20-0 (H)
1980—Oilers, 20-14 (H)
1983—Buccaneers, 33-24 (TB)
1989—Oilers, 20-17 (H)
1995—Oilers, 19-7 (H)
1998—Oilers, 31-22 (TB)
2001—Titans, 31-28 (Tenn) OT
2003—Titans, 33-13 (Tenn)
2007—Buccaneers, 13-10 (TB)
2011—Titans, 23-17 (Tenn)
2015—Titans, 42-14 (TB)
2019—Titans, 27-23 (Tenn)
(RS Pts.—Titans 300, Buccaneers 201)
**Franchise in Houston prior to 1997; known as Oilers prior to 1999*

TAMPA BAY vs. *WASHINGTON
RS: Washington leads series, 11-10
PS: Buccaneers lead series, 2-1
1977—Redskins, 10-0 (TB)
1982—Redskins, 21-13 (TB)
1989—Redskins, 32-28 (W)
1993—Redskins, 23-17 (TB)
1994—Buccaneers, 26-21 (TB)
Buccaneers, 17-14 (W)
1995—Buccaneers, 14-6 (TB)
1996—Buccaneers, 24-10 (TB)
1998—Redskins, 20-16 (W)
1999—**Buccaneers, 14-13 (TB)
2000—Redskins, 20-17 (W) OT
2003—Buccaneers, 35-13 (W)
2004—Redskins, 16-10 (W)

2005—Buccaneers, 36-35 (TB)
***Redskins, 17-10 (TB)

2006—Buccaneers, 20-17 (TB)
2007—Buccaneers, 19-13 (TB)
2009—Redskins, 16-13 (W)
2010—Buccaneers, 17-16 (W)
2012—Redskins, 24-22 (TB)
2014—Buccaneers, 27-7 (W)
2015—Redskins, 31-30 (W)
2018—Redskins, 16-3 (TB)
2020—***Buccaneers, 31-23 (W)
(RS Pts.—Buccaneers 404, Washington 381)
(PS Pts.—Buccaneers 55, Washington 53)
**Franchise known as Redskins prior to 2020*
***NFC Divisional Playoff*
****NFC First-Round Playoff*

TENNESSEE vs. ARIZONA
RS: Cardinals lead series, 7-4;
See Arizona vs. Tennessee

TENNESSEE vs. ATLANTA
RS: Titans lead series, 8-7;
See Atlanta vs. Tennessee

TENNESSEE vs. BALTIMORE
RS: Titans lead series, 11-10
PS: Ravens lead series, 3-2;
See Baltimore vs. Tennessee

TENNESSEE vs. BUFFALO
RS: Titans lead series, 28-17
PS: Bills lead series, 2-1;
See Buffalo vs. Tennessee

TENNESSEE vs. CAROLINA
RS: Series tied, 3-3;
See Carolina vs. Tennessee

TENNESSEE vs. CHICAGO
RS: Titans lead series, 7-6;
See Chicago vs. Tennessee

TENNESSEE vs. CINCINNATI
RS: Titans lead series, 40-34-1
PS: Bengals lead series, 1-0;
See Cincinnati vs. Tennessee

TENNESSEE vs. CLEVELAND
RS: Browns lead series, 36-31
PS: Titans lead series, 1-0;
See Cleveland vs. Tennessee

TENNESSEE vs. DALLAS
RS: Cowboys lead series, 8-7;
See Dallas vs. Tennessee

TENNESSEE vs. DENVER
RS: Titans lead series, 23-16-1
PS: Broncos lead series, 2-1;
See Denver vs. Tennessee

TENNESSEE vs. DETROIT
RS: Titans lead series, 10-3;
See Detroit vs. Tennessee

TENNESSEE vs. GREEN BAY
RS: Titans lead series, 7-6;
See Green Bay vs. Tennessee

TENNESSEE vs. HOUSTON
RS: Titans lead series, 21-17;
See Houston vs. Tennessee

TENNESSEE vs. INDIANAPOLIS
RS: Colts lead series, 35-17
PS: Titans lead series, 1-0;
See Indianapolis vs. Tennessee

TENNESSEE vs. JACKSONVILLE
RS: Titans lead series, 31-21
PS: Titans lead series, 1-0;
See Jacksonville vs. Tennessee

TENNESSEE vs. KANSAS CITY
RS: Chiefs lead series, 27-23
PS: Chiefs lead series, 3-1;
See Kansas City vs. Tennessee

TENNESSEE vs. LAS VEGAS
RS: Raiders lead series, 26-21
PS: Raiders lead series, 4-0;
See Las Vegas vs. Tennessee

TENNESSEE vs. L.A. CHARGERS
RS: Chargers lead series, 27-15-1
PS: Titans lead series, 3-1;
See L.A. Chargers vs. Tennessee

TENNESSEE vs. L.A. RAMS
RS: Rams lead series, 7-5
PS: Rams lead series, 1-0;
See L.A. Rams vs. Tennessee

TENNESSEE vs. MIAMI
RS: Dolphins lead series, 21-16
PS: Titans lead series, 1-0;
See Miami vs. Tennessee

TENNESSEE vs. MINNESOTA
RS: Vikings lead series, 9-5;
See Minnesota vs. Tennessee

TENNESSEE vs. NEW ENGLAND
RS: Patriots lead series, 23-16-1
PS: Series tied, 2-2;
See New England vs. Tennessee

TENNESSEE vs. NEW ORLEANS
RS: Titans lead series, 8-6-1;
See New Orleans vs. Tennessee

TENNESSEE vs. N.Y. GIANTS
RS: Series tied, 6-6;
See N.Y. Giants vs. Tennessee

TENNESSEE vs. N.Y. JETS
RS: Titans lead series, 24-19-1
PS: Titans lead series, 1-0;
See N.Y. Jets vs. Tennessee

TENNESSEE vs. PHILADELPHIA
RS: Eagles lead series, 7-5;
See Philadelphia vs. Tennessee

TENNESSEE vs. PITTSBURGH
RS: Steelers lead series, 44-31
PS: Steelers lead series, 3-1;
See Pittsburgh vs. Tennessee

TENNESSEE vs. SAN FRANCISCO
RS: 49ers lead series, 9-5;
See San Francisco vs. Tennessee

TENNESSEE vs. SEATTLE
RS: Seahawks lead series, 10-6
PS: Titans lead series, 1-0;
See Seattle vs. Tennessee

TENNESSEE vs. TAMPA BAY
RS: Titans lead series, 10-2;
See Tampa Bay vs. Tennessee

***TENNESSEE vs. **WASHINGTON**
RS: Titans lead series, 7-6
1971—Redskins, 22-13 (W)
1975—Oilers, 13-10 (H)
1979—Oilers, 29-27 (W)
1985—Redskins, 16-13 (W)
1988—Oilers, 41-17 (H)
1991—Redskins, 16-13 (W) OT
1997—Oilers, 28-14 (T)
2000—Titans, 27-21 (W)
2002—Redskins, 31-14 (T)
2006—Titans, 25-22 (W)
2010—Redskins, 19-16 (T) OT
2014—Redskins, 19-17 (W)
2018—Titans, 25-16 (T)
(RS—Titans 274, Washington 250)
**Franchise in Houston prior to 1997; known as Oilers prior to 1999*
***Franchise known as Redskins prior to 2020*

ALL-TIME TEAM VS. TEAM RESULTS**WASHINGTON vs. ARIZONA**

RS: Washington leads series, 76-47-2;

See Arizona vs. Washington

WASHINGTON vs. ATLANTA

RS: Washington leads series, 14-10-1

PS: Washington leads series, 1-0;

See Atlanta vs. Washington

WASHINGTON vs. BALTIMORE

RS: Ravens lead series, 4-3;

See Baltimore vs. Washington

WASHINGTON vs. BUFFALO

RS: Bills lead series, 9-5

PS: Washington leads series, 1-0;

See Buffalo vs. Washington

WASHINGTON vs. CAROLINA

RS: Washington leads series, 9-7;

See Carolina vs. Washington

WASHINGTON vs. CHICAGO

RS: Washington leads series, 22-21-1

PS: Washington leads series, 4-3;

See Chicago vs. Washington

WASHINGTON vs. CINCINNATI

RS: Series tied, 5-5-1;

See Cincinnati vs. Washington

WASHINGTON vs. CLEVELAND

RS: Browns lead series, 34-12-1;

See Cleveland vs. Washington

WASHINGTON vs. DALLAS

RS: Cowboys lead series, 73-45-2

PS: Washington leads series, 2-0;

See Dallas vs. Washington

WASHINGTON vs. DENVER

RS: Broncos lead series, 7-6

PS: Washington leads series, 1-0;

See Denver vs. Washington

WASHINGTON vs. DETROIT

RS: Washington leads series, 28-15

PS: Washington leads series, 3-0;

See Detroit vs. Washington

WASHINGTON vs. GREEN BAY

RS: Packers lead series, 19-15-1

PS: Packers lead series, 2-1;

See Green Bay vs. Washington

WASHINGTON vs. HOUSTON

RS: Texans lead series, 3-2;

See Houston vs. Washington

WASHINGTON vs. INDIANAPOLIS

RS: Colts lead series, 21-10;

See Indianapolis vs. Washington

WASHINGTON vs. JACKSONVILLE

RS: Washington leads series, 6-1;

See Jacksonville vs. Washington

WASHINGTON vs. KANSAS CITY

RS: Chiefs lead series, 9-1;

See Kansas City vs. Washington

WASHINGTON vs. LAS VEGAS

RS: Raiders lead series, 7-6

PS: Raiders lead series, 1-0;

See Las Vegas vs. Washington

WASHINGTON vs. L.A. CHARGERS

RS: Washington leads series, 7-4;

See L.A. Chargers vs. Washington

WASHINGTON vs. L.A. RAMS

RS: Washington leads series, 24-12-1

PS: Series tied, 2-2;

See L.A. Rams vs. Washington

WASHINGTON vs. MIAMI

RS: Dolphins lead series, 8-5

PS: Series tied, 1-1;

See Miami vs. Washington

WASHINGTON vs. MINNESOTA

RS: Vikings lead series, 12-10

PS: Washington leads series, 3-2;

See Minnesota vs. Washington

WASHINGTON vs. NEW ENGLAND

RS: Washington leads series, 6-5;

See New England vs. Washington

WASHINGTON vs. NEW ORLEANS

RS: Washington leads series, 17-10;

See New Orleans vs. Washington

WASHINGTON vs. N.Y. GIANTS

RS: Giants lead series, 104-68-4

PS: Series tied, 1-1;

See N.Y. Giants vs. Washington

WASHINGTON vs. N.Y. JETS

RS: Washington leads series, 8-4;

See N.Y. Jets vs. Washington

WASHINGTON vs. PHILADELPHIA

RS: Washington leads series, 87-79-5

PS: Washington leads series, 1-0;

See Philadelphia vs. Washington

WASHINGTON vs. PITTSBURGH

RS: Washington leads series, 43-33-3;

See Pittsburgh vs. Washington

WASHINGTON vs. SAN FRANCISCO

RS: 49ers lead series, 18-11-1

PS: 49ers lead series, 3-1;

See San Francisco vs. Washington

WASHINGTON vs. SEATTLE

RS: Washington leads series, 12-6

PS: Seahawks lead series, 3-0;

See Seattle vs. Washington

WASHINGTON vs. TAMPA BAY

RS: Washington leads series, 11-10

PS: Buccaneers lead series, 2-1;

See Tampa Bay vs. Washington

WASHINGTON vs. TENNESSEE

RS: Titans lead series, 7-6;

See Tennessee vs. Washington

SUPER BOWL STANDINGS/MVP

SUPER BOWL COMPOSITE STANDINGS

	W	L	Pct.	Pts.	OP
Baltimore Ravens	2	0	1.000	68	38
Tampa Bay Buccaneers	2	0	1.000	79	30
New Orleans Saints	1	0	1.000	31	17
New York Jets	1	0	1.000	16	7
Green Bay Packers	4	1	.800	158	101
New York Giants	4	1	.800	104	104
Pittsburgh Steelers	6	2	.750	193	164
San Francisco 49ers	5	2	.714	239	154
Dallas Cowboys	5	3	.625	221	132
Las Vegas/Oakland/Los Angeles Raiders	3	2	.600	132	114
Washington Football Team	3	2	.600	122	103
New England Patriots	6	5	.545	246	282
Indianapolis/Baltimore Colts	2	2	.500	69	77
Kansas City Chiefs	2	2	.500	73	93
Chicago Bears	1	1	.500	63	39
Miami Dolphins	2	3	.400	74	103
Denver Broncos	3	5	.375	147	259
Philadelphia Eagles	1	2	.333	72	84
Seattle Seahawks	1	2	.333	77	57
Los Angeles/St. Louis Rams	1	3	.250	62	80
Arizona Cardinals	0	1	.000	23	27
Los Angeles/San Diego Chargers	0	1	.000	26	49
Tennessee Titans	0	1	.000	16	23
Atlanta Falcons	0	2	.000	47	68
Carolina Panthers	0	2	.000	39	56
Cincinnati Bengals	0	2	.000	37	46
Buffalo Bills	0	4	.000	73	139
Minnesota Vikings	0	4	.000	34	95

SUPER BOWL HOST CITIES*

Miami/South Florida	11	(Orange Bowl 5, Hard Rock Stadium 6)
New Orleans	10	(Superdome 7, Tulane Stadium 3)
Los Angeles	7	(LA Coliseum 2, Rose Bowl 5)
Tampa Bay	5	(Tampa Stadium 2, Raymond James Stadium 3)
Arizona	3	(Sun Devil Stadium 1, U. of Phoenix Stadium 2)
Atlanta	3	(Georgia Dome 2, Mercedes-Benz Stadium 1)
Houston	3	(Rice Stadium 1, NRG Stadium 2)
San Diego	3	
Detroit	2	(Silverdome 1, Ford Field 1)
Minneapolis	2	(Metrodome 1, U.S. Bank Stadium 1)
San Francisco-Bay Area	2	(Stanford Stadium 1, Levi's Stadium 1)
Indianapolis	1	
Jacksonville	1	
New York-New Jersey	1	
North Texas	1	

*Through 2020 season

FUTURE SUPER BOWL SITES

Super Bowl LVI	February 13, 2022	SoFi Stadium
(awarded May 24, 2016/modified May 23, 2017)		Los Angeles
Super Bowl LVII	February 12, 2023	State Farm Stadium
(awarded May 22, 2018)		Arizona
Super Bowl LVIII	February 11, 2024*	(location TBD)
Super Bowl LIX	February 9, 2025*	Mercedes-Benz Superdome
(awarded May 22, 2018; modified October 20, 2020)		New Orleans

*Tentative date

PETE ROZELLE TROPHY/SUPER BOWL MVPs*

Super Bowl I	— QB Bart Starr, Green Bay
Super Bowl II	— QB Bart Starr, Green Bay
Super Bowl III	— QB Joe Namath, N.Y. Jets
Super Bowl IV	— QB Len Dawson, Kansas City
Super Bowl V	— LB Chuck Howley, Dallas
Super Bowl VI	— QB Roger Staubach, Dallas
Super Bowl VII	— S Jake Scott, Miami
Super Bowl VIII	— RB Larry Csonka, Miami
Super Bowl IX	— RB Franco Harris, Pittsburgh
Super Bowl X	— WR Lynn Swann, Pittsburgh
Super Bowl XI	— WR Fred Biletnikoff, Oakland
Super Bowl XII	— DT Randy White and DE Harvey Martin, Dallas
Super Bowl XIII	— QB Terry Bradshaw, Pittsburgh
Super Bowl XIV	— QB Terry Bradshaw, Pittsburgh
Super Bowl XV	— QB Jim Plunkett, Oakland
Super Bowl XVI	— QB Joe Montana, San Francisco
Super Bowl XVII	— RB John Riggins, Washington
Super Bowl XVIII	— RB Marcus Allen, L.A. Raiders
Super Bowl XIX	— QB Joe Montana, San Francisco
Super Bowl XX	— DE Richard Dent, Chi. Bears
Super Bowl XXI	— QB Phil Simms, N.Y. Giants
Super Bowl XXII	— QB Doug Williams, Washington
Super Bowl XXIII	— WR Jerry Rice, San Francisco
Super Bowl XXIV	— QB Joe Montana, San Francisco
Super Bowl XXV	— RB Ottis Anderson, N.Y. Giants
Super Bowl XXVI	— QB Mark Rypien, Washington
Super Bowl XXVII	— QB Troy Aikman, Dallas
Super Bowl XXVIII	— RB Emmitt Smith, Dallas
Super Bowl XXIX	— QB Steve Young, San Francisco
Super Bowl XXX	— CB Larry Brown, Dallas
Super Bowl XXXI	— KR-PR Desmond Howard, Green Bay
Super Bowl XXXII	— RB Terrell Davis, Denver
Super Bowl XXXIII	— QB John Elway, Denver
Super Bowl XXXIV	— QB Kurt Warner, St.L. Rams
Super Bowl XXXV	— LB Ray Lewis, Bal. Ravens
Super Bowl XXXVI	— QB Tom Brady, New England
Super Bowl XXXVII	— S Dexter Jackson, Tampa Bay
Super Bowl XXXVIII	— QB Tom Brady, New England
Super Bowl XXXIX	— WR Deion Branch, New England
Super Bowl XL	— WR Hines Ward, Pittsburgh
Super Bowl XLI	— QB Peyton Manning, Indianapolis
Super Bowl XLII	— QB Eli Manning, N.Y. Giants
Super Bowl XLIII	— WR Santonio Holmes, Pittsburgh
Super Bowl XLIV	— QB Drew Brees, New Orleans
Super Bowl XLV	— QB Aaron Rodgers, Green Bay
Super Bowl XLVI	— QB Eli Manning, N.Y. Giants
Super Bowl XLVII	— QB Joe Flacco, Bal. Ravens
Super Bowl XLVIII	— LB Malcolm Smith, Seattle
Super Bowl XLIX	— QB Tom Brady, New England
Super Bowl 50	— LB Von Miller, Denver
Super Bowl LI	— QB Tom Brady, New England
Super Bowl LII	— QB Nick Foles, Philadelphia
Super Bowl LIII	— WR Julian Edelman, New England
Super Bowl LIV	— QB Patrick Mahomes, Kansas City
Super Bowl LV	— QB Tom Brady, Tampa Bay

* Award named Pete Rozelle Trophy since Super Bowl XXV.

SUPER BOWL MVP BY POSITION

Quarterback	31	Cornerback	1
Running Back	7	Defensive Tackle	1
Wide Receiver	7	Kick Returner-Punt Returner	1
Linebacker	4		
Defensive End	2		
Safety	2		

A defensive end and defensive tackle shared the Super Bowl XII MVP award.

SUPER BOWL RESULTS

RESULTS

NFC leads, 28-27

Super Bowl	Date	Winner (Share)	Loser (Share)	Score	Site	Attendance
LV	2-7-21	Tampa Bay (\$130,000)	Kansas City (\$65,000)	31-9	Tampa	24,835
LIV	2-2-20	Kansas City (\$124,000)	San Francisco (\$62,000)	31-20	Miami	62,417
LIII	2-3-19	New England (\$118,000)	L.A. Rams (\$59,000)	13-3	Atlanta	70,081
LII	2-4-18	Philadelphia (\$112,000)	New England (\$56,000)	41-33	Minneapolis	67,612
LI	2-5-17	New England (\$107,000)	Atlanta (\$53,000)	34-28**	Houston	70,807
50	2-7-16	Denver (\$102,000)	Carolina (\$51,000)	24-10	Santa Clara	71,088
XLIX	2-1-15	New England (\$97,000)	Seattle (\$49,000)	28-24	Arizona	70,288
XLVIII	2-2-14	Seattle (\$92,000)	Denver (\$46,000)	43-8	New York-New Jersey	82,529
XLVII	2-3-13	Bal. Ravens (\$88,000)	San Francisco (\$44,000)	34-31	New Orleans	71,024
XLVI	2-5-12	N.Y. Giants (\$88,000)	New England (\$44,000)	21-17	Indianapolis	68,658
XLV	2-6-11	Green Bay (\$83,000)	Pittsburgh (\$42,000)	31-25	North Texas	91,060
XLIV	2-7-10	New Orleans (\$83,000)	Indianapolis (\$42,000)	31-17	South Florida	74,059
XLIII	2-1-09	Pittsburgh (\$78,000)	Arizona (\$40,000)	27-23	Tampa Bay	70,774
XLII	2-3-08	N.Y. Giants (\$78,000)	New England (\$40,000)	17-14	Arizona	71,101
XLI	2-4-07	Indianapolis (\$73,000)	Chi. Bears (\$38,000)	29-17	South Florida	74,512
XL	2-5-06	Pittsburgh (\$73,000)	Seattle (\$38,000)	21-10	Detroit	68,206
XXXIX	2-6-05	New England (\$68,000)	Philadelphia (\$36,500)	24-21	Jacksonville	78,125
XXXVIII	2-1-04	New England (\$68,000)	Carolina (\$36,500)	32-29	Houston	71,525
* XXXVII	1-26-03	Tampa Bay (\$63,000)	Oakland (\$35,000)	48-21	San Diego	67,603
* XXXVI	2-3-02	New England (\$63,000)	St.L. Rams (\$34,500)	20-17	New Orleans	72,922
XXXV	1-28-01	Bal. Ravens (\$58,000)	N.Y. Giants (\$34,500)	34-7	Tampa Bay	71,921
* XXXIV	1-30-00	St.L. Rams (\$58,000)	Tennessee (\$33,000)	23-16	Atlanta	72,625
XXXIII	1-31-99	Denver (\$53,000)	Atlanta (\$32,500)	34-19	South Florida	74,803
XXXII	1-25-98	Denver (\$48,000)	Green Bay (\$29,000)	31-24	San Diego	68,912
XXXI	1-26-97	Green Bay (\$48,000)	New England (\$29,000)	35-21	New Orleans	72,301
XXX	1-28-96	Dallas (\$42,000)	Pittsburgh (\$27,000)	27-17	Arizona	76,347
XXIX	1-29-95	San Francisco (\$42,000)	S.D. Chargers (\$26,000)	49-26	South Florida	74,107
* XXVIII	1-30-94	Dallas (\$38,000)	Buffalo (\$23,500)	30-13	Atlanta	72,817
XXVII	1-31-93	Dallas (\$36,000)	Buffalo (\$18,000)	52-17	Pasadena	98,374
XXVI	1-26-92	Washington (\$36,000)	Buffalo (\$18,000)	37-24	Minneapolis	63,130
* XXV	1-27-91	N.Y. Giants (\$36,000)	Buffalo (\$18,000)	20-19	Tampa Bay	73,813
XXIV	1-28-90	San Francisco (\$36,000)	Denver (\$18,000)	55-10	New Orleans	72,919
XXIII	1-22-89	San Francisco (\$36,000)	Cincinnati (\$18,000)	20-16	South Florida	75,129
XXII	1-31-88	Washington (\$36,000)	Denver (\$18,000)	42-10	San Diego	73,302
XXI	1-25-87	N.Y. Giants (\$36,000)	Denver (\$18,000)	39-20	Pasadena	101,063
XX	1-26-86	Chi. Bears (\$36,000)	New England (\$18,000)	46-10	New Orleans	73,818
XIX	1-20-85	San Francisco (\$36,000)	Miami (\$18,000)	38-16	Stanford	84,059
XVIII	1-22-84	L.A. Raiders (\$36,000)	Washington (\$18,000)	38-9	Tampa Bay	72,920
* XVII	1-30-83	Washington (\$36,000)	Miami (\$18,000)	27-17	Pasadena	103,667
XVI	1-24-82	San Francisco (\$18,000)	Cincinnati (\$9,000)	26-21	Pontiac	81,270
XV	1-25-81	Oakland (\$18,000)	Philadelphia (\$9,000)	27-10	New Orleans	76,135
XIV	1-20-80	Pittsburgh (\$18,000)	L.A. Rams (\$9,000)	31-19	Pasadena	103,985
XIII	1-21-79	Pittsburgh (\$18,000)	Dallas (\$9,000)	35-31	South Florida	79,484
XII	1-15-78	Dallas (\$18,000)	Denver (\$9,000)	27-10	New Orleans	75,583
XI	1-9-77	Oakland (\$15,000)	Minnesota (\$7,500)	32-14	Pasadena	103,438
X	1-18-76	Pittsburgh (\$15,000)	Dallas (\$7,500)	21-17	South Florida	80,187
IX	1-12-75	Pittsburgh (\$15,000)	Minnesota (\$7,500)	16-6	New Orleans	80,997
VIII	1-13-74	Miami (\$15,000)	Minnesota (\$7,500)	24-7	Houston	71,882
VII	1-14-73	Miami (\$15,000)	Washington (\$7,500)	14-7	Los Angeles	90,182
VI	1-16-72	Dallas (\$15,000)	Miami (\$7,500)	24-3	New Orleans	81,023
V	1-17-71	Bal. Colts (\$15,000)	Dallas (\$7,500)	16-13	South Florida	79,204
* IV	1-11-70	Kansas City (\$15,000)	Minnesota (\$7,500)	23-7	New Orleans	80,562
III	1-12-69	N.Y. Jets (\$15,000)	Bal. Colts (\$7,500)	16-7	South Florida	75,389
II	1-14-68	Green Bay (\$15,000)	Oakland (\$7,500)	33-14	South Florida	75,546
I	1-15-67	Green Bay (\$15,000)	Kansas City (\$7,500)	35-10	Los Angeles	61,946

* One week between conference championship games and Super Bowl; all others had two weeks between conference championship games and Super Bowl.

** Overtime

For historical Super Bowl game recaps, box scores, and video highlights, please visit www.NFL.com/SuperBowl.

SUPER BOWL LV SUMMARY

SUPER BOWL LV

Raymond James Stadium, Tampa, Florida
February 7, 2021, Attendance: 24,835

TAMPA BAY 31, KANSAS CITY 9—Tom Brady completed his first season with the Buccaneers in a familiar place, threw two of his three touchdown passes to a familiar target, and Tampa Bay's defense kept the Chiefs out of the end zone to give the franchise its second Super Bowl championship. Brady won his seventh Super Bowl, more than any NFL team, and earned his record fifth Super Bowl MVP, throwing two touchdowns to former Patriots teammate Rob Gronkowski, who came out of retirement prior to the season to join his friend in red, orange and pewter. Meanwhile, the Bucs' defense held Patrick Mahomes out of the end zone for the first time since he became Kansas City's starting quarterback. The Brady-Gronkowski combination produced two first-half scoring strikes, giving the pair an NFL-record 14 postseason touchdowns, and Brady also threw a touchdown pass to Antonio Brown, another important offseason addition, as the Bucs built a 21-6 halftime lead. The lead grew to 28-9 midway through the third quarter on Leonard Fournette's 27-yard touchdown run around right tackle, with an assist by pulling guard Ali Marpet. One play earlier, Brady set up the score with a 25-yard pass to Gronkowski, who led the Bucs with six catches for 67 yards. That's when Tampa Bay's defense took over the game, led by star youngsters Devin White and Antoine Winfield, who each intercepted Mahomes in the second half. White, Tampa Bay's first-round selection in the 2019 NFL Draft, played a significant role in helping the Bucs — the NFC's fifth seed as a Wild Card team — win three road playoff games en route to the Super Bowl. Including his interception and game-leading 12 tackles in the win over the Chiefs, the linebacker had two postseason interceptions and two fumble recoveries. Winfield, Tampa Bay's rookie starting safety, followed Fournette's touchdown by picking off Mahomes on a deep pass intended for Tyreek Hill. Ryan Succop converted the takeaway into three points on his 52-yard field goal, giving the Bucs a 31-9 advantage. The Bucs also posted three second-half sacks. Mahomes finished 26 of 49 for 270 yards and two interceptions. Brady was 21 of 29 for 201 yards with the three touchdowns and no interceptions. Tampa Bay won the Super Bowl for the first time since the 2002 season. The Bucs also became the first team in NFL history to play and win a Super Bowl in its home stadium.

Kansas City (9) Tampa Bay (31)

Offense

Demarcus Robinson	WR	Mike Evans
Travis Kelce	TE	Rob Gronkowski
Mike Remmers	LT	Donovan Smith
Nick Allegretti	LG	Ali Marpet
Austin Reiter	C	Ryan Jensen
Stefen Wisniewski	RG	Aaron Stinnie
Andrew Wylie	RT	Tristan Wirfs
Tyreek Hill	WR	Scotty Miller
Byron Pringle	WR	Chris Godwin
Patrick Mahomes	QB	Tom Brady
Clyde Edwards-Helaire	RB	Leonard Fournette

Defense

Tanoh Kpassagnon	DE/DL	Ndamukong Suh
Chris Jones	LDT/NT	R.Nunez-Roches
Derrick Nnadi	RDT/OLB	Jason Pierre-Paul
Frank Clark	RDE/ILB	Devin White
Anthony Hitchens	LB/ILB	Lavonte David
Damien Wilson	LB/OLB	Shaquill Barrett
Charvarius Ward	LCB/CB	Carlton Davis
Bashaud Breeland	RCB/CB	Jamel Dean
L'Jarius Sneed	RCB/CB	S.Murphy-Bunting
Daniel Sorensen	FS/S	Jordan Whitehead
Tyrann Mathieu	SS/S	Antoine Winfield

SUBSTITUTIONS

KANSAS CITY—P 5 T.Townsend, K 7 H.Butker, WR 14 S.Watkins, WR 17 M.Hardman, WR 19 M.Kemp, CB 20 A.Hamilton, S 22 J.Thornhill, S 23 A.Watts, CB 27 R.Fenton, RB 31 Darr.Williams, LS 41 J.Winchester, FB 42 A.Sherman, LB 44 D.O'Daniel, LB 47 D.Harris, TE 48 N.Keizer, DE 51 M.Danna, LB 56 B.Niemann, DE 57 A.Okafor, DT 64 M.Pennel, C 67 D.Kilgore, T 74 M.Rankin, OL 79 Y.Durant, TE 82 D.Yelder, DT 98 T.Wharton. Did not play—QB 4 C.Henne, RB 26 L.Bell.

TAMPA BAY—K 3 R.Succop, P 8 B.Pinion, WR 18 T.Johnson, S 26 A.Adams, RB 27 R.Jones, CB 29 R.Smith, S 32 M.Edwards, LB 41 D.Bucannon, CB 43 R.Cockrell, OLB 49 C.Gill, NT 50 V.Vea, ILB 51 K.Minter, T 72 J.Wells, T 73 J.Haeg, DL 79 P.O'Connor, WR 81 A.Brown, TE 84 C.Brake, WR 85 J.Mickens, TE 88 T.Hudson, DL 92 W.Gholston, NT 96 S.McLendon, LS 97 Z.Triner, OLB 98 A.Nelson. Did not play—QB 11 B.Gabbert, RB 25 L.McCoy, G 62 T.Larsen.

OFFICIALS

Referee—Carl Cheffers. Umpire—Fred Bryan. Down Judge—Sarah Thomas. Line Judge—Rusty Baynes. Side Judge—Eugene Hall. Field Judge—James Coleman. Back Judge—Dino Paganelli. Replay Official—Mike Wimmer.

SCORING

Kansas City (AFC)	3	3	3	0	—	9
Tampa Bay (NFC)	7	14	10	0	—	31

KC — FG H.Butker 49
 TB — R.Gronkowski 8 pass from T.Brady (R.Succop kick)
 TB — R.Gronkowski 17 pass from T.Brady (R.Succop kick)
 KC — FG H.Butker 34
 TB — A.Brown 1 pass from T.Brady (R.Succop kick)
 KC — FG H.Butker 52
 TB — L.Fournette 27 run (R.Succop

kick)
 TB — FG R.Succop 52

TEAM STATISTICS

	KC	TB
Total first downs	22	26
By rushing	7	8
By passing	12	12
By penalty	3	6
Third down efficiency	3-13-23.1%	4-12-33.3%
Fourth down efficiency	1-3-33.3%	0-1-0.0%
Total net yards	350	340
Total offensive plays	69	63
Avg. gain per offensive play	5.1	5.4
Net yards rushing	107	145
Total rushing plays	17	33
Avg. gain per rushing play	6.3	4.4
Tackles for loss-number and yds.	1-1	1-3
Net yards passing	243	195
Times thrown-yds. lost att. to pass	3-27	1-6
Gross yards passing	270	201
Pass att.-comp.-had int.	49-26-2	29-21-0
Avg gain per pass play	4.7	6.5
Kickoffs-in EZ-touchbacks	4-2-1	6-6-3
Punts number and avg.	3-35.7	4-37.5
Had blocked	0	0
FGs - PATs had blocked	0-0	0-0
Net punting avg.	29.0	37.5
Total ret. yards (not incl. kickoffs)	0	0
No. and yards punt returns	1-0	0-0
No. and yards kickoff returns	3-87	3-75
No. and yards int. returns	0-0	2-0
Penalties number and yards	11-120	4-39
Fumbles number and lost	1-0	1-0
Touchdowns	0	4
Rushing	0	1
Passing	0	3
Extra points made-attempts	0-0	4-4
Kicking made-attempts	0-0	4-4
Field goals made-attempts	3-3	1-1
Red zone efficiency	0-3-0%	3-5-60%
Goal to go	0-0-0%	1-2-50%
Safeties	0	0
Final score	9	31
Time of possession	28:37	31:23

INDIVIDUAL STATISTICS

RUSHING: KC: C.Edwards-Helaire 9-64-0, P.Mahomes 5-33-0, Darr.Williams 2-5-0, T.Hill 1-5-0. TB: L.Fournette 16-89-1, R.Jones 12-61-0, T.Brady 4-(-2)-0, S.Miller 1-(-3)-0.
PASSING: KC: P.Mahomes 49-26-270-0-2. TB: T.Brady 29-21-201-3-0.
RECEIVING: KC: T.Kelce 10-133-0, T.Hill 7-73-0, C.Edwards-Helaire 2-23-0, Darr.Williams 2-10-0, M.Hardman 2-4-0, S.Watkins 1-13-0, D.Robinson 1-11-0, B.Pringle 1-3-0. TB: R.Gronkowski 6-67-2, A.Brown 5-22-1, L.Fournette 4-46-0, C.Brake 3-26-0, C.Godwin 2-9-0, M.Evans 1-31-0.
KICKOFF RETURNS: KC: B.Pringle 3-87-0. TB: J.Mickens 3-75-0.
PUNT RETURNS: KC: T.Hill 1-0-0. TB: None.
PUNTING: KC: T.Townsend 3-107-35.7. TB: B.Pinion 4-150-37.5.
INTERCEPTIONS: KC: None. TB: A.Winfield 1, D.White 1.
SACKS: KC: F.Clark, TB: N.Suh 1.5, S.Barrett, C.Gill 0.5.

PLAYOFF GAME SUMMARIES

AFC CHAMPIONSHIP GAME RESULTS

Includes AFL Championship Games (1960-69)

Season	Date	Winner (Share)	Losers (Share)	Score	Site	Attendance
2020	Jan. 24	Kansas City (\$59,000)	Buffalo (\$59,000)	38-24	Kansas City	16,993
2019	Jan. 19	Kansas City (\$56,000)	Tennessee (\$56,000)	35-24	Kansas City	73,656
2018	Jan. 20	New England (\$54,000)	Kansas City (\$54,000)	37-31*	Kansas City	77,034
2017	Jan. 21	New England (\$51,000)	Jacksonville (\$51,000)	24-20	Foxborough	65,878
2016	Jan. 22	New England (\$49,000)	Pittsburgh (\$49,000)	36-17	Foxborough	66,829
2015	Jan. 24	Denver (\$46,000)	New England (\$46,000)	20-18	Denver	77,112
2014	Jan. 18	New England (\$44,000)	Indianapolis (\$44,000)	45-7	Foxborough	68,756
2013	Jan. 19	Denver (\$42,000)	New England (\$42,000)	26-16	Denver	77,110
2012	Jan. 20	Bal. Ravens (\$40,000)	New England (\$40,000)	28-13	Foxborough	68,756
2011	Jan. 22	New England (\$40,000)	Bal. Ravens (\$40,000)	23-20	Foxborough	68,756
2010	Jan. 23	Pittsburgh (\$38,000)	N.Y. Jets (\$38,000)	24-19	Pittsburgh	66,662
2009	Jan. 24	Indianapolis (\$38,000)	N.Y. Jets (\$38,000)	30-17	Indianapolis	67,650
2008	Jan. 18	Pittsburgh (\$37,500)	Bal. Ravens (\$37,500)	23-14	Pittsburgh	65,350
2007	Jan. 20	New England (\$37,500)	S.D. Chargers (\$37,500)	21-12	Foxborough	68,756
2006	Jan. 21	Indianapolis (\$37,000)	New England (\$37,000)	38-34	Indianapolis	57,433
2005	Jan. 22	Pittsburgh (\$37,000)	Denver (\$37,000)	34-17	Denver	76,775
2004	Jan. 23	New England (\$36,500)	Pittsburgh (\$36,500)	41-27	Pittsburgh	65,242
2003	Jan. 18	New England (\$36,500)	Indianapolis (\$36,500)	24-14	Foxborough	68,436
2002	Jan. 19	Oakland (\$35,000)	Tennessee (\$35,000)	41-24	Oakland	62,544
2001	Jan. 27	New England (\$34,500)	Pittsburgh (\$34,500)	24-17	Pittsburgh	64,704
2000	Jan. 14	Bal. Ravens (\$34,500)	Oakland (\$34,500)	16-3	Oakland	62,784
1999	Jan. 23	Tennessee (\$33,000)	Jacksonville (\$33,000)	33-14	Jacksonville	75,206
1998	Jan. 17	Denver (\$32,500)	N.Y. Jets (\$32,500)	23-10	Denver	75,482
1997	Jan. 11	Denver (\$30,000)	Pittsburgh (\$30,000)	24-21	Pittsburgh	61,382
1996	Jan. 12	New England (\$29,000)	Jacksonville (\$29,000)	20-6	Foxborough	60,190
1995	Jan. 14	Pittsburgh (\$27,000)	Indianapolis (\$27,000)	20-16	Pittsburgh	61,062
1994	Jan. 15	S.D. Chargers (\$26,000)	Pittsburgh (\$26,000)	17-13	Pittsburgh	61,545
1993	Jan. 23	Buffalo (\$23,500)	Kansas City (\$23,500)	30-13	Buffalo	76,642
1992	Jan. 17	Buffalo (\$18,000)	Miami (\$18,000)	29-10	Miami	72,703
1991	Jan. 12	Buffalo (\$18,000)	Denver (\$18,000)	10-7	Buffalo	80,272
1990	Jan. 20	Buffalo (\$18,000)	L.A. Raiders (\$18,000)	51-3	Buffalo	80,325
1989	Jan. 14	Denver (\$18,000)	Cle. Browns (\$18,000)	37-21	Denver	76,046
1988	Jan. 8	Cincinnati (\$18,000)	Buffalo (\$18,000)	21-10	Cincinnati	59,747
1987	Jan. 17	Denver (\$18,000)	Cle. Browns (\$18,000)	38-33	Denver	76,197
1986	Jan. 11	Denver (\$18,000)	Cle. Browns (\$18,000)	23-20*	Cleveland	79,973
1985	Jan. 12	New England (\$18,000)	Miami (\$18,000)	31-14	Miami	76,662
1984	Jan. 6	Miami (\$18,000)	Pittsburgh (\$18,000)	45-28	Miami	76,029
1983	Jan. 8	L.A. Raiders (\$18,000)	Seattle (\$18,000)	30-14	Los Angeles	91,445
1982	Jan. 23	Miami (\$18,000)	N.Y. Jets (\$18,000)	14-0	Miami	67,396
1981	Jan. 10	Cincinnati (\$9,000)	S.D. Chargers (\$9,000)	27-7	Cincinnati	46,302
1980	Jan. 11	Oakland (\$9,000)	S.D. Chargers (\$9,000)	34-27	San Diego	52,675
1979	Jan. 6	Pittsburgh (\$9,000)	Hou. Oilers (\$9,000)	27-13	Pittsburgh	50,475
1978	Jan. 7	Pittsburgh (\$9,000)	Hou. Oilers (\$9,000)	34-5	Pittsburgh	50,725
1977	Jan. 1	Denver (\$9,000)	Oakland (\$9,000)	20-17	Denver	75,044
1976	Dec. 26	Oakland (\$8,500)	Pittsburgh (\$5,500)	24-7	Oakland	53,821
1975	Jan. 4	Pittsburgh (\$8,500)	Oakland (\$5,500)	16-10	Pittsburgh	50,609
1974	Dec. 29	Pittsburgh (\$8,500)	Oakland (\$5,500)	24-13	Oakland	53,800
1973	Dec. 30	Miami (\$8,500)	Oakland (\$5,500)	27-10	Miami	79,325
1972	Dec. 31	Miami (\$8,500)	Pittsburgh (\$5,500)	21-17	Pittsburgh	50,845
1971	Jan. 2	Miami (\$8,500)	Bal. Colts (\$5,500)	21-0	Miami	76,622
1970	Jan. 3	Bal. Colts (\$8,500)	Oakland (\$5,500)	27-17	Baltimore	54,799
1969	Jan. 4	Kansas City (\$7,755)	Oakland (\$6,252)	17-7	Oakland	53,564
1968	Dec. 29	N.Y. Jets (\$7,007)	Oakland (\$5,349)	27-23	New York	62,627
1967	Dec. 31	Oakland (\$6,321)	Hou. Oilers (\$4,996)	40-7	Oakland	53,330
1966	Jan. 1	Kansas City (\$5,309)	Buffalo (\$3,799)	31-7	Buffalo	42,080
1965	Dec. 26	Buffalo (\$5,189)	S.D. Chargers (\$3,447)	23-0	San Diego	30,361
1964	Dec. 26	Buffalo (\$2,668)	S.D. Chargers (\$1,738)	20-7	Buffalo	40,242
1963	Jan. 5	S.D. Chargers (\$2,498)	Bos. Patriots (\$1,596)	51-10	San Diego	30,127
1962	Dec. 23	Dall. Texans (\$2,206)	Hou. Oilers (\$1,471)	20-17*	Houston	37,981
1961	Dec. 24	Hou. Oilers (\$1,792)	S.D. Chargers (\$1,111)	10-3	San Diego	29,556
1960	Jan. 1	Hou. Oilers (\$1,025)	L.A. Chargers (\$718)	24-16	Houston	32,183

*Overtime

AFC CHAMPIONSHIP GAME COMPOSITE STANDINGS

	W	L	Pct.	Pts.	OP		W	L	Pct.	Pts.	OP
Cincinnati Bengals	2	0	1.000	48	17	Las Vegas Raiders##	5	9	.357	272	304
Denver Broncos	8	2	.800	235	200	Tennessee Titans#	3	6	.333	157	230
Kansas City Chiefs*	5	2	.714	185	146	Los Angeles Chargers###	2	7	.222	140	182
Miami Dolphins	5	2	.714	152	115	New York Jets	1	4	.200	73	114
New England Patriots**	11	5	.688	417	348	Seattle Seahawks	0	1	.000	14	30
Buffalo Bills	6	3	.667	204	130	Jacksonville Jaguars	0	3	.000	40	77
Pittsburgh Steelers	8	8	.500	349	339	Cleveland Browns	0	3	.000	74	98
Baltimore Ravens	2	2	.500	78	62						
Indianapolis Colts***	3	4	.429	132	178						

* One game played when franchise was in Dallas and known as Texans (Won 20-17)

PLAYOFF GAME SUMMARIES

- ** One game played when franchise was in Boston (Lost 51-10)
- *** Two games played when franchise was in Baltimore (Won 27-17, lost 21-0)
- # Six games played when franchise was in Houston and known as Oilers (Won 2, lost 4)
- ## 12 games played when franchise was in Oakland (Won 4, lost 8); 2 games played when franchise was in Los Angeles (Won 1, lost 1)
- ### Eight games played when franchise was in San Diego (Won 2, lost 6)

2020 AFC CHAMPIONSHIP GAME

Arrowhead Stadium, Kansas City, Mo.
Jan. 24, 2021, Attendance: 16,993

KANSAS CITY 38, BUFFALO 24—Patrick Mahomes threw for 325 yards and three touchdowns, helping the Chiefs to a 38-24 victory over the Bills and a second straight trip to the Super Bowl. Most of those yards were to Travis Kelce and Tyreek Hill, who became the first tandem in NFL history with consecutive games of at least 100 receiving yards each in a single postseason. Kelce recorded 13 catches for 118 yards and two touchdowns, while Hill had nine receptions for 172 yards. Short TD runs by Clyde Edwards-Helaire and Darrel Williams provided a comfortable cushion for the Chiefs, who kept Buffalo quarterback Josh Allen off balance with well-timed blitzes. Allen picked up most of his passing yards trying to rally the Bills in the fourth quarter, the final stanza of an impressive Buffalo season that ended in the franchise's first AFC Championship Game in 27 years. Kansas City fell behind 9-0 after Mecole Hardman's muffed punt deep inside Chiefs territory led to a Buffalo touchdown. But Mahomes and Kelce found their rhythm, inspiring the rest of their teammates. Mahomes orchestrated three consecutive touchdown drives, starting with a 14-play, 80-yard march that ended with a short TD throw to a redeemed Hardman. Then, Hardman took an end-around and galloped 50 yards to set up Williams' touchdown on the Chiefs' ensuing possession. Mahomes capped the string of touchdown drives with a nine-play, 77-yard series that culminated with Edwards-Helaire finding the end zone from 1 yard out. In the second half, after Buffalo had scratched back to within nine at 24-15, Mahomes connected with Kelce on consecutive touchdown passes of 1 and 5 yards, respectively, to put the game out of Buffalo's reach. Kansas City's Rashad Fenton set up Kelce's second touchdown after halting a promising Bills drive in the Chiefs' red zone, picking off Allen. Kansas City became the first NFL team since the 2002-04 Philadelphia Eagles, also coached by Andy Reid, to host three consecutive conference championship games.

Buffalo (24)	Offense	Kansas City (38)
J. Brown	WR	T. Hill
D. Dawkins	LT	E. Fisher
I. Boettger	LG	N. Allegretti
M. Morse	C	A. Reiter
J. Feliciano	RG	A. Wylie
D. Williams	RT	M. Remmers
D. Knox	TE	T. Kelce
J. Allen	QB	P. Mahomes
D. Singletary	RB	C. Edwards-Helaire
C. Beasley	WR	D. Robinson
S. Diggs	WR	B. Pringle
	Defense	
J. Hughes	LDE	T. Kpassagnon
E. Oliver	RDT	D. Nnadi
V. Butler	LDT	C. Jones
M. Addison	RDE	F. Clark
T. Edmunds	MLB/LB	A. Hitchens
M. Milano	WLB/LB	D. Wilson
T. White	CB/LCB	C. Ward
L. Wallace	CB/RCB	B. Breealand
T. Johnson	NB/RCB	L. Sneed
J. Poyer	S/SF	D. Sorensen
M. Hyde	S/SS	T. Mathieu

SUBSTITUTIONS

BUFFALO—K 2 T. Bass, P 9 C. Bojorquez, WR 13 G. Davis, WR 18 A. Roberts, WR 19 I. McKenzie, RB 22 T. Yeldon, RB 25 T. Jones, CB 29 J. Norman, S 31 D. Marlowe, S 33 S. Neal, LB 44 T. Matakevich, S 46 J. Johnson, LB 54 A. Klein, DE 57 A. Epenesa, LB 59 A. Smith, DT 61 J. Zimmer, G 66 B. Winters, LS 69 R. Ferguson, OL 71 R. Bates, T 77 T. Nsekhe, TE 85 L. Smith, TE 86 R. Gilliam, DL 90 Q. Jefferson, DE 92 D. Johnson, DT 99 H. Phillips. Did not play—QB 5 M. Barkley.

KANSAS CITY—P 5 T. Townsend, K 7 H. Butker, WR 17 M. Hardman, CB 20 A. Hamilton, S 22 J. Thornhill, S 23 A. Watts, CB 27 R. Fenton, RB 31 Darr. Williams, RB 34 D. Thompson, LS 41 J. Winchester, FB 42 A. Sherman, LB 44 D. O'Daniel, DB 45 C. Lammons, LB 47 D. Harris, TE 48 N. Keizer, DE 51 M. Danna, LB 56 B. Niemann, DE 57 A. Okafor, G 61 S. Wisniewski, DT 64 M. Pennel, C 67 D. Kilgore, T 74 M. Rankin, TE 83 R. Seals-Jones, WR 85 M. Kemp, DT 98 T. Wharton. Did not play—QB 4 C. Henne.

OFFICIALS

Referee—Bill Vinovich. Umpire—Ramon George.
Down Judge—Mark Perlman. Line Judge—Jeff Seeman.
Side Judge—Tom Hill. Field Judge—Jimmy Buchanan.
Back Judge—Todd Prukop. Replay Official—Mark Butterworth.

SCORING

Buffalo	9	3	3	9	—	24
Kansas City	0	21	10	7	—	38
Buf	—	T. Bass	FG	51		
Buf	—	D. Knox	3 pass	from J. Allen	(kick failed)	
KC	—	M. Hardman	3 pass	from P. Mahomes	(H. Butker kick)	
KC	—	Darr. Williams	6 run	(H. Butker kick)		
KC	—	C. Edwards-Helaire	1 run	(H. Butker kick)		
Buf	—	T. Bass	FG	20		
KC	—	H. Butker	FG	45		
Buf	—	T. Bass	FG	27		
KC	—	T. Kelce	1 pass	from P. Mahomes	(H. Butker kick)	
KC	—	T. Kelce	5 pass	from P. Mahomes	(H. Butker kick)	
Buf	—	I. McKenzie	6 pass	from J. Allen	(pass failed)	
Buf	—	T. Bass	FG	51		

TEAM STATISTICS

	BUF	KC
Total First Downs	24	29
By Rushing	7	8
By Passing	14	19
By Penalty	3	2
Third-Down Efficiency	5-14-36%	6-10-60%
Fourth-Down Efficiency	2-2-100%	1-1-100%
Total Net Yards	363	439
Total Offensive Plays	70	64
Average Gain Per Offensive Play	5.2	6.9
Net Yards Rushing	129	114
Total Rushing Plays	18	25
Average Gain Per Rushing Play	7.2	4.6
Net Yards Passing	234	325
Times Thrown - Yards Lost Att. to Pass	4-53	1-0
Pass Att-Comp-Had Int.	48-28-1	38-29-0
Average Gain Per Pass Play	4.5	8.3
Punts Number and Average	3-49.3	1-44.0
Total Return Yardage (not incl. kickoffs)	0	30
Punt Returns	1-0	1-0
Kickoff Returns	0-0	3-68
Interception Returns	0-0	1-30
Penalties Number and Yards	4-38	3-32
Fumbles Number and Lost	0-0	1-1
Field Goals Made-Attempts	4-4	1-1
Time of Possession	28:51	31:09

INDIVIDUAL STATISTICS

RUSHING: BUF: J. Allen 7-88-0, D. Singletary 6-17-0, T. Yeldon 3-15-0, I. McKenzie 2-9-0. KC: Darr. Williams 13-52-1, M. Hardman 1-50-0, C. Edwards-Helaire 6-7-1, P. Mahomes 5-5-0.

PASSING: BUF: J. Allen 48-28-287-2-1. KC: P. Mahomes 38-29-325-3-0.

RECEIVING: BUF: C. Beasley 7-88-0, S. Diggs 6-77-0, D. Knox 6-42-1, T. Yeldon 4-41-0, M. Brown 2-24-0, D. Singletary 2-9-0, I. McKenzie

PLAYOFF GAME SUMMARIES

1-6-1. KC: T.Kelce 13-118-2, T.Hill 9-172-0, B.Pringle 3-22-0, M.Hardman 2-4-1, Darr.Williams 1-9-0, C.Edwards-Helaire 1-0-0.

KICKOFF RETURNS: BUF: None. KC: B.Pringle 2-42-0, M.Hardman 1-26-0.

PUNT RETURNS: BUF: A.Roberts 1-0-0. KC: M.Hardman 1-0-0.

PUNTING: BUF: C.Bojorquez 3-148-49.3. KC: T.Townsend: 1-44-44.0.

INTERCEPTIONS: BUF: None. KC: R.Fenton 1-30-0.

SACKS: BUF: J.Hughes 1. KC: F.Clark 2, T.Kpassagnon 1, L.Sneed 1.

NFC CHAMPIONSHIP GAME RESULTS

Includes NFL Championship Games (1933-1969)

Season	Date	Winner (Share)	Losers (Share)	Score	Site	Attendance
2020	Jan. 24	Tampa Bay (\$59,000)	Green Bay (\$59,000)	31-26	Green Bay	7,772
2019	Jan. 19	San Francisco (\$56,000)	Green Bay (\$56,000)	37-20	Santa Clara	72,211
2018	Jan. 20	L.A. Rams (\$54,000)	New Orleans (\$54,000)	26-23*	New Orleans	73,028
2017	Jan. 21	Philadelphia (\$51,000)	Minnesota (\$51,000)	38-7	Philadelphia	69,596
2016	Jan. 22	Atlanta (\$49,000)	Green Bay (\$49,000)	44-21	Atlanta	71,127
2015	Jan. 24	Carolina (\$46,000)	Arizona (\$46,000)	49-15	Charlotte	74,294
2014	Jan. 18	Seattle (\$44,000)	Green Bay (\$44,000)	28-22*	Seattle	68,538
2013	Jan. 19	Seattle (\$42,000)	San Francisco (\$42,000)	23-17	Seattle	68,454
2012	Jan. 20	San Francisco (\$40,000)	Atlanta (\$40,000)	28-24	Atlanta	70,863
2011	Jan. 22	N.Y. Giants (\$40,000)	San Francisco (\$40,000)	20-17*	San Francisco	69,732
2010	Jan. 23	Green Bay (\$38,000)	Chi. Bears (\$38,000)	21-14	Chicago	62,377
2009	Jan. 24	New Orleans (\$38,000)	Minnesota (\$38,000)	31-28*	New Orleans	71,276
2008	Jan. 18	Arizona (\$37,500)	Philadelphia (\$37,500)	32-25	Glendale	70,650
2007	Jan. 20	N.Y. Giants (\$37,500)	Green Bay (\$37,500)	23-20*	Green Bay	72,740
2006	Jan. 21	Chi. Bears (\$37,000)	New Orleans (\$37,000)	39-14	Chicago	61,817
2005	Jan. 22	Seattle (\$37,000)	Carolina (\$37,000)	34-14	Seattle	67,837
2004	Jan. 23	Philadelphia (\$36,500)	Atlanta (\$36,500)	27-10	Philadelphia	67,717
2003	Jan. 18	Carolina (\$36,500)	Philadelphia (\$36,500)	14-3	Philadelphia	67,862
2002	Jan. 19	Tampa Bay (\$35,000)	Philadelphia (\$35,000)	27-10	Philadelphia	66,713
2001	Jan. 27	St.L. Rams (\$34,500)	Philadelphia (\$34,500)	29-24	St. Louis	66,502
2000	Jan. 14	N.Y. Giants (\$34,500)	Minnesota (\$34,500)	41-0	East Rutherford	79,310
1999	Jan. 23	St.L. Rams (\$33,000)	Tampa Bay (\$33,000)	11-6	St. Louis	66,396
1998	Jan. 17	Atlanta (\$32,500)	Minnesota (\$32,500)	30-27*	Minneapolis	64,060
1997	Jan. 11	Green Bay (\$30,000)	San Francisco (\$30,000)	23-10	San Francisco	68,987
1996	Jan. 12	Green Bay (\$29,000)	Carolina (\$29,000)	30-13	Green Bay	60,216
1995	Jan. 14	Dallas (\$27,000)	Green Bay (\$27,000)	38-27	Dallas	65,135
1994	Jan. 15	San Francisco (\$26,000)	Dallas (\$26,000)	38-28	San Francisco	69,125
1993	Jan. 23	Dallas (\$23,500)	San Francisco (\$23,500)	38-21	Dallas	64,902
1992	Jan. 17	Dallas (\$18,000)	San Francisco (\$18,000)	30-20	San Francisco	64,920
1991	Jan. 12	Washington (\$18,000)	Detroit (\$18,000)	41-10	Washington	55,585
1990	Jan. 20	N.Y. Giants (\$18,000)	San Francisco (\$18,000)	15-13	San Francisco	65,750
1989	Jan. 14	San Francisco (\$18,000)	L.A. Rams (\$18,000)	30-3	San Francisco	65,634
1988	Jan. 8	San Francisco (\$18,000)	Chi. Bears (\$18,000)	28-3	Chicago	66,946
1987	Jan. 17	Washington (\$18,000)	Minnesota (\$18,000)	17-10	Washington	55,212
1986	Jan. 11	N.Y. Giants (\$18,000)	Washington (\$18,000)	17-0	East Rutherford	76,891
1985	Jan. 12	Chi. Bears (\$18,000)	L.A. Rams (\$18,000)	24-0	Chicago	66,030
1984	Jan. 6	San Francisco (\$18,000)	Chi. Bears (\$18,000)	23-0	San Francisco	61,336
1983	Jan. 8	Washington (\$18,000)	San Francisco (\$18,000)	24-21	Washington	55,363
1982	Jan. 22	Washington (\$18,000)	Dallas (\$18,000)	31-17	Washington	55,045
1981	Jan. 10	San Francisco (\$9,000)	Dallas (\$9,000)	28-27	San Francisco	60,525
1980	Jan. 11	Philadelphia (\$9,000)	Dallas (\$9,000)	20-7	Philadelphia	71,522
1979	Jan. 6	L.A. Rams (\$9,000)	Tampa Bay (\$9,000)	9-0	Tampa	72,033
1978	Jan. 7	Dallas (\$9,000)	L.A. Rams (\$9,000)	28-0	Los Angeles	71,086
1977	Jan. 1	Dallas (\$9,000)	Minnesota (\$9,000)	23-6	Dallas	64,293
1976	Dec. 26	Minnesota (\$8,500)	L.A. Rams (\$5,500)	24-13	Minneapolis	48,379
1975	Jan. 4	Dallas (\$8,500)	L.A. Rams (\$5,500)	37-7	Los Angeles	88,919
1974	Dec. 29	Minnesota (\$8,500)	L.A. Rams (\$5,500)	14-10	Minneapolis	48,444
1973	Dec. 30	Minnesota (\$8,500)	Dallas (\$5,500)	27-10	Dallas	64,422
1972	Dec. 31	Washington (\$8,500)	Dallas (\$5,500)	26-3	Washington	53,129
1971	Jan. 2	Dallas (\$8,500)	San Francisco (\$5,500)	14-3	Dallas	63,409
1970	Jan. 3	Dallas (\$8,500)	San Francisco (\$5,500)	17-10	San Francisco	59,364
1969	Jan. 4	Minnesota (\$7,930)	Cle. Browns (\$5,118)	27-7	Minneapolis	46,503
1968	Dec. 29	Bal. Colts (\$9,306)	Cle. Browns (\$5,963)	34-0	Cleveland	78,410
1967	Dec. 31	Green Bay (\$7,950)	Dallas (\$5,299)	21-17	Green Bay	50,861
1966	Jan. 1	Green Bay (\$9,813)	Dallas (\$6,527)	34-27	Dallas	74,152
1965	Jan. 2	Green Bay (\$7,819)	Cle. Browns (\$5,288)	23-12	Green Bay	50,777
1964	Dec. 27	Cle. Browns (\$8,052)	Bal. Colts (\$5,571)	27-0	Cleveland	79,544
1963	Dec. 29	Chi. Bears (\$5,899)	N.Y. Giants (\$4,218)	14-10	Chicago	45,801
1962	Dec. 30	Green Bay (\$5,888)	N.Y. Giants (\$4,166)	16-7	New York	64,892
1961	Dec. 31	Green Bay (\$5,195)	N.Y. Giants (\$3,339)	37-0	Green Bay	39,029
1960	Dec. 26	Philadelphia (\$5,116)	Green Bay (\$3,105)	17-13	Philadelphia	67,325
1959	Dec. 27	Bal. Colts (\$4,674)	N.Y. Giants (\$3,083)	31-16	Baltimore	57,545

PLAYOFF GAME SUMMARIES

Season	Date	Winner (Share)	Loser (Share)	Score	Site	Attendance
1958	Dec. 28	Bal. Colts (\$4,718)	N.Y. Giants (\$3,111)	23-17*	New York	64,185
1957	Dec. 29	Detroit (\$4,295)	Cle. Browns (\$2,750)	59-14	Detroit	55,263
1956	Dec. 30	N.Y. Giants (\$3,779)	Chi. Bears (\$2,485)	47-7	New York	56,836
1955	Dec. 26	Cle. Browns (\$3,508)	L.A. Rams (\$2,316)	38-14	Los Angeles	85,693
1954	Dec. 26	Cle. Browns (\$2,478)	Detroit (\$1,585)	56-10	Cleveland	43,827
1953	Dec. 27	Detroit (\$2,424)	Cle. Browns (\$1,654)	17-16	Detroit	54,577
1952	Dec. 28	Detroit (\$2,274)	Cle. Browns (\$1,712)	17-7	Cleveland	50,934
1951	Dec. 23	L.A. Rams (\$2,108)	Cle. Browns (\$1,483)	24-17	Los Angeles	57,522
1950	Dec. 24	Cle. Browns (\$1,113)	L.A. Rams (\$686)	30-28	Cleveland	29,751
1949	Dec. 18	Philadelphia (\$1,094)	L.A. Rams (\$739)	14-0	Los Angeles	27,980
1948	Dec. 19	Philadelphia (\$1,540)	Chi. Cardinals (\$874)	7-0	Philadelphia	36,309
1947	Dec. 28	Chi. Cardinals (\$1,132)	Philadelphia (\$754)	28-21	Chicago	30,759
1946	Dec. 15	Chi. Bears (\$1,975)	N.Y. Giants (\$1,295)	24-14	New York	58,346
1945	Dec. 16	Cle. Rams (\$1,469)	Washington (\$902)	15-14	Cleveland	32,178
1944	Dec. 17	Green Bay (\$1,449)	N.Y. Giants (\$814)	14-7	New York	46,016
1943	Dec. 26	Chi. Bears (\$1,146)	Washington (\$765)	41-21	Chicago	34,320
1942	Dec. 13	Washington (\$965)	Chi. Bears (\$637)	14-6	Washington	36,006
1941	Dec. 21	Chi. Bears (\$430)	N.Y. Giants (\$288)	37-9	Chicago	13,341
1940	Dec. 8	Chi. Bears (\$873)	Washington (\$606)	73-0	Washington	36,034
1939	Dec. 10	Green Bay (\$703.97)	N.Y. Giants (\$455.57)	27-0	Milwaukee	32,279
1938	Dec. 11	N.Y. Giants (\$504.45)	Green Bay (\$368.81)	23-17	New York	48,120
1937	Dec. 12	Washington (\$225.90)	Chi. Bears (\$127.78)	28-21	Chicago	15,870
1936	Dec. 13	Green Bay (\$250)	Bos. Redskins (\$180)	21-6	New York	29,545
1935	Dec. 15	Detroit (\$313.35)	N.Y. Giants (\$200.20)	26-7	Detroit	15,000
1934	Dec. 9	N.Y. Giants (\$621)	Chi. Bears (\$414.02)	30-13	New York	35,059
1933	Dec. 17	Chi. Bears (\$210.34)	N.Y. Giants (\$140.22)	23-21	Chicago	26,000

*Overtime

NFC CHAMPIONSHIP GAME COMPOSITE STANDINGS

	W	L	Pct.	Pts.	OP
Seattle Seahawks	3	0	1.000	85	53
Baltimore Colts	3	1	.750	88	60
Detroit Lions	4	2	.667	139	141
Green Bay Packers	11	7	.611	313	317
Washington Football Team*	7	5	.583	222	255
Philadelphia Eagles	6	5	.545	206	167
Chicago Bears	8	7	.533	339	280
Arizona Cardinals**	2	2	.500	75	102
Atlanta Falcons	2	2	.500	108	103
Carolina Panthers	2	2	.500	90	82
Dallas Cowboys	8	8	.500	361	319
Tampa Bay Buccaneers	2	2	.500	64	56
New York Giants	8	11	.421	324	359
San Francisco 49ers	6	9	.400	307	289
Minnesota Vikings	4	6	.400	170	220
Cleveland Browns	4	7	.364	224	253
Los Angeles Rams***	6	9	.357	189	323
New Orleans Saints	1	2	.333	68	93

*One game played when franchise was in Boston (Lost 21-6)

**Two games played when franchise was in Chicago (Won 28-21, lost 7-0)

***One game played when franchise was in Cleveland (Won 15-14), and two games when franchise was in St. Louis (Won 11-6, won 29-24).

2020 NFC CHAMPIONSHIP GAME

Lambeau Field, Green Bay, Wis.
Jan. 24, 2021, Attendance: 7,772

TAMPA BAY 31, GREEN BAY 26—Tom Brady secured the opportunity to compete for a seventh NFL title, this time with a new team, and the Buccaneers earned the right to become the first team ever to play a Super Bowl in its home stadium — by winning a third straight postseason game on the road. Tampa Bay sacked Aaron Rodgers five times and held the league's No. 1 red-zone offense, Green Bay, to a field goal on a late possession to topple the top-seeded Packers. Brady went 20 of 36 for 286 yards and three touchdowns, but also threw three interceptions. Jason Pierre-Paul and Shaquil Barrett teamed up for five sacks to help the Bucs win an eighth consecutive road game, the longest streak in franchise history. Brady found receiver Scotty Miller for a 39-yard touchdown with 1 second left until halftime, a key play in helping the Bucs halt the Packers' seven-game winning streak. With just over two minutes remaining and Tampa Bay leading, 31-23, the Bucs held Green Bay to three straight incompletions from the 8-yard line, forcing the Pack-

ers to settle for a field goal. The Packers advanced to their fourth NFC Championship Game in a seven-season stretch, but again fell shy of the Super Bowl. Rodgers was 33 of 48 for 346 yards with three touchdowns and one interception. Sean Murphy-Bunting intercepted Rodgers late in the first half, setting up Brady's key touchdown pass to Miller, then early after intermission, Jordan Whitehead's jarring hit on Aaron Jones forced a fumble recovered by Devin White, who returned it 21 yards to the Green Bay 8. One play later, Brady hit Cameron Brate to extend Tampa Bay's lead to 28-10. The Packers intercepted Brady on three straight drives and the Packers cut the lead to 28-23 late in the third quarter, thanks to Rodgers' touchdown passes to Robert Tonyan and Davante Adams. Two of the interceptions belonged to Jaire Alexander.

Tampa Bay (31)	Offense	Green Bay (26)
M.Evans	WR	D.Adams
D.Smith	LT	B.Turner
A.Marpet	LG	E.Jenkins
R.Jensen	C	C.Linsley
A.Stinnie	RG	L.Patrick
T.Wirfs	RT	R.Wagner
R.Gronkowski	TE	M.Lewis
S.Miller	WR	M.Valdes-Scantling
T.Brady	QB	A.Rodgers
C.Godwin	WR/RB	A.Jones
L.Fournette	RB	J.Williams
Defense		
N.Suh	DL/DE	D.Lowry
R.Nunez-Roches	NT	K.Clark
J.Pierre-Paul	OLB	P.Smith
D.White	ILB	C.Kirksey
L.David	ILB	K.Barnes
S.Barrett	OLB	Z.Smith
C.Davis	CB	J.Alexander
J.Dean	CB	K.King
S.Murphy-Bunting	CB	C.Sullivan
J.Whitehead	S	A.Amos
M.Edwards	S	D.Savage

SUBSTITUTIONS

TAMPA BAY—K 3 R.Succop, P 8 B.Pinion, WR 17 J.Watson, WR 18 T.Johnson, RB 25 L.McCoy, S 26 A.Adams, RB 27 R.Jones, CB 29 R.Smith, S 34 J.Hagan, LB 41 D.Bucannon, CB 43 R.Cockrell, OLB 49 C.Gill, NT 50 V.Vea, ILB 51 K.Minter, T 72 J.Wells, T 73 J.Haeg, DL 79 P.O'Connor, TE 84 C.Brake, WR 85 J.Mickens, TE 88 T.Hudson, DL 92 W.Gholston, NT 96 S.McLendon, LS 97 Z.Triner, OLB 98 A.Nelson.

PLAYOFF GAME SUMMARIES

Did not play—QB 11 B.Gabbert, G 62 T.Larsen.

GREEN BAY—K 2 M.Crosby, P 6 J.Scott, WR 13 A.Lazard, WR 16 T.Austin, WR 19 E.St. Brown, S 25 W.Redmond, RB 28 A.Dillon, CB 34 K.Russell, S 41 H.Black, LB 42 O.Burks, LS 43 H.Bradley, LB 44 T.Summers, TE 49 D.Dafney, LB 52 R.Gary, LB 54 K.Martin, LB 56 R.Ramsey, G 64 B.Braden, T 73 Y.Nijman, G 76 J.Runyan, DL 78 B.Price, TE 85 R.Tonyan, WR 86 M.Taylor, DL 95 T.Lancaster, DL 98 D.Harrison. Did not play—QB 8 T.Boyle, CB 38 T.Williams.

OFFICIALS

Referee—Clete Blakeman. Umpire—Barry Anderson. Down Judge—Mark Hittner. Line Judge—Carl Johnson. Side Judge—Boris Cheek. Field Judge—Rick Patterson. Back Judge—Perry Paganelli. Replay Official—Mike Chase.

SCORING

Tampa Bay	7	14	7	3	—	31
Green Bay	0	10	13	3	—	26
TB — M.Evans 15 pass from T.Brady (R.Succop kick)						
GB — M.Valdes-Scantling 50 pass from A.Rodgers (M.Crosby kick)						
TB — L.Fournette 20 run (R.Succop kick)						
GB — M.Crosby 24 Field Goal						
TB — S.Miller 39 pass from T.Brady (R.Succop kick)						
TB — C.Brake 8 pass from T.Brady (R.Succop kick)						
GB — R.Tonyan 8 pass from A.Rodgers (M.Crosby kick)						
GB — D.Adams 2 pass from A.Rodgers (pass failed)						
TB — R.Succop 46 Field Goal						
GB — M.Crosby 26 Field Goal						

TEAM STATISTICS

	TB	GB
Total First Downs	19	23
By Rushing	4	3
By Passing	12	19
By Penalty	3	1
Third-Down Efficiency	9-14-64.3%	8-14-57.1%
Fourth-Down Efficiency	1-1-100.0%	0-0-0.0%
Total Net Yards	351	381
Total Offensive Plays	61	69
Average Gain Per Offensive Play	5.8	5.5
Net Yards Rushing	76	67
Total Rushing Plays	24	16
Average Gain Per Rushing Play	3.2	4.2
Net Yards Passing	275	314
Times Thrown - Yards Lost Att. to Pass	1-5	5-32
Pass Att-Comp-Had Int.	36-20-3	48-33-1
Average Gain Per Pass Play	7.4	5.9

Punts Number and Average	2-40.0	3-48.0
Total Return Yardage (not incl. kickoffs)	10	16
Punt Returns	2-10	0-0
Kickoff Returns	5-121	2-30
Interception Returns	1-0	3-16
Penalties Number and Yards	2-8	4-30
Fumbles Number and Lost	0-0	2-1
Field Goals Made-Attempts	1-1	2-2
Time of Possession	25:23	34:37

INDIVIDUAL STATISTICS

RUSHING: TB: L.Fournette 12-55-1, R.Jones 10-16-0, C.Godwin 1-6-0, T.Brady 1-(-1)-0. GB: A.Jones 6-27-0, J.Williams 7-23-0, A.Dillon 3-17-0.

PASSING: TB: 36-20-280-3-3. GB: A.Rodgers 48-33-346-3-1.

RECEIVING: TB: C.Godwin 5-110-0, L.Fournette 5-19-0, M.Evans 3-51-1, C.Brake 3-19-1, S.Miller 2-36-1, R.Gronkowski 1-29-0, T.Johnson 1-16-0. GB: D.Adams 9-67-1, M.Valdes-Scantling 4-115-1, R.Tonyan 4-22-1, J.Williams 4-22-0, A.Jones 4-7-0, A.Lazard 3-62-0, M.Lewis 3-28-0, A.Dillon 1-13-0, E.St. Brown 1-10-0.

KICKOFF RETURNS: TB: J.Mickens 5-121-0. GB: J.Williams 1-30-0, D.Dafney 1-0-0.

PUNT RETURNS: TB: J.Mickens 2-10-0. GB: T.Austin 0-0-0.

PUNTING: TB: B.Pinion 2-80-40.0. GB: J.Scott 3-144-48.0.

INTERCEPTIONS: TB: S.Murphy-Bunting 1-0-0. GB: J.Alexander 2-16-0, A.Amos 1-0-0.

SACKS: TB: S.Barrett 3, J.Pierre-Paul 2. GB: K.Clark 1.

AFC DIVISIONAL PLAYOFF GAMES RESULTS

Includes Second-Round Playoff Games (1982), AFC Inter-Divisional Games (1969), and special playoff games to break ties for AFL Division Championships (1963, 1968)

Season	Date	Winner (Share)	Losers (Share)	Score	Site	Attendance
2020	Jan. 17	Kansas City (\$33,000)	Cle. Browns (\$33,000)	22-17	Kansas City	16,730
	Jan. 16	Buffalo (\$33,000)	Bal. Ravens (\$33,000)	17-3	Buffalo	6,772
2019	Jan. 12	Kansas City (\$31,000)	Hou. Texans (\$31,000)	51-31	Kansas City	73,503
	Jan. 11	Tennessee (\$31,000)	Bal. Ravens (\$31,000)	28-12	Baltimore	71,254
2018	Jan. 13	New England (\$29,000)	L.A. Chargers (\$29,000)	41-28	Foxborough	65,878
	Jan. 12	Kansas City (\$29,000)	Indianapolis (\$29,000)	31-13	Kansas City	76,765
2017	Jan. 14	Jacksonville (\$28,000)	Pittsburgh (\$28,000)	45-42	Pittsburgh	64,524
	Jan. 13	New England (\$28,000)	Tennessee (\$28,000)	35-14	Foxborough	65,878
2016	Jan. 15	Pittsburgh (\$27,000)	Kansas City (\$27,000)	18-16	Kansas City	75,678
	Jan. 14	New England (\$27,000)	Hou. Texans (\$27,000)	34-16	Foxborough	66,829
2015	Jan. 17	Denver (\$25,000)	Pittsburgh (\$25,000)	23-16	Denver	76,956
	Jan. 16	New England (\$25,000)	Kansas City (\$25,000)	27-20	Foxborough	66,829
2014	Jan. 11	Indianapolis (\$24,000)	Denver (\$24,000)	24-13	Denver	76,867
	Jan. 10	New England (\$24,000)	Bal. Ravens (\$24,000)	35-31	Foxborough	68,756
2013	Jan. 12	Denver (\$23,000)	S.D. Chargers (\$23,000)	24-17	Denver	76,969
	Jan. 11	New England (\$23,000)	Indianapolis (\$23,000)	43-22	Foxborough	68,756
2012	Jan. 13	New England (\$22,000)	Hou. Texans (\$22,000)	41-28	Foxborough	68,756
	Jan. 12	Bal. Ravens (\$22,000)	Denver (\$22,000)	38-35*	Denver	76,732
2011	Jan. 15	Bal. Ravens (\$22,000)	Hou. Texans (\$22,000)	20-13	Baltimore	71,547
	Jan. 14	New England (\$22,000)	Denver (\$22,000)	45-10	Foxborough	68,756
2010	Jan. 16	N.Y. Jets (\$21,000)	New England (\$21,000)	28-21	Foxborough	68,756
	Jan. 15	Pittsburgh (\$21,000)	Bal. Ravens (\$21,000)	31-24	Pittsburgh	64,879

PLAYOFF GAME SUMMARIES

Season	Date	Winner (Share)	Losers (Share)	Score	Site	Attendance
2009	Jan. 17	N.Y. Jets (\$21,000)	S.D. Chargers (\$21,000)	17-14	San Diego	69,498
	Jan. 16	Indianapolis (\$21,000)	Bal. Ravens (\$21,000)	20-3	Indianapolis	67,535
2008	Jan. 11	Pittsburgh (\$20,000)	S.D. Chargers (\$20,000)	35-24	Pittsburgh	63,899
	Jan. 10	Bal. Ravens (\$20,000)	Tennessee (\$20,000)	13-10	Nashville	69,143
2007	Jan. 13	S.D. Chargers (\$20,000)	Indianapolis (\$20,000)	28-24	Indianapolis	56,950
	Jan. 12	New England (\$20,000)	Jacksonville (\$20,000)	31-20	Foxborough	68,756
2006	Jan. 14	New England (\$19,000)	S.D. Chargers (\$19,000)	24-21	San Diego	68,810
	Jan. 13	Indianapolis (\$19,000)	Bal. Ravens (\$19,000)	15-6	Baltimore	71,162
2005	Jan. 15	Pittsburgh (\$19,000)	Indianapolis (\$19,000)	21-18	Indianapolis	57,449
	Jan. 14	Denver (\$19,000)	New England (\$19,000)	27-13	Denver	76,238
2004	Jan. 16	New England (\$18,000)	Indianapolis (\$18,000)	20-3	Foxborough	68,756
	Jan. 15	Pittsburgh (\$18,000)	N.Y. Jets (\$18,000)	20-17*	Pittsburgh	64,915
2003	Jan. 11	Indianapolis (\$18,000)	Kansas City (\$18,000)	38-31	Kansas City	79,159
	Jan. 10	New England (\$18,000)	Tennessee (\$18,000)	17-14	Foxborough	68,436
2002	Jan. 12	Oakland (\$17,000)	N.Y. Jets (\$17,000)	30-10	Oakland	62,207
	Jan. 11	Tennessee (\$17,000)	Pittsburgh (\$17,000)	34-31*	Nashville	68,809
2001	Jan. 20	New England (\$17,000)	Bal. Ravens (\$17,000)	27-10	Pittsburgh	63,976
	Jan. 19	New England (\$17,000)	Oakland (\$17,000)	16-13*	Foxborough	60,292
2000	Jan. 7	Bal. Ravens (\$16,000)	Tennessee (\$16,000)	24-10	Nashville	68,527
	Jan. 6	Oakland (\$16,000)	Miami (\$16,000)	27-0	Oakland	61,998
1999	Jan. 16	Tennessee (\$16,000)	Indianapolis (\$16,000)	19-16	Indianapolis	57,097
	Jan. 15	Jacksonville (\$16,000)	Miami (\$16,000)	62-7	Jacksonville	75,173
1998	Jan. 10	N.Y. Jets (\$15,000)	Jacksonville (\$15,000)	34-24	East Rutherford	78,817
	Jan. 9	Denver (\$15,000)	Miami (\$15,000)	38-3	Denver	75,729
1997	Jan. 4	Denver (\$15,000)	Kansas City (\$15,000)	14-10	Kansas City	76,965
	Jan. 3	Pittsburgh (\$15,000)	New England (\$15,000)	7-6	Pittsburgh	61,228
1996	Jan. 5	New England (\$14,000)	Pittsburgh (\$14,000)	28-3	Foxborough	60,188
	Jan. 4	Jacksonville (\$14,000)	Denver (\$14,000)	30-27	Denver	75,678
1995	Jan. 7	Indianapolis (\$13,000)	Kansas City (\$13,000)	10-7	Kansas City	77,594
	Jan. 6	Pittsburgh (\$13,000)	Buffalo (\$13,000)	40-21	Pittsburgh	59,072
1994	Jan. 8	S.D. Chargers (\$12,000)	Miami (\$12,000)	22-21	San Diego	63,381
	Jan. 7	Pittsburgh (\$12,000)	Cle. Browns (\$12,000)	29-9	Pittsburgh	58,185
1993	Jan. 16	Kansas City (\$12,000)	Hou. Oilers (\$12,000)	28-20	Houston	64,011
	Jan. 15	Buffalo (\$12,000)	L.A. Raiders (\$12,000)	29-23	Buffalo	61,923
1992	Jan. 10	Miami (\$10,000)	S.D. Chargers (\$10,000)	31-0	Miami	71,224
	Jan. 9	Buffalo (\$10,000)	Pittsburgh (\$10,000)	24-3	Pittsburgh	60,407
1991	Jan. 5	Buffalo (\$10,000)	Kansas City (\$10,000)	37-14	Buffalo	80,182
	Jan. 4	Denver (\$10,000)	Hou. Oilers (\$10,000)	26-24	Denver	75,301
1990	Jan. 13	L.A. Raiders (\$10,000)	Cincinnati (\$10,000)	20-10	Los Angeles	92,045
	Jan. 12	Buffalo (\$10,000)	Miami (\$10,000)	44-34	Buffalo	77,087
1989	Jan. 7	Denver (\$10,000)	Pittsburgh (\$10,000)	24-23	Denver	75,477
	Jan. 6	Cle. Browns (\$10,000)	Buffalo (\$10,000)	34-30	Cleveland	78,921
1988	Jan. 1	Buffalo (\$10,000)	Hou. Oilers (\$10,000)	17-10	Buffalo	79,532
	Dec. 31	Cincinnati (\$10,000)	Seattle (\$10,000)	21-13	Cincinnati	58,560
1987	Jan. 10	Denver (\$10,000)	Hou. Oilers (\$10,000)	34-10	Denver	75,440
	Jan. 9	Cle. Browns (\$10,000)	Indianapolis (\$10,000)	38-21	Cleveland	79,372
1986	Jan. 4	Denver (\$10,000)	New England (\$10,000)	22-17	Denver	75,262
	Jan. 3	Cle. Browns (\$10,000)	N.Y. Jets (\$10,000)	23-20*	Cleveland	79,720
1985	Jan. 5	New England (\$10,000)	L.A. Raiders (\$10,000)	27-20	Los Angeles	87,163
	Jan. 4	Miami (\$10,000)	Cle. Browns (\$10,000)	24-21	Miami	74,667
1984	Dec. 30	Pittsburgh (\$10,000)	Denver (\$10,000)	24-17	Denver	74,981
	Dec. 29	Miami (\$10,000)	Seattle (\$10,000)	31-10	Miami	73,469
1983	Jan. 1	L.A. Raiders (\$10,000)	Pittsburgh (\$10,000)	38-10	Los Angeles	90,380
	Dec. 31	Seattle (\$10,000)	Miami (\$10,000)	27-20	Miami	74,136
1982	Jan. 16	Miami (\$10,000)	S.D. Chargers (\$10,000)	34-13	Miami	71,383
	Jan. 15	N.Y. Jets (\$10,000)	L.A. Raiders (\$10,000)	17-14	Los Angeles	90,038
1981	Jan. 3	Cincinnati (\$5,000)	Buffalo (\$5,000)	28-21	Cincinnati	55,420
	Jan. 2	S.D. Chargers (\$5,000)	Miami (\$5,000)	41-38*	Miami	73,735
1980	Jan. 4	Oakland (\$5,000)	Cle. Browns (\$5,000)	14-12	Cleveland	78,245
	Jan. 3	S.D. Chargers (\$5,000)	Buffalo (\$5,000)	20-14	San Diego	52,253
1979	Dec. 30	Pittsburgh (\$5,000)	Miami (\$5,000)	34-14	Pittsburgh	50,214
	Dec. 29	Hou. Oilers (\$5,000)	S.D. Chargers (\$5,000)	17-14	San Diego	51,192
1978	Dec. 31	Hou. Oilers (\$5,000)	New England (\$5,000)	31-14	Foxborough	60,735
	Dec. 30	Pittsburgh (\$5,000)	Denver (\$5,000)	33-10	Pittsburgh	50,230
1977	Dec. 24	Oakland (\$5,000)	Bal. Colts (\$5,000)	37-31*	Baltimore	59,925
	Dec. 24	Denver (\$5,000)	Pittsburgh (\$5,000)	34-21	Denver	75,059
1976	Dec. 19	Pittsburgh [\$]	Bal. Colts [\$]	40-14	Baltimore	59,296
	Dec. 18	Oakland [\$]	New England [\$]	24-21	Oakland	53,050
1975	Dec. 28	Oakland [\$]	Cincinnati [\$]	31-28	Oakland	53,030
	Dec. 27	Pittsburgh [\$]	Bal. Colts [\$]	28-10	Pittsburgh	49,557
1974	Dec. 22	Pittsburgh [\$]	Buffalo [\$]	32-14	Pittsburgh	49,841
	Dec. 21	Oakland [\$]	Miami [\$]	28-26	Oakland	53,023
1973	Dec. 23	Miami [\$]	Cincinnati [\$]	34-16	Miami	78,928
	Dec. 22	Oakland [\$]	Pittsburgh [\$]	33-14	Oakland	52,646
1972	Dec. 24	Miami [\$]	Cle. Browns [\$]	20-14	Miami	78,916
	Dec. 23	Pittsburgh [\$]	Oakland [\$]	13-7	Pittsburgh	50,327

PLAYOFF GAME SUMMARIES

Season	Date	Winner (Share)	Loser (Share)	Score	Site	Attendance
1971	Dec. 26	Bal. Colts [\$]	Cle. Browns [\$]	20-3	Cleveland	70,734
	Dec. 25	Miami [\$]	Kansas City [\$]	27-24*	Kansas City	50,374
1970	Dec. 27	Oakland [\$]	Miami [\$]	21-14	Oakland	52,594
	Dec. 26	Bal. Colts [\$]	Cincinnati [\$]	17-0	Baltimore	49,694
1969	Dec. 21	Oakland [\$]	Hou. Oilers [\$]	56-7	Oakland	53,539
	Dec. 20	Kansas City [\$]	N.Y. Jets [\$]	13-6	New York	62,977
1968	Dec. 22	Oakland [\$]	Kansas City [\$]	41-6	Oakland	53,605
1963	Dec. 28	Bos. Patriots [\$]	Buffalo [\$]	26-8	Buffalo	33,044

*Overtime

\$ Players received 1/14 of annual salary for playoff appearances.

2020 AFC DIVISIONAL PLAYOFF GAMES

Arrowhead Stadium, Kansas City, Mo.

Jan. 17, 2021, Attendance: 16,730

KANSAS CITY 22, CLEVELAND 17—Kansas City overcame the loss of starting quarterback Patrick Mahomes, thanks to its defense and a bold call by Andy Reid, to keep alive its quest for a second straight Super Bowl title. The Chiefs became the first team since the 2002-04 Eagles to host three consecutive conference title games. After the Chiefs' defense forced a Cleveland punt, backup QB Chad Henne hit Tyreek Hill to convert a pivotal fourth-down completion, giving the Chiefs a first down and allowing them to run out the final minute. Mahomes, who hadn't played in 21 days, showed no rust before leaving halfway through the third quarter with a concussion. He ran for one touchdown and threw for another, completing 21 of 30 passes for 255 yards. Harrison Butker had three field goals for the Chiefs, who built a 19-3 lead. Cleveland's Baker Mayfield passed for 204 yards with a touchdown and an interception for the Browns, who a week prior had won their first playoff game in 26 years. Earlier, Mahomes opened by completing 11 of his first 12 and orchestrating touchdown drives on each of Kansas City's initial two possessions, culminating with his 1-yard scoring run and a 20-yard TD pass to Travis Kelce. Mahomes became the first player since Pro Football Hall of Famer Steve Young in 1995 to run and throw for a touchdown in three straight postseason games. The Browns used their dangerous run game on a key second-half drive to grasp momentum, with Cleveland converting two fourth downs on the series. Kareem Hunt finished the drive with a 3-yard touchdown run against his former team to cut the Chiefs' lead to 22-17 with 11:07 left. Then, Cleveland's Karl Joseph intercepted Henne in the end zone, setting up a potential game-winning possession for the Browns. But the Chiefs stuffed the Browns and forced a punt, and a Henne scramble followed by Reid's fourth-down call sealed Cleveland's fate.

Cleveland	3	0	7	7	—	17
Kansas City	6	13	3	0	—	22
KC	— P.Mahomes 1 run (kick failed, wl)					
Cle	— FG C.Parkey 46					
KC	— T.Kelce 20 pass from P.Mahomes (H.Butker kick)					
KC	— FG H.Butker 50					
KC	— FG H.Butker 28					
Cle	— J.Landry 4 pass from B.Mayfield (C.Parkey kick)					
KC	— FG H.Butker 33					
Cle	— K.Hunt 3 run (C.Parkey kick)					

Bills Stadium, Orchard Park, N.Y.

Jan. 16, 2021, Attendance: 6,772

BUFFALO 17, BALTIMORE 3—Buffalo cornerback Taron Johnson returned an interception 101 yards for a touchdown, helping Buffalo advance to its first AFC Championship Game in 27 years. With 41 seconds remaining in the third quarter, Johnson picked off Lamar Jackson and tied the longest interception return in NFL postseason history, an exclamation point on an impressive Buffalo defensive performance. The Bills, who held the NFL's top running offense to 150 yards on 32 attempts, sacked Jackson three times and limited him to 162 yards passing and 42 yards rushing. Meanwhile, Bills quarterback Josh Allen was 23 of 37 for 206 yards and a touchdown, helping his team to an eighth straight victory to equal the Bills' longest streak since 1990. The game also marked the end of an impressive stretch by the Ravens, who had won five in a row and clinched a third straight playoff berth. After heading to intermission in a defensive struggle tied at 3, the Bills took the reins of the game in the third quarter. Immediately out of the locker room, Allen orchestrated an 11-play, 66-yard drive, topping it with a 3-yard touchdown pass to Stefon Diggs. Jackson answered by taking the Ravens deep into Bills territory, but on third-and-goal from the 9, Johnson cut in front of Mark Andrews in the Buffalo end zone and sprinted down the right sideline. Teammate Tre'Davious White assisted Johnson by neutralizing Jackson en route to the back-breaking touchdown. Previously, Green Bay's George Teague had held sole possession of the league postseason record with a 101-yard touchdown return in the Packers' 28-24 victory at Detroit on Jan. 8, 1994. When Baltimore got the ball back, trailing 17-3, the Ravens lost Jackson, who left with a concussion. Tyler Huntley, promoted off the Ravens' practice squad, finished the game under center.

Baltimore	0	3	0	0	—	3
Buffalo	3	0	14	0	—	17
Buf	— FG T.Bass 28					
Bal	— FG J.Tucker 34					
Buf	— S.Diggs 3 pass from J.Allen (T.Bass kick)					
Buf	— T.Johnson 101 interception return (T.Bass kick)					

NFC DIVISIONAL PLAYOFF GAMES RESULTS

Includes Second-Round Playoff Games (1982), NFL Conference Championship Games (1967-69), and special playoff games to break ties for NFL Division or Conference Championships (1941, 1943, 1947, 1950, 1952, 1957, 1958, 1965)

Season	Date	Winner (Share)	Loser (Share)	Score	Site	Attendance
2020	Jan. 17	Tampa Bay (\$33,000)	New Orleans (\$33,000)	30-20	New Orleans	3,750
	Jan. 16	Green Bay (\$33,000)	L.A. Rams (\$33,000)	32-18	Green Bay	7,439
2019	Jan. 12	Green Bay (\$31,000)	Seattle (\$31,000)	28-23	Green Bay	78,998
	Jan. 11	San Francisco (\$31,000)	Minnesota (\$31,000)	27-10	Santa Clara	71,649
2018	Jan. 13	New Orleans (\$29,000)	Philadelphia (\$29,000)	20-14	New Orleans	73,027
	Jan. 12	L.A. Rams (\$29,000)	Dallas (\$29,000)	30-22	Los Angeles	77,187
2017	Jan. 14	Minnesota (\$28,000)	New Orleans (\$28,000)	29-24	Minneapolis	66,612
	Jan. 13	Philadelphia (\$28,000)	Atlanta (\$28,000)	15-10	Philadelphia	69,596
2016	Jan. 15	Green Bay (\$27,000)	Dallas (\$27,000)	34-31	Dallas	93,396
	Jan. 14	Atlanta (\$27,000)	Seattle (\$27,000)	36-20	Seattle	71,155
2015	Jan. 17	Carolina (\$25,000)	Seattle (\$25,000)	31-24	Charlotte	74,287
	Jan. 16	Arizona (\$25,000)	Green Bay (\$25,000)	26-20*	Glendale	65,089

PLAYOFF GAME SUMMARIES

Season	Date	Winner (Share)	Loser (Share)	Score	Site	Attendance
2014	Jan. 11	Green Bay (\$24,000)	Dallas (\$24,000)	26-21	Green Bay	79,704
	Jan. 10	Seattle (\$24,000)	Carolina (\$24,000)	31-17	Seattle	68,524
2013	Jan. 12	San Francisco (\$23,000)	Carolina (\$23,000)	23-10	Charlotte	73,784
	Jan. 11	Seattle (\$23,000)	New Orleans (\$23,000)	23-15	Seattle	68,388
2012	Jan. 13	Atlanta (\$22,000)	Seattle (\$22,000)	30-28	Atlanta	70,366
	Jan. 12	San Francisco (\$22,000)	Green Bay (\$22,000)	45-31	San Francisco	69,732
2011	Jan. 15	N.Y. Giants (\$22,000)	Green Bay (\$22,000)	37-20	Green Bay	72,080
	Jan. 14	San Francisco (\$22,000)	New Orleans (\$22,000)	36-32	San Francisco	69,732
2010	Jan. 16	Chi. Bears (\$21,000)	Seattle (\$21,000)	35-24	Chicago	62,265
	Jan. 15	Green Bay (\$21,000)	Atlanta (\$21,000)	48-21	Atlanta	69,210
2009	Jan. 17	Minnesota (\$21,000)	Dallas (\$21,000)	34-3	Minneapolis	63,547
	Jan. 16	New Orleans (\$21,000)	Arizona (\$21,000)	45-14	New Orleans	70,149
2008	Jan. 11	Philadelphia (\$20,000)	N.Y. Giants (\$20,000)	23-11	East Rutherford	79,193
	Jan. 10	Arizona (\$20,000)	Carolina (\$20,000)	33-13	Charlotte	73,695
2007	Jan. 13	N.Y. Giants (\$20,000)	Dallas (\$20,000)	21-17	Dallas	63,660
	Jan. 12	Green Bay (\$20,000)	Seattle (\$20,000)	42-20	Green Bay	72,168
2006	Jan. 14	Chi. Bears (\$19,000)	Seattle (\$19,000)	27-24*	Chicago	62,184
	Jan. 13	New Orleans (\$19,000)	Philadelphia (\$19,000)	27-24	New Orleans	70,001
2005	Jan. 15	Carolina (\$19,000)	Chicago (\$19,000)	29-21	Chicago	62,209
	Jan. 14	Seattle (\$19,000)	Washington (\$19,000)	20-10	Seattle	67,551
2004	Jan. 16	Philadelphia (\$18,000)	Minnesota (\$18,000)	27-14	Philadelphia	67,722
	Jan. 15	Atlanta (\$18,000)	St.L. Rams (\$18,000)	47-17	Atlanta	70,709
2003	Jan. 11	Philadelphia (\$18,000)	Green Bay (\$18,000)	20-17*	Philadelphia	67,707
	Jan. 10	Carolina (\$18,000)	St.L. Rams (\$18,000)	29-23*	St. Louis	66,165
2002	Jan. 12	Tampa Bay (\$17,000)	San Francisco (\$17,000)	31-6	Tampa	65,599
	Jan. 11	Philadelphia (\$17,000)	Atlanta (\$17,000)	20-6	Philadelphia	66,452
2001	Jan. 20	St.L. Rams (\$17,000)	Green Bay (\$17,000)	45-17	St. Louis	66,338
	Jan. 19	Philadelphia (\$17,000)	Chi. Bears (\$17,000)	33-19	Chicago	66,944
2000	Jan. 7	N.Y. Giants (\$16,000)	Philadelphia (\$16,000)	20-10	East Rutherford	78,765
	Jan. 6	Minnesota (\$16,000)	New Orleans (\$16,000)	49-17	Minneapolis	63,881
1999	Jan. 16	St.L. Rams (\$16,000)	Minnesota (\$16,000)	34-36	St. Louis	66,194
	Jan. 15	Tampa Bay (\$16,000)	Washington (\$16,000)	14-13	Tampa	65,835
1998	Jan. 10	Minnesota (\$15,000)	Arizona (\$15,000)	41-21	Minneapolis	63,760
	Jan. 9	Atlanta (\$15,000)	San Francisco (\$15,000)	20-18	Atlanta	70,262
1997	Jan. 4	Green Bay (\$15,000)	Tampa Bay (\$15,000)	21-7	Green Bay	60,327
	Jan. 3	San Francisco (\$15,000)	Minnesota (\$15,000)	38-22	San Francisco	65,018
1996	Jan. 5	Carolina (\$14,000)	Dallas (\$14,000)	26-17	Charlotte	72,808
	Jan. 4	Green Bay (\$14,000)	San Francisco (\$14,000)	35-14	Green Bay	60,787
1995	Jan. 7	Dallas (\$13,000)	Philadelphia (\$13,000)	30-11	Dallas	64,371
	Jan. 6	Green Bay (\$13,000)	San Francisco (\$13,000)	27-17	San Francisco	69,311
1994	Jan. 8	Dallas (\$12,000)	Green Bay (\$12,000)	35-9	Dallas	64,745
	Jan. 7	San Francisco (\$12,000)	Chi. Bears (\$12,000)	44-15	San Francisco	64,644
1993	Jan. 16	Dallas (\$12,000)	Green Bay (\$12,000)	27-17	Dallas	64,790
	Jan. 15	San Francisco (\$12,000)	N.Y. Giants (\$12,000)	44-3	San Francisco	67,143
1992	Jan. 10	Dallas (\$10,000)	Philadelphia (\$10,000)	34-10	Dallas	63,721
	Jan. 9	San Francisco (\$10,000)	Washington (\$10,000)	20-13	San Francisco	64,991
1991	Jan. 5	Detroit (\$10,000)	Dallas (\$10,000)	38-6	Detroit	78,290
	Jan. 4	Washington (\$10,000)	Atlanta (\$10,000)	24-7	Washington	55,181
1990	Jan. 13	N.Y. Giants (\$10,000)	Chi. Bears (\$10,000)	31-3	East Rutherford	77,025
	Jan. 12	San Francisco (\$10,000)	Washington (\$10,000)	28-10	San Francisco	65,292
1989	Jan. 7	L.A. Rams (\$10,000)	N.Y. Giants (\$10,000)	19-13*	East Rutherford	76,526
	Jan. 6	San Francisco (\$10,000)	Minnesota (\$10,000)	41-13	San Francisco	64,918
1988	Jan. 1	San Francisco (\$10,000)	Minnesota (\$10,000)	34-9	San Francisco	61,848
	Dec. 31	Chi. Bears (\$10,000)	Philadelphia (\$10,000)	20-12	Chicago	65,534
1987	Jan. 10	Washington (\$10,000)	Chi. Bears (\$10,000)	21-17	Chicago	65,268
	Jan. 9	Minnesota (\$10,000)	San Francisco (\$10,000)	36-24	San Francisco	63,008
1986	Jan. 4	N.Y. Giants (\$10,000)	San Francisco (\$10,000)	49-3	East Rutherford	75,691
	Jan. 3	Washington (\$10,000)	Chi. Bears (\$10,000)	27-13	Chicago	65,524
1985	Jan. 5	Chi. Bears (\$10,000)	N.Y. Giants (\$10,000)	21-0	Chicago	65,670
	Jan. 4	L.A. Rams (\$10,000)	Dallas (\$10,000)	20-0	Anaheim	66,581
1984	Dec. 30	Chi. Bears (\$10,000)	Washington (\$10,000)	23-19	Washington	55,431
	Dec. 29	San Francisco (\$10,000)	N.Y. Giants (\$10,000)	21-10	San Francisco	60,303
1983	Jan. 1	Washington (\$10,000)	L.A. Rams (\$10,000)	51-7	Washington	54,440
	Dec. 31	San Francisco (\$10,000)	Detroit (\$10,000)	24-23	San Francisco	59,979
1982	Jan. 16	Dallas (\$10,000)	Green Bay (\$10,000)	37-26	Dallas	63,972
	Jan. 15	Washington (\$10,000)	Minnesota (\$10,000)	21-7	Washington	54,593
1981	Jan. 3	San Francisco (\$5,000)	N.Y. Giants (\$5,000)	38-24	San Francisco	58,360
	Jan. 2	Dallas (\$5,000)	Tampa Bay (\$5,000)	38-0	Dallas	64,848
1980	Jan. 4	Dallas (\$5,000)	Atlanta (\$5,000)	30-27	Atlanta	59,793
	Jan. 3	Philadelphia (\$5,000)	Minnesota (\$5,000)	31-16	Philadelphia	70,178
1979	Dec. 30	L.A. Rams (\$5,000)	Dallas (\$5,000)	21-19	Dallas	64,792
	Dec. 29	Tampa Bay (\$5,000)	Philadelphia (\$5,000)	24-17	Tampa	71,402
1978	Dec. 31	L.A. Rams (\$5,000)	Minnesota (\$5,000)	34-10	Los Angeles	70,436
	Dec. 30	Dallas (\$5,000)	Atlanta (\$5,000)	27-20	Dallas	63,406
1977	Dec. 26	Dallas (\$5,000)	Chi. Bears (\$5,000)	37-7	Dallas	63,260
	Dec. 26	Minnesota (\$5,000)	L.A. Rams (\$5,000)	14-7	Los Angeles	70,203

PLAYOFF GAME SUMMARIES

Season	Date	Winner (Share)	Loser (Share)	Score	Site	Attendance
1976	Dec. 19	L.A. Rams [\$]	Dallas [\$]	14-12	Dallas	63,283
	Dec. 18	Minnesota [\$]	Washington [\$]	35-20	Minneapolis	47,466
1975	Dec. 28	Dallas [\$]	Minnesota [\$]	17-14	Minneapolis	48,050
	Dec. 27	L.A. Rams [\$]	St.L. Cardinals [\$]	35-23	Los Angeles	73,459
1974	Dec. 22	L.A. Rams [\$]	Washington [\$]	19-10	Los Angeles	77,925
	Dec. 21	Minnesota [\$]	St.L. Cardinals [\$]	30-14	Minneapolis	48,150
1973	Dec. 23	Dallas [\$]	L.A. Rams [\$]	27-16	Dallas	63,272
	Dec. 22	Minnesota [\$]	Washington [\$]	27-20	Minneapolis	48,040
1972	Dec. 24	Washington [\$]	Green Bay [\$]	16-3	Washington	52,321
	Dec. 23	Dallas [\$]	San Francisco [\$]	30-28	San Francisco	59,746
1971	Dec. 26	San Francisco [\$]	Washington [\$]	24-20	San Francisco	45,327
	Dec. 25	Dallas [\$]	Minnesota [\$]	20-12	Minneapolis	47,307
1970	Dec. 27	San Francisco [\$]	Minnesota [\$]	17-14	Minneapolis	45,103
	Dec. 26	Dallas [\$]	Detroit [\$]	5-0	Dallas	69,613
1969	Dec. 28	Cle. Browns [\$]	Dallas [\$]	38-14	Dallas	69,321
	Dec. 27	Minnesota [\$]	L.A. Rams [\$]	23-20	Minneapolis	47,900
1968	Dec. 22	Bal. Colts [\$]	Minnesota [\$]	24-14	Baltimore	60,238
	Dec. 21	Cle. Browns [\$]	Dallas [\$]	31-20	Cleveland	81,497
1967	Dec. 24	Dallas [\$]	Cle. Browns [\$]	52-14	Dallas	70,786
	Dec. 23	Green Bay [\$]	L.A. Rams [\$]	28-7	Milwaukee	49,861
1965	Dec. 26	Green Bay [\$]	Bal. Colts [\$]	13-10*	Green Bay	50,484
1958	Dec. 21	N.Y. Giants (#)	Cle. Browns (#)	10-0	New York	61,274
1957	Dec. 22	Detroit (#)	San Francisco (#)	31-27	San Francisco	60,118
1952	Dec. 21	Detroit (#)	L.A. Rams (#)	31-21	Detroit	47,645
1950	Dec. 17	L.A. Rams (#)	Chi. Bears (#)	24-14	Los Angeles	83,501
	Dec. 17	Cle. Browns (#)	N.Y. Giants (#)	8-3	Cleveland	33,054
1947	Dec. 21	Philadelphia (#)	Pittsburgh (#)	21-0	Pittsburgh	35,729
1943	Dec. 19	Washington (¢)	N.Y. Giants (¢)	28-0	New York	42,800
1941	Dec. 14	Chi. Bears (¢)	Green Bay (¢)	33-14	Chicago	43,425

*Overtime

\$ Players received 1/14 of annual salary for playoff appearances.

Players received 1/12 of annual salary for playoff appearances.

¢ Players received 1/10 of annual salary for playoff appearances.

2020 NFC DIVISIONAL PLAYOFF GAMES

Mercedes-Benz Superdome, New Orleans, La.

Jan. 17, 2021, Attendance: 3,750

TAMPA BAY 30, NEW ORLEANS 20—Tampa Bay converted three of four New Orleans turnovers into touchdowns, helping the Buccaneers advance to the NFC Championship Game for the first time since they won the Super Bowl in 2002. The win was the Bucs' first in three tries against the Saints, who had swept the regular-season series. Short passes from 43-year-old Tom Brady to Mike Evans and Leonard Fournette accounted for two of those touchdowns, and Brady scored on a 1-yard run with just under five minutes left. Devin White intercepted Drew Brees, one of three Buccaneers interceptions, to set up Brady's touchdown. Brees, the league's all-time leader in completions and passing yards, was 19 of 34 for 134 yards, with one touchdown. Brady completed 18 of 33 passes for 199 yards, but unlike his two previous losses to his new NFC South rival, Brady did not throw an interception and shrugged off the Saints' vaunted pass rush, which sacked him only once. Sean Murphy-Bunting picked off Brees in the second quarter, racing 36 yards to the Saints' 3, setting up the first Bucs TD. White and another young defensive star, rookie Antonio Winfield, then combined to turn the game back in Tampa Bay's direction. Winfield stripped Jared Cook from behind and White returned the fumble 18 yards to set up Brady's touchdown pass to Fournette.

Tampa Bay	0	13	7	10	—	30
New Orleans	6	7	7	0	—	20
NO	—	FG W.Lutz 23				
NO	—	FG W.Lutz 42				
TB	—	FG R.Succop 26				
TB	—	M.Evans 3 pass from T.Brady (R.Succop kick)				
NO	—	T.Smith 56 pass from J.Winston (W.Lutz kick)				
TB	—	FG R.Succop 37				
NO	—	T.Smith 16 pass from D.Brees (W.Lutz kick)				
TB	—	L.Fournette 6 pass from T.Brady (R.Succop kick)				
TB	—	FG R.Succop 36				
TB	—	T.Brady 1 run (R.Succop kick)				

Lambeau Field, Green Bay, Wis.

Jan. 16, 2021, Attendance: 7,439

GREEN BAY 32, L.A. RAMS 18—Aaron Rodgers threw two touchdowns and ran for another to push top-seeded Green Bay past the Rams and back into the NFC Championship Game. Rodgers, who went 23 of 36 for 296 yards, threw a 1-yard touchdown to Davante Adams and sealed the win with a 58-yard strike to Allen Lazard with 6:52 remaining. Rodgers' touchdown run was the first by a Green Bay quarterback in a Lambeau Field playoff game since Bart Starr's plunge to beat the Cowboys in the Ice Bowl 53 years earlier, and Green Bay clinched a berth in the NFC Championship Game for the fourth time in seven seasons. With light snow falling, Green Bay scored on its first five possessions to lead 25-10 in the third quarter against one of the NFL's top defenses. The Packers did it largely on the strength of a depleted offensive line without injured left tackle David Bakhtiari. And while the Packers didn't allow a sack, their defense sacked the Rams' Jared Goff on four occasions. That Green Bay offensive line helped Aaron Jones total 99 yards and a touchdown on 14 carries, including a 60-yarder just after halftime. Less than three weeks after thumb surgery, Goff finished 21 of 27 for 174 yards and a touchdown. Rookie Cam Akers added 90 rushing yards, including a direct-snap touchdown, and cut the lead to 25-18 on an exciting two-point conversion, after Van Jefferson caught a pass and lateraled to Akers. But Kenny Clark sacked Goff to end the ensuing Rams drive, setting up Lazard's touchdown.

L.A. Rams	3	7	8	0	—	18
Green Bay	3	16	6	7	—	32
GB	—	FG M.Crosby 24				
LAR	—	FG M.Gay 37				
GB	—	D.Adams 1 pass from A.Rodgers (M.Crosby kick)				
GB	—	A.Rodgers 1 run (pass failed)				
LAR	—	V.Jefferson 4 pass from J.Goff (M.Gay kick)				
GB	—	FG M.Crosby 39				
GB	—	A.Jones 1 run (pass failed)				
LAR	—	C.Akers 7 run (J.Goff-C.Akers pass)				
GB	—	A.Lazard 58 pass from A.Rodgers (M.Crosby kick)				

AFC WILD CARD PLAYOFF GAME RESULTS

Season	Date	Winner (Share)	Loser (Share)	Score	Site	Attendance
2020	Jan. 10	Cle. Browns (\$30,000)	Pittsburgh (\$33,000)	48-37	Pittsburgh	0
	Jan. 10	Bal. Ravens (\$30,000)	Tennessee (\$33,000)	20-13	Nashville	14,029
	Jan. 9	Buffalo (\$33,000)	Indianapolis (\$30,000)	27-24	Buffalo	6,772
2019	Jan. 4	Tennessee (\$28,000)	New England (\$31,000)	20-13	Foxborough	65,878
	Jan. 4	Hou. Texans (\$31,000)	Buffalo (\$28,000)	22-19*	Houston	71,699

PLAYOFF GAME SUMMARIES

Season	Date	Winner (Share)	Loser (Share)	Score	Site	Attendance
2018	Jan. 6	L.A. Chargers (\$27,000)	Bal. Ravens (\$29,000)	23-17	Baltimore	70,432
	Jan. 5	Indianapolis (\$27,000)	Hou. Texans (\$29,000)	21-7	Houston	71,798
2017	Jan. 7	Jacksonville (\$28,000)	Buffalo (\$26,000)	10-3	Jacksonville	69,442
	Jan. 6	Tennessee (\$26,000)	Kansas City (\$28,000)	22-21	Kansas City	73,319
2016	Jan. 8	Pittsburgh (\$27,000)	Miami (\$24,000)	30-12	Pittsburgh	62,726
	Jan. 7	Hou. Texans (\$27,000)	Oakland (\$24,000)	27-14	Houston	71,790
2015	Jan. 9	Pittsburgh (\$23,000)	Cincinnati (\$25,000)	18-16	Cincinnati	63,257
	Jan. 9	Kansas City (\$23,000)	Hou. Texans (\$25,000)	30-0	Houston	71,800
2014	Jan. 4	Indianapolis (\$24,000)	Cincinnati (\$22,000)	26-10	Indianapolis	63,385
	Jan. 3	Bal. Ravens (\$22,000)	Pittsburgh (\$24,000)	30-17	Pittsburgh	62,780
2013	Jan. 5	S.D. Chargers (\$21,000)	Cincinnati (\$23,000)	27-10	Cincinnati	62,277
	Jan. 4	Indianapolis (\$23,000)	Kansas City (\$21,000)	45-44	Indianapolis	63,551
2012	Jan. 6	Bal. Ravens (\$22,000)	Indianapolis (\$20,000)	24-9	Baltimore	71,379
	Jan. 5	Hou. Texans (\$22,000)	Cincinnati (\$20,000)	19-13	Houston	71,738
2011	Jan. 8	Denver (\$22,000)	Pittsburgh (\$20,000)	29-23*	Denver	75,970
	Jan. 7	Hou. Texans (\$22,000)	Cincinnati (\$20,000)	31-10	Houston	71,725
2010	Jan. 9	Bal. Ravens (\$19,000)	Kansas City (\$21,000)	30-7	Kansas City	72,190
	Jan. 8	N.Y. Jets (\$19,000)	Indianapolis (\$21,000)	17-16	Indianapolis	65,332
2009	Jan. 10	Bal. Ravens (\$19,000)	New England (\$21,000)	33-14	Foxborough	68,756
	Jan. 9	N.Y. Jets (\$19,000)	Cincinnati (\$21,000)	24-14	Cincinnati	63,686
2008	Jan. 4	Bal. Ravens (\$18,000)	Miami (\$20,000)	27-9	Miami	74,240
	Jan. 3	S.D. Chargers (\$20,000)	Indianapolis (\$18,000)	23-17*	San Diego	68,082
2007	Jan. 6	S.D. Chargers (\$20,000)	Tennessee (\$18,000)	17-6	San Diego	65,640
	Jan. 5	Jacksonville (\$18,000)	Pittsburgh (\$20,000)	31-29	Pittsburgh	63,629
2006	Jan. 7	New England (\$19,000)	N.Y. Jets (\$17,000)	37-16	Foxborough	68,756
	Jan. 6	Indianapolis (\$19,000)	Kansas City (\$17,000)	23-8	Indianapolis	57,215
2005	Jan. 8	Pittsburgh (\$17,000)	Cincinnati (\$19,000)	31-17	Cincinnati	65,870
	Jan. 7	New England (\$19,000)	Jacksonville (\$17,000)	28-3	Foxborough	68,756
2004	Jan. 9	Indianapolis (\$18,000)	Denver (\$15,000)	49-24	Indianapolis	56,609
	Jan. 8	N.Y. Jets (\$15,000)	S.D. Chargers (\$18,000)	20-17*	San Diego	67,536
2003	Jan. 4	Indianapolis (\$18,000)	Denver (\$15,000)	41-10	Indianapolis	56,586
	Jan. 3	Tennessee (\$15,000)	Bal. Ravens (\$18,000)	20-17	Baltimore	69,452
2002	Jan. 5	Pittsburgh (\$17,000)	Cle. Browns (\$12,500)	36-33	Pittsburgh	62,595
	Jan. 4	N.Y. Jets (\$17,000)	Indianapolis (\$12,500)	41-0	East Rutherford	78,524
2001	Jan. 13	Bal. Ravens (\$12,500)	Miami (\$12,500)	20-3	Miami	72,251
	Jan. 12	Oakland (\$17,000)	N.Y. Jets (\$12,500)	38-24	Oakland	61,503
2000	Dec. 31	Bal. Ravens (\$12,500)	Denver (\$12,500)	21-3	Baltimore	69,638
	Dec. 30	Miami (\$16,000)	Indianapolis (\$12,500)	23-17*	Miami	73,193
1999	Jan. 9	Miami (\$10,000)	Seattle (\$16,000)	20-17	Seattle	66,170
	Jan. 8	Tennessee (\$10,000)	Buffalo (\$10,000)	22-16	Nashville	66,672
1998	Jan. 3	Jacksonville (\$15,000)	New England (\$10,000)	25-10	Jacksonville	71,139
	Jan. 2	Miami (\$10,000)	Buffalo (\$10,000)	24-17	Miami	72,698
1997	Dec. 28	New England (\$15,000)	Miami (\$10,000)	17-3	Foxborough	60,041
	Dec. 27	Denver (\$10,000)	Jacksonville (\$10,000)	42-17	Denver	74,481
1996	Dec. 29	Pittsburgh (\$14,000)	Indianapolis (\$10,000)	42-14	Pittsburgh	58,078
	Dec. 28	Jacksonville (\$10,000)	Buffalo (\$10,000)	30-27	Buffalo	70,213
1995	Dec. 31	Indianapolis (\$7,500)	S.D. Chargers (\$7,500)	35-20	San Diego	61,182
	Dec. 30	Buffalo (\$13,000)	Miami (\$7,500)	37-22	Buffalo	73,103
1994	Jan. 1	Cle. Browns (\$7,500)	New England (\$7,500)	20-13	Cleveland	77,452
	Dec. 31	Miami (\$12,000)	Kansas City (\$7,500)	27-17	Miami	67,487
1993	Jan. 9	L.A. Raiders (\$7,500)	Denver (\$7,500)	42-24	Los Angeles	65,314
	Jan. 8	Kansas City (\$12,000)	Pittsburgh (\$7,500)	27-24*	Kansas City	74,515
1992	Jan. 3	Buffalo (\$6,000)	Hou. Oilers (\$6,000)	41-38*	Buffalo	75,141
	Jan. 2	S.D. Chargers (\$10,000)	Kansas City (\$6,000)	17-0	San Diego	58,278
1991	Dec. 29	Hou. Oilers (\$10,000)	N.Y. Jets (\$6,000)	17-10	Houston	61,485
	Dec. 28	Kansas City (\$6,000)	L.A. Raiders (\$6,000)	10-6	Kansas City	75,827
1990	Jan. 6	Cincinnati (\$10,000)	Hou. Oilers (\$6,000)	41-14	Cincinnati	60,012
	Jan. 5	Miami (\$6,000)	Kansas City (\$6,000)	17-16	Miami	67,276
1989	Dec. 31	Pittsburgh (\$6,000)	Hou. Oilers (\$6,000)	26-23*	Houston	59,406
1988	Dec. 26	Hou. Oilers (\$6,000)	Cle. Browns (\$6,000)	24-23	Cleveland	75,896
1987	Jan. 3	Hou. Oilers (\$6,000)	Seattle (\$6,000)	23-20*	Houston	50,519
1986	Dec. 28	N.Y. Jets (\$6,000)	Kansas City (\$6,000)	35-15	East Rutherford	75,210
1985	Dec. 28	New England (\$6,000)	N.Y. Jets (\$6,000)	26-14	East Rutherford	75,945
1984	Dec. 22	Seattle (\$6,000)	L.A. Raiders (\$6,000)	13-7	Seattle	62,049
1983	Dec. 24	Seattle (\$6,000)	Denver (\$6,000)	31-7	Seattle	64,275
1982	Jan. 9	N.Y. Jets (\$6,000)	Cincinnati (\$6,000)	44-17	Cincinnati	57,560
	Jan. 9	S.D. Chargers (\$6,000)	Pittsburgh (\$6,000)	31-28	Pittsburgh	53,546
1981	Jan. 8	L.A. Raiders (\$6,000)	Cle. Browns (\$6,000)	27-10	Los Angeles	56,555
	Jan. 8	Miami (\$6,000)	New England (\$6,000)	28-13	Miami	68,842
1980	Dec. 27	Buffalo (\$3,000)	N.Y. Jets (\$3,000)	31-27	New York	57,050
1979	Dec. 28	Oakland (\$3,000)	Hou. Oilers (\$3,000)	27-7	Oakland	53,333
1978	Dec. 23	Hou. Oilers (\$3,000)	Denver (\$3,000)	13-7	Houston	48,776
	Dec. 24	Hou. Oilers (\$3,000)	Miami (\$3,000)	17-9	Miami	72,445

*Overtime

PLAYOFF GAME SUMMARIES

2020 AFC WILD CARD PLAYOFF GAMES

Heinz Field, Pittsburgh, Pa.

Jan. 10, 2021, Attendance: 0

CLEVELAND 48, PITTSBURGH 37

Cleveland	28	7	0	13	—	48
Pittsburgh	0	10	13	14	—	37
Cle	— K. Joseph fumble recovery in end zone (C.Parkey kick)					
Cle	— J.Landry 40 pass from B.Mayfield (C.Parkey kick)					
Cle	— K.Hunt 11 run (C.Parkey kick)					
Cle	— K.Hunt 8 run (C.Parkey kick)					
Pit	— J.Conner 1 run (C.Boswell kick)					
Cle	— A.Hooper 7 pass from B.Mayfield (C.Parkey kick)					
Pit	— FG C.Boswell 49					
Pit	— E.Ebron 17 pass from B.Roethlisberger (pass failed)					
Pit	— J.Smith-Schuster 5 pass from B.Roethlisberger (C.Boswell kick)					
Cle	— N.Chubb 40 pass from B.Mayfield (C.Parkey kick)					
Pit	— C.Claypool 29 pass from B.Roethlisberger (pass failed)					
Cle	— FG C.Parkey 24					
Cle	— FG C.Parkey 37					
Pit	— C.Claypool 7 pass from B.Roethlisberger (B.Roethlisberger-J.Conner pass)					

Nissan Stadium, Nashville, Tenn.

Jan. 10, 2021, Attendance: 14,029

BALTIMORE 20, TENNESSEE 13

Baltimore	0	10	7	3	—	20
Tennessee	10	0	0	3	—	13
Ten	— A.Brown 10 pass from R.Tannehill (S.Gostkowski kick)					
Ten	— FG S.Gostkowski 45					
Bal	— FG J.Tucker 33					
Bal	— L.Jackson 48 run (J.Tucker kick)					
Bal	— J.Dobbins 4 run (J.Tucker kick)					
Ten	— FG S.Gostkowski 25					
Bal	— FG J.Tucker 51					

Bills Stadium, Orchard Park, N.Y.

Jan. 9, 2021, Attendance: 6,772

BUFFALO 27, INDIANAPOLIS 24

Indianapolis	3	7	0	14	—	24
Buffalo	7	7	3	10	—	27
Ind	— FG R.Blankenship 30					
Buf	— D.Knox 3 pass from J.Allen (T.Bass kick)					
Ind	— J.Taylor 1 run (R.Blankenship kick)					
Buf	— J.Allen 5 run (T.Bass kick)					
Buf	— FG T.Bass 46					
Buf	— S.Diggs 35 pass from J.Allen (T.Bass kick)					
Ind	— Z.Pascal 9 pass from P.Rivers (run failed)					
Buf	— FG T.Bass 54					
Ind	— J.Doyle 27 pass from P.Rivers (P.Rivers-J.Doyle pass)					

NFC WILD CARD PLAYOFF GAMES RESULTS

Season	Date	Winner (Share)	Loser (Share)	Score	Site	Attendance
2020	Jan. 10	New Orleans (\$33,000)	Chi. Bears (\$30,000)	21-9	New Orleans	3,000
	Jan. 9	Tampa Bay (\$30,000)	Washington (\$33,000)	31-23	Washington	0
	Jan. 9	L.A. Rams (\$30,000)	Seattle (\$33,000)	30-20	Seattle	0
2019	Jan. 5	Seattle (\$28,000)	Philadelphia (\$31,000)	17-9	Philadelphia	69,796
	Jan. 5	Minnesota (\$28,000)	New Orleans (\$31,000)	26-20*	New Orleans	73,038
2018	Jan. 6	Philadelphia (\$27,000)	Chi. Bears (\$29,000)	16-15	Chicago	62,462
	Jan. 5	Dallas (\$29,000)	Seattle (\$27,000)	24-22	Dallas	94,327
2017	Jan. 7	New Orleans (\$28,000)	Carolina (\$26,000)	31-26	New Orleans	73,186
	Jan. 6	Atlanta (\$26,000)	L.A. Rams (\$28,000)	26-13	Los Angeles	74,300
2016	Jan. 8	Green Bay (\$27,000)	N.Y. Giants (\$24,000)	38-13	Green Bay	77,549
	Jan. 7	Seattle (\$27,000)	Detroit (\$24,000)	26-6	Seattle	68,788
2015	Jan. 10	Green Bay (\$23,000)	Washington (\$25,000)	35-18	Washington	81,367
	Jan. 10	Seattle (\$23,000)	Minnesota (\$25,000)	10-9	Minneapolis	52,090
2014	Jan. 4	Dallas (\$24,000)	Detroit (\$22,000)	24-20	Dallas	91,410
	Jan. 3	Carolina (\$24,000)	Arizona (\$22,000)	27-16	Charlotte	71,849
2013	Jan. 5	San Francisco (\$21,000)	Green Bay (\$23,000)	23-20	Green Bay	77,525
	Jan. 4	New Orleans (\$21,000)	Philadelphia (\$23,000)	26-24	Philadelphia	69,144
2012	Jan. 6	Seattle (\$20,000)	Washington (\$22,000)	24-14	Washington	84,325
	Jan. 5	Green Bay (\$22,000)	Minnesota (\$20,000)	24-10	Green Bay	71,548
2011	Jan. 8	N.Y. Giants (\$22,000)	Atlanta (\$20,000)	24-2	East Rutherford	79,909
	Jan. 7	New Orleans (\$22,000)	Detroit (\$20,000)	45-28	New Orleans	73,038
2010	Jan. 9	Green Bay (\$19,000)	Philadelphia (\$21,000)	21-16	Philadelphia	69,144
	Jan. 8	Seattle (\$21,000)	New Orleans (\$19,000)	41-36	Seattle	66,336
2009	Jan. 10	Arizona (\$21,000)	Green Bay (\$19,000)	51-45*	Glendale	61,926
	Jan. 9	Dallas (\$21,000)	Philadelphia (\$19,000)	34-14	Dallas	92,951
2008	Jan. 4	Philadelphia (\$18,000)	Minnesota (\$20,000)	26-14	Minneapolis	61,746
	Jan. 3	Arizona (\$20,000)	Atlanta (\$18,000)	30-24	Glendale	62,848
2007	Jan. 6	N.Y. Giants (\$18,000)	Tampa Bay (\$20,000)	24-14	Tampa	65,621
	Jan. 5	Seattle (\$20,000)	Washington (\$18,000)	35-14	Seattle	68,297
2006	Jan. 7	Philadelphia (\$19,000)	N.Y. Giants (\$17,000)	23-20	Philadelphia	69,094
	Jan. 6	Seattle (\$19,000)	Dallas (\$17,000)	21-20	Seattle	68,058
2005	Jan. 8	Carolina (\$17,000)	N.Y. Giants (\$19,000)	23-0	East Rutherford	79,378
	Jan. 7	Washington (\$17,000)	Tampa Bay (\$19,000)	17-10	Tampa	65,514
2004	Jan. 9	Minnesota (\$15,000)	Green Bay (\$18,000)	31-17	Green Bay	71,075
	Jan. 8	St.L. Rams (\$15,000)	Seattle (\$18,000)	27-20	Seattle	65,397
2003	Jan. 4	Green Bay (\$18,000)	Seattle (\$15,000)	33-27*	Green Bay	71,457
	Jan. 3	Carolina (\$18,000)	Dallas (\$15,000)	29-10	Charlotte	73,014
2002	Jan. 5	San Francisco (\$17,000)	N.Y. Giants (\$12,500)	39-38	San Francisco	66,318
	Jan. 4	Atlanta (\$12,500)	Green Bay (\$17,000)	27-7	Green Bay	65,358
2001	Jan. 13	Green Bay (\$12,500)	San Francisco (\$12,500)	25-15	Green Bay	59,825
	Jan. 12	Philadelphia (\$17,000)	Tampa Bay (\$12,500)	31-9	Philadelphia	65,847

PLAYOFF GAME SUMMARIES

Season	Date	Winner (Share)	Loser (Share)	Score	Site	Attendance
2000	Dec. 31	Philadelphia (\$12,500)	Tampa Bay (\$12,500)	21-3	Philadelphia	65,813
	Dec. 30	New Orleans (\$16,000)	St.L. Rams (\$12,500)	31-28	New Orleans	64,900
1999	Jan. 9	Minnesota (\$10,000)	Dallas (\$10,000)	27-10	Minneapolis	64,056
	Jan. 8	Washington (\$16,000)	Detroit (\$10,000)	27-13	Washington	79,411
1998	Jan. 3	San Francisco (\$10,000)	Green Bay (\$10,000)	30-27	San Francisco	66,506
	Jan. 2	Arizona (\$10,000)	Dallas (\$15,000)	20-7	Dallas	62,969
1997	Dec. 28	Tampa Bay (\$10,000)	Detroit (\$10,000)	20-10	Tampa	73,361
	Dec. 27	Minnesota (\$10,000)	N.Y. Giants (\$15,000)	23-22	East Rutherford	77,497
1996	Dec. 29	San Francisco (\$10,000)	Philadelphia (\$10,000)	14-0	San Francisco	56,460
	Dec. 28	Dallas (\$14,000)	Minnesota (\$10,000)	40-15	Dallas	64,682
1995	Dec. 31	Green Bay (\$13,000)	Atlanta (\$7,500)	37-20	Green Bay	60,453
	Dec. 30	Philadelphia (\$7,500)	Detroit (\$7,500)	58-37	Philadelphia	66,099
1994	Jan. 1	Chi. Bears (\$7,500)	Minnesota (\$12,000)	35-18	Minnesota	60,347
	Dec. 31	Green Bay (\$7,500)	Detroit (\$7,500)	16-12	Green Bay	58,125
1993	Jan. 9	N.Y. Giants (\$7,500)	Minnesota (\$7,500)	17-10	East Rutherford	75,089
	Jan. 8	Green Bay (\$7,500)	Detroit (\$12,000)	28-24	Detroit	68,479
1992	Jan. 3	Philadelphia (\$6,000)	New Orleans (\$6,000)	36-20	New Orleans	68,893
	Jan. 2	Washington (\$6,000)	Minnesota (\$10,000)	24-7	Minnesota	57,353
1991	Dec. 29	Dallas (\$6,000)	Chi. Bears (\$6,000)	17-13	Chicago	62,594
	Dec. 28	Atlanta (\$6,000)	New Orleans (\$10,000)	27-20	New Orleans	68,794
1990	Jan. 6	Chi. Bears (\$10,000)	New Orleans (\$6,000)	16-6	Chicago	60,767
	Jan. 5	Washington (\$6,000)	Philadelphia (\$6,000)	20-6	Philadelphia	65,287
1989	Dec. 31	L.A. Rams (\$6,000)	Philadelphia (\$6,000)	21-7	Philadelphia	65,479
1988	Dec. 26	Minnesota (\$6,000)	L.A. Rams (\$6,000)	28-17	Minnesota	61,204
1987	Jan. 3	Minnesota (\$6,000)	New Orleans (\$6,000)	44-10	New Orleans	68,546
1986	Dec. 28	Washington (\$6,000)	L.A. Rams (\$6,000)	19-7	Washington	54,567
1985	Dec. 29	N.Y. Giants (\$6,000)	San Francisco (\$6,000)	17-3	East Rutherford	75,131
1984	Dec. 23	N.Y. Giants (\$6,000)	L.A. Rams (\$6,000)	16-13	Anaheim	67,037
1983	Dec. 26	L.A. Rams (\$6,000)	Dallas (\$6,000)	24-17	Dallas	62,118
1982	Jan. 9	Dallas (\$6,000)	Tampa Bay (\$6,000)	30-17	Dallas	65,042
	Jan. 9	Minnesota (\$6,000)	Atlanta (\$6,000)	30-24	Minnesota	60,560
	Jan. 8	Green Bay (\$6,000)	St. L. Cardinals (\$6,000)	41-16	Green Bay	54,282
	Jan. 8	Washington (\$6,000)	Detroit (\$6,000)	31-7	Washington	55,045
1981	Dec. 27	N.Y. Giants (\$3,000)	Philadelphia (\$3,000)	27-21	Philadelphia	71,611
1980	Dec. 28	Dallas (\$3,000)	L.A. Rams (\$3,000)	34-13	Dallas	63,052
1979	Dec. 23	Philadelphia (\$3,000)	Chi. Bears (\$3,000)	27-17	Philadelphia	69,397
1978	Dec. 24	Atlanta (\$3,000)	Philadelphia (\$3,000)	14-13	Atlanta	59,403

*Overtime

2020 NFC WILD CARD PLAYOFF GAMES

Mercedes-Benz Superdome, New Orleans, La.

Jan. 10, 2021, Attendance: 3,000

NEW ORLEANS 21, CHICAGO 9

Chicago	0	3	0	6	—	9
New Orleans	7	0	7	7	—	21

NO — M.Thomas 11 pass from D.Brees (W.Lutz kick)
 Chi — FG C.Santos 36
 NO — L.Murray 6 pass from D.Brees (W.Lutz kick)
 NO — A.Kamara 3 run (W.Lutz kick)
 Chi — J.Graham 19 pass from M.Trubisky

FedExField, Landover, Md.

Jan. 9, 2020, Attendance: 73,038

TAMPA BAY 31, WASHINGTON 23

Tampa Bay	9	9	0	13	—	31
Washington	0	7	9	7	—	23

TB — FG R.Succop 29
 TB — A.Brown 36 pass from T.Brady (kick blocked)
 Was — J.McKissic 2 run (D.Hopkins kick)
 TB — C.Godwin 27 pass from T.Brady (run failed)
 TB — FG R.Succop 23
 Was — FG D.Hopkins 36
 Was — T.Heinicke 8 run (pass failed)
 TB — FG R.Succop 38
 TB — L.Fournette 3 run (R.Succop kick)
 Was — S.Sims 11 pass from T.Heinicke (D.Hopkins kick)
 TB — FG R.Succop 37

Lumen Field, Seattle, Wash.

Jan. 9, 2021, Attendance: 0

L.A. RAMS 30, SEATTLE 20

L.A. Rams	3	17	0	10	—	30
Seattle	0	10	3	7	—	20

LAR — FG M.Gay 40
 Sea — FG J.Myers 50
 LAR — FG M.Gay 39
 LAR — D.Williams 42 interception return (M.Gay kick)
 Sea — D.Metcalf 51 pass from R.Wilson (J.Myers kick)
 LAR — C.Akers 5 run (M.Gay kick)
 Sea — FG J.Myers 52
 LAR — FG M.Gay 36
 LAR — R.Woods 15 pass from J.Goff (M.Gay kick)
 Sea — D.Metcalf 12 pass from R.Wilson (J.Myers kick)

SUNDAY NIGHT FOOTBALL

SUNDAY NIGHT WON-LOST RECORDS, 1978-2020

AMERICAN FOOTBALL CONFERENCE

	Balt.	Buff.	Cin.	Clev.	Den.	Hou.	Ind.	Jax.	K.C.	L.V.	L.A.C.	Mia.	N.E.	N.Y.J.	Pitt.	Tenn.
Total	15-13	12-10	3-16	2-10	27-23	5-8	22-25	5-6	17-12	19-21	16-19	19-9	32-22	10-13	29-24	11-11
2020	0-1	1-0		1-0	0-1				2-0	0-1			1-1		0-1	0-1
2019	1-0	1-0		0-1		1-0	1-0		1-2		0-1		1-2		1-2	
2018	1-0		0-1			1-0	1-0		1-2				2-1		0-1	0-1
2017	0-1				0-2	0-1	0-1		1-0	1-2		0-1	2-0		3-0	
2016					0-3	1-0	0-1		2-1	1-0			1-1		1-0	
2015			0-1		3-0	0-1	0-2						2-1		1-0	
2014	0-1		0-2		3-0		0-2		0-1		0-1		3-0		3-0	
2013			0-1		1-2	0-2	2-0		0-1	1-0	0-1		2-0		1-1	
2012	2-0		0-1		2-0	1-1					0-1		0-2		1-2	
2011	2-1						0-2		0-1		1-0		1-0	1-2	2-1	
2010	0-1						2-1				1-0	0-1	2-0	1-0	1-2	
2009	1-0		0-1				3-0				0-1		0-1	1-0	1-1	0-1
2008	1-0			0-1	0-1		2-1	0-1			2-1		0-2		2-0	
2007	0-1	0-1	0-1		1-0		1-2				1-1		3-0		1-1	1-0
2006					2-2		3-0		0-1	0-1	3-0		0-2		0-1	
2005	1-1	0-1	0-1	0-1		0-2	1-0	1-0	2-0	0-2	2-0		1-0	0-1	1-0	
2004	2-1	0-1	1-0	0-2	1-1	0-1	1-0	0-1	0-1	2-0		1-2	1-0		2-0	
2003	1-1	0-2		1-0	1-0		1-1	1-0	1-0	0-1		2-0	1-0		0-2	1-0
2002	1-0		0-1	0-1	0-2	1-0	1-1	0-1		2-0		1-1	0-2	2-0	0-1	
2001	0-1	0-1			2-0		0-2			1-1		1-0	0-1	2-0	1-0	0-1
2000	1-1	1-0					1-0	1-1		2-0	0-1	1-0		0-2	0-1	0-1
1999		2-0		0-1	0-1			1-0	1-0	0-1		1-0	2-0	0-1	1-0	0-1
1998	1-0	1-0	0-1		1-0		0-1	0-1	2-0	1-1	0-1	0-1	1-0	1-0	1-0	
1997	0-1				1-0		0-1			1-0	0-2	1-1	1-0	0-1	2-0	
1996	0-1	1-1	0-1		1-1		1-0	1-0		0-1	1-1	1-0	2-0	0-1		1-0
1995		0-2			2-1			0-1	1-0	1-1	0-1	1-0	0-1	0-1		0-1
1994	1-0	0-1			0-1		0-1		2-0	1-1	1-0	2-1	1-0	0-1	0-1	
1993		1-0	0-1		0-1		0-3		0-1	0-2	0-2	1-0	0-1	1-1	0-1	2-1
1992		1-1	1-0		2-0		0-1		1-1	2-0	1-0	1-0	0-1	1-1	1-0	1-1
1991		1-0	0-1	0-1	2-0		0-2			0-1	0-1	1-0	0-1		1-1	2-0
1990		1-0	1-1		0-2					0-2	0-1	1-0			1-2	1-1
1989							1-0			1-0	1-0	1-0	0-1	0-1		
1988					0-1					0-1	0-1	0-1	1-0		1-0	1-1
1987				0-1	0-1						1-0	2-0	0-1			
1986																
1985												1-0			0-1	
1984				0-1	1-0											
1983										1-0						
1982																
1981																
1980											0-1					
1979																
1978					1-0					0-2			1-0		0-1	

SUNDAY NIGHT FOOTBALL ALL-TIME STANDINGS

AMERICAN FOOTBALL CONFERENCE

East					South				
	W	L	T	Pct.		W	L	T	Pct.
Miami	19	9	0	.679	Tennessee	11	11	0	.500
New England	32	22	0	.593	Indianapolis	22	25	0	.468
Buffalo	12	10	0	.545	Jacksonville	5	6	0	.455
New York Jets	10	13	0	.435	Houston	5	8	0	.385
North					West				
	W	L	T	Pct.		W	L	T	Pct.
Pittsburgh	29	24	0	.547	Kansas City	17	12	0	.586
Baltimore	15	13	0	.536	Denver	27	23	0	.540
Cleveland	2	10	0	.167	Las Vegas	19	21	0	.475
Cincinnati	3	16	0	.158	Los Angeles Chargers	16	19	0	.457

SUNDAY NIGHT FOOTBALL

SUNDAY NIGHT WON-LOST RECORDS, 1978-2020

NATIONAL FOOTBALL CONFERENCE

Total	Ariz.	Atl.	Car.	Chi.	Dall.	Det.	G.B.	L.A.R.	Minn.	N.O.	N.Y.G.	Phil.	S.F.	Sea.	T.B.	Wash.
2020	1-0			0-1	0-2		3-0	1-1	0-1	1-1	0-1	2-1	1-1	2-1	0-1	1-0
2019		1-0		0-2	1-2		1-1	3-0	1-0	1-0		0-2	2-0	0-2		
2018				2-1	2-1	1-0	1-2	0-2	1-2	1-0		1-1	0-1	2-0		
2017		1-1			2-1	0-1	0-2				1-1	1-1		2-0		1-0
2016	0-1-1		0-1	0-1	3-1	0-1	2-2		1-0		1-1	0-1		2-0-1	0-1	1-0
2015	3-0		1-0		1-2	0-1	1-2		2-0	1-0	1-2	1-2	0-1	0-2		
2014	0-1		0-1	1-1	3-0		1-1			1-1	0-2	1-1	0-2	1-0		
2013		0-1	0-1	1-1	2-2		1-0		0-1	2-0	1-1	2-0	1-1	1-0		0-2
2012		1-0		0-1	1-2	0-2	2-1			1-1	1-1	1-1	2-1	1-0		1-0
2011		1-1		1-1	0-4	0-1	2-0		0-1	2-0	2-1	2-1				
2010				0-1	0-3		2-1	0-1	0-1	1-0	1-2	3-0	0-1	1-0		1-1
2009	2-1	1-0	1-0	0-3	2-1		1-0		0-2		1-2	2-1				0-1
2008			0-1	2-1	3-0		0-1		1-0		2-1	0-2		0-1	1-0	0-2
2007				1-1	3-0		0-1		0-1	1-0	1-2	0-3		0-1		2-0
2006			0-1	2-1	2-1		1-0			1-0	0-2	0-1		1-1		0-1
2005	1-0	0-1		1-0	0-1	0-1	1-0	1-0	0-1	1-0	0-1	0-1	0-1	1-0		1-0
2004				1-0	0-1		1-0	1-0	1-0	0-1	1-0	1-0	0-2		0-1	0-2
2003		1-0	0-1	0-1	0-1		1-0	1-0	1-1	1-1	0-1		0-1	1-0	0-1	0-1
2002	0-1	1-0		0-1	0-1		1-0	1-0	0-2	1-0	1-0			1-0	1-1	1-0
2001	0-1		0-1	1-0	0-1			1-0	0-1	0-2		2-0	2-0	1-1	0-1	1-0
2000	1-1	0-1	1-0	0-2	0-2		1-0	0-1	1-0		2-1	1-0				1-0
1999	0-2	0-1	1-0		0-1	1-0	1-0		0-1	0-1	0-1		0-1	2-0	0-2	2-0
1998	1-0	1-0	0-1	0-2	1-0	1-0			2-0	0-1	0-1	0-1	1-0	0-2	0-1	0-1
1997	1-0	0-1	1-1	1-1	0-1	0-2	1-0	0-1	1-0	1-0	0-0-1	0-1	0-1	1-0	1-0	1-0-1
1996	0-1	0-1	1-0			0-1	1-0	0-1	2-0	0-1	0-2	1-0	1-0	0-1	0-1	1-0
1995	0-1		0-1		1-0		1-1		0-1	1-0	1-0	2-0	1-0	1-0	1-0	0-1
1994	1-1	0-2		1-0		1-1		0-1		1-0	1-0	1-0	1-0	0-1	0-1	0-1
1993	0-1			1-0	1-0	1-0	2-0		1-2	1-0	0-1	1-0	1-0	0-1	1-0	1-0
1992	0-1			0-1			1-0	1-1		1-1	1-1	1-0	1-0	0-1	0-1	0-1
1991	0-1	1-0			1-0	0-1		0-2	1-1	1-1	0-1			1-1	0-1	2-0
1990	0-1	1-0		1-1	0-1	1-1	0-1	0-1	2-0		1-0	0-2	1-0	2-0	1-0	1-0
1989				0-1	1-0			1-0	1-0	0-1				1-0		0-1
1988					0-1			1-0	1-0	0-1	1-0		0-1	1-0		0-1
1987				1-0	0-1			0-1	0-1		1-0		2-0	1-0		0-1
1986					0-1			1-0								
1985					1-0						0-1					
1984					1-0					0-1						
1983					0-1											
1982		1-0											0-1			
1981					1-0			0-1								
1980					1-0											
1979					1-0			0-1								
1978								1-0								

SUNDAY NIGHT FOOTBALL ALL-TIME STANDINGS

NATIONAL FOOTBALL CONFERENCE

East					South				
W	L	T	Pct.	W	L	T	Pct.		
Philadelphia	26	23	0	.531	New Orleans	22	15	0	.595
Washington	19	17	1	.527	Atlanta	11	10	0	.524
Dallas	35	36	0	.493	Carolina	6	10	0	.375
New York Giants	22	31	1	.417	Tampa Bay	6	13	0	.278
North					West				
W	L	T	Pct.	W	L	T	Pct.		
Green Bay	30	16	0	.652	Seattle	27	16	1	.625
Minnesota	20	20	0	.500	San Francisco	17	16	0	.515
Chicago	18	26	0	.409	Los Angeles Rams	14	15	0	.483
Detroit	6	13	0	.316	Arizona	11	15	1	.426

MONDAY NIGHT FOOTBALL

MONDAY NIGHT WON-LOST RECORDS, 1970-2020

AMERICAN FOOTBALL CONFERENCE

Total	Balt.	Buff.	Cin.	Clev.	Den.	Hou.	Ind.	Jax.	K.C.	L.V.	L.A.C.	Mia.	N.E.	N.Y.J.	Pitt.	Tenn.
2020	1-1	2-1	1-0	0-1	0-1				3-0	1-0	0-1		1-2	0-1	1-2	1-0
2019	1-0		0-1	1-1	0-1	0-1			1-0	1-0	0-1	0-1	1-0	0-2	2-0	
2018		0-1			0-2	1-0			1-1	1-1			1-0	1-0	1-0	1-1
2017	1-0		0-1		1-1	0-1	0-1		2-0	0-1	0-1	1-1	0-1		1-0	1-0
2016	0-1	0-1	0-1		1-0	0-2	1-0			1-0			1-0	0-2	1-0	
2015	1-1	0-1	0-2	0-1	1-0	1-0	0-2		0-1		0-2	0-1	1-0	1-0	1-0	
2014	1-0		1-0		0-1	0-1	1-1		1-0		0-1	1-0	0-1	0-2	2-0	0-1
2013	1-0		1-0		1-0	1-0	0-1			0-1	1-1	0-2	0-1	1-0	0-1	
2012	1-0		0-1		1-1	1-1			0-1	0-1	1-1		1-0	0-2	1-0	1-0
2011	0-1				0-1		0-1	1-1	1-1	1-0	1-1	0-2	2-0	1-0	0-1	
2010	2-0		0-1		0-1	0-2	1-0	0-1	1-0		1-1	0-1	2-0	1-2	1-0	1-0
2009	1-1	0-1		0-1	1-1	0-1	1-0			0-1	1-1	1-1	1-1	0-1	1-0	1-0
2008	0-1	0-1		2-1	1-1	1-0	0-1	0-1		0-1	1-0		1-0	0-1	2-0	1-0
2007	0-3	0-1	1-1		1-2		1-0	0-1			1-0	0-1	2-0		2-0	1-1
2006	0-1		0-1		1-0		1-0	2-0	0-1	0-2	1-0	0-1	1-0	1-0	0-1	
2005	1-1				1-0		3-0		0-1		0-1		1-1	0-2	2-1	
2004	0-1		1-0		0-1		1-0		2-1			1-1	1-1	1-0		1-1
2003				0-1	1-1		1-0		1-0	0-3	0-1	1-1	1-0	1-0	0-1	0-1
2002	1-0				0-2		0-1			2-0		1-1	1-1	0-1	2-1	1-0
2001	2-0				1-1		0-1	0-1		1-0		1-0		0-1	1-0	0-2
2000		0-1			1-1		2-0	0-2	1-1	0-1		0-1	1-1	2-0		3-0
1999		1-0			1-2			2-0	0-1	0-1		1-2	0-1	2-1	1-0	
1998					2-1			2-0	0-2			1-2	1-2	1-0	2-1	
1997		1-1			2-1		0-1	1-0	2-0	0-2		1-2	1-2		0-2	
1996		0-2			1-0		1-0		0-2	2-1	1-1	1-2			3-0	
1995		1-1		0-2	1-0				1-1	0-2	1-1	2-1	1-0		1-1	
1994		1-1			0-2				1-1	1-1	0-1	1-0			2-0	0-3
1993		2-1		1-0	0-2		0-1		2-0	1-0	2-0	1-2			3-0	0-1
1992		2-0	0-1	0-1	0-2				1-0	0-2		2-1		0-1	1-0	1-0
1991		2-1	0-2						2-1	0-2		1-1		0-1	0-1	1-1
1990		1-1	1-1	1-1	1-1		0-1		0-1	2-0		0-1		0-1	1-0	1-0
1989		1-2	1-2	1-1	2-0					1-0				0-1	1-0	1-0
1988		2-0		1-2	0-2		1-1			1-1		1-1		0-1		1-0
1987				1-0	2-1					1-1		1-1	1-1	2-1		
1986			1-0	1-0	1-1				0-1	0-1	1-2	1-0	1-1	1-1	0-2	
1985			1-0	1-0	1-0					2-0	0-1	2-1	0-1	1-0	0-2	
1984		0-1	0-1		1-0					2-1	1-2	3-0		0-1	1-1	
1983		0-1	0-2						0-1	1-0	1-1	1-1		2-0	1-0	
1982		0-1	0-1							1-0	1-1	1-1		1-0	1-0	0-1
1981		1-1		0-1	1-0					2-1	2-1	1-1	0-1		1-1	0-1
1980				1-1	1-2					3-0	1-0	1-1	1-2	1-0	0-2	2-0
1979				1-0	0-2					2-0	1-0	0-2	0-2	1-1	2-1	2-0
1978			1-2		1-1		2-1			1-0	1-0	2-1	0-2		1-1	2-0
1977		0-1	0-1	1-0			1-1		0-1	2-0		1-0	0-1		2-0	
1976		0-2	1-1				2-0		0-1	2-0		1-1	1-0	0-1	0-1	0-1
1975		0-2	1-0		1-1				1-0	2-0	1-0	1-1	0-1	0-1	1-0	0-1
1974		1-0	0-1		0-2				1-0	0-1		2-0		0-1	2-0	
1973		1-0		0-1	0-0-1				1-1	0-0-1		2-0		0-1	1-1	
1972				1-0			1-0		1-0	2-0	0-1	1-0	0-1	0-1		0-1
1971				0-1			1-1		2-0	1-0	1-0	1-0		0-1	0-1	
1970			0-1	2-0			1-1		1-0	1-0	0-1	1-0		0-1	1-0	0-1

MONDAY NIGHT FOOTBALL ALL-TIME STANDINGS

AMERICAN FOOTBALL CONFERENCE

East					South				
	W	L	T	Pct.		W	L	T	Pct.
New England	27	27	0	.500	Tennessee	24	18	0	.571
Miami	42	43	0	.494	Indianapolis	23	18	0	.561
Buffalo	19	27	0	.413	Jacksonville	8	7	0	.533
N.Y. Jets	22	34	0	.393	Hou. Texans	5	9	0	.357
North					West				
	W	L	T	Pct.		W	L	T	Pct.
Pittsburgh	49	26	0	.653	Kansas City	30	19	0	.612
Bal. Ravens	14	12	0	.538	Las Vegas	41	29	1	.585
Cleveland	16	17	0	.485	L.A. Chargers	22	25	0	.468
Cincinnati	12	25	0	.324	Denver	32	42	1	.433

MONDAY NIGHT FOOTBALL

MONDAY NIGHT WON-LOST RECORDS, 1970-2020

NATIONAL FOOTBALL CONFERENCE

	Ariz.	Atl.	Car.	Chi.	Dall.	Det.	G.B.	L.A.R.	Minn.	N.O.	N.Y.G.	Phil.	S.F.	Sea.	T.B.	Wash.
Total	10-16-1	15-28	10-7	32-40	47-35	16-19-1	35-32-1	30-33	30-34	23-23	25-43-1	36-28	49-29	27-10	12-12	29-45
2020	1-0	0-1		0-2	0-1		1-0	2-0	1-0	1-1	0-2	0-1	0-1	1-0	1-1	1-0
2019				1-0	1-0	0-1	2-0	0-1	0-2	2-0	0-2	1-0	1-1	2-0		0-1
2018		1-0	0-1	1-0	0-1	0-1	1-0	2-0	0-1	2-0	1-1	1-0	0-2	1-1	0-1	0-2
2017	0-1	2-0	1-0	0-1	1-0	2-0	0-1		2-0	0-1	0-1	2-0		0-1	0-1	0-2
2016	1-0	1-0	1-1	1-1	1-0	0-1	1-0	0-1	1-1	0-1	1-1	1-1	1-0	1-0	1-0	0-2
2015	1-0	1-0	1-0	1-0	1-0	1-1	1-0		0-1	0-1	1-1	1-1	1-0	1-0		0-1
2014	1-0	0-1	0-1	1-1	0-1	1-0	1-0	0-1		1-1	0-2	2-0	1-0	1-0		1-1
2013		0-2	1-0	2-0	0-1	0-1	0-1	0-1	0-1	1-1	1-0	1-0	2-0	2-0	1-0	0-2
2012	0-1	1-0	1-0	2-1	0-1	0-1	0-1			1-0	0-1	0-2	2-0	1-0		1-0
2011		0-1		1-1	1-0	1-0	1-0	0-2	0-1	2-0	1-1	0-1	1-0	1-0	1-0	0-1
2010	0-1	0-1		2-0	0-1		0-1		0-2	2-0	1-0	1-0	1-1			0-1
2009	0-1	0-1	0-1	1-0	1-0		1-1		1-1	2-0	1-0	1-0	1-0			0-2
2008	1-0		1-0	1-0	1-0		1-2		1-1	1-1	0-1	1-1	0-1		0-1	0-1
2007	0-1	0-2		0-1	1-0		1-0		1-0	1-1	1-0	0-1	1-1	1-0		1-0
2006	0-1	0-1	1-1	2-0	0-1		0-2	0-1	1-1	1-0	1-1	2-0		2-0	0-1	0-1
2005		3-0	1-0		1-1		0-3	0-1	1-0	0-2	1-0	0-3		1-0		1-0
2004			0-1		2-1		2-1	2-1	0-2			2-1		0-1	0-1	0-1
2003		0-1		0-1	1-0		2-1	2-0			0-2	2-1	1-0			2-1
2002				0-3			2-0	2-1			0-1	3-0	1-2	0-1	1-1	0-1
2001					1-0	0-1	2-0	2-1	1-1	0-1	0-3	1-0	1-0		1-0	0-2
2000			1-0		1-1		1-1	1-2	1-1					0-1	1-1	1-2
1999	0-1	1-2			1-2		1-2		2-1		1-0		1-2	1-0		1-0
1998					2-0	1-1	0-3		1-0		0-2	0-1	3-0		1-1	0-1
1997			1-1	1-1	1-2		3-0		0-1			0-2	3-0			1-0
1996		0-1		2-0	2-1	0-2	2-1		0-1			0-2	2-1			
1995	0-1			1-2	3-0	2-0	1-0		0-2		0-1	0-1	2-1			
1994				0-2	2-1	1-0	1-0		2-0	0-2	1-2	2-0	2-1			
1993		0-1		0-1	1-1		0-1		1-0	0-2	1-0	1-1	1-2			1-2
1992		0-2		0-3	2-1	0-1			1-0	1-0	1-0	1-0	2-0	1-0		1-2
1991				2-1	0-1			0-1	0-1	1-0	2-1	2-1	2-1			2-0
1990						0-1		0-3	0-1	1-1	1-1	2-0	3-0	1-0		0-1
1989				1-1				0-2	1-1	1-1	2-1	0-2	3-0	1-0		0-2
1988	0-1			1-2	1-1			1-0	1-0	1-0	1-1	1-0	1-1	1-0		0-2
1987				1-2	2-1			1-2	1-0			0-3	2-0	0-2		1-1
1986	0-1			2-1	2-0	0-1	0-1	1-0			2-1		0-2	2-0		1-1
1985	1-1			1-1	1-1		0-1	2-1			0-1		1-2	0-2		2-1
1984		0-2		0-1	1-1	0-1	0-1	1-1		1-0	0-1		2-0	2-0		1-1
1983	0-0-1	0-1			1-1	2-0	2-1	1-0	0-1	0-1	1-1-1		1-0		0-1	1-2
1982					1-2	0-1	1-0		1-0		0-1					1-0
1981		1-2		0-2	2-0	1-0		2-0	0-3			1-1		1-0		
1980				1-1	1-1			2-0		0-1	0-1	1-0		0-1	0-1	0-2
1979		1-2			0-2		1-0	1-0	0-1	0-1	0-1	1-1		2-0		1-0
1978		1-0		0-3	1-1			0-2	2-0				0-1			1-1
1977	2-0			1-0	1-1		0-1	1-1	0-1		0-1		0-2			1-1
1976	0-1				1-0			0-2	1-1			0-1	2-0			2-0
1975	0-1			0-1	1-1	0-1	0-1	1-0	1-0		1-0	0-1				1-0
1974	0-1	0-1		1-0	0-1	1-0	0-1	1-1	1-0	0-1		1-0	0-2			2-0
1973		1-1		0-1	1-1	1-0	1-1	1-0	0-1	0-1	0-1		1-0			1-1
1972	0-1	0-1		1-0	1-0	0-2	1-0	1-0	0-2	0-1	1-0	0-1	0-1			2-0
1971	1-1	1-0		0-1	1-0	0-1-1	0-1-1	0-2	2-0		0-1		0-1			1-0
1970	1-0	0-1		0-1	0-1	2-0	1-1	0-2	1-0		0-1	1-0				0-1

MONDAY NIGHT FOOTBALL ALL-TIME STANDINGS

NATIONAL FOOTBALL CONFERENCE

East	W	L	T	Pct.	South	W	L	T	Pct.
Dallas	47	35	0	.573	Carolina	10	7	0	.588
Philadelphia	36	28	0	.563	New Orleans	23	23	0	.500
Washington	29	45	0	.392	Tampa Bay	12	12	0	.500
N.Y. Giants	25	43	1	.370	Atlanta	15	28	0	.349
North	W	L	T	Pct.	West	W	L	T	Pct.
Green Bay	35	32	*1	.522	Seattle	27	10	0	.730
Minnesota	30	34	0	.469	San Francisco	49	29	0	.628
Detroit	16	19	*1	.457	L.A. Rams	30	33	0	.476
Chicago	32	40	0	.444	Arizona	10	16	1	.389

*From 1970-71, tie games were not included in winning percentage.

MONDAY NIGHT FOOTBALL

MONDAY NIGHT RECORDS

Compiled by Elias Sports Bureau

*NFL record; Does not include games rescheduled to Monday

SCORING

TOUCHDOWNS

Most Touchdowns, Career

- 36 Jerry Rice, San Francisco, 1985-2000;
Oakland, 2001-04; Seattle 2004
- 24 Emmitt Smith, Dallas, 1990-2002; Arizona 2003-04
- 20 Terrell Owens, San Francisco, 1996-2003;
Philadelphia, 2004-05; Dallas, 2006-08;
Buffalo, 2009; Cincinnati, 2010

Most Touchdowns, Game

- 4 Ron Johnson, N.Y. Giants at Philadelphia,
Oct. 2, 1972
- Earl Campbell, Hou. Oilers vs. Miami, Nov. 20, 1978
- Marcus Allen, L.A. Raiders vs. S.D. Chargers,
Sept. 24, 1984
- Eric Dickerson, Indianapolis vs. Denver,
Oct. 31, 1988
- Emmitt Smith, Dallas at N.Y. Giants, Sept. 4, 1995
- Marshall Faulk, St. L. Rams at Tampa Bay,
Dec. 18, 2000

FIELD GOALS

Most Field Goals, Career

- 52 Adam Vinatieri, New England, 1996-2005;
Indianapolis, 2006-19
- 51 Gary Anderson, Pittsburgh, 1982-94; Philadelphia,
1995-96; San Francisco, 1997;
Minnesota, 1998-2002; Tennessee, 2003-04
- 50 Jason Elam, Denver, 1993-2007; Atlanta, 2008-09

Most Field Goals, Game

- 7 Chris Boniol, Dallas vs. Green Bay, Nov. 18, 1996*
- Billy Cundiff, Dallas at N.Y. Giants, Sept. 15, 2003 (OT)*
- 6 Dan Bailey, Dallas vs. Washington, Sept. 26, 2011
- Justin Tucker, Bal. Ravens at Detroit,
December 16, 2013
- 5 Tim Mazzetti, Atlanta vs. L.A. Rams, Oct. 30, 1978
- Roger Ruzek, Dallas at L.A. Rams, Dec. 21, 1987
- Rich Karlis, Minnesota vs. Cincinnati, Dec. 25, 1989
- Nick Lowery, Kansas City vs. Denver, Sept. 20, 1993
- Chris Jacke, Green Bay vs. San Francisco,
Oct. 14, 1996 (OT)
- Richie Cunningham, Dallas vs. Philadelphia,
Sept. 15, 1997
- Phil Dawson, Cle. Browns vs. Buffalo, Nov. 17, 2008
- Nick Folk, N.Y. Jets vs. Minnesota, Oct. 11, 2010
- Nate Kaeding, S.D. Chargers at Oakland, Sept. 10, 2012
- Ryan Succop, Tennessee vs. Indianapolis,
Oct. 16, 2017
- Harrison Butker, Kansas City vs. Denver,
Oct. 30, 2017
- Matt Prater, Detroit at Green Bay, Oct. 14, 2019

RUSHING

YARDS GAINED

Most Yards Gained, Career

- 2,434 Emmitt Smith, Dallas, 1990-2002; Arizona, 2003-04
- 1,897 Tony Dorsett, Dallas, 1977-87; Denver, 1988
- 1,769 Thurman Thomas, Buffalo, 1988-99; Miami, 2000

Most Yards Gained, Game

- 221 Bo Jackson, L.A. Raiders at Seattle, Nov. 30, 1987
- 216 Ricky Williams, Miami vs. Chi. Bears, Dec. 9, 2002
- 214 Thurman Thomas, Buffalo at N.Y. Jets,
Sept. 24, 1990

Longest Run From Scrimmage, Game (all TDs)

- 99 Tony Dorsett, Dallas at Minnesota, Jan. 3, 1983*
- 97 Lamar Miller, Hou. Texans vs. Tennessee,
Nov. 26, 201
- 94 Chris Johnson, Tennessee vs. N.Y. Jets,
Dec. 17, 2012

TOUCHDOWNS

Most Rushing Touchdowns, Career

- 23 Emmitt Smith, Dallas, 1990-2002; Arizona, 2003-04

- 17 Marcus Allen, L.A. Raiders, 1982-92;
Kansas City, 1993-97
- 14 Eric Dickerson, L.A. Rams, 1983-87; Indianapolis,
1987-91; L.A. Raiders, 1992; Atlanta, 1993

Most Rushing Touchdowns, Game

- 4 Earl Campbell, Hou. Oilers vs. Miami, Nov. 20, 1978
- Eric Dickerson, Indianapolis vs. Denver, Oct. 31, 1988
- Emmitt Smith, Dallas at N.Y. Giants, Sept. 4, 1995

PASSING

YARDS GAINED

Most Yards Gained, Career

- 9,654 Dan Marino, Miami, 1983-99
- 9,068 Brett Favre, Atlanta, 1991; Green Bay, 1992-2007;
N.Y. Jets, 2008; Minnesota, 2009-10
- 8,193 Drew Brees, S.D. Chargers, 2001-05;
New Orleans, 2006-20

Most Yards Gained, Game

- 517 Tom Brady, New England vs. Miami, Sept. 12, 2011
- 478 Patrick Mahomes, Kansas City at L.A. Rams,
Nov. 19, 2018
- 458 Joe Montana, San Francisco at L.A. Rams,
Dec. 11, 1989

Longest Pass Play

- 99 Brett Favre to Robert Brooks, Green Bay at
Chi. Bears, Sept. 11, 1995 (TD)*
- Tom Brady to Wes Welker, New England vs. Miami,
Sept. 12, 2011*
- 97 Bernie Kosar to Webster Slaughter, Cle. Browns vs.
Chi. Bears, Oct. 23, 1989 (TD)
- 95 Joe Montana to John Taylor, San Francisco at
L.A. Rams, Dec. 11, 1989 (TD)

TOUCHDOWNS

Most Touchdown Passes, Career

- 74 Dan Marino, Miami, 1983-99
- 69 Brett Favre, Atlanta, 1991; Green Bay, 1992-2007;
N.Y. Jets, 2008; Minnesota, 2009-10
- 58 Drew Brees, S.D. Chargers, 2001-05;
New Orleans, 2006-20

Most Touchdown Passes, Game

- 6 Patrick Mahomes, Kansas City at L.A. Rams,
Nov. 19, 2018
- 5 Dave Krieg, Seattle vs. L.A. Raiders, Nov. 28, 1988
- Jim Kelly, Buffalo vs. Cincinnati, Oct. 21, 1991
- Vinny Testaverde, N.Y. Jets vs. Miami, Oct. 23, 2000 (OT)
- Ben Roethlisberger, Pittsburgh vs. Bal. Ravens,
Nov. 5, 2007
- Drew Brees, New Orleans vs. New England,
Nov. 30, 2009
- Aaron Rodgers, Green Bay vs. Kansas City,
Sept. 28, 2015
- Lamar Jackson, Bal. Ravens at L.A. Rams,
Nov. 25, 2019

RECEIVING

PASS RECEPTIONS

Most Pass Receptions, Career

- 254 Jerry Rice, San Francisco, 1985-2000;
Oakland, 2001-04; Seattle, 2004
- 124 Andre Reed, Buffalo, 1985-99; Washington, 2000
- 123 Cris Carter, Philadelphia, 1987-89; Minnesota,
1990-2001; Miami, 2002

Most Pass Receptions, Game

- 14 Herman Moore, Detroit vs. Chi. Bears, Dec. 4, 1995
- Jerry Rice, San Francisco vs. Minnesota, Dec. 18, 1995
- 13 Andre Reed, Buffalo vs. Denver, Sept. 18, 1989
- Terrell Owens, San Francisco vs. Philadelphia,
Nov. 25, 2002
- Darren McFadden, Oakland vs. S.D. Chargers,
Sept. 10, 2012
- Jason Witten, Dallas vs. Chi. Bears, Oct. 1, 2012
- Larry Fitzgerald, Arizona vs. Dallas, Sept. 25, 2017
- Davante Adams, Green Bay at Minnesota,
Dec. 23, 2019

MONDAY NIGHT RECORDS**YARDS GAINED****Most Yards Gained, Career**

- 4,029 Jerry Rice, San Francisco, 1985-2000;
Oakland, 2001-04; Seattle, 2004
- 1,783 Andre Reed, Buffalo, 1985-99; Washington, 2000
- 1,697 Terrell Owens, San Francisco, 1996-2003;
Philadelphia, 2004-05; Dallas, 2006-08;
Buffalo, 2009; Cincinnati, 2010

Most Yards Gained, Game

- 289 Jerry Rice, San Francisco vs. Minnesota,
Dec. 18, 1995
- 286 John Taylor, San Francisco at L.A. Rams,
Dec. 11, 1989
- 260 Wes Chandler, S.D. Chargers vs. Cincinnati,
Dec. 20, 1982

TOUCHDOWNS**Most Receiving Touchdowns, Career**

- 34 Jerry Rice, San Francisco, 1985-2000;
Oakland, 2001-04; Seattle, 2004
- 20 Terrell Owens, San Francisco, 1996-2003;
Philadelphia, 2004-05; Dallas, 2006-08;
Buffalo, 2009; Cincinnati, 2010
- 18 Randy Moss, Minnesota, 1998-2004;
Oakland, 2005-06; New England, 2007-10;
Minnesota, 2010; Tennessee, 2010;
San Francisco, 2012

Most Receiving Touchdowns, Game

- 3 Ron Johnson, N.Y. Giants at Philadelphia,
Oct. 2, 1972
- Wesley Walker, N.Y. Jets at Detroit, Dec. 6, 1982
- Steve Largent, Seattle at San Diego, Oct. 29, 1984
- Mark Clayton, Miami vs. Dallas, Dec. 17, 1984
- Jerry Rice, San Francisco vs. Chi. Bears,
Dec. 14, 1987
- Jerry Rice, San Francisco vs. Minnesota,
Dec. 18, 1995
- Lamar Thomas, Miami vs. Denver, Dec. 21, 1998
- Ed McCaffrey, Denver vs. Miami, Sept. 13, 1999
- Randy Moss, Minnesota vs. N.Y. Giants,
Nov. 19, 2001
- Isaac Bruce, St.L. Rams at New Orleans,
Dec. 17, 2001
- Terrell Owens, Philadelphia at Dallas, Nov. 15, 2004
- Drew Bennett, Tennessee vs. Kansas City,
Dec. 13, 2004
- Marvin Harrison, Indianapolis vs. Cincinnati,
Dec. 18, 2006
- Randall Cobb, Green Bay vs. Kansas City,
Sept. 28, 2015
- Dwayne Allen, Indianapolis vs. N.Y. Jets, Dec. 5, 2016
- Taylor Gabriel, Chi. Bears at Washington,
Sept. 23, 2019
- Robert Tonyan, Green Bay vs. Atlanta, Oct. 5, 2020
- Stefon Diggs, Buffalo at New England, Dec. 28, 2020

YARDS FROM SCRIMMAGE**Most Scrimmage Yards, Career**

- 4,116 Jerry Rice, San Francisco, 1985-2000;
Oakland, 2001-04; Seattle, 2004
- 2,836 Emmitt Smith, Dallas, 1990-2002; Arizona, 2003-04
- 2,567 Tony Dorsett, Dallas, 1977-87; Denver, 1988

INTERCEPTIONS BY**Most Interceptions, Career**

- 11 Everson Walls, Dallas, 1981-89; N.Y. Giants,
1990-92; Cle. Browns, 1992-93
- 9 Merton Hanks, San Francisco, 1991-98;
Seattle, 1999
- 8 Emmitt Thomas, Kansas City, 1966-78
- Darren Sharper, Green Bay, 1997-2004; Minnesota,
2005-08; New Orleans, 2009-10

Most Interceptions, Game

- 4 Dick Anderson, Miami vs. Pittsburgh, Dec. 3, 1973*

- 3 Johnny Robinson, Kansas City at Bal. Colts,
Sept. 28, 1970
- Charlie Babb, Miami vs. Oakland, Sept. 22, 1975
- Charles Phillips, Oakland vs. Denver, Dec. 8, 1975
- Mark Murphy, Washington at S.D. Chargers,
Oct. 31, 1983
- Ken Easley, Seattle at S.D. Chargers, Oct. 29, 1984
- Dwayne Harper, S.D. Chargers vs. Oakland,
Nov. 27, 1995
- Marcus Coleman, N.Y. Jets vs. Miami,
Oct. 23, 2000 (OT)
- Keith Bulluck, Tennessee vs. New Orleans,
Sept. 24, 2007

Longest Interception Return (all TDs)

- 102 Eddie Anderson, L.A. Raiders at Miami,
Dec. 14, 1992
- 101 Lito Sheppard, Philadelphia at Dallas, Nov. 15, 2004
- 100 Darrelle Revis, N.Y. Jets vs. Miami, Oct. 17, 2011

SACKS**Most Sacks, Career**

- 24.5 Bruce Smith, Buffalo, 1985-99; Washington,
2000-03
- 20.0 Richard Dent, Chi. Bears, 1983-93, 1995;
San Francisco, 1994; Indianapolis, 1996;
Philadelphia, 1997
- 18.0 Kevin Greene, L.A. Rams, 1985-92; Pittsburgh,
1993-95; Carolina, 1996, 1998-99;
San Francisco, 1997

PUNTING**Highest Punt Average, Career (Minimum: 25 Punts)**

- 48.03 Shane Lechler, Oakland, 2000-12;
Hou. Texans, 2013-17
- 47.56 Sam Martin, Detroit, 2013-19; Denver, 2020
- 47.05 Mike Scifres, S.D. Chargers, 2003-15

Longest Punt

- 90 Rodney Williams, N.Y. Giants at Denver,
Sept. 10, 2001
- 83 Bryan Barker, Jacksonville vs. N.Y. Jets, Oct. 11, 1999
- 77 Shane Lechler, Oakland vs. Denver, Sept. 12, 2011

PUNT RETURNS**Longest Punt Return**

- 99 Dwayne Harris, Oakland vs. Denver,
Dec. 24, 2018 (TD)
- 95 John Taylor, San Francisco vs. Washington,
Nov. 21, 1988 (TD)
- 94 Dennis McKinnon, Chi. Bears vs. N.Y. Giants,
Sept. 14, 1987 (TD)
- Dexter McCluster, Kansas City vs. S.D. Chargers,
Sept. 13, 2010 (TD)

KICKOFF RETURNS**Longest Kickoff Return (all TDs)**

- 105 Terry Fair, Detroit vs. Tampa Bay, Sept. 28, 1998
- 104 Allen Rossum, San Francisco vs. Arizona,
Nov. 10, 2008
- Cordarrelle Patterson, Chi. Bears vs. Minnesota,
Nov. 16, 2020
- 103 Terrence McGee, Buffalo vs. Dallas, Oct. 8, 2007
- Brandon Tate, New England at Miami, Oct. 4, 2010
- David Reed, Bal. Ravens at Hou. Texans,
Dec. 13, 2010

FUMBLES**Longest Fumble Return (all TDs)**

- 99 Don Griffin, San Francisco vs. Chi. Bears,
Dec. 23, 1991
- 96 Joe Lavender, Philadelphia vs. Dallas, Sept. 23, 1974
- 93 Adam Archuleta, St. L. Rams vs. Tampa Bay,
Oct. 18, 2004 (TD)

INTERNATIONAL GAMES

NFL INTERNATIONAL GAMES (97)

REGULAR-SEASON GAMES (38)

(Home Team in capitals)

Date	Site	Stadium	Teams
Oct. 2, 2005	Mexico City, Mexico	Estadio Azteca	ARIZONA 31, San Francisco 14
Oct. 28, 2007	London, England	Wembley Stadium	New York Giants 13, MIAMI 10
Oct. 26, 2008	London, England	Wembley Stadium	NEW ORLEANS 37, S. D. Chargers 32
Dec. 7, 2008	Toronto, Canada	Rogers Centre	Miami 16, BUFFALO 3
Oct. 25, 2009	London, England	Wembley Stadium	New England 35, TAMPA BAY 7
Dec. 3, 2009	Toronto, Canada	Rogers Centre	New York Jets 19, BUFFALO 13
Oct. 31, 2010	London, England	Wembley Stadium	SAN FRANCISCO 24, Denver 16
Oct. 23, 2011	Toronto, Canada	Rogers Centre	Chicago 22, BUFFALO 19
Oct. 30, 2011	London, England	Wembley Stadium	Chicago 24, TAMPA BAY 18
Oct. 28, 2012	Toronto, Canada	Rogers Centre	BUFFALO 23, Washington 0
Dec. 16, 2012	London, England	Wembley Stadium	New England 45, ST. LOUIS RAMS 7
Sept. 29, 2013	Toronto, Canada	Rogers Centre	Seattle 50, BUFFALO 17
Oct. 27, 2013	London, England	Wembley Stadium	MINNESOTA 34, Pittsburgh 27
Dec. 1, 2013	London, England	Wembley Stadium	San Francisco 42, JACKSONVILLE 10
Sept. 28, 2014	Toronto, Canada	Rogers Centre	Atlanta 34, BUFFALO 31 (OT)
Oct. 26, 2014	London, England	Wembley Stadium	Miami 38, OAKLAND 14
Nov. 9, 2014	London, England	Wembley Stadium	Detroit 22, ATLANTA 21
Oct. 4, 2015	London, England	Wembley Stadium	Dallas 31, JACKSONVILLE 17
Oct. 25, 2015	London, England	Wembley Stadium	New York Jets 27, MIAMI 14
Nov. 1, 2015	London, England	Wembley Stadium	JACKSONVILLE 34, Buffalo 31
Oct. 2, 2016	London, England	Wembley Stadium	KANSAS CITY 45, Detroit 10
Oct. 23, 2016	London, England	Wembley Stadium	JACKSONVILLE 30, Indianapolis 27
Oct. 30, 2016	London, England	Twickenham Stadium	New York Giants 17, LOS ANGELES RAMS 10
Nov. 21, 2016	London, England	Wembley Stadium	CINCINNATI 27, Washington 27 (OT-tie)
Sept. 24, 2017	Mexico City, Mexico	Estadio Azteca	OAKLAND 27, Houston 20
Oct. 1, 2017	London, England	Wembley Stadium	JACKSONVILLE 44, Baltimore 7
Oct. 22, 2017	London, England	Wembley Stadium	New Orleans 20, MIAMI 0
Oct. 29, 2017	London, England	Twickenham Stadium	LOS ANGELES RAMS 33, Arizona 0
Nov. 19, 2017	London, England	Twickenham Stadium	Minnesota 33, CLEVELAND 16
Oct. 14, 2018	Mexico City, Mexico	Estadio Azteca	New England 33, OAKLAND 8
Oct. 21, 2018	London, England	Wembley Stadium	Seattle 27, OAKLAND 3
Oct. 28, 2018	London, England	Wembley Stadium	LOS ANGELES CHARGERS 20, Tennessee 19
Oct. 6, 2019	London, England	Wembley Stadium	Philadelphia 24, JACKSONVILLE 18
Oct. 13, 2019	London, England	Tottenham Stadium	OAKLAND 24, Chicago 21
Oct. 27, 2019	London, England	Tottenham Stadium	Carolina 37, TAMPA BAY 26
Nov. 3, 2019	London, England	Wembley Stadium	LOS ANGELES RAMS 24, Cincinnati 10
Nov. 18, 2019	London, England	Wembley Stadium	Houston 26, JACKSONVILLE 3
	Mexico City, Mexico	Estadio Azteca	Kansas City 24, LOS ANGELES CHARGERS 17

PRESEASON GAMES (59)

Aug. 12, 1950	Ottawa, Canada	New York Giants 27, Ottawa Rough Riders 6
Aug. 11, 1951	Ottawa, Canada	New York Giants 41, Ottawa Rough Riders 18
Aug. 5, 1959	Toronto, Canada	Chicago Cardinals 55, Toronto Argonauts 26
Aug. 3, 1960	Toronto, Canada	Pittsburgh 43, Toronto Argonauts 16
Aug. 15, 1960	Toronto, Canada	Chicago Bears 16, N.Y. Giants 7
Aug. 2, 1961	Toronto, Canada	St. Louis Cardinals 36, Toronto Argonauts 7
Aug. 5, 1961	Montreal, Canada	Chicago Bears 34, Montreal Alouettes 16
Aug. 8, 1961	Hamilton, Canada	Hamilton Tiger-Cats 38, Buffalo 21
Aug. 25, 1969	Montreal, Canada	Detroit 22, Boston Patriots 9
Sept. 11, 1969	Montreal, Canada	Pittsburgh 17, New York Giants 13
Aug. 16, 1976	Tokyo, Japan	St. Louis Cardinals 20, San Diego Chargers 10
Aug. 5, 1978	Mexico City, Mexico	New Orleans 14, Philadelphia 7
Aug. 6, 1983	London, England	Minnesota 28, St. Louis Cardinals 10
* Aug. 3, 1986	London, England	Chicago Bears 17, Dallas 6
* Aug. 9, 1987	London, England	Los Angeles Rams 28, Denver 27
* July 31, 1988	London, England	Miami 27, San Francisco 21
Aug. 14, 1988	Goteborg, Sweden	Minnesota 28, Chicago Bears 21
Aug. 18, 1988	Montreal, Canada	New York Jets 11, Cleveland 7
* Aug. 5, 1989	Tokyo, Japan	Los Angeles Rams 16, San Francisco 13 (OT)
* Aug. 6, 1989	London, England	Philadelphia 17, Cleveland 13
* Aug. 4, 1990	Tokyo, Japan	Denver 10, Seattle 7
* Aug. 5, 1990	London, England	New Orleans 17, Los Angeles Raiders 10
* Aug. 9, 1990	Montreal, Canada	Pittsburgh 30, New England 14
* Aug. 11, 1990	Berlin, Germany	Los Angeles Rams 19, Kansas City 3
* July 28, 1991	London, England	Buffalo 17, Philadelphia 13
* Aug. 3, 1991	Berlin, Germany	San Francisco 21, Chicago Bears 7
* Aug. 3, 1991	Tokyo, Japan	Miami 19, Los Angeles Raiders 17
* Aug. 1, 1992	Tokyo, Japan	Houston Oilers 34, Dallas 23
* Aug. 15, 1992	Berlin, Germany	Miami 31, Denver 27
* Aug. 16, 1992	London, England	San Francisco 17, Washington 15
* July 31, 1993	Tokyo, Japan	New Orleans 28, Philadelphia 16
* Aug. 1, 1993	Barcelona, Spain	San Francisco 21, Pittsburgh 14
* Aug. 7, 1993	Berlin, Germany	Minnesota 20, Buffalo 6
* Aug. 8, 1993	London, England	Dallas 13, Detroit 13 (OT)
Aug. 14, 1993	Toronto, Canada	Cleveland 12, New England 9
* July 31, 1994	Barcelona, Spain	Los Angeles Raiders 25, Denver 22
* Aug. 6, 1994	Tokyo, Japan	Minnesota 17, Kansas City 9
* Aug. 13, 1994	Berlin, Germany	New York Giants 28, San Diego Chargers 20
* Aug. 15, 1994	Mexico City, Mexico	Houston Oilers 6, Dallas 0
Aug. 5, 1995	Tokyo, Japan	Denver 24, San Francisco 10

INTERNATIONAL GAMES / NFL OPENING KICKOFF WEEKEND

Date	Site	Teams
* Aug. 12, 1995	Toronto, Canada	Buffalo 9, Dallas 7
* July 27, 1996	Tokyo, Japan	San Diego Chargers 20, Pittsburgh 10
* Aug. 5, 1996	Monterrey, Mexico	Kansas City 32, Dallas 6
* July 27, 1997	Dublin, Ireland	Pittsburgh 30, Chicago Bears 17
* Aug. 4, 1997	Mexico City, Mexico	Miami 38, Denver 19
* Aug. 16, 1997	Toronto, Canada	Green Bay 35, Buffalo 3
* Aug. 1, 1998	Tokyo, Japan	Green Bay 27, Kansas City 24 (OT)
* Aug. 15, 1998	Vancouver, Canada	San Francisco 24, Seattle 21
* Aug. 17, 1998	Mexico City, Mexico	New England 21, Dallas 3
* Aug. 7, 1999	Sydney, Australia	Denver 20, San Diego Chargers 17
* Aug. 5, 2000	Tokyo, Japan	Atlanta 20, Dallas 9
* Aug. 19, 2000	Mexico City, Mexico	Indianapolis 24, Pittsburgh 23
* Aug. 27, 2001	Mexico City, Mexico	Dallas 21, Oakland 6
* Aug. 3, 2002	Osaka, Japan	Washington 38, San Francisco 7
* Aug. 2, 2003	Tokyo, Japan	Tampa Bay 30, New York Jets 14
* Aug. 6, 2005	Tokyo, Japan	Atlanta 27, Indianapolis 21
Aug. 14, 2008	Toronto, Canada	Buffalo 24, Pittsburgh 21
Aug. 19, 2010	Toronto, Canada	Buffalo 34, Indianapolis 21
Aug. 22, 2019	Winnipeg, Canada	Oakland 22, Green Bay 21

NFL OPENING-KICKOFF GAMES (19)

(Home Team in capitals) *The first site listed each year designates location of Thursday Night NFL Kickoff Weekend game; subsequent locations indicate site(s) of NFL Kickoff Weekend concert. The concert was outside the stadium if a secondary location is not listed.*

Date	Sites	Teams
Sept. 5, 2002	Giants Stadium (East Rutherford, N.J.) Times Square (New York, N.Y.)	San Francisco 16, N.Y. GIANTS 13
Sept. 4, 2003	FedExField (Landover, Md.) National Mall (Washington, D.C.)	WASHINGTON 16, N.Y. Jets 13
Sept. 9, 2004	Gillette Stadium (Foxborough, Mass.) Metropolitan Park (Jacksonville, Fla.)	NEW ENGLAND 27, Indianapolis 24
Sept. 8, 2005	Gillette Stadium (Foxborough, Mass.) Detroit, Mich.	NEW ENGLAND 30, Oakland 20
Sept. 7, 2006	Los Angeles Coliseum (Los Angeles, Calif.) Heinz Field (Pittsburgh, Pa.) Miami, Fla.	PITTSBURGH 28, Miami 17
Sept. 6, 2007	RCA Dome (Indianapolis, Ind.)	INDIANAPOLIS 41, New Orleans 10
Sept. 4, 2008	Giants Stadium (East Rutherford, N.J.) Columbus Circle (New York, N.Y.)	N.Y. GIANTS 16, Washington 7
Sept. 10, 2009	Heinz Field (Pittsburgh, Pa.) Point State Park (Pittsburgh, Pa.)	PITTSBURGH 13, Tennessee 10 (OT)
Sept. 9, 2010	Louisiana Superdome (New Orleans, La.) Jackson Square (New Orleans, La.)	NEW ORLEANS 14, Minnesota 9
Sept. 8, 2011	Lambeau Field (Green Bay, Wis.)	GREEN BAY 42, New Orleans 34
Sept. 5, 2012+	MetLife Stadium (East Rutherford, N.J.) Rockefeller Center (New York, N.Y.)	Dallas 24, N.Y. GIANTS 17
Sept. 5, 2013	Sports Authority Field at Mile High (Denver, Colo.) Baltimore's Inner Harbor (Baltimore, Md.)	DENVER 49, Baltimore 27
Sept. 4, 2014	CenturyLink Field (Seattle, Wash.)	SEATTLE 36, Green Bay 16
Sept. 10, 2015	Gillette Stadium (Foxborough, Mass.) Pier 35 and Justin Herman Plaza (San Francisco, Calif.)	NEW ENGLAND 28, Pittsburgh 21
Sept. 8, 2016	Sports Authority Field at Mile High (Denver, Colo.) Civic Center Park (Denver, Colo.)	DENVER 21, Carolina 20
Sept. 7, 2017	Gillette Stadium (Foxborough, Mass.) Christopher Columbus Park (Boston, Mass.)	Kansas City 42, NEW ENGLAND 27
Sept. 6, 2018	Lincoln Financial Field (Philadelphia, Pa.) Penn's Landing (Philadelphia, Pa.)	PHILADELPHIA 18, Atlanta 12
Sept. 5, 2019	Soldier Field (Chicago, Ill.) Grant Park (Chicago, Ill.)	Green Bay 10, CHICAGO 3
Sept. 10, 2020	Arrowhead Stadium (Kansas City, Mo.)	KANSAS CITY 34, Houston 20

**American Bowl Game; +Wednesday night*

THANKSGIVING DAY FOOTBALL

THANKSGIVING DAY FOOTBALL, 1920-2020

(Home Team in capitals, games listed in chronological order.)

(AFL)-American Football League, 1960-69.

Nov. 25, 1920	AKRON PROS 7, Canton Bulldogs 0 Decatur Staleys 6, CHICAGO TIGERS 0 ELYRIA (OH) ATHLETICS* 0, Columbus Panhandles 0 DAYTON TRIANGLES 28, Detroit Herald's 0 CHICAGO BOOSTERS* 27, Hammond Pros 0 All-Tonawanda (NY) 14, ROCHESTER JEFFERSONS 3 * Non league team. Games between league teams and non league teams counted in standings in 1920.
Nov. 24, 1921	Canton Bulldogs 14, AKRON PROS 0 Buffalo All-Americans 7, CHICAGO STALEYS 6
Nov. 30, 1922	Buffalo All-Americans 21, ROCHESTER JEFFERSONS 0 CHICAGO CARDINALS 6, Chicago Bears 0 RACINE LEGION 3, Milwaukee Badgers 0 Orange Indians 18, COLUMBUS PANHANDLES 6 CANTON BULLDOGS 14, Akron Pros 0
Nov. 29, 1923	CANTON BULLDOGS 28, Toledo Maroons 0 CHICAGO BEARS 3, Chicago Cardinals 0 GREEN BAY PACKERS 19, Hammond Pros 0 Milwaukee Badgers 16, RACINE LEGION 0 AKRON PROS 2, Buffalo All-Americans 0
Nov. 27, 1924	AKRON PROS 22, Buffalo Bisons 0 Chicago Bears 21, CHICAGO CARDINALS 0 FRANKFORD YELLOWJACKETS 32, Dayton Triangles 7 CLEVELAND BULLDOGS 53, Milwaukee Badgers 10 (at Canton, Ohio) Green Bay Packers 17, KANSAS CITY BLUES 6
Nov. 26, 1925	CHICAGO BEARS 0, Chicago Cardinals 0 Kansas City Cowboys 17, CLEVELAND BULLDOGS 0 (at Hartford, Connecticut) Rock Island Independents 6, DETROIT PANTHERS 3 POTTSVILLE MAROONS 31, Green Bay Packers 0
Nov. 25, 1926	New York Giants 17, BROOKLYN LIONS 0 Los Angeles Buccaneers 9, DETROIT PANTHERS 6 CHICAGO BEARS 0, Chicago Cardinals 0 FRANKFORD YELLOWJACKETS 20, Green Bay Packers 14 POTTSVILLE MAROONS 8, Providence Steam Roller 0 CANTON BULLDOGS 0, Akron Pros 0
Nov. 24, 1927	Chicago Cardinals 3, CHICAGO BEARS 0 POTTSVILLE MAROONS 6, Providence Steam Roller 0 Green Bay Packers 17, FRANKFORD YELLOWJACKETS 9 Cleveland Bulldogs 30, NEW YORK YANKEES 19
Nov. 29, 1928	Providence Steam Roller 7, POTTSVILLE MAROONS 0 DETROIT WOLVERINES 33, Dayton Triangles 0 FRANKFORD YELLOWJACKETS 2, Green Bay Packers 0 CHICAGO BEARS 34, Chicago Cardinals 0
Nov. 28, 1929	New York Giants 21, STATEN ISLAND STAPLETONS 7 FRANKFORD YELLOWJACKETS 0, Green Bay Packers 0 Chicago Cardinals 40, CHICAGO BEARS 6
Nov. 27, 1930	STATEN ISLAND STAPLETONS 7, New York Giants 6 BROOKLYN DODGERS 33, Providence Steam Roller 12 Green Bay Packers 25, FRANKFORD YELLOWJACKETS 7 CHICAGO BEARS 6, Chicago Cardinals 0
Nov. 26, 1931	Green Bay Packers 38, PROVIDENCE STEAM ROLLER 7 STATEN ISLAND STAPLETONS 9, New York Giants 6 CHICAGO BEARS 18, Chicago Cardinals 7
Nov. 24, 1932	CHICAGO BEARS 34, Chicago Cardinals 0 Green Bay Packers 7, BROOKLYN DODGERS 0 STATEN ISLAND STAPLETONS 13, New York Giants 13
Nov. 30, 1933	Chicago Bears 22, CHICAGO CARDINALS 6 New York Giants 10, BROOKLYN DODGERS 0
Nov. 29, 1934	CHICAGO CARDINALS 6, Green Bay Packers 0 Chicago Bears 19, DETROIT LIONS 16 New York Giants 27, BROOKLYN DODGERS 0
Nov. 28, 1935	New York Giants 21, BROOKLYN DODGERS 0 CHICAGO CARDINALS 9, Green Bay Packers 7 DETROIT LIONS 14, Chicago Bears 2
Nov. 26, 1936	DETROIT LIONS 13, Chicago Bears 7 New York Giants 14, BROOKLYN DODGERS 0
Nov. 25, 1937	Chicago Bears 13, DETROIT LIONS 0 BROOKLYN DODGERS 13, New York Giants 13
Nov. 24, 1938	DETROIT LIONS 14, Chicago Bears 7 BROOKLYN DODGERS 7, New York Giants 7

THANKSGIVING DAY FOOTBALL

Nov. 23, 1939#	PHILADELPHIA EAGLES 17, Pittsburgh Steelers 14
Nov. 28, 1940#	PHILADELPHIA EAGLES 7, Pittsburgh Steelers 0
# In 1939 and 1940, President Roosevelt moved Thanksgiving one week earlier. Various states celebrated on the date declared by the President, while other states recognized the traditional fourth Thursday of the month. In 1941, Thanksgiving was sanctioned by Congress to be celebrated on the fourth Thursday of November, which it has been ever since.	
Nov. 22, 1945	Cleveland Rams 28, DETROIT LIONS 21
Nov. 28, 1946	Boston Yanks 34, DETROIT LIONS 10
Nov. 27, 1947	Chicago Bears 34, DETROIT LIONS 14
Nov. 25, 1948	Chicago Cardinals 28, DETROIT LIONS 14
Nov. 24, 1949	Chicago Bears 28, DETROIT LIONS 7
Nov. 23, 1950	DETROIT LIONS 49, New York Yanks 14 Pittsburgh Steelers 28, CHICAGO CARDINALS 17
Nov. 22, 1951	DETROIT LIONS 52, Green Bay Packers 35
Nov. 27, 1952	DETROIT LIONS 48, Green Bay Packers 24 DALLAS TEXANS 27, Chicago Bears 23 (at Akron, Ohio)
Nov. 26, 1953	DETROIT LIONS 34, Green Bay Packers 15
Nov. 25, 1954	DETROIT LIONS 28, Green Bay Packers 24
Nov. 24, 1955	DETROIT LIONS 24, Green Bay Packers 10
Nov. 22, 1956	Green Bay Packers 24, DETROIT LIONS 20
Nov. 28, 1957	DETROIT LIONS 18, Green Bay Packers 6
Nov. 27, 1958	DETROIT LIONS 24, Green Bay Packers 14
Nov. 26, 1959	Green Bay Packers 24, DETROIT LIONS 17
Nov. 24, 1960	DETROIT LIONS 23, Green Bay Packers 10 (AFL) - NEW YORK TITANS 41, Dallas Texans 35
Nov. 23, 1961	Green Bay Packers 17, DETROIT LIONS 9 (AFL) - NEW YORK TITANS 21, Buffalo Bills 14
Nov. 22, 1962	DETROIT LIONS 26, Green Bay Packers 14 (AFL) - New York Titans 46, DENVER BRONCOS 45
Nov. 28, 1963	DETROIT LIONS 13, Green Bay Packers 13 (AFL) - Oakland Raiders 26, DENVER BRONCOS 10
Nov. 26, 1964	Chicago Bears 27, DETROIT LIONS 24 (AFL) - Buffalo Bills 27, SAN DIEGO CHARGERS 24
Nov. 25, 1965	DETROIT LIONS 24, Baltimore Colts 24 (AFL) - SAN DIEGO CHARGERS 20, Buffalo Bills 20
Nov. 24, 1966	San Francisco 49ers 41, DETROIT LIONS 14 DALLAS COWBOYS 26, Cleveland Browns 14 (AFL) - Buffalo Bills 31, OAKLAND RAIDERS 10
Nov. 23, 1967	Los Angeles Rams 31, DETROIT LIONS 7 DALLAS COWBOYS 46, St. Louis Cardinals 21 (AFL) - Oakland Raiders 44, KANSAS CITY CHIEFS 22 (AFL) - SAN DIEGO CHARGERS 24, Denver Broncos 20
Nov. 28, 1968	Philadelphia Eagles 12, DETROIT LIONS 0 DALLAS COWBOYS 29, Washington Redskins 20 (AFL) - OAKLAND RAIDERS 13, Buffalo Bills 10 (AFL) - KANSAS CITY CHIEFS 24, Houston Oilers 10
Nov. 27, 1969	Minnesota Vikings 27, DETROIT LIONS 0 DALLAS COWBOYS 24, San Francisco 49ers 24 (AFL) - KANSAS CITY CHIEFS 31, Denver Broncos 17 (AFL) - San Diego Chargers 21, HOUSTON OILERS 17
Nov. 26, 1970	DETROIT LIONS 28, Oakland Raiders 14 DALLAS COWBOYS 16, Green Bay Packers 3
Nov. 25, 1971	DETROIT LIONS 32, Kansas City Chiefs 21 DALLAS COWBOYS 28, Los Angeles Rams 21
Nov. 23, 1972	DETROIT LIONS 37, New York Jets 20 San Francisco 49ers 31, DALLAS COWBOYS 10
Nov. 22, 1973	Washington Redskins 20, DETROIT LIONS 0 Miami Dolphins 14, DALLAS COWBOYS 7
Nov. 28, 1974	Denver Broncos 31, DETROIT LIONS 27 DALLAS COWBOYS 24, Washington Redskins 23

THANKSGIVING DAY FOOTBALL

Nov. 27, 1975	Los Angeles Rams 20, DETROIT LIONS 0 Buffalo Bills 32, ST. LOUIS CARDINALS 14
Nov. 25, 1976	DETROIT LIONS 27, Buffalo Bills 14 DALLAS COWBOYS 19, St. Louis Cardinals 14
Nov. 24, 1977	Chicago Bears 31, DETROIT LIONS 14 Miami Dolphins 55, ST. LOUIS CARDINALS 14
Nov. 23, 1978	DETROIT LIONS 17, Denver Broncos 14 DALLAS COWBOYS 37, Washington Redskins 10
Nov. 22, 1979	DETROIT LIONS 20, Chicago Bears 0 Houston Oilers 30, DALLAS COWBOYS 24
Nov. 27, 1980	Chicago Bears 23, DETROIT LIONS 17 (OT) DALLAS COWBOYS 51, Seattle Seahawks 7
Nov. 26, 1981	DETROIT LIONS 27, Kansas City Chiefs 10 DALLAS COWBOYS 10, Chicago Bears 9
Nov. 25, 1982	New York Giants 13, DETROIT LIONS 6 DALLAS COWBOYS 31, Cleveland Browns 14
Nov. 24, 1983	DETROIT LIONS 45, Pittsburgh Steelers 3 DALLAS COWBOYS 35, St. Louis Cardinals 17
Nov. 22, 1984	DETROIT LIONS 31, Green Bay Packers 28 DALLAS COWBOYS 20, New England Patriots 17
Nov. 28, 1985	DETROIT LIONS 31, New York Jets 20 DALLAS COWBOYS 35, St. Louis Cardinals 17
Nov. 27, 1986	Green Bay Packers 44, DETROIT LIONS 40 Seattle Seahawks 31, DALLAS COWBOYS 14
Nov. 26, 1987	Kansas City Chiefs 27, DETROIT LIONS 20 Minnesota Vikings 44, DALLAS COWBOYS 38 (OT)
Nov. 24, 1988	Minnesota Vikings 23, DETROIT LIONS 0 Houston Oilers 25, DALLAS COWBOYS 17
Nov. 23, 1989	DETROIT LIONS 13, Cleveland Browns 10 Philadelphia Eagles 27, DALLAS COWBOYS 0
Nov. 22, 1990	DETROIT LIONS 40, Denver Broncos 27 DALLAS COWBOYS 27, Washington Redskins 17
Nov. 28, 1991	DETROIT LIONS 16, Chicago Bears 6 DALLAS COWBOYS 20, Pittsburgh Steelers 10
Nov. 26, 1992	Houston Oilers 24, DETROIT LIONS 21 DALLAS COWBOYS 30, New York Giants 3
Nov. 25, 1993	Chicago Bears 10, DETROIT LIONS 6 Miami Dolphins 16, DALLAS COWBOYS 14
Nov. 24, 1994	DETROIT LIONS 35, Buffalo Bills 21 DALLAS COWBOYS 42, Green Bay Packers 31
Nov. 23, 1995	DETROIT LIONS 44, Minnesota Vikings 38 DALLAS COWBOYS 24, Kansas City Chiefs 12
Nov. 28, 1996	Kansas City Chiefs 28, DETROIT LIONS 24 DALLAS COWBOYS 21, Washington Redskins 10
Nov. 27, 1997	DETROIT LIONS 55, Chicago Bears 20 Tennessee Titans 27, DALLAS COWBOYS 14
Nov. 26, 1998	DETROIT LIONS 19, Pittsburgh Steelers 16 (OT) Minnesota Vikings 46, DALLAS COWBOYS 36
Nov. 25, 1999	DETROIT LIONS 21, Chicago Bears 17 DALLAS COWBOYS 20, Miami Dolphins 0
Nov. 23, 2000	DETROIT LIONS 34, New England Patriots 9 Minnesota Vikings 27, DALLAS COWBOYS 15
Nov. 22, 2001	Green Bay Packers 29, DETROIT LIONS 27 Denver Broncos 26, DALLAS COWBOYS 24
Nov. 28, 2002	New England Patriots 20, DETROIT LIONS 12 DALLAS COWBOYS 27, Washington Redskins 20
Nov. 27, 2003	DETROIT LIONS 22, Green Bay Packers 14 Miami Dolphins 40, DALLAS COWBOYS 21
Nov. 25, 2004	Indianapolis Colts 41, DETROIT LIONS 9 DALLAS COWBOYS 21, Chicago Bears 7
Nov. 24, 2005	Atlanta Falcons 27, DETROIT LIONS 7 Denver Broncos 24, DALLAS COWBOYS 21 (OT)

THANKSGIVING DAY FOOTBALL/RECORDS

Nov. 23, 2006	Miami Dolphins 27, DETROIT LIONS 10 DALLAS COWBOYS 38, Tampa Bay Buccaneers 10 KANSAS CITY CHIEFS 19, Denver Broncos 10
Nov. 22, 2007	Green Bay Packers 37, DETROIT LIONS 26 DALLAS COWBOYS 34, New York Jets 3 Indianapolis Colts 31, ATLANTA FALCONS 13
Nov. 27, 2008	Tennessee Titans 47, DETROIT LIONS 10 DALLAS COWBOYS 34, Seattle Seahawks 9 PHILADELPHIA EAGLES 48, Arizona Cardinals 20
Nov. 26, 2009	Green Bay Packers 34, DETROIT LIONS 12 DALLAS COWBOYS 24, Oakland Raiders 7 DENVER BRONCOS 26, New York Giants 6
Nov. 25, 2010	New England Patriots 45, DETROIT LIONS 24 New Orleans Saints 30, DALLAS COWBOYS 27 NEW YORK JETS 26, Cincinnati Bengals 10
Nov. 24, 2011	Green Bay Packers 27, DETROIT LIONS 15 DALLAS COWBOYS 20, Miami Dolphins 19 BALTIMORE RAVENS 16, San Francisco 49ers 6
Nov. 22, 2012	Houston Texans 34, DETROIT LIONS 31 (OT) Washington Redskins 38, DALLAS COWBOYS 31 New England Patriots 49, NEW YORK JETS 19
Nov. 28, 2013	DETROIT LIONS 40, Green Bay Packers 10 DALLAS COWBOYS 31, Oakland Raiders 24 BALTIMORE RAVENS 22, Pittsburgh Steelers 20
Nov. 27, 2014	DETROIT LIONS 34, Chicago Bears 17 Philadelphia Eagles 33, DALLAS COWBOYS 10 Seattle Seahawks 19, SAN FRANCISCO 49ers 3
Nov. 26, 2015	DETROIT LIONS 45, Philadelphia Eagles 14 Carolina Panthers 33, DALLAS COWBOYS 14 Chicago Bears 17, GREEN BAY PACKERS 13
Nov. 24, 2016	DETROIT LIONS 16, Minnesota Vikings 13 DALLAS COWBOYS 31, Washington Redskins 26 Pittsburgh Steelers 28, INDIANAPOLIS COLTS 7
Nov. 23, 2017	Minnesota Vikings 30, DETROIT LIONS 23 Los Angeles Chargers 28, DALLAS COWBOYS 6 WASHINGTON REDSKINS 20, New York Giants 10
Nov. 22, 2018	Chicago Bears 23, DETROIT LIONS 16 DALLAS COWBOYS 31, Washington Redskins 23 NEW ORLEANS SAINTS 31, Atlanta Falcons 17
Nov. 28, 2019	Chicago Bears 24, DETROIT LIONS 20 Buffalo Bills 26, DALLAS COWBOYS 15 New Orleans Saints 26, ATLANTA FALCONS 18
Nov. 26, 2020	Houston Texans 41, DETROIT LIONS 25 Washington Football Team 41, DALLAS COWBOYS 16

THANKSGIVING DAY RECORDS

*NFL record; stats compiled by Elias Sports Bureau

SCORING / Most Touchdowns, Game

- 6 Ernie Nevers, Chi. Cardinals vs. Chi. Bears,
Nov. 28, 1929*
- 4 Doc Elliott, Cle. Bulldogs vs. Milwaukee, Nov. 27, 1924
Sterling Sharpe, Green Bay at Dallas, Nov. 24, 1994
Brian Westbrook, Philadelphia vs. Arizona,
Nov. 27, 2008
- 3 By many players

RUSHING / Most Yards Rushing, Game

- 273 O.J. Simpson, Buffalo at Detroit, Nov. 25, 1976
- 198 Bob Hoernschemeyer, Detroit vs. N.Y. Yanks,
Nov. 23, 1950
- 195 Earl Campbell, Hou. Oilers at Dallas, Nov. 22, 1979

PASSING / Most Yards Passing, Game

- 455 Troy Aikman, Dallas vs. Minnesota, Nov. 26, 1998
- 449 Kirk Cousins, Washington at Dallas, Nov. 24, 2016
- 441 Matthew Stafford, Detroit vs. Hou. Texans,
Nov. 22, 2012 (OT)
Tony Romo, Dallas vs. Washington, Nov. 22, 2012

PASS RECEIVING

RECEPTIONS / Most Pass Receptions, Game

- 12 Brett Perriman, Detroit vs. Minnesota, Nov. 23, 1995
Marvin Harrison, Indianapolis at Detroit, Nov. 25, 2004
- 11 Daryl Johnston, Dallas vs. Miami, Nov. 25, 1993
Michael Irvin, Dallas vs. Kansas City, Nov. 23, 1995
Calvin Johnson, Detroit vs. Chi. Bears, Nov. 27, 2014
Keenan Allen, L.A. Chargers at Dallas, Nov. 23, 2017
Julio Jones, Atlanta at New Orleans, Nov. 22, 2018

YARDS GAINED / Most Yards on Pass Receptions, Game

- 303 Jim Benton, Cle. Rams at Detroit, Nov. 22, 1945
- 188 Andre Johnson, Hou. Texans at Detroit, Nov. 22, 2012 (OT)
- 185 Lance Alworth, S.D. Chargers vs. Buffalo, Nov. 26, 1964

INTERCONFERENCE GAMES

INTERCONFERENCE VICTORIES, 1970-2020

	AFC	NFC	Tie
1970	12	27	1
1971	15	23	2
1972	20	19	1
1973	19	19	2
1974	23	17	0
1975	23	17	0
1976	16	12	0
1977	19	9	0
1978	31	21	0
1979	36	16	0
1980	33	19	0
1981	24	28	0
1982	15	14	1
1983	26	26	0
1984	26	26	0
1985	27	25	0
1986	26	26	0
1987	23	22	1
1988	30	22	0
1989	24	28	0
1990	26	26	0
1991	19	33	0
1992	22	30	0
1993	27	25	0
1994	25	27	0
1995	27	33	0
1996	32	28	0
1997	31	28	1
1998	31	29	0
1999	38	22	0
2000	30	30	0
2001	30	30	0
2002	34	29	1
2003	34	30	0
2004	44	20	0
2005	34	30	0
2006	40	24	0
2007	32	32	0
2008	34	29	1
2009	37	27	0
2010	34	30	0
2011	31	33	0
2012	25	39	0
2013	30	34	0
2014	33	30	1
2015	29	35	0
2016	33	30	1
2017	23	41	0
2018	34	30	0
2019	31	33	0
2020	35	28	1
Total	1,433	1,341	14

REGULAR-SEASON INTERCONFERENCE RECORDS, 1970-2020

AMERICAN FOOTBALL CONFERENCE

East	W	L	T	Pct.
Miami	114	75	0	.603
New England	104	82	0	.559
Buffalo	94	91	1	.508
New York Jets	79	107	0	.425
North	W	L	T	Pct.
Pittsburgh	116	71	1	.620
Baltimore	58	39	1	.597
Cincinnati	95	89	4	.516
Cleveland	75	103	0	.421
South	W	L	T	Pct.
Indianapolis	91	87	1	.511
Tennessee+	98	94	1	.508
Houston	31	45	0	.408
Jacksonville	39	64	0	.379
West	W	L	T	Pct.
Denver	107	85	2	.557
Kansas City+	98	78	2	.554
Las Vegas+	102	91	1	.526
L.A. Chargers	88	95	0	.481

NATIONAL FOOTBALL CONFERENCE

East	W	L	T	Pct.
Philadelphia	104	84	0	.553
Dallas	103	83	3	.553
New York Giants	90	90	0	.500
Washington	89	97	1	.479
North	W	L	T	Pct.
Minnesota	96	94	0	.505
Chicago	94	97	0	.492
Green Bay	92	95	3	.492
Detroit	72	113	1	.390
South	W	L	T	Pct.
Carolina	52	51	1	.505
New Orleans+	89	101	2	.468
Atlanta	79	113	1	.412
Tampa Bay*	62	95	0	.395
West	W	L	T	Pct.
San Francisco	106	89	0	.544
Seattle* #	86	79	0	.521
L.A. Rams	98	95	0	.508
Arizona+	73	102	2	.415

* Records include one game played between Seattle and Tampa Bay, won by the Seahawks 13-10, in their inaugural season (1976) when Seattle competed in the NFC and Tampa Bay in the AFC.

Seattle was a member of the AFC from 1977-2001.

+ From 1970-71, tie games were not included in winning percentage.

For a year-by-year breakdown of each team's won/loss record in Interconference Games, please visit www.NFL.com.

WALTER PAYTON NFL MAN OF THE YEAR

WALTER PAYTON NFL MAN OF THE YEAR

The Walter Payton NFL Man of the Year Award is the only NFL award that recognizes a player for his community service activities as well as his excellence on the field. Renamed in 1999 for the legendary Chicago Bears Pro Football Hall of Fame running back, the Walter Payton NFL Man of the Year Award has been given annually since 1970.

YEAR	PLAYER	POS.	TEAM
1970	Johnny Unitas	QB	Baltimore Colts
1971	John Hadl	QB	San Diego Chargers
1972	Willie Lanier	LB	Kansas City Chiefs
1973	Len Dawson	QB	Kansas City Chiefs
1974	George Blanda	QB	Oakland Raiders
1975	Ken Anderson	QB	Cincinnati Bengals
1976	Franco Harris	RB	Pittsburgh Steelers
1977	Walter Payton	RB	Chicago Bears
1978	Roger Staubach	QB	Dallas Cowboys
1979	Joe Greene	DT	Pittsburgh Steelers
1980	Harold Carmichael	WR	Philadelphia Eagles
1981	Lynn Swann	WR	Pittsburgh Steelers
1982	Joe Theismann	QB	Washington Redskins
1983	Rolf Benirschke	K	San Diego Chargers
1984	Marty Lyons	T	New York Jets
1985	Dwight Stephenson	C	Miami Dolphins
1986	Reggie Williams	LB	Cincinnati Bengals
1987	Dave Duerson	S	Chicago Bears
1988	Steve Largent	WR	Seattle Seahawks
1989	Warren Moon	QB	Houston Oilers
1990	Mike Singletary	LB	Chicago Bears
1991	Anthony Muñoz	T	Cincinnati Bengals
1992	John Elway	QB	Denver Broncos
1993	Derrick Thomas	LB	Kansas City Chiefs
1994	Junior Seau	LB	San Diego Chargers
1995	Boomer Esiason	QB	New York Jets
1996	Darrell Green	CB	Washington Redskins
1997	Troy Aikman	QB	Dallas Cowboys
1998	Dan Marino	QB	Miami Dolphins
1999	Cris Carter	WR	Minnesota Vikings
2000*	Derrick Brooks	LB	Tampa Bay Buccaneers
	Jim Flanigan	DT	Chicago Bears
2001	Jerome Bettis	RB	Pittsburgh Steelers
2002	Troy Vincent	CB	Philadelphia Eagles
2003	Will Shields	G	Kansas City Chiefs
2004	Warrick Dunn	RB	Atlanta Falcons
2005	Peyton Manning	QB	Indianapolis Colts
2006*	Drew Brees	QB	New Orleans Saints
	LaDainian Tomlinson	RB	San Diego Chargers
2007	Jason Taylor	DE	Miami Dolphins
2008	Kurt Warner	QB	Arizona Cardinals
2009	Brian Waters	G	Kansas City Chiefs
2010	Madieu Williams	S	Minnesota Vikings
2011	Matt Birk	C	Baltimore Ravens
2012	Jason Witten	TE	Dallas Cowboys
2013	Charles Tillman	CB	Chicago Bears
2014	Thomas Davis	LB	Carolina Panthers
2015	Anquan Boldin	WR	San Francisco 49ers
2016*	Larry Fitzgerald	WR	Arizona Cardinals
	Eli Manning	QB	New York Giants
2017	J.J. Watt	DE	Houston Texans
2018	Chris Long	DE	Philadelphia Eagles
2019	Calais Campbell	DL	Jacksonville Jaguars
2020	Russell Wilson	QB	Seattle Seahawks

* The award was shared in 2000, 2006 and 2016.

ASSOCIATED PRESS NFL MOST OUTSTANDING/VALUABLE PLAYERS

THE FOLLOWING AWARDS WERE NAMED BY ASSOCIATED PRESS IN BALLOTING BY A NATIONWIDE PANEL OF MEDIA.

NFL MOST OUTSTANDING PLAYER AWARD

YEAR	PLAYER	POS.	TEAM	ACCOMPLISHMENTS
1957	Jim Brown	RB	Cleveland Browns	Rushed for league-leading 942 yards and added 9 touchdowns as a rookie.
1958	Jim Brown	RB	Cleveland Browns	Rushed for NFL-record 1,527 yards and added 17 touchdowns. Led Browns to 9-3 record.
1959	Johnny Unitas	QB	Baltimore Colts	Led league with 2,899 yards and 32 touchdown passes as the Colts scored an NFL-best 31.2 points per game and won the division title.
1960	Norm Van Brocklin	QB	Philadelphia Eagles	Guided Eagles to first division title since 1949. Passed for 2,471 yards and 24 touchdowns.

NFL MOST VALUABLE PLAYER AWARD

1961	Paul Hornung	RB	Green Bay Packers	Led league in scoring for second straight season with 146 points (10 TD, 15 FG, 41 PAT).
1962	Jim Taylor	RB	Green Bay Packers	League rushing champion with 1,474 yards. Scored all-time record 19 touchdowns.
1963	Y.A. Tittle	QB	New York Giants	Set all-time season record with 36 touchdown passes. Guided league's top offense (5,024 yards).
1964	Johnny Unitas	QB	Baltimore Colts	Guided Colts to NFL's best record (12-2) and league's top offensive attack (4,779 yards).
1965	Jim Brown	RB	Cleveland Browns	Leader of NFL's top rushing attack. Led league with 1,544 yards, added 21 total touchdowns.
1966	Bart Starr	QB	Green Bay Packers	Passed for 14 touchdowns and only 3 interceptions. Led Packers to league-best 12-2 record.
1967	Johnny Unitas	QB	Baltimore Colts	Passed for 3,428 yards and 20 touchdowns. Led Colts to 11-1-2 record.
1968	Earl Morrall	QB	Baltimore Colts	Guided Colts to NFL-best 13-1 record. Led league with 26 touchdown passes.
1969	Roman Gabriel	QB	Los Angeles Rams	Led NFL with 24 touchdown passes. Guided Rams to 11-3 record.
1970	John Brodie	QB	San Francisco 49ers	Took 49ers to first division title. Threw NFL-best 24 touchdown passes.
1971	Alan Page	DT	Minnesota Vikings	Led defense that allowed NFL-low 139 points. Vikings won fourth straight NFC Central title.
1972	Larry Brown	RB	Washington Redskins	Led conference with 1,216 rushing yards. Redskins had NFC-best 11-3 record.
1973	O.J. Simpson	RB	Buffalo Bills	Rushed for all-time record 2,003 yards, including three 200-yard performances.
1974	Ken Stabler	QB	Oakland Raiders	Led league with 26 touchdown passes and only 12 interceptions. Raiders had NFL-best 12-2 record.
1975	Fran Tarkenton	QB	Minnesota Vikings	Tied for league-best 12-2 record. Led NFC with 91.7 passer rating.
1976	Bert Jones	QB	Baltimore Colts	Threw 24 touchdowns and only 9 interceptions for 102.5 passer rating.
1977	Walter Payton	RB	Chicago Bears	Rushed for league-leading 1,852 yards and 16 total touchdowns.
1978	Terry Bradshaw	QB	Pittsburgh Steelers	Led Steelers to league-leading 14-2 mark. Set club record with 28 touchdown passes.
1979	Earl Campbell	RB	Houston Oilers	Led league with 1,697 rushing yards and 19 touchdowns.
1980	Brian Sipe	QB	Cleveland Browns	NFL-best 91.4 passer rating. Set Browns' records with 30 touchdown passes and 4,132 yards.
1981	Ken Anderson	QB	Cincinnati Bengals	Led Bengals to first division title since 1973. NFL-high 98.5 passer rating.
1982	Mark Moseley	K	Washington Redskins	Converted 20 of 21 FGs. Set consecutive field-goal record at 23 (including last three in '81).
1983	Joe Theismann	QB	Washington Redskins	Leader of offense that scored NFL record 541 points. Redskins had NFL-best 14-2 record.
1984	Dan Marino	QB	Miami Dolphins	Set NFL records with 5,084 yards and 48 touchdown passes. Led Dolphins to AFC-best 14-2 mark.
1985	Marcus Allen	RB	Los Angeles Raiders	Rushed for league-leading 1,759 yards. Tied for AFC lead with 11 rushing touchdowns.
1986	Lawrence Taylor	LB	New York Giants	Recorded league-high 20.5 sacks, and led Giants' second-ranked defense (297.3).
1987	John Elway	QB	Denver Broncos	In 12 games, passed for 19 touchdowns and 3,198 yards, including four 300-yard games.
1988	Boomer Esiason	QB	Cincinnati Bengals	Led NFL with 97.4 passer rating. Tied for AFC lead with 28 TD passes.
1989	Joe Montana	QB	San Francisco 49ers	Set NFL record with 112.4 passer rating, including 70.2 completion percentage.
1990	Joe Montana	QB	San Francisco 49ers	Led 49ers to league-best 14-2 record. Completed NFC-high 61.7 percent of passes.
1991	Thurman Thomas	RB	Buffalo Bills	Recorded league-high 2,038 yards from scrimmage (1,407 rushing, 631 receiving).
1992	Steve Young	QB	San Francisco 49ers	NFL's top passer with 107.0 rating. Led 49ers to NFL-best 14-2 record.
1993	Emmitt Smith	RB	Dallas Cowboys	Led league in rushing (1,486 yards) for third straight year despite missing first two games.
1994	Steve Young	QB	San Francisco 49ers	Compiled NFL all-time best 112.8 passer rating. Completed more than 70 percent of his passes.
1995	Brett Favre	QB	Green Bay Packers	Led league with 38 touchdown passes and NFC with 99.5 passer rating.
1996	Brett Favre	QB	Green Bay Packers	Led Packers to top conference record (13-3). Threw NFL-best 39 touchdown passes.

ASSOCIATED PRESS NFL MOST OUTSTANDING/VALUABLE PLAYERS

1997*	Brett Favre Barry Sanders	QB RB	Green Bay Packers Detroit Lions	Led league with 35 touchdown passes; NFC with 3,867 passing yards. Rushed for all-time second-best 2,053 yards, including record 14 straight 100-yard games.
1998	Terrell Davis	RB	Denver Broncos	Rushed for 2,008 yards and scored league-best 23 total touchdowns.
1999	Kurt Warner	QB	St. Louis Rams	Became the second QB in history to have 40 touchdown passes in a season (41).
2000	Marshall Faulk	RB	St. Louis Rams	Set NFL record with 26 touchdowns and led NFC with 2,189 yards from scrimmage.
2001	Kurt Warner	QB	St. Louis Rams	Led NFL with 4,830 passing yards, 36 touchdowns, 68.7 completion percentage, and 101.4 passer rating.
2002	Rich Gannon	QB	Oakland Raiders	Set single-season records with 10 300-yard passing games and 418 completions, and led NFL with 4,689 passing yards.
2003*	Peyton Manning	QB	Indianapolis Colts	Led NFL with 4,267 passing yards, had AFC-best 29 touchdown passes, and posted 99.0 passer rating.
	Steve McNair	QB	Tennessee Titans	Posted NFL-best 100.4 passer rating, passing for 3,215 yards with 24 touchdowns against 7 interceptions.
2004	Peyton Manning	QB	Indianapolis Colts	Set NFL records with 49 touchdown passes and 121.1 passer rating while passing for 4,557 yards.
2005	Shaun Alexander	RB	Seattle Seahawks	Set NFL record with 28 touchdowns and led league with 1,880 rushing yards.
2006	LaDainian Tomlinson	RB	San Diego Chargers	Set NFL record for touchdowns (31) and points scored (186). Rushed for team-record 1,815 yards.
2007	Tom Brady	QB	New England Patriots	Set NFL record with 50 passing touchdowns. Led New England to first 16-0 regular-season record in league history.
2008	Peyton Manning	QB	Indianapolis Colts	Threw for 4,002 yards and 27 touchdowns and 95.0 passer rating. Led Indianapolis to 12-4 record.
2009	Peyton Manning	QB	Indianapolis Colts	Threw for 4,500 yards with 33 touchdowns for 99.9 passer rating while leading Colts to NFL-best 14-2 record.
2010	Tom Brady	QB	New England Patriots	Led league with 111.0 passer rating, throwing for 3,900 yards and 36 touchdowns while guiding Patriots to NFL-best 14-2 record.
2011	Aaron Rodgers	QB	Green Bay Packers	Set NFL record with 122.5 passer rating. Guided Green Bay to NFL-best 15-1 record.
2012	Adrian Peterson	RB	Minnesota Vikings	Rushed for league-leading 2,096 yards and scored 13 total touchdowns.
2013	Peyton Manning	QB	Denver Broncos	Set NFL records with 5,477 passing yards and 55 touchdown passes.
2014	Aaron Rodgers	QB	Green Bay Packers	Led NFC with 38 touchdown passes. Guided Green Bay to 12-4 record and NFL-high 30.4 points per game.
2015	Cam Newton	QB	Carolina Panthers	First player with 35 passing touchdowns and 10 rushing touchdowns in a season. Guided Panthers to NFL-best 15-1 record.
2016	Matt Ryan	QB	Atlanta Falcons	Led NFL in passer rating (117.1) and propelled the Falcons to an NFL-best 540 points, 71 more than any other team.
2017	Tom Brady	QB	New England Patriots	Led NFL with 4,577 passing yards, and guided Patriots to record ninth consecutive division title. At age 40, became oldest MVP winner.
2018	Patrick Mahomes	QB	Kansas City Chiefs	Led NFL with 50 touchdown passes and threw for 5,097 yards in first season as starter. At 23, youngest winner since Marino (1984).
2019	Lamar Jackson	QB	Baltimore Ravens	Led NFL with 36 touchdown passes and ran for 1,206 yards, most ever by a QB. Led Ravens to 14-2 record. At 22, youngest MVP winner.
2020	Aaron Rodgers	QB	Green Bay Packers	Paced league with 48 touchdown passes and led Packers to top record in NFC (13-3).

Total Associated Press NFL MVPs: 62

Five-time Winner: Peyton Manning

Three-time Winners: Tom Brady, Brett Favre, Aaron Rodgers, Johnny Unitas

Two-time Winners: Joe Montana, Johnny Unitas, Kurt Warner, Steve Young

* The award was shared in 1997 and 2003.

ASSOCIATED PRESS MVPs WHO WON SUPER BOWL/ NFL CHAMPIONSHIP IN SAME SEASON: 13

1961	Paul Hornung	Green Bay Packers
1962	Jim Taylor	Green Bay Packers
1966	Bart Starr	Green Bay Packers
1968	Earl Morrall	Baltimore Colts
1978	Terry Bradshaw	Pittsburgh Steelers
1982	Mark Moseley	Washington Redskins
1986	Lawrence Taylor	New York Giants
1989	Joe Montana	San Francisco 49ers
1993	Emmitt Smith	Dallas Cowboys
1994	Steve Young	San Francisco 49ers
1996	Brett Favre	Green Bay Packers
1998	Terrell Davis	Denver Broncos
1999	Kurt Warner	St. Louis Rams

ASSOCIATED PRESS NFL MVP BY POSITION

Quarterback:	43	Kicker:	1
Running Back:	16	Linebacker:	1
Defensive Tackle:	1		

ASSOCIATED PRESS MVPs BY TEAM

9	Indianapolis/Baltimore Colts Green Bay Packers	2	Buffalo Bills Cincinnati Bengals Cleveland Browns
5	San Francisco 49ers		Houston Oilers/ Tennessee Titans
4	Los Angeles/St. Louis Rams	1	Atlanta Falcons Baltimore Ravens Carolina Panthers Chicago Bears Dallas Cowboys Detroit Lions Kansas City Chiefs Miami Dolphins New York Giants Pittsburgh Steelers Los Angeles/San Diego Chargers Seattle Seahawks
3	Denver Broncos		
3	Minnesota Vikings New England Patriots Oakland/Los Angeles/ Las Vegas Raiders Washington Football Team		

ASSOCIATED PRESS NFL AWARDS**AP OFFENSIVE PLAYER OF THE YEAR**

1973	O.J. Simpson	RB	Buffalo Bills
1974	Ken Stabler	QB	Oakland Raiders
1975	Fran Tarkenton	QB	Minnesota Vikings
1976	Bert Jones	QB	Baltimore Colts
1977	Walter Payton	RB	Chicago Bears
1978	Earl Campbell	RB	Houston Oilers
1979	Earl Campbell	RB	Houston Oilers
1980	Earl Campbell	RB	Houston Oilers
1981	Ken Anderson	QB	Cincinnati Bengals
1982	Dan Fouts	QB	San Diego Chargers
1983	Joe Theismann	QB	Washington Redskins
1984	Dan Marino	QB	Miami Dolphins
1985	Marcus Allen	RB	Los Angeles Raiders
1986	Eric Dickerson	RB	Los Angeles Rams
1987	Jerry Rice	WR	San Francisco 49ers
1988	Roger Craig	RB	San Francisco 49ers
1989	Joe Montana	QB	San Francisco 49ers
1990	Warren Moon	QB	Houston Oilers
1991	Thurman Thomas	RB	Buffalo Bills
1992	Steve Young	QB	San Francisco 49ers
1993	Jerry Rice	WR	San Francisco 49ers
1994	Barry Sanders	RB	Detroit Lions
1995	Brett Favre	QB	Green Bay Packers
1996	Terrell Davis	RB	Denver Broncos
1997	Barry Sanders	RB	Detroit Lions
1998	Terrell Davis	RB	Denver Broncos
1999	Marshall Faulk	RB	St. Louis Rams
2000	Marshall Faulk	RB	St. Louis Rams
2001	Marshall Faulk	RB	St. Louis Rams
2002	Priest Holmes	RB	Kansas City Chiefs
2003	Jamal Lewis	RB	Baltimore Ravens
2004	Peyton Manning	QB	Indianapolis Colts
2005	Shaun Alexander	RB	Seattle Seahawks
2006	LaDainian Tomlinson	RB	San Diego Chargers
2007	Tom Brady	QB	New England Patriots
2008	Drew Brees	QB	New Orleans Saints
2009	Chris Johnson	RB	Tennessee Titans
2010	Tom Brady	QB	New England Patriots
2011	Drew Brees	QB	New Orleans Saints
2012	Adrian Peterson	RB	Minnesota Vikings
2013	Peyton Manning	QB	Denver Broncos
2014	DeMarco Murray	RB	Dallas Cowboys
2015	Cam Newton	QB	Carolina Panthers
2016	Matt Ryan	QB	Atlanta Falcons
2017	Todd Gurley	RB	Los Angeles Rams
2018	Patrick Mahomes	QB	Kansas City Chiefs
2019	Michael Thomas	WR	New Orleans Saints
2020	Derrick Henry	RB	Tennessee Titans

AP OFFENSIVE ROOKIE OF THE YEAR

1957	Jim Brown	RB	Cleveland Browns
1958	Jimmy Orr	WR	Pittsburgh Steelers
1959	Nick Pietrosante	RB	Detroit Lions
1960	Gail Cogdill	WR	Detroit Lions
1961	Mike Ditka	TE	Chicago Bears
1962	Ron Bull	RB	Chicago Bears
1963	Paul Flatley	WR	Minnesota Vikings
1964	Charley Taylor	WR	Washington Redskins
1965	Gale Sayers	RB	Chicago Bears
1966	Johnny Roland	RB	St. Louis Cardinals
1967	Mel Farr	RB	Detroit Lions
1968	Earl McCullouch	WR	Detroit Lions
1969	Calvin Hill	RB	Dallas Cowboys
1970	Duane Thomas	RB	Dallas Cowboys
1971	John Brockington	RB	Green Bay Packers
1972	Franco Harris	RB	Pittsburgh Steelers
1973	Chuck Foreman	RB	Minnesota Vikings
1974	Don Woods	RB	San Diego Chargers
1975	Mike Thomas	RB	Washington Redskins
1976	Sammy White	WR	Minnesota Vikings
1977	Tony Dorsett	RB	Dallas Cowboys
1978	Earl Campbell	RB	Houston Oilers
1979	Ottis Anderson	RB	St. Louis Cardinals
1980	Billy Sims	RB	Detroit Lions
1981	George Rogers	RB	New Orleans Saints
1982	Marcus Allen	RB	Los Angeles Raiders
1983	Eric Dickerson	RB	Los Angeles Rams
1984	Louis Lipps	WR	Pittsburgh Steelers
1985	Eddie Brown	WR	Cincinnati Bengals
1986	Rueben Mayes	RB	New Orleans Saints

1987	Troy Stadford	RB	Miami Dolphins
1988	John Stephens	RB	New England Patriots
1989	Barry Sanders	RB	Detroit Lions
1990	Emmitt Smith	RB	Dallas Cowboys
1991	Leonard Russell	RB	New England Patriots
1992	Carl Pickens	WR	Cincinnati Bengals
1993	Jerome Bettis	RB	Los Angeles Rams
1994	Marshall Faulk	RB	Indianapolis Colts
1995	Curtis Martin	RB	New England Patriots
1996	Eddie George	RB	Houston Oilers
1997	Warrick Dunn	RB	Tampa Bay Buccaneers
1998	Randy Moss	WR	Minnesota Vikings
1999	Edgerrin James	RB	Indianapolis Colts
2000	Mike Anderson	RB	Denver Broncos
2001	Anthony Thomas	RB	Chicago Bears
2002	Clinton Portis	RB	Denver Broncos
2003	Anquan Boldin	WR	Arizona Cardinals
2004	Ben Roethlisberger	QB	Pittsburgh Steelers
2005	Carnell Williams	RB	Tampa Bay Buccaneers
2006	Vince Young	QB	Tennessee Titans
2007	Adrian Peterson	RB	Minnesota Vikings
2008	Matt Ryan	QB	Atlanta Falcons
2009	Percy Harvin	WR	Minnesota Vikings
2010	Sam Bradford	QB	St. Louis Rams
2011	Cam Newton	QB	Carolina Panthers
2012	Robert Griffin III	QB	Washington Redskins
2013	Eddie Lacy	RB	Green Bay Packers
2014	Odell Beckham Jr.	WR	New York Giants
2015	Todd Gurley	RB	St. Louis Rams
2016	Dak Prescott	QB	Dallas Cowboys
2017	Alvin Kamara	RB	New Orleans Saints
2018	Saquon Barkley	RB	New York Giants
2019	Kyler Murray	QB	Arizona Cardinals
2020	Justin Herbert	QB	Los Angeles Chargers

AP DEFENSIVE PLAYER OF THE YEAR

1971	Alan Page	DT	Minnesota Vikings
1972	Joe Greene	DT	Pittsburgh Steelers
1973	Dick Anderson	S	Miami Dolphins
1974	Joe Greene	DT	Pittsburgh Steelers
1975	Mel Blount	CB	Pittsburgh Steelers
1976	Jack Lambert	LB	Pittsburgh Steelers
1977	Harvey Martin	DE	Dallas Cowboys
1978	Randy Gradishar	LB	Denver Broncos
1979	Lee Roy Selmon	DE	Tampa Bay Buccaneers
1980	Lester Hayes	CB	Oakland Raiders
1981	Lawrence Taylor	LB	New York Giants
1982	Lawrence Taylor	LB	New York Giants
1983	Doug Betters	DE	Miami Dolphins
1984	Kenny Easley	S	Seattle Seahawks
1985	Mike Singletary	LB	Chicago Bears
1986	Lawrence Taylor	LB	New York Giants
1987	Reggie White	DT	Philadelphia Eagles
1988	Mike Singletary	LB	Chicago Bears
1989	Keith Millard	DT	Minnesota Vikings
1990	Bruce Smith	DE	Buffalo Bills
1991	Pat Swilling	LB	New Orleans Saints
1992	Cortez Kennedy	DT	Seattle Seahawks
1993	Rod Woodson	CB	Pittsburgh Steelers
1994	Deion Sanders	CB	San Francisco 49ers
1995	Bryce Paup	LB	Buffalo Bills
1996	Bruce Smith	DE	Buffalo Bills
1997	Dana Stubblefield	DT	San Francisco 49ers
1998	Reggie White	DE	Green Bay Packers
1999	Warren Sapp	DT	Tampa Bay Buccaneers
2000	Ray Lewis	LB	Baltimore Ravens
2001	Michael Strahan	DE	New York Giants
2002	Derrick Brooks	LB	Tampa Bay Buccaneers
2003	Ray Lewis	LB	Baltimore Ravens
2004	Ed Reed	S	Baltimore Ravens
2005	Brian Urlacher	LB	Chicago Bears
2006	Jason Taylor	DE	Miami Dolphins
2007	Bob Sanders	S	Indianapolis Colts
2008	James Harrison	LB	Pittsburgh Steelers
2009	Charles Woodson	CB	Green Bay Packers
2010	Troy Polamalu	S	Pittsburgh Steelers
2011	Terrell Suggs	LB	Baltimore Ravens
2012	J.J. Watt	DE	Houston Texans
2013	Luke Kuechly	LB	Carolina Panthers
2014	J.J. Watt	DE	Houston Texans
2015	J.J. Watt	DE	Houston Texans

ASSOCIATED PRESS NFL AWARDS

2016	Khalil Mack	DE	Oakland Raiders
2017	Aaron Donald	DT	Los Angeles Rams
2018	Aaron Donald	DT	Los Angeles Rams
2019	Stephon Gilmore	CB	New England Patriots
2020	Aaron Donald	DT	Los Angeles Rams

AP DEFENSIVE ROOKIE OF THE YEAR

1967	Lem Barney	CB	Detroit Lions
1968	Claude Humphrey	DE	Atlanta Falcons
1969	Joe Greene	DT	Pittsburgh Steelers
1970	Bruce Taylor	CB	San Francisco 49ers
1971	Isiah Robertson	LB	Los Angeles Rams
1972	Willie Buchanon	CB	Green Bay Packers
1973	Wally Chambers	DT	Chicago Bears
1974	Jack Lambert	LB	Pittsburgh Steelers
1975	Robert Brazile	LB	Houston Oilers
1976	Mike Haynes	S	New England Patriots
1977	A.J. Duhe	DT	Miami Dolphins
1978	Al Baker	DE	Detroit Lions
1979	Jim Haslett	LB	Buffalo Bills
1980*	Buddy Curry	LB	Atlanta Falcons
	Al Richardson	LB	Atlanta Falcons
1981	Lawrence Taylor	LB	New York Giants
1982	Chip Banks	LB	Cleveland Browns
1983	Vernon Maxwell	LB	Baltimore Colts
1984	Bill Maas	NT	Kansas City Chiefs
1985	Duane Bickett	LB	Indianapolis Colts
1986	John Offerdahl	LB	Miami Dolphins
1987	Shane Conlan	LB	Buffalo Bills
1988	Erik McMillan	S	New York Jets
1989	Derrick Thomas	LB	Kansas City Chiefs
1990	Mark Carrier	S	Chicago Bears
1991	Mike Croel	LB	Denver Broncos
1992	Dale Carter	CB	Kansas City Chiefs
1993	Dana Stubblefield	DT	San Francisco 49ers
1994	Tim Bowens	DT	Miami Dolphins
1995	Hugh Douglas	DE	New York Jets
1996	Simeon Rice	DE	Arizona Cardinals
1997	Peter Boulware	LB	Baltimore Ravens
1998	Charles Woodson	CB	Oakland Raiders
1999	Jevon Kearse	DE	Tennessee Titans
2000	Brian Urlacher	LB	Chicago Bears
2001	Kendrell Bell	LB	Pittsburgh Steelers
2002	Julius Peppers	DE	Carolina Panthers
2003	Terrell Suggs	LB	Baltimore Ravens
2004	Jonathan Vilma	LB	New York Jets
2005	Shawne Merriman	LB	San Diego Chargers
2006	DeMeco Ryans	LB	Houston Texans
2007	Patrick Willis	LB	San Francisco 49ers
2008	Jerod Mayo	LB	New England Patriots
2009	Brian Cushing	LB	Houston Texans
2010	Ndamukong Suh	DT	Detroit Lions
2011	Von Miller	LB	Denver Broncos
2012	Luke Kuechly	LB	Carolina Panthers
2013	Sheldon Richardson	DL	New York Jets
2014	Aaron Donald	DT	St. Louis Rams
2015	Marcus Peters	CB	Kansas City Chiefs
2016	Joey Bosa	DE	San Diego Chargers
2017	Marshon Lattimore	CB	New Orleans Saints
2018	Darius Leonard	LB	Indianapolis Colts
2019	Nick Bosa	DE	San Francisco 49ers
2020	Chase Young	DE	Washington Football Team

*The award was shared in 1980.

AP COMEBACK PLAYER OF THE YEAR

1998	Doug Flutie	QB	Buffalo Bills
1999	Bryant Young	DT	San Francisco 49ers
2000	Joe Johnson	DE	New Orleans Saints
2001	Garrison Hearst	RB	San Francisco 49ers
2002	Tommy Maddox	QB	Pittsburgh Steelers
2003	Jon Kitna	QB	Cincinnati Bengals
2004	Drew Brees	QB	San Diego Chargers
2005*	Steve Smith	WR	Carolina Panthers
	Tedy Bruschi	LB	New England Patriots
2006	Chad Pennington	QB	New York Jets
2007	Greg Ellis	DE	Dallas Cowboys
2008	Chad Pennington	QB	Miami Dolphins
2009	Tom Brady	QB	New England Patriots
2010	Michael Vick	QB	Philadelphia Eagles
2011	Matthew Stafford	QB	Detroit Lions
2012	Peyton Manning	QB	Denver Broncos

2013	Philip Rivers	QB	San Diego Chargers
2014	Rob Gronkowski	TE	New England Patriots
2015	Eric Berry	S	Kansas City Chiefs
2016	Jordy Nelson	WR	Green Bay Packers
2017	Keenan Allen	WR	Los Angeles Chargers
2018	Andrew Luck	QB	Indianapolis Colts
2019	Ryan Tannehill	QB	Tennessee Titans
2020	Alex Smith	QB	Washington Football Team

*The award was shared in 2005.

AP COACH OF THE YEAR

1957	George Wilson	Detroit Lions
1958	Weeb Ewbank	Baltimore Colts
1959	Vince Lombardi	Green Bay Packers
1960	Buck Shaw	Philadelphia Eagles
1961	Allie Sherman	New York Giants
1962	Allie Sherman	New York Giants
1963	George Halas	Chicago Bears
1964	Don Shula	Baltimore Colts
1965	George Halas	Chicago Bears
1966	Tom Landry	Dallas Cowboys
1967*	George Allen	Los Angeles Rams
	Don Shula	Baltimore Colts
	Don Shula	Baltimore Colts
1968	Bud Grant	Minnesota Vikings
1969	Bud Grant	Minnesota Vikings
1970	Paul Brown	Cincinnati Bengals
1971	George Allen	Washington Redskins
1972	Don Shula	Miami Dolphins
1973	Chuck Knox	Los Angeles Rams
1974	Don Coryell	St. Louis Cardinals
1975	Ted Marchibroda	Baltimore Colts
1976	Forrest Gregg	Cleveland Browns
1977	Red Miller	Denver Broncos
1978	Jack Patera	Seattle Seahawks
1979	Jack Pardee	Washington Redskins
1980	Chuck Knox	Buffalo Bills
1981	Bill Walsh	San Francisco 49ers
1982	Joe Gibbs	Washington Redskins
1983	Joe Gibbs	Washington Redskins
1984	Chuck Knox	Seattle Seahawks
1985	Mike Ditka	Chicago Bears
1986	Bill Parcells	New York Giants
1987	Jim Mora	New Orleans Saints
1988	Mike Ditka	Chicago Bears
1989	Lindy Infante	Green Bay Packers
1990	Jimmy Johnson	Dallas Cowboys
1991	Wayne Fontes	Detroit Lions
1992	Bill Cowher	Pittsburgh Steelers
1993	Dan Reeves	New York Giants
1994	Bill Parcells	New England Patriots
1995	Ray Rhodes	Philadelphia Eagles
1996	Dom Capers	Carolina Panthers
1997	Jim Fassel	New York Giants
1998	Dan Reeves	Atlanta Falcons
1999	Dick Vermeil	St. Louis Rams
2000	Jim Haslett	New Orleans Saints
2001	Dick Jauron	Chicago Bears
2002	Andy Reid	Philadelphia Eagles
2003	Bill Belichick	New England Patriots
2004	Marty Schottenheimer	San Diego Chargers
2005	Lovie Smith	Chicago Bears
2006	Sean Payton	New Orleans Saints
2007	Bill Belichick	New England Patriots
2008	Mike Smith	Atlanta Falcons
2009	Marvin Lewis	Cincinnati Bengals
2010	Bill Belichick	New England Patriots
2011	Jim Harbaugh	San Francisco 49ers
2012	Bruce Arians	Indianapolis Colts
2013	Ron Rivera	Carolina Panthers
2014	Bruce Arians	Arizona Cardinals
2015	Ron Rivera	Carolina Panthers
2016	Jason Garrett	Dallas Cowboys
2017	Sean McVay	Los Angeles Rams
2018	Matt Nagy	Chicago Bears
2019	John Harbaugh	Baltimore Ravens
2020	Kevin Stefanski	Cleveland Browns

*The award was shared in 1967.

NO. 1 DRAFT CHOICES**NO. 1 DRAFT CHOICES**

Season	Date	Team	Player	Position	College
2021	April 29-May 1	Jacksonville Jaguars	Trevor Lawrence	QB	Clemson
2020	April 23-25	Cincinnati Bengals	Joe Burrow	QB	Louisiana State
2019	April 25-27	Arizona Cardinals	Kyler Murray	QB	Oklahoma
2018	April 26-28	Cleveland Browns	Baker Mayfield	QB	Oklahoma
2017	April 27-29	Cleveland Browns	Myles Garrett	DE	Texas A&M
2016	April 28-30	Los Angeles Rams	Jared Goff	QB	California
2015	April 30-May 2	Tampa Bay Buccaneers	Jameis Winston	QB	Florida State
2014	May 8-10	Houston Texans	Jadeveon Clowney	DE	South Carolina
2013	April 25-27	Kansas City Chiefs	Eric Fisher	T	Central Michigan
2012	April 26-28	Indianapolis Colts	Andrew Luck	QB	Stanford
2011	April 28-30	Carolina Panthers	Cam Newton	QB	Auburn
2010	April 22-24	St. Louis Rams	Sam Bradford	QB	Oklahoma
2009	April 25-26	Detroit Lions	Matthew Stafford	QB	Georgia
2008	April 26-27	Miami Dolphins	Jake Long	T	Michigan
2007	April 28-29	Oakland Raiders	JaMarcus Russell	QB	Louisiana State
2006	April 29-30	Houston Texans	Mario Williams	DE	North Carolina State
2005	April 23-24	San Francisco 49ers	Alex Smith	QB	Utah
2004	April 24-25	San Diego Chargers	Eli Manning	QB	Mississippi
2003	April 26-27	Cincinnati Bengals	Carson Palmer	QB	Southern California
2002	April 20-21	Houston Texans	David Carr	QB	Fresno State
2001	April 21-22	Atlanta Falcons	Michael Vick	QB	Virginia Tech
2000	April 15-16	Cleveland Browns	Courtney Brown	DE	Penn State
1999	April 17-18	Cleveland Browns	Tim Couch	QB	Kentucky
1998	April 18-19	Indianapolis Colts	Peyton Manning	QB	Tennessee
1997	April 19-20	St. Louis Rams	Orlando Pace	T	Ohio State
1996	April 20-21	New York Jets	Keyshawn Johnson	WR	Southern California
1995	April 22-23	Cincinnati Bengals	Ki-Jana Carter	RB	Penn State
1994	April 24-25	Cincinnati Bengals	Dan Wilkinson	DT	Ohio State
1993	April 25-26	New England Patriots	Drew Bledsoe	QB	Washington State
1992	April 26-27	Indianapolis Colts	Steve Emtman	DT	Washington
1991	April 21-22	Dallas Cowboys	Russell Maryland	DT	Miami
1990	April 22-23	Indianapolis Colts	Jeff George	QB	Illinois
1989	April 23-24	Dallas Cowboys	Troy Aikman	QB	UCLA
1988	April 24-25	Atlanta Falcons	Aundray Bruce	LB	Auburn
1987	April 28-29	Tampa Bay Buccaneers	Vinny Testaverde	QB	Miami
1986	April 29-30	Tampa Bay Buccaneers	Bo Jackson	RB	Auburn
1985	April 30-May 1	Buffalo Bills	Bruce Smith	DE	Virginia Tech
1984	May 1-2	New England Patriots	Irving Fryar	WR	Nebraska
1983	April 26-27	Baltimore Colts	John Elway	QB	Stanford
1982	April 27-28	New England Patriots	Kenneth Sims	DT	Texas
1981	April 28-29	New Orleans Saints	George Rogers	RB	South Carolina
1980	April 29-30	Detroit Lions	Billy Sims	RB	Oklahoma
1979	May 3-4	Buffalo Bills	Tom Cousineau	LB	Ohio State
1978	May 2-3	Houston Oilers	Earl Campbell	RB	Texas
1977	May 3-4	Tampa Bay Buccaneers	Ricky Bell	RB	Southern California
1976	April 8-9	Tampa Bay Buccaneers	Lee Roy Selmon	DE	Oklahoma
1975	Jan. 28-29	Atlanta Falcons	Steve Bartkowski	QB	California
1974	Jan. 29-30	Dallas Cowboys	Ed Jones	DE	Tennessee State
1973	Jan. 30-31	Houston Oilers	John Matuszak	DE	Tampa
1972	Feb. 1-2	Buffalo Bills	Walt Patulski	DE	Notre Dame
1971	Jan. 28-29	New England Patriots	Jim Plunkett	QB	Stanford
1970	Jan. 27-28	Pittsburgh Steelers	Terry Bradshaw	QB	Louisiana Tech
1969	Jan. 28-29	Buffalo Bills (AFL)	O.J. Simpson	RB	Southern California
1968	Jan. 30-31	Minnesota Vikings	Ron Yary	T	Southern California
1967	March 14	Baltimore Colts	Bubba Smith	DT	Michigan State
1966	Nov. 27, 1965	Atlanta Falcons	Tommy Nobis	LB	Texas
	Nov. 28, 1965	Miami Dolphins (AFL)	Jim Grabowski	RB	Illinois
1965	Nov. 28, 1964	New York Giants	Tucker Frederickson	RB	Auburn
	Nov. 28, 1964	Houston Oilers (AFL)	Lawrence Elkins	E	Baylor
1964	Dec. 2, 1963	San Francisco 49ers	Dave Parks	E	Texas Tech
	Nov. 30, 1963	Boston Patriots (AFL)	Jack Concannon	QB	Boston College
1963	Dec. 3, 1962	Los Angeles Rams	Terry Baker	QB	Oregon State
	Dec. 1, 1962	Kansas City Chiefs (AFL)	Buck Buchanan	DT	Grambling
1962	Dec. 4, 1961	Washington Redskins	Ernie Davis	RB	Syracuse
	Dec. 2, 1961	Oakland Raiders (AFL)	Roman Gabriel	QB	North Carolina State
1961	Dec. 27-28, 1960	Minnesota Vikings	Tommy Mason	RB	Tulane
	Nov. 23, 1960	Buffalo Bills (AFL)	Ken Rice	G	Auburn

NO. 1 DRAFT CHOICES

Season	Date	Team	Player	Position	College
1960	Secret Draft Nov. 22, Dec. 2, 1959	Los Angeles Rams (AFL had no formal first pick)	Billy Cannon	RB	Louisiana State
1959	Dec. 2, 1958	Green Bay Packers	Randy Duncan	QB	Iowa
1958	Dec. 2, 1957	Chicago Cardinals	King Hill	QB	Rice
1957	Nov. 27, 1956	Green Bay Packers	Paul Hornung	HB	Notre Dame
1956	Nov. 29, 1955	Pittsburgh Steelers	Gary Glick	DB	Colorado A&M
1955	Jan. 27-28	Baltimore Colts	George Shaw	QB	Oregon
1954	Jan. 28	Cleveland Browns	Bobby Garrett	QB	Stanford
1953	Jan. 22	San Francisco 49ers	Harry Babcock	E	Georgia
1952	Jan. 17	Los Angeles Rams	Bill Wade	QB	Vanderbilt
1951	Jan. 18-19	New York Giants	Kyle Rote	HB	Southern Methodist
1950	Jan. 21-22	Detroit Lions	Leon Hart	E	Notre Dame
1949	Dec. 21, 1948	Philadelphia Eagles	Chuck Bednarik	C	Pennsylvania
1948	Dec. 19, 1947	Washington Redskins	Harry Gilmer	QB	Alabama
1947	Dec. 16, 1946	Chicago Bears	Bob Fenimore	HB	Oklahoma A&M
1946	Jan. 14	Boston Yanks	Frank Dancewicz	QB	Notre Dame
1945	April 6	Chicago Cardinals	Charley Trippi	HB	Georgia
1944	April 19	Boston Yanks	Angelo Bertelli	QB	Notre Dame
1943	April 8	Detroit Lions	Frank Sinkwich	HB	Georgia
1942	Dec. 22, 1941	Pittsburgh Steelers	Bill Dudley	HB	Virginia
1941	Dec. 10, 1940	Chicago Bears	Tom Harmon	HB	Michigan
1940	Dec. 9, 1939	Chicago Cardinals	George Cafego	HB	Tennessee
1939	Dec. 8, 1938	Chicago Cardinals	Ki Aldrich	C	Texas Christian
1938	Dec. 12, 1937	Cleveland Rams	Corbett Davis	FB	Indiana
1937	Dec. 12, 1936	Philadelphia Eagles	Sam Francis	FB	Nebraska
1936	Feb. 8	Philadelphia Eagles	Jay Berwanger	HB	Chicago

Note: From 1947 through 1958, the first selection in the draft was a Bonus pick, awarded to the winner of a random draw. That club, in turn, forfeited its last-round draft choice. The winner of the Bonus choice was eliminated from future draws. The system was abolished after 1958, by which time all clubs had received a Bonus choice.

DRAFT LOCATION HISTORY

Draft	Location	City	Draft	Location	City
1936	Ritz-Carlton	Philadelphia	2019	Downtown Nashville	Nashville
1937	Hotel Lincoln	New York	2020	Virtual Draft (COVID-19 pandemic)	
1938	Hotel Sherman	Chicago	2021	Downtown Cleveland	Cleveland
1939	Hotel New Yorker	New York	2022	Las Vegas Boulevard/surrounding areas	Las Vegas
1940	Schroeder Hotel	Milwaukee	2023	Downtown Kansas City	Kansas City
1941	Willard Hotel	Washington, D.C.			
1942-44	Palmer House	Chicago			
1945-47	Hotel Commodore	New York			
1948	Hotel Fort Pitt	Pittsburgh			
1949-50	Bellevue-Stratford Hotel	Philadelphia			
1951	Blackstone Hotel	Chicago			
1952	Hotel Statler	New York			
1953-54	Bellevue-Stratford Hotel	Philadelphia			
1955	Warwick Hotel	New York			
1956	Bellevue-Stratford Hotel (Rounds 1-3)	Philadelphia			
	Ambassador Hotel (Rounds 4-30)	Los Angeles			
1957	Warwick Hotel (Rounds 1-4)	Philadelphia			
	Bellevue-Stratford Hotel (Rounds 5-30)	Philadelphia			
1958-61	Warwick Hotel	Philadelphia			
1962-64	Sheraton Hotel	Chicago			
1965-66	Summit Hotel	New York			
1967	Hotel Gotham	New York			
1968-71	Belmont Plaza Hotel	New York			
1972	Essex House	New York			
1973-74	Americana Hotel	New York			
1975	Hilton Hotel	New York			
1976-78	Roosevelt Hotel	New York			
1979	Waldorf	New York			
1980-83	Sheraton Hotel	New York			
1984-85	Omni Park Central Hotel	New York			
1986-94	Marriott Marquis	New York			
1995-2004	Theatre at Madison Square Garden	New York			
2005	Jacob Javits Convention Center	New York			
2006-2014	Radio City Music Hall	New York			
2015-16	Auditorium Theatre at Roosevelt University	Chicago			
2017	Benjamin Franklin Parkway	Philadelphia			
2018	AT&T Stadium	Dallas			

NO. 1 DRAFT CHOICES BY POSITION

Quarterbacks:	37
Running Backs:	23
Defensive Linemen:	15
Offensive Linemen:	7
Wide Receivers:	6
Linebackers:	3
Defensive Backs:	1

NFL DRAFT, NUMBER OF ROUNDS

1936:	9
1937:	10
1938-42:	22
1943-48:	32
1949:	25
1950-59:	30
1960-66:	20
1967-76:	17
1977-92:	12
1993:	8
1994-2021:	7

FIRST-ROUND SELECTIONS

If club had no first-round selection, first player drafted is listed with round in parentheses.

ARIZONA CARDINALS

1936 Jim Lawrence, TCU, B
 1937 Ray Buivid, Marquette, B
 1938 Jack Robbins, Arkansas, B
 1939 Charles (Ki) Aldrich, TCU, C
 1940 George Cafego, Tennessee, B
 1941 John Kimbrough, Texas A&M, B
 1942 Steve Lach, Duke, B
 1943 Glenn Dobbs, Tulsa, B
 1944 Pat Harder, Wisconsin, B
 1945 Charley Trippi, Georgia, B
 1946 Dub Jones, LSU, B
 1947 DeWitt (Tex) Coulter, Army, T
 1948 Jim Spavital, Oklahoma A&M, B
 1949 Bill Fischer, Notre Dame, G
 1950 Jack Jennings, Ohio State, T (2)
 1951 Jerry Groom, Notre Dame, C
 1952 Ollie Matson, San Francisco, B
 1953 Johnny Olszewski, California, B
 1954 Lamar McHan, Arkansas, B
 1955 Max Boydston, Oklahoma, E
 1956 Joe Childress, Auburn, B
 1957 Jerry Tubbs, Oklahoma, C
 1958 King Hill, Rice, B
 John David Crow, Texas A&M, B
 1959 Bill Stacy, Mississippi State, B
 1960 George Izo, Notre Dame, QB
 1961 Ken Rice, Auburn, T
 1962 Fate Echols, Northwestern, DT
 1963 Irv Goode, Kentucky, C
 1963 Jerry Stovall, LSU, S
 Don Brumm, Purdue, DE
 1964 Ken Kortas, Louisville, DT
 1965 Joe Namath, Alabama, QB
 1966 Carl McAdams, Oklahoma, LB
 1967 Dave Williams, Washington, WR
 1968 MacArthur Lane, Utah State, RB
 1969 Roger Wehrli, Missouri, DB
 1970 Larry Stegent, Texas A&M, RB
 1971 Norm Thompson, Utah, CB
 1972 Ahmad Rashad, Oregon, RB-WR
 1973 Dave Butz, Purdue, DT
 1974 J.V. Cain, Colorado, TE
 1975 Tim Gray, Texas A&M, DB
 1976 Mike Dawson, Arizona, DT
 1977 Steve Pisarkiewicz, Missouri, QB
 1978 Steve Little, Arkansas, K
 Ken Greene, Washington State, DB
 1979 Ottis Anderson, Miami, RB
 1980 Curtis Greer, Michigan, DE
 1981 E.J. Junior, Alabama, LB
 1982 Luis Sharpe, UCLA, T
 1983 Leonard Smith, McNeese St., DB
 1984 Clyde Duncan, Tennessee, WR
 1985 Freddie Joe Nunn, Mississippi, LB
 1986 Anthony Bell, Michigan State, LB
 1987 Kelly Stouffer, Colorado State, QB
 1988 Ken Harvey, California, LB
 1989 Eric Hill, LSU, LB
 Joe Wolf, Boston College, G
 1990 Anthony Thompson, Indiana, RB (2)
 1991 Eric Swann, No College, DE
 1992 Tony Sacca, Penn State, QB (2)
 1993 Garrison Hearst, Georgia, RB
 Ernest Dye, South Carolina, T
 1994 Jamir Miller, UCLA, LB
 1995 Frank Sanders, Auburn, WR (2)
 1996 Simeon Rice, Illinois, DE

1997 Tom Knight, Iowa, DB
 1998 Andre Wadsworth, Florida St., DE
 1999 David Boston, Ohio State, WR
 L.J. Shelton, Eastern Michigan, T
 2000 Thomas Jones, Virginia, RB
 2001 Leonard Davis, Texas, T
 2002 Wendell Bryant, Wisconsin, DT
 2003 Bryant Johnson, Penn State, WR
 Calvin Pace, Wake Forest, DE
 2004 Larry Fitzgerald, Pittsburgh, WR
 2005 Antrel Rolle, Miami, DB
 2006 Matt Leinart, So. California, QB
 2007 Levi Brown, Penn State, T
 2008 Dominique Rodgers-Cromartie, Tenn. St., DB
 2009 Beanie Wells, Ohio State, RB
 2010 Dan Williams, Tennessee, DT
 2011 Patrick Peterson, Louisiana St., DB
 2012 Michael Floyd, Notre Dame, WR
 2013 Jonathan Cooper, North Carolina, G
 2014 Deone Bucannon, Washington St., DB
 2015 D.J. Humphries, Florida, T
 2016 Robert Nkemdiche, Mississippi, DT
 2017 Haason Reddick, Temple, LB
 2018 Josh Rosen, UCLA, QB
 2019 Kyler Murray, Oklahoma, QB
 2020 Isaiah Simmons, Clemson, LB
 2021 Zaven Collins, Tulsa, LB

ATLANTA FALCONS

1966 Tommy Nobis, Texas, LB
 Randy Johnson, Texas A&I, QB
 1967 Leo Carroll, San Diego St., DE (2)
 1968 Claude Humphrey, Tennessee St., DE
 1969 George Kunz, Notre Dame, T
 1970 John Small, Citadel, LB
 1971 Joe Profit, Northeast Louisiana, RB
 1972 Clarence Ellis, Notre Dame, DB
 1973 Greg Marx, Notre Dame, DT (2)
 1974 Gerald Tinker, Kent State, WR (2)
 1975 Steve Bartkowski, California, QB
 1976 Bubba Bean, Texas A&M, RB
 1977 Warren Bryant, Kentucky, T
 Wilson Faumuina, San Jose St., DT
 1978 Mike Kenn, Michigan, T
 1979 Don Smith, Miami, DE
 1980 Junior Miller, Nebraska, TE
 1981 Bobby Butler, Florida State, DB
 1982 Gerald Riggs, Arizona State, RB
 1983 Mike Pitts, Alabama, DE
 1984 Rick Bryan, Oklahoma, DT
 1985 Bill Fralic, Pittsburgh, T
 1986 Tony Casillas, Oklahoma, NT
 Tim Green, Syracuse, LB
 1987 Chris Miller, Oregon, QB
 1988 Aundray Bruce, Auburn, LB
 1989 Deion Sanders, Florida State, DB
 Shawn Collins, No. Arizona, WR
 1990 Steve Duncan, Tennessee, RB
 1991 Bruce Pickens, Nebraska, DB
 Mike Pritchard, Colorado, WR
 1992 Bob Whitfield, Stanford, T
 Tony Smith, So. Mississippi, RB
 1993 Lincoln Kennedy, Washington, T
 1994 Bert Emanuel, Rice, WR (2)
 1995 Devin Bush, Florida State, DB
 1996 Shannon Brown, Alabama, DT (3)
 1997 Michael Booker, Nebraska, DB
 1998 Keith Brooking, Georgia Tech, LB
 1999 Patrick Kerney, Virginia, DE
 2000 Travis Claridge, So. California, T (2)
 2001 Michael Vick, Virginia Tech, QB
 2002 T.J. Duckett, Michigan State, RB

2003 Bryan Scott, Penn State, DB (2)
 2004 DeAngelo Hall, Virginia Tech, DB
 Michael Jenkins, Ohio State, WR
 2005 Roddy White, Ala.-Birmingham, WR
 2006 Jimmy Williams, Virginia Tech, DB (2)
 2007 Jamaal Anderson, Arkansas, DE
 2008 Matt Ryan, Boston College, QB
 Sam Baker, So. California, T
 2009 Peria Jerry, Mississippi, DT
 2010 Sean Weatherspoon, Missouri, LB
 2011 Julio Jones, Alabama, WR
 2012 Peter Konz, Wisconsin, G (2)
 2013 Desmond Trufant, Washington, DB
 2014 Jake Matthews, Texas A&M, T
 2015 Vic Beasley, Clemson, DE
 2016 Keanu Neal, Florida, DB
 2017 Takkarist McKinley, UCLA, DE
 2018 Calvin Ridley, Alabama, WR
 2019 Chris Lindstrom, Boston College, G
 Kaleb McGary, Washington, T
 2020 A.J. Terrell, Clemson, DB
 2021 Kyle Pitts, Florida, TE

BALTIMORE RAVENS

1996 Jonathan Ogden, UCLA, T
 Ray Lewis, Miami, LB
 1997 Peter Boulware, Florida State, DE
 1998 Duane Starks, Miami, DB
 1999 Chris McAlister, Arizona, DB
 2000 Jamal Lewis, Tennessee, RB
 Travis Taylor, Florida, WR
 2001 Todd Heap, Arizona State, TE
 2002 Ed Reed, Miami, DB
 2003 Terrell Suggs, Arizona State, DE
 Kyle Boller, California, QB
 2004 Dwan Edwards, Oregon St., DT (2)
 2005 Mark Clayton, Oklahoma, WR
 2006 Haloti Ngata, Oregon, DT
 2007 Ben Grubbs, Auburn, G
 2008 Joe Flacco, Delaware, QB
 2009 Michael Oher, Mississippi, T
 2010 Sergio Kindle, Texas, LB (2)
 2011 Jimmy Smith, Colorado, DB
 2012 Courtney Upshaw, Alabama, LB (2)
 2013 Matt Elam, Florida, DB
 2014 C.J. Mosley, Alabama, LB
 2015 Breshad Perriman, Central Florida, WR
 2016 Ronnie Stanley, Notre Dame, T
 2017 Marlon Humphrey, Alabama, DB
 2018 Hayden Hurst, South Carolina, TE
 Lamar Jackson, Louisville, QB
 2019 Marquise Brown, Oklahoma, WR
 2020 Patrick Queen, LSU, LB
 2021 Rashod Bateman, Minnesota, WR
 Jayson Owhe, Penn State, LB

BUFFALO BILLS

1960 Richie Lucas, Penn State, QB
 1961 Ken Rice, Auburn, T
 1962 Ernie Davis, Syracuse, RB
 1963 Dave Behrman, Michigan State, C
 1964 Carl Eller, Minnesota, DE
 1965 Jim Davidson, Ohio State, T
 1966 Mike Dennis, Mississippi, RB
 1967 John Pitts, Arizona State, S
 1968 Haven Moses, San Diego St., WR
 1969 O.J. Simpson, So. California, RB
 1970 Al Cowlings, So. California, DE
 1971 J.D. Hill, Arizona State, WR
 1972 Walt Patulski, Notre Dame, DE
 1973 Paul Seymour, Michigan, TE
 Joe DeLamielleure, Michigan St., G

FIRST-ROUND SELECTIONS

1974 Reuben Gant, Oklahoma State, TE
 1975 Tom Ruud, Nebraska, LB
 1976 Mario Clark, Oregon, DB
 1977 Phil Dokes, Oklahoma State, DT
 1978 Terry Miller, Oklahoma State, RB
 1979 Tom Cousineau, Ohio State, LB
 Jerry Butler, Clemson, WR
 1980 Jim Ritcher, North Carolina St., C
 1981 Booker Moore, Penn State, RB
 1982 Perry Tuttle, Clemson, WR
 1983 Tony Hunter, Notre Dame, TE
 Jim Kelly, Miami, QB
 1984 Greg Bell, Notre Dame, RB
 1985 Bruce Smith, Virginia Tech, DE
 Derrick Burroughs, Memphis St., DB
 1986 Ronnie Harmon, Iowa, RB
 Will Wolford, Vanderbilt, T
 1987 Shane Conlan, Penn State, LB
 1988 Thurman Thomas, Oklahoma St., RB (2)
 1989 Don Beebe, Chadron, Neb., WR (3)
 1990 James Williams, Fresno State, DB
 1991 Henry Jones, Illinois, DB
 1992 John Fina, Arizona, T
 1993 Thomas Smith, North Carolina, DB
 1994 Jeff Burris, Notre Dame, DB
 1995 Ruben Brown, Pittsburgh, G
 1996 Eric Moulds, Mississippi St., WR
 1997 Antowain Smith, Houston, RB
 1998 Sam Cowart, Florida State, LB (2)
 1999 Antoine Winfield, Ohio State, DB
 2000 Erik Flowers, Arizona State, DE
 2001 Nate Clements, Ohio State, DB
 2002 Mike Williams, Texas, T
 2003 Willis McGahee, Miami, RB
 2004 Lee Evans, Wisconsin, WR
 J.P. Losman, Tulane, QB
 2005 Roscoe Parrish, Miami, WR (2)
 2006 Donte' Whitner, Ohio State, DB
 John McCargo, North Carolina St., DT
 2007 Marshawn Lynch, California, RB
 2008 Leodis McKelvin, Troy, DB
 2009 Aaron Maybin, Penn State, DE
 Eric Wood, Louisville, C
 2010 C.J. Spiller, Clemson, RB
 2011 Marcell Dareus, Alabama, DT
 2012 Stephon Gilmore, South Carolina, DB
 2013 E.J. Manuel, Florida State, QB
 2014 Sammy Watkins, Clemson, WR
 2015 Ronald Darby, Florida State, DB (2)
 2016 Shaq Lawson, Clemson, DE
 2017 Tre'Davious White, LSU, DB
 2018 Josh Allen, Wyoming, QB
 Tremaine Edmunds, Virginia Tech, LB
 2019 Ed Oliver, Houston, DT
 2020 A.J. Epenesa, Iowa, DE (2)
 2021 Gregory Rousseau, Miami (Fla.), DE

CAROLINA PANTHERS

1995 Kerry Collins, Penn State, QB
 Tyrone Poole, Ft. Valley State, DB
 Blake Brockermeyer, Texas, T
 1996 Tim Biakabutuka, Michigan, RB
 1997 Rae Carruth, Colorado, WR
 1998 Jason Peter, Nebraska, DT
 1999 Chris Terry, Georgia, T (2)
 2000 Rashard Anderson, Jackson St., DB
 2001 Dan Morgan, Miami, LB
 2002 Julius Peppers, North Carolina, DE
 2003 Jordan Gross, Utah, T
 2004 Chris Gamble, Ohio State, DB
 2005 Thomas Davis, Georgia, DB
 2006 DeAngelo Williams, Memphis, RB

2007 Jon Beason, Miami, LB
 2008 Jonathan Stewart, Oregon, RB
 Jeff Otah, Pittsburgh, T
 2009 Everette Brown, Florida St., DE (2)
 2010 Jimmy Clausen, Notre Dame, QB (2)
 2011 Cam Newton, Auburn, QB
 2012 Luke Kuechly, Boston College, LB
 2013 Star Lotulelei, Utah, DT
 2014 Kelvin Benjamin, Florida State, WR
 2015 Shaq Thompson, Washington, LB
 2016 Vernon Butler, Louisiana Tech, DT
 2017 Christian McCaffrey, Stanford, RB
 2018 D.J. Moore, Maryland, WR
 2019 Brian Burns, Florida State, DE
 2020 Derrick Brown, Auburn, DT
 2021 Jaycee Horn, South Carolina, DB

CHICAGO BEARS

1936 Joe Stydahar, West Virginia, T
 1937 Les McDonald, Nebraska, E
 1938 Joe Gray, Oregon State, B
 1939 Sid Luckman, Columbia, QB
 Bill Osmanski, Holy Cross, B
 1940 Clyde (Bulldog) Turner, Hardin-Simmons, C
 1941 Tom Harmon, Michigan, B
 Norm Standlee, Stanford, B
 Don Scott, Ohio State, B
 1942 Frankie Albert, Stanford, B
 1943 Bob Steber, Missouri, B
 1944 Ray Evans, Kansas, B
 1945 Don Lund, Michigan, B
 1946 Johnny Lujack, Notre Dame, QB
 1947 Bob Fenimore, Oklahoma State, B
 Don Kindt, Wisconsin, B
 1948 Bobby Layne, Texas, QB
 Max Bumgardner, Texas, E
 Dick Harris, Texas, C
 1949 Chuck Hunsinger, Florida, B
 Fred Morrison, Ohio State, B
 1951 Bob Williams, Notre Dame, B
 Billy Stone, Bradley, B
 Gene Schroeder, Virginia, E
 1952 Jim Dooley, Miami, B
 1953 Billy Anderson, Compton (Calif.) J.C., B
 1954 Stan Wallace, Illinois, B
 1955 Ron Drzewiecki, Marquette, B
 1956 Menan (Tex) Schriewer, Texas, E
 1957 Earl Leggett, LSU, T
 1958 Chuck Howley, West Virginia, G
 1959 Don Clark, Ohio State, B
 1960 Roger Davis, Syracuse, G
 1961 Mike Ditka, Pittsburgh, E
 1962 Ronnie Bull, Baylor, RB
 1963 Dave Behrman, Michigan State, C
 1964 Dick Evey, Tennessee, DT
 1965 Dick Butkus, Illinois, LB
 Gale Sayers, Kansas, RB
 Steve DeLong, Tennessee, T
 1966 George Rice, LSU, DT
 1967 Loyd Phillips, Arkansas, DE
 1968 Mike Hull, Southern California, RB
 1969 Rufus Mayes, Ohio State, T
 1970 George Farmer, UCLA, WR (3)
 1971 Joe Moore, Missouri, RB
 1972 Lionel Antoine, Southern Illinois, T
 Craig Clemmons, Iowa, DB
 1973 Wally Chambers, Eastern Kentucky, DE
 1974 Waymond Bryant, Tennessee St., LB
 Dave Gallagher, Michigan, DT
 1975 Walter Payton, Jackson State, RB
 1976 Dennis Lick, Wisconsin, T
 1977 Ted Albrecht, California, T

1978 Brad Shearer, Texas, DT (3)
 1979 Dan Hampton, Arkansas, DT
 Al Harris, Arizona State, DE
 1980 Otis Wilson, Louisville, LB
 1981 Keith Van Horne, So. California, T
 1982 Jim McMahon, Brigham Young, QB
 1983 Jim Covert, Pittsburgh, T
 Willie Gault, Tennessee, WR
 1984 Wilber Marshall, Florida, LB
 1985 William Perry, Clemson, DT
 1986 Neal Anderson, Florida, RB
 1987 Jim Harbaugh, Michigan, QB
 1988 Brad Muster, Stanford, RB
 Wendell Davis, Louisiana St., WR
 1989 Donnell Woolford, Clemson, DB
 Trace Armstrong, Florida, DE
 1990 Mark Carrier, So. California, DB
 1991 Stan Thomas, Texas, T
 1992 Alonzo Spellman, Ohio State, DE
 1993 Curtis Conway, So. California, WR
 1994 John Thiery, Alcorn State, DE
 1995 Rashaan Salaam, Colorado, RB
 1996 Walt Harris, Mississippi State, DB
 1997 John Allred, So. California, TE (2)
 1998 Curtis Enis, Penn State, RB
 1999 Cade McNown, UCLA, QB
 2000 Brian Urlacher, New Mexico, LB
 2001 David Terrell, Michigan, WR
 2002 Marc Colombo, Boston College, T
 2003 Michael Haynes, Penn State, DE
 Rex Grossman, Florida, QB
 2004 Tommie Harris, Oklahoma, DT
 2005 Cedric Benson, Texas, RB
 2006 Daneal Manning, Abilene Christian, DB (2)
 2007 Greg Olsen, Miami, TE
 2008 Chris Williams, Vanderbilt, T
 2009 Jarron Gilbert, San Jose State, DT (3)
 2010 Major Wright, Florida, DB (3)
 2011 Gabe Carimi, Wisconsin, T
 2012 Shea McClellin, Boise State, DE
 2013 Kyle Long, Oregon, G
 2014 Kyle Fuller, Virginia Tech, DB
 2015 Kevin White, West Virginia, WR
 2016 Leonard Floyd, Georgia, LB
 2017 Mitchell Trubisky, North Carolina, QB
 2018 Roquan Smith, Georgia, LB
 2019 David Montgomery, Iowa State, RB (3)
 2020 Cole Kmet, Notre Dame, TE (2)
 2021 Justin Fields, Ohio State, QB

CINCINNATI BENGALS

1968 Bob Johnson, Tennessee, C
 1969 Greg Cook, Cincinnati, QB
 1970 Mike Reid, Penn State, DT
 1971 Vernon Holland, Tennessee St., T
 1972 Sherman White, California, DE
 1973 Isaac Curtis, San Diego State, WR
 1974 Bill Kollar, Montana State, DT
 1975 Glenn Cameron, Florida, LB
 1976 Billy Brooks, Oklahoma, WR
 Archie Griffin, Ohio State, RB
 1977 Eddie Edwards, Miami, DT
 Wilson Whitley, Houston, DT
 Mike Cobb, Michigan State, TE
 1978 Ross Browner, Notre Dame, DT
 Blair Bush, Washington, C
 1979 Jack Thompson, Washington St., QB
 Charles Alexander, Louisiana St., RB
 Anthony Muñoz, So. California, T
 1980 David Verser, Kansas, WR
 1981 Glen Collins, Mississippi State, DE
 1982 Dave Rimington, Nebraska, C

FIRST-ROUND SELECTIONS

1984	Ricky Hunley, Arizona, LB	1971	Clarence Scott, Kansas State, CB	1972	Bill Thomas, Boston College, RB
	Pete Koch, Maryland, DE	1972	Thom Darden, Michigan, DB	1973	Billy Joe DuPree, Michigan St., TE
	Brian Blados, North Carolina, T	1973	Steve Holden, Arizona State, WR	1974	Ed (Too Tall) Jones, Tennessee St., DE
1985	Eddie Brown, Miami, WR		Pete Adams, Southern California, T		Charley Young, North Carolina St., RB
	Emanuel King, Alabama, LB	1974	Billy Corbett, Johnson C. Smith, T (2)	1975	Randy White, Maryland, LB
1986	Joe Kelly, Washington, LB	1975	Mack Mitchell, Houston, DE		Thomas Henderson, Langston, LB
	Tim McGee, Tennessee, WR	1976	Mike Pruitt, Purdue, RB	1976	Aaron Kyle, Wyoming, DB
1987	Jason Buck, Brigham Young, DE	1977	Robert Jackson, Texas A&M, LB	1977	Tony Dorsett, Pittsburgh, RB
1988	Alfred Williams, Colorado, LB	1978	Charles White, So. California, LB	1978	Larry Bethea, Michigan State, DE
1989	Eric Ball, UCLA, RB (2)		Ozzie Newsome, Alabama, TE	1979	Robert Shaw, Tennessee, C
1990	James Francis, Baylor, LB	1979	Willis Adams, Houston, WR	1980	Bill Roe, Colorado, LB (3)
1991	Alfred Williams, Colorado, LB	1980	Charles White, So. California, RB	1981	Howard Richards, Missouri, T
1992	David Klingler, Houston, QB	1981	Hanford Dixon, So. Mississippi, DB	1982	Rod Hill, Kentucky State, DB
	Darryl Williams, Miami, DB	1982	Chip Banks, So. California, LB	1983	Jim Jeffcoat, Arizona State, DE
1993	John Copeland, Alabama, DE	1983	Ron Brown, Arizona State, WR (2)	1984	Billy Cannon, Jr., Texas A&M, LB
1994	Dan Wilkinson, Ohio State, DT	1984	Don Rogers, UCLA, DB	1985	Kevin Brooks, Michigan, DE
1995	Ki-Jana Carter, Penn State, RB	1985	Greg Allen, Florida State, RB (2)	1986	Mike Sherrard, UCLA, WR
1996	Willie Anderson, Auburn, T	1986	Webster Slaughter, San Diego St., WR (2)	1987	Larry Noonan, Nebraska, DT
1997	Reinard Wilson, Florida State, LB	1987	Mike Junkin, Duke, LB	1988	Michael Irvin, Miami, WR
1998	Takeo Spikes, Auburn, LB	1988	Clifford Charlton, Florida, LB	1989	Troy Aikman, UCLA, QB
	Brian Simmons, North Carolina, LB	1989	Eric Metcalf, Texas, RB	1990	Emmitt Smith, Florida, RB
1999	Akili Smith, Oregon, QB	1990	Leroy Hoard, Michigan, RB (2)	1991	Russell Maryland, Miami, DT
2000	Peter Warrick, Florida State, WR	1991	Eric Turner, UCLA, DB		Alvin Harper, Tennessee, WR
2001	Justin Smith, Missouri, DE	1992	Tommy Vardell, Stanford, RB		Kelvin Pritchett, Mississippi, DT
2002	Levi Jones, Arizona State, T	1993	Steve Everitt, Michigan, C	1992	Kevin Smith, Texas A&M, DB
2003	Carson Palmer, Southern California, QB	1994	Antonio Langham, Alabama, DB		Robert Jones, East Carolina, LB
2004	Chris Perry, Michigan, RB		Derrick Alexander, Michigan, WR	1993	Kevin Williams, Miami, WR (2)
2005	David Pollack, Georgia, LB	1995	Craig Powell, Ohio State, LB	1994	Shante Carver, Arizona State, DE
2006	Johnathan Joseph, South Carolina, DB	1999	Tim Couch, Kentucky, QB	1995	Sherman Williams, Alabama, RB (2)
2007	Leon Hall, Michigan, DB	2000	Courtney Brown, Penn State, DE	1996	Kavika Pittman, McNeese St., DE (2)
2008	Keith Rivers, So. California, LB	2001	Gerard Warren, Florida, DT	1997	David LaFleur, LSU, TE
2009	Andre Smith, Alabama, T	2002	William Green, Boston College, RB	1998	Greg Ellis, North Carolina, DE
2010	Jermaine Gresham, Oklahoma, TE	2003	Jeff Faine, Norte Dame, C	1999	Ebenezer Ekuban, North Carolina, DE
2011	A.J. Green, Georgia, WR	2004	Kellen Winslow, Miami, TE	2000	Dwayne Goodrich, Tennessee, DB (2)
2012	Dre Kirkpatrick, Alabama, DB	2005	Brayton Edwards, Michigan, WR	2001	Quincy Carter, Georgia, QB (2)
	Kevin Zeitler, Wisconsin, G	2006	Kameron Wimbley, Florida St., DE	2002	Roy Williams, Oklahoma, DB
2013	Tyler Eifert, Notre Dame, TE	2007	Joe Thomas, Wisconsin, T	2003	Terence Newman, Kansas State, DB
2014	Darqueze Dennard, Michigan St., DB		Brady Quinn, Notre Dame, QB	2004	Julius Jones, Notre Dame, RB (2)
2015	Cedric Ogbuehi, Texas A&M, T	2008	Beau Bell, Nevada-Las Vegas, LB (4)	2005	DeMarcus Ware, Troy, DE
2016	William Jackson III, Houston, DB	2009	Alex Mack, California, C		Marcus Spears, Louisiana St., DE
2017	John Ross, Washington, WR	2010	Joe Haden, Florida, DB	2006	Bobby Carpenter, Ohio State, LB
2018	Billy Price, Ohio State, C	2011	Phil Taylor, Baylor, DT	2007	Anthony Spencer, Purdue, LB
2019	Jonah Williams, Alabama, T	2012	Trent Richardson, Alabama, RB	2008	Felix Jones, Arkansas, RB
2020	Joe Burrow, LSU, QB		Brandon Weeden, Oklahoma St., QB		Mike Jenkins, South Florida, DB
2021	Ja'Marr Chase, LSU, WR	2013	Barkevious Mingo, Louisiana St., DE	2009	Jason Williams, Western Illinois, LB (3)
		2014	Justin Gilbert, Oklahoma St., DB	2010	Dez Bryant, Oklahoma State, WR
CLEVELAND BROWNS			Johnny Manziel, Texas A&M, QB	2011	Tyron Smith, Southern California, T
1950	Ken Carpenter, Oregon State, B	2015	Danny Shelton, Washington, DT	2012	Morris Claiborne, Louisiana St., DB
1951	Ken Konz, LSU, B		Cameron Erving, Florida State, G	2013	Travis Frederick, Wisconsin, C
1952	Bert Rechichar, Tennessee, DB	2016	Corey Coleman, Baylor, WR	2014	Zack Martin, Notre Dame, G
	Harry Agganis, Boston U., QB	2017	Myles Garrett, Texas A&M, DE	2015	Byron Jones, Connecticut, DB
1953	Doug Atkins, Tennessee, DE		Jabrill Peppers, Michigan, DB	2016	Ezekiel Elliott, Ohio State, RB
1954	Bobby Garrett, Stanford, QB		David Njoku, Miami, TE	2017	Taco Charlton, Michigan, DE
	John Bauer, Illinois, G	2018	Baker Mayfield, Oklahoma, QB	2018	Leighton Vander Esch, Boise St., LB
1955	Kurt Burris, Oklahoma, C		Denzel Ward, Ohio State, CB	2019	Trysten Hill, Central Florida, DT (2)
1956	Preston Carpenter, Arkansas, B	2019	Greedy Williams, LSU, DB (2)	2020	CeeDee Lamb, Oklahoma, WR
1957	Jim Brown, Syracuse, RB	2020	Jedrick Wills, Alabama, T	2021	Micah Parsons, Penn State, LB
1958	Jim Shofner, TCU, DB	2021	Greg Newsome, Northwestern, DB		
1959	Rich Kreitling, Illinois, DE			DENVER BRONCOS	
1960	Jim Houston, Ohio State, DE	DALLAS COWBOYS		1960	Roger LeClerc, Trinity, Conn., C
1961	Bobby Crespino, Mississippi, TE	1960	None	1961	Bob Gaiters, New Mexico St., RB
1962	Gary Collins, Maryland, WR	1961	Bob Lilly, TCU, DT	1962	Merlin Olsen, Utah State, DT
	Leroy Jackson, Western Illinois, RB	1962	Sonny Gibbs, TCU, QB (2)	1963	Kermit Alexander, UCLA, CB
1963	Tom Hutchinson, Kentucky, WR	1963	Lee Roy Jordan, Alabama, LB	1964	Bob Brown, Nebraska, T
1964	Paul Warfield, Ohio State, WR	1964	Scott Appleton, Texas, DT	1965	Dick Butkus, Illinois, LB (2)
1965	James Garcia, Purdue, T (2)	1965	Craig Morton, California, QB	1966	Jerry Shay, Purdue, DT
1966	Milt Morin, Massachusetts, TE	1966	John Niland, Iowa, G	1967	Floyd Little, Syracuse, RB
1967	Bob Matheson, Duke, LB	1967	Phil Clark, Northwestern, DB (3)	1968	Curley Culp, Arizona State, DE (2)
1968	Marvin Upshaw, Trinity, Tex., DT-DE	1968	Dennis Homan, Alabama, WR	1969	Grady Cavness, Texas-El Paso, DB (2)
1969	Ron Johnson, Michigan, RB	1969	Calvin Hill, Yale, RB	1970	Bob Anderson, Colorado, RB
1970	Mike Phipps, Purdue, QB	1970	Duane Thomas, West Texas St., RB	1971	Marv Montgomery, So. California, T
	Bob McKay, Texas, T	1971	Tody Smith, So. California, DE	1972	Riley Odoms, Houston, TE

FIRST-ROUND SELECTIONS

1973 Otis Armstrong, Purdue, RB
 1974 Randy Gradisher, Ohio State, LB
 1975 Louis Wright, San Jose State, DB
 1976 Tom Glassic, Virginia, G
 1977 Steve Schindler, Boston College, G
 1978 Don Latimer, Miami, DT
 1979 Kelvin Clark, Nebraska, T
 1980 Rulon Jones, Utah State, DE (2)
 1981 Dennis Smith, So. California, DB
 1982 Gerald Willhite, San Jose St., RB
 1983 Chris Hinton, Northwestern, G
 1984 Andre Townsend, Mississippi, DE (2)
 1985 Steve Sewell, Oklahoma, RB
 1986 Jim Juriga, Illinois, T (4)
 1987 Ricky Nattiel, Florida, WR
 1988 Ted Gregory, Syracuse, NT
 1989 Steve Atwater, Arkansas, DB
 1990 Alton Montgomery, Houston, DB (2)
 1991 Mike Croel, Nebraska, LB
 1992 Tommy Maddox, UCLA, QB
 1993 Dan Williams, Toledo, DE
 1994 Allen Aldridge, Houston, LB (2)
 1995 Jamie Brown, Florida A&M, T (4)
 1996 John Mobley, Kutztown, LB
 1997 Trevor Pryce, Clemson, DT
 1998 Marcus Nash, Tennessee, WR
 1999 Al Wilson, Tennessee, LB
 2000 Deltha O'Neal, California, DB
 2001 Willie Middlebrooks, Minnesota, DB
 2002 Ashley Lelie, Hawaii, WR
 2003 George Foster, Georgia, T
 2004 D.J. Williams, Miami, LB
 2005 Darrent Williams, Oklahoma St., DB (2)
 2006 Jay Cutler, Vanderbilt, QB
 2007 Jarvis Moss, Florida, DE
 2008 Ryan Clady, Boise State, T
 2009 Knowshon Moreno, Georgia, RB
 2010 Demaryius Thomas, Georgia Tech, WR
 2011 Tim Tebow, Florida, QB
 2012 Von Miller, Texas A&M, LB
 2013 Derek Wolfe, Cincinnati, DT (2)
 2014 Sylvester Williams, North Carolina, DT
 2015 Bradley Roby, Ohio State, DB
 2016 Shane Ray, Missouri, DE
 2017 Paxton Lynch, Memphis, QB
 2018 Garrett Bolles, Utah, T
 2019 Noah Fant, Iowa, TE
 2020 Jerry Jeudy, Alabama, WR
 2021 Patrick Surtain, Alabama, DB

DETROIT LIONS

1936 Sid Wagner, Michigan State, G
 1937 Lloyd Cardwell, Nebraska, B
 1938 Alex Wojciechowicz, Fordham, C
 1939 John Pingel, Michigan State, B
 1940 Doyle Nave, Southern California, B
 1941 Jim Thomason, Texas A&M, B
 1942 Bob Westfall, Michigan, B
 1943 Frank Sinkwich, Georgia, B
 1944 Otto Graham, Northwestern, B
 1945 Frank Szymanski, Notre Dame, C
 1946 Bill Dellastatious, Missouri, B
 1947 Glenn Davis, Army, B
 1948 Y.A. Tittle, LSU, B
 1949 John Rauch, Georgia, B
 1950 Leon Hart, Notre Dame, E
 1951 Joe Watson, Rice, C
 1951 Dick Stanfel, San Francisco, G (2)
 1952 Yale Lary, Texas A&M, B (3)
 1953 Harley Sewell, Texas, G

1954 Dick Chapman, Rice, T
 1955 Dave Middleton, Auburn, B
 1956 Hopalong Cassidy, Ohio State, B
 1957 Bill Glassic, Baylor, G
 1958 Alex Karras, Iowa, T
 1959 Nick Pietrosante, Notre Dame, B
 1960 John Robinson, LSU, S
 1961 Danny LaRose, Missouri, T (2)
 1962 John Hadl, Kansas, QB
 1963 Daryl Sanders, Ohio State, T
 1964 Pete Beathard, So. California, QB
 1965 Tom Nowatzke, Indiana, RB
 1966 Nick Eddy, Notre Dame, RB (2)
 1967 Mel Farr, UCLA, RB
 1968 Greg Landry, Massachusetts, QB
 Earl McCullouch, So. California, WR
 1969 Altie Taylor, Utah State, RB (2)
 1970 Steve Owens, Oklahoma, RB
 1971 Bob Bell, Cincinnati, DT
 1972 Herb Orvis, Colorado, DE
 1973 Ernie Price, Texas A&I, DE
 1974 Ed O'Neil, Penn State, LB
 1975 Lynn Boden, South Dakota St., G
 1976 James Hunter, Grambling, DB
 Lawrence Gaines, Wyoming, RB
 1977 Walt Williams, New Mexico St., DB (2)
 1978 Luther Bradley, Notre Dame, DB
 1979 Keith Dorney, Penn State, T
 1980 Billy Sims, Oklahoma, RB
 1981 Mark Nichols, San Jose State, WR
 1982 Jimmy Williams, Nebraska, LB
 1983 James Jones, Florida, RB
 1984 David Lewis, California, TE
 1985 Lomas Brown, Florida, T
 1986 Chuck Long, Iowa, QB
 1987 Reggie Rogers, Washington, DE
 1988 Bennie Blades, Miami, DB
 1989 Barry Sanders, Oklahoma St., RB
 1990 Andre Ware, Houston, QB
 1991 Herman Moore, Virginia, WR
 1992 Robert Porcher, South Carolina St., DE
 1993 Ryan McNeil, Miami, DB (2)
 1994 Johnnie Morton, So. California, WR
 1995 Luther Elliss, Utah, DT
 1996 Reggie Brown, Texas A&M, LB
 Jeff Hartings, Penn State, G
 1997 Bryant Westbrook, Texas, DB
 1998 Terry Fair, Tennessee, DB
 1999 Chris Claiborne, So. California, LB
 Aaron Gibson, Wisconsin, T
 2000 Stockar McDougale, Oklahoma, T
 2001 Jeff Backus, Michigan, T
 2002 Joey Harrington, Oregon, QB
 2003 Charles Rogers, Michigan State, WR
 2004 Roy Williams, Texas, WR
 Kevin Jones, Virginia Tech, RB
 2005 Mike Williams, So. California, WR
 2006 Ernie Sims, Florida State, LB
 2007 Calvin Johnson, Georgia Tech, WR
 2008 Gosder Cherilus, Boston College, T
 2009 Matthew Stafford, Georgia, QB
 Brandon Pettigrew, Oklahoma St., TE
 2010 Ndamukong Suh, Nebraska, DT
 Jahvid Best, California, RB
 2011 Nick Fairley, Auburn, DT
 2012 Riley Reiff, Iowa, T
 2013 Ezekiel Ansah, Brigham Young, DE
 2014 Eric Ebron, North Carolina, TE
 2015 Laken Tomlinson, Duke, G
 2016 Taylor Decker, Ohio State, T
 2017 Jarrad Davis, Florida, LB

2018 Frank Ragnow, Arkansas, C
 2019 T.J. Hockenson, Iowa, TE
 2020 Jeff Okudah, Ohio State, DB
 2021 Peneil Sewell, Oregon, T

GREEN BAY PACKERS

1936 Russ Letlow, San Francisco, G
 1937 Eddie Jankowski, Wisconsin, B
 1938 Cecil Isbell, Purdue, B
 1939 Larry Buhler, Minnesota, B
 1940 Harold Van Every, Minnesota, B
 1941 George Paskvan, Wisconsin, B
 1942 Urban Odson, Minnesota, T
 1943 Dick Widung, Minnesota, T
 1944 Merv Pregulman, Michigan, G
 1945 Walt Schlinkman, Texas Tech, B
 1946 Johnny Strzykalski, Marquette, B
 1947 Ernie Case, UCLA, B
 1948 Earl (Jug) Girard, Wisconsin, B
 1949 Stan Heath, Nevada, B
 1950 Clayton Tonnemaker, Minnesota, C
 1951 Bob Gain, Kentucky, T
 1952 Babe Parilli, Kentucky, QB
 1953 Al Carmichael, So. California, B
 1954 Art Hunter, Notre Dame, T
 Veryl Switzer, Kansas State, B
 1955 Tom Bettis, Purdue, G
 1956 Jack Losch, Miami, B
 1957 Paul Hornung, Notre Dame, B
 Ron Kramer, Michigan, E
 1958 Dan Currie, Michigan State, C
 1959 Randy Duncan, Iowa, B
 1960 Tom Moore, Vanderbilt, RB
 1961 Herb Adderley, Michigan State, CB
 1962 Earl Gros, LSU, RB
 1963 Dave Robinson, Penn State, LB
 1964 Lloyd Voss, Nebraska, DT
 1965 Donny Anderson, Texas Tech, RB
 Lawrence Elkins, Baylor, E
 1966 Jim Grabowski, Illinois, RB
 Gale Gillingham, Minnesota, T
 1967 Bob Hyland, Boston College, C
 Don Horn, San Diego State, QB
 1968 Fred Carr, Texas-El Paso, LB
 Bill Lueck, Arizona, G
 1969 Rich Moore, Villanova, DT
 1970 Mike McCoy, Notre Dame, DT
 Rich McGeorge, Elon, TE
 1971 John Brockington, Ohio State, RB
 1972 Willie Buchanon, San Diego St., DB
 Jerry Tagge, Nebraska, QB
 1973 Barry Smith, Florida State, WR
 1974 Barty Smith, Richmond, RB
 1975 Bill Bain, So. California, G (2)
 1976 Mark Koncar, Colorado, T
 1977 Mike Butler, Kansas, DE
 Ezra Johnson, Morris Brown, DE
 1978 James Lofton, Stanford, WR
 Eddie Anderson, Michigan, LB
 1979 Eddie Lee Ivery, Georgia Tech, RB
 1980 Bruce Clark, Penn State, DE
 George Cumbly, Oklahoma, LB
 1981 Rich Campbell, California, QB
 1982 Ron Hallstrom, Iowa, G
 1983 Tim Lewis, Pittsburgh, DB
 1984 Alphonso Carreker, Florida St., DE
 1985 Ken Ruetggers, So. California, T
 1986 Kenneth Davis, TCU, RB (2)
 1987 Brent Fullwood, Auburn, RB
 1988 Sterling Sharpe, South Carolina, WR
 1989 Tony Mandarich, Michigan State, T

FIRST-ROUND SELECTIONS

1990 Tony Bennett, Mississippi, LB
Darrell Thompson, Minnesota, RB
1991 Vinnie Clark, Ohio State, DB
1992 Terrell Buckley, Florida State, DB
1993 Wayne Simmons, Clemson, LB
George Teague, Alabama, DB
1994 Aaron Taylor, Notre Dame, T
1995 Craig Newsome, Arizona State, DB
1996 John Michels, Southern California, T
1997 Ross Verba, Iowa, T
1998 Vonnie Holliday, North Carolina, DT
1999 Antuan Edwards, Clemson, DB
2000 Bubba Franks, Miami, TE
2001 Jamal Reynolds, Florida State, DE
2002 Javon Walker, Florida State, WR
2003 Nick Barnett, Oregon State, LB
2004 Ahmad Carroll, Arkansas, DB
2005 Aaron Rodgers, California, QB
2006 A.J. Hawk, Ohio State, LB
2007 Justin Harrell, Tennessee, DT
2008 Jordy Nelson, Kansas State, WR (2)
2009 B.J. Raji, Boston College, DT
Clay Matthews, So. California, LB
2010 Bryan Bulaga, Iowa, T
2011 Derek Sherrod, Mississippi State, T
2012 Nick Perry, Southern California, LB
2013 Datone Jones, UCLA, DE
2014 Ha Ha Clinton-Dix, Alabama, DB
2015 Damarious Randall, Arizona State, DB
2016 Kenny Clark, UCLA, DT
2017 Kevin King, Washington, DB (2)
2018 Jaire Alexander, Louisville, CB
2019 Rashan Gary, Michigan, LB
Darnell Savage, Maryland, DB
2020 Jordan Love, Utah State, QB
2021 Eric Stokes, Georgia, DB

HOUSTON TEXANS

2002 David Carr, Fresno State, QB
2003 Andre Johnson, Miami, WR
2004 Dunta Robinson, South Carolina, DB
Jason Babin, Western Michigan, LB
2005 Travis Johnson, Florida State, DE
2006 Mario Williams, North Carolina St., DE
2007 Amobi Okoye, Louisville, DT
2008 Duane Brown, Virginia Tech, T
2009 Brian Cushing, So. California, LB
2010 Kareem Jackson, Alabama, DB
2011 J.J. Watt, Wisconsin, DE
2012 Whitney Mercilus, Illinois, LB
2013 DeAndre Hopkins, Clemson, WR
2014 Jadeveon Clowney, South Carolina, DE
2015 Kevin Johnson, Wake Forest, DB
2016 Will Fuller, Notre Dame, WR
2017 Deshaun Watson, Clemson, QB
2018 Justin Reid, Stanford, S (3)
2019 Tytus Howard, Alabama State, T
2020 Ross Blacklock, TCU, DT (2)
2021 Davis Mills, Stanford, QB (3)

INDIANAPOLIS COLTS

1953 Billy Vessels, Oklahoma, B
1954 Cotton Davidson, Baylor, B
1955 George Shaw, Oregon, B
Alan Ameche, Wisconsin, FB
1956 Lenny Moore, Penn State, B
1957 Jim Parker, Ohio State, G
1958 Lenny Lyles, Louisville, B
1959 Jackie Burkett, Auburn, C
1960 Ron Mix, Southern California, T
1961 Tom Matte, Ohio State, RB
1962 Wendell Harris, LSU, S

1963 Bob Vogel, Ohio State, T
1964 Marv Woodson, Indiana, CB
1965 Mike Curtis, Duke, LB
1966 Sam Ball, Kentucky, T
1967 Bubba Smith, Michigan State, DT
Jim Detwiler, Michigan, RB
1968 John Williams, Minnesota, G
1969 Eddie Hinton, Oklahoma, WR
1970 Norman Bulaich, TCU, RB
1971 Don McCauley, North Carolina, RB
Leonard Dunlap, North Texas St., DB
1972 Tom Drougas, Oregon, T
1973 Bert Jones, LSU, QB
Joe Ehrmann, Syracuse, DT
1974 John Dutton, Nebraska, DE
Roger Carr, Louisiana Tech, WR
1975 Ken Huff, North Carolina, G
1976 Ken Novak, Purdue, DT
1977 Randy Burke, Kentucky, WR
1978 Reese McCall, Auburn, TE
1979 Barry Krauss, Alabama, LB
1980 Curtis Dickey, Texas A&M, RB
Derrick Hatchett, Texas, DB
1981 Randy McMillan, Pittsburgh, RB
Donnell Thompson, North Carolina, DT
1982 Johnnie Cooks, Mississippi St., LB
Art Schlichter, Ohio State, QB
1983 John Elway, Stanford, QB
1984 Leonard Coleman, Vanderbilt, DB
Ron Solt, Maryland, G
1985 Duane Bickett, So. California, LB
1986 Jon Hand, Alabama, DE
1987 Cornelius Bennett, Alabama, LB
1988 Chris Chandler, Washington, QB (3)
1989 Andre Rison, Michigan State, WR
1990 Jeff George, Illinois, QB
1991 Shane Curry, Miami, DE (2)
1992 Steve Emtman, Washington, DT
Quentin Coryatt, Texas A&M, LB
1993 Sean Dawkins, California, WR
1994 Marshall Faulk, San Diego St., RB
Trev Alberts, Nebraska, LB
1995 Ellis Johnson, Florida, DT
1996 Marvin Harrison, Syracuse, WR
1997 Tarik Glenn, California, T
1998 Peyton Manning, Tennessee, QB
1999 Edgerrin James, Miami, RB
2000 Rob Morris, Brigham Young, LB
2001 Reggie Wayne, Miami, WR
2002 Dwight Freeney, Syracuse, DE
2003 Dallas Clark, Iowa, TE
2004 Bob Sanders, Iowa, DB (2)
2005 Marlin Jackson, Michigan, DB
2006 Joseph Addai, LSU, RB
2007 Anthony Gonzalez, Ohio State, WR
2008 Mike Pollak, Arizona State, G (2)
2009 Donald Brown, Connecticut, RB
2010 Jerry Hughes, TCU, DE
2011 Anthony Castonzo, Boston College, T
2012 Andrew Luck, Stanford, QB
2013 Bjoern Werner, Florida State, DE
2014 Jack Mewhort, Ohio State, G (2)
2015 Phillip Dorsett, Miami, WR
2016 Ryan Kelly, Alabama, C
2017 Malik Hooker, Ohio State, DB
2018 Quenton Nelson, Notre Dame, G
2019 Rock Ya-Sin, Temple, DB (2)
2020 Michael Pittman, So. California, WR (2)
2021 Kwity Paye, Michigan, DE

JACKSONVILLE JAGUARS

1995 Tony Boselli, Southern California, T
James Stewart, Tennessee, RB
1996 Kevin Hardy, Illinois, LB
1997 Renaldo Wynn, Notre Dame, DT
1998 Fred Taylor, Florida, RB
Donovin Darius, Syracuse, DB
1999 Fernando Bryant, Alabama, DB
2000 R. Jay Soward, So. California, WR
2001 Marcus Stroud, Georgia, DT
2002 John Henderson, Tennessee, DB
2003 Byron Leftwich, Marshall, QB
2004 Reggie Williams, Washington, WR
2005 Matt Jones, Arkansas, WR
2006 Mercedes Lewis, UCLA, TE
2007 Reggie Nelson, Florida, DB
2008 Derrick Harvey, Florida, DE
2009 Eugene Monroe, Virginia, T
2010 Tyson Alualu, California, DT
2011 Blaine Gabbert, Missouri, QB
2012 Justin Blackmon, Oklahoma St., WR
2013 Luke Joeckel, Texas A&M, T
2014 Blake Bortles, Central Florida, QB
2015 Dante Fowler, Florida, DE
2016 Jalen Ramsey, Florida State, DB
2017 Leonard Fournette, Louisiana St., RB
2018 Taven Bryan, Florida, DT
2019 Josh Allen, Kentucky, DE
2020 C.J. Henderson, Florida, DB
K'Lavon Chaisson, LSU, LB
2021 Trevor Lawrence, Clemson, QB
Travis Etienne, Clemson, RB

KANSAS CITY CHIEFS

1960 Don Meredith, So. Methodist, QB
1961 E.J. Holub, Texas Tech, C
1962 Ronnie Bull, Baylor, RB
1963 Buck Buchanan, Grambling, DT
Ed Budde, Michigan State, G
1964 Pete Beathard, So. California, QB
1965 Gale Sayers, Kansas, RB
1966 Aaron Brown, Minnesota, DE
1967 Gene Trosch, Miami, DE-DT
1968 Mo Moorman, Texas A&M, G
George Daney, Texas-EI Paso, G
1969 Jim Marsalis, Tennessee State, CB
1970 Sid Smith, Southern California, T
1971 Elmo Wright, Houston, WR
1972 Jeff Kinney, Nebraska, RB
1973 Gary Butler, Rice, TE (2)
1974 Woody Green, Arizona State, RB
1975 Elmore Stephens, Kentucky, TE (2)
1976 Rod Walters, Iowa, G
1977 Gary Green, Baylor, DB
1978 Art Still, Kentucky, DE
1979 Mike Bell, Colorado State, DE
Steve Fuller, Clemson, QB
1980 Brad Budde, Southern California, G
1981 Willie Scott, South Carolina, TE
1982 Anthony Hancock, Tennessee, WR
1983 Todd Blackledge, Penn State, QB
1984 Bill Maas, Pittsburgh, DT
John Alt, Iowa, T
1985 Ethan Horton, North Carolina, RB
1986 Brian Jozwiak, West Virginia, T
1987 Paul Palmer, Temple, RB
1988 Neil Smith, Nebraska, DE
1989 Derrick Thomas, Alabama, LB
1990 Percy Snow, Michigan State, LB
1991 Harvey Williams, Louisiana St., RB
1992 Dale Carter, Tennessee, DB

FIRST-ROUND SELECTIONS

1993 Will Shields, Nebraska, G (3)
 1994 Greg Hill, Texas A&M, RB
 1995 Trezelle Jenkins, Michigan, T
 1996 Jerome Woods, Memphis, DB
 1997 Tony Gonzalez, California, TE
 1998 Victor Riley, Auburn, T
 1999 John Tait, Brigham Young, T
 2000 Sylvester Morris, Jackson St., WR
 2001 Eric Downing, Syracuse, DT (3)
 2002 Ryan Sims, North Carolina, DT
 2003 Larry Johnson, Penn State, RB
 2004 Junior Siavii, Oregon, DT (2)
 2005 Derrick Johnson, Texas, LB
 2006 Tamba Hali, Penn State, DE
 2007 Dwayne Bowe, LSU, WR
 2008 Glenn Dorsey, LSU, DT
 Brandon Albert, Virginia, T
 2009 Tyson Jackson, LSU, DE
 2010 Eric Berry, Tennessee, DB
 2011 Jonathan Baldwin, Pittsburgh, WR
 2012 Dontari Poe, Memphis, NT
 2013 Eric Fisher, Central Michigan, T
 2014 Dee Ford, Auburn, DE
 2015 Marcus Peters, Washington, DB
 2016 Chris Jones, Mississippi State, DT (2)
 2017 Patrick Mahomes, Texas Tech, QB
 2018 Breeland Speaks, Mississippi, DT (2)
 2019 Mecole Hardman, Georgia, WR (2)
 2020 Clyde Edwards-Helaire, LSU, RB
 2021 Nick Bolton, Missouri, LB (2)

LAS VEGAS RAIDERS

1960 Dale Hackbart, Wisconsin, CB
 1961 Joe Rutgens, Illinois, DT
 1962 Roman Gabriel, North Carolina St., QB
 1963 George Wilson, Alabama, RB (6)
 1964 Tony Loric, Arizona State, RB
 1965 Harry Schuh, Memphis State, T
 1966 Rodger Bird, Kentucky, S
 1967 Gene Upshaw, Texas A&I, G
 1968 Eldridge Dickey, Tennessee St., QB
 1969 Art Thoms, Syracuse, DT
 1970 Raymond Chester, Morgan St., TE
 1971 Jack Tatum, Ohio State, S
 1972 Mike Siani, Villanova, WR
 1973 Ray Guy, Southern Mississippi, P
 1974 Henry Lawrence, Florida A&M, T
 1975 Neal Colzie, Ohio State, DB
 1976 Charles Philyaw, Texas Southern, DT (2)
 1977 Mike Davis, Colorado, DB (2)
 1978 Dave Browning, Washington, DE (2)
 1979 Willie Jones, Florida State, DE (2)
 1980 Marc Wilson, Brigham Young, QB
 1981 Ted Watts, Texas Tech, DB
 Curt Marsh, Washington, T
 1982 Marcus Allen, So. California, RB
 1983 Don Mosebar, So. California, T
 1984 Sean Jones, Northeastern, DE (2)
 1985 Jessie Hester, Florida State, WR
 1986 Bob Buczkowski, Pittsburgh, DE
 1987 John Clay, Missouri, T
 1988 Tim Brown, Notre Dame, WR
 Terry McDaniel, Tennessee, DB
 Scott Davis, Illinois, DE
 1989 Jeff Francis, Tennessee, QB (6)
 1990 Anthony Smith, Arizona, DE
 1991 Todd Marinovich, So. California, QB
 1992 Chester McGlockton, Clemson, DE
 1993 Patrick Bates, Texas A&M, DB
 1994 Rob Fredrickson, Michigan St., LB
 1995 Napoleon Kaufman, Washington, RB
 1996 Rickey Dudley, Ohio State, TE

1997 Darrell Russell, Southern California, DT
 1998 Charles Woodson, Michigan, DB
 Mo Collins, Florida, T
 1999 Matt Stinchcomb, Georgia, T
 2000 Sebastian Janikowski, Florida St., K
 2001 Derrick Gibson, Florida State, DB
 2002 Phillip Buchanan, Miami, DB
 Napoleon Harris, Northwestern, LB
 2003 Nnamdi Asomugha, California, DB
 Tyler Brayton, Colorado, DE
 2004 Robert Gallery, Iowa, T
 2005 Fabian Washington, Nebraska, DB
 2006 Michael Huff, Texas, DB
 2007 JaMarcus Russell, LSU, QB
 2008 Darren McFadden, Arkansas, RB
 2009 Darius Heyward-Bey, Maryland, WR
 2010 Rolando McClain, Alabama, LB
 2011 Stefan Wisniewski, Penn State, C (2)
 2012 Tony Bergstrom, Utah, G (3)
 2013 D.J. Hayden, Houston, DB
 2014 Khalil Mack, Buffalo, LB
 2015 Amari Cooper, Alabama, WR
 2016 Karl Joseph, West Virginia, DB
 2017 Gareon Conley, Ohio St., DB
 2018 Kolton Miller, UCLA, T
 2019 Clelin Ferrell, Clemson, DE
 Josh Jacobs, Alabama, RB
 Johnathan Abram, Mississippi St., DB
 2020 Henry Ruggs, Alabama, WR
 Damon Arnette, Ohio State, DB
 2021 Alex Leatherwood, Alabama, T

LOS ANGELES CHARGERS

1960 Monty Stickles, Notre Dame, E
 1961 Earl Faison, Indiana, DE
 1962 Bob Ferguson, Ohio State, RB
 1963 Walt Sweeney, Syracuse, G
 1964 Ted Davis, Georgia Tech, LB
 1965 Steve DeLong, Tennessee, DE
 1966 Don Davis, Cal St.-Los Angeles, DT
 1967 Ron Billingsley, Wyoming, DE
 1968 Russ Washington, Missouri, DT
 Jimmy Hill, Texas A&I, DB
 1969 Marty Domres, Columbia, QB
 Bob Babich, Miami, Ohio, LB
 Walker Gillette, Richmond, WR
 1970 Leon Burns, Long Beach State, RB
 1971 Pete Lazetich, Stanford, DE (2)
 1972 Johnny Rodgers, Nebraska, WR
 1973 Bo Matthews, Colorado, RB
 Don Goode, Kansas, LB
 1974 Gary Johnson, Grambling, DT
 Mike Williams, LSU, DB
 1975 Joe Washington, Oklahoma, RB
 1976 Bob Rush, Memphis State, C
 1977 John Jefferson, Arizona State, WR
 1978 Kellen Winslow, Missouri, TE
 1979 Ed Luther, San Jose State, QB (4)
 1980 James Brooks, Auburn, RB
 1981 Hollis Hall, Clemson, DB (7)
 1982 Billy Ray Smith, Arkansas, LB
 Gary Anderson, Arkansas, WR
 Gill Byrd, San Jose State, DB
 1984 Mossy Cade, Texas, DB
 1985 Jim Lachey, Ohio State, G
 1986 Leslie O'Neal, Oklahoma State, DE
 James FitzPatrick, So. California, T
 1987 Rod Bernstine, Texas A&M, TE
 1988 Anthony Miller, Tennessee, WR
 1989 Burt Grossman, Pittsburgh, DE
 1990 Junior Seau, So. California, LB
 1991 Stanley Richard, Texas, DB

1992 Chris Mims, Tennessee, DE
 1993 Darrien Gordon, Stanford, DB
 1994 Isaac Davis, Arkansas, G (2)
 1995 Terrance Shaw, Stephen F. Austin, DB (2)
 1996 Bryan Still, Virginia Tech, WR (2)
 1997 Freddie Jones, North Carolina, TE (2)
 1998 Ryan Leaf, Washington State, QB
 1999 Jermaine Fazande, Oklahoma, RB (2)
 2000 Rogers Beckett, Marshall, DB (2)
 2001 LaDainian Tomlinson, TCU, RB
 2002 Quentin Jammer, Texas, DB
 2003 Sammy Davis, Texas A&M, DB
 2004 Eli Manning, Mississippi, QB
 2005 Shawne Merriman, Maryland, LB
 Luis Castillo, Northwestern, DT
 2006 Antonio Cromartie, Florida State, DB
 2007 Craig Davis, LSU, WR
 2008 Antoine Cason, Arizona, DB
 2009 Larry English, Northern Illinois, LB
 2010 Ryan Mathews, Fresno State, RB
 2011 Corey Liuget, Illinois, DE
 2012 Melvin Ingram, South Carolina, LB
 2013 D.J. Fluker, Alabama, T
 2014 Jason Verrett, TCU, DB
 2015 Melvin Gordon, Wisconsin, RB
 2016 Joey Bosa, Ohio State, DE
 2017 Mike Williams, Clemson, WR
 2018 Derwin James, Florida State, S
 2019 Jerry Tilley, Notre Dame, DT
 Justin Herbert, Oregon, QB
 Kenneth Murray, Oklahoma, LB
 2021 Rashawn Slater, Northwestern, T

LOS ANGELES RAMS

1937 Johnny Drake, Purdue, B
 1938 Corbett Davis, Indiana, B
 1939 Parker Hall, Mississippi, B
 1940 Ollie Cordill, Rice, B
 1941 Rudy Mucha, Washington, C
 1942 Jack Wilson, Baylor, B
 1943 Mike Holovak, Boston College, B
 1944 Tony Butkovich, Illinois, B
 1945 Elroy (Crazylegs) Hirsch, Wisconsin, B
 1946 Emil Sitko, Notre Dame, B
 1947 Herman Wedemeyer, St. Mary's, Calif., B
 1948 Tom Keane, West Virginia, B (2)
 1949 Bobby Thomason, Virginia Military, B
 1950 Ralph Pasquariello, Villanova, B
 Stan West, Oklahoma, G
 1951 Bud McFadin, Texas, G
 1952 Bill Wade, Vanderbilt, QB
 Bob Carey, Michigan State, E
 1953 Donn Moomaw, UCLA, C
 Ed Barker, Washington State, E
 1954 Ed Beatty, Cincinnati, C
 1955 Larry Morris, Georgia Tech, C
 1956 Joe Marconi, West Virginia, B
 Charles Horton, Vanderbilt, B
 1957 Jon Arnett, Southern California, B
 Del Shofner, Baylor, E
 1958 Lou Michaels, Kentucky, T
 Jim Phillips, Auburn, E
 1959 Dick Bass, Pacific, B
 Paul Dickson, Baylor, T
 1960 Billy Cannon, LSU, RB
 1961 Marlin McKeever, So. California, E-LB
 1962 Roman Gabriel, North Carolina St., QB
 Merlin Olsen, Utah State, DT
 1963 Terry Baker, Oregon State, QB
 Rufus Guthrie, Georgia Tech, G
 1964 Bill Munson, Utah State, QB
 1965 Clancy Williams, Washington St., CB

FIRST-ROUND SELECTIONS

1966 Tom Mack, Michigan, G
 1967 Willie Ellison, Texas Southern, RB (2)
 1968 Gary Beban, UCLA, QB (2)
 1969 Larry Smith, Florida, RB
 Jim Seymour, Notre Dame, WR
 Bob Klein, Southern California, TE
 1970 Jack Reynolds, Tennessee, LB
 1971 Isiah Robertson, Southern, LB
 Jack Youngblood, Florida, DE
 1972 Jim Bertelsen, Texas, RB (2)
 1973 Cullen Bryant, Colorado, DB (2)
 1974 John Cappelletti, Penn State, RB
 1975 Mike Fanning, Notre Dame, DT
 Dennis Harrah, Miami, T
 Doug France, Ohio State, T
 1976 Kevin McLain, Colorado State, LB
 1977 Bob Brudzinski, Ohio State, LB
 1978 Elvis Peacock, Oklahoma, RB
 1979 George Andrews, Nebraska, LB
 Kent Hill, Georgia Tech, T
 1980 Johnnie Johnson, Texas, DB
 1981 Mel Owens, Michigan, LB
 1982 Barry Redden, Richmond, RB
 1983 Eric Dickerson, So. Methodist, RB
 1984 Hal Stephens, East Carolina, DE (5)
 1985 Jerry Gray, Texas, DB
 1986 Mike Schad, Queen's Univ., Canada, T
 1987 Donald Evans, Winston-Salem, DE (2)
 1988 Gaston Green, UCLA, RB
 Aaron Cox, Arizona State, WR
 1989 Bill Hawkins, Miami, DE
 Cleveland Gary, Miami, RB
 1990 Bern Brostek, Washington, C
 1991 Todd Lyght, Notre Dame, DB
 1992 Sean Gilbert, Pittsburgh, DE
 1993 Jerome Bettis, Notre Dame, RB
 1994 Wayne Gandy, Auburn, T
 1995 Kevin Carter, Florida, DE
 1996 Lawrence Phillips, Nebraska, RB
 Eddie Kennison, Louisiana St., WR
 1997 Orlando Pace, Ohio State, T
 1998 Grant Wistrom, Nebraska, DE
 1999 Tony Holt, North Carolina St., WR
 2000 Trung Canidate, Arizona, RB
 2001 Damione Lewis, Miami, DT
 Adam Archuleta, Arizona State, DB
 Ryan Pickett, Ohio State, DT
 2002 Robert Thomas, UCLA, LB
 2003 Jimmy Kennedy, Penn State, DT
 2004 Steven Jackson, Oregon State, RB
 2005 Alex Barron, Florida State, T
 2006 Tye Hill, Clemson, DB
 2007 Adam Carriker, Nebraska, DE
 2008 Chris Long, Virginia, DE
 2009 Jason Smith, Baylor, T
 2010 Sam Bradford, Oklahoma, QB
 2011 Robert Quinn, North Carolina, DE
 2012 Michael Brockers, Louisiana St., DT
 2013 Tavon Austin, West Virginia, WR
 Alec Ogletree, Georgia, LB
 2014 Greg Robinson, Auburn, T
 Aaron Donald, Pittsburgh, DT
 2015 Todd Gurley, Georgia, RB
 2016 Jared Goff, California, QB
 2017 Gerald Everett, South Alabama, TE (2)
 2018 Joseph Noteboom, TCU, T (3)
 2019 Taylor Rapp, Washington, DB (2)
 2020 Cam Akers, Florida State, RB (2)
 2021 Tutu Atwell, Louisville, WR (2)

MIAMI DOLPHINS

1966 Jim Grabowski, Illinois, RB
 Rick Norton, Kentucky, QB
 1967 Bob Griese, Purdue, QB
 1968 Larry Csonka, Syracuse, RB
 Doug Crusan, Indiana, T
 1969 Bill Stanfill, Georgia, DE
 1970 Jim Mandich, Michigan, TE (2)
 1971 Otto Stowe, Iowa State, WR (2)
 1972 Mike Kadish, Notre Dame, DT
 1973 Chuck Bradley, Oregon, C (2)
 1974 Donald Reese, Jackson State, DE
 1975 Darryl Carlton, Tampa, T
 1976 Larry Gordon, Arizona State, LB
 Kim Bokamper, San Jose State, LB
 1977 A.J. Duhe, LSU, DT
 1978 Guy Benjamin, Stanford, QB (2)
 1979 Jon Giesler, Michigan, T
 1980 Don McNeal, Alabama, DB
 1981 David Overstreet, Oklahoma, RB
 1982 Roy Foster, Southern California, G
 1983 Dan Marino, Pittsburgh, QB
 1984 Jackie Shipp, Oklahoma, LB
 1985 Lorenzo Hampton, Florida, RB
 1986 John Offerdahl, Western Michigan, LB (2)
 1987 John Bosa, Boston College, DE
 1988 Eric Kumerow, Ohio State, DE
 1989 Sammie Smith, Florida State, RB
 Louis Oliver, Florida, DB
 1990 Richmond Webb, Texas A&M, T
 1991 Randal Hill, Miami, WR
 1992 Troy Vincent, Wisconsin, DB
 Marco Coleman, Georgia Tech, LB
 1993 O.J. McDuffie, Penn State, WR
 1994 Tim Owens, Mississippi, DT
 1995 Billy Milner, Houston, T
 1996 Daryl Gardener, Baylor, DT
 1997 Yatil Green, Miami, WR
 1998 John Avery, Mississippi, RB
 1999 J.J. Johnson, Mississippi St., RB (2)
 2000 Todd Wade, Mississippi, T (2)
 2001 Jamar Fletcher, Wisconsin, DB
 2002 Seth McKinney, Texas A&M, C (3)
 2003 Eddie Moore, Tennessee, LB (2)
 2004 Vernon Carey, Miami, T
 2005 Ronnie Brown, Auburn, RB
 2006 Jason Allen, Tennessee, DB
 2007 Ted Ginn, Ohio State, WR
 2008 Jake Long, Michigan, T
 2009 Vontae Davis, Illinois, DB
 2010 Jared Odrick, Penn State, DT
 2011 Mike Pouncey, Florida, C
 2012 Ryan Tannehill, Texas A&M, QB
 2013 Dion Jordan, Oregon, DE
 2014 Ja'Wuan James, Tennessee, T
 2015 DeVante Parker, Louisville, WR
 2016 Laremy Tunsil, Mississippi, T
 2017 Charles Harris, Missouri, DE
 2018 Minkah Fitzpatrick, Alabama, S
 2019 Christian Wilkins, Clemson, DT
 2020 Tua Tagovailoa, Alabama, QB
 Austin Jackson, So. California, T
 Noah Iginoghene, Auburn, DB
 2021 Jaylen Waddle, Alabama, WR
 Jaelan Phillips, Miami (Fla.), DE

MINNESOTA VIKINGS
 1961 Tommy Mason, Tulane, RB
 1962 Bill Miller, Miami, WR (3)
 1963 Jim Dunaway, Mississippi, T
 1964 Carl Eller, Minnesota, DE
 1965 Jack Snow, Notre Dame, WR

1966 Jerry Shay, Purdue, DT
 1967 Clint Jones, Michigan State, RB
 Gene Washington, Michigan St., WR
 Alan Page, Notre Dame, DT
 1968 Ron Yary, Southern California, T
 1969 Ed White, California, G (2)
 1970 John Ward, Oklahoma State, DT
 1971 Leo Hayden, Ohio State, RB
 1972 Jeff Siemon, Stanford, LB
 1973 Chuck Foreman, Miami, RB
 1974 Fred McNeill, UCLA, LB
 Steve Riley, Southern California, T
 1975 Mark Mullaney, Colorado State, DE
 1976 James White, Oklahoma State, DT
 1977 Tommy Kramer, Rice, QB
 1978 Randy Holloway, Pittsburgh, DE
 1979 Ted Brown, North Carolina St., RB
 1980 Doug Martin, Washington, DT
 1981 Martye McDole, Mississippi St., WR (2)
 1982 Darrin Nelson, Stanford, RB
 1983 Joey Browner, So. California, DB
 1984 Keith Millard, Washington St., DE
 1985 Chris Doleman, Pittsburgh, LB
 1986 Gerald Robinson, Auburn, DE
 1987 D.J. Dozier, Penn State, RB
 1988 Randall McDaniel, Arizona State, G
 1989 David Braxton, Wake Forest, LB (2)
 1990 Mike Jones, Texas A&M, TE (3)
 1991 Carlos Jenkins, Michigan St., LB (3)
 1992 Robert Harris, Southern Univ., DE (2)
 1993 Robert Smith, Ohio State, RB
 1994 DeWayne Washington, N. Carolina St., DB
 Todd Steussie, California, T
 1995 Derrick Alexander, Florida St., DE
 Corey Stringer, Ohio State, T
 1996 Duane Clemons, California, DE
 1997 Dwayne Rudd, Alabama, LB
 1998 Randy Moss, Marshall, WR
 1999 Daunte Culpepper, Central Florida, QB
 Dimitrius Underwood, Michigan St., DE
 2000 Chris Hovan, Boston College, DT
 2001 Michael Bennett, Wisconsin, RB
 2002 Bryant McKinnie, Miami, T
 2003 Kevin Williams, Oklahoma State, DT
 2004 Kenechi Udezue, Southern California, DE
 2005 Troy Williamson, South Carolina, WR
 Erasmus James, Wisconsin, DE
 2006 Chad Greenway, Iowa, LB
 2007 Adrian Peterson, Oklahoma, RB
 2008 Tyrell Johnson, Arkansas State, DB (2)
 2009 Percy Harvin, Florida, WR
 2010 Chris Cook, Virginia, DB (2)
 2011 Christian Ponder, Florida State, QB
 2012 Matt Kalil, Southern California, T
 Harrison Smith, Notre Dame, DB
 2013 Shariff Floyd, Florida, DT
 Xavier Rhodes, Florida State, DB
 Cordarrelle Patterson, Tennessee, WR
 2014 Anthony Barr, UCLA, LB
 Teddy Bridgewater, Louisville, QB
 2015 Trae Waynes, Michigan State, DB
 2016 Laqon Treadwell, Mississippi, WR
 2017 Dalvin Cook, Florida State, RB (2)
 2018 Mike Hughes, Central Florida, CB
 2019 Garrett Bradbury, North Carolina St., C
 2020 Justin Jefferson, LSU, WR
 Jeff Gladney, TCU, DB
 2021 Christian Darrisaw, Virginia Tech, T

FIRST-ROUND SELECTIONS

NEW ENGLAND PATRIOTS

1960 Ron Burton, Northwestern, RB
 1961 Tommy Mason, Tulane, RB
 1962 Gary Collins, Maryland, WR
 1963 Art Graham, Boston College, WR
 1964 Jack Concannon, Boston College, QB
 1965 Jerry Rush, Michigan State, DE
 1966 Karl Singer, Purdue, T
 1967 John Charles, Purdue, S
 1968 Dennis Byrd, North Carolina St., DE
 1969 Ron Sellers, Florida State, WR
 1970 Phil Olsen, Utah State, DE
 1971 Jim Plunkett, Stanford, QB
 1972 Tom Reynolds, San Diego St., WR (2)
 1973 John Hannah, Alabama, G
 Sam Cunningham, So. California, RB
 Darryl Stingley, Purdue, WR
 1974 Steve Corbett, Boston College, G (2)
 1975 Russ Francis, Oregon, TE
 1976 Mike Haynes, Arizona State, DB
 Pete Brock, Colorado, C
 Tim Fox, Ohio State, DB
 1977 Raymond Clayborn, Texas, DB
 Stanley Morgan, Tennessee, WR
 1978 Bob Cryder, Alabama, G
 1979 Rick Sanford, South Carolina, DB
 1980 Roland James, Tennessee, DB
 Vagas Ferguson, Notre Dame, RB
 1981 Brian Holloway, Stanford, T
 1982 Kenneth Sims, Texas, DT
 Lester Williams, Miami, DT
 1983 Tony Eason, Illinois, QB
 1984 Irving Fryar, Nebraska, WR
 1985 Trevor Matich, Brigham Young, C
 1986 Reggie Dupard, So. Methodist, RB
 1987 Bruce Armstrong, Louisville, T
 1988 John Stephens, Northwestern St., La., RB
 1989 Hart Lee Dykes, Oklahoma St., WR
 1990 Chris Singleton, Arizona, LB
 Ray Agnew, North Carolina St., DE
 1991 Pat Harlow, Southern California, T
 Leonard Russell, Arizona St., RB
 1992 Eugene Chung, Virginia Tech, T
 1993 Drew Bledsoe, Washington St., QB
 1994 Willie McGinest, So. California, DE
 1995 Ty Law, Michigan, DB
 1996 Terry Glenn, Ohio State, WR
 1997 Chris Canty, Kansas State, DB
 1998 Robert Edwards, Georgia, RB
 Tebucky Jones, Syracuse, DB
 1999 Damien Woody, Boston College, C
 Andy Katzenmoyer, Ohio State, LB
 2000 Adrian Klemm, Hawaii, T (2)
 2001 Richard Seymour, Georgia, DT
 2002 Daniel Graham, Colorado, TE
 2003 Ty Warren, Texas A&M, DT
 2004 Vince Wilfork, Miami, DT
 Ben Watson, Georgia, TE
 2005 Logan Mankins, Fresno State, G
 2006 Laurence Maroney, Minnesota, RB
 2007 Brandon Meriweather, Miami, DB
 2008 Jerod Mayo, Tennessee, LB
 2009 Patrick Chung, Oregon, DB (2)
 2010 Devin McCourty, Rutgers, DB
 2011 Nate Solder, Colorado, T
 2012 Chandler Jones, Syracuse, DE
 Dont'a Hightower, Alabama, LB
 2013 Jamie Collins, So. Mississippi, LB (2)
 2014 Dominique Easley, Florida, DE
 2015 Malcolm Brown, Texas, DT
 2016 Cyrus Jones, Alabama, DB (2)

2017 Derek Rivers, Youngstown St., DE (3)
 2018 Isaiah Wynn, Georgia, T
 Sony Michel, Georgia, RB
 2019 N'Keal Harry, Arizona State, WR
 2020 Kyle Dugger, Lenoir-Rhyne, DB (2)
 2021 Mac Jones, Alabama, QB

NEW ORLEANS SAINTS

1967 Les Kelley, Alabama, RB
 1968 Kevin Hardy, Notre Dame, DE
 1969 John Shinnars, Xavier, G
 1970 Ken Burrough, Texas Southern, WR
 1971 Archie Manning, Mississippi, QB
 1972 Royce Smith, Georgia, G
 1973 Derland Moore, Oklahoma, DE (2)
 1974 Rick Middleton, Ohio State, LB
 1975 Larry Burton, Purdue, WR
 Kurt Schumacher, Ohio State, T
 1976 Chuck Muncie, California, RB
 1977 Joe Campbell, Maryland, DE
 1978 Wes Chandler, Florida, WR
 1979 Russell Erxleben, Texas, P-K
 1980 Stan Brock, Colorado, T
 1981 George Rogers, South Carolina, RB
 1982 Lindsay Scott, Georgia, WR
 1983 Steve Korte, Arkansas, G (2)
 1984 James Geathers, Wichita State, DE
 1985 Alvin Toles, Tennessee, LB
 1986 Jim Dombrowski, Virginia, T
 1987 Shawn Knight, Brigham Young, DT
 1988 Craig Heyward, Pittsburgh, RB
 1989 Wayne Martin, Arkansas, DE
 1990 Renaldo Turnbull, West Virginia, DE
 1991 Wesley Carroll, Miami, WR (2)
 1992 Vaughn Dunbar, Indiana, RB
 1993 Willie Roaf, Louisiana Tech, T
 Irv Smith, Notre Dame, TE
 1994 Joe Johnson, Louisville, DE
 1995 Mark Fields, Washington State, LB
 1996 Alex Molden, Oregon, DB
 1997 Chris Naeole, Colorado, G
 1998 Kyle Turley, San Diego State, T
 1999 Ricky Williams, Texas, RB
 2000 Darren Howard, Kansas St., DE (2)
 2001 Deuce McAllister, Mississippi, RB
 2002 Donte' Stallworth, Tennessee, WR
 Charles Grant, Georgia, DE
 2003 Johnathan Sullivan, Georgia, DT
 2004 Will Smith, Ohio State, DE
 2005 Jammal Brown, Oklahoma, T
 2006 Reggie Bush, So. California, RB
 2007 Robert Meachem, Tennessee, WR
 2008 Sedrick Ellis, So. California, DT
 2009 Malcolm Jenkins, Ohio State, DB
 2010 Patrick Robinson, Florida State, DB
 2011 Cameron Jordan, California, DE
 Mark Ingram, Alabama, RB
 2012 Akiem Hicks, Regina, DT (3)
 2013 Kenny Vaccaro, Texas, DB
 2014 Brandin Cooks, Oregon State, WR
 2015 Andrus Peat, Stanford, T
 Stephone Anthony, Clemson, LB
 2016 Sheldon Rankins, Louisville, DT
 2017 Marshon Lattimore, Ohio St., DB
 Ryan Ramsey, Wisconsin, T
 2018 Marcus Davenport, Texas-San Antonio, DE
 2019 Erik McCoy, Texas A&M, C (2)
 2020 Cesar Ruiz, Michigan, C
 2021 Payton Turner, Houston, DE

NEW YORK GIANTS

1936 Art Lewis, Ohio U., T
 1937 Ed Widseth, Minnesota, T
 1938 George Karamatic, Gonzaga, B
 1939 Walt Neilson, Arizona, B
 1940 Grenville Lansdell, So. California, B
 1941 George Franck, Minnesota, B
 1942 Merle Hapes, Mississippi, B
 1943 Steve Filipowicz, Fordham, B
 1944 Billy Hillenbrand, Indiana, B
 1945 Elmer Barbour, Wake Forest, B
 1946 George Connor, Notre Dame, T
 1947 Vic Schwall, Northwestern, B
 1948 Tony Minisi, Pennsylvania, B
 1949 Paul Page, Southern Methodist, B
 1950 Travis Tidwell, Auburn, B
 1951 Kyle Rote, Southern Methodist, B
 Jim Spavital, Oklahoma A&M, B
 1952 Frank Gifford, Southern California, B
 1953 Bobby Marlow, Alabama, B
 1954 Ken Buck, Pacific, C (2)
 1955 Joe Heap, Notre Dame, B
 1956 Henry Moore, Arkansas, B (2)
 1957 Sam DeLuca, South Carolina, T (2)
 1958 Phil King, Vanderbilt, B
 1959 Lee Grosscup, Utah, B
 1960 Lou Cordileone, Clemson, G
 1961 Bruce Tarbox, Syracuse, G (2)
 1962 Jerry Hillebrand, Colorado, LB
 1963 Frank Lasky, Florida, T (2)
 1964 Joe Don Looney, Oklahoma, RB
 1965 Tucker Frederickson, Auburn, RB
 1966 Francis Peay, Missouri, T
 1967 Louis Thompson, Alabama, DT (4)
 1968 Dick Buzin, Penn State, T (2)
 1969 Fred Dryer, San Diego State, DE
 1970 Jim Files, Oklahoma, LB
 1971 Rocky Thompson, West Texas St., WR
 1972 Eldridge Small, Texas A&I, DB
 Larry Jacobson, Nebraska, DE
 1973 Brad Van Pelt, Michigan St., LB (2)
 1974 John Hicks, Ohio State, G
 1975 Al Simpson, Colorado State, T (2)
 1976 Troy Archer, Colorado, DE
 1977 Gary Jeter, Southern California, DT
 1978 Gordon King, Stanford, T
 1979 Phil Simms, Morehead State, QB
 1980 Mark Haynes, Colorado, DB
 1981 Lawrence Taylor, North Carolina, LB
 1982 Butch Woolfolk, Michigan, RB
 1983 Terry Kinard, Clemson, DB
 1984 Carl Banks, Michigan State, LB
 William Roberts, Ohio State, T
 1985 George Adams, Kentucky, RB
 1986 Eric Dorsey, Notre Dame, DE
 1987 Mark Ingram, Michigan State, WR
 1988 Eric Moore, Indiana, T
 1989 Brian Williams, Minnesota, C-G
 1990 Rodney Hampton, Georgia, RB
 1991 Jarrod Bunch, Michigan, RB
 1992 Derek Brown, Notre Dame, TE
 1993 Michael Strahan, Texas Southern, DE (2)
 1994 Thomas Lewis, Indiana, WR
 1995 Tyrone Wheatley, Michigan, RB
 1996 Cedric Jones, Oklahoma, DE
 1997 Ike Hilliard, Florida, WR
 1998 Shaun Williams, UCLA, DB
 1999 Luke Petitgout, Notre Dame, T
 2000 Ron Dayne, Wisconsin, RB
 2001 Will Allen, Syracuse, DB
 2002 Jeremy Shockey, Miami, TE

FIRST-ROUND SELECTIONS

2003 William Joseph, Miami, DT
 2004 Philip Rivers, North Carolina St., QB
 2005 Corey Webster, Louisiana St., DB (2)
 2006 Mathias Kiwanuka, Boston College, DE
 2007 Aaron Ross, Texas, DB
 2008 Kenny Phillips, Miami, DB
 2009 Hakeem Nicks, North Carolina, WR
 2010 Jason Pierre-Paul, South Florida, DE
 2011 Prince Amukamara, Nebraska, DB
 2012 David Wilson, Virginia Tech, RB
 2013 Justin Pugh, Syracuse, T
 2014 Odell Beckham, Louisiana St., WR
 2015 Ereck Flowers, Miami, T
 2016 Eli Apple, Ohio State, DB
 2017 Evan Engram, Mississippi, TE
 2018 Saquon Barkley, Penn State, RB
 2019 Daniel Jones, Duke, QB
 Dexter Lawrence, Clemson, DT
 DeAndre Baker, Georgia, DB
 2020 Andrew Thomas, Georgia, T
 2021 Kadarius Toney, Florida, WR

NEW YORK JETS

1960 George Izo, Notre Dame, QB
 1961 Tom Brown, Minnesota, G
 1962 Sandy Stephens, Minnesota, QB
 1963 Jerry Stovall, LSU, S
 1964 Matt Snell, Ohio State, RB
 1965 Joe Namath, Alabama, QB
 Tom Nowatzke, Indiana, RB
 1966 Bill Yearby, Michigan, DT
 1967 Paul Seiler, Notre Dame, T
 Lee White, Weber State, RB
 1969 Dave Foley, Ohio State, T
 1970 Steve Tannen, Florida, CB
 1971 John Riggins, Kansas, RB
 1972 Jerome Barkum, Jackson St., WR
 Mike Taylor, Michigan, LB
 1973 Burgess Owens, Miami, DB
 1974 Carl Barzilauskas, Indiana, DT
 1975 Anthony Davis, So. California, RB (2)
 1976 Richard Todd, Alabama, QB
 1977 Marvin Powell, So. California, T
 1978 Chris Ward, Ohio State, T
 1979 Marty Lyons, Alabama, DE
 1980 Johnny (Lam) Jones, Texas, WR
 1981 Freeman McNeil, UCLA, RB
 1982 Bob Crable, Notre Dame, LB
 1983 Ken O'Brien, Cal-Davis, QB
 1984 Russell Carter, So. Methodist, DB
 Ron Faurot, Arkansas, DE
 1985 Al Toon, Wisconsin, WR
 1986 Mike Haight, Iowa, T
 1987 Roger Vick, Texas A&M, RB
 1988 Dave Cadigan, So. California, T
 1989 Jeff Lageman, Virginia, LB
 1990 Blair Thomas, Penn State, RB
 1991 Browning Nagle, Louisville, QB (2)
 1992 Johnny Mitchell, Nebraska, TE
 1993 Marvin Jones, Florida State, LB
 1994 Aaron Glenn, Texas A&M, DB
 1995 Kyle Brady, Penn State, TE
 Hugh Douglas, Central St., Ohio, DE
 1996 Keyshawn Johnson, So. California, WR
 1997 James Farris, Virginia, LB
 1998 Dorian Boose, Washington St., DE (2)
 1999 Randy Thomas, Mississippi St., G (2)
 2000 Shaun Ellis, Tennessee, DE
 John Abraham, South Carolina, LB
 Chad Pennington, Marshall, QB
 Anthony Becht, West Virginia, TE

2001 Santana Moss, Miami, WR
 2002 Bryan Thomas, Ala.-Birmingham, DE
 2003 Dewayne Robertson, Kentucky, DT
 2004 Jonathan Vilma, Miami, LB
 2005 Mike Nugent, Ohio State, K (2)
 2006 D'Brickashaw Ferguson, Virginia, T
 Nick Mangold, Ohio State, C
 2007 Darrelle Revis, Pittsburgh, DB
 2008 Vernon Gholston, Ohio State, LB
 Dustin Keller, Purdue, TE
 2009 Mark Sanchez, So. California, QB
 2010 Kyle Wilson, Boise State, DB
 2011 Muhammad Wilkerson, Temple, DT
 2012 Quinton Coples, North Carolina, DE
 2013 Dee Milliner, Alabama, DB
 Sheldon Richardson, Missouri, DT
 2014 Calvin Pryor, Louisville, DB
 2015 Leonard Williams, So. California, DE
 2016 Darron Lee, Ohio State, LB
 2017 Jamal Adams, Louisiana St., DB
 2018 Sam Darnold, So. California, QB
 2019 Quinnen Williams, Alabama, DT
 2020 Mekhi Becton, Louisville, T
 2021 Zach Wilson, Brigham Young, QB
 Alijah Vera-Tucker, So. California, G

PHILADELPHIA EAGLES

1936 Jay Berwanger, Chicago, B
 1937 Sam Francis, Nebraska, B
 1938 Jim McDonald, Ohio State, B
 1939 Davey O'Brien, TCU, B
 1940 George McAfee, Duke, B
 1941 Art Jones, Richmond, B (2)
 1942 Pete Kmetovic, Stanford, B
 1943 Joe Muha, Virginia Military, B
 1944 Steve Van Buren, Louisiana St., B
 1945 John Yonaker, Notre Dame, E
 1946 Leo Riggs, Southern California, B
 1947 Neill Armstrong, Oklahoma A&M, E
 1948 Clyde (Smackover) Scott, Arkansas, B
 1949 Chuck Bednarik, Pennsylvania, C
 Frank Tripucka, Notre Dame, B
 1950 Harry (Bud) Grant, Minnesota, E
 1951 Ebert Van Buren, Louisiana St., B
 Chet Nutryn, Xavier, B
 1952 Johnny Bright, Drake, B
 1953 Al Conway, Army, B (2)
 1954 Neil Worden, Notre Dame, B
 1955 Dick Bielski, Maryland, B
 1956 Bob Pellegri, Maryland, C
 1957 Clarence Peaks, Michigan State, B
 1958 Walt Kowalczyk, Michigan State, B
 1959 J.D. Smith, Rice, T (2)
 1960 Ron Burton, Northwestern, RB
 1961 Art Baker, Syracuse, RB
 1962 Pete Case, Georgia, G (2)
 1963 Ed Budde, Michigan State, G
 1964 Bob Brown, Nebraska, T
 1965 Ray Rissmiller, Georgia, T (2)
 1966 Randy Beisler, Indiana, DE
 1967 Harry Jones, Arkansas, RB
 1968 Tim Rossovich, So. California, DE
 1969 Leroy Keyes, Purdue, DE
 1970 Steve Zabel, Oklahoma, TE
 1971 Richard Harris, Grambling, DE
 1972 John Reaves, Florida, QB
 1973 Jerry Sisemore, Texas, T
 Charle Young, So. California, TE
 1974 Mitch Sutton, Kansas, DT (3)
 1975 Bill Capraun, Miami, T (7)
 1976 Mike Smith, Florida, DE (4)
 1977 Skip Sharp, Kansas, DB (5)

1978 Reggie Wilkes, Georgia Tech, LB (3)
 1979 Jerry Robinson, UCLA, LB
 1980 Roynell Young, Alcorn State, DB
 1981 Leonard Mitchell, Houston, DE
 1982 Mike Quick, North Carolina St., WR
 1983 Michael Haddix, Mississippi St., RB
 1984 Kenny Jackson, Penn State, WR
 1985 Kevin Allen, Indiana, T
 1986 Keith Byars, Ohio State, RB
 1987 Jerome Brown, Miami, DT
 1988 Keith Jackson, Oklahoma, TE
 1989 Jessie Small, Eastern Kentucky, LB (2)
 1990 Ben Smith, Georgia, DB
 1991 Antone Davis, Tennessee, T
 1992 Siran Stacy, Alabama, RB (2)
 1993 Lester Holmes, Jackson State, T
 Leonard Renfro, Colorado, DT
 1994 Bernard Williams, Georgia, T
 1995 Mike Mamula, Boston College, DE
 1996 Jermaine Mayberry, Texas A&M-Kingsville, T
 1997 Jon Harris, Virginia, DE
 1998 Tra Thomas, Florida State, T
 1999 Donovan McNabb, Syracuse, QB
 2000 Corey Simon, Florida State, DT
 2001 Freddie Mitchell, UCLA, WR
 2002 Lito Sheppard, Florida, DB
 2003 Jerome McDougle, Miami, DE
 2004 Shawn Andrews, Arkansas, T
 2005 Mike Patterson, So. California, DT
 2006 Brodrick Bunkley, Florida State, DT
 2007 Kevin Kolb, Houston, QB (2)
 2008 Trevor Laws, Notre Dame, DT (2)
 2009 Jeremy Maclin, Missouri, WR
 2010 Brandon Graham, Michigan, DE
 2011 Danny Watkins, Baylor, G
 2012 Fletcher Cox, Mississippi St., DT
 2013 Lane Johnson, Oklahoma, T
 2014 Marcus Smith, Louisville, LB
 2015 Nelson Agholor, Southern California, WR
 2016 Cameron Wentz, North Dakota State, QB
 2017 Derek Barnett, Tennessee, DE
 2018 Dallas Goedert, South Dakota St., TE (2)
 2019 Andre Dillard, Washington State, T
 2020 Jalen Reagor, TCU, WR
 2021 DeVonta Smith, Alabama, WR

PITTSBURGH STEELERS

1936 Bill Shakespeare, Notre Dame, B
 1937 Mike Basrak, Duquesne, C
 1938 Byron (Whizzer) White, Colorado, B
 1939 Bill Patterson, Baylor, B (3)
 1940 Kay Eakin, Arkansas, B
 1941 Chet Gladchuk, Boston College, C (2)
 1942 Bill Dudley, Virginia, B
 1943 Bill Daley, Minnesota, B
 1944 Johnny Podesto, St. Mary's, Calif., B
 1945 Paul Duhart, Florida, B
 1946 Felix (Doc) Blanchard, Army, B
 1947 Hub Bechtol, Texas, E
 1948 Dan Edwards, Georgia, E
 1949 Bobby Gage, Clemson, B
 1950 Lynn Chandnois, Michigan St., B
 1951 Butch Avinger, Alabama, B
 1952 Ed Modzelewski, Maryland, B
 1953 Ted Marchibroda, St. Bonaventure, B
 1954 Johnny Lattner, Notre Dame, B
 1955 Frank Varrichione, Notre Dame, T
 1956 Gary Glick, Colorado A&M, B
 Art Davis, Mississippi State, B
 1957 Len Dawson, Purdue, B
 1958 Larry Krutko, West Virginia, B (2)
 1959 Tom Barnett, Purdue, B (8)

FIRST-ROUND SELECTIONS

1960 Jack Spikes, TCU, RB
 1961 Myron Pottios, Notre Dame, LB (2)
 1962 Bob Ferguson, Ohio State, RB
 1963 Frank Atkinson, Stanford, T (8)
 1964 Paul Marth, Pittsburgh, S
 1965 Roy Jefferson, Utah, WR (2)
 1966 Dick Leftridge, West Virginia, RB
 1967 Don Shy, San Diego State, RB (2)
 1968 Mike Taylor, Southern California, T
 1969 Joe Greene, North Texas State, DT
 1970 Terry Bradshaw, Louisiana Tech, QB
 1971 Frank Lewis, Grambling, WR
 1972 Franco Harris, Penn State, RB
 1973 J.T. Thomas, Florida State, DB
 1974 Lynn Swann, So. California, WR
 1975 Dave Brown, Michigan, DB
 1976 Bennie Cunningham, Clemson, TE
 1977 Robin Cole, New Mexico, LB
 1978 Ron Johnson, Eastern Michigan, DB
 1979 Greg Hawthorne, Baylor, RB
 1980 Mark Malone, Arizona State, QB
 1981 Keith Gary, Oklahoma, DE
 1982 Walter Abercrombie, Baylor, RB
 1983 Gabriel Rivera, Texas Tech, DT
 1984 Louis Lipps, So. Mississippi, WR
 1985 Darryl Sims, Wisconsin, DE
 1986 John Rienstra, Temple, G
 1987 Rod Woodson, Purdue, DB
 1988 Aaron Jones, Eastern Kentucky, DE
 1989 Tim Worley, Georgia, RB
 Tom Ricketts, Pittsburgh, T
 1990 Eric Green, Liberty, TE
 1991 Huey Richardson, Florida, DE
 1992 Leon Searcy, Miami, T
 1993 Deon Figures, Colorado, DB
 1994 Charles Johnson, Colorado, WR
 1995 Mark Bruener, Washington, TE
 1996 Jaimin Stephens, North Carolina A&T, T
 1997 Chad Scott, Maryland, DB
 1998 Alan Faneua, LSU, G
 1999 Troy Edwards, Louisiana Tech, WR
 2000 Plaxico Burress, Michigan St., WR
 2001 Casey Hampton, Texas, DT
 2002 Kendall Simmons, Auburn, G
 2003 Troy Polamalu, Southern California, DB
 2004 Ben Roethlisberger, Miami (OH), QB
 2005 Heath Miller, Virginia, TE
 2006 Santonio Holmes, Ohio State, WR
 2007 Lawrence Timmons, Florida State, LB
 2008 Rashard Mendenhall, Illinois, RB
 2009 Evander Hood, Missouri, DE
 2010 Maurkice Pouncey, Florida, C
 2011 Cameron Heyward, Ohio State, DE
 2012 David DeCastro, Stanford, G
 2013 Jarvis Jones, Georgia, LB
 2014 Ryan Shazier, Ohio State, LB
 2015 Bud Dupree, Kentucky, LB
 2016 Artie Burns, Miami, DB
 2017 T.J. Watt, Wisconsin, LB
 2018 Terrell Edmunds, Virginia Tech, S
 2019 Devin Bush, Michigan, LB
 2020 Chase Claypool, Notre Dame, WR (2)
 2021 Najee Harris, Alabama, RB

SAN FRANCISCO 49ERS

1950 Leo Nomellini, Minnesota, T
 1951 Y.A. Tittle, LSU, B
 1952 Hugh McElhenny, Washington, B
 1953 Harry Babcock, Georgia, E
 Tom Stolhandske, Texas, E
 1954 Bernie Faloney, Maryland, B
 1955 Dickie Moegle, Rice, B

1956 Earl Morrall, Michigan State, B
 1957 John Brodie, Stanford, B
 1958 Jim Pace, Michigan, B
 Charlie Krueger, Texas A&M, T
 1959 Dave Baker, Oklahoma, B
 Dan James, Ohio State, C
 1960 Monty Stickles, Notre Dame, E
 1961 Jimmy Johnson, UCLA, CB
 Bernie Casey, Bowling Green, WR
 Bill Kilmer, UCLA, QB
 1962 Lance Alworth, Arkansas, WR
 1963 Kermit Alexander, UCLA, CB
 1964 Dave Parks, Texas Tech, WR
 1965 Ken Willard, North Carolina, RB
 George Donnelly, Illinois, DB
 1966 Stan Hindman, Mississippi, DE
 1967 Steve Spurrier, Florida, QB
 Cas Banaszek, Northwestern, T
 1968 Forrest Blue, Auburn, C
 1969 Ted Kwalick, Penn State, TE
 Gene Washington, Stanford, WR
 1970 Cedrick Hardman, North Texas St., DE
 Bruce Taylor, Boston U., DB
 1971 Tim Anderson, Ohio State, DB
 1972 Terry Beasley, Auburn, WR
 1973 Mike Holmes, Texas Southern, DB
 1974 Wilbur Jackson, Alabama, RB
 Bill Sandifer, UCLA, DT
 1975 Jimmy Webb, Mississippi St., DT
 1976 Randy Cross, UCLA, C (2)
 1977 Elmo Boyd, Eastern Kentucky, WR (3)
 1978 Ken MacAfee, Notre Dame, TE
 Dan Bunz, Cal St.-Long Beach, LB
 1979 James Owens, UCLA, WR (2)
 1980 Earl Cooper, Rice, RB
 Jim Stuckey, Clemson, DT
 1981 Ronnie Lott, So. California, DB
 1982 Bubba Paris, Michigan, T (2)
 1983 Roger Craig, Nebraska, RB (2)
 1984 Todd Shell, Brigham Young, LB
 1985 Jerry Rice, Mississippi Valley St., WR
 1986 Larry Roberts, Alabama, DE (2)
 1987 Harris Barton, North Carolina, T
 Terrence Flagler, Clemson, RB
 1988 Danny Stubbs, Miami, DE (2)
 1989 Keith DeLong, Tennessee, LB
 1990 Dexter Carter, Florida State, RB
 1991 Ted Washington, Louisville, DT
 1992 Dana Hall, Washington, DB
 Dana Stubblefield, Kansas, DT
 Todd Kelly, Tennessee, DE
 1994 Bryant Young, Notre Dame, DT
 William Floyd, Florida State, RB
 1995 J.J. Stokes, UCLA, WR
 1996 Israel Ifeanyi, So. California, DE (2)
 1997 Jim Druckenmiller, Virginia Tech, QB
 1998 R.W. McQuarters, Oklahoma St., DB
 1999 Reggie McGrew, Florida, DT
 2000 Julian Peterson, Michigan St., LB
 Ahmed Plummer, Ohio State, DB
 2001 Andre Carter, California, DE
 2002 Mike Rumph, Miami, DB
 2003 Kwame Harris, Stanford, T
 2004 Rashaun Woods, Oklahoma St., WR
 2005 Alex Smith, Utah, QB
 2006 Vernon Davis, Maryland, TE
 Manny Lawson, North Carolina St., DE
 2007 Patrick Willis, Mississippi, LB
 Joe Staley, Central Michigan, T
 2008 Kentwan Balmer, North Carolina, DT
 2009 Michael Crabtree, Texas Tech, WR

2010 Anthony Davis, Rutgers, T
 Mike Iupati, Idaho, G
 2011 Aldon Smith, Missouri, LB
 2012 A.J. Jenkins, Illinois, WR
 2013 Eric Reid, LSU, DB
 2014 Jimmie Ward, Northern Illinois, DB
 2015 Arik Armstead, Oregon, DE
 2016 DeForest Buckner, Oregon, DE
 Joshua Garnett, Stanford, G
 2017 Solomon Thomas, Stanford, DE
 Reuben Foster, Alabama, LB
 2018 Mike McGlinchey, Notre Dame, T
 2019 Nick Bosa, Ohio State, DE
 2020 Javon Kinlaw, South Carolina, DT
 Brandon Aiyuk, Arizona State, WR
 2021 Trey Lance, North Dakota State, QB

SEATTLE SEAHAWKS

1976 Steve Niehaus, Notre Dame, DT
 1977 Steve August, Tulsa, G
 1978 Keith Simpson, Memphis St., DB
 1979 Manu Tuiaosopo, UCLA, DT
 1980 Jacob Green, Texas A&M, DE
 1981 Ken Easley, UCLA, DB
 1982 Jeff Bryant, Clemson, DE
 1983 Curt Warner, Penn State, RB
 1984 Terry Taylor, Southern Illinois, DB
 1985 Owen Gill, Iowa, RB (2)
 1986 John L. Williams, Florida, RB
 1987 Tony Woods, Pittsburgh, LB
 1988 Brian Blades, Miami, WR (2)
 1989 Andy Heck, Notre Dame, T
 1990 Cortez Kennedy, Miami, DT
 1991 Dan McGwire, San Diego St., QB
 1992 Ray Roberts, Virginia, T
 1993 Rick Mirer, Notre Dame, QB
 1994 Sam Adams, Texas A&M, DT
 1995 Joey Galloway, Ohio State, WR
 1996 Pete Kendall, Boston College, T
 1997 Shawn Springs, Ohio State, DB
 Walter Jones, Florida State, T
 1998 Anthony Simmons, Clemson, LB
 1999 Lamar King, Saginaw Valley St., DE
 2000 Shaun Alexander, Alabama, RB
 Chris McIntosh, Wisconsin, T
 2001 Koren Robinson, North Carolina St., WR
 Steve Hutchinson, Michigan, G
 2002 Jerryamy Stevens, Washington, TE
 2003 Marcus Trufant, Washington State, DB
 2004 Marcus Tubbs, Texas, DT
 2005 Chris Spencer, Mississippi, C
 2006 Kelly Jennings, Miami, DB
 2007 Josh Wilson, Maryland, DB (2)
 2008 Lawrence Jackson, So. California, DE
 2009 Aaron Curry, Wake Forest, LB
 2010 Russell Okung, Oklahoma State, T
 Earl Thomas, Texas, DB
 2011 James Carpenter, Alabama, T
 2012 Bruce Irvin, West Virginia, DE
 2013 Christine Michael, Texas A&M, RB (2)
 2014 Paul Richardson, Colorado, WR (2)
 2015 Frank Clark, Michigan, DE (2)
 2016 Germain Ifoadi, Texas A&M, T
 2017 Malik McDowell, Michigan St., DT (2)
 2018 Rashaad Penny, San Diego State, RB
 2019 L.J. Collier, TCU, DE
 2020 Jordyn Brooks, Texas Tech, LB
 2021 D'Wayne Eskridge, W. Michigan, WR (2)

TAMPA BAY BUCCANEERS

1976 Lee Roy Selmon, Oklahoma, DT
 1977 Ricky Bell, Southern California, RB

FIRST-ROUND SELECTIONS

1978 Doug Williams, Grambling, QB
 1979 Greg Roberts, Oklahoma, G (2)
 1980 Ray Snell, Wisconsin, G
 1981 Hugh Green, Pittsburgh, LB
 1982 Sean Farrell, Penn State, G
 1983 Randy Grimes, Baylor, C (2)
 1984 Keith Browner, So. California, LB (2)
 1985 Ron Holmes, Washington, DE
 1986 Bo Jackson, Auburn, RB
 Roderick Jones, So. Methodist, DB
 1987 Vinny Testaverde, Miami, QB
 1988 Paul Gruber, Wisconsin, T
 1989 Broderick Thomas, Nebraska, LB
 1990 Keith McCants, Alabama, LB
 1991 Charles McRae, Tennessee, T
 1992 Courtney Hawkins, Michigan St., WR (2)
 1993 Eric Curry, Alabama, DE
 1994 Trent Dilfer, Fresno State, QB
 1995 Warren Sapp, Miami, DT
 Derrick Brooks, Florida State, LB
 1996 Regan Upshaw, California, DE
 Marcus Jones, North Carolina, DT
 1997 Warrick Dunn, Florida State, RB
 Reidel Anthony, Florida, WR
 1998 Jacquez Green, Florida, WR (2)
 1999 Anthony McFarland, Louisiana St., DT
 2000 Cosey Coleman, Tennessee, G (2)
 2001 Kenyatta Walker, Florida, T
 2002 Marquise Walker, Michigan, WR (3)
 2003 Dewayne White, Louisville, DE (2)
 2004 Michael Clayton, Louisiana St., WR
 2005 Carnell Williams, Auburn, RB
 2006 Davin Joseph, Oklahoma, G
 2007 Gaines Adams, Clemson, DE
 2008 Aqib Talib, Kansas, DB
 2009 Josh Freeman, Kansas State, QB
 2010 Gerald McCoy, Oklahoma, DT
 2011 Adrian Clayborn, Iowa, DE
 2012 Mark Barron, Alabama, DB
 Doug Martin, Boise State, RB
 2013 Johnthan Banks, Mississippi St., DB (2)
 2014 Mike Evans, Texas A&M, WR
 2015 Jameis Winston, Florida State, QB
 2016 Vernon Hargreaves, Florida, DB
 2017 O.J. Howard, Alabama, TE
 2018 Vita Vea, Washington, DT
 2019 Devin White, LSU, LB
 2020 Tristan Wirfs, Iowa, T
 2021 Joe Tryon, Washington, LB

TENNESSEE TITANS

1960 Billy Cannon, LSU, RB
 1961 Mike Ditka, Pittsburgh, E
 1962 Ray Jacobs, Howard Payne, DT
 1963 Danny Brabham, Arkansas, LB
 1964 Scott Appleton, Texas, DT
 1965 Lawrence Elkins, Baylor, WR
 1966 Tommy Nobis, Texas, LB
 1967 George Webster, Michigan St., LB
 Tom Regner, Notre Dame, G
 1968 Mac Haik, Mississippi, WR (2)
 1969 Ron Pritchard, Arizona State, LB
 1970 Doug Wilkerson, N. Carolina Central, G
 1971 Dan Pastorini, Santa Clara, QB
 1972 Greg Sampson, Stanford, DE
 1973 John Matuszak, Tampa, DE
 George Amundson, Iowa State, RB
 1974 Steve Manstedt, Nebraska, LB (4)
 1975 Robert Brazile, Jackson State, LB
 Don Hardeman, Texas A&I, RB
 1976 Mike Barber, Louisiana Tech, TE (2)
 1977 Morris Towns, Missouri, T

1978 Earl Campbell, Texas, RB
 1979 Mike Stensrud, Iowa State, DE (2)
 1980 Angelo Fields, Michigan St., T (2)
 1981 Michael Holston, Morgan St., WR (3)
 1982 Mike Munchak, Penn State, G
 1983 Bruce Matthews, So. California, T
 1984 Dean Steinkuhler, Nebraska, T
 1985 Ray Childress, Texas A&M, DE
 Richard Johnson, Wisconsin, DB
 1986 Jim Everett, Purdue, QB
 1987 Alonzo Highsmith, Miami, RB
 Haywood Jeffires, North Carolina St., WR
 1988 Lorenzo White, Michigan State, RB
 David Williams, Florida, T
 1990 Lamar Lathon, Houston, LB
 1991 Mike Dumas, Indiana, DB (2)
 1992 Eddie Robinson, Alabama St., LB (2)
 1993 Brad Hopkins, Illinois, T
 1994 Henry Ford, Arkansas, DE
 1995 Steve McNair, Alcorn State, QB
 1996 Eddie George, Ohio State, RB
 1997 Kenny Holmes, Miami, DE
 1998 Kevin Dyson, Utah, WR
 1999 Jevon Kearse, Florida, DE
 2000 Keith Bulluck, Syracuse, LB
 2001 Andre Dyson, Utah, DB (2)
 2002 Albert Haynesworth, Tennessee, DT
 2003 Andre Woolfolk, Oklahoma, DB
 2004 Ben Troupe, Florida, TE (2)
 2005 Adam Jones, West Virginia, DB
 2006 Vince Young, Texas, QB
 2007 Michael Griffin, Texas, DB
 2008 Chris Johnson, East Carolina, RB
 2009 Kenny Britt, Rutgers, WR
 2010 Derrick Morgan, Georgia Tech, DE
 2011 Jake Locker, Washington, QB
 2012 Kendall Wright, Baylor, WR
 2013 Chance Warmack, Alabama, G
 2014 Taylor Lewan, Michigan, T
 2015 Marcus Mariota, Oregon, QB
 2016 Jack Conklin, Michigan State, T
 2017 Corey Davis, Western Michigan, WR
 Adoree' Jackson, So. California, DB
 2018 Rashaan Evans, Alabama, LB
 2019 Jeffery Simmons, Mississippi St., DT
 2020 Isaiah Wilson, Georgia, T
 2021 Caleb Farley, Virginia Tech, DB

WASHINGTON FOOTBALL TEAM

1936 Riley Smith, Alabama, B
 1937 Sammy Baugh, TCU, B
 1938 Andy Farkas, Detroit, B
 1939 I.B. Hale, TCU, T
 1940 Ed Boell, New York U., B
 1941 Forest Evashevski, Michigan, B
 1942 Orban (Spec) Sanders, Texas, B
 1943 Jack Jenkins, Missouri, B
 1944 Mike Micka, Colgate, B
 1945 Jim Hardy, Southern California, B
 1946 Cal Rossi, UCLA, B*
 1947 Cal Rossi, UCLA, B
 1948 Harry Gilmer, Alabama, B
 Lowell Tew, Alabama, B
 1949 Rob Goode, Texas A&M, B
 1950 George Thomas, Oklahoma, B
 1951 Leon Heath, Oklahoma, B
 1952 Larry Isbell, Baylor, B
 1953 Jack Scarbath, Maryland, B
 1954 Steve Meilinger, Kentucky, E
 1955 Ralph Guglielmi, Notre Dame, B
 1956 Ed Vereb, Maryland, B
 1957 Don Bosseler, Miami, B

1958 Mike Sommer, George Washington, B (2)
 1959 Don Allard, Boston College, B
 1960 Richie Lucas, Penn State, QB
 1961 Norman Snead, Wake Forest, QB
 Joe Rutgens, Illinois, DT
 1962 Ernie Davis, Syracuse, RB
 1963 Pat Richter, Wisconsin, TE
 1964 Charley Taylor, Arizona St., RB-WR
 1965 Bob Breitenstein, Tulsa, T (2)
 1966 Charlie Gogolak, Princeton, K
 1967 Ray McDonald, Idaho, RB
 1968 Jim Smith, Oregon, DB
 1969 Eugene Epps, Texas-El Paso, DB (2)
 1970 Bill Bundige, Colorado, DT (2)
 1971 Cotton Speyrer, Texas, WR (2)
 1972 Moses Denson, Maryland St., RB (8)
 1973 Charles Cantrell, Lamar, G (5)
 1974 Jon Keyworth, Colorado, TE (6)
 1975 Mike Thomas, Nevada-Las Vegas, RB (6)
 1976 Mike Hughes, Baylor, G (5)
 1977 Duncan McColl, Stanford, DE (4)
 1978 Tony Green, Florida, RB (6)
 1979 Don Warren, San Diego St., TE (4)
 1980 Art Monk, Syracuse, WR
 1981 Mark May, Pittsburgh, T
 1982 Vernon Dean, San Diego St., DB (2)
 1983 Darrell Green, Texas A&I, DB
 1984 Bob Slater, Oklahoma, DT (2)
 1985 Tory Nixon, San Diego St., DB (2)
 1986 Markus Koch, Boise State, DE (2)
 1987 Brian Davis, Nebraska, DB (2)
 1988 Chip Lohmiller, Minnesota, K (2)
 1989 Tracy Rucker, Auburn, DT (3)
 1990 Andre Collins, Penn State, LB (2)
 1991 Bobby Wilson, Michigan State, DT
 1992 Desmond Howard, Michigan, WR
 1993 Tom Carter, Notre Dame, DB
 1994 Heath Shuler, Tennessee, QB
 1995 Michael Westbrook, Colorado, WR
 1996 Andre Johnson, Penn State, T
 1997 Kenard Lang, Miami, DE
 1998 Stephen Alexander, Oklahoma, TE (2)
 1999 Champ Bailey, Georgia, DB
 2000 LaVar Arrington, Penn State, LB
 Chris Samuels, Alabama, T
 2001 Rod Gardner, Clemson, WR
 2002 Patrick Ramsey, Tulane, QB
 2003 Taylor Jacobs, Florida, WR (2)
 2004 Sean Taylor, Miami, DB
 2005 Carlos Rogers, Auburn, DB
 Jason Campbell, Auburn, QB
 2006 Rocky McIntosh, Miami, LB (2)
 2007 LaRon Landry, LSU, DB
 2008 Devin Thomas, Michigan State, WR (2)
 2009 Brian Orakpo, Texas, DE
 2010 Trent Williams, Oklahoma, T
 2011 Ryan Kerrigan, Purdue, LB
 2012 Robert Griffin III, Baylor, QB
 2013 David Amerson, North Carolina St., DB (2)
 2014 Trent Murphy, Stanford, LB (2)
 2015 Brandon Scherff, Iowa, T
 2016 Josh Doctson, TCU, WR
 2017 Jonathan Allen, Alabama, DE
 2018 Daron Payne, Alabama, DT
 2019 Dwayne Haskins, Ohio State, QB
 Montez Sweat, Mississippi State, LB
 2020 Chase Young, Ohio State, DE
 2021 Jamin Davis, Kentucky, LB
 *Choice lost due to ineligibility

PRO BOWL ALL-TIME RESULTS

Includes AFL All-Star Game played after the 1961-69 seasons

Jan. 15, 1939	New York Giants 13, Pro All-Stars 10 Wrigley Field, Los Angeles (20,000)	Jan. 19, 1964	AFL West 27, East 24 Balboa Stadium, San Diego (20,016) Keith Lincoln, S.D. Chargers, outstanding offensive player Archie Matsos, Oak Raiders, outstanding defensive player
Jan. 14, 1940	Green Bay 16, NFL All-Stars 7 Gilmore Stadium, Los Angeles (18,000)	Jan. 10, 1965	NFL West 34, East 14 Los Angeles Memorial Coliseum (60,598) Fran Tarkenton, Minnesota, outstanding back Terry Barr, Detroit, outstanding lineman
Dec. 29, 1940	Chicago Bears 28, NFL All-Stars 14 Gilmore Stadium, Los Angeles (21,624)	Jan. 16, 1965	AFL West 38, East 14 Jeppesen Stadium, Houston (15,446) Keith Lincoln, S.D. Chargers, outstanding offensive player Willie Brown, Denver, outstanding defensive player
Jan. 4, 1942	Chicago Bears 35, NFL All-Stars 24 Polo Grounds, New York (17,725)	Jan. 15, 1966	AFL All-Stars 30, Buffalo 19 Rice Stadium, Houston (35,572) Joe Namath, N.Y. Jets, most valuable player, offense Frank Buncom, S.D. Chargers, most valuable player, defense
Dec. 27, 1942	NFL All-Stars 17, Washington 14 Shibe Park, Philadelphia (18,671)	Jan. 15, 1966	NFL East 36, West 7 Los Angeles Memorial Coliseum (60,124) Jim Brown, Cle. Browns, outstanding back Dale Meinert, St.L. Cardinals, outstanding lineman
Jan. 14, 1951	American Conf. 28, National Conf. 27 Los Angeles Memorial Coliseum (53,676) Otto Graham, Cle. Browns, player of the game	Jan. 21, 1967	AFL East 30, West 23 Oakland-Alameda County Coliseum (18,876) Babe Parilli, Bos. Patriots, outstanding offensive player Verlon Biggs, N.Y. Jets, outstanding defensive player
Jan. 12, 1952	National Conf. 30, American Conf. 13 Los Angeles Memorial Coliseum (19,400) Dan Towler, L.A. Rams, player of the game	Jan. 22, 1967	NFL East 20, West 10 Los Angeles Memorial Coliseum (15,062) Gale Sayers, Chi. Bears, outstanding back Floyd Peters, Philadelphia, outstanding lineman
Jan. 10, 1953	National Conf. 27, American Conf. 7 Los Angeles Memorial Coliseum (34,208) Don Doll, Detroit, player of the game	Jan. 21, 1968	AFL East 25, West 24 Gator Bowl, Jacksonville, (40,103) Joe Namath and Don Maynard, N.Y. Jets, out. off. players Leslie (Speedy) Duncan, S.D. Chargers, out. def. player
Jan. 17, 1954	East 20, West 9 Los Angeles Memorial Coliseum (44,214) Chuck Bednarik, Philadelphia, player of the game	Jan. 21, 1968	NFL West 38, East 20 Los Angeles Memorial Coliseum (53,289) Gale Sayers, Chi. Bears, outstanding back Dave Robinson, Green Bay, outstanding lineman
Jan. 16, 1955	West 26, East 19 Los Angeles Memorial Coliseum (43,972) Billy Wilson, San Francisco, player of the game	Jan. 19, 1969	AFL West 38, East 25 Gator Bowl, Jacksonville, (41,058) Len Dawson, Kansas City, outstanding offensive player George Webster, Hou. Oilers, outstanding defensive player
Jan. 15, 1956	East 31, West 30 Los Angeles Memorial Coliseum (37,867) Ollie Matson, Chi. Cardinals, player of the game	Jan. 19, 1969	NFL West 10, East 7 Los Angeles Memorial Coliseum (32,050) Roman Gabriel, L.A. Rams, outstanding back Merlin Olsen, L.A. Rams, outstanding lineman
Jan. 13, 1957	West 19, East 10 Los Angeles Memorial Coliseum (44,177) Bert Rechichar, Bal. Colts, outstanding back Ernie Stautner, Pittsburgh, outstanding lineman	Jan. 17, 1970	AFL West 26, East 3 Astrodome, Houston (30,170) John Hadl, S.D. Chargers, player of the game
Jan. 12, 1958	West 26, East 7 Los Angeles Memorial Coliseum (66,634) Hugh McElhenny, San Francisco, outstanding back Gene Brito, Washington, outstanding lineman	Jan. 18, 1970	NFL West 16, East 13 Los Angeles Memorial Coliseum (57,786) Gale Sayers, Chi. Bears, outstanding back George Andrie, Dal. Cowboys, outstanding lineman
Jan. 11, 1959	East 28, West 21 Los Angeles Memorial Coliseum (72,250) Frank Gifford, N.Y. Giants, outstanding back Doug Atkins, Chi. Bears, outstanding lineman	Jan. 24, 1971	NFC 27, AFC 6 Los Angeles Memorial Coliseum (48,222) Mel Renfro, Dal. Cowboys, outstanding back Fred Carr, Green Bay, outstanding lineman
Jan. 17, 1960	West 38, East 21 Los Angeles Memorial Coliseum (56,876) Johnny Unitas, Bal. Colts, outstanding back Gene (Big Daddy) Lipscomb, Bal. Colts, outstanding lineman	Jan. 23, 1972	AFC 26, NFC 13 Los Angeles Memorial Coliseum (53,647) Jan Stenerud, Kansas City, outstanding offensive player Willie Lanier, Kansas City, outstanding defensive player
Jan. 15, 1961	West 35, East 31 Los Angeles Memorial Coliseum (62,971) Johnny Unitas, Bal. Colts, outstanding back Sam Huff, N.Y. Giants, outstanding lineman	Jan. 21, 1973	AFC 33, NFC 28 Texas Stadium, Irving (37,091) O.J. Simpson, Buffalo, player of the game
Jan. 7, 1962	AFL West 47, East 27 Balboa Stadium, San Diego (20,973) Cotton Davidson, Dal. Texans, player of the game	Jan. 20, 1974	AFC 15, NFC 13 Arrowhead Stadium, Kansas City (66,918) Garo Yepremian, Miami, player of the game
Jan. 14, 1962	NFL West 31, East 30 Los Angeles Memorial Coliseum (57,409) Jim Brown, Cle. Browns, outstanding back Henry Jordan, Green Bay, outstanding lineman	Jan. 20, 1975	NFC 17, AFC 10 Orange Bowl, Miami (26,484) James Harris, L.A. Rams, player of the game
Jan. 13, 1963	AFL West 21, East 14 Balboa Stadium, San Diego (27,641) Curtis McCClinton, Dal. Texans, outstanding offensive player Earl Faison, S.D. Chargers, outstanding defensive player		
Jan. 13, 1963	NFL East 30, West 20 Los Angeles Memorial Coliseum (61,374) Jim Brown, Cleveland, outstanding back Gene (Big Daddy) Lipscomb, Pittsburgh, outstanding lineman		
Jan. 12, 1964	NFL West 31, East 17 Los Angeles Memorial Coliseum (67,242) Johnny Unitas, Bal. Colts, player of the game Gino Marchetti, Bal. Colts, outstanding lineman		

PRO BOWL ALL-TIME RESULTS

Jan. 26, 1976	NFC 23, AFC 20 Louisiana Superdome, New Orleans (30,546) Billy Johnson, Hou. Oilers, player of the game	Feb. 9, 2002	AFC 38, NFC 30; Aloha Stadium, Honolulu (50,301) Rich Gannon, Oak. Raiders, player of the game
Jan. 17, 1977	AFC 24, NFC 14; Kingdome, Seattle (64,752) Mel Blount, Pittsburgh, player of the game	Feb. 2, 2003	AFC 45, NFC 20; Aloha Stadium, Honolulu (50,125) Ricky Williams, Miami, player of the game
Jan. 23, 1978	NFC 14, AFC 13; Tampa Stadium (51,337) Walter Payton, Chi. Bears, player of the game	Feb. 8, 2004	NFC 55, AFC 52; Aloha Stadium, Honolulu (50,127) Marc Bulger, St.L. Rams, player of the game
Jan. 29, 1979	NFC 13, AFC 7 Los Angeles Memorial Coliseum (46,281) Ahmad Rashad, Minnesota, player of the game	Feb. 13, 2005	AFC 38, NFC 27; Aloha Stadium, Honolulu (50,225) Peyton Manning, Indianapolis, player of the game
Jan. 27, 1980	NFC 37, AFC 27; Aloha Stadium, Honolulu (49,800) Chuck Muncie, New Orleans, player of the game	Feb. 12, 2006	NFC 23, AFC 17; Aloha Stadium, Honolulu (50,190) Derrick Brooks, Tampa Bay, player of the game
Feb. 1, 1981	NFC 21, AFC 7; Aloha Stadium, Honolulu (50,360) Eddie Murray, Detroit, player of the game	Feb. 10, 2007	AFC 31, NFC 28; Aloha Stadium, Honolulu (50,410) Carson Palmer, Cincinnati, player of the game
Jan. 31, 1982	AFC 16, NFC 13; Aloha Stadium, Honolulu (50,402) Kellen Winslow, S.D. Chargers, and Lee Roy Selmon, Tampa Bay, players of the game	Feb. 10, 2008	NFC 42, AFC 30; Aloha Stadium, Honolulu (50,044) Adrian Peterson, Minnesota, most valuable player
Feb. 6, 1983	NFC 20, AFC 19; Aloha Stadium, Honolulu (49,883) Dan Fouts, S.D. Chargers, and John Jefferson, Green Bay, players of the game	Feb. 8, 2009	NFC 30, AFC 21; Aloha Stadium, Honolulu (49,958) Larry Fitzgerald, Arizona, most valuable player
Jan. 29, 1984	NFC 45, AFC 3; Aloha Stadium, Honolulu (50,445) Joe Theismann, Washington, player of the game	Jan. 31, 2010	AFC 41, NFC 34 Sun Life Stadium, South Florida (70,697) Matt Schaub, Hou. Texans, most valuable player
Jan. 27, 1985	AFC 22, NFC 14; Aloha Stadium, Honolulu (50,385) Mark Gastineau, N.Y. Jets, player of the game	Jan. 30, 2011	NFC 55, AFC 41; Aloha Stadium, Honolulu (49,331) DeAngelo Hall, Washington, most valuable player
Feb. 2, 1986	NFC 28, AFC 24; Aloha Stadium, Honolulu (50,101) Phil Simms, N.Y. Giants, player of the game	Jan. 29, 2012	AFC 59, NFC 41; Aloha Stadium, Honolulu (48,423) Brandon Marshall, Miami, most valuable player
Feb. 1, 1987	AFC 10, NFC 6; Aloha Stadium, Honolulu (50,101) Reggie White, Philadelphia, player of the game	Jan. 27, 2013	NFC 62, AFC 35; Aloha Stadium, Honolulu (47,134) Kyle Rudolph, Minnesota, most valuable player
Feb. 7, 1988	AFC 15, NFC 6; Aloha Stadium, Honolulu (50,113) Bruce Smith, Buffalo, player of the game	Jan. 26, 2014	Team Rice 22, Team Sanders 21 Aloha Stadium, Honolulu (47,270) Nick Foles (Team Sanders), Philadelphia, Offensive MVP Derick Johnson (Team Rice), Kansas City, Defensive MVP
Jan. 29, 1989	NFC 34, AFC 3; Aloha Stadium, Honolulu (50,113) Randal Cunningham, Philadelphia, player of the game	Jan. 25, 2015	Team Irvin 32, Team Carter 28 University of Phoenix Stadium, Glendale (63,225) Matthew Stafford (Team Irvin), Detroit, Offensive MVP J.J. Watt (Team Carter), Hou. Texans, Defensive MVP
Feb. 4, 1990	NFC 27, AFC 21; Aloha Stadium, Honolulu (50,445) Jerry Gray, L.A. Rams, player of the game	Jan. 31, 2016	Team Irvin 49, Team Rice 27 Aloha Stadium, Honolulu (49,616) Russell Wilson (Team Irvin), Seattle, Offensive MVP Michael Bennett (Team Irvin), Seattle, Defensive MVP
Feb. 3, 1991	AFC 23, NFC 21; Aloha Stadium, Honolulu (50,345) Jim Kelly, Buffalo, player of the game	Jan. 29, 2017	AFC 20, NFC 13 Camping World Stadium, Orlando (60,834) Travis Kelce (AFC), Kansas City, Offensive MVP Lorenzo Alexander (AFC), Buffalo, Defensive MVP
Feb. 2, 1992	NFC 21, AFC 15; Aloha Stadium, Honolulu (50,209) Michael Irvin, Dal. Cowboys, player of the game	Jan. 28, 2018	AFC 24, NFC 23 Camping World Stadium, Orlando (51,019) Delanie Walker (AFC), Tennessee, Offensive MVP Von Miller (AFC), Denver, Defensive MVP
Feb. 7, 1993	AFC 23, NFC 20 (OT); Aloha Stadium, Honolulu (50,007) Steve Tasker, Buffalo, player of the game	Jan. 27, 2019	AFC 26, NFC 7 Camping World Stadium, Orlando (51,192) Patrick Mahomes (AFC), Kansas City, Offensive MVP Jamal Adams (AFC), N.Y. Jets, Defensive MVP
Feb. 6, 1994	NFC 17, AFC 3; Aloha Stadium, Honolulu (50,026) Andre Rison, Atlanta, player of the game	Jan. 26, 2020	AFC 38, NFC 33 Camping World Stadium, Orlando (54,024) Lamar Jackson (AFC), Bal. Ravens, Offensive MVP Calais Campbell (AFC), Jacksonville, Defensive MVP
Feb. 5, 1995	AFC 41, NFC 13; Aloha Stadium, Honolulu (50,529) Marshall Faulk, Indianapolis, player of the game		
Feb. 4, 1996	NFC 20, AFC 13; Aloha Stadium, Honolulu (50,034) Jerry Rice, San Francisco, player of the game		
Feb. 2, 1997	AFC 26, NFC 23 (OT); Aloha Stadium, Honolulu (50,031) Mark Brunell, Jacksonville, player of the game		
Feb. 1, 1998	AFC 29, NFC 24; Aloha Stadium, Honolulu (49,995) Warren Moon, Seattle, player of the game		
Feb. 7, 1999	AFC 23, NFC 10; Aloha Stadium, Honolulu (50,075) Keyshawn Johnson, N.Y. Jets, and Ty Law, New England, co-players of the game		
Feb. 6, 2000	NFC 51, AFC 31; Aloha Stadium, Honolulu (50,112) Randy Moss, Minnesota, player of the game		
Feb. 4, 2001	AFC 38, NFC 17; Aloha Stadium, Honolulu (50,128) Rich Gannon, Oak. Raiders, player of the game		

NOTE: The Pro Bowl following the 2020 season, scheduled for Allegiant Stadium in Las Vegas, was cancelled due to the COVID-19 pandemic.

Records

All-Time Records	536
Individual	536
Service	536
Scoring	536
Rushing	540
Passing	541
Receiving	545
Yards from Scrimmage	547
Interceptions By	547
Punting	549
Punt Returns	550
Kickoff Returns	552
Combined Kick Returns	553
Fumbles	554
Combined Net Yards	556
Sacks	557
Team	557
Championships	557
Games Won	558
Games Lost	558
Tie Games	559
Scoring	559
First Downs	562
Combined Net Yards Rushing and Passing	563
Rushing	564
Passing	565
Punting	567
Punt Returns	567
Kickoff Returns	568
Fumbles	569
Turnovers	571
Penalties	571
Defense	572
Outstanding Performers	576
Yearly Statistical Leaders	620
Super Bowl Records	652
Postseason Records	665

ALL-TIME RECORDS

Compiled by Elias Sports Bureau.

The following records reflect all available official information on the National Football League from its formation in 1920 to date. Also included are all applicable records from the American Football League, 1960-69.

Individuals eligible for Rookie records are players who were in their first season of professional football and had not been on the roster or practice squad of another professional football team, including teams in other leagues, for any regular-season or post-season games in a previous season. Eligible players, therefore, include those who were under contract to a National Football League club for a previous season but were terminated prior to their club's first regular-season game and not re-signed, or who were placed on Reserve/Injured (or another category of the Reserve List) prior to their club's first regular-season game and were not activated during the rest of the regular season or postseason.

INDIVIDUAL RECORDS**SERVICE****Most Seasons**

- 26 George Blanda, Chi. Bears, 1949, 1950-58; Bal. Colts, 1950; Hou. Oilers, 1960-66; Oakland, 1967-75
- 25 Morten Andersen, New Orleans, 1982-94; Atlanta, 1995-2000; N.Y. Giants, 2001; Kansas City, 2002-03; Minnesota, 2004; Atlanta, 2006-07
- 24 Adam Vinatieri, New England, 1996-2005; Indianapolis, 2006-19

Most Seasons, One Club

- 21 Jason Hanson, Detroit, 1992-2012
- 20 Jackie Slater, L.A. Rams, 1976-94; St.L. Rams, 1995
- Darrell Green, Washington, 1983-2002
- Tom Brady, New England, 2000-19
- 19 Jim Marshall, Minnesota, 1961-79
- Bruce Matthews, Hou. Oilers, 1983-96; Tennessee, 1997-2001

Most Games Played, Career

- 382 Morten Andersen, New Orleans, 1982-94; Atlanta, 1995-2000; N.Y. Giants, 2001; Kansas City, 2002-03; Minnesota, 2004; Atlanta, 2006-07
- 365 Adam Vinatieri, New England, 1996-2005; Indianapolis, 2006-19
- 353 Gary Anderson, Pittsburgh, 1982-94; Philadelphia, 1995-96; San Francisco, 1997; Minnesota, 1998-2002; Tennessee, 2003-04

Most Consecutive Games Played, Career

- 352 Jeff Feagles, New England, 1988-89; Philadelphia, 1990-93; Arizona, 1994-97; Seattle, 1998-2002; N.Y. Giants, 2003-09
- 299 Brett Favre, Green Bay, 1992-2007; N.Y. Jets, 2008; Minnesota, 2009-10
- 282 Jim Marshall, Cle. Browns, 1960; Minnesota, 1961-79

SCORING**Most Seasons Leading League**

- 5 Don Hutson, Green Bay, 1940-44
- Gino Cappelletti, Bos. Patriots, 1961, 1963-66
- Stephen Gostkowski, New England, 2008, 2012-15
- 3 Earl (Dutch) Clark, Portsmouth, 1932; Detroit, 1935-36
- Pat Harder, Chi. Cardinals, 1947-49
- Paul Hornung, Green Bay, 1959-61
- 2 By many players

Most Consecutive Seasons Leading League

- 5 Don Hutson, Green Bay, 1940-44
- 4 Gino Cappelletti, Bos. Patriots, 1963-66
- Stephen Gostkowski, New England, 2012-15
- 3 Pat Harder, Chi. Cardinals, 1947-49
- Paul Hornung, Green Bay, 1959-61

POINTS**Most Points, Career**

- 2,673 Adam Vinatieri, New England, 1996-2005; Indianapolis, 2006-19 (874-pat, 599-fg, 1 2-pt)
- 2,544 Morten Andersen, New Orleans, 1982-94; Atlanta,

SERVICE-SCORING

- 1995-2000; N.Y. Giants, 2001; Kansas City, 2002-03; Minnesota, 2004; Atlanta, 2006-07 (849-pat, 565-fg)
- 2,434 Gary Anderson, Pittsburgh, 1982-94; Philadelphia 1995-96; San Francisco, 1997; Minnesota, 1998-2002; Tennessee, 2003-04 (820-pat, 538-fg)

Most Points, Season

- 186 LaDainian Tomlinson, S.D. Chargers, 2006 (31-td)
- 176 Paul Hornung, Green Bay, 1960 (15-td, 41-pat, 15-fg)
- 168 Shaun Alexander, Seattle, 2005 (28-td)

Most Points, No Touchdowns, Season

- 166 David Akers, San Francisco, 2011 (34-pat, 44-fg)
- 164 Gary Anderson, Minnesota, 1998 (59-pat, 35-fg)
- 163 Jeff Wilkins, St.L. Rams, 2003 (46-pat, 39-fg)

Most Seasons, 100 or More Points

- 21 Adam Vinatieri, New England, 1996-2005; Indianapolis, 2006-08, 2010, 2012-18
- 16 Jason Elam, Denver, 1993-2007; Atlanta, 2008
- 14 Gary Anderson, Pittsburgh, 1983-85, 1988, 1991-94; Philadelphia 1996; San Francisco, 1997; Minnesota, 1998-2000; Tennessee, 2003
- Morten Andersen, New Orleans, 1985-89, 1991-94; Atlanta, 1995, 1997-98; Kansas City, 2002-03

Most Points, Rookie Season

- 150 Cody Parkey, Philadelphia, 2014 (54-pat, 32-fg)
- 144 Kevin Butler, Chi. Bears, 1985 (51-pat, 31-fg)
- 142 Harrison Butker, Kansas City, 2017 (28-pat, 38-fg)

Most Points, Game

- 40 Ernie Nevers, Chi. Cardinals vs. Chi. Bears, Nov. 28, 1929 (6-td, 4-pat)
- 36 Dub Jones, Cle. Browns vs. Chi. Bears, Nov. 25, 1951 (6-td)
- Gale Sayers, Chi. Bears vs. San Francisco, Dec. 12, 1965 (6-td)
- Alvin Kamara, New Orleans vs. Minnesota, Dec. 25, 2020 (6-td)
- 33 Paul Hornung, Green Bay vs. Bal. Colts, Oct. 8, 1961 (4-td, 6-pat, 1-fg)

Most Consecutive Games Scoring

- 360 Morten Andersen, New Orleans, 1983-94; Atlanta, 1995-2000; N.Y. Giants, 2001; Kansas City, 2002-03; Minnesota, 2004; Atlanta, 2006-07
- 263 Jason Elam, Denver, 1993-2007; Atlanta, 2008-09
- 194 Matt Bryant, Tampa Bay 2006-08; Atlanta, 2009-19

TOUCHDOWNS**Most Seasons Leading League**

- 8 Don Hutson, Green Bay, 1935-38, 1941-44
- 3 Jim Brown, Cle. Browns, 1958-59, 1963
- Lance Alworth, S.D. Chargers, 1964-66
- Emmitt Smith, Dallas, 1992, 1994-95
- 2 By many players

Most Consecutive Seasons Leading League

- 4 Don Hutson, Green Bay, 1935-38, 1941-44
- 3 Lance Alworth, S.D. Chargers, 1964-66
- 2 By many players

Most Touchdowns, Career

- 208 Jerry Rice, San Francisco, 1985-2000; Oakland, 2001-04; Seattle, 2004 (10-r, 197-p, 1-ret)
- 175 Emmitt Smith, Dallas, 1990-2002; Arizona, 2003-04 (164-r, 11-p)
- 162 LaDainian Tomlinson, S.D. Chargers, 2001-09; N.Y. Jets, 2010-11 (145-r, 17-p)

Most Touchdowns, Season

- 31 LaDainian Tomlinson, S.D. Chargers, 2006 (28-r, 3-p)
- 28 Shaun Alexander, Seattle, 2005 (27-r, 1-p)
- 27 Priest Holmes, Kansas City, 2003 (27-r)

Most Touchdowns, Rookie Season

- 22 Gale Sayers, Chi. Bears, 1965 (14-r, 6-p)
- 20 Eric Dickerson, L.A. Rams, 1983 (18-r, 2-p)
- 17 Fred Taylor, Jacksonville, 1998 (14-r, 3-p)
- Randy Moss, Minnesota, 1998 (17-p)

SCORING

- Edgerrin James, Indianapolis, 1999 (13-r, 4-p)
Clinton Portis, Denver, 2002 (15-r, 2-p)
- Most Touchdowns, Game**
- 6 Ernie Nevers, Chi. Cardinals vs. Chi. Bears,
Nov. 28, 1929 (6-r)
Dub Jones, Cle. Browns vs. Chi. Bears,
Nov. 25, 1951 (4-r, 2-p)
Gale Sayers, Chi. Bears vs. San Francisco,
Dec. 12, 1965 (4-r, 1-p, 1-ret)
Alvin Kamara, New Orleans vs. Minnesota,
Dec. 25, 2020 (6-r)
- 5 Jimmy Conzelman, Rock Island vs. Evansville,
Oct. 15, 1922 (5-r)
Bob Shaw, Chi. Cardinals vs. Bal. Colts, Oct. 2,
1950 (5-p)
Jim Brown, Cle. Browns vs. Bal. Colts,
Nov. 1, 1959 (5-r)
Abner Haynes, Dal. Texans vs. Oakland,
Nov. 26, 1961 (4-r, 1-p)
Billy Cannon, Hou. Oilers vs. N.Y. Titans,
Dec. 10, 1961 (3-r, 2-p)
Cookie Gilchrist, Buffalo vs. N.Y. Jets, Dec. 8, 1963 (5-r)
Paul Hornung, Green Bay vs. Bal. Colts,
Dec. 12, 1965 (3-r, 2-p)
Kellen Winslow, S.D. Chargers vs. Oakland,
Nov. 22, 1981 (5-p)
Jerry Rice, San Francisco vs. Atlanta, Oct. 14, 1990
(5-p)
James Stewart, Jacksonville vs. Philadelphia,
Oct. 12, 1997 (5-r)
Shaun Alexander, Seattle vs. Minnesota,
Sept. 29, 2002 (4-r, 1-p)
Clinton Portis, Denver vs. Kansas City, Dec. 7, 2003
(5-r)
Jamaal Charles, Kansas City vs. Oakland,
Dec. 15, 2013 (4-p, 1-r)
- 4 By many players. Last time:
Dalvin Cook, Minnesota vs. Green Bay,
Nov. 1, 2020 (3-r, 1-p)
- Most Consecutive Games Scoring Touchdowns**
- 18 Lenny Moore, Bal. Colts, 1963-65
LaDainian Tomlinson, S.D. Chargers, 2004-05
- 14 O.J. Simpson, Buffalo, 1975
- 13 John Riggins, Washington, 1982-83
George Rogers, Washington, 1985-86
Jerry Rice, San Francisco, 1986-87
Todd Gurley, L.A. Rams, 2017-18

POINTS AFTER TOUCHDOWN**Most Seasons Leading League**

- 8 George Blanda, Chi. Bears, 1956; Hou. Oilers,
1961-62; Oakland, 1967-69, 1972, 1974
- 4 Bob Waterfield, Cle. Rams, 1945; L.A. Rams,
1946, 1950, 1952
- 3 Earl (Dutch) Clark, Portsmouth, 1932; Detroit,
1935-36 Jack Manders, Chi. Bears, 1933-35
Don Hutson, Green Bay, 1941-42, 1945
Mason Crosby, Green Bay, 2008, 2011, 2020
- Most (Kicking) Points After Touchdown Attempted, Career**
- 959 George Blanda, Chi. Bears, 1949, 1950-58; Bal. Colts,
1950; Hou. Oilers, 1960-66; Oakland, 1967-75
- 898 Adam Vinatieri, New England, 1996-2005;
Indianapolis, 2006-19
- 859 Morten Andersen, New Orleans, 1982-1994;
Atlanta, 1995-2000; N.Y. Giants, 2001;
Kansas City, 2002-03; Minnesota, 2004;
Atlanta, 2006-07
- Most (Kicking) Points After Touchdown Attempted, Season**
- 75 Matt Prater, Denver, 2013
- 74 Stephen Gostkowski, New England, 2007
- 70 Uwe von Schamann, Miami, 1984
- Most (Kicking) Points After Touchdown Attempted, Game**
- 10 Charlie Gogolak, Washington vs. N.Y. Giants,
Nov. 27, 1966
- 9 Pat Harder, Chi. Cardinals vs. N.Y. Giants,
Oct. 17, 1948; vs. N.Y. Bulldogs, Nov. 13, 1949

ALL-TIME RECORDS

- Bob Waterfield, L.A. Rams vs. Bal. Colts,
Oct. 22, 1950
- Bob Thomas, Chi. Bears vs. Green Bay, Dec. 7, 1980
- 8 By many players
- Most (One-Point) Points After Touchdown, Career**
- 943 George Blanda, Chi. Bears, 1949, 1950-58; Bal. Colts,
1950; Hou. Oilers, 1960-66; Oakland, 1967-75
- 874 Adam Vinatieri, New England, 1996-2005;
Indianapolis, 2006-19
- 849 Morten Andersen, New Orleans, 1982-94;
Atlanta, 1995-2000; N.Y. Giants, 2001;
Kansas City, 2002-03; Minnesota, 2004,
Atlanta, 2006-07
- Most (One-Point) Points After Touchdown, Season**
- 75 Matt Prater, Denver, 2013
- 74 Stephen Gostkowski, New England, 2007
- 68 Mason Crosby, Green Bay, 2011
- Most (One-Point) Points After Touchdown, Game**
- 9 Pat Harder, Chi. Cardinals vs. N.Y. Giants,
Oct. 17, 1948
- Bob Waterfield, L.A. Rams vs. Bal. Colts,
Oct. 22, 1950
- Charlie Gogolak, Washington vs. N.Y. Giants,
Nov. 27, 1966
- 8 By many players
- Most Consecutive (Kicking) Points After Touchdown**
- 478 Stephen Gostkowski, New England, 2006-16
- 422 Matt Stover, Bal. Ravens, 1996-2008; Indianapolis,
2009
- 371 Jason Elam, Denver, 1993-2002
Jeff Wilkins, St.L. Rams, 1999-2007
- Highest (Kicking) Points After Touchdown Percentage, Career
(200 points after touchdown)**
- 99.77 Rian Lindell, Seattle, 2000-02; Buffalo, 2003-12; Tampa
Bay, 2013 (432-433)
- 99.64 Billy Cundiff, Dallas, 2002-05; New Orleans, 2006; Cle.
Browns, 2009; Bal. Ravens, 2009-11;
Washington, 2012; Cle. Browns, 2013-14;
Buffalo, 2015 (277-278)
- 99.49 Matt Stover, Cle. Browns, 1991-95; Bal. Ravens, 1996-
2008; Indianapolis, 2009 (591-594)
- Most (Kicking) Points After Touchdown, No Misses, Season**
- 75 Matt Prater, Denver, 2013
- 74 Stephen Gostkowski, New England, 2007
- 66 Stephen Gostkowski, New England, 2012
- Most (Kicking) Points After Touchdown, No Misses, Game**
- 9 Pat Harder, Chi. Cardinals vs. N.Y. Giants,
Oct. 17, 1948
- Bob Waterfield, L.A. Rams vs. Bal. Colts,
Oct. 22, 1950
- 8 By many players
- Most Two-Point Conversions, Career**
- Two-point conversions include AFL (1960-69) and NFL (since 1994).
- 7 Marshall Faulk, Indianapolis, 1994-98; St.L. Rams,
1999-2005
- 6 Terance Mathis, Atlanta, 1994-2001; Pittsburgh, 2002
Matt Forté, Chi. Bears, 2008-15;
N.Y. Jets, 2016-17
- 5 Cris Carter, Minnesota, 1994-2001; Miami, 2002
Rob Moore, N.Y. Jets, 1994; Arizona, 1995-99
Willie Jackson, Jacksonville, 1995-97; Cincinnati,
1998-99; New Orleans, 2000-01; Washington,
2002
- Keenan McCardell, Cle. Browns, 1994-95;
Jacksonville, 1996-2001; Tampa Bay, 2002-03;
S.D. Chargers, 2004-06; Washington, 2007
- Marvin Harrison, Indianapolis, 1996-2008
- Marcus Pollard, Indianapolis, 1995-2004; Detroit,
2005-06; Seattle, 2007; Atlanta, 2008
- Todd Heap, Bal. Ravens, 2001-10;
Arizona, 2011-12
- Hines Ward, Pittsburgh, 1998-2011
- Edgerrin James, Indianapolis, 1999-2005;
Arizona, 2006-08; Seattle, 2009
- Mark Ingram, New Orleans, 2011-18; Bal. Ravens, 2019-20

ALL-TIME RECORDS**Most Two-Point Conversions, Season**

- 4 Todd Heap, Bal. Ravens, 2003
- 3 Gino Cappelletti, Bos. Patriots, 1960
- Richie Lucas, Buffalo, 1961
- Ronnie Harmon, S.D. Chargers, 1994
- Haywood Jeffries, Hou. Oilers, 1994
- Tom Tupa, Cle. Browns, 1994
- Terance Mathis, Atlanta, 1995
- Lamar Smith, Seattle, 1996
- Cris Carter, Minnesota, 1997
- Terrell Davis, Denver, 1997
- James Stewart, Detroit, 2000
- Hines Ward, Pittsburgh, 2002
- Brian Finneran, Atlanta, 2005
- Reggie Bush, New Orleans, 2007
- Alshon Jeffery, Philadelphia, 2017
- Todd Gurley, L.A. Rams, 2018
- Alvin Kamara, New Orleans, 2018
- Dalvin Cook, Minnesota, 2020

2 By many players

Most Two-Point Conversions, Game

- 2 Brett Perriman, Detroit vs. Green Bay, Nov. 6, 1994
- Michael Jackson, Bal. Ravens vs. New England, Oct. 6, 1996
- Terrell Davis, Denver vs. Atlanta, Sept. 28, 1997
- Charles Johnson, Pittsburgh vs. Tennessee, Nov. 1, 1998
- Marshall Faulk, St.L. Rams vs. Atlanta, Oct. 15, 2000
- Todd Heap, Bal. Ravens vs. Cincinnati, Oct. 19, 2003
- Reggie Bush, New Orleans vs. St.L. Rams, Nov. 11, 2007
- Tarvaris Jackson, Minnesota vs. Denver, Dec. 30, 2007 (ot)
- Mewelde Moore, Pittsburgh vs. New England, Nov. 14, 2010
- Lance Moore, New Orleans vs. Hou. Texans, Sept. 25, 2011
- Ladarius Green, S.D. Chargers vs. Oakland, Oct. 25, 2015
- Todd Gurley, L.A. Rams vs. Arizona, Sept. 16, 2018
- Duke Johnson, Cle. Browns vs. Oakland, Sept. 30, 2018 (ot)
- Dalvin Cook, Minnesota vs. Green Bay, Sept. 13, 2020

FIELD GOALS**Most Seasons Leading League**

- 5 Lou Groza, Cle. Browns, 1950, 1952-54, 1957
- 4 Jack Manders, Chi. Bears, 1933-34, 1936-37
- Ward Cuff, N.Y. Giants, 1938-39, 1943; Green Bay, 1947
- Mark Moseley, Washington, 1976-77, 1979, 1982
- 3 Bob Waterfield, L.A. Rams, 1947, 1949, 1951
- Gino Cappelletti, Bos. Patriots, 1961, 1963-64
- Fred Cox, Minnesota, 1965, 1969-70
- Jan Stenerud, Kansas City, 1967, 1970, 1975
- Stephen Gostkowski, New England, 2008, 2013-14

Most Consecutive Seasons Leading League

- 3 Lou Groza, Cle. Browns, 1952-54
- 2 Jack Manders, Chi. Bears, 1933-34
- Armand Niccolai, Pittsburgh, 1935-36
- Jack Manders, Chi. Bears, 1936-37
- Ward Cuff, N.Y. Giants, 1938-39
- Clark Hinkle, Green Bay, 1940-41
- Cliff Patton, Philadelphia, 1948-49
- Gino Cappelletti, Bos. Patriots, 1963-64
- Jim Turner, N.Y. Jets, 1968-69
- Fred Cox, Minnesota, 1969-70
- Mark Moseley, Washington, 1976-77
- Chip Lohmiller, Washington, 1991-92
- Pete Stoyanovich, Miami, 1991-92
- Stephen Gostkowski, New England, 2013-14

Most Field Goals Attempted, Career

- 715 Adam Vinatieri, New England, 1996-2005; Indianapolis, 2006-19

SCORING

- 709 Morten Andersen, New Orleans, 1982-94; Atlanta, 1995-2000; N.Y. Giants, 2001; Kansas City, 2002-03; Minnesota, 2004; Atlanta, 2006-07
- 672 Gary Anderson, Pittsburgh, 1982-94; Philadelphia, 1995-96; San Francisco, 1997; Minnesota, 1998-2002; Tennessee, 2003-04

Most Field Goals Attempted, Season

- 52 David Akers, San Francisco, 2011
- 49 Bruce Gossett, L.A. Rams, 1966
- Curt Knight, Washington, 1971
- 48 Chester Marcol, Green Bay, 1972

Most Field Goals Attempted, Game

- 9 Jim Bakken, St.L. Cardinals vs. Pittsburgh, Sept. 24, 1967
- 8 Lou Michaels, Pittsburgh vs. St.L. Cardinals, Dec. 2, 1962
- Garoyepremian, Detroit vs. Minnesota, Nov. 13, 1966
- Jim Turner, N.Y. Jets vs. Buffalo, Nov. 3, 1968
- Billy Cundiff, Dallas vs. N.Y. Giants, Sept. 15, 2003 (ot)
- Rob Bironas, Tennessee vs. Hou. Texans, Oct. 21, 2007
- Jason Sanders, Miami vs. N.Y. Jets, Dec. 8, 2019
- Tyler Bass, Buffalo vs. N.Y. Jets, Oct. 25, 2020

7 By many players

Most Field Goals, Career

- 599 Adam Vinatieri, New England, 1996-2005; Indianapolis, 2006-19
- 565 Morten Andersen, New Orleans, 1982-94; Atlanta, 1995-2000; N.Y. Giants, 2001; Kansas City, 2002-03; Minnesota, 2004; Atlanta, 2006-07
- 538 Gary Anderson, Pittsburgh, 1982-94; Philadelphia, 1995-96; San Francisco, 1997; Minnesota, 1998-2002; Tennessee, 2003-04

Most Field Goals, Season

- 44 David Akers, San Francisco, 2011
- 40 Neil Rackers, Arizona, 2005
- 39 Olindo Mare, Miami, 1999
- Jeff Wilkins, St.L. Rams, 2003
- Robbie Gould, San Francisco, 2017

Most Field Goals, Rookie, Season

- 38 Harrison Butker, Kansas City, 2017
- 35 Ali Haji-Sheikh, N.Y. Giants, 1983
- Blair Walsh, Minnesota, 2012
- 34 Richie Cunningham, Dallas, 1997

Most Field Goals, Game

- 8 Rob Bironas, Tennessee vs. Hou. Texans, Oct. 21, 2007
- 7 Jim Bakken, St.L. Cardinals vs. Pittsburgh, Sept. 24, 1967
- Rich Karlis, Minnesota vs. L.A. Rams, Nov. 5, 1989 (ot)
- Chris Boniol, Dallas vs. Green Bay, Nov. 18, 1996
- Billy Cundiff, Dallas vs. N.Y. Giants, Sept. 15, 2003 (ot)
- Shayne Graham, Cincinnati vs. Bal. Ravens, Nov. 11, 2007
- Cairo Santos, Kansas City vs. Cincinnati, Oct. 4, 2015
- Greg Zuerlein, L.A. Rams vs. Dallas, Oct. 1, 2017
- Jason Myers, N.Y. Jets vs. Indianapolis, Oct. 14, 2018
- Jason Sanders, Miami vs. N.Y. Jets, Dec. 8, 2019

6 By many players

Most Field Goals, One Quarter

- 4 Garoyepremian, Detroit vs. Minnesota, Nov. 13, 1966 (second quarter)
- Curt Knight, Washington vs. N.Y. Giants, Nov. 15, 1970 (second quarter)
- Roger Ruzek, Dallas vs. N.Y. Giants, Nov. 2, 1987 (fourth quarter)
- Cary Blanchard, Indianapolis vs. Buffalo, Sept. 21, 1997 (second quarter)
- Sebastian Janikowski, Oakland vs. Chi. Bears, Oct. 5, 2003 (second quarter)
- Jeff Wilkins, St.L. Rams vs. Bal. Ravens, Nov. 9, 2003 (fourth quarter)
- Lawrence Tynes, Kansas City vs. New England, Nov. 27, 2005 (second quarter)

SCORING

Shayne Graham, Cincinnati vs. Bal. Ravens, Nov. 11, 2007 (fourth quarter)

Dan Carpenter, Buffalo vs. Cle. Browns, Nov. 30, 2014 (fourth quarter)

Wil Lutz, New Orleans vs. N.Y. Giants, Sept. 30, 2018 (second quarter)

Austin Seibert, Cle. Browns vs. Denver, Nov. 3, 2019 (second quarter)

3 By many players

Most Consecutive Games Scoring Field Goals

38 Matt Stover, Bal. Ravens, 1999-2001

36 Wil Lutz, New Orleans, 2016-18

34 David Akers, Philadelphia, 2010; San Francisco, 2011-12; Detroit, 2013

Most Consecutive Field Goals

44 Adam Vinatieri, Indianapolis, 2015-16

42 Mike Vanderjagt, Indianapolis, 2002-04

40 Gary Anderson, San Francisco, 1997; Minnesota, 1998

Longest Field Goal

64 Matt Prater, Denver vs. Tennessee, Dec. 8, 2013

63 Tom Dempsey, New Orleans vs. Detroit, Nov. 8, 1970

Jason Elam, Denver vs. Jacksonville, Oct. 25, 1998

Sebastian Janikowski, Oakland vs. Denver, Sept. 12, 2011

David Akers, San Francisco vs. Green Bay, Sept. 9, 2012

Graham Gano, Carolina vs. N.Y. Giants, Oct. 7, 2018

Brett Maher, Dallas vs. Philadelphia, Oct. 20, 2019

62 Matt Bryant, Tampa Bay vs. Philadelphia, Oct. 22, 2006

Stephen Gostkowski, New England vs. Oakland, Nov. 19, 2017

Brett Maher, Dallas vs. Philadelphia, Dec. 9, 2018 (ot)

Brett Maher, Dallas vs. N.Y. Jets, Oct. 13, 2019

Highest Field Goal Pct., Career (100 field goals)

90.65 Justin Tucker, Bal. Ravens, 2012-20 (291-321)

90.30 Harrison Butker, Kansas City, 2017-20 (121-134)

88.89 Josh Lambo, S.D. Chargers, 2015-16; Jacksonville, 2017-20 (128-144)

Highest Field Goal Pct., Season (Qualifiers)

100.00 Tony Zendejas, L.A. Rams, 1991 (17-17)

Gary Anderson, Minnesota, 1998 (35-35)

Jeff Wilkins, St.L. Rams, 2000 (17-17)

Mike Vanderjagt, Indianapolis, 2003 (37-37)

Mason Crosby, Green Bay, 2020 (16-16)

Jason Myers, Seattle, 2020 (24-24)

97.44 Justin Tucker, Bal. Ravens, 2016 (38-39)

97.06 Robbie Gould, San Francisco, 2018 (33-34)

Josh Lambo, Jacksonville, 2019 (33-34)

Most Field Goals, No Misses, Game

8 Rob Bironas, Tennessee vs. Hou. Texans, Oct. 21, 2007

7 Rich Karlis, Minnesota vs. L.A. Rams, Nov. 5, 1989 (ot)

Chris Boniol, Dallas vs. Green Bay, Nov. 18, 1996

Shayne Graham, Cincinnati vs. Bal. Ravens, Nov. 11, 2007

Cairo Santos, Kansas City vs. Cincinnati, Oct. 4, 2015

Greg Zuerlein, L.A. Rams vs. Dallas, Oct. 1, 2017

Jason Myers, N.Y. Jets vs. Indianapolis, Oct. 14, 2018

6 By many players

Most Field Goals, 50 or More Yards, Career

59 Matt Prater, Atlanta, 2007; Denver, 2007-13; Detroit, 2014-20

58 Sebastian Janikowski, Oakland, 2000-16; Seattle, 2018

52 Jason Hanson, Detroit, 1992-2012

Most Field Goals, 50 or More Yards, Season

10 Blair Walsh, Minnesota, 2012

Justin Tucker, Bal. Ravens, 2016

Brandon McManus, Denver, 2020

8 Morten Andersen, Atlanta, 1995

Jason Hanson, Detroit, 2008

Matt Bryant, Atlanta, 2017

ALL-TIME RECORDS

Joey Slye, Carolina, 2019

Younghee Koo, Atlanta, 2020

Jason Sanders, Miami, 2020

7 By many players. Last time: Stephen Gostkowski, Tennessee, 2020

Most Field Goals, 50 or More Yards, Game

3 Morten Andersen, Atlanta vs. New Orleans, Dec. 10, 1995

Neil Rackers, Arizona vs. Seattle, Oct. 24, 2004

Kris Brown, Hou. Texans vs. Miami, Oct. 7, 2007

Conner Barth, Tampa Bay vs. Miami, Nov. 15, 2009

Sebastian Janikowski, Oakland vs. Hou. Texans, Oct. 9, 2011

Josh Scobee, Jacksonville vs. Bal. Ravens, Oct. 24, 2011

Phil Dawson, Cle. Browns vs. Bal. Ravens, Sept. 27, 2012

Blair Walsh, Minnesota vs. St.L. Rams, Dec. 16, 2012

Justin Tucker, Bal. Ravens vs. Cincinnati, Nov. 27, 2016

Stephen Gostkowski, Tennessee vs. Minnesota, Sept. 27, 2020

Graham Gano, N.Y. Giants vs. Dallas, Oct. 11, 2020

Tyler Bass, Buffalo vs. Arizona, Nov. 15, 2020

2 By many players. Last time: Brandon McManus, Denver vs. L.A. Chargers, Dec. 27, 2020

SAFETIES**Most Safeties, Career**

4 Ted Hendricks, Bal. Colts, 1969-73; Green Bay, 1974; Oakland, 1975-81; L.A. Raiders, 1982-83

Doug English, Detroit, 1975-79, 1981-85

Jared Allen, Kansas City, 2004-07; Minnesota, 2008-13; Chi. Bears, 2014; Carolina, 2015

Justin Houston, Kansas City, 2011-18; Indianapolis, 2019-20

3 Bill McPeak, Pittsburgh, 1949-57

Charlie Krueger, San Francisco, 1959-73

Ernie Stautner, Pittsburgh, 1950-63

Jim Katcavage, N.Y. Giants, 1956-68

Roger Brown, Detroit, 1960-66; L.A. Rams, 1967-69

Bruce Maher, Detroit, 1960-67; N.Y. Giants, 1968-69

Ron McDole, St.L. Cardinals, 1961; Hou. Oilers, 1962; Buffalo, 1963-70; Washington, 1971-78

Alan Page, Minnesota, 1967-78; Chi. Bears, 1979-81

Lyle Alzado, Denver, 1971-78; Cle. Browns, 1979-81; L.A. Raiders, 1982-85

Rulon Jones, Denver, 1980-88

Steve McMichael, New England, 1980; Chi. Bears, 1981-93; Green Bay, 1994

Kevin Greene, L.A. Rams, 1985-92; Pittsburgh, 1993-95; Carolina, 1996, 1998-99; San Francisco, 1997

Burt Grossman, S.D. Chargers, 1989-93; Philadelphia, 1994

Eric Swann, Phoenix, 1991-93; Arizona, 1994-99; Carolina, 2000

Dan Saleaumua, Detroit, 1987-88; Kansas City, 1989-96; Seattle, 1997-98

Derrick Thomas, Kansas City, 1989-99

Bryant Young, San Francisco, 1994-2007

Jason Taylor, Miami, 1997-2007; Washington, 2008; Miami, 2009; N.Y. Jets, 2010; Miami, 2011

2 By many players

Most Safeties, Season

2 Tom Nash, Green Bay, 1932

Willie Wilkin, Washington, 1942

Roger Brown, Detroit, 1962

Ron McDole, Buffalo, 1964

Alan Page, Minnesota, 1971

Fred Dryer, L.A. Rams, 1973

Benny Barnes, Dallas, 1973

ALL-TIME RECORDS

James Young, Hou. Oilers, 1977
 Doug English, Detroit, 1983
 Don Blackmon, New England, 1985
 Tim Harris, Green Bay, 1988
 Brian Jordan, Atlanta, 1991
 Burt Grossman, S.D. Chargers, 1992
 Rod Stephens, Seattle, 1993
 Bryant Young, San Francisco, 1996
 Jared Allen, Minnesota, 2008
 Jameel McClain, Bal. Ravens, 2008
 Junior Galette, New Orleans, 2014
 Justin Houston, Indianapolis, 2020

Most Safeties, Game

2 Fred Dryer, L.A. Rams vs. Green Bay, Oct. 21, 1973

RUSHING**Most Seasons Leading League**

8 Jim Brown, Cle. Browns, 1957-61, 1963-65
 4 Steve Van Buren, Philadelphia, 1945, 1947-49
 O.J. Simpson, Buffalo, 1972-73, 1975-76
 Eric Dickerson, L.A. Rams, 1983-84, 1986;
 Indianapolis, 1988
 Emmitt Smith, Dallas, 1991-93, 1995
 Barry Sanders, Detroit, 1990, 1994, 1996-97
 3 Earl Campbell, Hou. Oilers, 1978-80
 Adrian Peterson, Minnesota, 2008, 2012, 2015

Most Consecutive Seasons Leading League

5 Jim Brown, Cle. Browns, 1957-61
 3 Steve Van Buren, Philadelphia, 1947-49
 Jim Brown, Cle. Browns, 1963-65
 Earl Campbell, Hou. Oilers, 1978-80
 Emmitt Smith, Dallas, 1991-93
 2 By many players

ATTEMPTS**Most Seasons Leading League**

6 Jim Brown, Cle. Browns, 1958-59, 1961, 1963-65
 4 Steve Van Buren, Philadelphia, 1947-50
 Walter Payton, Chi. Bears, 1976-79
 3 Cookie Gilchrist, Buffalo, 1963-64; Denver, 1965
 Jim Nance, Bos. Patriots, 1966-67, 1969
 O.J. Simpson, Buffalo, 1973-75
 Eric Dickerson, L.A. Rams, 1983, 1986;
 Indianapolis, 1988
 Emmitt Smith, Dallas, 1991, 1994-95

Most Consecutive Seasons Leading League

4 Steve Van Buren, Philadelphia, 1947-50
 Walter Payton, Chi. Bears, 1976-79
 3 Jim Brown, Cle. Browns, 1963-65
 Cookie Gilchrist, Buffalo, 1963-64; Denver, 1965
 O.J. Simpson, Buffalo, 1973-75
 2 By many players

Most Attempts, Career

4,409 Emmitt Smith, Dallas, 1990-2002; Arizona, 2003-04
 3,838 Walter Payton, Chi. Bears, 1975-87
 3,735 Frank Gore, San Francisco, 2005-14; Indianapolis, 2015-17; Miami, 2018; Buffalo, 2019; N.Y. Jets, 2020

Most Attempts, Season

416 Larry Johnson, Kansas City, 2006
 410 Jamal Anderson, Atlanta, 1998
 407 James Wilder, Tampa Bay, 1984

Most Attempts, Rookie, Season

390 Eric Dickerson, L.A. Rams, 1983
 378 George Rogers, New Orleans, 1981
 369 Edgerrin James, Indianapolis, 1999

Most Attempts, Game

45 Jamie Morris, Washington vs. Cincinnati, Dec. 17, 1988 (ot)
 43 Butch Woolfolk, N.Y. Giants vs. Philadelphia, Nov. 20, 1983
 James Wilder, Tampa Bay vs. Green Bay, Sept. 30, 1984 (ot)
 Rudi Johnson, Cincinnati vs. Hou. Texans, Nov. 9, 2003

SCORING-RUSHING

42 James Wilder, Tampa Bay vs. Pittsburgh, Oct. 30, 1983
 Terrell Davis, Denver vs. Buffalo, Oct. 26, 1997 (ot)
 Ricky Williams, Miami vs. Buffalo, Sept. 21, 2003

YARDS GAINED**Most Yards Gained, Career**

18,355 Emmitt Smith, Dallas, 1990-2002; Arizona, 2003-04
 16,726 Walter Payton, Chi. Bears, 1975-87
 16,000 Frank Gore, San Francisco, 2005-14; Indianapolis, 2015-17; Miami, 2018; Buffalo, 2019; N.Y. Jets, 2020

Most Seasons, 1,000 or More Yards Rushing

11 Emmitt Smith, Dallas, 1991-2001
 10 Walter Payton, Chi. Bears, 1976-81, 1983-86
 Barry Sanders, Detroit, 1989-98
 Curtis Martin, New England, 1995-97; N.Y. Jets, 1998-2004
 9 Frank Gore, San Francisco, 2006-09, 2011-14; Indianapolis, 2016

Most Consecutive Seasons, 1,000 or More Yards Rushing

11 Emmitt Smith, Dallas, 1991-2001
 10 Barry Sanders, Detroit, 1989-98
 Curtis Martin, New England, 1995-97; N.Y. Jets, 1998-2004
 8 Thurman Thomas, Buffalo, 1989-96
 LaDainian Tomlinson, S.D. Chargers, 2001-08
 Steven Jackson, St.L. Rams, 2005-12

Most Yards Gained, Season

2,105 Eric Dickerson, L.A. Rams, 1984
 2,097 Adrian Peterson, Minnesota, 2012
 2,066 Jamal Lewis, Bal. Ravens, 2003

Most Yards Gained, Rookie, Season

1,808 Eric Dickerson, L.A. Rams, 1983
 1,674 George Rogers, New Orleans, 1981
 1,631 Ezekiel Elliott, Dallas, 2016

Most Yards Gained, Game

296 Adrian Peterson, Minnesota vs. S.D. Chargers, Nov. 4, 2007
 295 Jamal Lewis, Bal. Ravens vs. Cle. Browns, Sept. 14, 2003
 286 Jerome Harrison, Cle. Browns vs. Kansas City, Dec. 20, 2009

Most Games, 200 or More Yards Rushing, Career

6 O.J. Simpson, Buffalo, 1969-77; San Francisco, 1978-79
 Adrian Peterson, Minnesota, 2007-16; New Orleans, 2017; Arizona, 2017; Washington, 2018-19; Detroit, 2020
 5 Tiki Barber, N.Y. Giants, 1997-2006
 Derrick Henry, Tennessee, 2016-20
 4 Jim Brown, Cle. Browns, 1957-65
 Earl Campbell, Hou. Oilers, 1978-84; New Orleans, 1984-85
 Barry Sanders, Detroit, 1989-98
 LaDainian Tomlinson, S.D. Chargers, 2001-09; N.Y. Jets, 2010-11

Most Games, 200 or More Yards Rushing, Season

4 Earl Campbell, Hou. Oilers, 1980
 3 O.J. Simpson, Buffalo, 1973
 Tiki Barber, N.Y. Giants, 2005
 Jay Ajayi, Miami, 2016
 Derrick Henry, Tennessee, 2020
 2 Jim Brown, Cle. Browns, 1963
 O.J. Simpson, Buffalo, 1976
 Walter Payton, Chi. Bears, 1977
 Eric Dickerson, L.A. Rams, 1984
 Greg Bell, L.A. Rams, 1989
 Terrell Davis, Denver, 1997
 Barry Sanders, Detroit, 1997
 Corey Dillon, Cincinnati, 2000
 Marshall Faulk, St.L. Rams, 2000
 LaDainian Tomlinson, S.D. Chargers, 2002
 Ricky Williams, Miami, 2002
 Jamal Lewis, Bal. Ravens, 2003
 LaDainian Tomlinson, S.D. Chargers, 2003
 Larry Johnson, Kansas City, 2005
 Willie Parker, Pittsburgh, 2006

RUSHING-PASSING

Adrian Peterson, Minnesota, 2007
 Michael Turner, Atlanta, 2008
 Jamaal Charles, Kansas City, 2012
 Adrian Peterson, Minnesota, 2012

Most Consecutive Games, 200 or More Yards Rushing

- 2 O.J. Simpson, Buffalo, 1973, 1976
 Earl Campbell, Hou. Oilers, 1980
 Ricky Williams, Miami, 2002
 Jay Ajayi, Miami, 2016

Most Games, 100 or more Yards Rushing, Career

- 78 Emmitt Smith, Dallas, 1990-2002; Arizona, 2003-04
 77 Walter Payton, Chi. Bears, 1975-87
 76 Barry Sanders, Detroit, 1989-98

Most Games, 100 or More Yards Rushing, Season

- 14 Barry Sanders, Detroit, 1997
 12 Eric Dickerson, L.A. Rams, 1984
 Barry Foster, Pittsburgh, 1992
 Jamal Anderson, Atlanta, 1998
 Jamal Lewis, Bal. Ravens, 2003
 Chris Johnson, Tennessee, 2009
 DeMarco Murray, Dallas, 2014
 11 O.J. Simpson, Buffalo, 1973
 Earl Campbell, Hou. Oilers, 1979
 Marcus Allen, L.A. Raiders, 1985
 Eric Dickerson, L.A. Rams, 1986
 Emmitt Smith, Dallas, 1995
 Terrell Davis, Denver, 1998
 Shaun Alexander, Seattle, 2005
 Larry Johnson, Kansas City, 2006

Most Consecutive Games, 100 or More Yards Rushing

- 14 Barry Sanders, Detroit, 1997
 12 Chris Johnson, Tennessee, 2009-10
 11 Marcus Allen, L.A. Raiders, 1985-86

Longest Run from Scrimmage

- 99 Tony Dorsett, Dallas vs. Minnesota, Jan. 3, 1983 (TD)
 Derrick Henry, Tennessee vs. Jacksonville, Dec. 6, 2018 (TD)
 Ronald Jones, Tampa Bay vs. Carolina, Nov. 15, 2020 (TD)
 98 Ahman Green, Green Bay vs. Denver, Dec. 28, 2003 (TD)
 97 Andy Uram, Green Bay vs. Chi. Cardinals, Oct. 8, 1939 (TD)
 Bob Gage, Pittsburgh vs. Chi. Bears, Dec. 4, 1949 (TD)
 Lamar Miller, Miami vs. N.Y. Jets, Dec. 28, 2014 (TD)
 Lamar Miller, Hou. Texans vs. Tennessee, Nov. 26, 2018 (TD)

AVERAGE GAIN**Highest Average Gain, Career (750 attempts)**

- 7.00 Michael Vick, Atlanta, 2001-06; Philadelphia, 2009-2013; N.Y. Jets, 2014; Pittsburgh, 2015 (873-6,109)
 6.36 Randall Cunningham, Philadelphia, 1985-95; Minnesota, 1997-99; Dallas, 2000; Bal. Ravens, 2001 (775-4,928)
 5.61 Russell Wilson, Seattle, 2012-20 (803-4,506)

Highest Average Gain, Season (Qualifiers)

- 8.45 Michael Vick, Atlanta, 2006 (123-1,039)
 8.44 Beattie Feathers, Chi. Bears, 1934 (119-1,004)
 7.98 Randall Cunningham, Philadelphia, 1990 (118-942)

Highest Average Gain, Game (10 attempts)

- 17.30 Michael Vick, Atlanta vs. Minnesota, Dec. 1, 2002 (10-173)
 17.09 Marion Motley, Cle. Browns vs. Pittsburgh, Oct. 29, 1950 (11-188)
 16.70 Billy Grimes, Green Bay vs. N.Y. Yanks, Oct. 8, 1950 (10-167)

TOUCHDOWNS**Most Seasons Leading League**

- 5 Jim Brown, Cle. Browns, 1957-59, 1963, 1965
 4 Steve Van Buren, Philadelphia, 1945, 1947-49
 Cookie Gilchrist, Buffalo, 1962-64; Denver, 1965

ALL-TIME RECORDS

- 3 Dutch Clark, Detroit, 1934, 1936-37
 Abner Haynes, Dal. Texans, 1960-62
 Leroy Kelly, Cle. Browns, 1966-68
 Emmitt Smith, Dallas, 1992, 1994-95
 LaDainian Tomlinson, S.D. Chargers, 2004, 2006-07

Most Consecutive Seasons Leading League

- 4 Cookie Gilchrist, Buffalo, 1962-64; Denver, 1965
 3 Steve Van Buren, Philadelphia, 1947-49
 Jim Brown, Cle. Browns, 1957-59
 Abner Haynes, Dal. Texans, 1960-62
 Leroy Kelly, Cle. Browns, 1966-68

Most Touchdowns, Career

- 164 Emmitt Smith, Dallas, 1990-2002; Arizona, 2003-04
 145 LaDainian Tomlinson, S.D. Chargers, 2001-09; N.Y. Jets, 2010-11
 123 Marcus Allen, L.A. Raiders, 1982-92; Kansas City, 1993-97

Most Rushing Touchdowns, Season

- 28 LaDainian Tomlinson, S.D. Chargers, 2006
 27 Priest Holmes, Kansas City, 2003
 Shaun Alexander, Seattle, 2005
 25 Emmitt Smith, Dallas, 1995

Most Touchdowns, Rookie, Season

- 18 Eric Dickerson, L.A. Rams, 1983
 15 Ickey Woods, Cincinnati, 1988
 Mike Anderson, Denver, 2000
 Clinton Portis, Denver, 2002
 Ezekiel Elliott, Dallas, 2016
 14 Gale Sayers, Chi. Bears, 1965
 Barry Sanders, Detroit, 1989
 Curtis Martin, New England, 1995
 Fred Taylor, Jacksonville, 1998
 Cam Newton, Carolina, 2011

Most Touchdowns, Game

- 6 Ernie Nevers, Chi. Cardinals vs. Chi. Bears, Nov. 28, 1929
 Alvin Kamara, New Orleans vs. Minnesota, Dec. 25, 2020
 5 Jimmy Conzelman, Rhode Island vs. Evansville, Oct. 15, 1922
 Jim Brown, Cle. Browns vs. Bal. Colts, Nov. 1, 1959
 Cookie Gilchrist, Buffalo vs. N.Y. Jets, Dec. 8, 1963
 James Stewart, Jacksonville vs. Philadelphia, Oct. 12, 1997
 Clinton Portis, Denver vs. Kansas City, Dec. 7, 2003
 4 By many players

Most Consecutive Games Rushing for Touchdowns

- 18 LaDainian Tomlinson, S.D. Chargers, 2004-05
 13 John Riggins, Washington, 1982-83
 George Rogers, Washington, 1985-86
 11 Lenny Moore, Bal. Colts, 1963-64
 Emmitt Smith, Dallas, 1994-95
 Emmitt Smith, Dallas, 1995
 Priest Holmes, Kansas City, 2002

PASSING**Most Seasons Leading League (Passer Rating)**

- 6 Sammy Baugh, Washington, 1937, 1940, 1943, 1945, 1947, 1949
 Steve Young San Francisco, 1991-94, 1996-97
 4 Len Dawson, Dal. Texans; 1962; Kansas City, 1964, 1966, 1968
 Roger Staubach, Dallas, 1971, 1973, 1978-79
 Ken Anderson, Cincinnati, 1974-75, 1981-82
 3 Arnie Herber, Green Bay, 1932, 1934, 1936
 Norm Van Brocklin, L.A. Rams, 1950, 1952, 1954
 Bart Starr, Green Bay, 1962, 1964, 1966
 Peyton Manning, Indianapolis, 2004-06
 Aaron Rodgers, Green Bay, 2011-12, 2020

Most Consecutive Seasons Leading League (Passer Rating)

- 4 Steve Young, San Francisco, 1991-94
 3 Peyton Manning, Indianapolis, 2004-06
 2 Cecil Isbell, Green Bay, 1941-42
 Milt Plum, Cle. Browns, 1960-61
 Ken Anderson, Cincinnati, 1974-75, 1981-82
 Roger Staubach, Dallas, 1978-79

ALL-TIME RECORDS**PASSING**

Steve Young, San Francisco, 1996-97
 Aaron Rodgers, Green Bay, 2011-12

PASSER RATING**Highest Passer Rating, Career (1,500 attempts)**

- 108.7 Patrick Mahomes, Kansas City, 2017-20
- 104.5 Deshaun Watson, Hou. Texans, 2017-20
- 103.9 Aaron Rodgers, Green Bay, 2005-20

Highest Passer Rating, Season (Qualifiers)

- 122.5 Aaron Rodgers, Green Bay, 2011
- 121.5 Aaron Rodgers, Green Bay, 2020
- 121.1 Peyton Manning, Indianapolis, 2004

Highest Passer Rating, Rookie, Season (Qualifiers)

- 104.9 Dak Prescott, Dallas, 2016
- 102.4 Robert Griffin III, Washington, 2012
- 100.0 Russell Wilson, Seattle, 2012

ATTEMPTS**Most Seasons Leading League**

- 5 Dan Marino, Miami, 1984, 1986, 1988, 1992, 1997
- 4 Sammy Baugh, Washington, 1937, 1943, 1947-48
- Johnny Unitas, Bal. Colts, 1957, 1959-61
- George Blanda, Chi. Bears, 1953; Hou. Oilers, 1963-65
- Drew Brees, New Orleans, 2007-08, 2014, 2016
- 3 Arnie Herber, Green Bay, 1932, 1934, 1936
- Sonny Jurgensen, Washington, 1966-67, 1969
- Drew Bledsoe, New England, 1994-96
- Brett Favre, Green Bay, 1999, 2005-06
- Peyton Manning, Indianapolis, 1998, 2010; Denver, 2013

Most Consecutive Seasons Leading League

- 3 Johnny Unitas, Bal. Colts, 1959-61
- George Blanda, Hou. Oilers, 1963-65
- Drew Bledsoe, New England, 1994-96
- 2 By many players

Most Passes Attempted, Career

- 10,598 Tom Brady, New England, 2000-19; Tampa Bay, 2020
- 10,551 Drew Brees, S.D. Chargers, 2001-05; New Orleans, 2006-20
- 10,169 Brett Favre, Atlanta, 1991; Green Bay, 1992-2007; N.Y. Jets, 2008; Minnesota, 2009-10

Most Passes Attempted, Season

- 727 Matthew Stafford, Detroit, 2012
- 691 Drew Bledsoe, New England, 1994
- 679 Peyton Manning, Indianapolis, 2010

Most Passes Attempted, Rookie, Season

- 627 Andrew Luck, Indianapolis, 2012
- 607 Carson Wentz, Philadelphia, 2016
- 599 Derek Carr, Oakland, 2014

Most Passes Attempted, Game

- 70 Drew Bledsoe, New England vs. Minnesota, Nov. 13, 1994
- 69 Vinny Testaverde, N.Y. Jets vs. Bal. Ravens, Dec. 24, 2000
- 68 George Blanda, Hou. Oilers vs. Buffalo, Nov. 1, 1964
- Jon Kitna, Cincinnati vs. Pittsburgh, Dec. 30, 2001
- Jared Goff, L.A. Rams vs. Tampa Bay, Sept. 29, 2019

COMPLETIONS**Most Seasons Leading League**

- 6 Dan Marino, Miami, 1984-86, 1988, 1992, 1997
- Drew Brees, New Orleans, 2007-08, 2011, 2014, 2016-17
- 5 Sammy Baugh, Washington, 1937, 1943, 1945, 1947-48
- 4 George Blanda, Chi. Bears, 1953; Hou. Oilers, 1963-65
- Sonny Jurgensen, Philadelphia, 1961; Washington, 1966-67, 1969
- Peyton Manning, Indianapolis, 2000, 2003, 2010; Denver, 2013

Most Consecutive Seasons Leading League

- 3 George Blanda, Hou. Oilers, 1963-65
- Dan Marino, Miami, 1984-86

2 By many players

Most Passes Completed, Career

- 7,142 Drew Brees, S.D. Chargers, 2001-05; New Orleans, 2006-20
- 6,778 Tom Brady, New England, 2000-19; Tampa Bay, 2020
- 6,300 Brett Favre, Atlanta, 1991; Green Bay, 1992-2007; N.Y. Jets, 2008; Minnesota, 2009-10

Most Passes Completed, Season

- 471 Drew Brees, New Orleans, 2016
- 468 Drew Brees, New Orleans, 2011
- 456 Drew Brees, New Orleans, 2014

Most Passes Completed, Rookie, Season

- 396 Justin Herbert, L.A. Chargers, 2020
- 379 Carson Wentz, Philadelphia, 2016
- 354 Sam Bradford, St.L. Rams, 2010

Most Passes Completed, Game

- 45 Drew Bledsoe, New England vs. Minnesota, Nov. 13, 1994 (ot)
- Jared Goff, L.A. Rams vs. Tampa Bay, Sept. 29, 2019
- 44 Ben Roethlisberger, Pittsburg vs. Bal. Ravens, Dec. 10, 2017
- 43 Rich Gannon, Oakland vs. Pittsburgh, Sept. 15, 2002
- Matt Schaub, Hou. Texans vs. Jacksonville, Nov. 18, 2012 (ot)
- Philip Rivers, S.D. Chargers vs. Green Bay, Oct. 18, 2015

Most Consecutive Passes Completed

- 25 Ryan Tannehill, Miami vs. Tennessee (7), Oct. 18, 2015; vs. Hou. Texans (18), Oct. 25, 2015
- Marcus Mariota, Tennessee vs. Indianapolis, Nov. 18, 2018 (6); vs. Hou. Texans, Nov. 26, 2018 (19)
- Philip Rivers, L.A. Chargers vs. Arizona, Nov. 25, 2018
- Nick Foles, Philadelphia vs. Washington, Dec. 30, 2018
- 24 Donovan McNabb, Philadelphia vs. N.Y. Giants (10), Nov. 28, 2004; vs. Green Bay (14), Dec. 5, 2004
- 23 Peyton Manning, Indianapolis vs. Detroit (6), Dec. 14, 2008; vs. Jacksonville (17), Dec. 18, 2008
- Drew Brees, New Orleans vs. Indianapolis (22), Dec. 16, 2019; vs. Tennessee (1), Dec. 22, 2019

COMPLETION PERCENTAGE**Most Seasons Leading League**

- 8 Len Dawson, Dal. Texans, 1962; Kansas City, 1964-69, 1975
- 7 Sammy Baugh, Washington, 1940, 1942-43, 1945, 1947-49
- 6 Drew Brees, New Orleans, 2009-11, 2017-19

Most Consecutive Seasons Leading League

- 6 Len Dawson, Kansas City, 1964-69
- 4 Steve Young, San Francisco, 1994-97
- 3 Sammy Baugh, Washington, 1947-49
- Otto Graham, Cle. Browns, 1953-55
- Milt Plum, Cle. Browns, 1959-61
- Kurt Warner, St.L. Rams, 1999-2001
- Drew Brees, New Orleans, 2009-11
- Drew Brees, New Orleans, 2017-19

Highest Completion Percentage, Career (1,500 attempts)

- 67.85 Deshaun Watson, Hou. Texans, 2017-20 (1,748-1,186)
- 67.69 Drew Brees, S.D. Chargers, 2001-05; New Orleans, 2006-20 (10,551-7,142)
- 66.99 Kirk Cousins, Washington, 2012-17; Minnesota, 2018-20 (3,662-2,453)

Highest Completion Percentage, Season (Qualifiers)

- 74.44 Drew Brees, New Orleans, 2018 (489-364)
- 74.34 Drew Brees, New Orleans, 2019 (378-281)
- 72.01 Drew Brees, New Orleans, 2017 (536-386)

Highest Completion Percentage, Rookie, Season (Qualifiers)

- 67.76 Dak Prescott, Dallas, 2016 (459-311)
- 66.56 Justin Herbert, L.A. Chargers, 2020 (595-396)
- 66.44 Ben Roethlisberger, Pittsburgh, 2004 (295-196)

PASSING**Highest Completion Percentage, Game (20 attempts)**

- 96.67 Drew Brees, New Orleans vs. Indianapolis, Dec. 16, 2019 (30-29)
 96.55 Philip Rivers, L.A. Chargers vs. Arizona, Nov. 25, 2018 (29-28)
 95.65 Marcus Mariota, Tennessee vs. Hou. Texans, Nov. 26, 2018 (23-22)

YARDS GAINED**Most Seasons Leading League**

- 7 Drew Brees, New Orleans, 2006, 2008, 2011-12, 2014-16
 5 Sonny Jurgensen, Philadelphia, 1961-62; Washington, 1966-67, 1969
 Dan Marino, Miami, 1984-86, 1988, 1992
 4 Sammy Baugh, Washington, 1937, 1940, 1947-48
 Johnny Unitas, Bal. Colts, 1957, 1959-60, 1963
 Dan Fouts, S.D. Chargers, 1979-82

Most Consecutive Seasons Leading League

- 4 Dan Fouts, S.D. Chargers, 1979-82
 3 Dan Marino, Miami, 1984-86
 Drew Brees, New Orleans, 2014-16
 2 By many players

Most Yards Gained, Career

- 80,358 Drew Brees, S.D. Chargers, 2001-05; New Orleans, 2006-20
 79,204 Tom Brady, New England, 2000-19; Tampa Bay, 2020
 71,940 Peyton Manning, Indianapolis, 1998-2010; Denver, 2012-15

Most Seasons, 3,000 or More Yards Passing

- 18 Brett Favre, Green Bay, 1992-2007; N.Y. Jets, 2008; Minnesota, 2009
 Tom Brady, New England, 2002-07, 2009-19; Tampa Bay, 2020
 16 Peyton Manning, Indianapolis, 1998-2010; Denver, 2012-14
 Drew Brees, S.D. Chargers, 2002, 2004-05; New Orleans, 2006-18
 15 Philip Rivers, S.D./L.A. Chargers, 2006-19; Indianapolis, 2020

Most Yards Gained, Season

- 5,477 Peyton Manning, Denver, 2013
 5,476 Drew Brees, New Orleans, 2011
 5,235 Tom Brady, New England, 2011

Most Yards Gained, Rookie, Season

- 4,374 Andrew Luck, Indianapolis, 2012
 4,336 Justin Herbert, L.A. Chargers, 2020
 4,051 Cam Newton, Carolina, 2011

Most Yards Gained, Game

- 554 Norm Van Brocklin, L.A. Rams vs. N.Y. Yanks, Sept. 28, 1951
 527 Warren Moon, Hou. Oilers vs. Kansas City, Dec. 16, 1990
 Matt Schaub, Hou. Texans vs. Jacksonville, Nov. 18, 2012 (ot)
 522 Boomer Esiason, Arizona vs. Washington, Nov. 10, 1996 (ot)
 Ben Roethlisberger, Pittsburgh vs. Indianapolis, Oct. 26, 2014

Most Games, 400 or More Yards Passing, Career

- 16 Drew Brees, S.D. Chargers, 2001-05; New Orleans, 2006-20
 14 Peyton Manning, Indianapolis, 1998-2010; Denver, 2012-15
 13 Dan Marino, Miami, 1983-99

Most Games, 400 or More Yards Passing, Season

- 4 Dan Marino, Miami, 1984
 Peyton Manning, Denver, 2013
 Ryan Fitzpatrick, Tampa Bay, 2018
 3 Dan Marino, Miami, 1986
 Eli Manning, N.Y. Giants, 2011
 Tony Romo, Dallas, 2012
 Philip Rivers, S.D. Chargers, 2013
 Aaron Rodgers, Green Bay, 2018
 Dak Prescott, Dallas, 2019
 Jameis Winston, Tampa Bay, 2019

ALL-TIME RECORDS

Dak Prescott, Dallas, 2020

2 By many players

Most Consecutive Games, 400 or More Yards Passing

- 3 Ryan Fitzpatrick, Tampa Bay, 2018
 Dak Prescott, Dallas, 2020
 2 Dan Fouts, S.D. Chargers, 1982
 Dan Marino, Miami, 1984
 Phil Simms, N.Y. Giants, 1985
 Billy Volek, Tennessee, 2004
 Matt Cassel, New England, 2008
 Tom Brady, New England, 2011
 Cam Newton, Carolina, 2011
 Philip Rivers, S.D. Chargers, 2013
 Aaron Rodgers, Green Bay, 2018
 Jameis Winston, Tampa Bay, 2019

Most Games, 300 or More Yards Passing, Career

- 123 Drew Brees, S.D. Chargers, 2001-05; New Orleans, 2006-20
 99 Tom Brady, New England, 2000-19; Tampa Bay, 2020
 93 Peyton Manning, Indianapolis, 1998-2010; Denver, 2012-15

Most Games, 300 or More Yards Passing, Season

- 13 Drew Brees, New Orleans, 2011
 12 Peyton Manning, Denver, 2013
 11 Tom Brady, New England, 2011
 Drew Brees, New Orleans, 2013
 Matt Ryan, Atlanta, 2019
 Jameis Winston, Tampa Bay, 2019

Most Consecutive Games, 300 or More Yards Passing

- 9 Drew Brees, New Orleans, 2011-12
 Drew Brees, New Orleans, 2012-13
 8 Andrew Luck, Indianapolis, 2014
 Patrick Mahomes, Kansas City, 2018
 7 Peyton Manning, Denver, 2012-13
 Matt Ryan, Atlanta, 2018-19

Longest Pass Completion (All TDs except as noted)

- 99 Frank Filchock (to Farkas), Washington vs. Pittsburgh, Oct. 15, 1939
 George Izo (to Mitchell), Washington vs. Cle. Browns, Sept. 15, 1963
 Karl Sweetan (to Studstill), Detroit vs. Bal. Colts, Oct. 16, 1966
 Sonny Jurgensen (to Allen), Washington vs. Chi. Bears, Sept. 15, 1968
 Jim Plunkett (to Branch), L.A. Raiders vs. Washington, Oct. 2, 1983
 Ron Jaworski (to Quick), Philadelphia vs. Atlanta, Nov. 10, 1985
 Stan Humphries (to Martin), S.D. Chargers vs. Seattle, Sept. 18, 1994
 Brett Favre (to Brooks), Green Bay vs. Chi. Bears, Sept. 11, 1995
 Trent Green (to Boerigter), Kansas City vs. S.D. Chargers, Dec. 22, 2002
 Jeff Garcia (to Davis), Cle. Browns vs. Cincinnati, Oct. 17, 2004
 Gus Frerotte (to Berrian), Minnesota vs. Chi. Bears, Nov. 30, 2008
 Tom Brady (to Welker), New England vs. Miami, Sept. 12, 2011
 Eli Manning (to Cruz), N.Y. Giants vs. N.Y. Jets, Dec. 24, 2011
 98 Doug Russell (to Tinsley), Chi. Cardinals vs. Cle. Rams, Nov. 27, 1938
 Ogden Compton (to Lane), Chi. Cardinals vs. Green Bay, Nov. 13, 1955
 Bill Wade (to Farrington), Chi. Bears vs. Detroit, Oct. 8, 1961
 Jacky Lee (to Dewveall), Hou. Oilers vs. S.D. Chargers, Nov. 25, 1962
 Earl Morrall (to Jones), N.Y. Giants vs. Pittsburgh, Sept. 11, 1966
 Jim Hart (to Rashad), St.L. Cardinals vs. L.A. Rams, Dec. 10, 1972 (no TD)

ALL-TIME RECORDS

- Bobby Hebert (to Haynes), Atlanta vs. New Orleans, Sept. 12, 1993
 Charlie Batch (to Morton), Detroit vs. Chi. Bears, Oct. 4, 1998
 Ryan Fitzpatrick (to Owens), Buffalo vs. Jacksonville, Nov. 22, 2009
 Drew Brees (to Cooks), New Orleans vs. Oakland, Sept. 11, 2016
 97 Pat Coffee (to Tinsley), Chi. Cardinals vs. Chi. Bears, Dec. 5, 1937
 Bobby Layne (to Box), Detroit vs. Green Bay, Nov. 26, 1953
 George Shaw (to Tarr), Denver vs. Bos. Patriots, Sept. 21, 1962
 Bernie Kosar (to Slaughter), Cle. Browns vs. Chi. Bears, Oct. 23, 1989
 Steve Young (to Taylor), San Francisco vs. Atlanta, Nov. 3, 1991
 Ben Roethlisberger (to Smith-Schuster), Pittsburgh vs. Detroit, Oct. 29, 2017
 Ben Roethlisberger (to Smith-Schuster), Pittsburgh vs. Denver, Nov. 25, 2018

AVERAGE GAIN**Most Seasons Leading League**

- 7 Sid Luckman, Chi. Bears, 1939-43, 1946-47
 5 Steve Young, San Francisco, 1991-94, 1997
 3 Arnie Herber, Green Bay, 1932, 1934, 1936
 Norm Van Brocklin, L.A. Rams, 1950, 1952, 1954
 Len Dawson, Dal. Texans, 1962; Kansas City, 1966, 1968
 Bart Starr, Green Bay, 1966-68
 Kurt Warner, St.L. Rams, 1999-2001
 Philip Rivers, S.D. Chargers, 2008-10

Most Consecutive Seasons Leading League

- 5 Sid Luckman, Chi. Bears, 1939-43
 4 Steve Young, San Francisco, 1991-94
 3 Bart Starr, Green Bay, 1966-68
 Kurt Warner, St.L. Rams, 1999-2001
 Philip Rivers, S.D. Chargers, 2008-10

Highest Average Gain, Career (1,500 Attempts)

- 8.63 Otto Graham, Cle. Browns, 1950-55 (1,565-13,499)
 8.42 Sid Luckman, Chi. Bears, 1939-50 (1,744-14,686)
 8.39 Patrick Mahomes, Kansas City, 2017-20 (1,687-14,152)

Highest Average Gain, Season (Qualifiers)

- 11.17 Tommy O'Connell, Cle. Browns, 1957 (110-1,229)
 10.86 Sid Luckman, Chi. Bears, 1943 (202-2,194)
 10.55 Otto Graham, Cle. Browns, 1953 (258-2,722)

Highest Average Gain, Rookie, Season (Qualifiers)

- 9.411 Greg Cook, Cincinnati, 1969 (197-1,854)
 9.409 Bob Waterfield, Cle. Rams, 1945 (171-1,609)
 8.88 Ben Roethlisberger, Pittsburgh, 2004 (295-2,621)

Highest Average Gain, Game (20 attempts)

- 18.58 Sammy Baugh, Washington vs. Bos. Yanks, Oct. 31, 1948 (24-446)
 18.50 Johnny Unitas, Bal. Colts vs. Atlanta, Nov. 12, 1967 (20-370)
 17.71 Joe Namath, N.Y. Jets vs. Bal. Colts, Sept. 24, 1972 (28-496)

TOUCHDOWNS**Most Seasons Leading League**

- 4 Johnny Unitas, Bal. Colts, 1957-60
 Len Dawson, Dal. Texans, 1962; Kansas City, 1963, 1965-66
 Steve Young, San Francisco, 1992-94, 1998
 Brett Favre, Green Bay, 1995-97, 2003
 Drew Brees, New Orleans, 2008-09, 2011-12
 Peyton Manning, Indianapolis, 2000, 2004, 2006; Denver, 2013
 Tom Brady, New England, 2002, 2007, 2010, 2015
 3 Arnie Herber, Green Bay, 1932, 1934, 1936
 Sid Luckman, Chi. Bears, 1943, 1945-46
 Y.A. Tittle, San Francisco, 1955; N.Y. Giants, 1962-63
 Dan Marino, Miami, 1984-86
 2 By many players

PASSING**Most Consecutive Seasons Leading League**

- 4 Johnny Unitas, Bal. Colts, 1957-60
 3 Dan Marino, Miami, 1984-86
 Steve Young, San Francisco, 1992-94
 Brett Favre, Green Bay, 1995-97
 2 By many players

Most Touchdown Passes, Career

- 581 Tom Brady, New England, 2000-19; Tampa Bay, 2020
 571 Drew Brees, S.D. Chargers, 2001-05; New Orleans, 2006-20
 539 Peyton Manning, Indianapolis, 1998-2010; Denver, 2012-15

Most Touchdown Passes, Season

- 55 Peyton Manning, Denver, 2013
 50 Tom Brady, New England, 2007
 Patrick Mahomes, Kansas City, 2018
 49 Peyton Manning, Indianapolis, 2004

Most Touchdown Passes, Rookie, Season

- 31 Justin Herbert, L.A. Chargers, 2020
 27 Baker Mayfield, Cle. Browns, 2018
 26 Peyton Manning, Indianapolis, 1998
 Russell Wilson, Seattle, 2012

Most Touchdown Passes, Game

- 7 Sid Luckman, Chi. Bears vs. N.Y. Giants, Nov. 14, 1943
 Adrian Burk, Philadelphia vs. Washington, Oct. 17, 1954
 George Blanda, Hou. Oilers vs. N.Y. Titans, Nov. 19, 1961
 Y.A. Tittle, N.Y. Giants vs. Washington, Oct. 28, 1962
 Joe Kapp, Minnesota vs. Bal. Colts, Sept. 28, 1969
 Peyton Manning, Denver vs. Bal. Ravens, Sept. 5, 2013
 Nick Foles, Philadelphia vs. Oakland, Nov. 3, 2013
 Drew Brees, New Orleans vs. N.Y. Giants, Nov. 1, 2015
 6 By many players. Last time:
 Patrick Mahomes, Kansas City vs. L.A. Rams, Nov. 19, 2018

Most Games, Four or More Touchdown Passes, Career

- 37 Drew Brees, S.D. Chargers, 2001-05; New Orleans, 2006-20
 35 Peyton Manning, Indianapolis, 1998-2010; Denver, 2012-15
 33 Tom Brady, New England, 2000-19; Tampa Bay, 2020

Most Games, Four or More Touchdown Passes, Season

- 9 Peyton Manning, Denver, 2013
 7 Patrick Mahomes, Kansas City, 2018
 Aaron Rodgers, Green Bay, 2020
 6 Dan Marino, Miami, 1984
 Peyton Manning, Indianapolis, 2004

Most Consecutive Games, Four or More Touchdown Passes

- 5 Peyton Manning, Indianapolis, 2004
 4 Dan Marino, Miami, 1984
 3 Drew Brees, New Orleans, 2011
 Patrick Mahomes, Kansas City, 2018
 Russell Wilson, Seattle, 2020

Most Consecutive Games, Touchdown Passes

- 54 Drew Brees, New Orleans, 2009-12
 52 Tom Brady, New England, 2010-13
 51 Peyton Manning, Indianapolis-Denver, 2010-14

HAD INTERCEPTED**Most Consecutive Passes Attempted, None Intercepted**

- 402 Aaron Rodgers, Green Bay, 2018
 358 Tom Brady, New England, 2010-11
 332 Derek Carr, Oakland, 2018

Most Passes Had Intercepted, Career

- 336 Brett Favre, Atlanta, 1991; Green Bay, 1992-2007; N.Y. Jets, 2008; Minnesota, 2009-10
 277 George Blanda, Chi. Bears, 1949, 1950-58; Bal. Colts, 1950; Hou. Oilers, 1960-66; Oakland, 1967-75
 268 John Hadl, S.D. Chargers, 1962-72; L.A. Rams, 1973-74; Green Bay, 1974-75; Hou. Oilers, 1976-77

PASSING-RECEIVING**ALL-TIME RECORDS****Most Passes Had Intercepted, Season**

- 42 George Blanda, Hou. Oilers, 1962
- 35 Vinny Testaverde, Tampa Bay, 1988
- 34 Frank Tripucka, Denver, 1960

Most Passes Had Intercepted, Game

- 8 Jim Hardy, Chi. Cardinals vs. Philadelphia, Sept. 24, 1950
- 7 Parker Hall, Cle. Rams vs. Green Bay, Nov. 8, 1942
- Frank Sinkwich, Detroit vs. Green Bay, Oct. 24, 1943
- Bob Waterfield, L.A. Rams vs. Green Bay, Oct. 17, 1948
- Zeke Bratkowski, Chi. Bears vs. Bal. Colts, Oct. 2, 1960
- Tommy Wade, Pittsburgh vs. Philadelphia, Dec. 12, 1965
- Ken Stabler, Oakland vs. Denver, Oct. 16, 1977
- Steve DeBerg, Tampa Bay vs. San Francisco, Sept. 7, 1986
- Ty Detmer, Detroit vs. Cle. Browns, Sept. 23, 2001

Most Attempts, No Interceptions, Game

- 70 Drew Bledsoe, New England vs. Minnesota, Nov. 13, 1994 (ot)
- 66 Ben Roethlisberger, Pittsburgh vs. Bal. Ravens, Dec. 10, 2017
- 65 Philip Rivers, S.D. Chargers vs. Green Bay, Oct. 18, 2015

LOWEST PERCENTAGE, PASSES HAD INTERCEPTED**Most Seasons Leading League, Lowest Percentage, Passes Had Intercepted**

- 5 Sammy Baugh, Washington, 1940, 1942, 1944-45, 1947
- Aaron Rodgers, Green Bay, 2009, 2014, 2018-20
- 4 Tom Brady, New England, 2010, 2012, 2015-16
- 3 Charlie Conerly, N.Y. Giants, 1950, 1956, 1959
- Bart Starr, Green Bay, 1962, 1964, 1966
- Roger Staubach, Dallas, 1971, 1977, 1979
- Ken Anderson, Cincinnati, 1972, 1981-82
- Ken O'Brien, N.Y. Jets, 1985, 1987-88

Lowest Pct., Passes Had Intercepted, Career (1,500 attempts)

- 1.35 Aaron Rodgers, Green Bay, 2005-20 (6,587-89)
- 1.42 Patrick Mahomes, Kansas City, 2017-20 (1,687-24)
- 1.74 Dak Prescott, Dallas, 2016-20 (2,293-40)

Lowest Pct., Passes Had Intercepted, Season (Qualifiers)

- 0.34 Aaron Rodgers, Green Bay, 2018 (597-2)
- 0.41 Damon Huard, Kansas City, 2006 (244-1)
- 0.45 Josh McCown, Chi. Bears, 2013 (224-1)

Lowest Pct., Passes Had Intercepted, Rookie, Season (Qualifiers)

- 0.87 Dak Prescott, Dallas, 2016 (459-4)
- 1.24 Joe Burrow, Cincinnati, 2020 (404-5)
- 1.27 Robert Griffin III, Washington, 2012 (393-5)

TIMES SACKED

Times Sacked has been compiled since 1963.

Most Times Sacked, Career

- 525 Brett Favre, Atlanta, 1991; Green Bay, 1992-2007; N.Y. Jets, 2008; Minnesota, 2009-10
- 521 Tom Brady, New England, 2000-19; Tampa Bay, 2020
- 516 John Elway, Denver, 1983-98
- Ben Roethlisberger, Pittsburgh, 2004-20

Most Times Sacked, Season

- 76 David Carr, Hou. Texans, 2002
- 72 Randall Cunningham, Philadelphia, 1986
- 68 David Carr, Hou. Texans, 2005

Most Times Sacked, Game

- 12 Bert Jones, Bal. Colts vs. St.L. Cardinals, Oct. 26, 1980
- Warren Moon, Hou. Oilers vs. Dallas, Sept. 29, 1985
- Donovan McNabb, Philadelphia vs. N.Y. Giants, Sept. 30, 2007
- 11 Charley Johnson, St.L. Cardinals vs. N.Y. Giants, Nov. 1, 1964

- Bart Starr, Green Bay vs. Detroit, Nov. 7, 1965
- Jack Kemp, Buffalo vs. Oakland, Oct. 15, 1967
- Bob Berry, Atlanta vs. St.L. Cardinals, Nov. 24, 1968
- Greg Landry, Detroit vs. Dallas, Oct. 6, 1975
- Ron Jaworski, Philadelphia vs. St.L. Cardinals, Dec. 18, 1983
- Paul McDonald, Cle. Browns vs. Kansas City, Sept. 30, 1984
- Archie Manning, Minnesota vs. Chi. Bears, Oct. 28, 1984
- Steve Pelluer, Dallas vs. S.D. Chargers, Nov. 16, 1986
- Randall Cunningham, Philadelphia vs. L.A. Raiders, Nov. 30, 1986 (ot)
- David Norrie, N.Y. Jets vs. Dallas, Oct. 4, 1987
- Troy Aikman, Dallas vs. Philadelphia, Sept. 15, 1991
- Bernie Kosar, Cle. Browns vs. Indianapolis, Sept. 6, 1992
- Greg McElroy, N.Y. Jets vs. S.D. Chargers, Dec. 23, 2012
- Marcus Mariota, Tennessee vs. Bal. Ravens, Oct. 14, 2018
- 10 By many players

RECEIVING**Most Seasons Leading League**

- 8 Don Hutson, Green Bay, 1936-37, 1939, 1941-45
- 5 Lionel Taylor, Denver, 1960-63, 1965
- 3 Tom Fears, L.A. Rams, 1948-50
- Pete Pihos, Philadelphia, 1953-55
- Billy Wilson, San Francisco, 1954, 1956-57
- Raymond Berry, Bal. Colts, 1958-60
- Lance Alworth, S.D. Chargers, 1966, 1968-69
- Sterling Sharpe, Green Bay, 1989, 1992-93
- Wes Welker, New England, 2007, 2009, 2011

Most Consecutive Seasons Leading League

- 5 Don Hutson, Green Bay, 1941-45
- 4 Lionel Taylor, Denver, 1960-63
- 3 Tom Fears, L.A. Rams, 1948-50
- Pete Pihos, Philadelphia, 1953-55
- Raymond Berry, Bal. Colts, 1958-60

Most Pass Receptions, Career

- 1,549 Jerry Rice, San Francisco, 1985-2000; Oakland, 2001-04; Seattle, 2004
- 1,432 Larry Fitzgerald, Arizona, 2004-20
- 1,325 Tony Gonzalez, Kansas City, 1997-2008; Atlanta, 2009-13

Most Seasons, 50 or More Pass Receptions

- 17 Jerry Rice, San Francisco, 1986-96, 1998-2000; Oakland, 2001-03
- Larry Fitzgerald, Arizona, 2004-20
- 16 Tony Gonzalez, Kansas City, 1998-2008; Atlanta, 2009-13
- 15 Jason Witten, Dallas, 2004-17, 2019

Most Pass Receptions, Season

- 149 Michael Thomas, New Orleans, 2019
- 143 Marvin Harrison, Indianapolis, 2002
- 136 Antonio Brown, Pittsburgh, 2015
- Julio Jones, Atlanta, 2015

Most Pass Receptions, Rookie, Season

- 101 Anquan Boldin, Arizona, 2003
- 92 Michael Thomas, New Orleans, 2016
- 91 Eddie Royal, Denver, 2008
- Odell Beckham Jr., N.Y. Giants, 2014
- Saquon Barkley, N.Y. Giants, 2018

Most Pass Receptions, Game

- 21 Brandon Marshall, Denver vs. Indianapolis, Dec. 13, 2009
- 20 Terrell Owens, San Francisco vs. Chi. Bears, Dec. 17, 2000
- 18 Tom Fears, L.A. Rams vs. Green Bay, Dec. 3, 1950
- Brandon Marshall, Denver vs. S.D. Chargers, Sept. 14, 2008
- Jason Witten, Dallas vs. N.Y. Giants, Oct. 28, 2012

ALL-TIME RECORDS**Most Consecutive Games, Pass Receptions**

- 274 Jerry Rice, San Francisco, 1985-2000; Oakland, 2001-04
 256 Larry Fitzgerald, Arizona, 2004-20 (current)
 211 Tony Gonzalez, Kansas City, 2000-08; Atlanta, 2009-13

YARDS GAINED**Most Seasons Leading League**

- 7 Don Hutson, Green Bay, 1936, 1938-39, 1941-44
 6 Jerry Rice, San Francisco, 1986, 1989-90, 1993-95
 3 Raymond Berry, Bal. Colts, 1957, 1959-60
 Lance Alworth, S.D. Chargers, 1965-66, 1968

Most Consecutive Seasons Leading League

- 4 Don Hutson, Green Bay, 1941-44
 3 Jerry Rice, San Francisco, 1993-95
 2 By many players

Most Yards Gained, Career

- 22,895 Jerry Rice, San Francisco, 1985-2000; Oakland, 2001-04; Seattle, 2004
 17,492 Larry Fitzgerald, Arizona, 2004-20
 15,934 Terrell Owens, San Francisco, 1996-2003; Philadelphia, 2004-05; Dallas, 2006-08; Buffalo, 2009; Cincinnati, 2010

Most Seasons, 1,000 or More Yards, Pass Receiving

- 14 Jerry Rice, San Francisco, 1986-96, 1998; Oakland, 2001-02
 10 Randy Moss, Minnesota, 1998-2003; Oakland, 2005; New England, 2007-09
 9 Tim Brown, L.A. Raiders, 1993-94; Oakland, 1995-2001
 Jimmy Smith, Jacksonville, 1996-2002, 2004-05
 Terrell Owens, San Francisco, 1998, 2000-03; Philadelphia, 2004; Dallas, 2006-08
 Larry Fitzgerald, Arizona, 2005, 2007-11, 2015-17

Most Yards Gained, Season

- 1,964 Calvin Johnson, Detroit, 2012
 1,871 Julio Jones, Atlanta, 2015
 1,848 Jerry Rice, San Francisco, 1995

Most Yards Gained, Rookie, Season

- 1,473 Bill Groman, Hou. Oilers, 1960
 1,400 Justin Jefferson, Minnesota, 2020
 1,377 Anquan Boldin, Arizona, 2003

Most Yards Gained, Game

- 336 Flipper Anderson, L.A. Rams vs. New Orleans, Nov. 26, 1989
 329 Calvin Johnson, Detroit vs. Dallas, Oct. 27, 2013
 309 Stephone Paige, Kansas City vs. S.D. Chargers, Dec. 22, 1985

Most Games, 200 or More Yards Pass Receiving, Career

- 5 Lance Alworth, S.D. Chargers, 1962-70; Dallas, 1971-72
 Calvin Johnson, Detroit, 2007-15
 4 Don Hutson, Green Bay, 1935-45
 Charlie Hennigan, Hou. Oilers, 1960-66
 Jerry Rice, San Francisco, 1985-2000; Oakland, 2001-04; Seattle, 2004
 3 Don Maynard, N.Y. Giants, 1958; N.Y. Jets, 1960-72; St.L. Cardinals, 1973
 Wes Chandler, New Orleans, 1978-1981;
 S.D. Chargers, 1981-87; San Francisco, 1988
 Isaac Bruce, L.A. Rams, 1994; St.L. Rams, 1995-2007; San Francisco, 2008
 Terrell Owens, San Francisco, 1996-2003; Philadelphia, 2004-05; Dallas, 2006-08; Buffalo, 2009; Cincinnati, 2010
 Andre Johnson, Hou. Texans, 2003-14; Indianapolis, 2015; Tennessee, 2016
 Julio Jones, Atlanta, 2011-20
 Amari Cooper, Oakland, 2015-18; Dallas, 2018-19

Most Games, 200 or More Yards Pass Receiving, Season

- 3 Charlie Hennigan, Hou. Oilers, 1961
 2 Don Hutson, Green Bay, 1942
 Gene Roberts, N.Y. Giants, 1949

RECEIVING

- Lance Alworth, S.D. Chargers, 1963
 Don Maynard, N.Y. Jets, 1968
 Calvin Johnson, Detroit, 2011
 Calvin Johnson, Detroit, 2012
 Josh Gordon, Cle. Browns, 2013
 Alshon Jeffery, Chi. Bears, 2013

Most Games, 100 or More Yards Pass Receiving, Career

- 76 Jerry Rice, San Francisco, 1985-2000; Oakland, 2001-04; Seattle, 2004
 64 Randy Moss, Minnesota, 1998-2004, 2010; Oakland, 2005-06; New England, 2007-10; Tennessee, 2010; San Francisco, 2012
 59 Marvin Harrison, Indianapolis, 1996-2008

Most Games, 100 or More Yards Pass Receiving, Season

- 11 Michael Irvin, Dallas, 1995
 Calvin Johnson, Detroit, 2012
 10 Charlie Hennigan, Hou. Oilers, 1961
 Herman Moore, Detroit, 1995
 Marvin Harrison, Indianapolis, 2002
 Torry Holt, St.L. Rams, 2003
 Demaryius Thomas, Denver, 2014
 Brandon Marshall, N.Y. Jets, 2015
 Julio Jones, Atlanta, 2018
 Michael Thomas, New Orleans, 2019
 9 Elroy (Crazylegs) Hirsch, L.A. Rams, 1951
 Bill Groman, Hou. Oilers, 1960
 Lance Alworth, S.D. Chargers, 1965
 Don Maynard, N.Y. Jets, 1967
 Stanley Morgan, New England, 1986
 Mark Carrier, Tampa Bay, 1989
 Robert Brooks, Green Bay, 1995
 Isaac Bruce, St.L. Rams, 1995
 Jerry Rice, San Francisco, 1995
 Marvin Harrison, Indianapolis, 1999
 Jimmy Smith, Jacksonville, 1999
 David Boston, Arizona, 2001
 Steve Smith, Carolina, 2005
 Randy Moss, New England, 2007
 Antonio Brown, Pittsburgh, 2015
 Julio Jones, Atlanta, 2015
 Adam Thielen, Minnesota, 2018

Most Consecutive Games, 100 or More Yards Pass Receiving

- 8 Calvin Johnson, Detroit, 2012
 Adam Thielen, Minnesota, 2018
 7 Charlie Hennigan, Hou. Oilers, 1961
 Michael Irvin, Dallas, 1995
 Demaryius Thomas, Denver, 2014
 6 Raymond Berry, Bal. Colts, 1960
 Bill Groman, Hou. Oilers, 1961
 Pat Studstill, Detroit, 1966
 Isaac Bruce, St.L. Rams, 1995
 Mike Wallace, Pittsburgh, 2010-11
 Odell Beckham Jr., N.Y. Giants, 2015
 Julio Jones, Atlanta, 2018

Longest Pass Reception (All TDs except as noted)

- 99 Andy Farkas (from Filchock), Washington vs. Pittsburgh, Oct. 15, 1939
 Bobby Mitchell (from Izo), Washington vs. Cle. Browns, Sept. 15, 1963
 Pat Studstill (from Sweetan), Detroit vs. Bal. Colts, Oct. 16, 1966
 Gerry Allen (from Jurgensen), Washington vs. Chi. Bears, Sept. 15, 1968
 Cliff Branch (from Plunkett), L.A. Raiders vs. Washington, Oct. 2, 1983
 Mike Quick (from Jaworski), Philadelphia vs. Atlanta, Nov. 10, 1985
 Tony Martin (from Humphries), S.D. Chargers vs. Seattle, Sept. 18, 1994
 Robert Brooks (from Favre), Green Bay vs. Chi. Bears, Sept. 11, 1995
 Marc Boerigter (from Green), Kansas City vs. S.D. Chargers, Dec. 22, 2002
 Andre Davis (from Garcia), Cle. Browns vs. Cincinnati, Oct. 17, 2004

YARDS FROM SCRIMMAGE-INTERCEPTIONS**ALL-TIME RECORDS**

- Bernard Berrian (from Frerotte), Minnesota vs. Chi. Bears, Nov. 30, 2008
- Wes Welker (from Brady), New England vs. Miami, Sept. 12, 2011
- Victor Cruz (from Manning), N.Y. Giants vs. N.Y. Jets, Dec. 24, 2011
- 98 Gaynell Tinsley (from Russell), Chi. Cardinals vs. Cle. Rams, Nov. 17, 1938
- Dick (Night Train) Lane (from Compton), Chi. Cardinals vs. Green Bay, Nov. 13, 1955
- John Farrington (from Wade), Chi. Bears vs. Detroit, Oct. 8, 1961
- Willard Dewveall (from Lee), Hou. Oilers vs. S.D. Chargers, Nov. 25, 1962
- Homer Jones (from Morrall), N.Y. Giants vs. Pittsburgh, Sept. 11, 1966
- Ahmad Rashad (from Hart), St.L. Cardinals vs. L.A. Rams, Dec. 10, 1972 (no TD)
- Michael Haynes (from Hebert), Atlanta vs. New Orleans, Sept. 12, 1993
- Johnnie Morton (from Batch), Detroit vs. Chi. Bears, Oct. 4, 1998
- Terrell Owens (from Fitzpatrick), Buffalo vs. Jacksonville, Nov. 22, 2009
- Brandin Cooks (from Brees), New Orleans vs. Oakland, Sept. 11, 2016
- 97 Gaynell Tinsley (from Coffee), Chi. Cardinals vs. Chi. Bears, Dec. 5, 1937
- Cloyce Box (from Layne), Detroit vs. Green Bay, Nov. 26, 1953
- Jerry Tarr (from Shaw), Denver vs. Bos. Patriots, Sept. 21, 1962
- Webster Slaughter (from Kosar), Cle. Browns vs. Chi. Bears, Oct. 23, 1989
- John Taylor (from Young), San Francisco vs. Atlanta, Nov. 3, 1991
- JuJu Smith-Schuster (from Roethlisberger), Pittsburgh vs. Detroit, Oct. 29, 2017
- JuJu Smith-Schuster (from Roethlisberger), Pittsburgh vs. Denver, Nov. 25, 2018

AVERAGE GAIN

- Highest Avg. Gain, Career (200 receptions)**
- 22.26 Homer Jones, N.Y. Giants, 1964-69; Cle. Browns, 1970 (224-4,986)
- 20.83 Buddy Dial, Pittsburgh, 1959-63; Dallas, 1964-66 (261-5,436)
- 20.24 Harlon Hill, Chi. Bears, 1954-61; Pittsburgh, 1962; Detroit, 1962 (233-4,717)
- Highest Avg. Gain, Season (24 receptions)**
- 32.58 Don Curri van, Bos. Yanks, 1947 (24-782)
- 31.44 Bucky Pope, L.A. Rams, 1964 (25-786)
- 28.60 Bobby Duckworth, S.D. Chargers, 1984 (25-715)
- Highest Average Gain, Game (3 receptions)**
- 63.00 Torry Holt, St.L. Rams vs. Atlanta, Sept. 24, 2000 (3-189)
- 60.67 Bill Groman, Hou. Oilers vs. Denver, Nov. 20, 1960 (3-182)
- Homer Jones, N.Y. Giants vs. Washington, Dec. 12, 1965 (3-182)
- 60.33 Don Curri van, Bos. Yanks vs. Washington, Nov. 30, 1947 (3-181)

TOUCHDOWNS**Most Seasons Leading League**

- 9 Don Hutson, Green Bay, 1935-38, 1940-44
- 6 Jerry Rice, San Francisco, 1986-87, 1989-91, 1993
- 5 Randy Moss, Minnesota, 1998, 2000, 2003; New England, 2007, 2009

Most Consecutive Seasons Leading League

- 5 Don Hutson, Green Bay, 1940-44
- 4 Don Hutson, Green Bay, 1935-38
- 3 Lance Alworth, S.D. Chargers, 1964-66
- Jerry Rice, San Francisco, 1989-91

Most Touchdowns, Career

- 197 Jerry Rice, San Francisco, 1985-2000; Oakland, 2001-04; Seattle, 2004
- 156 Randy Moss, Minnesota, 1998-2004, 2010; Oakland, 2005-06; New England, 2007-10; Tennessee, 2010; San Francisco, 2012
- 153 Terrell Owens, San Francisco, 1996-2003; Philadelphia, 2004-05; Dallas, 2006-08; Buffalo, 2009; Cincinnati, 2010

Most Touchdowns, Season

- 23 Randy Moss, New England, 2007
- 22 Jerry Rice, San Francisco, 1987
- 18 Mark Clayton, Miami, 1984
- Sterling Sharpe, Green Bay, 1994
- Davante Adams, Green Bay, 2020

Most Touchdowns, Rookie, Season

- 17 Randy Moss, Minnesota, 1998
- 13 Bill Howton, Green Bay, 1952
- John Jefferson, S.D. Chargers, 1978
- 12 Harlon Hill, Chi. Bears, 1954
- Bill Groman, Hou. Oilers, 1960
- Mike Ditka, Chi. Bears, 1961
- Bob Hayes, Dallas, 1965
- Odell Beckham Jr., N.Y. Giants, 2014
- Mike Evans, Tampa Bay, 2014

Most Touchdowns, Game

- 5 Bob Shaw, Chi. Cardinals vs. Bal. Colts, Oct. 2, 1950
- Kellen Winslow, S.D. Chargers vs. Oakland, Nov. 22, 1981
- Jerry Rice, San Francisco vs. Atlanta, Oct. 14, 1990
- 4 By many players. Last time: Marvin Jones, Detroit vs. Minnesota, Oct. 20, 2019

Most Consecutive Games, Touchdowns

- 13 Jerry Rice, San Francisco, 1986-87
- 11 Elroy (Crazylegs) Hirsch, L.A. Rams, 1950-51
- Buddy Dial, Pittsburgh, 1959-60
- 10 Carl Pickens, Cincinnati, 1994-95
- Randy Moss, Minnesota, 2003-04

YARDS FROM SCRIMMAGE**Most Seasons Leading League**

- 6 Jim Brown, Cle. Browns, 1958-59, 1961, 1963-65
- 4 Eric Dickerson, L.A. Rams, 1983-84, 1986; Indianapolis, 1988
- Thurman Thomas, Buffalo, 1989-92
- 3 Don Hutson, Green Bay, 1941-42, 1944
- O.J. Simpson, Buffalo, 1973, 1975-76

Most Scrimmage Yards, Career

- 23,540 Jerry Rice, San Francisco 1985-2000; Oakland, 2001-04; Seattle, 2004
- 21,579 Emmitt Smith, Dallas, 1990-2002; Arizona, 2003-04
- 21,264 Walter Payton, Chi. Bears, 1975-87

Most Scrimmage Yards, Season

- 2,509 Chris Johnson, Tennessee, 2009
- 2,429 Marshall Faulk, St.L. Rams, 1999
- 2,392 Christian McCaffrey, Carolina, 2019

Most Scrimmage Yards, Rookie, Season

- 2,212 Eric Dickerson, L.A. Rams, 1983
- 2,139 Edgerrin James, Indianapolis, 1999
- 2,028 Saquon Barkley, N.Y. Giants, 2018

Most Scrimmage Yards, Game

- 336 Flipper Anderson, L.A. Rams vs. New Orleans, Nov. 26, 1989 (ot)
- 330 Billy Cannon, Hou. Oilers vs. N.Y. Titans, Dec. 10, 1961
- 329 Calvin Johnson, Detroit vs. Dallas, Oct. 27, 2013

INTERCEPTIONS BY**Most Seasons Leading League**

- 3 Everson Walls, Dallas, 1981-82, 1985
- Ed Reed, Bal. Ravens, 2004, 2008, 2010
- 2 Dick (Night Train) Lane, L.A. Rams, 1952; Chi. Cardinals, 1954
- Jack Christiansen, Detroit, 1953, 1957

ALL-TIME RECORDS

Milt Davis, Bal. Colts, 1957, 1959
 Dick Lynch, N.Y. Giants, 1961, 1963
 Johnny Robinson, Kansas City, 1966, 1970
 Bill Bradley, Philadelphia, 1971-72
 Emmitt Thomas, Kansas City, 1969, 1974
 Ronnie Lott, San Francisco, 1986; L.A. Raiders, 1991
 Rod Woodson, Bal. Ravens, 1999; Oakland, 2002
 Ty Law, New England, 1998; N.Y. Jets, 2005
 Darren Sharper, Green Bay, 2000; New Orleans, 2009
 Asante Samuel, New England, 2006;
 Philadelphia, 2009
 Charles Woodson, Green Bay, 2009, 2011
 Xavien Howard, Miami, 2018, 2020

Most Interceptions By, Career

- 81 Paul Krause, Washington, 1964-67; Minnesota, 1968-79
 79 Emlen Tunnell, N.Y. Giants, 1948-58; Green Bay, 1959-61
 71 Rod Woodson, Pittsburgh, 1987-96; San Francisco, 1997; Bal. Ravens, 1998-2001; Oakland, 2002-03

Most Interceptions By, Season

- 14 Dick (Night Train) Lane, L.A. Rams, 1952
 13 Dan Sandifer, Washington, 1948
 Orban (Spec) Sanders, N.Y. Yanks, 1950
 Lester Hayes, Oakland, 1980
 12 By nine players

Most Interceptions By, Rookie, Season

- 14 Dick (Night Train) Lane, L.A. Rams, 1952
 13 Dan Sandifer, Washington, 1948
 12 Woodley Lewis, L.A. Rams, 1950
 Paul Krause, Washington, 1964

Most Interceptions By, Game

- 4 Sammy Baugh, Washington vs. Detroit, Nov. 14, 1943
 Dan Sandifer, Washington vs. Bos. Yanks, Oct. 31, 1948
 Don Doll, Detroit vs. Chi. Cardinals, Oct. 23, 1949
 Bob Nussbaumer, Chi. Cardinals vs. N.Y. Bulldogs, Nov. 13, 1949
 Russ Craft, Philadelphia vs. Chi. Cardinals, Sept. 24, 1950
 Bobby Dillon, Green Bay vs. Detroit, Nov. 26, 1953
 Jack Butler, Pittsburgh vs. Washington, Dec. 13, 1953
 Austin (Goose) Gonsoulin, Denver vs. Buffalo, Sept. 18, 1960
 Jerry Norton, St.L. Cardinals vs. Washington, Nov. 20, 1960; vs. Pittsburgh, Nov. 26, 1961
 Dave Baker, San Francisco vs. L.A. Rams, Dec. 4, 1960
 Bobby Ply, Dal. Texans vs. S.D. Chargers, Dec. 16, 1962
 Bobby Hunt, Kansas City vs. Hou. Oilers, Oct. 4, 1964
 Willie Brown, Denver vs. N.Y. Jets, Nov. 15, 1964
 Dick Anderson, Miami vs. Pittsburgh, Dec. 3, 1973
 Willie Buchanan, Green Bay vs. S.D. Chargers, Sept. 24, 1978
 Deron Cherry, Kansas City vs. Seattle, Sept. 29, 1985
 Kwamie Lassiter, Arizona vs. S.D. Chargers, Dec. 27, 1998
 Deltha O'Neal, Denver vs. Kansas City, Oct. 7, 2001
 DeAngelo Hall, Washington vs. Chi. Bears, Oct. 24, 2010

Most Consecutive Games, Passes Intercepted By

- 8 Tom Morrow, Oakland, 1962-63
 7 Tom Landry, N.Y. Giants, 1950-51
 Paul Krause, Washington, 1964
 Larry Wilson, St.L. Cardinals, 1966
 Ben Davis, Cle. Browns, 1968
 6 By many players.
 Last time: Brian Russell, Minnesota, 2003

YARDS GAINED**Most Seasons Leading League**

- 3 Darren Sharper, Green Bay, 2002; Minnesota, 2005; New Orleans, 2009
 Marcus Peters, Kansas City, 2015, 2017;
 L.A. Rams-Bal. Ravens 2019

INTERCEPTIONS BY

- 2 Dick (Night Train) Lane, L.A. Rams, 1952;
 Chi. Cardinals, 1954
 Herb Adderley, Green Bay, 1965, 1969
 Dick Anderson, Miami, 1968, 1970
 Ed Reed, Bal. Ravens, 2004, 2010

Most Yards Gained, Career

- 1,590 Ed Reed, Bal. Ravens, 2002-12; Hou. Texans, 2013; N.Y. Jets, 2013
 1,483 Rod Woodson, Pittsburgh, 1987-1996;
 San Francisco, 1997; Bal. Ravens, 1998-2001;
 Oakland, 2002-03
 1,412 Darren Sharper, Green Bay, 1997-2004; Minnesota, 2005-08; New Orleans, 2009-10

Most Yards Gained, Season

- 376 Darren Sharper, New Orleans, 2009
 358 Ed Reed, Bal. Ravens, 2004
 349 Charlie McNeil, S.D. Chargers, 1961

Most Yards Gained, Rookie, Season

- 301 Don Doll, Detroit, 1949
 298 Dick (Night Train) Lane, L.A. Rams, 1952
 280 Marcus Peters, Kansas City, 2015

Most Yards Gained, Game

- 177 Charlie McNeil, S.D. Chargers vs. Hou. Oilers, Sept. 24, 1961
 170 Louis Oliver, Miami vs. Buffalo, Oct. 4, 1992
 167 Dick Jauron, Detroit vs. Chi. Bears, Nov. 18, 1973

Longest Return (All TDs except as noted)

- 107 Ed Reed, Bal. Ravens vs. Philadelphia, Nov. 23, 2008
 106 Ed Reed, Bal. Ravens vs. Cle. Browns, Nov. 7, 2004
 104 Marcus Maye, N.Y. Jets vs. Denver, Oct. 7, 2018 (no TD)

TOUCHDOWNS**Most Touchdowns, Career**

- 12 Rod Woodson, Pittsburgh, 1987-96; San Francisco, 1997; Bal. Ravens, 1998-2001; Oakland, 2002-03
 11 Darren Sharper, Green Bay, 1997-2004;
 Minnesota, 2005-08; New Orleans, 2009-10
 Charles Woodson, Oakland, 1998-2005; Green Bay, 2006-12; Oakland, 2013-15
 10 Aqib Talib, Tampa Bay, 2008-12; New England, 2012-13; Denver, 2014-17; L.A. Rams, 2018-19

Most Touchdowns, Season

- 4 Ken Houston, Hou. Oilers, 1971
 Jim Kearney, Kansas City, 1972
 Eric Allen, Philadelphia, 1993
 3 Dick Harris, S.D. Chargers, 1961
 Dick Lynch, N.Y. Giants, 1963
 Herb Adderley, Green Bay, 1965
 Lem Barney, Detroit, 1967
 Miller Farr, Hou. Oilers, 1967
 Monte Jackson, L.A. Rams, 1976
 Rod Perry, L.A. Rams, 1978
 Ronnie Lott, San Francisco, 1981
 Lloyd Burruss, Kansas City, 1986
 Wayne Haddix, Tampa Bay, 1990
 Robert Massey, Phoenix, 1992
 Ray Buchanan, Indianapolis, 1994
 Deion Sanders, San Francisco, 1994
 Mark McMillian, Kansas City, 1997
 Otis Smith, N.Y. Jets, 1997
 Jimmy Hitchcock, Minnesota, 1998
 Eric Allen, Oakland, 2000
 Derrick Brooks, Tampa Bay, 2002
 Antrel Rolle, Arizona, 2007
 Nick Collins, Green Bay, 2008
 Darren Sharper, New Orleans, 2009
 Charles Woodson, Green Bay, 2009
 Janoris Jenkins, St.L. Rams, 2012
 Charles Tillman, Chi. Bears, 2012
 William Gay, Pittsburgh, 2014
 2 By many players

Most Touchdowns, Rookie, Season

- 3 Lem Barney, Detroit, 1967
 Ronnie Lott, San Francisco, 1981
 Janoris Jenkins, St.L. Rams, 2012

INTERCEPTIONS BY-PUNTING

2	By many players
Most Touchdowns, Game	
2	Guy Chamberlain, Canton vs. Chi. Cardinals, Nov. 26, 1922
	Hoot Flanagan, Pottsville vs. Frankford, Nov. 29, 1925
	Tom Leary, Newark vs. Frankford, Oct. 4, 1930
	Bill Blackburn, Chi. Cardinals vs. Bos. Yanks, Oct. 24, 1948
	Dan Sandifer, Washington vs. Bos. Yanks, Oct. 31, 1948
	Bob Franklin, Cle. Browns vs. Chi. Bears, Dec. 11, 1960
	Bill Stacy, St.L. Cardinals vs. Dal. Cowboys, Nov. 5, 1961
	Jerry Norton, St.L. Cardinals vs. Pittsburgh, Nov. 26, 1961
	Miller Farr, Hou. Oilers vs. Buffalo, Dec. 7, 1968
	Ken Houston, Hou. Oilers vs. S.D. Chargers, Dec. 19, 1971
	Jim Kearney, Kansas City vs. Denver, Oct. 1, 1972
	Lemar Parrish, Cincinnati vs. Hou. Oilers, Dec. 17, 1972
	Dick Anderson, Miami vs. Pittsburgh, Dec. 3, 1973
	Prentice McCray, New England vs. N.Y. Jets, Nov. 21, 1976
	Kenny Johnson, Atlanta vs. Green Bay, Nov. 27, 1983 (ot)
	Mike Kozlowski, Miami vs. N.Y. Jets, Dec. 16, 1983
	Dave Brown, Seattle vs. Kansas City, Nov. 4, 1984
	Lloyd Burruss, Kansas City vs. S.D. Chargers, Oct. 19, 1986
	Henry Jones, Buffalo vs. Indianapolis, Sept. 20, 1992
	Robert Massey, Phoenix vs. Washington, Oct. 4, 1992
	Eric Allen, Philadelphia vs. New Orleans, Dec. 26, 1993
	Ken Norton, San Francisco vs. St.L. Rams, Oct. 22, 1995
	Otis Smith, N.Y. Jets vs. Tampa Bay, Dec. 14, 1997
	Dewayne Washington, Pittsburgh vs. Jacksonville, Nov. 22, 1998
	Aaron Glenn, Hou. Texans vs. Pittsburgh, Dec. 8, 2002
	Ronde Barber, Tampa Bay vs. Philadelphia, Oct. 22, 2006
	Antrel Rolle, Arizona vs. Cincinnati, Nov. 18, 2007
	Derrick Johnson, Kansas City vs. Denver, Jan. 3, 2010
	David Bowens, Cle. Browns vs. New Orleans, Oct. 24, 2010
	Janoris Jenkins, St.L. Rams vs. Arizona, Nov. 25, 2012
	Zach Brown, Tennessee vs. Jacksonville, Dec. 30, 2012

PUNTING**Most Punts, Career**

1,713	Jeff Feagles, New England, 1988-89; Philadelphia, 1990-93; Arizona, 1994-97; Seattle, 1998-2002; N.Y. Giants, 2003-09
1,444	Shane Lechler, Oakland, 2000-12; Hou. Texans, 2013-17
1,401	Sean Landeta, N.Y. Giants, 1985-93; L.A. Rams, 1993-94; St.L. Rams, 1995-96; Tampa Bay, 1997; Green Bay, 1998; Philadelphia, 1999-2002; St.L. Rams, 2003-04; Philadelphia, 2005

Most Punts, Season

114	Bob Parsons, Chi. Bears, 1981
	Chad Stanley, Hou. Texans, 2002
112	Dave Zastudil, Arizona, 2012
111	Brad Maynard, N.Y. Giants, 1997

Most Punts, Rookie, Season

111	Brad Maynard, N.Y. Giants, 1997
108	John Teltschik, Philadelphia, 1986
101	Daniel Pope, Kansas City, 1999

Most Punts, Game

16	Leo Araguz, Oakland vs. S.D. Chargers, Oct. 11, 1998
15	John Teltschik, Philadelphia vs. N.Y. Giants, Dec. 6, 1987 (ot)

ALL-TIME RECORDS

14	Dick Nesbitt, Chi. Cardinals vs. Chi. Bears, Nov. 30, 1933
	Keith Molesworth, Chi. Bears vs. Green Bay, Dec. 10, 1933
	Sammy Baugh, Washington vs. Philadelphia, Nov. 5, 1939
	Carl Kinscherf, N.Y. Giants vs. Detroit, Nov. 7, 1943
	George Taliaferro, N.Y. Yanks vs. L.A. Rams, Sept. 28, 1951

Longest Punt

98	Steve O'Neal, N.Y. Jets vs. Denver, Sept. 21, 1969
94	Joe Lintzenich, Chi. Bears vs. N.Y. Giants, Nov. 16, 1931
93	Shawn McCarthy, New England vs. Buffalo, Nov. 3, 1991

AVERAGE YARDAGE**Highest Average, Punting, Career (250 punts)**

47.56	Shane Lechler, Oakland, 2000-12; Hou. Texans, 2013-17 (1,444-68,678)
46.89	Johnny Hekker, St.L./L.A. Rams, 2012-20 (676-31,699)
46.84	Tress Way, Washington, 2014-20 (510-23,890)

Highest Avg. Punting, Season (Qualifiers)

51.40	Sammy Baugh, Washington, 1940 (35-1,799)
51.14	Shane Lechler, Oakland, 2009 (96-4,909)
50.90	Andy Lee, San Francisco, 2011 (78-3,970)

Highest Avg. Punting, Rookie, Season

48.19	Michael Dickson, Seattle, 2018 (78-3,759)
47.84	Bryan Anger, Jacksonville, 2012 (91-4,353)
47.61	Matt Darr, Miami, 2015 (92-4,380)

Highest Avg. Punting, Game (4 punts)

63.00	Andy Lee, Carolina vs. Denver, Sept. 8, 2016 (4-252)
61.75	Bob Cifers, Detroit vs. Chi. Bears, Nov. 24, 1946 (4-247)
61.60	Roy McKay, Green Bay vs. Chi. Cardinals, Oct. 28, 1945 (5-308)

NET AVERAGE

Net average has been compiled since 1976.

Highest Net Average, Punting, Career (250 punts)

42.89	Johnny Hekker, St.L./L.A. Rams 2012-20 (679-29,122)
41.59	Thomas Morstead, New Orleans, 2009-20 (693-28,822)
41.20	Tress Way, Washington, 2014-20 (512-21,092)

Highest Net Average, Punting, Season (Qualifiers)

46.00	Johnny Hekker, L.A. Rams, 2016 (98-4,508)
45.58	Jake Bailey, New England, 2020 (55-2,507)
44.76	Jack Fox, Detroit, 2020 (59-2,641)

Highest Net Average, Punting, Rookie, Season (Qualifiers)

42.64	Rigoberto Sanchez, Indianapolis, 2017 (84-3,624)
42.47	Michael Dickson, Seattle, 2018 (79-3,355)
41.59	Jamie Gillan, Cle. Browns, 2019 (64-2,662)

Highest Net Average, Punting, Game (4 punts)

59.50	Rohn Stark, Indianapolis vs. Hou. Oilers, Sept. 13, 1992 (4-238)
57.50	Michael Dickson, Seattle vs. Denver, Sept. 9, 2018 (6-345)
55.50	Kevin Huber, Cincinnati vs. S.D. Chargers, Dec. 1, 2013 (4-222)
	Tress Way, Washington vs. N.Y. Giants, Sept. 25, 2014 (4-222)
	Sam Martin, Detroit vs. Indianapolis, Sept. 11, 2016 (4-222)

PUNTS HAD BLOCKED**Most Consecutive Punts, None Blocked**

1,177	Chris Gardocki, Chi. Bears, 1992-94; Indianapolis, 1995-98; Cle. Browns, 1999-2003; Pittsburgh, 2004-06
878	Bryan Barker, Kansas City, 1993; Philadelphia, 1994; Jacksonville, 1995-2000; Washington, 2001-03; Green Bay, 2004; St.L. Rams, 2005
735	Brian Moorman, Buffalo, 2002-2011

PUNT RETURNS

R.W. McQuarters, N.Y. Giants vs. Atlanta, Oct. 15, 2007
Emanuel Sanders, Pittsburgh vs. Cle. Browns, Nov. 25, 2012
Jeremy Kerley, N.Y. Jets vs. Arizona, Dec. 2, 2012
Jeremy Kerley, N.Y. Jets vs. Tennessee, Dec. 17, 2012
Patrick Peterson, Arizona vs. Seattle, Dec. 22, 2013
Jeremy Ross, Detroit vs. Buffalo, Oct. 5, 2014
Griff Whalen, Indianapolis vs. Cincinnati, Oct. 19, 2014
Bryan Walters, Seattle vs. Arizona, Dec. 21, 2014
Griff Whalen, Indianapolis vs. Jacksonville, Oct. 4, 2015 (ot)
Bryce Callahan, Chi. Bears vs. San Francisco, Dec. 4, 2016
Jaydon Mickens, Jacksonville vs. Indianapolis, Oct. 22, 2017
Andre Roberts, N.Y. Jets vs. Miami, Nov. 4, 2018
Jamal Agnew, Detroit vs. Chi. Bears, Nov. 10, 2019
Braxton Berrios, N.Y. Jets vs. Miami, Oct. 18, 2020
5 By many players

YARDS GAINED**Most Seasons Leading League**

3 Alvin Haymond, Bal. Colts, 1965-66; L.A. Rams, 1969
2 Bill Dudley, Pittsburgh, 1942, 1946
Emlen Tunnell, N.Y. Giants, 1951-52
Dick Christy, N.Y. Titans, 1961-62
Claude Gibson, Oakland, 1963-64
Rodger Bird, Oakland, 1966-67
J.T. Smith, Kansas City, 1979-80
Vai Sihakema, St.L. Cardinals, 1986-87
David Meggett, N.Y. Giants, 1989-90
Tamarick Vanover, Kansas City, 1995, 1999
Devin Hester, Chi. Bears, 2006, 2010
Darren Sproles, Philadelphia, 2014-15

Most Yards Gained, Career

4,999 Brian Mitchell, Washington, 1990-99; Philadelphia, 2000-02; N.Y. Giants, 2003
3,708 Dave Meggett, N.Y. Giants, 1989-94; New England, 1995-97; N.Y. Jets, 1998
3,695 Devin Hester, Chi. Bears, 2006-13; Atlanta, 2014-15; Bal. Ravens, 2016

Most Yards Gained, Season

875 Desmond Howard, Green Bay, 1996
699 Patrick Peterson, Arizona, 2011
692 Fulton Walker, Miami-L.A. Raiders, 1985

Most Yards Gained, Rookie, Season

699 Patrick Peterson, Arizona, 2011
656 Louis Lipps, Pittsburgh, 1984
655 Neal Colzie, Oakland, 1975

Most Yards Gained, Game

207 LeRoy Irvin, L.A. Rams vs. Atlanta, Oct. 11, 1981
205 George Atkinson, Oakland vs. Buffalo, Sept. 15, 1968
199 Eddie Drummond, Detroit vs. Jacksonville, Nov. 14, 2004 (ot)

Longest Punt Return (All TDs)

103 Robert Bailey, L.A. Rams vs. New Orleans, Oct. 23, 1994
99 Patrick Peterson, Arizona vs. St.L. Rams, Nov. 6, 2011
Dwayne Harris, Oakland vs. Denver, Dec. 24, 2018
98 Gil LeFebvre, Cincinnati vs. Brooklyn, Dec. 3, 1933
Charlie West, Minnesota vs. Washington, Nov. 3, 1968
Dennis Morgan, Dallas vs. St.L. Cardinals, Oct. 13, 1974
Terance Mathis, N.Y. Jets vs. Dallas, Nov. 4, 1990
Damaris Johnson, Philadelphia vs. Dallas, Dec. 2, 2012
Tavon Austin, St.L. Rams vs. Indianapolis, Nov. 10, 2013

ALL-TIME RECORDS**AVERAGE YARDAGE****Highest Average, Career (75 returns)**

12.78 George McAfee, Chi. Bears, 1940-41, 1945-50 (112-1,431)
12.75 Jack Christiansen, Detroit, 1951-58 (85-1,084)
12.55 Claude Gibson, S.D. Chargers, 1961-62; Oakland, 1963-65 (110-1,381)

Highest Average, Season (Qualifiers)

23.00 Herb Rich, Bal. Colts, 1950 (12-276)
21.47 Jack Christiansen, Detroit, 1952 (15-322)
21.28 Dick Christy, N.Y. Titans, 1961 (18-383)

Highest Average, Rookie, Season (Qualifiers)

23.00 Herb Rich, Bal. Colts, 1950 (12-276)
20.88 Jerry Davis, Chi. Cardinals, 1948 (16-334)
20.73 Frankie Sinkwich, Detroit, 1943 (11-228)

Highest Average, Game

65.00 Nyheim Hines, Indianapolis vs. Carolina, Dec. 22, 2019 (195-3)
53.33 Darius Reynaud, Tennessee vs. Jacksonville, Dec. 30, 2012 (3-160)
51.00 Steve Smith, Carolina vs. Cincinnati, Dec. 8, 2002 (3- 153)

TOUCHDOWNS**Most Touchdowns, Career**

14 Devin Hester, Chi. Bears, 2006-13; Atlanta, 2014-15; Bal. Ravens, 2016
10 Eric Metcalf, Cle. Browns, 1989-94; Atlanta, 1995- 96; S.D. Chargers, 1997; Arizona, 1998; Carolina, 1999; Washington, 2001; Green Bay, 2002
9 Brian Mitchell, Washington, 1990-99; Philadelphia 2000-02; N.Y. Giants, 2003

Most Touchdowns, Season

4 Jack Christiansen, Detroit, 1951
Rick Upchurch, Denver, 1976
Devin Hester, Chi. Bears, 2007
Patrick Peterson, Arizona, 2011
3 Emlen Tunnell, N.Y. Giants, 1951
Billy (White Shoes) Johnson, Hou. Oilers, 1975
LeRoy Irvin, L.A. Rams, 1981
Desmond Howard, Green Bay, 1996
Darrien Gordon, Denver, 1997
Eric Metcalf, S.D. Chargers, 1997
Devin Hester, Chi. Bears, 2006
Adam Jones, Tennessee, 2006
Reggie Bush, New Orleans, 2008
Johnnie Lee Higgins, Oakland, 2008
Devin Hester, Chi. Bears, 2010

2 By many players**Most Touchdowns, Rookie, Season**

4 Jack Christiansen, Detroit, 1951
Patrick Peterson, Arizona, 2011
3 Devin Hester, Chi. Bears, 2006
2 By many players

Most Touchdowns, Game

2 Jack Christiansen, Detroit vs. L.A. Rams, Oct. 14, 1951; vs. Green Bay, Nov. 22, 1951
Dick Christy, N.Y. Titans vs. Denver, Sept. 24, 1961
Rick Upchurch, Denver vs. Cle. Browns, Sept. 26, 1976
LeRoy Irvin, L.A. Rams vs. Atlanta, Oct. 11, 1981
Vai Sihakema, St.L. Cardinals vs. Tampa Bay, Dec. 21, 1986
Todd Kinchen, L.A. Rams vs. Atlanta, Dec. 27, 1992
Eric Metcalf, Cle. Browns vs. Pittsburgh, Oct. 24, 1993; S.D. Chargers vs. Cincinnati, Nov. 2, 1997
Darrien Gordon, Denver vs. Carolina, Nov. 9, 1997
Jermaine Lewis, Bal. Ravens vs. Seattle, Dec. 7, 1997
Bal. Ravens vs. N.Y. Jets, Dec. 24, 2000
Steve Smith, Carolina vs. Cincinnati, Dec. 8, 2002
Eddie Drummond, Detroit vs. Jacksonville, Nov. 14, 2004 (ot)

PUNT RETURNS

R.W. McQuarters, N.Y. Giants vs. Atlanta,
Oct. 15, 2007

Emanuel Sanders, Pittsburgh vs. Cle. Browns,
Nov. 25, 2012

Jeremy Kerley, N.Y. Jets vs. Arizona, Dec. 2, 2012

Jeremy Kerley, N.Y. Jets vs. Tennessee,
Dec. 17, 2012

Patrick Peterson, Arizona vs. Seattle, Dec. 22, 2013

Jeremy Ross, Detroit vs. Buffalo, Oct. 5, 2014

Griff Whalen, Indianapolis vs. Cincinnati, Oct. 19, 2014

Bryan Walters, Seattle vs. Arizona, Dec. 21, 2014

Griff Whalen, Indianapolis vs. Jacksonville,
Oct. 4, 2015 (ot)

Bryce Callahan, Chi. Bears vs. San Francisco,
Dec. 4, 2016

Jaydon Mickens, Jacksonville vs. Indianapolis,
Oct. 22, 2017

Andre Roberts, N.Y. Jets vs. Miami, Nov. 4, 2018

Jamal Agnew, Detroit vs. Chi. Bears, Nov. 10, 2019

Braxton Berrios, N.Y. Jets vs. Miami, Oct. 18, 2020

5 By many players

YARDS GAINED**Most Seasons Leading League**

3 Alvin Haymond, Bal. Colts, 1965-66; L.A. Rams,
1969

2 Bill Dudley, Pittsburgh, 1942, 1946

Emlen Tunnell, N.Y. Giants, 1951-52

Dick Christy, N.Y. Titans, 1961-62

Claude Gibson, Oakland, 1963-64

Rodger Bird, Oakland, 1966-67

J.T. Smith, Kansas City, 1979-80

Vai Sihakema, St.L. Cardinals, 1986-87

David Meggett, N.Y. Giants, 1989-90

Tamarick Vanover, Kansas City, 1995, 1999

Devin Hester, Chi. Bears, 2006, 2010

Darren Sproles, Philadelphia, 2014-15

Most Yards Gained, Career

4,999 Brian Mitchell, Washington, 1990-99; Philadelphia,
2000-02; N.Y. Giants, 2003

3,708 Dave Meggett, N.Y. Giants, 1989-94;
New England, 1995-97; N.Y. Jets, 1998

3,695 Devin Hester, Chi. Bears, 2006-13; Atlanta, 2014-15;
Bal. Ravens, 2016

Most Yards Gained, Season

875 Desmond Howard, Green Bay, 1996

699 Patrick Peterson, Arizona, 2011

692 Fulton Walker, Miami-L.A. Raiders, 1985

Most Yards Gained, Rookie, Season

699 Patrick Peterson, Arizona, 2011

656 Louis Lipps, Pittsburgh, 1984

655 Neal Colzie, Oakland, 1975

Most Yards Gained, Game

207 LeRoy Irvin, L.A. Rams vs. Atlanta, Oct. 11, 1981

205 George Atkinson, Oakland vs. Buffalo,
Sept. 15, 1968

199 Eddie Drummond, Detroit vs. Jacksonville,
Nov. 14, 2004 (ot)

Longest Punt Return (All TDs)

103 Robert Bailey, L.A. Rams vs. New Orleans,
Oct. 23, 1994

99 Patrick Peterson, Arizona vs. St.L. Rams, Nov. 6, 2011

Dwayne Harris, Oakland vs. Denver, Dec. 24, 2018

98 Gil LeFebvre, Cincinnati vs. Brooklyn, Dec. 3, 1933

Charlie West, Minnesota vs. Washington, Nov. 3, 1968

Dennis Morgan, Dallas vs. St.L. Cardinals,
Oct. 13, 1974

Terance Mathis, N.Y. Jets vs. Dallas, Nov. 4, 1990

Damaris Johnson, Philadelphia vs. Dallas,
Dec. 2, 2012

Tavon Austin, St.L. Rams vs. Indianapolis,
Nov. 10, 2013

ALL-TIME RECORDS**AVERAGE YARDAGE****Highest Average, Career (75 returns)**

12.78 George McAfee, Chi. Bears, 1940-41, 1945-50
(112-1,431)

12.75 Jack Christiansen, Detroit, 1951-58 (85-1,084)

12.55 Claude Gibson, S.D. Chargers, 1961-62; Oakland,
1963-65 (110-1,381)

Highest Average, Season (Qualifiers)

23.00 Herb Rich, Bal. Colts, 1950 (12-276)

21.47 Jack Christiansen, Detroit, 1952 (15-322)

21.28 Dick Christy, N.Y. Titans, 1961 (18-383)

Highest Average, Rookie, Season (Qualifiers)

23.00 Herb Rich, Bal. Colts, 1950 (12-276)

20.88 Jerry Davis, Chi. Cardinals, 1948 (16-334)

20.73 Frankie Sinkwich, Detroit, 1943 (11-228)

Highest Average, Game

65.00 Nyheim Hines, Indianapolis vs. Carolina,
Dec. 22, 2019 (195-3)

53.33 Darius Reynaud, Tennessee vs. Jacksonville,
Dec. 30, 2012 (3-160)

51.00 Steve Smith, Carolina vs. Cincinnati, Dec. 8, 2002 (3-
153)

TOUCHDOWNS**Most Touchdowns, Career**

14 Devin Hester, Chi. Bears, 2006-13; Atlanta, 2014-15;
Bal. Ravens, 2016

10 Eric Metcalf, Cle. Browns, 1989-94; Atlanta, 1995-
96; S.D. Chargers, 1997; Arizona, 1998;
Carolina, 1999; Washington, 2001;
Green Bay, 2002

9 Brian Mitchell, Washington, 1990-99; Philadelphia
2000-02; N.Y. Giants, 2003

Most Touchdowns, Season

4 Jack Christiansen, Detroit, 1951

Rick Upchurch, Denver, 1976

Devin Hester, Chi. Bears, 2007

Patrick Peterson, Arizona, 2011

3 Emlen Tunnell, N.Y. Giants, 1951

Billy (White Shoes) Johnson, Hou. Oilers, 1975

LeRoy Irvin, L.A. Rams, 1981

Desmond Howard, Green Bay, 1996

Darrien Gordon, Denver, 1997

Eric Metcalf, S.D. Chargers, 1997

Devin Hester, Chi. Bears, 2006

Adam Jones, Tennessee, 2006

Reggie Bush, New Orleans, 2008

Johnnie Lee Higgins, Oakland, 2008

Devin Hester, Chi. Bears, 2010

2 By many players**Most Touchdowns, Rookie, Season**

4 Jack Christiansen, Detroit, 1951

Patrick Peterson, Arizona, 2011

3 Devin Hester, Chi. Bears, 2006

2 By many players

Most Touchdowns, Game

2 Jack Christiansen, Detroit vs. L.A. Rams,
Oct. 14, 1951; vs. Green Bay, Nov. 22, 1951

Dick Christy, N.Y. Titans vs. Denver, Sept. 24, 1961

Rick Upchurch, Denver vs. Cle. Browns,
Sept. 26, 1976

LeRoy Irvin, L.A. Rams vs. Atlanta, Oct. 11, 1981

Vai Sihakema, St.L. Cardinals vs. Tampa Bay,
Dec. 21, 1986

Todd Kinchen, L.A. Rams vs. Atlanta, Dec. 27, 1992

Eric Metcalf, Cle. Browns vs. Pittsburgh,
Oct. 24, 1993;
S.D. Chargers vs. Cincinnati, Nov. 2, 1997

Darrien Gordon, Denver vs. Carolina, Nov. 9, 1997

Jermaine Lewis, Bal. Ravens vs. Seattle, Dec. 7, 1997

Bal. Ravens vs. N.Y. Jets, Dec. 24, 2000

Steve Smith, Carolina vs. Cincinnati, Dec. 8, 2002

Eddie Drummond, Detroit vs. Jacksonville,
Nov. 14, 2004 (ot)

ALL-TIME RECORDS

Reggie Bush, New Orleans vs. Minnesota,
Oct. 6, 2008
Darius Reynaud, Tennessee vs. Jacksonville,
Dec. 30, 2012
Nyheim Hines, Indianapolis vs. Carolina,
Dec. 22, 2019

KICKOFF RETURNS**Most Seasons Leading League**

- 3 Abe Woodson, San Francisco, 1959, 1962-63
Cordarrelle Patterson, Minnesota, 2013, 2015-16
2 Lynn Chandnois, Pittsburgh, 1951-52
Bobby Jancik, Hou. Oilers, 1962-63
Travis Williams, Green Bay, 1967; L.A. Rams, 1971
Mel Gray, Detroit, 1991, 1994
Michael Bates, Carolina, 1996-97

Most Kickoff Returns, Career

- 607 Brian Mitchell, Washington, 1990-99; Philadelphia,
2000-02; N.Y. Giants, 2003
514 Allen Rossum, Philadelphia, 1998-99; Green Bay,
2000-01; Atlanta, 2002-06; Pittsburgh, 2007; San
Francisco, 2008-09; Dallas, 2009
426 Dante Hall, Kansas City, 2000-06; St.L. Rams,
2007-08
Josh Cribbs, Cle. Browns, 2005-12; N.Y. Jets, 2013;
Indianapolis, 2014

Most Kickoff Returns, Season

- 82 MarTay Jenkins, Arizona, 2000
73 Josh Scobey, Arizona, 2003
Chris Carr, Oakland, 2005
70 Tyrone Hughes, New Orleans, 1996
Michael Lewis, New Orleans, 2002

Most Kickoff Returns, Rookie, Season

- 73 Josh Scobey, Arizona, 2003
Chris Carr, Oakland, 2005
67 Ronney Jenkins, S.D. Chargers, 2000
64 Tab Perry, Cincinnati, 2005

Most Kickoff Returns, Game

- 10 Desmond Howard, Oakland vs. Seattle, Oct. 26, 1997
Richard Alston, Cle. Browns vs. Cincinnati,
Nov. 28, 2004
Chris Williams, Chi. Bears vs. Green Bay,
Nov. 9, 2014
9 Noland Smith, Kansas City vs. Oakland, Nov. 23, 1967
Dino Hall, Cle. Browns vs. Pittsburgh, Oct. 7, 1979
Paul Palmer, Kansas City vs. Seattle, Sept. 20, 1987
Eric Metcalf, Atlanta vs. San Francisco,
Sept. 29, 1996; vs. St.L. Rams, Nov. 10, 1996
Michael Bates, Carolina vs. Atlanta, Oct. 4, 1998
Nate Jacquet, Minnesota vs. Philadelphia,
Nov. 11, 2001
Ahmad Merritt, Chi. Bears vs. San Francisco,
Sept. 7, 2003
Josh Scobey, Arizona vs. Cle. Browns,
Nov. 16, 2003
Maurice Hicks, San Francisco vs. S.D. Chargers,
Oct. 15, 2006
Aveion Cason, Detroit vs. S.D. Chargers, Dec. 16, 2007
Allen Rossum, San Francisco vs. Philadelphia,
Oct. 12, 2008
Steve Breaston, Arizona vs. New England,
Dec. 21, 2008
Danny Amendola, St.L. Rams vs. Tennessee,
Dec. 13, 2009
Brandon James, Indianapolis vs. S.D. Chargers,
Nov. 28, 2010
8 By many players

YARDS GAINED**Most Seasons Leading League**

- 3 Bruce Harper, N.Y. Jets, 1977-79
Tyrone Hughes, New Orleans, 1994-96
2 Marshall Goldberg, Chi. Cardinals, 1941-42
Woodley Lewis, L.A. Rams, 1953-54
Al Carmichael, Green Bay, 1956-57

KICKOFF RETURNS

Timmy Brown, Philadelphia, 1961, 1963
Bobby Jancik, Hou. Oilers, 1963, 1966
Ron Smith, Atlanta, 1966-67
Chris Carr, Oakland, 2005-06
Devin Hester, Chi. Bears-Atlanta, 2013-14
Cordarrelle Patterson, Chi. Bears, 2019-20

Most Yards Gained, Career

- 14,014 Brian Mitchell, Washington, 1990-99; Philadelphia,
2000-02; N.Y. Giants, 2006
11,947 Allen Rossum, Philadelphia, 1998-99; Green Bay,
2000-01; Atlanta, 2002-06; Pittsburgh, 2007; San Fran-
cisco, 2008-09; Dallas, 2009
11,113 Josh Cribbs, Cle. Browns, 2005-12; N.Y. Jets, 2013;
Indianapolis, 2014

Most Yards Gained, Season

- 2,186 MarTay Jenkins, Arizona, 2000
1,809 Josh Cribbs, Cle. Browns, 2007
1,807 Michael Lewis, New Orleans, 2002

Most Yards Gained, Rookie, Season

- 1,752 Chris Carr, Oakland, 2005
1,684 Josh Scobey, Arizona, 2003
1,577 Justin Miller, N.Y. Jets, 2005

Most Yards Gained, Game

- 304 Tyrone Hughes, New Orleans vs. L.A. Rams,
Oct. 23, 1994
299 Ted Ginn, Jr., Miami vs. N.Y. Jets, Nov. 1, 2009
294 Wally Triplett, Detroit vs. L.A. Rams, Oct. 29, 1950

Longest Kickoff Return (All TDs)

- 109 Cordarrelle Patterson, Minnesota vs. Green Bay,
Oct. 27, 2013
108 Ellis Hobbs, New England, vs. N.Y. Jets, Sept. 9, 2007
Randall Cobb, Green Bay vs. New Orleans,
Sept. 8, 2011
Jacoby Jones, Bal. Ravens vs. Dallas, Oct. 14, 2012
Knile Davis, Kansas City vs. Denver, Dec. 1, 2013
Jacoby Jones, Bal. Ravens vs. Pittsburgh, Nov. 2, 2014
David Johnson, Arizona vs. Chi. Bears, Sept. 20, 2015
Joe McKnight, N.Y. Jets vs. Bal. Ravens, Oct. 2, 2011
107 Josh Huff, Philadelphia vs. Tennessee, Nov. 23, 2014

AVERAGE YARDAGE**Highest Average, Career (75 returns)**

- 30.56 Gale Sayers, Chi. Bears, 1965-71 (91-2,781)
29.78 Cordarrelle Patterson, Minnesota, 2013-16; Oakland, 2017;
New England, 2018; Chi. Bears, 2019-20 (239-7,118)
29.57 Lynn Chandnois, Pittsburgh, 1950-56 (92-2,720)

Highest Average, Season (Qualifiers)

- 41.06 Travis Williams, Green Bay, 1967 (18-739)
37.69 Gale Sayers, Chi. Bears, 1967 (16-603)
35.50 Ollie Matson, Chi. Cardinals, 1958 (14-497)

Highest Average, Rookie, Season (Qualifiers)

- 41.06 Travis Williams, Green Bay, 1967 (18-739)
33.08 Tom Moore, Green Bay, 1960 (12-397)
32.88 Duriel Harris, Miami, 1976 (17-559)

Highest Average, Game (3 returns)

- 73.50 Wally Triplett, Detroit vs. L.A. Rams, Oct. 29, 1950 (4-
294)
67.33 Lenny Lyles, San Francisco vs. Bal. Colts,
Dec. 18, 1960 (3-202)
65.33 Ken Hall, Hou. Oilers vs. N.Y. Titans, Oct. 23, 1960
(3-196)

TOUCHDOWNS**Most Touchdowns, Career**

- 8 Josh Cribbs, Cle. Browns, 2005-12; N.Y. Jets, 2013;
Indianapolis, 2014
Leon Washington, N.Y. Jets, 2006-09;
Seattle, 2010-12; New England, 2013;
Tennessee, 2013-14
7 Cordarrelle Patterson, Minnesota, 2013-16; Oakland,
2017; New England, 2018; Chi. Bears, 2019-20
6 Ollie Matson, Chi. Cardinals, 1952, 1954-58;
L.A. Rams, 1959-62; Detroit, 1963;
Philadelphia, 1964

COMBINED KICK RETURNS

Gale Sayers, Chi. Bears, 1965-71
 Travis Williams, Green Bay, 1967-70;
 L.A. Rams, 1971
 Mel Gray, New Orleans, 1986-88; Detroit,
 1989-94; Hou. Oilers, 1995-96; Tennessee,
 1997; Philadelphia, 1997
 Dante Hall, Kansas City, 2000-06; St.L. Rams, 2007-08
 5 By many players

Most Touchdowns, Season

4 Travis Williams, Green Bay, 1967
 Cecil Turner, Chi. Bears, 1970
 3 Verda (Vitamin T) Smith, L.A. Rams, 1950
 Abe Woodson, San Francisco, 1963
 Gale Sayers, Chi. Bears, 1967
 Raymond Clayborn, New England, 1977
 Ron Brown, L.A. Rams, 1985
 Mel Gray, Detroit, 1994
 Darrick Vaughn, Atlanta, 2000
 Terrence McGee, Buffalo, 2004
 André Davis, Hou. Texans, 2007
 Leon Washington, N.Y. Jets, 2007
 Josh Cribbs, Cle. Browns, 2009
 Jacoby Ford, Oakland, 2010
 Leon Washington, Seattle, 2010

2 By many players

Most Touchdowns, Rookie, Season

4 Travis Williams, Green Bay, 1967
 3 Raymond Clayborn, New England, 1977
 Darrick Vaughn, Atlanta, 2000
 Jacoby Ford, Oakland, 2010

2 By many players

Most Touchdowns, Game

2 Timmy Brown, Philadelphia vs. Dallas, Nov. 6, 1966
 Travis Williams, Green Bay vs. Cle. Browns,
 Nov. 12, 1967
 Ron Brown, L.A. Rams vs. Green Bay, Nov. 24, 1985
 Tyrone Hughes, New Orleans vs. L.A. Rams,
 Oct. 23, 1994
 Chad Morton, N.Y. Jets vs. Buffalo, Sept. 8, 2002 (ot)
 Devin Hester, Chi. Bears vs. St.L. Rams,
 Dec. 11, 2006
 André Davis, Hou. Texans vs. Jacksonville,
 Dec. 30, 2007
 Ted Ginn, Jr., Miami vs. N.Y. Jets, Nov. 1, 2009
 Josh Cribbs, Cle. Browns vs. Kansas City,
 Dec. 20, 2009
 Leon Washington, Seattle vs. S.D. Chargers,
 Sept. 26, 2010

COMBINED KICK RETURNS**Most Combined Kick Returns, Career**

1,070 Brian Mitchell, Washington, 1990-99; Philadelphia,
 2000-02; N.Y. Giants, 2003 (p-463, k-607)
 821 Allen Rossum, Philadelphia, 1998-99; Green Bay,
 2000-01; Atlanta, 2002-06; Pittsburgh, 2007;
 San Francisco, 2008-09; Dallas, 2009
 (p-307, k-514)
 711 Glyn Milburn, Denver, 1993-95; Detroit, 1996-97;
 Chi. Bears, 1998-2001; S.D. Chargers, 2001
 (p-304, k-407)

Most Combined Kick Returns, Season

114 Michael Lewis, New Orleans, 2002 (p-44, k-70)
 B.J. Sams, Bal. Ravens, 2004 (p-55, k-59)
 107 Chris Carr, Oakland, 2005 (p-34, k-73)
 Dante Hall, Kansas City, 2005 (p-42, k-65)
 105 Reggie Swinton, Arizona, 2005 (p-42, k-63)

Most Combined Kick Returns, Game

13 Stump Mitchell, St.L. Cardinals vs. Atlanta,
 Oct. 18, 1981 (p-6, k-7)
 Ronnie Harris, New England vs. Pittsburgh,
 Dec. 5, 1993 (p-10, k-3)
 12 Mel Renfro, Dallas vs. Green Bay, Nov. 29, 1964
 (p-4, k-8)
 Larry Jones, Washington vs. Dallas, Dec. 13, 1975
 (p-6, k-6)

ALL-TIME RECORDS

Eddie Brown, Washington vs. Tampa Bay,
 Oct. 9, 1977 (p-11, k-1)
 Nesby Glasgow, Bal. Colts vs. Denver, Sept. 2, 1979
 (p-9, k-3)
 Tim Dwight, Atlanta vs. Detroit, Nov. 12, 2000
 (p-8, k-4)
 Wes Welker, Miami vs. Buffalo, Dec. 5, 2004
 (p-6, k-6)
 Reggie Swinton, Arizona vs. Philadelphia,
 Dec. 24, 2005 (p-9, k-3)
 Devin Hester, Chi. Bears vs. Detroit, Sept. 30, 2007
 (p-5, k-7)
 Brandon James, Indianapolis vs. S.D. Chargers,
 Nov. 28, 2010 (p-3, k-9)
 11 By many players

YARDS GAINED**Most Yards Returned, Career**

19,013 Brian Mitchell, Washington, 1990-99; Philadelphia,
 2000-02; N.Y. Giants, 2003 (p-4,999; k-14,014)
 15,003 Allen Rossum, Philadelphia, 1998-99; Green Bay,
 2000-01; Atlanta, 2002-06; Pittsburgh, 2007; San
 Francisco, 2008-09; Dallas, 2009
 (p-3,056; k-11,947)
 13,488 Josh Cribbs, Cle. Browns, 2005-12; N.Y. Jets, 2013;
 Indianapolis, 2014 (p-2,375; k-11,113)

Most Yards Returned, Season

2,432 Michael Lewis, New Orleans, 2002 (p-625; k-1,807)
 2,214 Josh Cribbs, Cle. Browns, 2007 (p-405; k-1,809)
 2,187 MarTay Jenkins, Arizona, 2000 (p-1; k-2,186)

Most Yards Returned, Game

347 Tyrone Hughes, New Orleans vs. L.A. Rams,
 Oct. 23, 1994 (p-43; k-304)
 314 Devin Hester, Chi. Bears vs. Detroit, Sept. 30, 2007
 (p-95; k-219)
 306 Josh Cribbs, Cle. Browns vs. Bal. Ravens, Nov. 18,
 2007 (p-61; k-245) (ot)

TOUCHDOWNS**Most Touchdowns, Career**

19 Devin Hester, Chi. Bears, 2006-13; Atlanta,
 2014-15; Bal. Ravens, 2016 (p-14, k-5)
 13 Brian Mitchell, Washington, 1990-99; Philadelphia,
 2000-02; N.Y. Giants, 2003 (p-9, k-4)
 12 Eric Metcalf, Cle. Browns, 1989-94; Atlanta,
 1995-96; S.D. Chargers, 1997; Arizona, 1998;
 Carolina, 1999; Washington, 2001; Green Bay,
 2002 (p-10, k-2)
 Dante Hall, Kansas City, 2000-06;
 St.L. Rams, 2007-08 (p-6, k-6)

Most Touchdowns, Season

6 Devin Hester, Chi. Bears, 2007 (p-4, k-2)
 5 Devin Hester, Chi. Bears, 2006 (p-3, k-2)
 4 Jack Christiansen, Detroit, 1951 (p-4)
 Emlen Tunnell, N.Y. Giants, 1951 (p-3, k-1)
 Gale Sayers, Chi. Bears, 1967 (p-1, k-3)
 Travis Williams, Green Bay, 1967 (k-4)
 Cecil Turner, Chi. Bears, 1970 (k-4)
 Billy Johnson, Hou. Oilers, 1975 (p-3, k-1)
 Rick Upchurch, Denver, 1976 (p-4)
 Dante Hall, Kansas City, 2003 (p-2, r-2)
 Eddie Drummond, Detroit, 2004 (p-2, k-2)
 Josh Cribbs, Cle. Browns, 2009 (p-1, k-3)
 Patrick Peterson, Arizona, 2011 (p-4)

Most Touchdowns, Game

2 Jack Christiansen, Detroit vs. L.A. Rams,
 Oct. 14, 1951 (p-2); vs. Green Bay,
 Nov. 22, 1951 (p-2)
 Jim Patton, N.Y. Giants vs. Washington,
 Oct. 30, 1955 (p-1, k-1)
 Bobby Mitchell, Cle. Browns vs. Philadelphia,
 Nov. 23, 1958 (p-1, k-1)
 Dick Christy, N.Y. Titans vs. Denver, Sept. 24, 1961
 (p-2)

ALL-TIME RECORDS**COMBINED KICK RETURNS-FUMBLES**

Al Frazier, Denver vs. Bos. Patriots,
Dec. 3, 1961 (p-1, k-1)

Timmy Brown, Philadelphia vs. Dallas, Nov. 6, 1966
(k-2)

Travis Williams, Green Bay vs. Cle. Browns,
Nov. 12, 1967 (k-2); vs. Pittsburgh,
Nov. 2, 1969 (p-1, k-1)

Gale Sayers, Chi. Bears vs. San Francisco,
Dec. 3, 1967 (p-1, k-1)

Rick Upchurch, Denver vs. Cle. Browns,
Sept. 26, 1976 (p-2)

Eddie Payton, Detroit vs. Minnesota, Dec. 17, 1977
(p-1, k-1)

LeRoy Irvin, L.A. Rams vs. Atlanta, Oct. 11, 1981
(p-2)

Ron Brown, L.A. Rams vs. Green Bay,
Nov. 24, 1985 (k-2)

Vai Sihakema, St.L. Cardinals vs. Tampa Bay,
Dec. 21, 1986 (p-2)

Todd Kinchen, L.A. Rams vs. Atlanta, Dec. 27, 1992
(p-2)

Eric Metcalf, Cle. Browns vs. Pittsburgh,
Oct. 24, 1993 (p-2);
S.D. Chargers vs. Cincinnati, Nov. 2, 1997 (p-2)

Tyrone Hughes, New Orleans vs. L.A. Rams,
Oct. 23, 1994 (k-2)

Darrien Gordon, Denver vs. Carolina, Nov. 9, 1997
(p-2)

Jermaine Lewis, Bal. Ravens vs. Seattle, Dec. 7,
1997 (p-2); Bal. Ravens vs. N.Y. Jets,
Dec. 24, 2000 (p-2)

Chad Morton, N.Y. Jets vs. Buffalo, Sept. 8, 2002
(ot) (k-2)

Michael Lewis, New Orleans vs. Washington,
Oct. 13, 2002 (p-1, k-1)

Dante Hall, Kansas City vs. St.L. Rams,
Dec. 8, 2002 (p-1, k-1)

Steve Smith, Carolina vs. Cincinnati, Dec. 8, 2002
(p-2)

Eddie Drummond, Detroit vs. Jacksonville,
Nov. 14, 2004 (ot) (p-2)

Devin Hester, Chi. Bears vs. St.L. Rams,
Dec. 11, 2006 (k-2)

Darren Sproles, S.D. Chargers vs. Indianapolis,
Nov. 11, 2007 (p-1, k-1)

Devin Hester, Chi. Bears vs. Denver, Nov. 25, 2007
(p-1, k-1)

André Davis, Hou. Texans vs. Jacksonville,
Dec. 30, 2007 (k-2)

Reggie Bush, New Orleans vs. Minnesota,
Oct. 6, 2008 (p-2)

Eddie Royal, Denver vs. S.D. Chargers,
Oct. 19, 2009 (p-1, k-1)

Ted Ginn, Jr., Miami vs. N.Y. Jets, Nov. 1, 2009
(k-2); San Francisco vs. Seattle, Sept. 11, 2011
(p-1, k-1)

Josh Cribbs, Cle. Browns vs. Kansas City,
Dec. 20, 2009 (k-2)

Leon Washington, Seattle vs. S.D. Chargers,
Sept. 26, 2010 (k-2)

Darius Reynaud, Tennessee vs. Jacksonville,
Dec. 30, 2012 (p-2)

Jeremy Ross, Detroit vs. Philadelphia, Dec. 8, 2013
(p-1, k-1)

Nyheim Hines, Indianapolis vs. Carolina,
Dec. 22, 2019 (2-p)

FUMBLES**Most Fumbles, Career**

- 166 Brett Favre, Atlanta, 1991; Green Bay, 1992-2007;
N.Y. Jets, 2008; Minnesota, 2009-10
- 161 Warren Moon, Hou. Oilers, 1984-93; Minnesota,
1994-96; Seattle, 1997-98; Kansas City,
1999-2000

- 153 Dave Krieg, Seattle, 1980-91; Kansas City,
1992-93; Detroit, 1994; Arizona, 1995;
Chi. Bears, 1996; Tennessee, 1997-98

Most Fumbles, Season

- 23 Kerry Collins, N.Y. Giants, 2001
Daunte Culpepper, Minnesota, 2002
- 21 Tony Banks, St.L. Rams, 1996
David Carr, Hou. Texans, 2002
- 18 Dave Krieg, Seattle, 1989
Warren Moon, Hou. Oilers, 1990
Daniel Jones, N.Y. Giants, 2019

Most Fumbles, Game

- 7 Len Dawson, Kansas City vs. S.D. Chargers,
Nov. 15, 1964
- 6 Sam Etcheverry, St.L. Cardinals vs. N.Y. Giants,
Sept. 17, 1961
Dave Krieg, Seattle vs. Kansas City, Nov. 5, 1989
Brett Favre, Green Bay vs. Tampa Bay, Dec. 7, 1998
Kurt Warner, St.L. Rams vs. N.Y. Giants,
Sept. 7, 2003
Chad Pennington, N.Y. Jets vs. Kansas City,
Sept. 11, 2005
- 5 Paul Christman, Chi. Cardinals vs. Green Bay,
Nov. 10, 1946
Joe Perry, San Francisco vs. Cle. Browns,
Nov. 12, 1950
Charlie Conerly, N.Y. Giants vs. San Francisco,
Dec. 1, 1957
Tom Yewcic, Bos. Patriots vs. Oakland,
Dec. 16, 1962
Jack Kemp, Buffalo vs. Hou. Oilers, Oct. 29, 1967
Roman Gabriel, Philadelphia vs. Oakland,
Nov. 21, 1976
Randall Cunningham, Philadelphia vs. L.A. Raiders,
Nov. 30, 1986 (ot)
Willie Totten, Buffalo vs. Indianapolis, Oct. 4, 1987
Dave Walter, Cincinnati vs. Seattle, Oct. 11, 1987
Dave Krieg, Seattle vs. S.D. Chargers,
Nov. 25, 1990 (ot)
Andre Ware, Detroit vs. Green Bay, Dec. 6, 1992
Steve Beuerlein, Carolina vs. San Francisco,
Nov. 8, 1998
Patrick Ramsey, Washington vs. Green Bay,
Oct. 20, 2002
Eli Manning, N.Y. Giants vs. Buffalo, Dec. 23, 2007
Josh Johnson, Tampa Bay vs. Carolina,
Oct. 18, 2009
Matthew Stafford, Detroit vs. Philadelphia,
Dec. 8, 2013

FUMBLES RECOVERED**Most Fumbles Recovered, Career, Own and Opponents'**

- 56 Warren Moon, Hou. Oilers, 1984-93; Minnesota,
1994-96; Seattle, 1997-98; Kansas City,
1999-2000 (56 own)
- 47 Dave Krieg, Seattle, 1980-91; Kansas City,
1992-93; Detroit, 1994; Arizona, 1995;
Chi. Bears, 1996; Tennessee, 1997-98
(47 own)
- 45 Boomer Esiason, Cincinnati, 1984-92, 1997;
N.Y. Jets, 1993-95; Arizona, 1996 (45 own)

Most Fumbles Recovered, Season, Own and Opponents'

- 12 David Carr, Hou. Texans, 2002 (12 own)
- 9 Don Hultz, Minnesota, 1963 (9 opp)
Dave Krieg, Seattle, 1989 (9 own)
Brian Griese, Denver, 1999 (9 own)
Jon Kitna, Seattle, 2000 (9 own)
Carson Wentz, Philadelphia, 2019 (9 own)
- 8 Paul Christman, Chi. Cardinals, 1945 (8 own)
Joe Schmidt, Detroit, 1955 (8 opp)
Bill Butler, Minnesota, 1963 (8 own)
Kermit Alexander, San Francisco, 1965 (4 own, 4 opp)
Jack Lambert, Pittsburgh, 1976 (1 own, 7 opp)
Danny White, Dallas, 1981 (8 own)
Dan Marino, Miami, 1988 (7 own, 1 opp)

FUMBLES

- Tony Banks, St.L. Rams, 1998 (8 own)
 Ryan Fitzpatrick, Cincinnati, 2008 (8 own)
 Donovan McNabb, Washington, 2010 (8 own)
- Most Fumbles Recovered, Game, Own and Opponents'**
- 4 Otto Graham, Cle. Browns vs. N.Y. Giants,
 Oct. 25, 1953 (4 own)
 Sam Etcheverry, St.L. Cardinals vs. N.Y. Giants,
 Sept. 17, 1961 (4 own)
 Roman Gabriel, L.A. Rams vs. San Francisco,
 Oct. 12, 1969 (4 own)
 Randall Cunningham, Philadelphia vs. L.A. Raiders,
 Nov. 30, 1986 (ot) (4 own)
 Joe Ferguson, Buffalo vs. Miami, Sept. 18, 1977
 (4 own)
 Tony Romo, Dallas vs. Washington, Sept. 26, 2011
 (4-own)
 Patrick Peterson, Arizona vs. Miami,
 Sept. 30, 2012 (ot) (3 own, 1 opp)
 Jay Cutler, Miami vs. Buffalo, Dec. 17, 2017 (4 own)
- 3 By many players

OWN FUMBLES RECOVERED**Most Own Fumbles Recovered, Career**

- 56 Warren Moon, Hou. Oilers, 1984-93; Minnesota,
 1994-96; Seattle, 1997-98; Kansas City,
 1999-2000
- 47 Dave Krieg, Seattle, 1980-91; Kansas City,
 1992-93; Detroit, 1994; Arizona, 1995;
 Chi. Bears, 1996; Tennessee, 1997-98
- 45 Boomer Esiason, Cincinnati, 1984-92, 1997;
 N.Y. Jets, 1993-95; Arizona, 1996

Most Own Fumbles Recovered, Season

- 12 David Carr, Hou. Texans, 2002
- 9 Dave Krieg, Seattle, 1989
 Brian Griese, Denver, 1999
 Jon Kitna, Seattle, 2000
 Carson Wentz, Philadelphia, 2019
- 8 Paul Christman, Chi. Cardinals, 1945
 Bill Butler, Minnesota, 1963
 Danny White, Dallas, 1981
 Tony Banks, St.L. Rams, 1998
 Ryan Fitzpatrick, Cincinnati, 2008
 Donovan McNabb, Washington, 2010

Most Own Fumbles Recovered, Game

- 4 Otto Graham, Cle. Browns vs. N.Y. Giants,
 Oct. 25, 1953
 Sam Etcheverry, St.L. Cardinals vs. N.Y. Giants,
 Sept. 17, 1961
 Roman Gabriel, L.A. Rams vs. San Francisco,
 Oct. 12, 1969
 Joe Ferguson, Buffalo vs. Miami, Sept. 18, 1977
 Randall Cunningham, Philadelphia vs. L.A. Raiders,
 Nov. 30, 1986 (ot)
 Tony Romo, Dallas vs. Washington, Sept. 26, 2011
 Jay Cutler, Miami vs. Buffalo, Dec. 17, 2017
- 3 By many players

OPPONENTS' FUMBLES RECOVERED**Most Opponents' Fumbles Recovered, Career**

- 29 Jim Marshall, Cle. Browns, 1960;
 Minnesota, 1961-79
 Jason Taylor, Miami, 1997-2007; Washington, 2008;
 Miami, 2009; N.Y. Jets, 2010; Miami, 2011
- 28 Rickey Jackson, New Orleans, 1981-93;
 San Francisco, 1994-95
- 26 Kevin Greene, L.A. Rams, 1985-92; Pittsburgh,
 1993-95; Carolina, 1996; San Francisco, 1997;
 Carolina, 1998-99
 Cornelius Bennett, Buffalo, 1987-95; Atlanta,
 1996-98; Indianapolis, 1999-2000

Most Opponents' Fumbles Recovered, Season

- 9 Don Hultz, Minnesota, 1963
 8 Joe Schmidt, Detroit, 1955
 7 Alan Page, Minnesota, 1970
 Jack Lambert, Pittsburgh, 1976

ALL-TIME RECORDS

- Ray Childress, Hou. Oilers, 1988
 Rickey Jackson, New Orleans, 1990
- Most Opponents' Fumbles Recovered, Game**
- 3 Corwin Clatt, Chi. Cardinals vs. Detroit, Nov. 6, 1949
 Vic Sears, Philadelphia vs. Green Bay, Nov. 2, 1952
 Ed Beatty, San Francisco vs. L.A. Rams, Oct. 7, 1956
 Ron Carroll, Hou. Oilers vs. Cincinnati, Oct. 27, 1974
 Maurice Spencer, New Orleans vs. Atlanta,
 Oct. 10, 1976
 Steve Nelson, New England vs. Philadelphia,
 Oct. 8, 1978
 Charles Jackson, Kansas City vs. Pittsburgh,
 Sept. 6, 1981
 Willie Buchanon, S.D. Chargers vs. Denver,
 Sept. 27, 1981
 Joey Browner, Minnesota vs. San Francisco,
 Sept. 8, 1985
 Ray Childress, Hou. Oilers vs. Washington,
 Oct. 30, 1988
 John Thierry, Chi. Bears vs. Hou. Oilers,
 Oct. 22, 1995
 Stephen Boyd, Detroit vs. Chi. Bears, Oct. 4, 1998
 Darryl Williams, Seattle vs. Kansas City, Oct. 4, 1998
 Rod Woodson, Oakland vs. Pittsburgh, Sept. 15, 2002
 Brian Young, St.L. Rams vs. Bal. Ravens, Nov. 9, 2003
- 2 By many players

YARDS RETURNING FUMBLES**Longest Fumble Run (All TDs)**

- 104 Jack Tatum, Oakland vs. Green Bay, Sept. 24, 1972
 Aeneas Williams, Arizona vs. Washington,
 Nov. 5, 2000
- 102 Travis Davis, Pittsburgh vs. Carolina, Dec. 26, 1999
- 100 Chris Martin, Kansas City vs. Miami, Oct. 13, 1991
 Bashaud Breeland, Kansas City vs. Detroit,
 Sept. 29, 2019

TOUCHDOWNS**Most Touchdowns, Career (Total)**

- 6 Jason Taylor, Miami, 1997-2007; Washington, 2008;
 Miami, 2009; N.Y. Jets, 2010; Miami, 2011
- 5 Jessie Tuggle, Atlanta, 1987-2000
 DeAngelo Hall, Atlanta, 2004-07; Oakland, 2008;
 Washington, 2008-17
- 4 Bill Thompson, Denver, 1969-1981
 Derrick Thomas, Kansas City, 1989-99
 Keith Bulluck, Tennessee, 2000-09;
 N.Y. Giants, 2010
 Ronde Barber, Tampa Bay, 1997-2012
 Osi Umenyiora, N.Y. Giants, 2003-12;
 Atlanta, 2013-14

Most Touchdowns, Season (Total)

- 2 Harold McPhail, Bos. Redskins, 1934
 Harry Ebbing, Detroit, 1937
 John Morelli, Bos. Yanks, 1944
 Frank Maznicki, Bos. Yanks, 1947
 Fred (Dippy) Evans, Chi. Bears, 1948
 Ralph Heywood, Bos. Yanks, 1948
 Art Tait, N.Y. Yanks, 1951
 John Dwyer, L.A. Rams, 1952
 Leo Sugar, Chi. Cardinals, 1957
 Doug Cline, Hou. Oilers, 1961
 Jim Bradshaw, Pittsburgh, 1964
 Royce Berry, Cincinnati, 1970
 Ahmad Rashad, Buffalo, 1974
 Tim Gray, Kansas City, 1977
 Charles Phillips, Oakland, 1978
 Kenny Johnson, Atlanta, 1981
 George Martin, N.Y. Giants, 1981
 Del Rodgers, Green Bay, 1982
 Mike Douglass, Green Bay, 1983
 Shelton Robinson, Seattle, 1983
 Erik McMillan, N.Y. Jets, 1989
 Les Miller, S.D. Chargers, 1990
 Seth Joyner, Philadelphia, 1991

ALL-TIME RECORDS

Robert Goff, New Orleans, 1992
 Willie Clay, Detroit, 1993
 Tyrone Hughes, New Orleans, 1994
 Chad Brown, Seattle, 1997
 Marcus Robertson, Tennessee, 1997
 Dwayne Rudd, Minnesota, 1998
 Keith McKenzie, Green Bay, 1999
 Ronde Barber, Tampa Bay, 2004
 Leonard Little, St.L. Rams, 2004
 Antwan Odom, Tennessee, 2005
 Adalius Thomas, Bal. Ravens, 2005
 Kevin Curtis, Philadelphia, 2007
 Kerry Rhodes, Arizona, 2010
 Juqua Parker, Philadelphia, 2011
 Bobby Wagner, Seattle, 2015
 Reshad Jones, Miami, 2017
 Tavon Young, Bal. Ravens, 2018
 Marlon Humphrey, Bal. Ravens, 2019
 Ndamukong Suh, Tampa Bay, 2019
 Devin White, Tampa Bay, 2019
 Jeremy Chinn, Carolina, 2020

Most Touchdowns, Career (Own recovered)

- 2 Ken Kavanaugh, Chi. Bears, 1940-41, 1945-50
 Mike Ditka, Chi. Bears, 1961-66; Philadelphia, 1967-68; Dallas, 1969-72
 Gail Cogdill, Detroit, 1960-68; Bal. Colts, 1968; Atlanta, 1969-70
 Ahmad Rashad, St.L. Cardinals, 1972-73; Buffalo, 1974; Minnesota, 1976-82
 Jim Mitchell, Atlanta, 1969-79
 Drew Pearson, Dallas, 1973-83
 Del Rodgers, Green Bay, 1982, 1984; San Francisco, 1987-88
 Alan Ricard, Bal. Ravens, 2001-05
 Kevin Curtis, St.L. Rams, 2003-06; Philadelphia, 2007-09; Miami, 2010

Most Touchdowns, Season (Own recovered)

- 2 Ahmad Rashad, Buffalo, 1974
 Del Rodgers, Green Bay, 1982
 Kevin Curtis, Philadelphia, 2007
 1 By many players

Most Touchdowns, Career (Opponents' recovered)

- 6 Jason Taylor, Miami, 1997-2007; Washington, 2008; Miami, 2009; N.Y. Jets, 2010; Miami, 2011
 5 Jessie Tuggle, Atlanta, 1987-2000
 DeAngelo Hall, Atlanta, 2004-07; Oakland, 2008; Washington, 2008-17
 4 Derrick Thomas, Kansas City, 1989-99
 Keith Bulluck, Tennessee, 2000-09; N.Y. Giants, 2010
 Ronde Barber, Tampa Bay, 1997-2012
 Osi Umenyiora, N.Y. Giants, 2003-12; Atlanta, 2013-14

Most Touchdowns, Season (Opponents' recovered)

- 2 Harold McPhail, Bos. Redskins, 1934
 Harry Ebding, Detroit, 1937
 John Morelli, Bos. Yanks, 1944
 Frank Maznicki, Bos. Yanks, 1947
 Fred (Dippy) Evans, Chi. Bears, 1948
 Ralph Heywood, Bos. Yanks, 1948
 Art Tait, N.Y. Yanks, 1951
 John Dwyer, L.A. Rams, 1952
 Leo Sugar, Chi. Cardinals, 1957
 Doug Cline, Hou. Oilers, 1961
 Jim Bradshaw, Pittsburgh, 1964
 Royce Berry, Cincinnati, 1970
 Tim Gray, Kansas City, 1977
 Charles Phillips, Oakland, 1978
 Kenny Johnson, Atlanta, 1981
 George Martin, N.Y. Giants, 1981
 Mike Douglass, Green Bay, 1983
 Shelton Robinson, Seattle, 1983
 Erik McMillan, N.Y. Jets, 1989
 Les Miller, S.D. Chargers, 1990
 Seth Joyner, Philadelphia, 1991
 Robert Goff, New Orleans, 1992

FUMBLES-NET YARDS

Willie Clay, Detroit, 1993
 Tyrone Hughes, New Orleans, 1994
 Chad Brown, Seattle, 1997
 Marcus Robertson, Tennessee, 1997
 Dwayne Rudd, Minnesota, 1998
 Keith McKenzie, Green Bay, 1999
 Ronde Barber, Tampa Bay, 2004
 Leonard Little, St.L. Rams, 2004
 Antwan Odom, Tennessee, 2005
 Adalius Thomas, Bal. Ravens, 2005
 Kerry Rhodes, Arizona, 2010
 Juqua Parker, Philadelphia, 2011
 Bobby Wagner, Seattle, 2015
 Reshad Jones, Miami, 2017
 Tavon Young, Bal. Ravens, 2018
 Marlon Humphrey, Bal. Ravens, 2019
 Ndamukong Suh, Tampa Bay, 2019
 Devin White, Tampa Bay, 2019
 Jeremy Chinn, Carolina, 2020

Most Touchdowns, Game (Opponents' recovered)

- 2 Fred (Dippy) Evans, Chi. Bears vs. Washington, Nov. 28, 1948
 Jeremy Chinn, Carolina vs. Minnesota, Nov. 29, 2020

COMBINED NET YARDS GAINED

Rushing, receiving, interception returns, punt returns, kickoff returns, and fumble returns

Most Seasons Leading League

- 5 Jim Brown, Cle. Browns, 1958-61, 1964
 4 Brian Mitchell, Washington, 1994-96, 1998
 3 Cliff Battles, Bos. Redskins, 1932-33; Washington, 1937
 Gale Sayers, Chi. Bears, 1965-67
 Eric Dickerson, L.A. Rams, 1983-84, 1986
 Thurman Thomas, Buffalo, 1989, 1991-92

Most Consecutive Seasons Leading League

- 4 Jim Brown, Cle. Browns, 1958-61
 3 Gale Sayers, Chi. Bears, 1965-67
 Brian Mitchell, Washington, 1994-96
 2 Cliff Battles, Bos. Redskins, 1932-33
 Charley Trippi, Chi. Cardinals, 1948-49
 Timmy Brown, Philadelphia, 1962-63
 Floyd Little, Denver, 1967-68
 James Brooks, S.D. Chargers, 1981-82
 Eric Dickerson, L.A. Rams, 1983-84
 Thurman Thomas, Buffalo, 1991-92
 Dante Hall, Kansas City, 2003-04

ATTEMPTS**Most Attempts, Career**

- 4,939 Emmitt Smith, Dallas, 1990-2002; Arizona, 2003-04
 4,368 Walter Payton, Chi. Bears, 1975-87
 4,230 Frank Gore, San Francisco, 2005-14; Indianapolis, 2015-17; Miami, 2018; Buffalo, 2019, N.Y. Jets, 2020

Most Attempts, Season

- 496 James Wilder, Tampa Bay, 1984
 458 Larry Johnson, Kansas City, 2006
 455 Eddie George, Tennessee, 2000

Most Attempts, Rookie, Season

- 442 Eric Dickerson, L.A. Rams, 1983
 433 Edgerrin James, Indianapolis, 1999
 401 Curtis Martin, New England, 1995

Most Attempts, Game

- 48 James Wilder, Tampa Bay vs. Pittsburgh, Oct. 30, 1983
 LaDainian Tomlinson, S.D. Chargers vs. Denver, Dec. 1, 2002 (ot)
 47 James Wilder, Tampa Bay vs. Green Bay, Sept. 30, 1984 (ot)
 Terrell Davis, Denver vs. Buffalo, Oct. 26, 1997 (ot)
 46 Gerald Riggs, Atlanta vs. L.A. Rams, Nov. 17, 1985

YARDS GAINED**Most Yards Gained, Career**

- 23,546 Jerry Rice, San Francisco, 1985-2000; Oakland, 2001-04; Seattle, 2004

NET YARDS-SACKS-CHAMPIONSHIPS**ALL-TIME RECORDS**

23,330 Brian Mitchell, Washington, 1990-99; Philadelphia, 2000-02; N.Y. Giants, 2003
21,803 Walter Payton, Chi. Bears, 1975-87

Most Yards Gained, Season

2,696 Darren Sproles, New Orleans, 2011
2,690 Derrick Mason, Tennessee, 2000
2,647 Michael Lewis, New Orleans, 2002

Most Yards Gained, Rookie, Season

2,317 Tim Brown, L.A. Raiders, 1988
2,272 Gale Sayers, Chi. Bears, 1965
2,250 Maurice Jones-Drew, Jacksonville, 2006

Most Yards Gained, Game

404 Glyn Milburn, Denver vs. Seattle, Dec. 10, 1995
373 Billy Cannon, Hou. Oilers vs. N.Y. Titans, Dec. 10, 1961
361 Adrian Peterson, Minnesota vs. Chi. Bears, Oct. 14, 2007

SACKS

Sacks have been compiled since 1982.

Most Seasons Leading League

2 Mark Gastineau, N.Y. Jets, 1983-84
Reggie White, Philadelphia, 1987-88
Kevin Greene, Pittsburgh, 1994; Carolina, 1996
Michael Strahan, N.Y. Giants, 2001, 2003
DeMarcus Ware, Dallas, 2008, 2010
Jared Allen, Kansas City, 2007; Minnesota, 2011
J.J. Watt, Hou. Texans, 2012, 2015

Most Sacks, Career

200.0 Bruce Smith, Buffalo, 1985-99; Washington, 2000-03
198.0 Reggie White, Philadelphia, 1985-92; Green Bay, 1993-98; Carolina, 2000
160.0 Kevin Greene, L.A. Rams, 1985-92; Pittsburgh, 1993-95; Carolina, 1996, 1998-99; San Francisco, 1997

Most Sacks, Season

22.5 Michael Strahan, N.Y. Giants, 2001
22.0 Mark Gastineau, N.Y. Jets, 1984
Jared Allen, Minnesota, 2011
Justin Houston, Kansas City, 2014
21.0 Reggie White, Philadelphia, 1987
Chris Doleman, Minnesota, 1989

Most Sacks, Rookie, Season

14.5 Jevon Kearse, Tennessee, 1999
14.0 Aldon Smith, San Francisco, 2011
13.0 Dwight Freeney, Indianapolis, 2002

Most Sacks, Game

7.0 Derrick Thomas, Kansas City vs. Seattle, Nov. 11, 1990
6.0 Fred Dean, San Francisco vs. New Orleans, Nov. 13, 1983
Derrick Thomas, Kansas City vs. Oakland, Sept. 6, 1998
Osi Menzies, N.Y. Giants vs. Philadelphia, Sept. 30, 2007
Adrian Clayborn, Atlanta vs. Dallas, Nov. 12, 2017
5.5 William Gay, Detroit vs. Tampa Bay, Sept. 4, 1983
Aldon Smith, San Francisco vs. Chi. Bears, Nov. 19, 2012

Most Seasons, 10 or More Sacks

13 Bruce Smith, Buffalo, 1986-90, 1992-98; Washington, 2000
12 Reggie White, Philadelphia, 1985-92; Green Bay, 1993, 1995, 1997-98
10 Kevin Greene, L.A. Rams, 1988-90, 1992; Pittsburgh, 1993-94; Carolina, 1996, 1998-99; San Francisco, 1997
Julius Peppers, Carolina, 2002, 2004-06, 2008-09; Chi. Bears, 2011-12; Green Bay, 2015; Carolina, 2017

Most Consecutive Seasons, 10 or More Sacks

9 Reggie White, Philadelphia, 1985-92; Green Bay, 1993
8 John Randle, Minnesota, 1992-99

7 Lawrence Taylor, N.Y. Giants, 1984-90
Bruce Smith, Buffalo, 1992-98
DeMarcus Ware, Dallas, 2006-12
Jared Allen, Kansas City, 2007; Minnesota, 2008-13

Most Consecutive Games, Sack

11 Chris Jones, Kansas City, 2018
10 Simon Fletcher, Denver, Nov. 15, 1992-Sept. 20, 1993
DeMarcus Ware, Dallas, Dec. 16, 2007-Oct. 19, 2008
9 Bruce Smith, Buffalo, Nov. 16, 1986-Oct. 25, 1987
Kevin Greene, San Francisco-Carolina, Dec. 7, 1997-Oct. 18, 1998
Dwight Freeney, Indianapolis, Dec. 18, 2008-Nov. 8, 2009

MISCELLANEOUS**Longest Return of Missed Field Goal (All TDs)**

109 Antonio Cromartie, S.D. Chargers vs. Minnesota, Nov. 4, 2007
108 Nathan Vasher, Chi. Bears vs. San Francisco, Nov. 13, 2005
Devin Hester, Chi. Bears vs. N.Y. Giants, Nov. 12, 2006
107 Chris McAlister, Bal. Ravens vs. Denver, Sept. 30, 2002

TEAM RECORDS**CHAMPIONSHIPS****Most Seasons League Champion**

13 Green Bay, 1929-31, 1936, 1939, 1944, 1961-62, 1965-67, 1996, 2010
9 Chi. Bears, 1921, 1932-33, 1940-41, 1943, 1946, 1963, 1985
8 N.Y. Giants, 1927, 1934, 1938, 1956, 1986, 1990, 2007, 2011

Most Consecutive Seasons League Champion

3 Green Bay, 1929-31
Green Bay, 1965-67
2 Canton, 1922-23
Chi. Bears, 1932-33
Chi. Bears, 1940-41
Philadelphia, 1948-49
Detroit, 1952-53
Cle. Browns, 1954-55
Bal. Colts, 1958-59
Hou. Oilers, 1960-61
Green Bay, 1961-62
Buffalo, 1964-65
Miami, 1972-73
Pittsburgh, 1974-75
Pittsburgh, 1978-79
San Francisco, 1988-89
Dallas, 1992-93
Denver, 1997-98
New England, 2003-04

Most Times Finishing First, Regular Season

28 Green Bay, 1929-31, 1936, 1938-39, 1944, 1960-62, 1965-67, 1972, 1995-97, 2002-04, 2007, 2011-14, 2016, 2019-20
24 Dallas, 1966-71, 1973, 1976-79, 1981, 1985, 1992-96, 1998, 2007, 2009, 2014, 2016, 2018
Pittsburgh, 1972, 1974-79, 1983-84, 1992, 1994-97, 2001-02, 2004, 2007-08, 2010, 2014, 2016-17, 2020
23 N.Y. Giants, 1927, 1933-35, 1938-39, 1941, 1944, 1946, 1956, 1958-59, 1961-63, 1986, 1989-90, 1997, 2000, 2005, 2008, 2011
Chi. Bears, 1921, 1932-34, 1937, 1940-43, 1946, 1956, 1963, 1984-88, 1990, 2001, 2005-06, 2010, 2018

Most Consecutive Times Finishing First, Regular Season

11 New England, 2009-19
7 L.A. Rams, 1973-79
6 Cle. Browns, 1950-55
Dallas, 1966-71
Minnesota, 1973-78
Pittsburgh, 1974-79

ALL-TIME RECORDS**GAMES WON****Most Consecutive Games Won**

- 23 Indianapolis, 2008-09
- 21 New England, 2006-08
- 18 New England, 2003-04
Carolina, 2014-15

Most Consecutive Games Without Defeat

- 27 Canton, 1921-23, 1925 (won 24, tied 3)
- 24 Chi. Bears, 1941-43 (won 23, tied 1)
- 23 Green Bay, 1928-30 (won 21, tied 2)
Indianapolis, 2008-09 (won 23)

Most Games Won, Season

- 16 New England, 2007
- 15 San Francisco, 1984
Chi. Bears, 1985
Minnesota, 1998
Pittsburgh, 2004
Green Bay, 2011
Carolina, 2015
- 14 By many teams

Most Consecutive Games Won, Season

- 16 New England, 2007, entire season
- 14 Miami, 1972, entire season
Pittsburgh, 2004
Indianapolis, 2009
Carolina, 2015
- 13 Chi. Bears, 1934, entire season
Denver, 1998
Indianapolis, 2005
New Orleans, 2009
Green Bay, 2011

Most Consecutive Games Won, Start of Season

- 16 New England, 2007, entire season
- 14 Miami, 1972, entire season
Indianapolis, 2009
Carolina, 2015
- 13 Chi. Bears, 1934, entire season
Denver, 1998
Indianapolis, 2005
New Orleans, 2009
Green Bay, 2011

Most Consecutive Games Won, End of Season

- 16 New England, 2007, entire season
- 14 Miami, 1972, entire season
Pittsburgh, 2004
- 13 Chi. Bears, 1934, entire season

Most Consecutive Games Without Defeat, Season

- 16 New England, 2007 (won 16), entire season
- 14 Miami, 1972 (won 14), entire season
Pittsburgh, 2004 (won 14)
Indianapolis, 2009 (won 14)
Carolina, 2015 (won 14)
- 13 Chi. Bears, 1926 (won 11, tied 2)
Green Bay, 1929 (won 12, tied 1)
Chi. Bears, 1934 (won 13), entire season
Bal. Colts, 1967 (won 11, tied 2)
Denver, 1998 (won 13)
Indianapolis, 2005 (won 13)
New Orleans, 2009 (won 13)
Green Bay, 2011 (won 13)

Most Consecutive Games Without Defeat, Start of Season

- 16 New England, 2007 (won 16), entire season
- 14 Miami, 1972 (won 14), entire season
Indianapolis, 2009 (won 14)
Carolina, 2015 (won 14)
- 13 Chi. Bears, 1926 (won 11, tied 2)
Green Bay, 1929 (won 12, tied 1), entire season
Chi. Bears, 1934 (won 13), entire season
Bal. Colts, 1967 (won 11, tied 2)
Denver, 1998 (won 13)
Indianapolis, 2005 (won 13)
New Orleans, 2009 (won 13)
Green Bay, 2011 (won 13)

Most Consecutive Games Without Defeat, End of Season

- 16 New England, 2007 (won 16), entire season
- 14 Miami, 1972 (won 14), entire season

GAMES WON-GAMES LOST

- Pittsburgh, 2004 (won 14)
- 13 Green Bay, 1929 (won 12, tied 1), entire season
Chi. Bears, 1934 (won 13), entire season

Most Consecutive Home Games Won

- 27 Miami, 1971-74
- 25 Green Bay, 1995-98
- 24 Denver, 1996-98

Most Consecutive Home Games Without Defeat

- 29 Green Bay, 1928-33 (won 26, tied 3)
- 27 Miami, 1971-74 (won 27)
- 25 Green Bay, 1995-98 (won 25)

Most Consecutive Road Games Won

- 18 San Francisco, 1988-90
- 14 New England, 2016-17
- 12 New England, 2006-08

Most Consecutive Road Games Without Defeat

- 18 San Francisco, 1988-90 (won 18)
- 14 New England, 2016-17 (won 14)
- 13 Chi. Bears, 1941-43 (won 12, tied 1)

Most Shutout Games Won or Tied, Season

- 10 Pottsville, 1926 (won 9, tied 1)
N.Y. Giants, 1927 (won 9, tied 1)
- 9 Akron, 1921 (won 8, tied 1)
Canton, 1922 (won 7, tied 2)
Frankford, 1926 (won 9)
Frankford, 1929 (won 6, tied 3)
- 8 By many teams

Most Consecutive Shutout Games Won or Tied

- 13 Akron, 1920-21 (won 10, tied 3)
- 7 Pottsville, 1926 (won 6, tied 1)
Detroit, 1934 (won 7)
- 6 Buffalo, 1920-21 (won 5, tied 1)
Frankford, 1926 (won 6)
Detroit, 1926 (won 4, tied 2)
N.Y. Giants, 1926-27 (won 5, tied 1)

GAMES LOST**Most Consecutive Games Lost**

- 26 Tampa Bay, 1976-77
- 19 Chi. Cardinals, 1942-43, 1945
Oakland, 1961-62
Detroit, 2007-09
- 18 Hou. Oilers, 1972-73

Most Consecutive Games Without Victory

- 26 Tampa Bay, 1976-77 (lost 26)
- 23 Rochester, 1922-25 (lost 21, tied 2)
Washington, 1960-61 (lost 20, tied 3)
- 19 Dayton, 1927-29 (lost 18, tied 1)
Chi. Cardinals, 1942-43, 1945 (lost 19)
Oakland, 1961-62 (lost 19)
Detroit, 2007-09 (lost 19)
Cle. Browns, 2016-18 (lost 18, tied 1)

Most Games Lost, Season

- 16 Detroit, 2008
Cle. Browns, 2017
- 15 New Orleans, 1980
Dallas, 1989
New England, 1990
Indianapolis, 1991
N.Y. Jets, 1996
S.D. Chargers, 2000
Carolina, 2001
Miami, 2007
St.L. Rams, 2009
Cle. Browns, 2016
Jacksonville, 2020
- 14 By many teams

Most Consecutive Games Lost, Season

- 16 Detroit, 2008, entire season
Cle. Browns, 2017, entire season
- 15 Carolina, 2001
Jacksonville, 2020
- 14 Tampa Bay, 1976
New Orleans, 1980
Bal. Colts, 1981
New England, 1990

GAMES LOST-TIE GAMES-SCORING**ALL-TIME RECORDS**

	Hou. Texans, 2013
	Cle. Browns, 2016
Most Consecutive Games Lost, Start of Season	
16	Detroit, 2008, entire season
	Cle. Browns, 2017, entire season
14	Tampa Bay, 1976, entire season
	New Orleans, 1980
	Cle. Browns, 2016
13	Oakland, 1962
	Indianapolis, 1986
	Miami, 2007
	Indianapolis, 2011
	N.Y. Jets, 2020
Most Consecutive Games Lost, End of Season	
16	Detroit, 2008, entire season
	Cle. Browns, 2017, entire season
15	Carolina, 2001
	Jacksonville, 2020
14	Tampa Bay, 1976, entire season
	New England, 1990
	Hou. Texans, 2013
Most Consecutive Games Without Victory, Season	
16	Detroit, 2008 (lost 16), entire season
	Cle. Browns, 2017 (lost 16), entire season
15	Carolina, 2001 (lost 15)
	Jacksonville, 2020 (lost 15)
14	Tampa Bay, 1976 (lost 14), entire season
	New Orleans, 1980 (lost 14)
	Bal. Colts, 1981 (lost 14)
	New England, 1990 (lost 14)
	Hou. Texans, 2013 (lost 14)
	Cle. Browns, 2016 (lost 14)
Most Consecutive Games Without Victory, Start of Season	
16	Detroit, 2008 (lost 16), entire season
	Cle. Browns, 2017 (lost 16), entire season
14	Tampa Bay, 1976 (lost 14), entire season
	New Orleans, 1980 (lost 14)
	Cle. Browns, 2016 (lost 14)
13	Washington, 1961 (lost 12, tied 1)
	Oakland, 1962 (lost 13)
	Indianapolis, 1986 (lost 13)
	Miami, 2007 (lost 13)
	Indianapolis, 2011 (lost 13)
	N.Y. Jets, 2020 (lost 13)
Most Consecutive Games Without Victory, End of Season	
16	Detroit, 2008 (lost 16), entire season
	Cle. Browns, 2017 (lost 16), entire season
15	Carolina, 2001 (lost 15)
	Jacksonville, 2020 (lost 15)
14	Tampa Bay, 1976, (lost 14), entire season
	New England, 1990 (lost 14)
	Hou. Texans, 2013 (lost 14)
Most Consecutive Home Games Lost	
14	Dallas, 1988-89
	St.L. Rams, 2008-10
13	Hou. Oilers, 1972-73
	Tampa Bay, 1976-77
	N.Y. Jets, 1995-97
11	Oakland, 1961-62
	L.A. Rams, 1961-63
	Cincinnati, 1998-99
	Tampa Bay, 2013-15
	Tennessee, 2014-15
	San Francisco, 2016-17
Most Consecutive Home Games Without Victory	
14	Dallas, 1988-89 (lost 14)
	St.L. Rams, 2008-10 (lost 14)
13	Hou. Oilers, 1972-73 (lost 13)
	Tampa Bay, 1976-77 (lost 13)
	N.Y. Jets, 1995-97 (lost 13)
	Philadelphia, 1936-38 (lost 12, tied 1)
Most Consecutive Road Games Lost	
26	Detroit, 2007-10
25	Cle. Browns, 2015-18
24	Detroit, 2001-03

Most Consecutive Road Games Without Victory

- 26 Detroit, 2007-10 (lost 26)
- 25 Cle. Browns, 2015-18 (lost 25)
- 24 Detroit, 2001-03 (lost 24)

Most Shutout Games Lost or Tied, Season

- 8 Frankford, 1927 (lost 6, tied 2)
- Brooklyn, 1931 (lost 8)
- 7 Dayton, 1925 (lost 6, tied 1)
- Orange, 1929 (lost 4, tied 3)
- Frankford, 1931 (lost 6, tied 1)
- 6 By many teams

Most Consecutive Shutout Games Lost or Tied

- 8 Rochester, 1922-24 (lost 8)
- 7 Hammond, 1922-23 (lost 6, tied 1)
- 6 Providence, 1926-27 (lost 5, tied 1)
- Brooklyn, 1942-43 (lost 6)

TIE GAMES**Most Tie Games, Season**

- 6 Chi. Bears, 1932
- 5 Frankford, 1929
- 4 Chi. Bears, 1924
- Orange, 1929
- Portsmouth, 1932

Most Consecutive Tie Games

- 3 Chi. Bears, 1932
- 2 By many teams

SCORING**Most Seasons Leading League**

- 10 Chi. Bears, 1932, 1934-35, 1939, 1941-43, 1946-47, 1956
- L.A./St.L. Rams, 1950-52, 1957, 1967, 1973,
- 1999-2001, 2017
- Green Bay, 1931, 1936-38, 1961-62, 1996, 2011, 2014, 2020
- 9 San Francisco, 1953, 1965, 1970, 1987, 1989,
- 1992-95
- 6 S.D. Chargers, 1963, 1965, 1981-82, 1985, 2006

Most Consecutive Seasons Leading League

- 4 San Francisco, 1992-95
- 3 Green Bay, 1936-38
- Chi. Bears, 1941-43
- L.A. Rams, 1950-52
- Oakland, 1967-69
- St.L. Rams, 1999-2001
- 2 By many teams

POINTS**Most Points, Season**

- 606 Denver, 2013
- 589 New England, 2007
- 565 Kansas City, 2018

Fewest Points, Season (Since 1932)

- 37 Cin. Reds/St.L. Gunners, 1934
- 38 Cin. Reds, 1933
- Detroit, 1942
- 51 Pittsburgh, 1934
- Philadelphia, 1936

Most Points, Game

- 72 Washington vs. N.Y. Giants, Nov. 27, 1966
- 70 L.A. Rams vs. Bal. Colts, Oct. 22, 1950
- 66 Rochester vs. *Fort Porter, Oct. 10, 1920
- *Not a member of the American Professional Football Association*
- 65 Chi. Cardinals vs. N.Y. Bulldogs, Nov. 13, 1949
- L.A. Rams vs. Detroit, Oct. 29, 1950

Most Points, Both Teams, Game

- 113 Washington (72) vs. N.Y. Giants (41), Nov. 27, 1966
- 106 Cincinnati (58) vs. Cle. Browns (48), Nov. 28, 2004
- 105 L.A. Rams (54) vs. Kansas City (51), Nov. 19, 2018

Fewest Points, Both Teams, Game

- 0 In many games. Last time: N.Y. Giants vs. Detroit, Nov. 7, 1943

ALL-TIME RECORDS**Most Points, Shutout Victory, Game**

- 66 Rochester vs. *Fort Porter, Oct. 10, 1920
**Not a member of the American Professional Football Association*
- 64 Philadelphia vs. Cin. Reds, Nov. 6, 1934
- 62 Akron vs. Oorang, Oct. 29, 1922

Most Consecutive Games Scoring

- 420 San Francisco, 1977-2004
- 394 Denver, 1992-2017
- 375 Indianapolis, 1994-2017

Fewest Points, Shutout Victory, Game

- 2 Akron vs. Buffalo, Nov. 29, 1923
- Kansas City vs. Buffalo, Nov. 21, 1926
- Frankford vs. Green Bay, Nov. 29, 1928
- Green Bay vs. Chi. Bears, Oct. 16, 1932
- Chi. Bears vs. Green Bay, Sept. 18, 1938

Most Points Overcome to Win Game

- 28 San Francisco vs. New Orleans, Dec. 7, 1980 (ot)
 (trailed 7-35, won 38-35)
- 26 Buffalo vs. Indianapolis, Sept. 21, 1997
 (trailed 0-26, won 37-35)
- 25 St.L. Cardinals vs. Tampa Bay, Nov. 8, 1987
 (trailed 3-28, won 31-28)
- Cle. Browns vs. Tennessee, Oct. 5, 2014
 (trailed 3-28, won 29-28)

Most Points Overcome to Tie Game

- 31 Denver vs. Buffalo, Nov. 27, 1960
 (trailed 7-38, tied 38-38)
- 28 L.A. Rams vs. Philadelphia, Oct. 3, 1948
 (trailed 0-28, tied 28-28)

Most Points, Each Half

- 1st: 49 Green Bay vs. Tampa Bay, Oct. 2, 1983
- 48 Buffalo vs. Miami, Sept. 18, 1966
- 45 Green Bay vs. Cle. Browns, Nov. 12, 1967
- Indianapolis vs. Denver, Oct. 31, 1988
- Hou. Oilers vs. Cle. Browns, Dec. 9, 1990
- Seattle vs. Minnesota, Sept. 29, 2002
- New England vs. Tennessee, Oct. 18, 2009
- Philadelphia vs. Washington, Nov. 15, 2010
- 2nd: 49 Chi. Bears vs. Philadelphia, Nov. 30, 1941
- 48 Chi. Cardinals vs. Bal. Colts, Oct. 2, 1950
- N.Y. Giants vs. Bal. Colts, Nov. 19, 1950
- 45 Cincinnati vs. Hou. Oilers, Dec. 17, 1972
- New England vs. Buffalo, Sept. 30, 2012

Most Points, Both Teams, Each Half

- 1st: 70 Hou. Oilers (35) vs. Oakland (35), Dec. 22, 1963
- 63 Philadelphia (42) vs. Detroit (21), Sept. 23, 2007
- 62 N.Y. Jets (41) vs. Tampa Bay (21), Nov. 17, 1985
- Indianapolis (35) vs. Cincinnati (27), Nov. 20, 2005
- 2nd: 66 Cle. Browns (35) vs. Cincinnati (31), Nov. 28, 2004
- 65 Washington (38) vs. N.Y. Giants (27), Nov. 27, 1966
- 62 L.A. Raiders (31) vs. S.D. Chargers (31), Jan. 2, 1983
- Bal. Ravens (38) vs. Seattle (24), Nov. 23, 2003

Most Points, One Quarter

- 41 Green Bay vs. Detroit, Oct. 7, 1945 (second quarter)
- L.A. Rams vs. Detroit, Oct. 29, 1950 (third quarter)
- 37 L.A. Rams vs. Green Bay, Sept. 21, 1980
 (second quarter)
- 35 Chi. Cardinals vs. Bos. Yanks, Oct. 24, 1948
 (third quarter)
- Green Bay vs. Cle. Browns, Nov. 12, 1967
 (first quarter)
- Green Bay vs. Tampa Bay, Oct. 2, 1983
 (second quarter)
- New England vs. Tennessee, Oct. 18, 2009
 (second quarter)
- New England vs. N.Y. Jets, Nov. 22, 2012
 (second quarter)

Most Points, Both Teams, One Quarter

- 49 Oakland (28) vs. Hou. Oilers (21), Dec. 22, 1963
 (second quarter)
- 48 Green Bay (41) vs. Detroit (7), Oct. 7, 1945
 (second quarter)
- L.A. Rams (41) vs. Detroit (7), Oct. 29, 1950
 (third quarter)

SCORING

- Detroit (34) vs. Chi. Bears (14), Sept. 30, 2007
 (fourth quarter)
- 47 St.L. Cardinals (27) vs. Philadelphia (20),
 Dec. 13, 1964 (second quarter)

Most Points, Each Quarter

- 1st: 35 Green Bay vs. Cle. Browns, Nov. 12, 1967
- 31 Buffalo vs. Kansas City, Sept. 13, 1964
- 28 By 12 teams
- 2nd: 41 Green Bay vs. Detroit, Oct. 7, 1945
- 37 L.A. Rams vs. Green Bay, Sept. 21, 1980
- 35 Green Bay vs. Tampa Bay, Oct. 2, 1983
- New England vs. Tennessee, Oct. 18, 2009
- New England vs. N.Y. Jets, Nov. 22, 2012
- 3rd: 41 L.A. Rams vs. Detroit, Oct. 29, 1950
- 35 Chi. Cardinals vs. Bos. Yanks, Oct. 24, 1948
- 31 N.Y. Jets vs. Detroit, Sept. 10, 2018
- 4th: 34 Detroit vs. Chi. Bears, Sept. 30, 2007
- 31 Oakland vs. Denver, Dec. 17, 1960
- Oakland vs. S.D. Chargers, Dec. 8, 1963
- Atlanta vs. Green Bay, Sept. 13, 1981
- New England vs. Buffalo, Sept. 30, 2012
- Denver vs. Washington, Oct. 27, 2013
- 30 N.Y. Jets vs. Miami, Oct. 23, 2000

Most Points, Both Teams, Each Quarter

- 1st: 42 Green Bay (35) vs. Cle. Browns (7), Nov. 12, 1967
- 41 Tennessee (24) vs. Indianapolis (17), Dec. 5, 2004
- 35 Dal. Texans (21) vs. N.Y. Titans (14), Nov. 11, 1962
- Dallas (28) vs. Philadelphia (7), Oct. 19, 1969
- Kansas City (21) vs. Seattle (14), Dec. 11, 1977
- Detroit (21) vs. L.A. Raiders (14), Dec. 10, 1990
- Dallas (21) vs. Atlanta (14), Dec. 22, 1991
- Indianapolis (21) vs. Green Bay (14), Sept. 26, 2004
- Miami (21) vs. Buffalo (14), Dec. 5, 2004
- Philadelphia (21) vs. New Orleans (14), Dec. 23, 2007
- 2nd: 49 Oakland (28) vs. Hou. Oilers (21), Dec. 22, 1963
- 48 Green Bay (41) vs. Detroit (7), Oct. 7, 1945
- 47 St.L. Cardinals (27) vs. Philadelphia (20), Dec. 13, 1964
- 3rd: 48 L.A. Rams (41) vs. Detroit (7), Oct. 29, 1950
- 42 Washington (28) vs. Philadelphia (14), Oct. 1, 1955
- 41 Green Bay (21) vs. N.Y. Yanks (20), Oct. 8, 1950
- 4th: 48 Detroit (34) vs. Chi. Bears (14), Sept. 30, 2007
- 46 Detroit (25) vs. Tennessee (21), Sept. 23, 2012
- 44 Tampa Bay (24) vs. L.A. Rams (20), Sept. 29, 2019

TOUCHDOWNS**Most Seasons Leading League, Touchdowns**

- 13 Chi. Bears, 1932, 1934-35, 1939, 1941-44,
 1946-48, 1956, 1965
- 9 Green Bay, 1932, 1937-38, 1961-62, 1996, 2011, 2014, 2020
- 7 Dallas, 1966, 1968, 1971, 1973, 1977-78, 1980
- San Francisco, 1953, 1970, 1987, 1992-95
- L.A./St.L. Rams, 1949-52, 1999-2001
- S.D. Chargers, 1963, 1965, 1979, 1981-82, 1985,
 2006

Most Consecutive Seasons Leading League, Touchdowns

- 4 Chi. Bears, 1941-44
- L.A. Rams, 1949-52
- San Francisco, 1992-95
- 3 Chi. Bears, 1946-48
- Bal. Colts, 1957-59
- Oakland, 1967-69
- St.L. Rams, 1999-2001
- 2 By many teams

Most Touchdowns, Season

- 76 Denver, 2013
- 75 New England, 2007
- 71 Kansas City, 2018

Fewest Touchdowns, Season (Since 1932)

- 3 Cin. Reds, 1933
- 4 Cin. Reds/St.L. Gunners, 1934
- 5 Detroit, 1942

Most Touchdowns, Game

- 10 Rochester vs. *Fort Porter, Oct. 10, 1920
**Not a member of the American Professional Football Association*
- Philadelphia vs. Cincinnati, Nov. 6, 1934

SCORING

- L.A. Rams vs. Bal. Colts, Oct. 22, 1950
 Washington vs. N.Y. Giants, Nov. 27, 1966
- 9 Rock Island vs. Evansville, Oct. 15, 1922
 Akron vs. Oorang, Oct. 29, 1922
 Racine vs. Louisville, Nov. 5, 1922
 Chi. Cardinals vs. Rochester, Oct. 7, 1923
 Chi. Cardinals vs. Milwaukee, Dec. 10, 1925
 Chi. Cardinals vs. N.Y. Giants, Oct. 17, 1948
 Chi. Cardinals vs. N.Y. Bulldogs, Nov. 13, 1949
 L.A. Rams vs. Detroit, Oct. 29, 1950
 Pittsburgh vs. N.Y. Giants, Nov. 30, 1952
 Chi. Bears vs. San Francisco, Dec. 12, 1965
 Chi. Bears vs. Green Bay, Dec. 7, 1980
- 8 By many teams
- Most Touchdowns, Both Teams, Game**
 16 Washington (10) vs. N.Y. Giants (6), Nov. 27, 1966
 14 Chi. Cardinals (9) vs. N.Y. Giants (5), Oct. 17, 1948
 L.A. Rams (10) vs. Bal. Colts (4), Oct. 22, 1950
 Hou. Oilers (7) vs. Oakland (7), Dec. 22, 1963
 New Orleans (7) vs. N.Y. Giants (7), Nov. 1, 2015
 L.A. Rams (7) vs. Kansas City (7), Nov. 19, 2018
 13 New Orleans (7) vs. St.L. Cardinals (6), Nov. 2, 1969
 Kansas City (7) vs. Seattle (6), Nov. 27, 1983 (ot)
 S.D. Chargers (8) vs. Pittsburgh (5), Dec. 8, 1985
 N.Y. Jets (7) vs. Miami (6), Sept. 21, 1986 (ot)
 Cincinnati (7) vs. Cle. Browns (6), Nov. 28, 2004
- Most Consecutive Games Scoring Touchdowns**
 166 Cle. Browns, 1957-69
 155 New Orleans, 2005-15
 151 S.D. Chargers, 2002-12

POINTS AFTER TOUCHDOWN

- Most (One-Point) Points After Touchdown, Season**
 75 Denver, 2013
 74 New England, 2007
 68 Green Bay, 2011
- Fewest (One-Point) Points After Touchdown, Season**
 2 Chi. Cardinals, 1933
 3 Cin. Reds, 1933
 Pittsburgh, 1934
 4 Cin. Reds/St.L. Gunners, 1934
- Most (One-Point) Points After Touchdown, Game**
 10 L.A. Rams vs. Bal. Colts, Oct. 22, 1950
 9 Chi. Cardinals vs. N.Y. Giants, Oct. 17, 1948
 Pittsburgh vs. N.Y. Giants, Nov. 30, 1952
 Washington vs. N.Y. Giants, Nov. 27, 1966
 8 By many teams
- Most (One-Point) Points After Touchdown, Both Teams, Game**
 14 Chi. Cardinals (9) vs. N.Y. Giants (5), Oct. 17, 1948
 Hou. Oilers (7) vs. Oakland (7), Dec. 22, 1963
 Washington (9) vs. N.Y. Giants (5), Nov. 27, 1966
 New Orleans (7) vs. N.Y. Giants (7), Nov. 1, 2015
 13 L.A. Rams (10) vs. Bal. Colts (3), Oct. 22, 1950
 Cincinnati (7) vs. Cle. Browns (6), Nov. 28, 2004
 12 In many games
- Most Two-Point Conversions, Season**
 8 Pittsburgh, 2015
 Minnesota, 2020
 7 Philadelphia, 2020
 6 Miami, 1994
 Minnesota, 1997
 Philadelphia, 2017
 L.A. Chargers, 2018
- Most Two-Point Conversions, Game**
 4 St.L. Rams vs. Atlanta, Oct. 15, 2000
 3 Bal. Ravens vs. New England, Oct. 6, 1996
 Pittsburgh vs. Tennessee, Nov. 1, 1998
 Philadelphia vs. Dallas, Nov. 19, 2017
 L.A. Rams vs. Arizona, Sept. 16, 2018
 Minnesota vs. Green Bay, Sept. 13, 2020
 Dallas vs. Cle. Browns, Oct. 4, 2020
 2 By many teams
- Most Two-Point Conversions, Both Teams, Game**
 5 Bal. Ravens (3) vs. New England (2), Oct. 6, 1996
 St.L. Rams (4) vs. Atlanta (1), Oct. 15, 2000

ALL-TIME RECORDS

- 4 Dallas (3) vs. Cle. Browns (1), Oct. 4, 2020
 3 Seattle (2) vs. Kansas City (1), Oct. 23, 1994
 Minnesota (2) vs. Seattle (1), Nov. 10, 1996
 Pittsburgh (3) vs. Tennessee (0), Nov. 1, 1998
 Philadelphia (2) vs. Detroit (1), Dec. 8, 2013
 Pittsburgh (2) vs. San Francisco (1), Sept. 20, 2015
 Philadelphia (3) vs. Dallas (0), Nov. 19, 2017
 L.A. Rams (3) vs. Arizona (0), Sept. 16, 2018
 Cle. Browns (2) vs. Oakland (1), Sept. 30, 2018 (ot)
 Chi. Bears (2) vs. Minnesota (1), Nov. 18, 2011
 Minnesota (3) vs. Green Bay (0), Sept. 13, 2020

FIELD GOALS**Most Seasons Leading League, Field Goals**

- 11 Green Bay, 1935-36, 1940-43, 1946-47, 1955, 1972, 1974
 9 L.A./St.L. Rams, 1949, 1951, 1958, 1966, 1973, 1978, 2003, 2006, 2010
 8 Washington, 1945, 1956, 1971, 1976-77, 1979, 1982, 1992
 N.Y. Giants, 1933, 1937, 1939, 1941, 1944, 1959, 1983, 2008
 New England, 1961, 1963-64, 1986, 2004, 2008, 2013-14

Most Consecutive Seasons Leading League, Field Goals

- 4 Green Bay, 1940-43
 3 Cle. Browns, 1952-54
 2 By many teams

Most Field Goals Attempted, Season

- 52 San Francisco, 2011
 49 L.A. Rams, 1966
 Washington, 1971
 48 Green Bay, 1972

Fewest Field Goals Attempted, Season (Since 1938)

- 0 Chi. Bears, 1944
 2 Cle. Rams, 1939
 Card-Pitt, 1944
 Bos. Yanks, 1946
 Chi. Bears, 1947
 3 Chi. Bears, 1945
 Cle. Rams, 1945

Most Field Goals Attempted, Game

- 9 St.L. Cardinals vs. Pittsburgh, Sept. 24, 1967
 8 Pittsburgh vs. St.L. Cardinals, Dec. 2, 1962
 Detroit vs. Minnesota, Nov. 13, 1966
 N.Y. Jets vs. Buffalo, Nov. 3, 1968
 Dallas vs. N.Y. Giants, Sept. 15, 2003 (ot)
 Tennessee vs. Hou. Texans, Oct. 21, 2007
 Miami vs. N.Y. Jets, Dec. 8, 2019
 Buffalo vs. N.Y. Jets, Oct. 25, 2020
 7 By many teams

Most Field Goals Attempted, Both Teams, Game

- 11 St.L. Cardinals (6) vs. Pittsburgh (5), Nov. 13, 1966
 Washington (6) vs. Chi. Bears (5), Nov. 14, 1971
 Green Bay (6) vs. Detroit (5), Sept. 29, 1974
 Washington (6) vs. N.Y. Giants (5), Nov. 14, 1976
 Miami (8) vs. N.Y. Jets (3), Dec. 8, 2019
 10 In many games

Most Field Goals, Season

- 44 San Francisco, 2011
 43 Arizona, 2005
 41 Kansas City, 2017

Fewest Field Goals, Season (Since 1932)

- 0 Bos. Braves, 1932
 Chi. Cardinals, 1932, 1945
 Green Bay, 1932, 1944
 N.Y. Giants, 1932
 Bos. Redskins, 1935
 Brooklyn, 1944
 Card-Pitt, 1944
 Chi. Bears, 1944, 1947
 Bos. Yanks, 1946
 Bal. Colts, 1950
 Dal. Texans, 1952

ALL-TIME RECORDS**Most Field Goals, Game**

- 8 Tennessee vs. Hou. Texans, Oct. 21, 2007
- 7 St.L. Cardinals vs. Pittsburgh, Sept. 24, 1967
- Minnesota vs. L.A. Rams, Nov. 5, 1989 (ot)
- Dallas vs. Green Bay, Nov. 18, 1996
- Dallas vs. N.Y. Giants, Sept. 15, 2003 (ot)
- Cincinnati vs. Bal. Ravens, Nov. 11, 2007
- Kansas City vs. Cincinnati, Oct. 4, 2015
- L.A. Rams vs. Dallas, Oct. 1, 2017
- N.Y. Jets vs. Indianapolis, Oct. 14, 2018
- Miami vs. N.Y. Jets, Dec. 8, 2019

6 By many teams

Most Field Goals, Both Teams, Game

- 10 Miami (7) vs. N.Y. Jets (3), Dec. 8, 2019
- 9 S.D. Chargers (5) vs. Kansas City (4), Sept. 29, 1996
- Miami (6) vs. New England (3), Oct. 17, 1999
- Hou. Texans (5) vs. Miami (4), Oct. 7, 2007
- Dallas (6) vs. Washington (3), Sept. 26, 2011
- San Francisco (5) vs. Arizona (4), Oct. 1, 2017 (ot)
- Minnesota (6) vs. Bal. Ravens (3), Oct. 22, 2017
- San Francisco (6) vs. Tennessee (3), Dec. 17, 2017
- N.Y. Jets (7) vs. Indianapolis (2), Oct. 14, 2018
- Kansas City (4) vs. New England (5), Oct. 14, 2018

8 In many games

Most Consecutive Games Scoring Field Goals

- 38 Bal. Ravens, 1999-2001
- 36 San Francisco, 2010-13
- New Orleans, 2016-18
- 34 New England, 2010-12

SAFETIES**Most Safeties, Season**

- 4 Cle. Bulldogs, 1927
- Detroit, 1962
- Seattle, 1993
- San Francisco, 1996
- Tennessee, 1999

3 By many teams

Most Safeties, Game

- 3 L.A. Rams vs. N.Y. Giants, Sept. 30, 1984
- 2 N.Y. Giants vs. Pottsville, Oct. 30, 1927
- Chi. Bears vs. Pottsville, Nov. 13, 1927
- Detroit vs. Brooklyn, Dec. 1, 1935
- N.Y. Giants vs. Pittsburgh, Sept. 17, 1950
- N.Y. Giants vs. Washington, Nov. 5, 1961
- Chi. Bears vs. Pittsburgh, Nov. 9, 1969
- Dallas vs. Philadelphia, Nov. 19, 1972
- L.A. Rams vs. Green Bay, Oct. 21, 1973
- Oakland vs. S.D. Chargers, Oct. 26, 1975
- Denver vs. Seattle, Jan. 2, 1983
- New Orleans vs. Cle. Browns, Sept. 13, 1987
- Buffalo vs. Denver, Nov. 8, 1987
- San Francisco vs. St.L. Rams, Sept. 8, 1996
- Jacksonville vs. Pittsburgh, Oct. 3, 1999
- Minnesota vs. Atlanta, Oct. 5, 2003
- Dallas vs. Arizona, Oct. 5, 2003
- Buffalo vs. Hou. Texans, Nov. 16, 2003
- Minnesota vs. Green Bay, Nov. 9, 2008
- St.L. Rams vs. Arizona, Nov. 6, 2011 (ot)
- Miami vs. Denver, Dec. 3, 2017

Most Safeties, Both Teams, Game

- 3 L.A. Rams (3) vs. N.Y. Giants (0), Sept. 30, 1984
 - 2 Chi. Cardinals (1) vs. Frankford (1), Nov. 19, 1927
 - Chi. Cardinals (1) vs. Cin. Reds (1), Nov. 12, 1933
 - Chi. Bears (1) vs. San Francisco (1), Oct. 19, 1952
 - Cincinnati (1) vs. L.A. Rams (1), Oct. 22, 1972
 - Chi. Bears (1) vs. San Francisco (1), Sept. 19, 1976
 - Bal. Colts (1) vs. Miami (1), Oct. 29, 1978
 - Atlanta (1) vs. Detroit (1), Oct. 5, 1980
 - Hou. Oilers (1) vs. Philadelphia (1), Oct. 2, 1988
 - Cle. Browns (1) vs. Seattle (1), Nov. 14, 1993
 - Arizona (1) vs. Hou. Oilers (1), Dec. 4, 1994
 - Miami (1) vs. N.Y. Jets (1), Nov. 3, 2019
- (Also see previous record)

SCORING-FIRST DOWNS**FIRST DOWNS****Most Seasons Leading League**

- 9 Chi. Bears, 1935, 1939, 1941, 1943, 1945, 1947-49, 1955
- 8 L.A./St.L. Rams, 1946, 1950-51, 1954, 1957, 1973, 2001, 2018
- 7 S.D. Chargers, 1965, 1969, 1980-83, 1985
- Baltimore/Indianapolis Colts, 1958-59, 1967, 2003, 2005-06, 2010

Most Consecutive Seasons Leading League

- 4 S.D. Chargers, 1980-83
- 3 Chi. Bears, 1947-49
- New England, 2007-09
- New Orleans, 2014-16

2 By many teams

Most First Downs, Season

- 444 New England, 2012
- 435 Denver, 2013
- 416 New Orleans, 2011

Fewest First Downs, Season

- 51 Cin. Reds, 1933
- 64 Pittsburgh, 1935
- 67 Philadelphia, 1937

Most First Downs, Game

- 40 New Orleans vs. Dallas, Nov. 10, 2013
- 39 N.Y. Jets vs. Miami, Nov. 27, 1988
- Washington vs. Detroit, Nov. 4, 1990 (ot)
- Hou. Texans vs. Jacksonville, Nov. 18, 2012 (ot)
- Denver vs. Tennessee, Dec. 8, 2013
- 38 L.A. Rams vs. N.Y. Giants, Nov. 13, 1966

Fewest First Downs, Game

- 0 N.Y. Giants vs. Green Bay, Oct. 1, 1933
- Pittsburgh vs. Bos. Redskins, Oct. 29, 1933
- Philadelphia vs. Detroit, Sept. 20, 1935
- N.Y. Giants vs. Washington, Sept. 27, 1942
- Denver vs. Hou. Oilers, Sept. 3, 1966

Most First Downs, Both Teams, Game

- 68 Dallas (35) vs. Cle. Browns (33), Oct. 4, 2020
- 65 Cincinnati (35) vs. Washington (30), Oct. 30, 2016 (ot)
- 64 Seattle (32) vs. Kansas City (32), Nov. 24, 2002
- Seattle (33) vs. Arizona (31), Oct. 25, 2020 (ot)

Fewest First Downs, Both Teams, Game

- 7 Chi. Cardinals (2) vs. Detroit (5), Sept. 15, 1940
- 9 Pittsburgh (1) vs. Bos. Redskins (8), Oct. 27, 1935
- Bos. Redskins (4) vs. Brooklyn (5), Nov. 24, 1935
- N.Y. Giants (3) vs. Detroit (6), Nov. 7, 1943
- Pittsburgh (4) vs. Chi. Cardinals (5), Nov. 11, 1945
- N.Y. Bulldogs (1) vs. Philadelphia (8), Sept. 22, 1949
- 10 Philadelphia (4) vs. Brooklyn (6), Nov. 5, 1944
- N.Y. Giants (4) vs. Washington (6), Dec. 11, 1960

Most First Downs, Rushing, Season

- 188 Bal. Ravens, 2019
- 181 New England, 1978
- 177 L.A. Rams, 1973

Fewest First Downs, Rushing, Season

- 36 Cle. Rams, 1942
- Bos. Yanks, 1944
- 39 Brooklyn, 1943
- 40 Philadelphia, 1940
- Detroit, 1945

Most First Downs, Rushing, Game

- 25 Philadelphia vs. Washington, Dec. 2, 1951
- 23 St.L. Cardinals vs. New Orleans, Oct. 5, 1980
- 21 Cle. Browns vs. Philadelphia, Dec. 13, 1959
- Green Bay vs. Philadelphia, Nov. 11, 1962
- L.A. Rams vs. New Orleans, Nov. 25, 1973
- Pittsburgh vs. Kansas City, Nov. 7, 1976
- New England vs. Denver, Nov. 28, 1976
- Oakland vs. Green Bay, Sept. 17, 1978
- Buffalo vs. Washington, Nov. 3, 1996
- San Francisco vs. Detroit, Dec. 14, 1998
- Kansas City vs. Atlanta, Oct. 24, 2004
- New Orleans vs. Minnesota, Dec. 25, 2020

FIRST DOWNS-NET YARDS**Fewest First Downs, Rushing, Game**

- 0 By many teams. Last time:
 Detroit vs. Carolina, Nov. 22, 2020

Most First Downs, Rushing, Both Teams, Game

- 36 Philadelphia (25) vs. Washington (11), Dec. 2, 1951
 31 Detroit (18) vs. Washington (13), Sept. 30, 1951
 30 L.A. Rams (17) vs. Minnesota (13), Nov. 5, 1961
 New Orleans (17) vs. Green Bay (13), Sept. 9, 1979
 New Orleans (16) vs. San Francisco (14), Nov. 11, 1979
 New England (16) vs. Kansas City (14), Oct. 4, 1981
 Indianapolis (18) vs. Denver (12), Sept. 30, 2007

Fewest First Downs, Rushing, Both Teams, Game

- 1 Oakland (0) vs. Tennessee (1), Sept. 7, 2003
 Carolina (0) vs. Detroit (1), Oct. 16, 2005
 2 Hou. Oilers (0) vs. Denver (2), Dec. 2, 1962
 N.Y. Jets, (1) vs. St.L. Rams (1), Dec. 3, 1995
 Miami (1) vs. S.D. Chargers (1), Dec. 19, 1999
 New Orleans (0) vs. Bal. Ravens (2), Dec. 19, 1999
 Bal. Ravens (0) vs. Tennessee (2), Sept. 18, 2005
 Pittsburgh (1) vs. Bal. Ravens (1), Nov. 5, 2007
 Arizona (1) vs. San Francisco (1), Sept. 13, 2009
 Detroit (1) vs. Jacksonville (1), Nov. 20, 2016
 N.Y. Jets (0) vs. New England (2), Sept. 22, 2019

3 In many games

Most First Downs, Passing, Season

- 293 Denver, 2013
 280 New Orleans, 2011
 272 Detroit, 2012

Fewest First Downs, Passing, Season

- 18 Pittsburgh, 1941
 23 Brooklyn, 1942
 N.Y. Giants, 1944
 24 N.Y. Giants, 1943

Most First Downs, Passing, Game

- 29 N.Y. Giants vs. Cincinnati, Oct. 13, 1985
 Dallas vs. Cle. Browns, Oct. 4, 2020
 28 Tennessee vs. Oakland, Dec. 19, 2004
 27 S.D. Chargers vs. Seattle, Sept. 15, 1985
 Detroit vs. Green Bay, Jan. 1, 2012
 L.A. Rams vs. Tampa Bay, Sept. 29, 2019

Fewest First Downs, Passing, Game

- 0 By many teams. Last time:
 Pittsburgh vs. Tennessee, Sept. 19, 2010

Most First Downs, Passing, Both Teams, Game

- 49 L.A. Rams (27) vs. Tampa Bay (22), Sept. 29, 2019
 47 Detroit (27) vs. Green Bay (20), Jan. 1, 2012
 46 Indianapolis (23) vs. Hou. Texans (23),
 Sept. 30, 2018 (ot)

Fewest First Downs, Passing, Both Teams, Game

- 0 Brooklyn vs. Pittsburgh, Nov. 29, 1942
 1 Green Bay (0) vs. Cle. Rams (1), Sept. 21, 1941
 Pittsburgh (0) vs. Brooklyn (1), Oct. 11, 1942
 N.Y. Giants (0) vs. Detroit (1), Nov. 7, 1943
 Pittsburgh (0) vs. Chi. Cardinals (1), Nov. 11, 1945
 N.Y. Bulldogs (0) vs. Philadelphia (1), Sept. 22, 1949
 Chi. Bears (0) vs. Buffalo (1), Oct. 7, 1979

2 In many games

Most First Downs, Penalty, Season

- 50 New England, 2017
 47 Buffalo, 2002
 Indianapolis, 2004
 Hou. Texans, 2017
 46 N.Y. Giants, 2015
 Chi. Bears, 2018
 Kansas City, 2019

Fewest First Downs, Penalty, Season

- 2 Brooklyn, 1940
 4 Chi. Cardinals, 1940
 N.Y. Giants, 1942, 1944
 Washington, 1944
 Cle. Browns, 1952
 Kansas City, 1969
 5 Brooklyn, 1939
 Chi. Bears, 1939
 Detroit, 1953

ALL-TIME RECORDS

L.A. Rams, 1953

Hou. Oilers, 1982

Most First Downs, Penalty, Game

- 11 Denver vs. Hou. Oilers, Oct. 6, 1985
 10 Dallas vs. Cle. Browns, Nov. 18, 2012 (ot)
 N.Y. Giants vs. Denver, Sept. 15, 2013
 9 Chi. Bears vs. Cle. Browns, Nov. 25, 1951
 Bal. Colts vs. Pittsburgh, Oct. 30, 1977
 N.Y. Jets vs. Hou. Oilers, Sept. 18, 1988
 Dallas vs. Detroit, Nov. 20, 2005
 Atlanta vs. New Orleans, Dec. 7, 2017

Most First Downs, Penalty, Both Teams, Game

- 13 New England (8) vs. Bal. Ravens (5), Sept. 23, 2012
 12 Buffalo (7) vs. San Francisco (5), Oct. 4, 1998
 Detroit (8) vs. Bal. Ravens (4), Oct. 9, 2005
 Dallas (10) vs. Cle. Browns (2), Nov. 18, 2012 (ot)
 Buffalo (6) vs. New England (6), Oct. 30, 2016
 Cincinnati (8) vs. Washington (4), Oct. 30, 2016 (ot)
 Hou. Texans (8) vs. Jacksonville (4), Sept. 10, 2017
 11 Chi. Bears (9) vs. Cle. Browns (2), Nov. 25, 1951
 Cincinnati (8) vs. N.Y. Jets (3), Oct. 6, 1985
 Denver (11) vs. Hou. Oilers (0), Oct. 6, 1985
 Detroit (6) vs. Dallas (5), Nov. 8, 1987
 N.Y. Jets (9) vs. Hou. Oilers (2), Sept. 18, 1988
 Kansas City (8) vs. L.A. Raiders (3), Oct. 3, 1993
 Detroit (6) vs. S.D. Chargers (5), Nov. 11, 1996
 Philadelphia (8) vs. Chi. Bears (3), Nov. 3, 2002
 Arizona (6) vs. St.L. Rams (5), Dec. 3, 2006
 Indianapolis (6) vs. Green Bay (5), Oct. 19, 2008
 Buffalo (8) vs. N.Y. Jets (3), Sept. 22, 2013
 S.D. Chargers (6) vs. Bal. Ravens (5), Nov. 30, 2014
 Oakland (6) vs. Bal. Ravens (5), Sept. 20, 2015
 San Francisco (6) vs. Denver (5), Dec. 9, 2018

NET YARDS GAINED RUSHING AND PASSING**Most Seasons Leading League**

- 12 Chi. Bears, 1932, 1934-35, 1939, 1941-44, 1947,
 1949, 1955-56
 9 L.A./St.L. Rams, 1946, 1950-51, 1954, 1957,
 1973, 1999-2001
 8 S.D. Chargers, 1963, 1965, 1980-83, 1985, 2010

Most Consecutive Seasons Leading League

- 4 Chi. Bears, 1941-44
 S.D. Chargers, 1980-83
 3 Bal. Colts, 1958-60
 Hou. Oilers, 1960-62
 Oakland, 1968-70
 St.L. Rams, 1999-2001
 2 By many teams

Most Yards Gained, Season

- 7,474 New Orleans, 2011
 7,317 Denver, 2013
 7,075 St.L. Rams, 2000

Fewest Yards Gained, Season

- 1,150 Cin. Reds, 1933
 1,443 Chi. Cardinals, 1934
 1,486 Chi. Cardinals, 1933

Most Yards Gained, Game

- 735 L.A. Rams vs. N.Y. Yanks, Sept. 28, 1951
 683 Pittsburgh vs. Chi. Cardinals, Dec. 13, 1958
 682 Chi. Bears vs. N.Y. Giants, Nov. 14, 1943

Fewest Yards Gained, Game

- 7 Seattle vs. L.A. Rams, Nov. 4, 1979
 -5 Denver vs. Oakland, Sept. 10, 1967
 14 Chi. Cardinals vs. Detroit, Sept. 15, 1940

Most Yards Gained, Both Teams, Game

- 1,133 L.A. Rams (636) vs. N.Y. Yanks (497),
 Nov. 19, 1950
 1,125 Detroit (575) vs. Green Bay (550), Jan. 1, 2012
 1,111 Hou. Texans (653) vs. Jacksonville (458),
 Nov. 18, 2012 (ot)

Fewest Yards Gained, Both Teams, Game

- 30 Chi. Cardinals (14) vs. Detroit (16), Sept. 15, 1940
 136 Chi. Cardinals (50) vs. Green Bay (86), Nov. 18, 1934
 154 N.Y. Giants (51) vs. Washington (103), Dec. 11, 1960

ALL-TIME RECORDS**Most Consecutive Games, 400 or More Yards Gained**

- 11 S.D. Chargers, 1982-83
- 10 Denver, 2012-13
- 9 New England, 2006-07

Most Consecutive Games, 300 or More Yards Gained

- 36 Minnesota, 2002-04
- 30 Minnesota, 1999-2000
- St.L. Rams, 2000-02
- New Orleans, 2013-15
- 29 L.A. Rams, 1949-51
- New Orleans, 2008-09
- Denver, 2012-13

RUSHING**Most Seasons Leading League**

- 16 Chi. Bears, 1932, 1934-35, 1939-42, 1951, 1955-56, 1968, 1977, 1983-86
- 9 Buffalo, 1962, 1964, 1973, 1975, 1982, 1991-92, 2015-16
- 6 Cle. Browns, 1958-59, 1963, 1965-67
- San Francisco, 1952-54, 1987, 1998-99
- Dal. Texans/K.C. Chiefs, 1961, 1966, 1968-69, 1995, 2010

Most Consecutive Seasons Leading League

- 4 Chi. Bears, 1939-42
- Chi. Bears, 1983-86
- 3 Detroit, 1936-38
- San Francisco, 1952-54
- Cle. Browns, 1965-67
- Atlanta, 2004-06
- 2 By many teams

ATTEMPTS**Most Rushing Attempts, Season**

- 681 Oakland, 1977
- 674 Chi. Bears, 1984
- 671 New England, 1978

Fewest Rushing Attempts, Season

- 211 Philadelphia, 1982
- 219 San Francisco, 1982
- 225 Hou. Oilers, 1982

Most Rushing Attempts, Game

- 72 Chi. Bears vs. Brooklyn, Oct. 20, 1935
- 70 Chi. Cardinals vs. Green Bay, Dec. 5, 1948
- 69 Chi. Cardinals vs. Green Bay, Dec. 6, 1936
- Kansas City vs. Cincinnati, Sept. 3, 1978

Fewest Rushing Attempts, Game

- 5 Tampa Bay vs. New Orleans, Nov. 8, 2020
- 6 Chi. Cardinals vs. Bos. Redskins, Oct. 22, 1933
- New England vs. Pittsburgh, Oct. 31, 2004
- Arizona vs. Minnesota, Nov. 26, 2006
- Minnesota vs. Buffalo, Sept. 23, 2018
- 7 Oakland vs. Buffalo, Oct. 5, 1963
- Hou. Oilers vs. N.Y. Giants, Dec. 8, 1985
- Seattle vs. L.A. Raiders, Nov. 17, 1991
- Green Bay vs. Miami, Sept. 11, 1994
- Detroit vs. Minnesota, Dec. 2, 2007
- Arizona vs. Minnesota, Dec. 14, 2008
- Chi. Bears vs. New Orleans, Oct. 20, 2019

Most Rushing Attempts, Both Teams, Game

- 108 Chi. Cardinals (70) vs. Green Bay (38), Dec. 5, 1948
- 105 Oakland (62) vs. Atlanta (43), Nov. 30, 1975 (ot)
- 104 Chi. Bears (64) vs. Pittsburgh (40), Oct. 18, 1936

Fewest Rushing Attempts, Both Teams, Game

- 16 Chi. Cardinals (6) vs. Bos. Redskins (10), Oct. 22, 1933
- 30 Minnesota (15) vs. New England (15), Oct. 30, 2006
- 31 Green Bay (12) vs. Pittsburgh (19), Dec. 20, 2009
- Chi. Bears (8) vs. Detroit (23), Nov. 27, 2014
- Atlanta (13) vs. Tampa Bay (18), Dec. 20, 2020

YARDS GAINED**Most Yards Gained Rushing, Season**

- 3,296 Bal. Ravens, 2019
- 3,165 New England, 1978
- 3,088 Buffalo, 1973

NET YARDS-RUSHING**Fewest Yards Gained Rushing, Season**

- 298 Philadelphia, 1940
- 467 Detroit, 1946
- 471 Bos. Yanks, 1944

Most Yards Gained Rushing, Game

- 426 Detroit vs. Pittsburgh, Nov. 4, 1934
- 423 N.Y. Giants vs. Bal. Colts, Nov. 19, 1950
- 420 Bos. Redskins vs. N.Y. Giants, Oct. 8, 1933

Fewest Yards Gained Rushing, Game

- 53 Detroit vs. Chi. Cardinals, Oct. 17, 1943
- 36 Philadelphia vs. Chi. Bears, Nov. 19, 1939
- 33 Brooklyn vs. Phil-Pitt, Oct. 2, 1943

Most Yards Gained Rushing, Both Teams, Game

- 595 L.A. Rams (371) vs. N.Y. Yankees (224), Nov. 18, 1951
- 574 Chi. Bears (396) vs. Pittsburgh (178), Oct. 10, 1934
- 558 Bos. Redskins (420) vs. N.Y. Giants (138), Oct. 8, 1933

Fewest Yards Gained Rushing, Both Teams, Game

- 15 Detroit (-53) vs. Chi. Cardinals (38), Oct. 17, 1943
- 4 Detroit (-10) vs. Chi. Cardinals (14), Sept. 15, 1940
- 45 S.D. Chargers (21) vs. Philadelphia (24), Oct. 23, 2005

AVERAGE GAIN**Highest Average Gain, Rushing, Season**

- 5.74 Cle. Browns, 1963
- 5.65 San Francisco, 1954
- 5.56 S.D. Chargers, 1963

Lowest Average Gain, Rushing, Season

- 0.94 Philadelphia, 1940
- 1.45 Bos. Yanks, 1944
- 1.55 Pittsburgh, 1935

TOUCHDOWNS**Most Touchdowns, Rushing, Season**

- 36 Green Bay, 1962
- 33 Pittsburgh, 1976
- 32 Kansas City, 2003
- S.D. Chargers, 2006

Fewest Touchdowns, Rushing, Season

- 1 Brooklyn, 1934
- 2 Chi. Cardinals, 1933
- Cin. Reds, 1933
- Pittsburgh, 1934
- Philadelphia, 1935
- Philadelphia, 1936
- Philadelphia, 1937
- Philadelphia, 1938
- Pittsburgh, 1940
- Philadelphia, 1972
- N.Y. Jets, 1995
- Arizona, 2005
- 3 By many teams

Most Touchdowns, Rushing, Game

- 9 Rock Island vs. Evansville, Oct. 15, 1922
- Racine vs. Louisville, Nov. 5, 1922
- 8 Chi. Cardinals vs. Rochester, Oct. 7, 1923
- Kansas City vs. Atlanta, Oct. 24, 2004
- 7 By many teams

Most Touchdowns, Rushing, Both Teams, Game

- 9 Rock Island (9) vs. Evansville (0), Oct. 15, 1922
- Racine (9) vs. Louisville (0), Nov. 5, 1922
- Bal. Ravens (5) vs. Cle. Browns (4), Dec. 14, 2020
- New Orleans (7) vs. Minnesota (2), Dec. 25, 2020
- 8 Chi. Cardinals (8) vs. Rochester (0), Oct. 7, 1923
- Canton (7) vs. Cle. Indians (1), Nov. 25, 1923
- L.A. Rams (6) vs. N.Y. Yanks (2), Nov. 18, 1951
- Chi. Bears (5) vs. Green Bay (3), Nov. 6, 1955
- Denver (5) vs. Kansas City (3), Dec. 7, 2003
- Kansas City (8) vs. Atlanta (0), Oct. 24, 2004
- 7 In many games

PASSING**PASSING****ATTEMPTS****Most Passes Attempted, Season**

- 740 Detroit, 2012
- 709 Minnesota, 1981
- 699 New England, 1994

Fewest Passes Attempted, Season

- 102 Cin. Reds, 1933
- 106 Bos. Redskins, 1933
- 120 Detroit, 1937

Most Passes Attempted, Game

- 70 New England vs. Minnesota, Nov. 13, 1994 (ot)
- Detroit vs. Arizona, Oct. 11, 2015
- 69 N.Y. Jets vs. Bal. Ravens, Dec. 24, 2000
- 68 Hou. Oilers vs. Buffalo, Nov. 1, 1964
- Cincinnati vs. Pittsburgh, Dec. 30, 2001 (ot)
- L.A. Rams vs. Tampa Bay, Sept. 29, 2019

Fewest Passes Attempted, Game

- 0 Green Bay vs. Portsmouth, Oct. 8, 1933
- Detroit vs. Cle. Rams, Sept. 10, 1937
- Pittsburgh vs. Brooklyn, Nov. 16, 1941
- Pittsburgh vs. L.A. Rams, Nov. 13, 1949
- Cle. Browns vs. Philadelphia, Dec. 3, 1950

Most Passes Attempted, Both Teams, Game

- 112 New England (70) vs. Minnesota (42), Nov. 13, 1994 (ot)
- 110 Denver (57) vs. New England (53), Nov. 2, 2014
- 109 Detroit (61) vs. Hou. Texans (48), Nov. 22, 2012 (ot)
- L.A. Rams (68) vs. Tampa Bay (41), Sept. 29, 2019

Fewest Passes Attempted, Both Teams, Game

- 4 Chi. Cardinals (1) vs. Detroit (3), Nov. 3, 1935
- Detroit (0) vs. Cle. Rams (4), Sept. 10, 1937
- 6 Chi. Cardinals (2) vs. Detroit (4), Sept. 15, 1940
- 8 Brooklyn (2) vs. Philadelphia (6), Oct. 1, 1939

COMPLETIONS**Most Passes Completed, Season**

- 472 New Orleans, 2011
- New Orleans, 2016
- 461 Denver, 2013
- 460 New Orleans, 2015

Fewest Passes Completed, Season

- 25 Cin. Reds, 1933
- 33 Bos. Redskins, 1933
- 34 Chi. Cardinals, 1934

Most Passes Completed, Game

- 45 New England vs. Minnesota, Nov. 13, 1994 (ot)
- L.A. Rams vs. Tampa Bay, Sept. 29, 2019
- 44 Pittsburgh vs. Bal. Ravens, Dec. 10, 2017
- 43 Washington vs. Detroit, Nov. 4, 1990 (ot)
- Oakland vs. Pittsburgh, Sept. 15, 2002
- Detroit vs. Tennessee, Sept. 23, 2012 (ot)
- Hou. Texans vs. Jacksonville, Nov. 18, 2012 (ot)
- S.D. Chargers vs. Green Bay, Oct. 18, 2015

Fewest Passes Completed, Game

- 0 By many teams. Last time: Buffalo vs. N.Y. Jets, Sept. 29, 1974

Most Passes Completed, Both Teams, Game

- 73 L.A. Rams (45) vs. Tampa Bay (28), Sept. 29, 2019
- 72 Detroit (43) vs. Tennessee (29), Sept. 23, 2012 (ot)
- Indianapolis (38) vs. New England (34), Oct. 4, 2018
- 71 New England (45) vs. Minnesota (26), Nov. 13, 1994 (ot)

Fewest Passes Completed, Both Teams, Game

- 1 Chi. Cardinals (0) vs. Philadelphia (1), Nov. 8, 1936
- Detroit (0) vs. Cle. Rams (1), Sept. 10, 1937
- Chi. Cardinals (0) vs. Detroit (1), Sept. 15, 1940
- Brooklyn (0) vs. Pittsburgh (1), Nov. 29, 1942
- 2 Chi. Cardinals (0) vs. Detroit (2), Nov. 3, 1935
- Buffalo (0) vs. N.Y. Jets (2), Sept. 29, 1974
- Chi. Cardinals (0) vs. Green Bay (2), Nov. 18, 1934
- 3 In seven games

ALL-TIME RECORDS**YARDS GAINED****Most Seasons Leading League, Passing Yardage**

- 11 L.A./S.D. Chargers, 1965, 1968, 1971, 1978-83, 1985, 2017
- 9 Ind./Bal. Colts, 1957, 1959, 1960, 1963, 1976, 2003-04, 2010, 2014
- 8 Chi. Bears, 1932, 1939, 1941, 1943, 1945, 1949, 1954, 1964
- Washington, 1938, 1940, 1944, 1947-48, 1967, 1974, 1989

Most Consecutive Seasons Leading League, Passing Yardage

- 6 S.D. Chargers, 1978-83
- 4 Green Bay, 1934-37
- 3 Miami, 1986-88
- Hou. Oilers, 1990-92
- St.L. Rams, 1999-2001

Most Yards Gained, Passing, Season

- 5,444 Denver, 2013
- 5,347 New Orleans, 2011
- 5,232 St.L. Rams, 2000

Fewest Yards Gained, Passing, Season

- 302 Chi. Cardinals, 1934
- 357 Cin. Reds, 1933
- 459 Bos. Redskins, 1934

Most Yards Gained Passing, Game

- 554 L.A. Rams vs. N.Y. Yankees, Sept. 28, 1951
- 530 Minnesota vs. Bal. Colts, Sept. 28, 1969
- 522 Pittsburgh vs. Indianapolis, Oct. 26, 2014

Fewest Yards Gained, Passing, Game

- 53 Denver vs. Oakland, Sept. 10, 1967
- 52 Cincinnati vs. Hou. Oilers, Oct. 31, 1971
- 39 Atlanta vs. San Francisco, Oct. 23, 1976

Most Yards Gained, Passing, Both Teams, Game

- 971 Detroit (502) vs. Green Bay (469), Jan. 1, 2012
- 907 Pittsburgh (522) vs. Indianapolis (385), Oct. 26, 2014
- 906 New England (516) vs. Miami (390), Sept. 12, 2011

Fewest Yards Gained, Passing, Both Teams, Game

- 11 Green Bay (-10) vs. Dallas (-1), Oct. 24, 1965
- 1 Chi. Cardinals (0) vs. Philadelphia (1), Nov. 8, 1936
- 7 Brooklyn (0) vs. Pittsburgh (7), Nov. 29, 1942

TIMES SACKED**Most Seasons Leading League, Fewest Times Sacked**

- 10 Miami, 1973, 1982-90
- 8 Ind./Bal. Colts, 1999-2000, 2004-06, 2009-10, 2018
- 5 N.Y. Jets, 1965-66, 1968, 1993, 2000
- L.A./S.D. Chargers, 1963-64, 1967, 1968, 2017

Most Consecutive Seasons Leading League, Fewest Times Sacked

- 9 Miami, 1982-90
- 3 St.L. Cardinals, 1974-76
- Indianapolis, 2004-06
- 2 By many teams

Most Times Sacked, Season

- 104 Philadelphia, 1986
- 78 Arizona, 1997
- 76 Hou. Texans, 2002

Fewest Times Sacked, Season

- 7 Miami, 1988
- 8 San Francisco, 1970
- St.L. Cardinals, 1975
- 9 N.Y. Jets, 1966
- Washington, 1991

Most Times Sacked, Game

- 12 Pittsburgh vs. Dallas, Nov. 20, 1966
- Bal. Colts vs. St.L. Cardinals, Oct. 26, 1980
- Detroit vs. Chi. Bears, Dec. 16, 1984
- Hou. Oilers vs. Dallas, Sept. 29, 1985
- Philadelphia vs. N.Y. Giants, Sept. 30, 2007
- 11 St.L. Cardinals vs. N.Y. Giants, Nov. 1, 1964
- L.A. Rams vs. Bal. Colts, Nov. 22, 1964
- Denver vs. Buffalo, Dec. 13, 1964
- Green Bay vs. Detroit, Nov. 7, 1965
- Buffalo vs. Oakland, Oct. 15, 1967
- Denver vs. Oakland, Nov. 5, 1967
- Atlanta vs. St.L. Cardinals, Nov. 24, 1968

ALL-TIME RECORDS

- Detroit vs. Dallas, Oct. 6, 1975
 Philadelphia vs. St.L. Cardinals, Dec. 18, 1983
 Cle. Browns vs. Kansas City, Sept. 30, 1984
 Minnesota vs. Chi. Bears, Oct. 28, 1984
 Atlanta vs. Cle. Browns, Nov. 18, 1984
 Dallas vs. S.D. Chargers, Nov. 16, 1986
 Philadelphia vs. Detroit, Nov. 16, 1986
 Philadelphia vs. L.A. Raiders, Nov. 30, 1986 (ot)
 L.A. Raiders vs. Seattle, Dec. 8, 1986
 N.Y. Jets vs. Dallas, Oct. 4, 1987
 Philadelphia vs. Chi. Bears, Oct. 4, 1987
 Dallas vs. Philadelphia, Sept. 15, 1991
 Cle. Browns vs. Indianapolis, Sept. 6, 1992
 N.Y. Jets vs. S.D. Chargers, Dec. 23, 2012
 Tennessee vs. Bal. Ravens, Oct. 14, 2018
 10 By many teams
- Most Times Sacked, Both Teams, Game**
 18 Green Bay (10) vs. S.D. Chargers (8), Sept. 24, 1978
 17 Buffalo (10) vs. N.Y. Titans (7), Nov. 23, 1961
 Pittsburgh (12) vs. Dallas (5), Nov. 20, 1966
 Atlanta (9) vs. Philadelphia (8), Dec. 16, 1984
 Philadelphia (11) vs. L.A. Raiders (6), Nov. 30, 1986 (ot)
 16 L.A. Rams (11) vs. Bal. Colts (5), Nov. 22, 1964
 Buffalo (11) vs. Oakland (5), Oct. 15, 1967

COMPLETION PERCENTAGE

- Most Seasons Leading League, Completion Percentage**
 14 San Francisco, 1952, 1957-58, 1965, 1981, 1983, 1987, 1989, 1992-97
 12 Washington, 1937, 1939-40, 1942-45, 1947-48, 1969-70, 2015
 9 New Orleans, 1978, 2009-11, 2014, 2017-20
- Most Consecutive Seasons Leading League, Completion Percentage**
 6 San Francisco, 1992-97
 4 Washington, 1942-45
 Kansas City, 1966-69
 New Orleans, 2017-20
 3 Cle. Browns, 1953-55
 St.L. Rams, 1999-2001
 New Orleans, 2009-11
- Highest Completion Percentage, Season**
 73.41 New Orleans, 2018 (381-519)
 72.01 New Orleans, 2017 (386-536)
 71.94 New Orleans, 2019 (581-418)
- Lowest Completion Percentage, Season**
 22.9 Philadelphia, 1936 (170-39)
 24.5 Cin. Reds, 1933 (102-25)
 25.0 Pittsburgh, 1941 (168-42)

TOUCHDOWNS

- Most Touchdowns, Passing, Season**
 55 Denver, 2013
 51 Indianapolis, 2004
 Green Bay, 2011
 50 New England, 2007
 Kansas City, 2018
- Fewest Touchdowns, Passing, Season**
 0 Cin. Reds, 1933
 Pittsburgh, 1945
 1 Bos. Braves, 1932
 Bos. Redskins, 1933
 Chi. Cardinals, 1934
 Cin. Reds/St.L. Gunners, 1934
 Detroit, 1942
 2 Chi. Cardinals, 1932
 Staten Island, 1932
 Chi. Cardinals, 1935
 Brooklyn, 1936
 Pittsburgh, 1942
- Most Touchdowns, Passing, Game**
 7 Chi. Bears vs. N.Y. Giants, Nov. 14, 1943
 Philadelphia vs. Washington, Oct. 17, 1954
 Hou. Oilers vs. N.Y. Titans, Nov. 19, 1961
 Hou. Oilers vs. N.Y. Titans, Oct. 14, 1962
 N.Y. Giants vs. Washington, Oct. 28, 1962

PASSING-PUNTING

- Minnesota vs. Bal. Colts, Sept. 28, 1969
 S.D. Chargers vs. Oakland, Nov. 22, 1981
 Denver vs. Bal. Ravens, Sept. 5, 2013
 Philadelphia vs. Oakland, Nov. 3, 2013
 New Orleans vs. N.Y. Giants, Nov. 1, 2015
 6 By many teams
- Most Touchdowns, Passing, Both Teams, Game**
 13 New Orleans (7) vs. N.Y. Giants (6), Nov. 1, 2015
 12 New Orleans (6) vs. St.L. Cardinals (6), Nov. 2, 1969
 11 N.Y. Giants (7) vs. Washington (4), Oct. 28, 1962
 Oakland (6) vs. Hou. Oilers (5), Dec. 22, 1963
 Cincinnati (6) vs. Cle. Browns, (5), Sept. 16, 2007
 Green Bay (6) vs. Detroit (5), Jan. 1, 2012

PASSES HAD INTERCEPTED

- Most Passes Had Intercepted, Season**
 48 Hou. Oilers, 1962
 45 Denver, 1961
 41 Card-Pitt, 1944
- Fewest Passes Had Intercepted, Season**
 2 New England, 2016
 4 Green Bay, 2018
 Green Bay, 2019
 5 Cle. Browns, 1960
 Green Bay, 1966
 Kansas City, 1990
 N.Y. Giants, 1990
 New England, 2010
 San Francisco, 2011
 Minnesota, 2016
 Kansas City, 2019
 Green Bay, 2020

Most Passes Had Intercepted, Game

- 9 Detroit vs. Green Bay, Oct. 24, 1943
 Pittsburgh vs. Philadelphia, Dec. 12, 1965
 8 Green Bay vs. N.Y. Giants, Nov. 21, 1948
 Chi. Cardinals vs. Philadelphia, Sept. 24, 1950
 N.Y. Yanks vs. N.Y. Giants, Dec. 16, 1951
 Denver vs. Hou. Oilers, Dec. 2, 1962
 Chi. Bears vs. Detroit, Sept. 22, 1968
 Bal. Colts vs. N.Y. Jets, Sept. 23, 1973
 7 By many teams. Last time: Detroit vs. Cle. Browns, Sept. 23, 2001
- Most Passes Had Intercepted, Both Teams, Game**
 13 Denver (8) vs. Hou. Oilers (5), Dec. 2, 1962
 11 Philadelphia (7) vs. Bos. Redskins (4), Nov. 3, 1935
 Bos. Redskins (6) vs. Pittsburgh (5), Dec. 1, 1935
 Cle. Rams (7) vs. Green Bay (4), Oct. 30, 1938
 Green Bay (7) vs. Detroit (4), Oct. 20, 1940
 Detroit (7) vs. Chi. Bears (4), Nov. 22, 1942
 Detroit (7) vs. Cle. Rams (4), Nov. 26, 1944
 Chi. Cardinals (8) vs. Philadelphia (3), Sept. 24, 1950
 Washington (7) vs. N.Y. Giants (4), Dec. 8, 1963
 Pittsburgh (9) vs. Philadelphia (2), Dec. 12, 1965
 10 In many games

PUNTING

- Most Seasons Leading League (Average Distance)**
 9 Oakland, 1974-75, 1977-78, 2003-04, 2007, 2009, 2013
 8 Washington, 1940-43, 1945, 1958, 2014, 2019
 7 Denver 1962-64, 1966-67, 1982, 1999
 L.A./St.L. Rams, 1946, 1949, 1955-56, 1994, 2008, 2015
- Most Consecutive Seasons Leading League (Average Distance)**
 4 Washington, 1940-43
 3 Cle. Browns, 1950-52
 Denver, 1962-64
 Kansas City, 1971-73
- Most Punts, Season**
 116 Hou. Texans, 2002
 114 Chi. Bears, 1981
 113 Bos. Redskins, 1934
 Brooklyn, 1934
 Dallas, 2002

PUNT RETURNS**Fewest Punts, Season**

- 23 S.D. Chargers, 1982
- 31 Cincinnati, 1982
- 32 Chi. Bears, 1941

Most Punts, Game

- 17 Chi. Bears vs. Green Bay, Oct. 22, 1933
- Cin. Reds vs. Pittsburgh, Oct. 22, 1933
- 16 Cin. Reds vs. Portsmouth, Sept. 17, 1933
- Chi. Cardinals vs. Chi. Bears, Nov. 30, 1933
- Chi. Cardinals vs. Detroit, Sept. 15, 1940
- Oakland vs. S.D. Chargers, Oct. 11, 1998
- 15 Chi. Cardinals vs. Cin. Reds, Nov. 12, 1933
- N.Y. Giants vs. Chi. Bears, Nov. 17, 1935
- Philadelphia vs. N.Y. Giants, Dec. 6, 1987 (ot)

Fewest Punts, Game

- 0 By many teams. Last time:
Tampa Bay vs. Atlanta, Jan. 3, 2021

Most Punts, Both Teams, Game

- 31 Chi. Bears (17) vs. Green Bay (14), Oct. 22, 1933
- Cin. Reds (17), vs. Pittsburgh (14), Oct. 22, 1933
- 29 Chi. Cardinals (15) vs. Cin. Reds (14), Nov. 12, 1933
- Chi. Cardinals (16) vs. Chi. Bears (13), Nov. 30, 1933
- Chi. Cardinals (16) vs. Detroit (13), Sept. 15, 1940
- 28 Philadelphia (14) vs. Washington (14), Nov. 5, 1939

Fewest Punts, Both Teams, Game

- 0 Buffalo vs. San Francisco, Sept. 13, 1992
- Chi. Bears vs. Green Bay, Sept. 28, 2014
- New Orleans vs. Green Bay, Oct. 26, 2014
- 1 Bal. Colts (0) vs. Cle. Browns (1), Nov. 1, 1959
- Dal. Cowboys (0) vs. Cle. Browns (1), Dec. 3, 1961
- Chi. Bears (0) vs. Detroit (1), Oct. 1, 1972
- San Francisco (0) vs. N.Y. Giants (1), Oct. 15, 1972
- Green Bay (0) vs. Buffalo (1), Dec. 5, 1982
- Miami (0) vs. Buffalo (1), Oct. 12, 1986
- Green Bay (0) vs. Chi. Bears (1), Dec. 17, 1989
- Oakland (0) vs. Seattle (1), Dec. 5, 1999
- Tampa Bay (0) vs. Minnesota (1), Oct. 29, 2000
- New Orleans (0) vs. San Francisco (1), Oct. 20, 2002
- S.D. Chargers (0) vs. Oakland (1), Jan. 1, 2012
- Denver (0) vs. Dallas (1), Oct. 6, 2013
- New England (0) vs. Kansas City (1), Oct. 14, 2018
- San Francisco (0) vs. N.Y. Giants (1), Sept. 27, 2020
- Cincinnati (0) vs. Cle. Browns (1), Oct. 25, 2020
- New Orleans (0) vs. Carolina (1), Oct. 25, 2020
- Tampa Bay (0) vs. Atlanta (1), Jan. 3, 2021
- 2 In many games

AVERAGE YARDAGE**Highest Avg. Distance, Punting, Season**

- 51.1 Oakland, 2009
- 50.9 San Francisco, 2011
- 50.8 Buffalo, 2020

Lowest Average Distance, Punting, Season

- 32.7 Card-Pitt, 1944 (60-1,964)
- 33.8 Cincinnati, 1986 (59-1,996)
- 33.9 Detroit, 1969 (74-2,510)

PUNT RETURNS**Most Seasons Leading League (Average Return)**

- 10 Detroit, 1943-45, 1951-52, 1962, 1966, 1969, 1991, 2017
- 7 Ari./St.L./Chi. Cardinals, 1948-49, 1955-56, 1959, 1986-87
- K.C. Chiefs/Dal. Texans, 1960, 1968, 1970, 1979-80, 2003, 2016
- 6 Green Bay, 1950, 1953-54, 1961, 1972, 1996

Most Consecutive Seasons Leading League (Average Return)

- 3 Detroit, 1943-45
- 2 By many teams

Most Punt Returns, Season

- 71 Pittsburgh, 1976
- Tampa Bay, 1979
- L.A. Raiders, 1985
- 67 Pittsburgh, 1974
- L.A. Rams, 1978
- L.A. Raiders, 1984

ALL-TIME RECORDS

- 65 San Francisco, 1976

Fewest Punt Returns, Season

- 10 N.Y. Jets, 2020
- 11 Green Bay, 2020
- 12 Bal. Colts, 1981
- S.D. Chargers, 1982

Most Punt Returns, Game

- 12 Philadelphia vs. Cle. Browns, Dec. 3, 1950
- 11 Chi. Bears vs. Chi. Cardinals, Oct. 8, 1950
- Washington vs. Tampa Bay, Oct. 9, 1977
- 10 Philadelphia vs. N.Y. Giants, Nov. 26, 1950
- Philadelphia vs. Tampa Bay, Sept. 18, 1977
- Pittsburgh vs. Buffalo, Dec. 16, 1979
- Washington vs. New Orleans, Dec. 26, 1982
- Philadelphia vs. Seattle, Dec. 13, 1992 (ot)
- New England vs. Pittsburgh, Dec. 5, 1993

Most Punt Returns, Both Teams, Game

- 17 Philadelphia (12) vs. Cle. Browns (5), Dec. 3, 1950
- 16 N.Y. Giants (9) vs. Philadelphia (7), Dec. 12, 1954
- Washington (11) vs. Tampa Bay (5), Oct. 9, 1977
- Oakland (8) vs. S.D. Chargers (8), Oct. 11, 1998
- 15 Detroit (8) vs. Cle. Rams (7), Sept. 27, 1942
- L.A. Rams (8) vs. Bal. Colts (7), Nov. 27, 1966
- Pittsburgh (8) vs. Hou. Oilers (7), Dec. 1, 1974
- Philadelphia (10) vs. Tampa Bay (5), Sept. 18, 1977
- Bal. Colts (9) vs. Kansas City (6), Sept. 2, 1979
- Washington (10) vs. New Orleans (5), Dec. 26, 1982
- L.A. Raiders (8) vs. Cle. Browns (7), Nov. 16, 1986

FAIR CATCHES**Most Fair Catches, Season**

- 38 N.Y. Jets, 2012
- 37 Detroit, 2014
- 36 San Francisco, 2016

Fewest Fair Catches, Season

- 0 S.D. Chargers, 1975
- New England, 1976
- Tampa Bay, 1976
- Pittsburgh, 1977
- Dallas, 1982
- 1 Cle. Browns, 1974
- San Francisco, 1975
- Kansas City, 1976
- St.L. Cardinals, 1976
- S.D. Chargers, 1976
- L.A. Rams, 1982
- St.L. Cardinals, 1982
- Tampa Bay, 1982
- Arizona, 2001
- Atlanta, 2019

- 2 By many teams

Most Fair Catches, Game

- 7 Minnesota vs. Dallas, Sept. 25, 1966
- N.Y. Jets vs. Miami, Nov. 20, 1966
- Detroit vs. Chi. Bears, Nov. 21, 1976
- Philadelphia vs. Buffalo, Dec. 27, 1987
- Tennessee vs. Jacksonville, Nov. 16, 2008
- N.Y. Giants vs. Philadelphia, Dec. 28, 2014
- San Francisco vs. L.A. Rams, Sept. 12, 2016
- 6 By many teams

YARDS GAINED**Most Yards, Punt Returns, Season**

- 875 Green Bay, 1996
- 785 L.A. Raiders, 1985
- 781 Chi. Bears, 1948

Fewest Yards, Punt Returns, Season

- 27 St.L. Cardinals, 1965
- 35 N.Y. Giants, 1965
- 37 New England, 1972

Most Yards, Punt Returns, Game

- 231 Detroit vs. San Francisco, Oct. 6, 1963
- 225 Oakland vs. Buffalo, Sept. 15, 1968
- 219 L.A. Rams vs. Atlanta, Oct. 11, 1981

ALL-TIME RECORDS**PUNT RETURNS-KICKOFF RETURNS****Fewest Yards, Punt Returns, Game**

- 28 Washington vs. Dallas, Dec. 11, 1966
- 23 N.Y. Giants vs. Buffalo, Oct. 20, 1975
- Pittsburgh vs. Hou. Oilers, Sept. 20, 1970
- 20 New Orleans vs. Pittsburgh, Oct. 20, 1968

Most Yards, Punt Returns, Both Teams, Game

- 282 L.A. Rams (219) vs. Atlanta (63), Oct. 11, 1981
- 245 Detroit (231) vs. San Francisco (14), Oct. 6, 1963
- 244 Oakland (225) vs. Buffalo (19), Sept. 15, 1968

Fewest Yards, Punt Returns, Both Teams, Game

- 18 Buffalo (-18) vs. Pittsburgh (0), Oct. 29, 1972
- 14 Miami (-14) vs. Bos. Patriots (0), Nov. 30, 1969
- Tennessee (-14) vs. New Orleans (0), Sept. 21, 2003
- 13 N.Y. Giants (-13) vs. Cle. Browns (0), Nov. 14, 1965

AVERAGE YARDS RETURNING PUNTS**Highest Average, Punt Returns, Season**

- 20.2 Chi. Bears, 1941
- 19.1 Chi. Cardinals, 1948
- 18.2 Chi. Cardinals, 1949

Lowest Average, Punt Returns, Season

- 1.2 St.L. Cardinals, 1965 (23-27)
- 1.5 N.Y. Giants, 1965 (24-35)
- 1.7 Washington, 1970 (27-45)

TOUCHDOWNS RETURNING PUNTS**Most Touchdowns, Punt Returns, Season**

- 5 Chi. Cardinals, 1959
- 4 Chi. Cardinals, 1948
- Detroit, 1951
- N.Y. Giants, 1951
- Denver, 1976
- Chi. Bears, 2007
- Arizona, 2011
- 3 Washington, 1941
- Detroit, 1952
- Pittsburgh, 1952
- Hou. Oilers, 1975
- L.A. Rams, 1981
- Cle. Browns, 1993
- Green Bay, 1996
- Denver, 1997
- S.D. Chargers, 1997
- Chi. Bears, 2006
- Tennessee, 2006
- New Orleans, 2008
- Oakland, 2008
- Chi. Bears, 2010
- Dallas, 2010
- Tennessee, 2012

Most Touchdowns, Punt Returns, Game

- 2 Detroit vs. L.A. Rams, Oct. 14, 1951
- Detroit vs. Green Bay, Nov. 22, 1951
- Chi. Cardinals vs. Pittsburgh, Nov. 1, 1959
- Chi. Cardinals vs. N.Y. Giants, Nov. 22, 1959
- N.Y. Titans vs. Denver, Sept. 24, 1961
- Denver vs. Cle. Browns, Sept. 26, 1976
- L.A. Rams vs. Atlanta, Oct. 11, 1981
- St.L. Cardinals vs. Tampa Bay, Dec. 21, 1986
- L.A. Rams vs. Atlanta, Dec. 27, 1992
- Cle. Browns vs. Pittsburgh, Oct. 24, 1993
- S.D. Chargers vs. Cincinnati, Nov. 2, 1997
- Denver vs. Carolina, Nov. 9, 1997
- Bal. Ravens vs. Seattle, Dec. 7, 1997
- Bal. Ravens vs. N.Y. Jets, Dec. 24, 2000
- Oakland vs. Tennessee, Sept. 29, 2002
- Carolina vs. Cincinnati, Dec. 8, 2002
- Detroit at Jacksonville, Nov. 14, 2004 (ot)
- New Orleans vs. Minnesota, Oct. 6, 2008
- Tennessee vs. Jacksonville, Dec. 30, 2012
- Indianapolis vs. Carolina, Dec. 22, 2019

Most Touchdowns, Punt Returns, Both Teams, Game

- 2 Philadelphia (1) vs. Washington (1), Nov. 9, 1952
- Kansas City (1) vs. Buffalo (1), Sept. 11, 1966
- Bal. Colts (1) vs. New England (1), Nov. 18, 1979

- L.A. Raiders (1) vs. Philadelphia (1), Nov. 30, 1986 (ot)
- Cincinnati (1) vs. Green Bay (1), Sept. 20, 1992
- Oakland (1) vs. Seattle (1), Nov. 15, 1998
- Atlanta (1) vs. Tennessee (1), Nov. 23, 2003
- S.D. Chargers (1) vs. Denver (1), Oct. 19, 2009
- St.L. Rams (1) vs. Arizona (1), Nov. 27, 2011
- St.L. Rams (1) vs. Seattle (1), Sept. 13, 2015 (ot)

(Also see previous record)

KICKOFF RETURNS**Most Seasons Leading League (Average Return)**

- 8 Washington, 1942, 1947, 1962-63, 1973-74, 1981, 1995
- 7 Chi. Bears, 1943, 1948, 1958, 1966, 1972, 1985, 2019
- 6 N.Y. Giants, 1944, 1946, 1949, 1951, 1953, 2004
- Hou. Oilers/Tenn. Titans, 1960, 1962-63, 1968, 2008, 2018

Most Consecutive Seasons Leading League (Average Return)

- 3 Denver, 1965-67
- 2 By many teams

Most Kickoff Returns, Season

- 96 Detroit, 2009
- 89 Cle. Browns, 1999
- 88 New Orleans, 1980

Fewest Kickoff Returns, Season

- 12 Miami, 2020
- 13 Dallas, 2018
- 14 Hou. Texans, 2019

Most Kickoff Returns, Game

- 12 N.Y. Giants vs. Washington, Nov. 27, 1966
- 11 Kansas City vs. Buffalo, Nov. 23, 2008
- 10 By many teams

Most Kickoff Returns, Both Teams, Game

- 19 N.Y. Giants (12) vs. Washington (7), Nov. 27, 1966
- Cle. Browns (10) vs. Cincinnati (9), Nov. 28, 2004
- 18 Hou. Oilers (10) vs. Oakland (8), Dec. 22, 1963
- 17 Washington (9) vs. Green Bay (8), Oct. 17, 1983
- S.D. Chargers (9) vs. Pittsburgh (8), Dec. 8, 1985
- Detroit (9) vs. Green Bay (8), Nov. 27, 1986
- L.A. Raiders (9) vs. Seattle (8), Dec. 18, 1988
- Oakland (10) vs. Seattle (7), Oct. 26, 1997
- Buffalo (9) vs. Minnesota (8), Sept. 15, 2002 (ot)
- Cincinnati (10) vs. Cle. Browns (7), Sept. 16, 2007
- Kansas City (11) vs. Buffalo (6), Nov. 23, 2008

YARDS GAINED**Most Yards, Kickoff Returns, Season**

- 2,296 Arizona, 2000
- 2,173 Hou. Texans, 2005
- 2,084 Arizona, 2010

Fewest Yards, Kickoff Returns, Season

- 215 Miami, 2020
- 282 N.Y. Giants, 1940
- 283 Dallas, 2018

Most Yards, Kickoff Returns, Game

- 367 Bal. Ravens vs. Minnesota, Dec. 13, 1998
- 362 Detroit vs. L.A. Rams, Oct. 29, 1950
- 304 Chi. Bears vs. Green Bay, Nov. 9, 1952
- New Orleans vs. L.A. Rams, Oct. 23, 1994

Most Yards, Kickoff Returns, Both Teams, Game

- 560 Detroit (362) vs. L.A. Rams (198), Oct. 29, 1950
- 511 Bal. Ravens (367) vs. Minnesota (144), Dec. 13, 1998
- 501 New Orleans (304) vs. L.A. Rams (197), Oct. 23, 1994

AVERAGE YARDAGE**Highest Average, Kickoff Returns, Season**

- 32.0 Tennessee, 2018
- 29.9 Kansas City, 2013
- 29.4 Chi. Bears, 1972

Lowest Average, Kickoff Returns, Season

- 14.6 Tampa Bay, 2016 (21-307)
- 14.7 N.Y. Jets, 1993 (46-675)
- 15.8 N.Y. Giants, 1993 (32-507)

KICKOFF RETURNS-FUMBLES**ALL-TIME RECORDS****TOUCHDOWNS****Most Touchdowns, Kickoff Returns, Season**

- 4 Green Bay, 1967
- Chi. Bears, 1970
- Detroit, 1994
- Hou. Texans, 2007
- 3 L.A. Rams, 1950
- Chi. Cardinals, 1954
- San Francisco, 1963
- Denver, 1966
- Chi. Bears, 1967
- New England, 1977
- L.A. Rams, 1985
- Atlanta, 2000
- Buffalo, 2004
- N.Y. Jets, 2007
- Cle. Browns, 2009
- Oakland, 2010
- Seattle, 2010

2 By many teams

Most Touchdowns, Kickoff Returns, Game

- 2 Chi. Bears vs. Green Bay, Sept. 22, 1940
- Chi. Bears vs. Green Bay, Nov. 9, 1952
- Philadelphia vs. Dallas, Nov. 6, 1966
- Green Bay vs. Cle. Browns, Nov. 12, 1967
- L.A. Rams vs. Green Bay, Nov. 24, 1985
- New Orleans vs. L.A. Rams, Oct. 23, 1994
- Bal. Ravens vs. Minnesota, Dec. 13, 1998
- N.Y. Jets vs. Buffalo, Sept. 8, 2002 (ot)
- Chi. Bears vs. St.L. Rams, Dec. 11, 2006
- Hou. Texans vs. Jacksonville, Dec. 30, 2007
- Miami vs. N.Y. Jets, Nov. 1, 2009
- Cle. Browns vs. Kansas City, Dec. 20, 2009
- Seattle vs. S.D. Chargers, Sept. 26, 2010

Most Touchdowns, Kickoff Returns, Both Teams, Game

- 3 Bal. Ravens (2) vs. Minnesota (1), Dec. 13, 1998
- 2 In many games

FUMBLES**Most Fumbles, Season**

- 56 Chi. Bears, 1938
- San Francisco, 2018
- 54 Philadelphia, 1946
- 51 New England, 1973

Fewest Fumbles, Season

- 6 New Orleans, 2011
- 7 Kansas City, 2002
- 8 Cle. Browns, 1959
- Atlanta, 2016
- Indianapolis, 2020
- N.Y. Jets, 2020

Most Fumbles, Game

- 10 Phil-Pitt vs. N.Y. Giants, Oct. 9, 1943
- Detroit vs. Minnesota, Nov. 12, 1967
- Kansas City vs. Hou. Oilers, Oct. 12, 1969
- San Francisco vs. Detroit, Dec. 17, 1978
- 9 Philadelphia vs. Green Bay, Oct. 13, 1946
- Bos. Patriots at Oakland, Dec. 16, 1962
- Kansas City vs. S.D. Chargers, Nov. 15, 1964
- N.Y. Giants vs. Buffalo, Oct. 20, 1975
- St.L. Cardinals vs. Washington, Oct. 25, 1976
- S.D. Chargers vs. Green Bay, Sept. 24, 1978
- Pittsburgh vs. Cincinnati, Oct. 14, 1979
- Cle. Browns vs. Seattle, Dec. 20, 1981
- Cle. Browns vs. Pittsburgh, Dec. 23, 1990
- Oakland vs. Seattle, Dec. 22, 1996

8 By many teams

Most Fumbles, Both Teams, Game

- 14 Chi. Bears (7) vs. Cle. Rams (7), Nov. 24, 1940
- St.L. Cardinals (8) vs. N.Y. Giants (6), Sept. 17, 1961
- Kansas City (10) vs. Hou. Oilers (4), Oct. 12, 1969
- 13 Washington (8) vs. Pittsburgh (5), Nov. 14, 1937
- Philadelphia (7) vs. Bos. Yanks (6), Dec. 8, 1946
- N.Y. Giants (7) vs. Washington (6), Nov. 5, 1950

- Kansas City (9) vs. S.D. Chargers (4), Nov. 15, 1964
- Buffalo (7) vs. Denver (6), Dec. 13, 1964
- N.Y. Jets (7) vs. Hou. Oilers (6), Sept. 12, 1965
- Cle. Browns (7) vs. New Orleans (6), Dec. 12, 1971
- Hou. Oilers (8) vs. Pittsburgh (5), Dec. 9, 1973
- St.L. Cardinals (9) vs. Washington (4), Oct. 25, 1976
- Cle. Browns (9) vs. Seattle (4), Dec. 20, 1981
- Green Bay (7) vs. Detroit (6), Oct. 6, 1985

12 In many games

FUMBLES LOST**Most Fumbles Lost, Season**

- 36 Chi. Cardinals, 1959
- 31 Green Bay, 1952
- 29 Chi. Cardinals, 1946
- Pittsburgh, 1950
- Cle. Browns, 1978

Fewest Fumbles Lost, Season

- 2 Kansas City, 2002
- Minnesota, 2014
- New Orleans, 2019
- 3 Philadelphia, 1938
- Minnesota, 1980
- N.Y. Giants, 2008
- Pittsburgh, 2016
- Kansas City, 2017

4 By many teams

Most Fumbles Lost, Game

- 8 St.L. Cardinals vs. Washington, Oct. 25, 1976
- Cle. Browns vs. Pittsburgh, Dec. 23, 1990
- 7 Cincinnati vs. Buffalo, Nov. 30, 1969
- Pittsburgh vs. Cincinnati, Oct. 14, 1979
- Cle. Browns vs. Seattle, Dec. 20, 1981
- 6 By many teams

FUMBLES RECOVERED**Most Fumbles Recovered, Season, Own and Opponents'**

- 58 Minnesota, 1963 (27 own, 31 opp)
- 51 Chi. Bears, 1938 (37 own, 14 opp)
- San Francisco, 1978 (24 own, 27 opp)

50 Philadelphia, 1987 (23 own, 27 opp)

Fewest Fumbles Recovered, Season, Own and Opponents'

- 7 New Orleans, 2011 (0 own, 7 opp)
- Pittsburgh, 2011 (3 own, 4 opp)
- Detroit, 2016 (3 own, 4 opp)
- Minnesota, 2017 (2 own, 5 opp)
- 9 San Francisco, 1982 (5 own, 4 opp)
- Detroit, 2020 (4 own, 5 opp)
- 10 Jacksonville, 2006 (6 own, 4 opp)
- New Orleans, 2013 (3 own, 7 opp)
- N.Y. Jets, 2013 (8 own, 2 opp)
- S.D. Chargers, 2013 (4 own, 6 opp)
- Dallas, 2015 (7 own, 3 opp)
- Tennessee, 2017 (1 own, 9 opp)
- Green Bay, 2019 (3 own, 7 opp)
- Green Bay, 2020 (3 own, 7 opp)
- Jacksonville, 2020 (5 own, 5 opp)

Most Fumbles Recovered, Game, Own and Opponents'

- 10 Denver vs. Buffalo, Dec. 13, 1964 (5 own, 5 opp)
- Pittsburgh vs. Hou. Oilers, Dec. 9, 1973
- (5 own, 5 opp)
- Washington vs. St.L. Cardinals, Oct. 25, 1976
- (2 own, 8 opp)
- 9 St.L. Cardinals vs. N.Y. Giants, Sept. 17, 1961
- (6 own, 3 opp)
- Hou. Oilers vs. Cincinnati, Oct. 27, 1974
- (4 own, 5 opp)
- Kansas City vs. Dallas, Nov. 10, 1975 (4 own, 5 opp)
- Green Bay vs. Detroit, Oct. 6, 1985 (5 own, 4 opp)
- Pittsburgh vs. Cle. Browns, Dec. 23, 1990
- (1 own, 8 opp)

8 By many teams

Most Own Fumbles Recovered, Season

- 37 Chi. Bears, 1938
- 28 Pittsburgh, 1987

ALL-TIME RECORDS

27 Philadelphia, 1946
Minnesota, 1963

Fewest Own Fumbles Recovered, Season

0 New Orleans, 2011
1 Indianapolis, 2006
Philadelphia, 2008
Tennessee, 2017
2 Washington, 1958
Miami, 2000
Atlanta, 2011
Dallas, 2017
Minnesota, 2017
Indianapolis, 2020
N.Y. Jets, 2020

Most Opponents' Fumbles Recovered, Season

31 Minnesota, 1963
29 Cle. Browns, 1951
28 Green Bay, 1946
Hou. Oilers, 1977
Seattle, 1983

Fewest Opponents' Fumbles Recovered, Season

2 N.Y. Jets, 2013
Cincinnati, 2017
3 L.A. Rams, 1974
Green Bay, 1995
Miami, 2011
Indianapolis, 2012
Dallas, 2015
Miami, 2015
San Francisco, 2015
Chi. Bears, 2016
Cincinnati, 2016
Cle. Browns, 2016
Oakland, 2018
Miami, 2019
L.A. Chargers, 2019
4 Philadelphia, 1944
San Francisco, 1982
Jacksonville, 2006
Jacksonville, 2008
Pittsburgh, 2011
S.D. Chargers, 2011
St.L. Rams, 2012
Hou. Texans, 2013
Tennessee, 2014
Detroit, 2016
N.Y. Jets, 2016
Atlanta, 2018
New England, 2020

Most Opponents' Fumbles Recovered, Game

8 Washington vs. St.L. Cardinals, Oct. 25, 1976
Pittsburgh vs. Cle. Browns, Dec. 23, 1990
7 Buffalo vs. Cincinnati, Nov. 30, 1969
Cincinnati vs. Pittsburgh, Oct. 14, 1979
Seattle vs. Cle. Browns, Dec. 20, 1981
6 By many teams

TOUCHDOWNS**Most Touchdowns, Fumbles Recovered, Season, Own and Opponents'**

7 Arizona, 2010 (3 own, 4 opp)
5 Chi. Bears, 1942 (1 own, 4 opp)
L.A. Rams, 1952 (1 own, 4 opp)
San Francisco, 1965 (1 own, 4 opp)
Oakland, 1978 (2 own, 3 opp)
Jacksonville, 2017 (5 opp)
Philadelphia, 2017 (1 own, 4 opp)
4 Chi. Bears, 1948 (1 own, 3 opp)
Bos. Yanks, 1948 (4 opp)
Denver, 1979 (1 own, 3 opp)
Atlanta, 1981 (1 own, 3 opp)
Denver, 1984 (4 opp)
St.L. Cardinals, 1987 (4 opp)
Minnesota, 1989 (4 opp)
Atlanta, 1991 (4 opp)

FUMBLES

Philadelphia, 1995 (4 opp)
Atlanta, 1998 (4 opp)
New Orleans, 1998 (4 opp)
Kansas City, 1999 (4 opp)
New England, 2012 (1 own, 3 opp)
Bal. Ravens, 2019 (4 opp)
Tampa Bay, 2019 (4 opp)

Most Touchdowns, Own Fumbles Recovered, Season

3 Arizona, 2010
2 Chi. Bears, 1953
New England, 1973
Buffalo, 1974
Denver, 1975
Oakland, 1978
Green Bay, 1982
New Orleans, 1983
Cle. Browns, 1986
Green Bay, 1989
Miami, 1996
Buffalo, 2000
Philadelphia, 2007
Washington, 2012

Most Touchdowns, Opponents' Fumbles Recovered, Season

5 Jacksonville, 2017
4 Detroit, 1937
Chi. Bears, 1942
Bos. Yanks, 1948
L.A. Rams, 1952
San Francisco, 1965
Denver, 1984
St.L. Cardinals, 1987
Minnesota, 1989
Atlanta, 1991
Philadelphia, 1995
Atlanta, 1998
New Orleans, 1998
Kansas City, 1999
Arizona, 2010
Philadelphia, 2017
Bal. Ravens, 2019
Tampa Bay, 2019

3 By many teams

Most Touchdowns, Fumbles Recovered, Game, Own and Opponents'

2 By many teams

Most Touchdowns, Fumbles Recovered, Game, Both Teams, Own and Opponents'

3 Detroit (2) vs. Minnesota (1), Dec. 9, 1962
(2 own, 1 opp)
Green Bay (2) vs. Dallas (1), Nov. 29, 1964 (3 opp)
Oakland (2) vs. Buffalo (1), Dec. 24, 1967 (3 opp)
Oakland (2) vs. Philadelphia (1), Sept. 24, 1995
(3 opp)
Tennessee (2) vs. Pittsburgh (1), Jan. 2, 2000 (3 opp)

Most Touchdowns, Own Fumbles Recovered, Game

2 Miami vs. New England, Sept. 1, 1996

Most Touchdowns, Opponents' Fumbles Recovered, Game

2 Many times. Last time:
Carolina vs. Minnesota, Nov. 29, 2020

Most Touchdowns, Opponents' Fumbles Recovered, Game, Both Teams

3 Green Bay (2) vs. Dallas (1), Nov. 29, 1964
Oakland (2) vs. Buffalo (1), Dec. 24, 1967
Oakland (2) vs. Philadelphia (1), Sept. 24, 1995
Tennessee (2) vs. Pittsburgh (1), Jan. 2, 2000

TURNOVERS

(Number of times losing the ball on interceptions and fumbles.)

Most Turnovers, Season

65 Denver, 1961
63 San Francisco, 1978
58 Chi. Bears, 1947
Pittsburgh, 1950
N.Y. Giants, 1983

TURNOVERS-PENALTIES**Fewest Turnovers, Season**

- 8 New Orleans, 2019
- 10 New England, 2010
- San Francisco, 2011
- 11 Atlanta, 2016
- New England, 2016
- Kansas City, 2017
- Seattle, 2018
- Green Bay, 2020

Most Turnovers, Game

- 12 Detroit vs. Chi. Bears, Nov. 22, 1942
- Chi. Cardinals vs. Philadelphia, Sept. 24, 1950
- Pittsburgh vs. Philadelphia, Dec. 12, 1965
- 11 S.D. Chargers vs. Green Bay, Sept. 24, 1978
- 10 Washington vs. N.Y. Giants, Dec. 4, 1938
- Pittsburgh vs. Green Bay, Nov. 23, 1941
- Detroit vs. Green Bay, Oct. 24, 1943
- Chi. Cardinals vs. Green Bay, Nov. 10, 1946
- Chi. Cardinals vs. N.Y. Giants, Nov. 2, 1952
- Minnesota vs. Detroit, Dec. 9, 1962
- Hou. Oilers vs. Oakland, Sept. 7, 1963
- Washington vs. N.Y. Giants, Dec. 8, 1963
- Chi. Bears vs. Detroit, Sept. 22, 1968
- St.L. Cardinals vs. Washington, Oct. 25, 1976
- N.Y. Jets vs. New England, Nov. 21, 1976
- San Francisco vs. Dallas, Oct. 12, 1980
- Cle. Browns vs. Seattle, Dec. 20, 1981
- Detroit vs. Denver, Oct. 7, 1984

Most Turnovers, Both Teams, Game

- 17 Detroit (12) vs. Chi. Bears (5), Nov. 22, 1942
- Bos. Yanks (9) vs. Philadelphia (8), Dec. 8, 1946
- 16 Chi. Cardinals (12) vs. Philadelphia (4), Sept. 24, 1950
- Chi. Cardinals (8) vs. Chi. Bears (8), Dec. 7, 1958
- Minnesota (10) vs. Detroit (6), Dec. 9, 1962
- Hou. Oilers (9) vs. Kansas City (7), Oct. 12, 1969
- 15 Philadelphia (8) vs. Chi. Cardinals (7), Oct. 3, 1954
- Denver (9) vs. Hou. Oilers (6), Dec. 2, 1962
- Washington (10) vs. N.Y. Giants (5), Dec. 8, 1963
- St.L. Cardinals (9) vs. Kansas City (6), Oct. 2, 1983

PENALTIES**Most Seasons Leading League, Fewest Penalties**

- 13 Miami, 1968, 1976-84, 1986, 1990-91
- 9 Pittsburgh, 1946-47, 1950-52, 1954, 1963, 1965, 1968
- Bos./N.E. Patriots, 1962, 1964-65, 1973, 1987, 1989, 1993, 2008, 2020
- 6 Green Bay, 1955-56, 1966-67, 1974, 2011

Most Consecutive Seasons Leading League, Fewest Penalties

- 9 Miami, 1976-84
- 3 Pittsburgh, 1950-52
- 2 By many teams

Most Seasons Leading League, Most Penalties

- 18 Oakland/L.A. Raiders, 1963, 1966, 1968-69, 1975, 1982, 1984, 1991, 1993-96, 2003-05, 2010-11, 2016
- 16 Chi. Bears, 1941-44, 1946-49, 1951, 1959-61, 1963, 1965, 1968, 1976
- 8 L.A./St.L. Rams, 1950, 1952, 1962, 1969, 1978, 1980, 1997, 2012

Most Consecutive Seasons Leading League, Most Penalties

- 4 Chi. Bears, 1941-44, 1946-49
- Oakland/L.A. Raiders, 1993-96
- 3 Chi. Cardinals, 1954-56
- Chi. Bears, 1959-61
- Oakland, 2003-05

Fewest Penalties, Season

- 19 Detroit, 1937
- 21 Bos. Redskins, 1935
- 24 Philadelphia, 1936

Most Penalties, Season

- 163 Oakland, 2011
- 158 Kansas City, 1998
- 156 L.A. Raiders, 1994
- Oakland, 1996

ALL-TIME RECORDS**Fewest Penalties, Game**

- 0 By many teams. Last time:
Green Bay vs. Tennessee, Dec. 27, 2020

Most Penalties, Game

- 23 Oakland vs. Tampa Bay, Oct. 30, 2016 (ot)
- 22 Brooklyn vs. Green Bay, Sept. 17, 1944
- Chi. Bears vs. Philadelphia, Nov. 26, 1944
- San Francisco vs. Buffalo, Oct. 4, 1998
- 21 Cle. Browns vs. Chi. Bears, Nov. 25, 1951
- Bal. Ravens vs. Detroit, Oct. 9, 2005

Fewest Penalties, Both Teams, Game

- 0 Brooklyn vs. Pittsburgh, Oct. 28, 1934
- Brooklyn vs. Bos. Redskins, Sept. 27, 1936
- Cle. Rams vs. Chi. Bears, Oct. 9, 1938
- Pittsburgh vs. Philadelphia, Nov. 10, 1940

Most Penalties, Both Teams, Game

- 37 Cle. Browns (21) vs. Chi. Bears (16), Nov. 25, 1951
- 35 Tampa Bay (20) vs. Seattle (15), Oct. 17, 1976
- 34 San Francisco (22) vs. Buffalo (12), Oct. 4, 1998

YARDS PENALIZED**Most Seasons Leading League, Fewest Yards Penalized**

- 14 Miami, 1967-68, 1973, 1977-84, 1990-91, 2010
- 10 Was./Bos. Redskins, 1935, 1953-54, 1956-58, 1970, 1985, 1995, 1997
- 9 Bos./N.E. Patriots, 1962, 1964-66, 1987, 1989, 1993, 2008, 2020

Most Consecutive Seasons Leading League, Fewest Yards Penalized

- 8 Miami, 1977-84
- 3 Washington, 1956-58
- Bos. Patriots, 1964-66
- 2 By many teams

Most Seasons Leading League, Most Yards Penalized

- 15 Chi. Bears, 1935, 1937, 1939-44, 1946-47, 1949, 1951, 1961-62, 1968
- Oakland/L.A. Raiders, 1963-64, 1968-69, 1975, 1982, 1984, 1991, 1993-94, 1996, 2003, 2010-11, 2016
- 7 Buffalo, 1962, 1967, 1970, 1972, 1981, 1983, 2015
- 5 Ten. Titans/Hou. Oilers, 1985-86, 1988-90
- L.A./St.L. Rams, 1950, 1952, 1969, 1978, 2014

Most Consecutive Seasons Leading League, Most Yards Penalized

- 6 Chi. Bears, 1939-44
- 3 Hou. Oilers, 1988-90
- 2 By many teams

Fewest Yards Penalized, Season

- 139 Detroit, 1937
- 146 Philadelphia, 1937
- 159 Philadelphia, 1936

Most Yards Penalized, Season

- 1,358 Oakland, 2011
- 1,342 Seattle, 2017
- 1,304 Kansas City, 1998

Fewest Yards Penalized, Game

- 0 By many teams. Last time:
Green Bay vs. Tennessee, Dec. 27, 2020

Most Yards Penalized, Game

- 212 Tennessee vs. Bal. Ravens, Oct. 10, 1999
- 209 Cle. Browns vs. Chi. Bears, Nov. 25, 1951
- 200 Oakland vs. Tampa Bay, Oct. 30, 2016 (ot)

Fewest Yards Penalized, Both Teams, Game

- 0 Brooklyn vs. Pittsburgh, Oct. 28, 1934
- Brooklyn vs. Bos. Redskins, Sept. 27, 1936
- Cle. Rams vs. Chi. Bears, Oct. 9, 1938
- Pittsburgh vs. Philadelphia, Nov. 10, 1940

Most Yards Penalized, Both Teams, Game

- 374 Cle. Browns (209) vs. Chi. Bears (165), Nov. 25, 1951
- 310 Tampa Bay (190) vs. Seattle (120), Oct. 17, 1976
- Green Bay (175) vs. Bal. Ravens (135), Dec. 7, 2009
- 309 Green Bay (184) vs. Bos. Yanks (125), Oct. 21, 1945

ALL-TIME RECORDS**DEFENSE****DEFENSE****SCORING****Most Seasons Leading League, Fewest Points Allowed**

- 12 Chi. Bears, 1932, 1936-37, 1942, 1948, 1963, 1985-86, 1988, 2001, 2005, 2018
 11 N.Y. Giants, 1927, 1935, 1938-39, 1941, 1944, 1958-59, 1961, 1990, 1993
 7 Cle. Browns, 1951, 1953-57, 1994
 Green Bay, 1929, 1935, 1947, 1962, 1965-66, 1996
 Pittsburgh, 1946, 1976, 1978, 2004, 2008, 2010-11

Most Consecutive Seasons Leading League, Fewest Points Allowed

- 5 Cle. Browns, 1953-57
 4 Seattle, 2012-15
 3 Buffalo, 1964-66
 Minnesota, 1969-1971

Fewest Points Allowed, Season (Since 1932)

- 44 Chi. Bears, 1932
 54 Brooklyn, 1933
 59 Detroit, 1934

Most Points Allowed, Season

- 533 Bal. Colts, 1981
 519 Detroit, 2020
 517 Detroit, 2008

Fewest TDs Allowed, Season (Since 1932)

- 6 Chi. Bears, 1932
 Brooklyn, 1933
 7 Detroit, 1934
 8 Green Bay, 1932

Most Touchdowns Allowed, Season

- 68 Bal. Colts, 1981
 Detroit, 2020
 66 N.Y. Giants, 1966
 63 Bal. Colts, 1950
 Detroit, 2008

FIRST DOWNS**Fewest First Downs Allowed, Season**

- 77 Detroit, 1935
 79 Bos. Redskins, 1935
 82 Washington, 1937

Most First Downs Allowed, Season

- 419 Kansas City, 2018
 415 Detroit, 2020
 406 Bal. Colts, 1981

Fewest First Downs Allowed, Rushing, Season

- 35 Chi. Bears, 1942
 40 Green Bay, 1939
 41 Brooklyn, 1944

Most First Downs Allowed, Rushing, Season

- 179 Detroit, 1985
 178 New Orleans, 1980
 175 Seattle, 1981

Fewest First Downs Allowed, Passing, Season

- 33 Chi. Bears, 1943
 34 Pittsburgh, 1941
 Washington, 1943
 35 Detroit, 1940
 Philadelphia, 1940
 Philadelphia, 1944

Most First Downs Allowed, Passing, Season

- 253 Detroit, 2020
 Seattle, 2020
 247 Minnesota, 2013
 Kansas City, 2018
 Tennessee, 2020
 Green Bay, 2011

Fewest First Downs Allowed, Penalty, Season

- 1 Bos. Yanks, 1944
 3 Philadelphia, 1940
 Pittsburgh, 1945
 Washington, 1957
 4 Cle. Rams, 1940
 Green Bay, 1943

N.Y. Giants, 1943

Most First Downs Allowed, Penalty, Season

- 58 Oakland, 2011
 56 Kansas City, 1998
 54 New Orleans, 2015

NET YARDS ALLOWED RUSHING AND PASSING**Most Seasons Leading League, Fewest Yards Allowed**

- 10 Pittsburgh, 1957, 1974, 1976, 1990, 2001, 2004, 2007-08, 2011-12
 8 Chi. Bears, 1942-43, 1948, 1958, 1963, 1984-86
 7 Minnesota, 1969-70, 1975, 1988-89, 1993, 2017

Most Consecutive Seasons Leading League, Fewest Yards Allowed

- 3 Was./Bos. Redskins, 1935-37
 Chi. Bears, 1984-86

2 By many teams

Fewest Yards Allowed, Season

- 1,539 Chi. Cardinals, 1934
 1,703 Chi. Bears, 1942
 1,789 Brooklyn, 1933

Most Yards Allowed, Season

- 7,042 New Orleans, 2012
 6,793 Bal. Colts, 1981
 6,725 N.Y. Giants, 2015

RUSHING**Most Seasons Leading League, Fewest Yards Allowed**

- 11 Chi. Bears, 1937, 1939, 1942, 1946, 1949, 1963, 1984-85, 1987-88, 2018

- 8 Pittsburgh, 1961, 1976, 1982, 1997, 2001-02, 2004, 2010
 Detroit, 1938, 1950, 1952, 1962, 1970, 1980-81, 2014

Dallas, 1966-69, 1972, 1978, 1992, 2016
 Philadelphia, 1944-45, 1947-48, 1953, 1990-91, 2017

- 5 N.Y. Giants, 1940, 1951, 1956, 1959, 1986
 L.A./St.L. Rams, 1964-65, 1973-74, 1999
 Minnesota, 1975, 1994, 2006-08

Most Consecutive Seasons Leading League, Fewest Yards Allowed

- 4 Dallas, 1966-69
 3 Minnesota, 2006-08
 2 By many teams

Fewest Yards Allowed, Rushing, Season

- 519 Chi. Bears, 1942
 558 Philadelphia, 1944
 762 Pittsburgh, 1982

Most Yards Allowed, Rushing, Season

- 3,228 Buffalo, 1978
 3,106 New Orleans, 1980
 3,010 Bal. Colts, 1978

Fewest Touchdowns Allowed, Rushing, Season

- 2 Detroit, 1934
 N.Y. Giants, 1944
 Dallas, 1968
 Minnesota, 1971
 3 By many teams

Most Touchdowns Allowed, Rushing, Season

- 36 Oakland, 1961
 31 N.Y. Giants, 1980
 Tampa Bay, 1986
 Detroit, 2008
 Carolina, 2019
 30 Bal. Colts, 1981

PASSING**Most Seasons Leading League, Fewest Yards Allowed**

- 10 Green Bay, 1947-48, 1962, 1964-68, 1996, 2005
 9 Pittsburgh, 1941, 1946, 1951, 1955, 1974, 1990, 2008, 2011-12
 7 Washington, 1939, 1942, 1945, 1952-53, 1980, 1985
 Philadelphia 1934, 1936, 1940, 1949, 1981, 1991, 1998

DEFENSE**Most Consecutive Seasons Leading League, Fewest Yards Allowed**

- 5 Green Bay, 1964-68
- 2 By many teams

Fewest Yards Allowed Passing, Season

- 545 Philadelphia, 1934
- 558 Portsmouth, 1933
- 585 Chi. Cardinals, 1934

Most Yards Allowed, Passing, Season

- 4,796 Green Bay, 2011
- 4,783 N.Y. Giants, 2015
- 4,758 Tampa Bay, 2012

Fewest Touchdowns Allowed, Passing, Season

- 1 Portsmouth, 1932
- Philadelphia, 1934
- 2 Brooklyn, 1933
- Chi. Bears, 1934
- 3 Chi. Bears, 1932
- Green Bay, 1932
- Green Bay, 1934
- Chi. Bears, 1936
- N.Y. Giants, 1939
- N.Y. Giants, 1944

Most Touchdowns Allowed, Passing, Season

- 45 New Orleans, 2013
- 40 Denver, 1963
- 39 Miami, 2019

SACKS**Most Seasons Leading League**

- 8 Pittsburgh, 1974, 1994, 2001, 2010, 2017-20
- 5 Oakland/L.A. Raiders, 1966-68, 1982, 1986
- Dallas, 1966, 1968-69, 1978, 2008
- L.A./St.L. Rams, 1968, 1970, 1988, 1999, 2012
- K.C. Chiefs/Dal. Texans, 1960, 1965, 1969, 1990, 2018
- 4 N.E./Bos. Patriots, 1961, 1963, 1977, 1979
- N.Y. Giants, 1963, 1985, 1998, 2007

Most Consecutive Seasons Leading League

- 4 Pittsburgh, 2017-20
- 3 Oakland, 1966-68
- 2 Dallas, 1968-69

Most Sacks, Season

- 72 Chi. Bears, 1984
- 71 Minnesota, 1989
- 70 Chi. Bears, 1987

Fewest Sacks, Season

- 10 Kansas City, 2008
- 11 Bal. Colts, 1982
- 12 Buffalo, 1982

Most Sacks, Game

- 12 Dallas vs. Pittsburgh, Nov. 20, 1966
- St.L. Cardinals vs. Bal. Colts, Oct. 26, 1980
- Chi. Bears vs. Detroit, Dec. 16, 1984
- Dallas vs. Hou. Oilers, Sept. 29, 1985
- N.Y. Giants vs. Philadelphia, Sept. 30, 2007
- 11 N.Y. Giants vs. St.L. Cardinals, Nov. 1, 1964
- Bal. Colts vs. L.A. Rams, Nov. 22, 1964
- Buffalo vs. Denver, Dec. 13, 1964
- Detroit vs. Green Bay, Nov. 7, 1965
- Oakland vs. Buffalo, Oct. 15, 1967
- Oakland vs. Denver, Nov. 5, 1967
- St.L. Cardinals vs. Atlanta, Nov. 24, 1984
- Dallas vs. Detroit, Oct. 6, 1975
- St.L. Cardinals vs. Philadelphia, Dec. 18, 1983
- Kansas City vs. Cle. Browns, Sept. 30, 1984
- Chi. Bears vs. Minnesota, Oct. 28, 1984
- Cle. Browns vs. Atlanta, Nov. 18, 1984
- Detroit vs. Philadelphia, Nov. 16, 1986
- S.D. Chargers vs. Dallas, Nov. 16, 1986
- L.A. Raiders vs. Philadelphia, Nov. 30, 1986 (ot)
- Seattle vs. L.A. Raiders, Dec. 8, 1986
- Chi. Bears vs. Philadelphia, Oct. 4, 1987
- Dallas vs. N.Y. Jets, Oct. 4, 1987
- Philadelphia vs. Dallas, Sept. 15, 1991
- Indianapolis vs. Cle. Browns, Sept. 6, 1992

ALL-TIME RECORDS

- S.D. Chargers vs. N.Y. Jets, Dec. 23, 2012
- Bal. Ravens vs. Tennessee, Oct. 14, 2018
- 10 By many teams

Most Opponents Yards Lost Attempting to Pass, Season

- 666 Oakland, 1967
- 583 Chi. Bears, 1984
- 573 San Francisco, 1976

Fewest Opponents Yards Lost Attempting to Pass, Season

- 62 Kansas City, 2008
- 72 Jacksonville, 1995
- 75 Green Bay, 1956

INTERCEPTIONS BY**Most Seasons Leading League**

- 10 N.Y. Giants, 1933, 1937-39, 1944, 1948, 1951, 1954, 1961, 1997
- Green Bay, 1940, 1942-43, 1947, 1955, 1957, 1962, 1965, 2009, 2011
- Chi. Bears, 1935-36, 1941-42, 1946, 1963, 1985, 1990, 2012, 2018
- 7 Kansas City, 1966-70, 1974, 2016

Most Consecutive Seasons Leading League

- 5 Kansas City, 1966-1970
- 3 N.Y. Giants, 1937-39
- 2 By many teams

Most Passes Intercepted, Season

- 49 S.D. Chargers, 1961
- 42 Green Bay, 1943
- 41 N.Y. Giants, 1951

Fewest Passes Intercepted By, Season

- 2 San Francisco, 2018
- 3 Hou. Oilers, 1982
- Hou. Texans, 2020
- 4 Detroit, 2008

Most Passes Intercepted By, Game

- 9 Green Bay vs. Detroit, Oct. 24, 1943
- Philadelphia vs. Pittsburgh, Dec. 12, 1965
- 8 N.Y. Giants vs. Green Bay, Nov. 21, 1948
- Philadelphia vs. Chi. Cardinals, Sept. 24, 1950
- N.Y. Giants vs. N.Y. Yanks, Dec. 16, 1951
- Hou. Oilers vs. Denver, Dec. 2, 1962
- Detroit vs. Chi. Bears, Sept. 22, 1968
- N.Y. Jets vs. Bal. Colts, Sept. 23, 1973
- 7 By many teams. Last time:
- Cle. Browns vs. Detroit, Sept. 23, 2001

Most Consecutive Games, One or More Interceptions By

- 46 L.A./S.D. Chargers, 1960-63
- 37 Detroit, 1960-63
- 36 Bos. Yanks, 1944-47

Most Yards Returning Interception, Season

- 929 S.D. Chargers, 1961
- 712 L.A. Rams, 1952
- 700 Bal. Ravens, 2004

Fewest Yards Returning Interceptions, Season

- 5 L.A. Rams, 1959
- 10 Oakland, 2017
- 16 Detroit, 2008

Most Yards Returning Interceptions, Game

- 325 Seattle vs. Kansas City, Nov. 4, 1984
- 314 L.A. Rams vs. San Francisco, Oct. 18, 1964
- 245 Hou. Oilers vs. N.Y. Jets, Oct. 15, 1967

Most Yards Returning Interceptions, Both Teams, Game

- 356 Seattle (325) vs. Kansas City (31), Nov. 4, 1984
- 338 L.A. Rams (314) vs. San Francisco (24), Oct. 18, 1964

Most Touchdowns, Returning Interceptions, Season

- 9 S.D. Chargers, 1961
- 8 Seattle, 1998
- Chi. Bears, 2012
- 7 Seattle, 1984
- St.L. Rams, 1999

ALL-TIME RECORDS**Most Touchdowns Returning Interceptions, Game**

- 4 Seattle vs. Kansas City, Nov. 4, 1984
- 3 Bal. Colts vs. Green Bay, Nov. 5, 1950
- Cle. Browns vs. Chi. Bears, Dec. 11, 1960
- Philadelphia vs. Pittsburgh, Dec. 12, 1965
- Bal. Colts vs. Pittsburgh, Sept. 29, 1968
- Buffalo vs. N.Y. Jets, Sept. 29, 1968
- Hou. Oilers vs. S.D. Chargers, Dec. 19, 1971
- Cincinnati vs. Hou. Oilers, Dec. 17, 1972
- Tampa Bay vs. New Orleans, Dec. 11, 1977
- Minnesota vs. N.Y. Giants, Nov. 25, 2007
- 2 By many teams

Most Touchdown Returning Interceptions, Both Teams, Game

- 4 Philadelphia (3) vs. Pittsburgh (1), Dec. 12, 1965
- Seattle (4) vs. Kansas City (0), Nov. 4, 1984
- 3 L.A. Rams (2) vs. Detroit (1), Nov. 1, 1953
- Cle. Browns (2) vs. N.Y. Giants (1), Dec. 18, 1960
- Pittsburgh (2) vs. Cincinnati (1), Oct. 10, 1983
- Kansas City (2) vs. S.D. Chargers (1), Oct. 19, 1986
- Arizona (2) vs. St.L. Rams (1), Dec. 30, 2007
- New Orleans (2) vs. Detroit (1), Oct. 15, 2017
- San Francisco (2) vs. Tampa Bay (1), Sept. 8, 2019
- (Also see previous record)

PUNT RETURNS**Fewest Opponents Punt Returns, Season**

- 7 Washington, 1962
- S.D. Chargers, 1982
- 10 Buffalo, 1982
- 11 Bos. Patriots, 1962
- New England, 2008

Most Opponents Punt Returns, Season

- 71 Tampa Bay, 1976, 1977
- 69 N.Y. Giants, 1953
- Cle. Browns, 2000
- 68 Cle. Browns, 1974
- Cle. Browns, 1999

Fewest Yards Allowed, Punt Returns, Season

- 22 Green Bay, 1967
- 30 Buffalo, 1982
- 34 Washington, 1962

Most Yards Allowed, Punt Returns, Season

- 932 Green Bay, 1949
- 913 Bos. Yanks, 1947
- 906 New Orleans, 1974

Lowest Avg. Allowed, Punt Returns, Season

- 1.20 Chi. Cardinals, 1954
- 1.22 Cle. Browns, 1959
- 1.55 Chi. Cardinals, 1953

Highest Average Allowed, Punt Returns, Season

- 18.9 S.D. Chargers, 2010 (28-528)
- 18.6 Green Bay, 1949 (50-932)
- 18.0 Cle. Browns, 1977 (31-558)

Most Touchdowns Allowed, Punt Returns, Season

- 4 L.A. Rams, 1951
- N.Y. Giants, 1959
- Atlanta, 1992
- Minnesota, 2008
- 3 Green Bay, 1949
- Chi. Cardinals, 1951
- L.A. Rams, 1951, 1994
- Washington, 1952
- Dallas, 1952
- Pittsburgh, 1959, 1993
- N.Y. Jets, 1968
- Cle. Browns, 1977
- Atlanta, 1986
- Tampa Bay, 1986
- Arizona, 2002
- Cincinnati, 2002
- Tennessee, 2002
- Carolina, 2011
- N.Y. Giants, 2013
- Washington, 2013
- Indianapolis, 2015

Carolina, 2019

- 2 By many teams

DEFENSE**KICKOFF RETURNS****Fewest Opponents Kickoff Returns, Season**

- 5 Carolina, 2019
- 7 Carolina, 2020
- 8 Indianapolis, 2015

Most Opponents Kickoff Returns, Season

- 93 Indianapolis, 2003
- 92 Indianapolis, 2004
- New England, 2007
- 91 Washington, 1983
- Minnesota, 2009

Fewest Yards Allowed, Kickoff Returns, Season

- 102 Carolina, 2019
- 144 Carolina, 2020
- 156 Indianapolis, 2015

Most Yards Allowed, Kickoff Returns, Season

- 2,194 St.L. Rams, 2001
- 2,115 St.L. Rams, 1999
- 2,060 Minnesota, 2009

Lowest Average Allowed, Kickoff Returns, Season

- 14.3 Cle. Browns, 1980
- 14.9 Indianapolis, 1993
- 15.0 Seattle, 1982

Highest Average Allowed, Kickoff Returns, Season

- 33.6 Tampa Bay, 2020 (14-471)
- 32.5 Oakland, 2014 (21-683)
- 32.4 Carolina, 2014 (18-584)

Most Touchdowns Allowed, Kickoff Returns, Season

- 4 Minnesota, 1998
- Pittsburgh, 2009
- 3 Minnesota, 1963, 1970
- Dallas, 1966
- Detroit, 1980
- Pittsburgh, 1986
- Buffalo, 1997
- Atlanta, 2000
- Arizona, 2005
- Indianapolis, 2007
- S.D. Chargers, 2010
- 2 By many teams

FUMBLES**Fewest Opponents Fumbles, Season**

- 7 Tennessee, 2014
- Cincinnati, 2017
- 10 San Francisco, 2015
- Oakland, 2018
- Las Vegas, 2020
- 11 Cle. Browns, 1956
- Bal. Colts, 1982
- Tennessee, 1998
- S.D. Chargers, 2011
- Indianapolis, 2012
- Cincinnati, 2015
- Cincinnati, 2019
- Hou. Texans, 2020
- New England, 2020

Most Opponents Fumbles, Season

- 50 Minnesota, 1963
- San Francisco, 1978
- 48 N.Y. Giants, 1980
- N.Y. Jets, 1986
- 47 N.Y. Giants, 1977
- Seattle, 1984

DEFENSE**ALL-TIME RECORDS****TURNOVERS**

(Number of times losing the ball on interceptions and fumbles.)

Fewest Opponents Turnovers, Season

- 7 San Francisco, 2018
- 9 Hou. Texans, 2020
- 11 Bal. Colts, 1982
- Hou. Texans, 2013
- Dallas, 2015
- Chi. Bears, 2016

Most Opponent Turnovers, Season

- 66 S.D. Chargers, 1961
- 63 Seattle, 1984
- 61 Washington, 1983

Most Opponent Turnovers, Game

- 12 Chi. Bears vs. Detroit, Nov. 22, 1942
- Philadelphia vs. Chi. Cardinals, Sept. 24, 1950
- Philadelphia vs. Pittsburgh, Dec. 12, 1965
- 11 Green Bay vs. S.D. Chargers, Sept. 24, 1978
- 10 By 14 teams

OUTSTANDING PERFORMERS

1,000 YARDS RUSHING IN A SEASON

Year	Player, Team	Att.	Yards	Avg.	Long	TD	
2020	Derrick Henry, Tennessee ³	378	2,027	5.4	94	17	
	Dalvin Cook, Minnesota ⁴	312	1,557	5.0	70	16	
	*Jonathan Taylor, Indianapolis	232	1,169	5.0	62	11	
	Aaron Jones, Green Bay ²	201	1,104	5.5	77	9	
	David Montgomery, Chi. Bears	247	1,070	4.3	80	8	
	*James Robinson, Jacksonville	240	1,070	4.5	47	7	
	Nick Chubb, Cle. Browns ²	190	1,067	5.6	59	12	
	Josh Jacobs, Las Vegas ⁵	273	1,065	3.9	28	12	
	Lamar Jackson, Bal. Ravens ²	159	1,005	6.3	50	7	
	2019	Derrick Henry, Tennessee ²	303	1,540	5.1	74	16
Nick Chubb, Cle. Browns		298	1,494	5.0	88	8	
Christian McCaffrey, Carolina ²		287	1,387	4.8	84	15	
Ezekiel Elliott, Dal. Cowboys ³		301	1,357	4.5	33	12	
Chris Carson, Seattle ²		278	1,230	4.4	59	7	
Lamar Jackson, Bal. Ravens		176	1,206	6.9	47	7	
Leonard Fournette, Jacksonville ²		265	1,152	4.3	81	3	
*Josh Jacobs, Oakland		242	1,150	4.8	51	7	
Joe Mixon, Cincinnati ²		278	1,137	4.1	41	5	
Dalvin Cook, Minnesota		250	1,135	4.5	75	13	
Marlon Mack, Indianapolis		247	1,091	4.4	63	8	
Aaron Jones, Green Bay		236	1,084	4.6	56	16	
Carlos Hyde, Hou. Texans		245	1,070	4.4	58	6	
Mark Ingram, Bal. Ravens ²		202	1,018	5.0	53	10	
Phillip Lindsay, Denver ²		224	1,011	4.5	40	7	
Saquon Barkley, N.Y. Giants ²		217	1,003	4.6	68	6	
2018		Ezekiel Elliott, Dal. Cowboys ²	304	1,434	4.7	41	6
		*Saquon Barkley, N.Y. Giants	261	1,307	5.0	78	11
		Todd Gurley, L.A. Rams ³	256	1,251	4.9	36	17
	Joe Mixon, Cincinnati	237	1,168	4.9	51	8	
	Chris Carson, Seattle	247	1,151	4.7	61	9	
	Christian McCaffrey, Carolina	219	1,098	5.0	59	7	
	Derrick Henry, Tennessee	215	1,059	4.9	99	12	
	Adrian Peterson, Washington ²	251	1,042	4.2	90	7	
	*Phillip Lindsay, Denver	192	1,037	5.4	65	9	
	2017	*Kareem Hunt, Kansas City	272	1,327	4.9	69	8
		Todd Gurley, L.A. Rams ²	279	1,305	4.7	57	13
Le'Veon Bell, Pittsburgh ³		321	1,291	4.0	27	9	
LeSean McCoy, Buffalo ⁶		287	1,138	4.0	48	6	
Mark Ingram, New Orleans ²		230	1,124	4.9	72	12	
Jordan Howard, Chi. Bears ²		276	1,122	4.1	53	9	
Melvin Gordon, L.A. Chargers		284	1,105	3.9	87	8	
*Leonard Fournette, Jacksonville		268	1,040	3.9	90	9	
C.J. Anderson, Denver		245	1,007	4.1	40	3	
2016		*Ezekiel Elliot, Dal. Cowboys	322	1,631	5.1	60	15
		*Jordan Howard, Chi. Bears	252	1,313	5.2	69	6
		DeMarco Murray, Tennessee ³	293	1,287	4.4	75	9
		Jay Ajayi, Miami	260	1,272	4.9	62	8
	Le'Veon Bell, Pittsburgh ²	261	1,268	4.9	44	7	
	LeSean McCoy, Buffalo ⁵	234	1,267	5.4	75	13	
	David Johnson, Arizona	293	1,239	4.2	58	16	
	LeGarrette Blount, New England ²	299	1,161	3.9	44	18	
	Devonta Freeman, Atlanta ²	227	1,079	4.8	75	11	
	Lamar Miller, Hou. Texans ²	268	1,073	4.0	45	5	
	Mark Ingram, New Orleans	205	1,043	5.1	75	6	
	Frank Gore, Indianapolis ²	263	1,025	3.9	22	4	
	2015	Adrian Peterson, Minnesota ⁷	327	1,485	4.5	80	11
		Doug Martin, Tampa Bay ²	288	1,402	4.9	84	6
*Todd Gurley, St.L. Rams		229	1,106	4.8	71	10	
Darren McFadden, Dal. Cowboys ²		239	1,089	4.6	50	3	
Chris Ivory, N.Y. Jets		247	1,070	4.3	58	7	
Lataavius Murray, Oakland		266	1,066	4.0	54	6	
Devonta Freeman, Atlanta		265	1,056	4.0	39	11	
2014	DeMarco Murray, Dal. Cowboys ²	392	1,845	4.7	51	13	
	Le'Veon Bell, Pittsburgh	290	1,361	4.7	81	8	
	LeSean McCoy, Philadelphia ⁴	312	1,319	4.2	53	5	
	Marshawn Lynch, Seattle ³	280	1,306	4.7	79	13	
	Justin Forsett, Bal. Ravens	235	1,266	5.4	52	8	
	Arian Foster, Hou. Texans ⁴	260	1,246	4.8	51	8	
	Eddie Lacy, Green Bay ²	246	1,139	4.6	44	9	

OUTSTANDING PERFORMERS

Year	Player, Team	Att.	Yards	Avg.	Long	TD
	*Jeremy Hill, Cincinnati	222	1,124	5.1	85	9
	Frank Gore, San Francisco ⁶	255	1,106	4.3	52	4
	Lamar Miller, Miami	216	1,099	5.1	97	8
	Alfred Morris, Washington ³	265	1,074	4.1	30	8
	Matt Forté, Chi. Bears ⁵	266	1,038	3.9	32	6
	Jamaal Charles, Kansas City ⁶	206	1,033	5.0	63	9
2013	LeSean McCoy, Philadelphia ³	314	1,607	5.1	57	9
	Matt Forté, Chi. Bears ⁴	289	1,339	4.6	55	9
	Jamaal Charles, Kansas City ⁴	259	1,287	5.0	46	12
	Alfred Morris, Washington ²	276	1,275	4.6	45	7
	Adrian Peterson, Minnesota ⁵	279	1,266	4.5	78	10
	Marshawn Lynch, Seattle ⁶	301	1,257	4.2	43	12
	Ryan Mathews, S.D. Chargers ²	285	1,255	4.4	51	6
	*Eddie Lacy, Green Bay	284	1,178	4.1	60	11
	Frank Gore, San Francisco ⁷	276	1,128	4.1	51	9
	DeMarco Murray, Dal. Cowboys	217	1,121	5.2	43	9
	Chris Johnson, Tennessee ⁶	279	1,077	3.9	30	6
	Knowshon Moreno, Denver	241	1,038	4.3	31	10
	Reggie Bush, Detroit ²	223	1,006	4.5	39	4
2012	Adrian Peterson, Minnesota ⁵	348	2,097	6.0	82	12
	*Alfred Morris, Washington	335	1,613	4.8	39	13
	Marshawn Lynch, Seattle ¹	315	1,590	5.0	77	11
	Jamaal Charles, Kansas City ³	285	1,509	5.3	91	5
	*Doug Martin, Tampa Bay	319	1,454	4.6	70	11
	Arian Foster, Hou. Texans ³	351	1,424	4.1	46	15
	Stevan Ridley, New England	290	1,263	4.4	41	12
	C.J. Spiller, Buffalo	207	1,244	6.0	62	6
	Chris Johnson, Tennessee ⁵	276	1,243	4.5	94	6
	Frank Gore, San Francisco ⁶	258	1,214	4.7	37	8
	Ray Rice, Bal. Ravens ⁴	257	1,143	4.4	46	9
	Matt Forté, Chi. Bears ⁵	248	1,094	4.4	46	5
	BenJarvus Green-Ellis, Cincinnati ²	278	1,094	3.9	48	6
	Shonn Greene, N.Y. Jets ²	276	1,063	3.9	36	8
	Steven Jackson, St.L. Rams ⁵	257	1,042	4.1	46	4
	Ahmad Bradshaw, N.Y. Giants ²	221	1,015	4.6	37	6
2011	Maurice Jones-Drew, Jacksonville ³	343	1,606	4.7	56	8
	Ray Rice, Bal. Ravens ³	291	1,364	4.7	70	12
	Michael Turner, Atlanta ²	301	1,340	4.5	81	11
	LeSean McCoy, Philadelphia ²	273	1,309	4.8	60	17
	Arian Foster, Hou. Texans ²	278	1,224	4.4	43	10
	Frank Gore, San Francisco ⁵	282	1,211	4.3	55	8
	Marshawn Lynch, Seattle ³	285	1,204	4.2	47	12
	Willis McGahee, Denver ⁴	249	1,199	4.8	60	4
	Steven Jackson, St.L. Rams ⁷	260	1,145	4.4	47	5
	Ryan Mathews, S.D. Chargers	222	1,091	4.9	39	6
	Reggie Bush, Miami	216	1,086	5.0	76	6
	Cedric Benson, Cincinnati ³	273	1,067	3.9	42	6
	Shonn Greene, N.Y. Jets	253	1,054	4.2	31	6
	Chris Johnson, Tennessee ⁴	262	1,047	4.0	48	4
	Beanie Wells, Arizona	245	1,047	4.3	71	10
2010	Arian Foster, Hou. Texans	327	1,616	4.9	74	16
	Jamaal Charles, Kansas City ²	230	1,467	6.4	80	5
	Michael Turner, Atlanta ²	334	1,371	4.1	55	12
	Chris Johnson, Tennessee ³	316	1,364	4.3	76	11
	Maurice Jones-Drew, Jacksonville ²	299	1,324	4.4	37	5
	Adrian Peterson, Minnesota ¹	283	1,298	4.6	80	12
	Rashard Mendenhall, Pittsburgh ²	324	1,273	3.9	50	13
	Steven Jackson, St.L. Rams ⁶	330	1,241	3.8	42	6
	Ahmad Bradshaw, N.Y. Giants	276	1,235	4.5	48	8
	Ray Rice, Bal. Ravens ²	307	1,220	4.0	50	5
	Peyton Hillis, Cle. Browns	270	1,177	4.4	48	11
	Darren McFadden, Oakland	223	1,157	5.2	57	7
	Cedric Benson, Cincinnati ²	321	1,111	3.5	26	7
	LeSean McCoy, Philadelphia	207	1,080	5.2	62	7
	Matt Forté, Chi. Bears ²	237	1,069	4.5	68	6
	BenJarvus Green-Ellis, New England	229	1,008	4.4	33	13
	*LeGarrette Blount, Tampa Bay	201	1,007	5.0	53	6
2009	Chris Johnson, Tennessee ²	358	2,006	5.6	91	14
	Steven Jackson, St.L. Rams ⁵	324	1,416	4.8	58	4
	Thomas Jones, N.Y. Jets ¹	331	1,402	4.2	71	14

OUTSTANDING PERFORMERS

Year	Player, Team	Att.	Yards	Avg.	Long	TD
	Maurice Jones-Drew, Jacksonville	312	1,391	4.5	80	15
	Adrian Peterson, Minnesota ³	314	1,383	4.4	64	18
	Ray Rice, Bal. Ravens	254	1,339	5.3	59	7
	Ryan Grant, Green Bay ²	282	1,253	4.4	62	11
	Cedric Benson, Cincinnati	301	1,251	4.2	42	6
	Jonathan Stewart, Carolina	221	1,133	5.1	67	10
	Ricky Williams, Miami ²	241	1,121	4.6	68	11
	Jamaal Charles, Kansas City	190	1,120	5.9	76	7
	Frank Gore, San Francisco ²	229	1,120	4.9	80	10
	DeAngelo Williams, Carolina ²	216	1,117	5.2	77	7
	Rashard Mendenhall, Pittsburgh	242	1,108	4.6	60	7
	Fred Jackson, Buffalo	237	1,062	4.5	43	2
2008	Adrian Peterson, Minnesota ²	363	1,760	4.9	67	10
	Michael Turner, Atlanta	376	1,699	4.5	70	17
	DeAngelo Williams, Carolina	273	1,515	5.6	69	18
	Clinton Portis, Washington ⁶	342	1,487	4.4	31	9
	Thomas Jones, N.Y. Jets ⁴	290	1,312	4.5	59	13
	*Steve Slaton, Hou. Texans	268	1,282	4.8	71	9
	*Matt Forté, Chi. Bears	316	1,238	3.9	50	8
	*Chris Johnson, Tennessee	251	1,228	4.9	66	9
	Ryan Grant, Green Bay	312	1,203	3.9	57	4
	LaDainian Tomlinson, S.D. Chargers ⁵	292	1,110	3.8	45	11
	Brandon Jacobs, N.Y. Giants ²	219	1,089	5.0	44	15
	Steven Jackson, St.L. Rams ⁴	253	1,042	4.1	56	7
	Frank Gore, San Francisco ²	240	1,036	4.3	41	6
	Marshawn Lynch, Buffalo ²	250	1,036	4.1	50	8
	Derrick Ward, N.Y. Giants	182	1,025	5.6	51	2
	Jamal Lewis, Cleveland ⁷	279	1,002	3.6	29	4
2007	LaDainian Tomlinson, S.D. Chargers ⁷	315	1,474	4.7	49	15
	*Adrian Peterson, Minnesota	238	1,341	5.6	73	12
	Brian Westbrook, Philadelphia ²	278	1,333	4.8	36	7
	Willie Parker, Pittsburgh ³	321	1,316	4.1	32	2
	Jamal Lewis, Cle. Browns ⁵	298	1,304	4.4	66	9
	Clinton Portis, Washington ²	325	1,262	3.9	32	11
	Edgerrin James, Arizona ⁷	324	1,222	3.8	27	7
	Willis McGahee, Bal. Ravens ³	294	1,207	4.1	46	7
	Fred Taylor, Jacksonville ²	223	1,202	5.4	80	5
	Thomas Jones, N.Y. Jets ³	310	1,119	3.6	36	1
	*Marshawn Lynch, Buffalo	280	1,115	4.0	56	7
	LenDale White, Tennessee	303	1,110	3.7	28	7
	Frank Gore, San Francisco ²	260	1,102	4.2	43	5
	Joseph Addai, Indianapolis ²	261	1,072	4.1	23	12
	Justin Fargas, Oakland	222	1,009	4.6	48	4
	Brandon Jacobs, N.Y. Giants	202	1,009	5.0	43	4
	Steven Jackson, St.L. Rams ³	237	1,002	4.2	54	5
2006	LaDainian Tomlinson, S.D. Chargers ⁵	348	1,815	5.2	85	28
	Larry Johnson, Kansas City ²	416	1,789	4.3	47	17
	Frank Gore, San Francisco	312	1,695	5.4	72	8
	Tiki Barber, N.Y. Giants ⁵	327	1,662	5.1	55	5
	Steven Jackson, St.L. Rams ²	346	1,528	4.4	59	13
	Willie Parker, Pittsburgh ²	337	1,494	4.4	76	13
	Rudi Johnson, Cincinnati ³	341	1,309	3.8	22	12
	Brian Westbrook, Philadelphia	240	1,217	5.1	71	7
	Chester Taylor, Minnesota	303	1,216	4.0	95	6
	Travis Henry, Tennessee ²	270	1,211	4.5	70	7
	Thomas Jones, Chi. Bears ²	296	1,210	4.1	30	6
	Edgerrin James, Arizona ⁵	337	1,159	3.4	18	6
	Ladell Betts, Washington	245	1,154	4.7	26	4
	Fred Taylor, Jacksonville ⁵	231	1,146	5.0	76	5
	Warrick Dunn, Atlanta ⁵	286	1,140	4.0	90	4
	Jamal Lewis, Bal. Ravens ⁵	314	1,132	3.6	52	9
	Julius Jones, Dal. Cowboys	267	1,084	4.1	77	4
	*Joseph Addai, Indianapolis	226	1,081	4.8	41	7
	Ahman Green, Green Bay ⁶	266	1,059	4.0	70	5
	Deuce McAllister, New Orleans ⁴	244	1,057	4.3	57	10
	Michael Vick, Atlanta	123	1,039	8.5	51	2
	Tatum Bell, Denver	233	1,025	4.4	51	2
	Ronnie Brown, Miami	241	1,008	4.2	47	5
2005	Shaun Alexander, Seattle ⁵	370	1,880	5.1	88	27
	Tiki Barber, N.Y. Giants ⁵	357	1,860	5.2	95	9

OUTSTANDING PERFORMERS

Year	Player, Team	Att.	Yards	Avg.	Long	TD
	Larry Johnson, Kansas City	336	1,750	5.2	49	20
	Clinton Portis, Washington ⁴	352	1,516	4.3	47	11
	Edgerrin James, Indianapolis ⁵	360	1,506	4.2	33	13
	LaDainian Tomlinson, S.D. Chargers ⁵	339	1,462	4.3	62	18
	Rudi Johnson, Cincinnati ²	337	1,458	4.3	33	12
	Warrick Dunn, Atlanta ⁴	280	1,416	5.1	65	3
	Thomas Jones, Chi. Bears	314	1,335	4.3	42	9
	Willis McGahee, Buffalo ²	325	1,247	3.8	27	5
	Reuben Droughns, Cleveland ²	309	1,232	4.0	75	2
	Willie Parker, Pittsburgh	255	1,202	4.7	80	4
	*Carnell Williams, Tampa Bay	290	1,178	4.1	71	6
	Steven Jackson, St.L. Rams	254	1,046	4.1	51	8
	LaMont Jordan, Oakland	272	1,025	3.8	26	9
	Mike Anderson, Denver ²	239	1,014	4.2	44	12
2004	Curtis Martin, N.Y. Jets ⁶	371	1,697	4.6	25	12
	Shaun Alexander, Seattle ¹	353	1,696	4.8	44	16
	Corey Dillon, New England ⁷	345	1,635	4.7	44	12
	Edgerrin James, Indianapolis ⁴	334	1,548	4.6	40	9
	Tiki Barber, N.Y. Giants ¹	322	1,518	4.7	72	13
	Rudi Johnson, Cincinnati	361	1,454	4.0	52	12
	LaDainian Tomlinson, S.D. Chargers ⁴	339	1,335	3.9	42	17
	Clinton Portis, Washington ³	343	1,315	3.8	64	5
	Reuben Droughns, Denver	275	1,240	4.5	51	6
	Fred Taylor, Jacksonville ⁵	260	1,224	4.7	46	2
	Domanick Davis, Hou. Texans ²	302	1,188	3.9	44	13
	Ahman Green, Green Bay ⁶	259	1,163	4.5	90	7
	*Kevin Jones, Detroit	241	1,133	4.7	74	5
	Willis McGahee, Buffalo	284	1,128	4.0	41	13
	Warrick Dunn, Atlanta ³	265	1,106	4.2	60	9
	Deuce McAllister, New Orleans ³	269	1,074	4.0	71	9
	Chris Brown, Tennessee	220	1,067	4.9	52	6
	Jamal Lewis, Bal. Ravens ⁴	235	1,006	4.3	75	7
2003	Jamal Lewis, Bal. Ravens ³	387	2,066	5.3	82	14
	Ahman Green, Green Bay ⁴	355	1,883	5.3	98	15
	LaDainian Tomlinson, S.D. Chargers ³	313	1,645	5.3	73	13
	Deuce McAllister, New Orleans ²	351	1,641	4.7	76	8
	Clinton Portis, Denver ²	290	1,591	5.5	65	14
	Fred Taylor, Jacksonville ⁴	345	1,572	4.6	62	6
	Stephen Davis, Carolina ⁴	318	1,444	4.5	40	8
	Shaun Alexander, Seattle ³	326	1,435	4.4	55	14
	Priest Holmes, Kansas City ⁴	320	1,420	4.4	31	27
	Ricky Williams, Miami ¹	392	1,372	3.5	45	9
	Travis Henry, Buffalo ²	331	1,356	4.1	64	10
	Curtis Martin, N.Y. Jets ²	323	1,308	4.1	56	2
	Edgerrin James, Indianapolis ³	310	1,259	4.1	43	11
	Tiki Barber, N.Y. Giants ³	278	1,216	4.4	27	2
	*Domanick Davis, Hou. Texans	238	1,031	4.3	51	8
	Eddie George, Tennessee ⁷	312	1,031	3.3	27	5
	Kevan Barlow, San Francisco	201	1,024	5.1	78	6
	Anthony Thomas, Chi. Bears ²	244	1,024	4.2	67	6
2002	Ricky Williams, Miami ³	383	1,853	4.8	63	16
	LaDainian Tomlinson, S.D. Chargers ²	372	1,683	4.5	76	14
	Priest Holmes, Kansas City ³	313	1,615	5.2	56	21
	*Clinton Portis, Denver	273	1,508	5.5	59	15
	Travis Henry, Buffalo	325	1,438	4.4	34	13
	Deuce McAllister, New Orleans	325	1,388	4.3	62	13
	Tiki Barber, N.Y. Giants ²	304	1,387	4.6	70	11
	Jamal Lewis, Bal. Ravens ²	308	1,327	4.3	75	6
	Fred Taylor, Jacksonville ³	287	1,314	4.6	63	8
	Corey Dillon, Cincinnati ⁶	314	1,311	4.2	67	7
	Michael Bennett, Minnesota	255	1,296	5.1	85	5
	Ahman Green, Green Bay ³	286	1,240	4.3	43	7
	Shaun Alexander, Seattle ²	295	1,175	4.0	58	16
	Eddie George, Tennessee ⁶	343	1,165	3.4	35	12
	Curtis Martin, N.Y. Jets ¹	261	1,094	4.2	35	7
	Duce Staley, Philadelphia ³	269	1,029	3.8	57	5
	James Stewart, Detroit ¹	231	1,021	4.4	56	4
2001	Priest Holmes, Kansas City ²	327	1,555	4.8	41	8
	Curtis Martin, N.Y. Jets ⁷	333	1,513	4.5	47	10
	Stephen Davis, Washington ¹	356	1,432	4.0	32	5

OUTSTANDING PERFORMERS

Year	Player, Team	Att.	Yards	Avg.	Long	TD
	Ahman Green, Green Bay ²	304	1,387	4.6	83	9
	Marshall Faulk, St.L. Rams ⁷	260	1,382	5.3	71	12
	Shaun Alexander, Seattle.....	309	1,318	4.3	88	14
	Corey Dillon, Cincinnati ⁵	340	1,315	3.9	96	10
	Ricky Williams, New Orleans ²	313	1,245	4.0	46	6
	*LaDainian Tomlinson, S.D. Chargers.....	339	1,236	3.6	54	10
	Garrison Hearst, San Francisco ⁴	252	1,206	4.8	43	4
	*Anthony Thomas, Chi. Bears.....	278	1,183	4.3	46	7
	Antowain Smith, New England ²	287	1,157	4.0	44	12
	*Dominic Rhodes, Indianapolis.....	233	1,104	4.7	77	9
	Jerome Bettis, Pittsburgh ⁸	225	1,072	4.8	48	4
	Emmitt Smith, Dal. Cowboys ¹	261	1,021	3.9	44	3
2000	Edgerrin James, Indianapolis ²	387	1,709	4.4	30	13
	Robert Smith, Minnesota ⁴	295	1,521	5.2	72	7
	Eddie George, Tennessee ⁶	403	1,509	3.7	35	14
	*Mike Anderson, Denver.....	297	1,487	5.0	80	15
	Corey Dillon, Cincinnati ⁴	315	1,435	4.6	80	7
	Fred Taylor, Jacksonville ²	292	1,399	4.8	71	12
	*Jamal Lewis, Bal. Ravens.....	309	1,364	4.4	45	6
	Marshall Faulk, St.L. Rams ⁵	253	1,359	5.4	36	18
	Jerome Bettis, Pittsburgh ⁷	355	1,341	3.8	30	8
	Stephen Davis, Washington ²	332	1,318	4.0	50	11
	Ricky Watters, Seattle ²	278	1,242	4.5	55	7
	Curtis Martin, N.Y. Jets ⁶	316	1,204	3.8	55	9
	Emmitt Smith, Dal. Cowboys ⁸	294	1,203	4.1	52	9
	James Stewart, Detroit.....	339	1,184	3.5	34	10
	Ahman Green, Green Bay.....	263	1,175	4.5	39	10
	Charlie Garner, San Francisco ²	258	1,142	4.4	42	7
	Lamar Smith, Miami.....	309	1,139	3.7	68	14
	Warrick Dunn, Tampa Bay ²	248	1,133	4.6	70	8
	James Allen, Chi. Bears.....	290	1,120	3.9	29	2
	Tyronne Wheatley, Oakland.....	232	1,046	4.5	80	9
	Jamal Anderson, Atlanta ⁴	282	1,024	3.6	42	6
	Tiki Barber, N.Y. Giants.....	213	1,006	4.7	78	8
	Ricky Williams, New Orleans.....	248	1,000	4.0	26	8
1999	*Edgerrin James, Indianapolis.....	369	1,553	4.2	72	13
	Curtis Martin, N.Y. Jets ⁵	367	1,464	4.0	50	5
	Stephen Davis, Washington.....	290	1,405	4.8	76	17
	Emmitt Smith, Dal. Cowboys ⁹	329	1,397	4.3	63	11
	Marshall Faulk, St.L. Rams ³	253	1,381	5.5	58	7
	Eddie George, Tennessee ⁴	320	1,304	4.1	40	9
	Duce Staley, Philadelphia ²	325	1,273	3.9	29	4
	Charlie Garner, San Francisco.....	241	1,229	5.1	53	4
	Ricky Watters, Seattle ⁵	325	1,210	3.7	45	5
	Corey Dillon, Cincinnati ³	263	1,200	4.6	50	5
	*Olandis Gary, Denver.....	276	1,159	4.2	71	7
	Jerome Bettis, Pittsburgh ⁶	299	1,091	3.7	35	7
	Dorsey Levens, Green Bay ²	279	1,034	3.7	36	9
	Robert Smith, Minnesota ³	221	1,015	4.6	70	2
1998	Terrell Davis, Denver ⁴	392	2,008	5.1	70	21
	Jamal Anderson, Atlanta ³	410	1,846	4.5	48	14
	Garrison Hearst, San Francisco ³	310	1,570	5.1	96	7
	Barry Sanders, Detroit ¹⁰	343	1,491	4.3	73	4
	Emmitt Smith, Dal. Cowboys ⁸	319	1,332	4.2	32	13
	Marshall Faulk, Indianapolis ⁴	324	1,319	4.1	68	6
	Eddie George, Tennessee ³	348	1,294	3.7	37	5
	Curtis Martin, N.Y. Jets ⁴	369	1,287	3.5	60	8
	Ricky Watters, Seattle ³	319	1,239	3.9	39	9
	*Fred Taylor, Jacksonville.....	264	1,223	4.6	77	14
	Robert Smith, Minnesota ²	249	1,187	4.8	74	6
	Jerome Bettis, Pittsburgh ⁵	316	1,185	3.8	42	3
	Corey Dillon, Cincinnati ²	262	1,130	4.3	66	4
	Antowain Smith, Buffalo.....	300	1,124	3.7	30	8
	*Robert Edwards, New England.....	291	1,115	3.8	53	9
	Duce Staley, Philadelphia.....	258	1,065	4.1	64	5
	Gary Brown, N.Y. Giants ²	247	1,063	4.3	45	5
	Adrian Murrell, Arizona ³	274	1,042	3.8	32	8
	Warrick Dunn, Tampa Bay.....	245	1,026	4.2	50	2
	Priest Holmes, Bal. Ravens.....	233	1,008	4.3	56	7

OUTSTANDING PERFORMERS

Year	Player, Team	Att.	Yards	Avg.	Long	TD	
1997	Barry Sanders, Detroit ¹	335	2,053	6.1	82	11	
	Terrell Davis, Denver ³	369	1,750	4.7	50	15	
	Jerome Bettis, Pittsburgh ¹	375	1,665	4.4	34	7	
	Dorsey Levens, Green Bay.....	329	1,435	4.4	52	7	
	Eddie George, Tennessee ²	357	1,399	3.9	30	6	
	Napoleon Kaufman, Oakland.....	272	1,294	4.8	83	6	
	Robert Smith, Minnesota.....	232	1,266	5.5	78	6	
	Curtis Martin, New England ³	274	1,160	4.2	70	4	
	*Corey Dillon, Cincinnati.....	233	1,129	4.8	71	10	
	Ricky Watters, Philadelphia ¹	285	1,110	3.9	28	7	
	Adrian Murrell, N.Y. Jets ²	300	1,086	3.6	43	7	
	Emmitt Smith, Dal. Cowboys ⁷	261	1,074	4.1	44	4	
	Marshall Faulk, Indianapolis ³	264	1,054	4.0	45	7	
	Raymont Harris, Chi. Bears.....	275	1,033	3.8	68	10	
	Garrison Hearst, San Francisco ²	234	1,019	4.4	51	4	
	Jamal Anderson, Atlanta ²	290	1,002	3.5	39	7	
	1996	Barry Sanders, Detroit ¹	307	1,553	5.1	54	11
Terrell Davis, Denver ²		345	1,538	4.5	71	13	
Jerome Bettis, Pittsburgh ¹		320	1,431	4.5	50	11	
Ricky Watters, Philadelphia ³		353	1,411	4.0	56	13	
*Eddie George, Hou. Oilers.....		335	1,368	4.1	76	8	
Terry Allen, Washington ¹		347	1,353	3.9	49	21	
Adrian Murrell, N.Y. Jets.....		301	1,249	4.1	78	6	
Emmitt Smith, Dal. Cowboys ³		327	1,204	3.7	42	12	
Curtis Martin, New England ²		316	1,152	3.6	57	14	
Anthony Johnson, Carolina.....		300	1,120	3.7	29	6	
*Karim Abdul-Jabbar, Miami.....		307	1,116	3.6	29	11	
Jamal Anderson, Atlanta.....		232	1,055	4.5	32	5	
Thurman Thomas, Buffalo ³		281	1,033	3.7	36	8	
1995		Emmitt Smith, Dal. Cowboys ⁵	377	1,773	4.7	60	25
		Barry Sanders, Detroit ¹	314	1,500	4.8	75	11
		*Curtis Martin, New England.....	368	1,487	4.0	49	14
		Chris Warren, Seattle ¹	310	1,346	4.3	52	15
	Terry Allen, Washington ³	338	1,309	3.9	28	10	
	Ricky Watters, Philadelphia ²	337	1,273	3.8	57	11	
	Errict Rhett, Tampa Bay ²	332	1,207	3.6	21	11	
	Rodney Hampton, N.Y. Giants ¹	306	1,182	3.9	32	10	
	*Terrell Davis, Denver.....	237	1,117	4.7	60	7	
	Harvey Williams, Oakland.....	255	1,114	4.4	60	9	
	Craig Heyward, Atlanta.....	236	1,083	4.6	31	6	
	Marshall Faulk, Indianapolis ²	289	1,078	3.7	40	11	
	*Rashaan Salaam, Chi. Bears.....	296	1,074	3.6	42	10	
	Garrison Hearst, Arizona.....	284	1,070	3.8	38	1	
	Edgar Bennett, Green Bay.....	316	1,067	3.4	23	3	
	Thurman Thomas, Buffalo ⁷	267	1,005	3.8	49	6	
	1994	Barry Sanders, Detroit ¹	331	1,883	5.7	85	7
Chris Warren, Seattle ³		333	1,545	4.6	41	9	
Emmitt Smith, Dal. Cowboys ⁴		368	1,484	4.0	46	21	
Natrone Means, S.D. Chargers.....		343	1,350	3.9	25	12	
*Marshall Faulk, Indianapolis.....		314	1,282	4.1	52	11	
Thurman Thomas, Buffalo ⁶		287	1,093	3.8	29	7	
Rodney Hampton, N.Y. Giants ¹		327	1,075	3.3	27	6	
Terry Allen, Minnesota ²		255	1,031	4.0	45	8	
Jerome Bettis, L.A. Rams ²		319	1,025	3.2	19	3	
*Errict Rhett, Tampa Bay.....		284	1,011	3.6	27	7	
1993		Emmitt Smith, Dal. Cowboys ³	283	1,486	5.3	62	9
		*Jerome Bettis, L.A. Rams.....	294	1,429	4.9	71	7
		Thurman Thomas, Buffalo ⁵	355	1,315	3.7	27	6
		Eric Pegram, Atlanta.....	292	1,185	4.1	29	3
		Barry Sanders, Detroit ¹	243	1,115	4.6	42	3
		Leonard Russell, New England.....	300	1,088	3.6	21	7
		Rodney Hampton, N.Y. Giants ²	292	1,077	3.7	20	5
	Chris Warren, Seattle ²	273	1,072	3.9	45	7	
	*Reggie Brooks, Washington.....	223	1,063	4.8	85	3	
	*Ron Moore, Phoenix.....	263	1,018	3.9	20	9	
	Gary Brown, Hou. Oilers.....	195	1,002	5.1	26	6	
	1992	Emmitt Smith, Dal. Cowboys ²	373	1,713	4.6	68	18
		Barry Foster, Pittsburgh.....	390	1,690	4.3	69	11
		Thurman Thomas, Buffalo ⁴	312	1,487	4.8	44	9

OUTSTANDING PERFORMERS

Year	Player, Team	Att.	Yards	Avg.	Long	TD
	Barry Sanders, Detroit ⁴	312	1,352	4.3	55	9
	Lorenzo White, Hou. Oilers.....	265	1,226	4.6	44	7
	Terry Allen, Minnesota.....	266	1,201	4.5	51	13
	Reggie Cobb, Tampa Bay.....	310	1,171	3.8	25	9
	Harold Green, Cincinnati.....	265	1,170	4.4	53	2
	Rodney Hampton, N.Y. Giants ²	257	1,141	4.4	63	14
	Cleveland Gary, L.A. Rams.....	279	1,125	4.0	63	7
	Herschel Walker, Philadelphia ²	267	1,070	4.0	38	8
	Chris Warren, Seattle.....	223	1,017	4.6	52	3
	Ricky Watters, San Francisco.....	206	1,013	4.9	43	9
1991	Emmitt Smith, Dal. Cowboys.....	365	1,563	4.3	75	12
	Barry Sanders, Detroit ⁵	342	1,548	4.5	69	16
	Thurman Thomas, Buffalo ³	288	1,407	4.9	33	7
	Rodney Hampton, N.Y. Giants.....	256	1,059	4.1	44	10
	Earnest Byner, Washington ²	274	1,048	3.8	32	5
	Gaston Green, Denver.....	261	1,037	4.0	63	4
	Christian Okoye, Kansas City ²	225	1,031	4.6	48	9
1990	Barry Sanders, Detroit ⁶	255	1,304	5.1	45	13
	Thurman Thomas, Buffalo ²	271	1,297	4.8	80	11
	Marion Butts, S.D. Chargers.....	265	1,225	4.6	52	8
	Earnest Byner, Washington ²	297	1,219	4.1	22	6
	Bobby Humphrey, Denver ²	288	1,202	4.2	37	7
	Neal Anderson, Chi. Bears ³	260	1,078	4.1	52	10
	Barry Word, Kansas City.....	204	1,015	5.0	53	4
	James Brooks, Cincinnati ³	195	1,004	5.1	56	5
1989	Christian Okoye, Kansas City.....	370	1,480	4.0	59	12
	*Barry Sanders, Detroit.....	280	1,470	5.3	34	14
	Eric Dickerson, Indianapolis ⁷	314	1,311	4.2	21	7
	Neal Anderson, Chi. Bears ²	274	1,275	4.7	73	11
	Dalton Hilliard, New Orleans.....	344	1,262	3.7	40	13
	Thurman Thomas, Buffalo.....	298	1,244	4.2	38	6
	James Brooks, Cincinnati ²	221	1,239	5.6	65	7
	*Bobby Humphrey, Denver.....	294	1,151	3.9	40	7
	Greg Bell, L.A. Rams ³	272	1,137	4.2	47	15
	Roger Craig, San Francisco ³	271	1,054	3.9	27	6
	Ottis Anderson, N.Y. Giants ⁸	325	1,023	3.1	36	14
1988	Eric Dickerson, Indianapolis ⁸	388	1,659	4.3	41	14
	Herschel Walker, Dal. Cowboys.....	361	1,514	4.2	38	5
	Roger Craig, San Francisco ²	310	1,502	4.8	46	9
	Greg Bell, L.A. Rams ²	288	1,212	4.2	44	16
	*John Stephens, New England.....	297	1,168	3.9	52	4
	Gary Anderson, S.D. Chargers.....	225	1,119	5.0	36	3
	Neal Anderson, Chi. Bears.....	249	1,106	4.4	80	12
	Joe Morris, N.Y. Giants ³	307	1,083	3.5	27	5
	*Ickey Woods, Cincinnati.....	203	1,066	5.3	56	15
	Curt Warner, Seattle ⁴	266	1,025	3.9	29	10
	John Settle, Atlanta.....	232	1,024	4.4	62	7
	Mike Rozier, Hou. Oilers.....	251	1,002	4.0	28	10
1987	Charles White, L.A. Rams.....	324	1,374	4.2	58	11
	Eric Dickerson, L.A. Rams-Indianapolis ⁵	283	1,288	4.6	57	6
1986	Eric Dickerson, L.A. Rams ⁴	404	1,821	4.5	42	11
	Joe Morris, N.Y. Giants ²	341	1,516	4.4	54	14
	Curt Warner, Seattle ³	319	1,481	4.6	60	13
	*Rueben Mayes, New Orleans.....	286	1,353	4.7	50	8
	Walter Payton, Chi. Bears ¹⁰	321	1,333	4.2	41	8
	Gerald Riggs, Atlanta ³	343	1,327	3.9	31	9
	George Rogers, Washington ⁴	303	1,203	4.0	42	18
	James Brooks, Cincinnati.....	205	1,087	5.3	56	5
1985	Marcus Allen, L.A. Raiders ³	390	1,759	4.6	61	11
	Gerald Riggs, Atlanta ²	397	1,719	4.3	50	10
	Walter Payton, Chi. Bears ⁹	324	1,551	4.8	40	9
	Joe Morris, N.Y. Giants.....	294	1,336	4.5	65	21
	Freeman McNeil, N.Y. Jets ³	294	1,331	4.5	69	3
	Tony Dorsett, Dal. Cowboys ⁸	305	1,307	4.3	60	7
	James Wilder, Tampa Bay ²	365	1,300	3.6	28	10
	Eric Dickerson, L.A. Rams ³	292	1,234	4.2	43	12
	Craig James, New England.....	263	1,227	4.7	65	5
	Kevin Mack, Cle. Browns.....	222	1,104	5.0	61	7
	Curt Warner, Seattle ²	291	1,094	3.8	38	8

OUTSTANDING PERFORMERS

Year	Player, Team	Att.	Yards	Avg.	Long	TD
	George Rogers, Washington ³	231	1,093	4.7	35	7
	Roger Craig, San Francisco.....	214	1,050	4.9	62	9
	Earnest Jackson, Philadelphia ⁴	282	1,028	3.6	59	5
	Stump Mitchell, St.L. Cardinals.....	183	1,006	5.5	64	7
	Earnest Byner, Cle. Browns.....	244	1,002	4.1	36	8
1984	Eric Dickerson, L.A. Rams ²	379	2,105	5.6	66	14
	Walter Payton, Chi. Bears ³	381	1,684	4.4	72	11
	James Wilder, Tampa Bay.....	407	1,544	3.8	37	13
	Gerald Riggs, Atlanta.....	353	1,486	4.2	57	13
	Wendell Tyler, San Francisco ³	246	1,262	5.1	40	7
	John Riggins, Washington ⁵	327	1,239	3.8	24	14
	Tony Dorsett, Dal. Cowboys ⁷	302	1,189	3.9	31	6
	Earnest Jackson, S.D. Chargers.....	296	1,179	4.0	32	8
	Ottis Anderson, St.L. Cardinals ⁵	289	1,174	4.1	24	6
	Marcus Allen, L.A. Raiders ²	275	1,168	4.2	52	13
	Sammy Winder, Denver.....	296	1,153	3.9	24	4
	*Greg Bell, Buffalo.....	262	1,100	4.2	85	7
	Freeman McNeil, N.Y. Jets.....	229	1,070	4.7	53	5
1983	*Eric Dickerson, L.A. Rams.....	390	1,808	4.6	85	18
	William Andrews, Atlanta ⁴	331	1,567	4.7	27	7
	*Curt Warner, Seattle.....	335	1,449	4.3	60	13
	Walter Payton, Chi. Bears ⁷	314	1,421	4.5	49	6
	John Riggins, Washington ⁴	375	1,347	3.6	44	24
	Tony Dorsett, Dal. Cowboys ⁷	289	1,321	4.6	77	8
	Earl Campbell, Hou. Oilers ⁵	322	1,301	4.0	42	12
	Ottis Anderson, St.L. Cardinals ⁴	296	1,270	4.3	43	5
	Mike Pruitt, Cle. Browns ⁴	293	1,184	4.0	27	10
	George Rogers, New Orleans ²	256	1,144	4.5	76	5
	Joe Cribbs, Buffalo ³	263	1,131	4.3	45	3
	Curtis Dickey, Bal. Colts.....	254	1,122	4.4	56	4
	Tony Collins, New England.....	219	1,049	4.8	50	10
	Billy Sims, Detroit ²	220	1,040	4.7	41	7
	Marcus Allen, L.A. Raiders.....	266	1,014	3.8	19	9
	Franco Harris, Pittsburgh ⁷	279	1,007	3.6	19	5
1981	*George Rogers, New Orleans.....	378	1,674	4.4	79	13
	Tony Dorsett, Dal. Cowboys ²	342	1,646	4.8	75	4
	Billy Sims, Detroit ²	296	1,437	4.9	51	13
	Wilbert Montgomery, Philadelphia ³	286	1,402	4.9	41	8
	Ottis Anderson, St.L. Cardinals ³	328	1,376	4.2	28	9
	Earl Campbell, Hou. Oilers ⁴	361	1,376	3.8	43	10
	William Andrews, Atlanta ³	289	1,301	4.5	29	10
	Walter Payton, Chi. Bears ⁵	339	1,222	3.6	39	6
	Chuck Muncie, S.D. Chargers ²	251	1,144	4.6	73	19
	*Joe Delaney, Kansas City.....	234	1,121	4.8	82	3
	Mike Pruitt, Cle. Browns ³	247	1,103	4.5	21	7
	Joe Cribbs, Buffalo ²	257	1,097	4.3	35	3
	Pete Johnson, Cincinnati.....	274	1,077	3.9	39	12
	Wendell Tyler, L.A. Rams ²	260	1,074	4.1	69	12
	Ted Brown, Minnesota.....	274	1,063	3.9	34	6
1980	Earl Campbell, Hou. Oilers ³	373	1,934	5.2	55	13
	Walter Payton, Chi. Bears ⁵	317	1,460	4.6	69	6
	Ottis Anderson, St.L. Cardinals ²	301	1,352	4.5	52	9
	William Andrews, Atlanta ²	265	1,308	4.9	33	4
	*Billy Sims, Detroit.....	313	1,303	4.2	52	13
	Tony Dorsett, Dal. Cowboys ⁴	278	1,185	4.3	56	11
	*Joe Cribbs, Buffalo.....	306	1,185	3.9	48	11
	Mike Pruitt, Cle. Browns ²	249	1,034	4.2	56	6
1979	Earl Campbell, Hou. Oilers ²	368	1,697	4.6	61	19
	Walter Payton, Chi. Bears ⁴	369	1,610	4.4	43	14
	*Ottis Anderson, St.L. Cardinals.....	331	1,605	4.8	76	8
	Wilbert Montgomery, Philadelphia ²	338	1,512	4.5	62	9
	Mike Pruitt, Cle. Browns.....	264	1,294	4.9	77	9
	Ricky Bell, Tampa Bay.....	283	1,263	4.5	49	7
	Chuck Muncie, New Orleans.....	238	1,198	5.0	69	11
	Franco Harris, Pittsburgh ⁷	267	1,186	4.4	71	11
	John Riggins, Washington ³	260	1,153	4.4	66	9
	Wendell Tyler, L.A. Rams.....	218	1,109	5.1	63	9
	Tony Dorsett, Dal. Cowboys ³	250	1,107	4.4	41	6
	*William Andrews, Atlanta.....	239	1,023	4.3	23	3

OUTSTANDING PERFORMERS

Year	Player, Team	Att.	Yards	Avg.	Long	TD
1978	*Earl Campbell, Hou. Oilers	302	1,450	4.8	81	13
	Walter Payton, Chi. Bears ³	333	1,395	4.2	76	11
	Tony Dorsett, Dal. Cowboys ²	290	1,325	4.6	63	7
	Delvin Williams, Miami ²	272	1,258	4.6	58	8
	Wilbert Montgomery, Philadelphia	259	1,220	4.7	47	9
	Terdell Middleton, Green Bay	284	1,116	3.9	76	11
	Franco Harris, Pittsburgh ⁶	310	1,082	3.5	37	8
	Mark van Eeghen, Oakland ³	270	1,080	4.0	34	9
	*Terry Miller, Buffalo	238	1,060	4.5	60	7
	Tony Reed, Kansas City	206	1,053	5.1	62	5
	John Riggins, Washington ²	248	1,014	4.1	31	5
1977	Walter Payton, Chi. Bears ²	339	1,852	5.5	73	14
	Mark van Eeghen, Oakland ²	324	1,273	3.9	27	7
	Lawrence McCutcheon, L.A. Rams ⁴	294	1,238	4.2	48	7
	Franco Harris, Pittsburgh ⁵	300	1,162	3.9	61	11
	Lydell Mitchell, Bal. Colts ³	301	1,159	3.9	64	3
	Chuck Foreman, Minnesota ³	270	1,112	4.1	51	6
	Greg Pruitt, Cle. Browns ²	236	1,086	4.6	78	3
	Sam Cunningham, New England	270	1,015	3.8	31	4
	*Tony Dorsett, Dal. Cowboys	208	1,007	4.8	84	12
	O.J. Simpson, Buffalo ⁶	290	1,503	5.2	75	8
	Walter Payton, Chi. Bears	311	1,390	4.5	60	13
1976	Delvin Williams, San Francisco	248	1,203	4.9	80	7
	Lydell Mitchell, Bal. Colts ²	289	1,200	4.2	43	5
	Lawrence McCutcheon, L.A. Rams ³	291	1,168	4.0	40	9
	Chuck Foreman, Minnesota ²	278	1,155	4.2	46	13
	Franco Harris, Pittsburgh ⁴	289	1,128	3.9	30	14
	Mike Thomas, Washington	254	1,101	4.3	28	5
	Rocky Bleier, Pittsburgh	220	1,036	4.7	28	5
	Mark van Eeghen, Oakland	233	1,012	4.3	21	3
	Otis Armstrong, Denver ²	247	1,008	4.1	31	5
	Greg Pruitt, Cle. Browns ²	209	1,000	4.8	64	4
	O.J. Simpson, Buffalo ⁴	329	1,817	5.5	88	16
1975	Franco Harris, Pittsburgh ³	262	1,246	4.8	36	10
	Lydell Mitchell, Bal. Colts	289	1,193	4.1	70	11
	Jim Otis, St.L. Cardinals	269	1,076	4.0	30	5
	Chuck Foreman, Minnesota	280	1,070	3.8	31	13
	Greg Pruitt, Cle. Browns	217	1,067	4.9	50	8
	John Riggins, N.Y. Jets	238	1,005	4.2	42	8
	Dave Hampton, Atlanta	250	1,002	4.0	22	5
	Otis Armstrong, Denver	263	1,407	5.3	43	9
	*Don Woods, S.D. Chargers	227	1,162	5.1	56	7
	O.J. Simpson, Buffalo ¹	270	1,125	4.2	41	3
	Lawrence McCutcheon, L.A. Rams ²	236	1,109	4.7	23	3
1974	Franco Harris, Pittsburgh ²	208	1,006	4.8	54	5
	O.J. Simpson, Buffalo ²	332	2,003	6.0	80	12
	John Brockington, Green Bay ³	265	1,144	4.3	53	3
	Calvin Hill, Dal. Cowboys ²	273	1,142	4.2	21	6
	Lawrence McCutcheon, L.A.	210	1,097	5.2	37	2
	Larry Csonka, Miami ³	219	1,003	4.6	25	5
	O.J. Simpson, Buffalo	292	1,251	4.3	94	6
	Larry Brown, Washington ²	285	1,216	4.3	38	8
	Ron Johnson, N.Y. Giants ²	298	1,182	4.0	35	9
	Larry Csonka, Miami ²	213	1,117	5.2	45	6
	Marv Hubbard, Oakland	219	1,100	5.0	39	4
1973	*Franco Harris, Pittsburgh	188	1,055	5.6	75	10
	Calvin Hill, Dal. Cowboy	245	1,036	4.2	26	6
	Mike Garrett, S.D. Chargers ²	272	1,031	3.8	41	6
	John Brockington, Green Bay ²	274	1,027	3.7	30	8
	Eugene (Mercury) Morris, Miami	190	1,000	5.3	33	12
	Floyd Little, Denver	284	1,133	4.0	40	6
	*John Brockington, Green Bay	216	1,105	5.1	52	4
	Larry Csonka, Miami	195	1,051	5.4	28	7
	Steve Owens, Detroit	246	1,035	4.2	23	8
	Willie Ellison, L.A. Rams	211	1,000	4.7	80	4
	1970	Larry Brown, Washington	237	1,125	4.7	75
Ron Johnson, N.Y. Giants		263	1,027	3.9	68	8
1969	Gale Sayers, Chi. Bears ²	236	1,032	4.4	28	8
1968	Leroy Kelly, Cle. Browns ³	248	1,239	5.0	65	16

OUTSTANDING PERFORMERS

Year	Player, Team	Att.	Yards	Avg.	Long	TD
	*Paul Robinson, Cincinnati.....	.238	1,023	4.3	87	8
1967	Jim Nance, Bos. Patriots ²269	1,216	4.5	53	7
	Leroy Kelly, Cle. Browns ²235	1,205	5.1	42	11
	Hoyle Granger, Hou. Oilers.....	.236	1,194	5.1	67	6
	Mike Garrett, Kansas City.....	.236	1,087	4.6	58	9
1966	Jim Nance, Bos. Patriots.....	.299	1,458	4.9	65	11
	Gale Sayers, Chi. Bears.....	.229	1,231	5.4	58	8
	Leroy Kelly, Cle. Browns.....	.209	1,141	5.5	70	15
	Dick Bass, L.A. Rams ²248	1,090	4.4	50	8
1965	Jim Brown, Cle. Browns ²289	1,544	5.3	67	17
	Paul Lowe, S.D. Chargers ²222	1,121	5.0	59	7
1964	Jim Brown, Cle. Browns ²280	1,446	5.2	71	7
	Jim Taylor, Green Bay ²235	1,169	5.0	84	12
	John Henry Johnson, Pittsburgh ²235	1,048	4.5	45	7
1963	Jim Brown, Cle. Browns ²291	1,863	6.4	80	12
	Clem Daniels, Oakland.....	.215	1,099	5.1	74	3
	Jim Taylor, Green Bay ⁴248	1,018	4.1	40	9
	Paul Lowe, S.D. Chargers.....	.177	1,010	5.7	66	8
1962	Jim Taylor, Green Bay ³272	1,474	5.4	51	19
	John Henry Johnson, Pittsburgh.....	.251	1,141	4.5	40	7
	Cookie Gilchrist, Buffalo.....	.214	1,096	5.1	44	13
	Abner Haynes, Dal. Texans.....	.221	1,049	4.7	71	13
	Dick Bass, L.A. Rams.....	.196	1,033	5.3	57	6
	Charlie Tolar, Hou. Oilers.....	.244	1,012	4.1	25	7
1961	Jim Brown, Cle. Browns ⁴305	1,408	4.6	38	8
	Jim Taylor, Green Bay ²243	1,307	5.4	53	15
1960	Jim Brown, Cle. Browns ²215	1,257	5.8	71	9
	Jim Taylor, Green Bay.....	.230	1,101	4.8	32	11
	John David Crow, St.L. Cardinals.....	.183	1,071	5.9	57	6
1959	Jim Brown, Cle. Browns ²290	1,329	4.6	70	14
	J.D. Smith, San Francisco.....	.207	1,036	5.0	73	10
1958	Jim Brown, Cle. Browns.....	.257	1,527	5.9	65	17
1956	Rick Casares, Chi. Bears.....	.234	1,126	4.8	68	12
1954	Joe Perry, San Francisco ²173	1,049	6.1	58	8
1953	Joe Perry, San Francisco.....	.192	1,018	5.3	51	10
1949	Steve Van Buren, Philadelphia ²263	1,146	4.4	41	11
	Tony Canadeo, Green Bay.....	.208	1,052	5.1	54	4
1947	Steve Van Buren, Philadelphia.....	.217	1,008	4.6	45	13
1934	*Beattie Feathers, Chi. Bears.....	.119	1,004	8.4	82	8

*First season of professional football. NOTE: Numeral in superscript indicates season number player accomplished feat.

200 YARDS RUSHING IN A GAME

Date	Player, Team, Opponent	Att.	Yards	TD
Jan. 3, 2021	*Jonathan Taylor, Indianapolis vs. Jacksonville.....	.30	253	2
Jan. 3, 2021	Derrick Henry, Tennessee vs. Hou. Texans.....	.34	250	2
Dec. 13, 2020	Derrick Henry, Tennessee vs. Jacksonville.....	.26	215	2
Oct. 18, 2020	Derrick Henry, Tennessee vs. Hou. Texans (OT).....	.22	212	2
Nov. 8, 2020	Dalvin Cook, Minnesota vs. Detroit.....	.22	206	2
Dec. 29, 2019	Derrick Henry, Tennessee vs. Hou. Texans.....	.32	211	3
Sept. 29, 2019	Leonard Fournette, Jacksonville vs. Denver.....	.29	225	0
Dec. 6, 2018	Derrick Henry, Tennessee vs. Jacksonville.....	.17	238	4
Oct. 14, 2018	Todd Gurley, L.A. Rams vs. Denver.....	.28	208	2
Oct. 7, 2018	Isaiah Crowell, N.Y. Jets vs. Denver.....	.15	219	1
Dec. 24, 2016	Jay Ajayi, Miami vs. Buffalo (OT).....	.32	206	1
Dec. 11, 2016	Le'Veon Bell, Pittsburgh vs. Buffalo.....	.38	236	3
Oct. 23, 2016	Jay Ajayi, Miami vs. Buffalo.....	.28	214	1
Oct. 16, 2016	Jay Ajayi, Miami vs. Pittsburgh.....	.25	204	2
Nov. 22, 2015	Doug Martin, Tampa Bay vs. Philadelphia.....	.27	235	0
Nov. 22, 2015	*Thomas Rawls, Seattle vs. San Francisco (OT).....	.30	209	1
Nov. 15, 2015	Adrian Peterson, Minnesota vs. Oakland (OT).....	.26	203	1
Nov. 17, 2014	Le'Veon Bell, Pittsburgh vs. Tennessee.....	.33	204	1
Nov. 16, 2014	Jonas Gray, New England vs. Indianapolis.....	.37	201	4
Dec. 8, 2013	LeSean McCoy, Philadelphia vs. Detroit.....	.29	217	2
Dec. 1, 2013	Adrian Peterson, Minnesota vs. Chicago (OT).....	.35	221	0
Nov. 24, 2013	Knowshon Moreno, Denver vs. New England (OT).....	.37	214	1
Dec. 30, 2012	DeAngelo Williams, Carolina vs. New Orleans.....	.21	210	2
Dec. 30, 2012	*Alfred Morris, Washington vs. Dal. Cowboys.....	.33	200	3
Dec. 23, 2012	Jamaal Charles, Kansas City vs. Indianapolis.....	.22	226	1
Dec. 16, 2012	Adrian Peterson, Minnesota vs. St.L. Rams.....	.24	212	1
Dec. 2, 2012	Adrian Peterson, Minnesota vs. Green Bay.....	.21	210	1

OUTSTANDING PERFORMERS

Date	Player, Team, Opponent	Att.	Yards	TD
Nov. 4, 2012	*Doug Martin, Tampa Bay vs. Oakland	25	251	4
Oct. 7, 2012	Ahmad Bradshaw, N.Y. Giants vs. Cle. Browns	30	200	1
Sept. 23, 2012	Jamaal Charles, Kansas City vs. New Orleans (OT)	33	233	1
Dec. 18, 2011	Reggie Bush, Miami vs. Buffalo	25	203	1
Dec. 4, 2011	Ray Rice, Bal. Ravens vs. Cle. Browns	29	204	1
Nov. 27, 2011	Beanie Wells, Arizona vs. St.L. Rams	27	228	1
Oct. 23, 2011	*DeMarco Murray, Dallas vs. St.L. Rams	25	253	1
Oct. 2, 2011	Matt Forté, Chi. Bears vs. Carolina	25	205	1
Sept. 12, 2010	Arian Foster, Hou. Texans vs. Indianapolis	33	231	3
Jan. 3, 2010	Jamaal Charles, Kansas City vs. Denver	25	259	2
Jan. 3, 2010	Fred Jackson, Buffalo vs. Indianapolis	33	212	0
Dec. 27, 2009	Jonathan Stewart, Carolina vs. N.Y. Giants	28	206	1
Dec. 20, 2009	Jerome Harrison, Cle. Browns vs. Kansas City	34	286	3
Nov. 1, 2009	Chris Johnson, Tennessee vs. Jacksonville	24	228	2
Oct. 18, 2009	Thomas Jones, N.Y. Jets vs. Buffalo (OT)	22	210	1
Sept. 20, 2009	Frank Gore, San Francisco vs. Seattle	16	207	2
Dec. 28, 2008	Michael Turner, Atlanta vs. St.L. Rams	25	208	1
Dec. 21, 2008	Derrick Ward, N.Y. Giants vs. Carolina (OT)	15	215	0
Sept. 7, 2008	Michael Turner, Atlanta vs. Detroit	22	220	2
Nov. 4, 2007	*Adrian Peterson, Minnesota vs. S.D. Chargers	30	296	3
Oct. 14, 2007	*Adrian Peterson, Minnesota vs. Chi. Bears	20	224	3
Sept. 16, 2007	Jamal Lewis, Cle. Browns vs. Cincinnati	27	216	1
Dec. 30, 2006	Tiki Barber, N.Y. Giants vs. Washington	23	234	3
Dec. 7, 2006	Willie Parker, Pittsburgh vs. Cle. Browns	32	223	1
Nov. 27, 2006	Shaun Alexander, Seattle vs. Green Bay	40	212	0
Nov. 19, 2006	Frank Gore, San Francisco vs. Seattle	24	201	0
Nov. 12, 2006	Willie Parker, Pittsburgh vs. New Orleans	22	213	2
Jan. 1, 2006	Larry Johnson, Kansas City vs. Cincinnati	26	201	3
Dec. 31, 2005	Tiki Barber, N.Y. Giants vs. Oakland	28	203	1
Dec. 17, 2005	Tiki Barber, N.Y. Giants vs. Kansas City	29	220	2
Nov. 20, 2005	Larry Johnson, Kansas City vs. Hou. Texans	36	211	2
Oct. 30, 2005	Tiki Barber, N.Y. Giants vs. Washington	24	206	1
Nov. 28, 2004	Rudi Johnson, Cincinnati vs. Cle. Browns	26	202	2
Nov. 21, 2004	Edgerrin James, Indianapolis vs. Chi. Bears	23	204	1
Dec. 28, 2003	Ahman Green, Green Bay vs. Denver	20	218	2
Dec. 28, 2003	LaDainian Tomlinson, S.D. Chargers vs. Oakland	31	243	2
Dec. 21, 2003	Jamal Lewis, Bal. Ravens vs. Cle. Browns	22	205	2
Dec. 7, 2003	Clinton Portis, Denver vs. Kansas City	22	218	5
Oct. 19, 2003	LaDainian Tomlinson, S.D. Chargers vs. Cle. Browns	26	200	1
Sept. 14, 2003	Jamal Lewis, Bal. Ravens vs. Cle. Browns	30	295	2
Dec. 29, 2002	*Clinton Portis, Denver vs. Arizona	24	228	2
Dec. 28, 2002	Tiki Barber, N.Y. Giants vs. Philadelphia	32	203	0
Dec. 9, 2002	Ricky Williams, Miami vs. Chi. Bears	31	216	2
Dec. 1, 2002	LaDainian Tomlinson, S.D. Chargers vs. Denver	37	220	3
Dec. 1, 2002	Ricky Williams, Miami vs. Buffalo	27	228	2
Sept. 29, 2002	LaDainian Tomlinson, S.D. Chargers vs. New England	27	217	2
Dec. 23, 2001	Marshall Faulk, St.L. Rams vs. Carolina	30	202	2
Nov. 11, 2001	Shaun Alexander, Seattle vs. Oakland	35	266	3
Dec. 24, 2000	Marshall Faulk, St.L. Rams vs. New Orleans	32	220	2
Dec. 3, 2000	Corey Dillon, Cincinnati vs. Arizona	35	216	1
Dec. 3, 2000	Warrick Dunn, Tampa Bay vs. Dal. Cowboys	22	210	2
Dec. 3, 2000	*Mike Anderson, Denver vs. New Orleans	37	251	4
Dec. 3, 2000	Curtis Martin, N.Y. Jets vs. Indianapolis	30	203	1
Nov. 19, 2000	Fred Taylor, Jacksonville vs. Pittsburgh	30	234	3
Oct. 22, 2000	Corey Dillon, Cincinnati vs. Denver	22	278	2
Oct. 15, 2000	Marshall Faulk, St.L. Rams vs. Atlanta	25	208	1
Oct. 15, 2000	Edgerrin James, Indianapolis vs. Seattle	38	219	3
Sept. 24, 2000	Charlie Garner, San Francisco vs. Dal. Cowboys	36	201	1
Sept. 3, 2000	Duce Staley, Philadelphia vs. Dal. Cowboys	26	201	1
Nov. 22, 1998	Priest Holmes, Bal. Ravens vs. Cincinnati	36	227	1
Oct. 11, 1998	Terrell Davis, Denver vs. Seattle	30	208	1
Dec. 4, 1997	*Corey Dillon, Cincinnati vs. Tennessee	39	246	4
Nov. 23, 1997	Barry Sanders, Detroit vs. Indianapolis	24	216	2
Oct. 26, 1997	Terrell Davis, Denver vs. Buffalo (OT)	42	207	1
Oct. 19, 1997	Napoleon Kaufman, Oakland vs. Denver	28	227	1
Oct. 12, 1997	Barry Sanders, Detroit vs. Tampa Bay	24	215	2
Sept. 21, 1997	Terrell Davis, Denver vs. Cincinnati	27	215	1
Aug. 31, 1997	Eddie George, Tennessee vs. Oakland (OT)	35	216	1
Sept. 22, 1996	LeShon Johnson, Arizona vs. New Orleans	21	214	2

OUTSTANDING PERFORMERS

Date	Player, Team, Opponent	Att.	Yards	TD
Nov. 13, 1994	Barry Sanders, Detroit vs. Tampa Bay.....	26	237	0
Dec. 12, 1993	*Jerome Bettis, L.A. Rams vs. New Orleans.....	28	212	1
Oct. 31, 1993	Emmitt Smith, Dal. Cowboys vs. Philadelphia.....	30	237	1
Nov. 24, 1991	Barry Sanders, Detroit vs. Minnesota.....	23	220	4
Dec. 23, 1990	James Brooks, Cincinnati vs. Hou. Oilers.....	20	201	1
Oct. 14, 1990	Barry Word, Kansas City vs. Detroit.....	18	200	2
Sept. 24, 1990	Thurman Thomas, Buffalo vs. N.Y. Jets.....	18	214	0
Dec. 24, 1989	Greg Bell, L.A. Rams vs. New England.....	26	210	1
Sept. 24, 1989	Greg Bell, L.A. Rams vs. Green Bay.....	28	221	2
Sept. 17, 1989	Gerald Riggs, Washington vs. Philadelphia.....	29	221	1
Dec. 18, 1988	Gary Anderson, S.D. Chargers vs. Kansas City.....	34	217	1
Nov. 30, 1987	*Bo Jackson, L.A. Raiders vs. Seattle.....	18	221	2
Nov. 15, 1987	Charles White, L.A. Rams vs. St.L. Cardinals.....	34	213	1
Dec. 7, 1986	Rueben Mayes, New Orleans vs. Miami.....	28	203	2
Oct. 5, 1986	Eric Dickerson, L.A. Rams vs. Tampa Bay (OT).....	30	207	2
Dec. 21, 1985	George Rogers, Washington vs. St.L. Cardinals.....	34	206	1
Dec. 21, 1985	Joe Morris, N.Y. Giants vs. Pittsburgh.....	36	202	3
Dec. 9, 1984	Eric Dickerson, L.A. Rams vs. Hou. Oilers.....	27	215	2
Nov. 18, 1984	*Greg Bell, Buffalo vs. Dal. Cowboys.....	27	206	1
Nov. 4, 1984	Eric Dickerson, L.A. Rams vs. St.L. Cardinals.....	21	208	0
Sept. 2, 1984	Gerald Riggs, Atlanta vs. New Orleans.....	35	202	2
Nov. 27, 1983	*Curt Warner, Seattle vs. Kansas City (OT).....	32	207	3
Nov. 6, 1983	James Wilder, Tampa Bay vs. Minnesota.....	31	219	1
Sept. 18, 1983	Tony Collins, New England vs. N.Y. Jets.....	23	212	3
Sept. 4, 1983	George Rogers, New Orleans vs. St.L. Cardinals.....	24	206	2
Dec. 21, 1980	Earl Campbell, Hou. Oilers vs. Minnesota.....	29	203	1
Nov. 16, 1980	Earl Campbell, Hou. Oilers vs. Chicago.....	31	206	0
Oct. 26, 1980	Earl Campbell, Hou. Oilers vs. Cincinnati.....	27	202	2
Oct. 19, 1980	Earl Campbell, Hou. Oilers vs. Tampa Bay.....	33	203	0
Nov. 26, 1978	*Terry Miller, Buffalo vs. N.Y. Giants.....	21	208	2
Dec. 4, 1977	*Tony Dorsett, Dal. Cowboys vs. Philadelphia.....	23	206	2
Nov. 20, 1977	Walter Payton, Chi. Bears vs. Minnesota.....	40	275	1
Oct. 30, 1977	Walter Payton, Chi. Bears vs. Green Bay.....	23	205	2
Dec. 5, 1976	O.J. Simpson, Buffalo vs. Miami.....	24	203	1
Nov. 25, 1976	O.J. Simpson, Buffalo vs. Detroit.....	29	273	2
Oct. 24, 1976	Chuck Foreman, Minnesota vs. Philadelphia.....	28	200	2
Dec. 14, 1975	Greg Pruitt, Cle. Browns vs. Kansas City.....	26	214	3
Sept. 28, 1975	O.J. Simpson, Buffalo vs. Pittsburgh.....	28	227	1
Dec. 16, 1973	O.J. Simpson, Buffalo vs. N.Y. Jets.....	34	200	1
Dec. 9, 1973	O.J. Simpson, Buffalo vs. New England.....	22	219	1
Sept. 16, 1973	O.J. Simpson, Buffalo vs. New England.....	29	250	2
Dec. 5, 1971	Willie Ellison, L.A. Rams vs. New Orleans.....	26	247	1
Dec. 20, 1970	John (Frenchy) Fuqua, Pittsburgh vs. Philadelphia.....	20	218	2
Nov. 3, 1968	Gale Sayers, Chi. Bears vs. Green Bay.....	24	205	0
Oct. 30, 1966	Jim Nance, Boston vs. Oakland.....	38	208	2
Oct. 10, 1964	John Henry Johnson, Pittsburgh vs. Cle. Browns.....	30	200	3
Dec. 8, 1963	Cookie Gilchrist, Buffalo vs. N.Y. Jets.....	36	243	5
Nov. 3, 1963	Jim Brown, Cle. Browns vs. Philadelphia.....	28	223	1
Oct. 20, 1963	Clem Daniels, Oakland vs. N.Y. Jets.....	27	200	2
Sept. 22, 1963	Jim Brown, Cle. Browns vs. Dal. Cowboys.....	20	232	2
Dec. 10, 1961	Billy Cannon, Hou. Oilers vs. N.Y. Titans.....	25	216	3
Nov. 19, 1961	Jim Brown, Cle. Browns vs. Philadelphia.....	34	237	4
Dec. 18, 1960	John David Crow, St.L. Cardinals vs. Pittsburgh.....	24	203	0
Nov. 15, 1959	Bobby Mitchell, Cle. Browns vs. Washington.....	14	232	3C
Nov. 24, 1957	*Jim Brown, Cle. Browns vs. L.A. Rams.....	31	237	4
Dec. 16, 1956	*Tom Wilson, L.A. Rams vs. Green Bay.....	23	223	0
Nov. 22, 1953	Dan Towler, L.A. Rams vs. Bal. Colts.....	14	205	1
Nov. 12, 1950	Gene Roberts, N.Y. Giants vs. Chi. Cardinals.....	26	218	2
Nov. 27, 1949	Steve Van Buren, Philadelphia vs. Pittsburgh.....	27	205	0
Oct. 8, 1933	Cliff Battles, Bos. Redskins vs. N.Y. Giants.....	16	215	1

*First season of professional football.

TIMES 200 OR MORE

156 times by 97 players...Peterson, Simpson 6; Barber, Henry 5; Brown, Campbell, Sanders, Tomlinson 4; Ajayi, G.Bell, Charles, Davis, Dickerson, Dillon, Faulk, Lewis 3; Alexander, L.Bell, Gore, James, L.Johnson, Martin, Parker, Payton, Portis, Riggs, Rogers, Turner, R.Williams 2.

OUTSTANDING PERFORMERS

4,000 YARDS PASSING IN A SEASON

Year	Player, Team	Att.	Comp.	Pct.	Yards	TD	Int.	
2020	Deshawn Watson, Houston ²	544	382	70.2	4,823	33	7	
	Patrick Mahomes, Kansas City ²	588	390	66.3	4,740	38	6	
	Tom Brady, Tampa Bay ¹²	610	401	65.7	4,633	40	12	
	Matt Ryan, Atlanta ¹⁰	626	407	65.0	4,581	26	11	
	Josh Allen, Buffalo	572	396	69.2	4,544	37	10	
	*Justin Herbert, L.A. Chargers	595	396	66.6	4,336	31	5	
	Aaron Rodgers, Green Bay ⁹	526	372	70.7	4,299	48	10	
	Kirk Cousins, Minnesota ²	516	349	67.6	4,265	35	13	
	Russell Wilson, Seattle ²	558	384	68.8	4,212	40	13	
	Philip Rivers, Indianapolis ¹²	543	369	68.0	4,169	24	11	
	Derek Carr, Las Vegas ²	517	348	67.3	4,103	27	9	
	Matthew Stafford, Detroit ⁶	528	339	64.2	4,084	26	10	
	2019	Jameis Winston, Tampa Bay ³	626	380	60.7	5,109	33	30
		Dak Prescott, Dal. Cowboys	596	388	65.1	4,902	30	11
Jared Goff, L.A. Rams ²		626	394	62.9	4,638	22	16	
Philip Rivers, L.A. Chargers ¹¹		591	390	66.0	4,615	23	20	
Matt Ryan, Atlanta ²		616	408	66.2	4,466	26	14	
Russell Wilson, Seattle ³		516	341	66.1	4,110	31	5	
Tom Brady, New England ¹¹		613	373	60.8	4,057	24	8	
Derek Carr, Oakland ²		513	361	70.4	4,054	21	8	
Carson Wentz, Philadelphia		607	388	63.9	4,039	27	7	
Patrick Mahomes, Kansas City ²		484	319	65.9	4,031	26	5	
Aaron Rodgers, Green Bay ⁹		569	353	62.0	4,002	26	4	
2018		Ben Roethlisberger, Pittsburgh ⁶	675	452	67.0	5,129	34	16
		Patrick Mahomes, Kansas City	580	383	66.0	5,097	50	12
		Matt Ryan, Atlanta ⁸	608	422	69.4	4,924	35	7
	Jared Goff, L.A. Rams	561	364	64.9	4,688	32	12	
	Andrew Luck, Indianapolis ⁴	639	430	67.3	4,593	39	15	
	Aaron Rodgers, Green Bay ⁷	597	372	62.3	4,442	25	2	
	Tom Brady, New England ¹⁰	570	375	65.8	4,355	29	11	
	Philip Rivers, L.A. Chargers ¹⁰	508	347	68.3	4,308	32	12	
	Eli Manning, N.Y. Giants ²	576	380	66.0	4,299	21	11	
	Kirk Cousins, Minnesota ⁴	606	425	70.1	4,298	30	10	
	Deshawn Watson, Hou. Texans	505	345	68.3	4,165	26	9	
	Derek Carr, Oakland	553	381	68.9	4,049	19	10	
	2017	Tom Brady, New England ⁹	581	385	66.3	4,577	32	8
		Philip Rivers, L.A. Chargers ⁹	575	360	62.6	4,515	28	10
Matthew Stafford, Detroit ⁷		565	371	65.7	4,446	29	10	
Drew Brees, New Orleans ¹²		536	386	72.0	4,334	23	8	
Ben Roethlisberger, Pittsburgh ⁵		561	360	64.2	4,251	28	14	
Matt Ryan, Atlanta ⁷		529	342	64.7	4,095	20	12	
Kirk Cousins, Washington ³		540	347	64.3	4,093	27	13	
Alex Smith, Kansas City		505	341	67.5	4,042	26	5	
2016		Drew Brees, New Orleans ¹¹	673	471	70.0	5,208	37	15
		Matt Ryan, Atlanta ³	534	373	69.9	4,944	38	7
		Kirk Cousins, Washington ²	606	406	67.0	4,917	25	12
		Aaron Rodgers, Green Bay ⁶	610	401	65.7	4,428	40	7
		Philip Rivers, S.D. Chargers ⁸	578	349	60.4	4,386	33	21
		Matthew Stafford, Detroit ⁶	594	388	65.3	4,327	24	10
	Joe Flacco, Bal. Ravens	672	436	64.9	4,317	20	15	
	Andrew Luck, Indianapolis ³	545	346	63.5	4,240	31	13	
	Carson Palmer, Arizona ⁶	597	364	61.0	4,233	26	14	
	Russell Wilson, Seattle ²	546	353	64.7	4,219	21	11	
	Andy Dalton, Cincinnati ²	563	364	64.7	4,206	18	8	
	Jameis Winston, Tampa Bay ²	567	345	60.8	4,090	28	18	
	Eli Manning, N.Y. Giants ⁵	598	377	63.0	4,027	26	16	
	2015	Drew Brees, New Orleans ¹⁰	627	428	68.3	4,870	32	11
Philip Rivers, S.D. Chargers ⁵		661	437	66.1	4,792	29	13	
Tom Brady, New England ⁸		624	402	64.4	4,770	36	7	
Carson Palmer, Arizona ²		537	342	63.7	4,671	35	11	
Matt Ryan, Atlanta ⁵		614	407	66.3	4,591	21	16	
Eli Manning, N.Y. Giants ⁵		618	387	62.6	4,432	35	14	
Blake Bortles, Jacksonville		606	355	58.6	4,428	35	18	
Matthew Stafford, Detroit ⁵		592	398	67.2	4,262	32	13	
Ryan Tannehill, Miami ²		586	363	61.9	4,208	24	12	
Kirk Cousins, Washington		543	379	69.8	4,166	29	11	
*Jameis Winston, Tampa Bay		535	312	58.3	4,042	22	15	
Russell Wilson, Seattle		483	329	68.1	4,024	34	8	

OUTSTANDING PERFORMERS

Year	Player, Team	Att.	Comp.	Pct.	Yards	TD	Int.
2014	Drew Brees, New Orleans ⁹	659	456	69.2	4,952	33	17
	Ben Roethlisberger, Pittsburgh ⁴	608	408	67.1	4,952	32	9
	Andrew Luck, Indianapolis ²	616	380	61.7	4,761	40	16
	Peyton Manning, Denver ¹⁴	597	395	66.2	4,727	39	15
	Matt Ryan, Atlanta ⁴	628	415	66.1	4,694	28	14
	Eli Manning, N.Y. Giants ⁴	601	379	63.1	4,410	30	14
	Aaron Rodgers, Green Bay ²	520	341	65.6	4,381	38	5
	Philip Rivers, S.D. Chargers ⁵	570	379	66.5	4,286	31	18
	Matthew Stafford, Detroit ¹	602	363	60.3	4,257	22	12
	Tom Brady, New England ¹	582	373	64.1	4,109	33	9
	Ryan Tannehill, Miami.....	590	392	66.4	4,045	27	12
2013	Peyton Manning, Denver ⁹	659	450	68.3	5,477	55	10
	Drew Brees, New Orleans ⁹	650	446	68.6	5,162	39	12
	Matthew Stafford, Detroit ¹	634	371	58.5	4,650	29	19
	Matt Ryan, Atlanta ²	651	439	67.4	4,515	26	17
	Philip Rivers, S.D. Chargers ⁵	544	378	69.5	4,478	32	11
	Tom Brady, New England ⁶	628	380	60.5	4,343	25	11
	Andy Dalton, Cincinnati.....	586	363	61.9	4,293	33	20
	Carson Palmer, Arizona ⁴	572	362	63.3	4,274	24	22
	Ben Roethlisberger, Pittsburgh ³	584	375	64.2	4,261	28	14
	Drew Brees, New Orleans ⁷	670	422	63.0	5,177	43	19
	Matthew Stafford, Detroit ¹	727	435	59.8	4,967	20	17
2012	Tony Romo, Dal. Cowboys ⁴	648	425	65.6	4,903	28	19
	Tom Brady, New England ⁴	637	401	63.0	4,827	34	8
	Matt Ryan, Atlanta ²	615	422	68.6	4,719	32	14
	Peyton Manning, Denver ¹²	583	400	68.6	4,659	37	11
	*Andrew Luck, Indianapolis.....	627	339	54.1	4,374	23	18
	Aaron Rodgers, Green Bay ¹	552	371	67.2	4,295	39	8
	Josh Freeman, Tampa Bay.....	558	306	54.8	4,065	27	17
	Carson Palmer, Oakland ³	565	345	61.1	4,018	22	14
	Matt Schaub, Hou. Texans ³	544	350	64.3	4,008	22	12
	Drew Brees, New Orleans ⁶	657	468	71.2	5,476	46	14
	Tom Brady, New England ⁴	611	401	65.6	5,235	39	12
2011	Matthew Stafford, Detroit.....	663	421	63.5	5,038	41	16
	Eli Manning, N.Y. Giants ³	589	359	61.0	4,933	29	16
	Aaron Rodgers, Green Bay ³	502	343	68.3	4,643	45	6
	Philip Rivers, S.D. Chargers ⁴	582	366	62.9	4,624	27	20
	Tony Romo, Dal. Cowboys ³	522	346	66.3	4,184	31	10
	Matt Ryan, Atlanta.....	566	347	61.3	4,177	29	12
	Ben Roethlisberger, Pittsburgh ²	513	324	63.2	4,077	21	14
	*Cam Newton, Carolina.....	517	310	60.0	4,051	21	17
	Philip Rivers, S.D. Chargers ³	541	357	66.0	4,710	30	13
	Peyton Manning, Indianapolis ¹¹	679	450	66.3	4,700	33	17
	Drew Brees, New Orleans ⁵	658	448	68.1	4,620	33	22
2010	Matt Schaub, Hou. Texans ²	574	365	63.6	4,370	24	12
	Eli Manning, N.Y. Giants ²	539	339	62.9	4,002	31	25
	Matt Schaub, Hou. Texans.....	583	396	67.9	4,770	29	15
	Peyton Manning, Indianapolis ¹⁰	571	393	68.8	4,500	33	16
	Tony Romo, Dal. Cowboys ²	550	347	63.1	4,483	26	9
	Aaron Rodgers, Green Bay ²	541	350	64.7	4,434	30	7
	Tom Brady, New England ³	565	371	65.7	4,398	28	13
	Drew Brees, New Orleans ⁴	514	363	70.6	4,388	34	11
	Ben Roethlisberger, Pittsburgh.....	506	337	66.6	4,328	26	12
	Philip Rivers, S.D. Chargers ²	486	317	65.2	4,254	28	9
	Brett Favre, Minnesota ²	531	363	68.4	4,202	33	7
2009	Eli Manning, N.Y. Giants.....	509	317	62.3	4,021	27	14
	Drew Brees, New Orleans ³	635	413	65.0	5,069	34	17
	Kurt Warner, Arizona ²	598	401	67.1	4,583	30	14
	Jay Cutler, Denver.....	616	384	62.3	4,526	25	18
	Aaron Rodgers, Green Bay.....	536	341	63.6	4,038	28	13
	Philip Rivers, S.D. Chargers.....	478	312	65.3	4,009	34	11
	Peyton Manning, Indianapolis ⁹	555	371	66.8	4,002	27	12
	Tom Brady, New England ²	578	398	68.9	4,806	50	8
	Drew Brees, New Orleans ²	652	440	67.5	4,423	28	18
	Tony Romo, Dal. Cowboys.....	520	335	64.4	4,211	36	19
	Brett Favre, Green Bay ⁵	535	356	66.5	4,155	28	15
2008	Carson Palmer, Cincinnati ²	575	373	64.9	4,131	26	20
	Jon Kitna, Detroit ²	561	355	63.3	4,068	18	20
	Peyton Manning, Indianapolis ⁸	515	337	65.4	4,040	31	14

OUTSTANDING PERFORMERS

Year	Player, Team	Att.	Comp.	Pct.	Yards	TD	Int.
2006	Drew Brees, New Orleans.....	554	356	64.3	4,418	26	11
	Peyton Manning, Indianapolis ⁷	557	362	65.0	4,397	31	9
	Marc Bulger, St.L. Rams.....	588	370	62.9	4,301	24	8
	Jon Kitna, Detroit.....	596	372	62.4	4,208	21	22
	Carson Palmer, Cincinnati.....	520	324	62.3	4,035	28	13
2005	Tom Brady, New England.....	530	334	63.0	4,110	26	14
	Trent Green, Kansas City ³	507	317	62.5	4,014	17	10
	Daunte Culpepper, Minnesota.....	548	379	69.2	4,717	39	11
2004	Trent Green, Kansas City ³	556	369	66.4	4,591	27	17
	Peyton Manning, Indianapolis ⁵	497	336	67.6	4,557	49	10
	Jake Plummer, Denver.....	521	303	58.2	4,089	27	20
	Brett Favre, Green Bay ⁴	540	346	64.1	4,088	30	17
	Peyton Manning, Indianapolis ⁵	566	379	67.0	4,267	29	10
2003	Trent Green, Kansas City.....	523	330	63.1	4,039	24	12
	Rich Gannon, Oakland.....	618	418	67.6	4,689	26	10
	Drew Bledsoe, Buffalo ¹	610	375	61.5	4,359	24	15
2002	Peyton Manning, Indianapolis ⁴	591	392	66.3	4,200	27	19
	Kerry Collins, N.Y. Giants.....	545	335	61.5	4,073	19	14
	Kurt Warner, St.L. Rams ²	546	375	68.7	4,830	36	22
	Peyton Manning, Indianapolis ³	547	343	62.7	4,131	26	23
	Peyton Manning, Indianapolis ²	571	357	62.5	4,413	33	15
2001	Jeff Garcia, San Francisco.....	561	355	63.3	4,278	31	10
	Elvis Grbac, Kansas City.....	547	326	59.6	4,169	28	14
	Steve Beuerlein, Carolina.....	571	343	60.1	4,436	36	15
	Kurt Warner, St.L. Rams.....	499	325	65.1	4,353	41	13
	Peyton Manning, Indianapolis.....	533	331	62.1	4,135	26	15
1999	Brett Favre, Green Bay ³	595	341	57.3	4,091	22	23
	Brad Johnson, Washington.....	519	316	60.9	4,005	24	13
	Brett Favre, Green Bay ²	551	347	63.0	4,212	31	23
	Steve Young, San Francisco ²	517	322	62.3	4,170	36	12
	Mark Brunell, Jacksonville.....	557	353	63.4	4,367	19	20
1998	Vinny Testaverde, Bal. Ravens.....	549	325	59.2	4,177	33	19
	Drew Bledsoe, New England ²	623	373	59.9	4,086	27	15
	Brett Favre, Green Bay.....	570	359	63.0	4,413	38	13
	Scott Mitchell, Detroit.....	583	346	59.3	4,338	32	12
	Warren Moon, Minnesota ⁴	606	377	62.2	4,228	33	14
1997	Jeff George, Atlanta.....	557	336	60.3	4,143	24	11
	Drew Bledsoe, New England.....	691	400	57.9	4,555	25	27
	Dan Marino, Miami ⁶	615	385	62.6	4,453	30	17
	Warren Moon, Minnesota ³	601	371	61.7	4,264	18	19
	John Elway, Denver.....	551	348	63.2	4,030	25	10
1996	Steve Young, San Francisco.....	462	314	68.0	4,023	29	16
	Dan Marino, Miami ⁵	554	330	59.6	4,116	24	16
	Warren Moon, Hou. Oilers ²	655	404	61.7	4,690	23	21
	Warren Moon, Hou. Oilers.....	584	362	62.0	4,689	33	13
	Don Majkowski, Green Bay.....	599	353	58.9	4,318	27	20
1995	Jim Everett, L.A. Rams.....	518	304	58.7	4,310	29	17
	Dan Marino, Miami ⁴	606	354	58.4	4,434	28	23
	Dan Marino, Miami ³	623	378	60.7	4,746	44	23
	Jay Schroeder, Washington.....	541	276	51.0	4,109	22	22
	Dan Marino, Miami ²	567	336	59.3	4,137	30	21
1994	Dan Marino, Miami.....	564	362	64.2	5,084	48	17
	Neil Lomax, St.L. Cardinals.....	560	345	61.6	4,614	28	16
	Phil Simms, N.Y. Giants.....	533	286	53.7	4,044	22	18
	Lynn Dickey, Green Bay.....	484	289	59.7	4,458	32	29
	Bill Kenney, Kansas City.....	603	346	57.4	4,348	24	18
1993	Dan Fouts, S.D. Chargers ³	609	360	59.1	4,802	33	17
	Dan Fouts, S.D. Chargers ²	589	348	59.1	4,715	30	24
	Brian Sipe, Cle. Browns.....	554	337	60.8	4,132	30	14
	Dan Fouts, S.D. Chargers.....	530	332	62.6	4,082	24	24
	Joe Namath, N.Y. Jets.....	491	258	52.5	4,007	26	28

*First season of professional football. NOTE: Numeral in superscript indicates season number player accomplished feat.

400 YARDS PASSING IN A GAME

Date	Player, Team, Opponent	Att.	Comp.	Yards	TD
Jan. 3, 2021	Kirk Cousins, Minnesota vs. Detroit.....	40	28	405	3
Dec. 20, 2020	Kyler Murray, Arizona vs. Philadelphia.....	36	27	406	3
Dec. 6, 2020	Matthew Stafford, Detroit vs. Chi. Bears.....	42	27	402	3
Nov. 29, 2020	Patrick Mahomes, Kansas City vs. Tampa Bay.....	49	37	462	3

OUTSTANDING PERFORMERS

Date	Player, Team, Opponent	Att.	Comp.	Yards	TD
Nov. 8, 2020	Josh Allen, Buffalo vs. Seattle.....	38	31	415	3
Nov. 1, 2020	Patrick Mahomes, Kansas City vs. N.Y. Jets.....	42	31	416	5
Oct. 25, 2020	*Joe Burrow, Cincinnati vs. Cle. Browns.....	47	35	406	3
Oct. 4, 2020	Dak Prescott, Dal. Cowboys vs. Cle. Browns.....	58	41	502	4
Sep. 27, 2020	Dak Prescott, Dal. Cowboys vs. Seattle.....	57	37	472	3
Sep. 20, 2020	Josh Allen, Buffalo vs. Miami.....	35	24	415	4
Sep. 20, 2020	Dak Prescott, Dal. Cowboys vs. Atlanta.....	47	34	450	1
Sep. 13, 2020	Matt Ryan, Atlanta vs. Seattle.....	54	37	450	2
Dec. 22, 2019	Ryan Fitzpatrick, Miami vs. Cincinnati (OT).....	52	31	419	4
Dec. 15, 2019	Jameis Winston, Tampa Bay vs. Detroit.....	42	28	458	4
Dec. 8, 2019	Jameis Winston, Tampa Bay vs. Indianapolis.....	45	33	456	4
Dec. 1, 2019	Jared Goff, L.A. Rams vs. Arizona.....	43	32	424	2
Nov. 17, 2019	Jimmy Garoppolo, San Francisco vs. Arizona.....	45	34	424	4
Nov. 17, 2019	Dak Prescott, Dal. Cowboys vs. Detroit.....	46	29	444	3
Nov. 10, 2019	Patrick Mahomes, Kansas City vs. Tennessee.....	50	36	446	3
Nov. 3, 2019	Matthew Stafford, Detroit vs. Oakland.....	41	26	406	3
Oct. 27, 2019	Matt Schaub, Atlanta vs. Seattle.....	52	39	460	1
Oct. 20, 2019	Aaron Rodgers, Green Bay vs. Oakland.....	31	25	429	5
Oct. 13, 2019	Jameis Winston, Tampa Bay vs. Carolina.....	54	30	400	1
Oct. 6, 2019	Dak Prescott, Dal. Cowboys vs. Green Bay.....	44	27	463	2
Oct. 6, 2019	Deshaun Watson, Hou. Texans vs. Atlanta.....	33	28	426	5
Sept. 29, 2019	Jared Goff, L.A. Rams vs. Tampa Bay.....	68	45	517	2
Sept. 26, 2019	Aaron Rodgers, Green Bay vs. Philadelphia.....	53	34	422	2
Sept. 22, 2019	Russell Wilson, Seattle vs. New Orleans.....	50	32	406	2
Sept. 15, 2019	Patrick Mahomes, Kansas City vs. Oakland.....	44	30	443	4
Sept. 8, 2019	Dak Prescott, Dal. Cowboys vs. N.Y. Giants.....	32	25	405	4
Sept. 8, 2019	Andy Dalton, Cincinnati vs. Seattle.....	51	35	418	2
Dec. 23, 2018	Nick Foles, Philadelphia vs. Hou. Texans.....	49	35	471	4
Dec. 23, 2018	Aaron Rodgers, Green Bay vs. N.Y. Jets (OT).....	55	37	442	2
Dec. 9, 2018	Dak Prescott, Dal. Cowboys vs. Philadelphia (OT).....	54	42	455	3
Dec. 2, 2018	Nick Mullens, San Francisco vs. Seattle.....	48	30	414	2
Nov. 25, 2018	Ben Roethlisberger, Pittsburgh vs. Denver.....	56	41	462	1
Nov. 19, 2018	Patrick Mahomes, Kansas City vs. L.A. Rams.....	46	33	478	6
Nov. 19, 2018	Jared Goff, L.A. Rams vs. Kansas City.....	49	31	413	4
Nov. 18, 2018	Philip Rivers, L.A. Chargers vs. Denver.....	43	28	401	2
Nov. 11, 2018	Ryan Fitzpatrick, Tampa Bay vs. Washington.....	41	29	406	0
Oct. 15, 2018	Aaron Rodgers, Green Bay vs. San Francisco.....	46	25	425	2
Oct. 7, 2018	Blake Bortles, Jacksonville vs. Kansas City.....	61	33	430	1
Oct. 7, 2018	Aaron Rodgers, Green Bay vs. Detroit.....	52	32	442	3
Sept. 30, 2018	Matt Ryan, Atlanta vs. Cincinnati.....	39	29	419	3
Sept. 30, 2018	Derek Carr, Oakland vs. Cle. Browns (OT).....	58	35	437	4
Sept. 30, 2018	Andrew Luck, Indianapolis vs. Hou. Texans (OT).....	62	40	464	4
Sept. 27, 2018	Kirk Cousins, Minnesota vs. L.A. Rams.....	50	36	422	3
Sept. 27, 2018	Jared Goff, L.A. Rams vs. Minnesota.....	33	26	465	5
Sept. 24, 2018	Ryan Fitzpatrick, Tampa Bay vs. Pittsburgh.....	50	30	411	3
Sept. 16, 2018	Kirk Cousins, Minnesota vs. Green Bay (OT).....	48	35	425	4
Sept. 16, 2018	Ryan Fitzpatrick, Tampa Bay vs. Philadelphia.....	33	27	402	4
Sept. 16, 2018	Ben Roethlisberger, Pittsburgh vs. Kansas City.....	60	39	452	3
Sept. 9, 2018	Ryan Fitzpatrick, Tampa Bay vs. New Orleans.....	28	21	417	4
Sept. 9, 2018	Philip Rivers, L.A. Chargers vs. Kansas City.....	51	34	424	3
Sept. 9, 2018	Drew Brees, New Orleans vs. Tampa Bay.....	45	37	439	3
Dec. 17, 2017	Eli Manning, N.Y. Giants vs. Philadelphia.....	57	37	434	3
Dec. 10, 2017	Ben Roethlisberger, Pittsburgh vs. Bal. Ravens.....	66	44	506	2
Nov. 23, 2017	Philip Rivers, L.A. Chargers vs. Dal. Cowboys.....	33	27	434	3
Oct. 29, 2017	Matthew Stafford, Detroit vs. Pittsburgh.....	45	27	423	0
Oct. 29, 2017	*Deshaun Watson, Hou. Texans vs. Seattle.....	30	19	402	4
Oct. 29, 2017	Russell Wilson, Seattle vs. Hou. Texans.....	41	26	452	4
Oct. 19, 2017	Derek Carr, Oakland vs. Kansas City.....	52	29	417	3
Sept. 17, 2017	Tom Brady, New England vs. New Orleans.....	39	30	447	3
Dec. 12, 2016	Tom Brady, New England vs. Bal. Ravens.....	38	25	406	3
Nov. 24, 2016	Kirk Cousins, Washington vs. Dal. Cowboys.....	53	41	449	3
Nov. 13, 2016	Ben Roethlisberger, Pittsburgh vs. Dal. Cowboys.....	46	37	408	3
Oct. 30, 2016	Derek Carr, Oakland vs. Tampa Bay (OT).....	59	40	513	4
Oct. 30, 2016	Kirk Cousins, Washington vs. Cincinnati (OT).....	56	38	458	2
Oct. 16, 2016	Eli Manning, N.Y. Giants vs. Bal. Ravens.....	46	32	403	3
Oct. 16, 2016	Drew Brees, New Orleans vs. Carolina.....	49	34	465	4
Oct. 9, 2016	Tom Brady, New England vs. Cle. Browns.....	40	28	406	3
Oct. 2, 2016	Matt Ryan, Atlanta vs. Carolina.....	37	28	503	4
Sept. 25, 2016	Jameis Winston, Tampa Bay vs. L.A. Rams.....	58	36	405	3

OUTSTANDING PERFORMERS

Date	Player, Team, Opponent	Att.	Comp.	Yards	TD
Sept. 11, 2016	Drew Brees, New Orleans vs. Oakland	42	28	423	4
Jan. 3, 2016	Kellen Moore, Dal. Cowboys vs. Washington	48	33	435	3
Dec. 27, 2015	Drew Brees, New Orleans vs. Jacksonville	36	25	412	3
Nov. 29, 2015	Ben Roethlisberger, Pittsburgh vs. Seattle	55	36	456	1
Nov. 1, 2015	Drew Brees, New Orleans vs. N.Y. Giants	50	39	505	7
Oct. 18, 2015	Philip Rivers, S.D. Chargers vs. Green Bay	65	43	503	2
Oct. 18, 2015	Carson Palmer, Arizona vs. Pittsburgh	45	29	421	1
Oct. 18, 2015	Matthew Stafford, Detroit vs. Chi. Bears (OT)	42	27	405	4
Oct. 11, 2015	Eli Manning, N.Y. Giants vs. San Francisco	54	41	441	3
Oct. 11, 2015	Josh McCown, Cle. Browns vs. Baltimore (OT)	51	36	457	2
Sept. 20, 2015	Tom Brady, New England vs. Buffalo	59	38	466	3
Sept. 13, 2015	Philip Rivers, S.D. Chargers vs. Detroit	41	34	403	2
Dec. 28, 2014	Eli Manning, N.Y. Giants vs. Philadelphia	53	28	429	1
Nov. 30, 2014	Ben Roethlisberger, Pittsburgh vs. New Orleans	58	32	435	2
Nov. 24, 2014	Drew Brees, New Orleans vs. Bal. Ravens	45	35	420	3
Nov. 2, 2014	Peyton Manning, Denver vs. New England	57	34	438	2
Oct. 26, 2014	Nick Foles, Philadelphia vs. Arizona	62	36	411	2
Oct. 26, 2014	Andrew Luck, Indianapolis vs. Pittsburgh	45	26	400	3
Oct. 26, 2014	Aaron Rodgers, Green Bay vs. New Orleans	39	28	418	1
Oct. 26, 2014	Ben Roethlisberger, Pittsburgh vs. Indianapolis	49	40	522	6
Oct. 5, 2014	Peyton Manning, Denver vs. Arizona	47	31	479	4
Sept. 21, 2014	Kirk Cousins, Washington vs. Philadelphia	48	30	427	3
Sept. 7, 2014	Matt Ryan, Atlanta vs. New Orleans (OT)	43	31	448	3
Dec. 29, 2013	Carson Palmer, Arizona vs. San Francisco	49	28	407	2
Dec. 22, 2013	Peyton Manning, Denver vs. Houston	51	32	400	4
Dec. 15, 2013	Ryan Fitzpatrick, Tennessee vs. Arizona (OT)	58	36	402	4
Dec. 15, 2013	Nick Foles, Philadelphia vs. Minnesota	48	30	428	3
Dec. 8, 2013	Tom Brady, New England vs. Cle. Browns	52	32	418	2
Dec. 1, 2013	Peyton Manning, Denver vs. Kansas City	35	22	403	5
Nov. 17, 2013	Carson Palmer, Arizona vs. Jacksonville	42	30	419	2
Nov. 3, 2013	Nick Foles, Philadelphia vs. Oakland	28	22	406	7
Nov. 3, 2013	Ben Roethlisberger, Pittsburgh vs. New England	48	28	400	4
Nov. 3, 2013	Tom Brady, New England vs. Pittsburgh	33	23	432	4
Oct. 27, 2013	Matthew Stafford, Detroit vs. Dal. Cowboys	48	33	488	1
Oct. 6, 2013	Tony Romo, Dal. Cowboys vs. Denver	36	25	506	5
Oct. 6, 2013	Peyton Manning, Denver vs. Dal. Cowboys	42	33	414	4
Oct. 6, 2013	Philip Rivers, S.D. Chargers vs. Oakland	48	35	411	2
Sept. 30, 2013	Drew Brees, New Orleans vs. Miami	39	30	413	4
Sept. 29, 2013	Philip Rivers, S.D. Chargers vs. Dal. Cowboys	42	35	401	3
Sept. 29, 2013	Matt Ryan, Atlanta vs. New England	54	34	421	2
Sept. 22, 2013	Ben Roethlisberger, Pittsburgh vs. Chi. Bears	41	26	406	2
Sept. 15, 2013	Aaron Rodgers, Green Bay vs. Washington	42	34	480	4
Sept. 15, 2013	Philip Rivers, S.D. Chargers vs. Philadelphia	47	36	419	3
Sept. 15, 2013	Michael Vick, Philadelphia vs. S.D. Chargers	36	23	428	2
Sept. 8, 2013	Eli Manning, N.Y. Giants vs. Dal. Cowboys	42	27	450	4
Sept. 8, 2013	Colin Kaepernick, San Francisco vs. Green Bay	39	27	412	3
Sept. 5, 2013	Peyton Manning, Denver vs. Bal. Ravens	42	27	462	7
Dec. 23, 2012	Drew Brees, New Orleans vs. Dal. Cowboys (OT)	53	37	446	3
Dec. 23, 2012	Tony Romo, Dal. Cowboys vs. New Orleans (OT)	43	26	416	4
Dec. 22, 2012	Matthew Stafford, Detroit vs. Atlanta	56	37	443	0
Dec. 16, 2012	Tom Brady, New England vs. San Francisco	65	36	443	1
Nov. 22, 2012	Tony Romo, Dal. Cowboys vs. Washington	62	37	441	3
Nov. 22, 2012	Matthew Stafford, Detroit vs. Hou. Texans (OT)	61	31	441	2
Nov. 18, 2012	Matt Schaub, Hou. Texans vs. Jacksonville (OT)	55	43	527	5
Nov. 11, 2012	Matt Ryan, Atlanta vs. New Orleans	52	34	411	3
Nov. 4, 2012	*Andrew Luck, Indianapolis vs. Miami	48	30	433	2
Nov. 4, 2012	Carson Palmer, Oakland vs. Tampa Bay	61	39	414	4
Oct. 28, 2012	Tony Romo, Dal. Cowboys vs. N.Y. Giants	62	36	437	1
Oct. 21, 2012	Josh Freeman, Tampa Bay vs. New Orleans	42	24	420	3
Sept. 30, 2012	Drew Brees, New Orleans vs. Green Bay	54	35	446	3
Sept. 30, 2012	*Ryan Tannehill, Miami vs. Arizona (OT)	41	26	431	1
Sept. 16, 2012	Eli Manning, N.Y. Giants vs. Tampa Bay	51	31	510	3
Jan. 1, 2012	Carson Palmer, Oakland vs. S.D. Chargers	43	28	417	2
Jan. 1, 2012	Matthew Stafford, Detroit vs. Green Bay	59	36	520	5
Jan. 1, 2012	Matt Flynn, Green Bay vs. Detroit	44	31	480	6
Dec. 18, 2011	Drew Brees, New Orleans vs. Minnesota	40	32	412	5
Dec. 11, 2011	Eli Manning, N.Y. Giants vs. Dal. Cowboys	47	27	400	2
Dec. 4, 2011	Matthew Stafford, Detroit vs. New Orleans	44	31	408	1
Nov. 28, 2011	Eli Manning, N.Y. Giants vs. New Orleans	47	33	406	2

OUTSTANDING PERFORMERS

Date	Player, Team, Opponent	Att.	Comp.	Yards	TD
Nov. 27, 2011	Vince Young, Philadelphia vs. New England	48	26	400	1
Oct. 9, 2011	Eli Manning, N.Y. Giants vs. Seattle	39	24	420	3
Oct. 9, 2011	Matt Schaub, Hou. Texans vs. Oakland	51	24	416	2
Oct. 2, 2011	Aaron Rodgers, Green Bay vs. Denver	38	29	408	4
Oct. 2, 2011	Michael Vick, Philadelphia vs. San Francisco	46	30	416	2
Sept. 18, 2011	Tom Brady, New England vs. S.D. Chargers	40	31	423	3
Sept. 18, 2011	*Cam Newton, Carolina vs. Green Bay	46	28	432	1
Sept. 12, 2011	Chad Henne, Miami vs. New England	49	30	416	2
Sept. 12, 2011	Tom Brady, New England vs. Miami	48	32	517	4
Sept. 11, 2011	*Cam Newton, Carolina vs. Arizona	37	24	422	2
Sept. 8, 2011	Drew Brees, New Orleans vs. Green Bay	49	32	419	3
Dec. 26, 2010	Aaron Rodgers, Green Bay vs. N.Y. Giants	37	25	404	4
Nov. 14, 2010	Matt Cassel, Kansas City vs. Denver	53	33	469	4
Nov. 7, 2010	Brett Favre, Minnesota vs. Arizona (OT)	47	36	446	2
Oct. 24, 2010	Carson Palmer, Cincinnati vs. Atlanta	50	36	412	3
Oct. 10, 2010	Tony Romo, Dal. Cowboys vs. Tennessee	46	31	406	3
Oct. 10, 2010	Philip Rivers, S.D. Chargers vs. Oakland	42	27	431	2
Sept. 26, 2010	Kyle Orton, Denver vs. Indianapolis	57	37	476	1
Sept. 26, 2010	Philip Rivers, S.D. Chargers vs. Seattle	53	29	455	2
Sept. 19, 2010	Matt Schaub, Hou. Texans vs. Washington	52	38	497	3
Sept. 19, 2010	Donovan McNabb, Washington vs. Hou. Texans	38	28	426	1
Sept. 12, 2010	Peyton Manning, Indianapolis vs. Hou. Texans	57	40	433	3
Jan. 3, 2010	Kyle Orton, Denver vs. Kansas City	56	32	431	1
Dec. 20, 2009	Ben Roethlisberger, Pittsburgh vs. Green Bay	46	29	503	3
Dec. 6, 2009	Drew Brees, New Orleans vs. Washington (OT)	49	35	419	2
Nov. 22, 2009	Matthew Stafford, Detroit vs. Cle. Browns	43	26	422	5
Nov. 15, 2009	Donovan McNabb, Philadelphia vs. S.D. Chargers	55	35	450	2
Oct. 18, 2009	Ben Roethlisberger, Pittsburgh vs. Cle. Browns	35	23	417	2
Sept. 20, 2009	Philip Rivers, S.D. Chargers vs. Bal. Ravens	45	25	436	2
Dec. 7, 2008	Matt Schaub, Hou. Texans vs. Green Bay	42	28	414	2
Nov. 23, 2008	Matt Cassel, New England vs. Miami	43	30	415	3
Nov. 13, 2008	Matt Cassel, New England vs. N.Y. Jets (OT)	51	30	400	3
Nov. 9, 2008	Drew Brees, New Orleans vs. Atlanta	58	31	422	2
Nov. 6, 2008	Jay Cutler, Denver vs. Cle. Browns	42	24	447	3
Sept. 28, 2008	Kurt Warner, Arizona vs. N.Y. Jets	57	40	472	2
Sept. 21, 2008	Drew Brees, New Orleans vs. Denver	48	39	421	1
Sept. 21, 2008	Brian Griese, Tampa Bay vs. Chi. Bears (OT)	67	38	407	2
Nov. 25, 2007	Kurt Warner, Arizona vs. San Francisco (OT)	48	34	484	2
Nov. 4, 2007	Drew Brees, New Orleans vs. Jacksonville	49	35	445	3
Sept. 23, 2007	Jon Kitna, Detroit vs. Philadelphia	46	29	446	2
Sept. 16, 2007	Carson Palmer, Cincinnati vs. Cle. Browns	50	33	401	6
Dec. 10, 2006	Chris Weinke, Carolina vs. N.Y. Giants	61	34	423	1
Nov. 26, 2006	Matt Leinart, Arizona vs. Minnesota	51	31	405	1
Nov. 19, 2006	Drew Brees, New Orleans vs. Cincinnati	52	37	510	2
Nov. 12, 2006	Carson Palmer, Cincinnati vs. S.D. Chargers	42	31	440	3
Nov. 5, 2006	Ben Roethlisberger, Pittsburgh vs. Denver	54	38	433	1
Oct. 22, 2006	Joey Harrington, Miami vs. Green Bay	62	33	414	2
Sept. 17, 2006	Peyton Manning, Indianapolis vs. Hou. Texans	38	26	400	3
Oct. 2, 2005	Marc Bulger, St.L. Rams vs. N.Y. Giants	62	40	442	2
Jan. 2, 2005	Marc Bulger, St. Louis vs. N.Y. Jets (OT)	39	29	450	3
Dec. 19, 2004	Daunte Culpepper, Minnesota vs. Detroit	35	25	404	3
Dec. 19, 2004	Billy Volek, Tennessee vs. Oakland	60	40	492	4
Dec. 13, 2004	Billy Volek, Tennessee vs. Kansas City	43	29	426	4
Dec. 6, 2004	Matt Hasselbeck, Seattle vs. Dal. Cowboys	40	28	414	3
Dec. 5, 2004	Peyton Manning, Indianapolis vs. Tennessee	33	25	425	3
Dec. 5, 2004	Donovan McNabb, Philadelphia vs. Green Bay	43	32	464	5
Nov. 29, 2004	Marc Bulger, St.L. Rams vs. Green Bay	53	35	448	2
Nov. 28, 2004	Kelly Holcomb, Cle. Browns vs. Cincinnati	39	30	413	5
Oct. 31, 2004	Peyton Manning, Indianapolis vs. Kansas City	44	25	472	5
Oct. 31, 2004	Jake Plummer, Denver vs. Atlanta	55	31	499	4
Oct. 17, 2004	Daunte Culpepper, Minnesota vs. New Orleans	37	26	425	5
Oct. 10, 2004	Tim Rattay, San Francisco vs. Arizona (OT)	57	38	417	2
Nov. 16, 2003	Peyton Manning, Indianapolis vs. N.Y. Jets	36	27	401	1
Oct. 12, 2003	Trent Green, Kansas City vs. Green Bay (OT)	45	27	400	3
Oct. 12, 2003	Steve McNair, Tennessee vs. Houston	27	18	421	3
Dec. 29, 2002	Matt Hasselbeck, Seattle vs. San Diego (OT)	53	36	449	2
Dec. 1, 2002	Matt Hasselbeck, Seattle vs. San Francisco	55	30	427	3
Nov. 10, 2002	Marc Bulger, St.L. Rams vs. S.D. Chargers	48	36	453	4
Nov. 10, 2002	Tommy Maddox, Pittsburgh vs. Atlanta (OT)	41	28	473	4

OUTSTANDING PERFORMERS

Date	Player, Team, Opponent	Att.	Comp.	Yards	TD
Oct. 6, 2002	Drew Bledsoe, Buffalo vs. Oakland	53	32	417	2
Sept. 22, 2002	Tom Brady, New England vs. Kansas City (OT)	54	39	410	4
Sept. 15, 2002	Drew Bledsoe, Buffalo vs. Minnesota (OT)	49	35	463	3
Sept. 15, 2002	Rich Gannon, Oakland vs. Pittsburgh	64	43	403	1
Dec. 30, 2001	Jon Kitna, Cincinnati vs. Pittsburgh	68	35	411	2
Dec. 23, 2001	Chris Chandler, Atlanta vs. Buffalo	40	28	431	2
Nov. 18, 2001	Charlie Batch, Detroit vs. Arizona	62	36	436	3
Nov. 18, 2001	Kurt Warner, St.L. Rams vs. New England	42	30	401	3
Sept. 23, 2001	Peyton Manning, Indianapolis vs. Buffalo	29	23	421	4
Dec. 24, 2000	Vinny Testaverde, N.Y. Jets vs. Bal. Ravens	69	36	481	2
Dec. 17, 2000	Jeff Garcia, San Francisco vs. Chi. Bears	44	36	402	2
Dec. 3, 2000	Aaron Brooks, New Orleans vs. Denver	48	30	441	2
Nov. 19, 2000	Gus Frerotte, Denver vs. S.D. Chargers	58	36	462	5
Nov. 5, 2000	Elvis Grbac, Kansas City vs. Oakland	53	39	504	2
Nov. 5, 2000	Trent Green, St.L. Rams vs. Carolina	42	29	431	2
Sept. 25, 2000	Peyton Manning, Indianapolis vs. Jacksonville	36	23	440	4
Sept. 4, 2000	Kurt Warner, St.L. Rams vs. Denver	35	25	441	3
Dec. 26, 1999	Brad Johnson, Washington vs. San Francisco (OT)	47	32	471	2
Dec. 5, 1999	Jeff Garcia, San Francisco vs. Cincinnati	49	33	437	3
Nov. 28, 1999	Jim Harbaugh, S.D. Chargers vs. Minnesota	39	25	404	1
Nov. 14, 1999	Jim Miller, Chi. Bears vs. Minnesota (OT)	48	34	422	3
Sept. 26, 1999	Peyton Manning, Indianapolis vs. S.D. Chargers	54	29	404	2
Dec. 6, 1998	Vinny Testaverde, N.Y. Jets vs. Seattle	63	42	418	2
Dec. 6, 1998	John Elway, Denver vs. Kansas City	32	22	400	2
Nov. 26, 1998	Troy Aikman, Dal. Cowboys vs. Minnesota	57	34	455	1
Nov. 23, 1998	Drew Bledsoe, New England vs. Miami	54	28	423	2
Nov. 15, 1998	Jake Plummer, Arizona vs. Dal. Cowboys	56	31	465	3
Oct. 5, 1998	Randall Cunningham, Minnesota vs. Green Bay	32	20	442	4
Sept. 6, 1998	Glenn Foley, N.Y. Jets vs. San Francisco (OT)	58	30	415	3
Nov. 2, 1997	Tony Banks, St.L. Rams vs. Atlanta	34	23	401	2
Oct. 26, 1997	Warren Moon, Seattle vs. Oakland	44	28	409	5
Nov. 10, 1996	Boomer Esiason, Arizona vs. Washington (OT)	59	35	522	3
Nov. 3, 1996	Drew Bledsoe, New England vs. Miami	41	30	419	3
Oct. 27, 1996	Vinny Testaverde, Bal. Ravens vs. St.L. Rams (OT)	51	31	429	3
Oct. 20, 1996	Mark Brunell, Jacksonville vs. St.L. Rams	52	37	421	0
Sept. 22, 1996	Mark Brunell, Jacksonville vs. New England (OT)	39	23	432	3
Dec. 18, 1995	Steve Young, San Francisco vs. Minnesota	49	30	425	3
Nov. 26, 1995	Dave Krieg, Arizona vs. Atlanta (OT)	43	27	413	4
Nov. 23, 1995	Scott Mitchell, Detroit vs. Minnesota	45	30	410	4
Oct. 1, 1995	Dan Marino, Miami vs. Cincinnati	48	33	450	2
Nov. 20, 1994	Warren Moon, Minnesota vs. N.Y. Jets	50	33	400	2
Nov. 13, 1994	Drew Bledsoe, New England vs. Minnesota (OT)	70	45	426	3
Nov. 6, 1994	Warren Moon, Minnesota vs. New Orleans	57	33	420	3
Sept. 25, 1994	Dan Marino, Miami vs. Minnesota	54	29	431	3
Sept. 4, 1994	Dan Marino, Miami vs. New England (OT)	42	23	473	5
Sept. 4, 1994	Drew Bledsoe, New England vs. Miami (OT)	51	32	421	4
Dec. 19, 1993	Steve Beuerlein, Phoenix vs. Seattle	53	34	431	3
Dec. 5, 1993	Brett Favre, Green Bay vs. Chi. Bears	54	36	402	2
Nov. 28, 1993	Steve Young, San Francisco vs. L.A. Rams	32	26	462	4
Oct. 31, 1993	Jeff Hostetler, L.A. Raiders vs. San Diego	32	20	424	2
Sept. 13, 1992	Steve Young, San Francisco vs. Buffalo	37	26	449	3
Sept. 13, 1992	Jim Kelly, Buffalo vs. San Francisco	33	22	403	3
Nov. 10, 1991	Warren Moon, Hou. Oilers vs. Dal. Cowboys (OT)	56	41	432	0
Nov. 10, 1991	Mark Rypien, Washington vs. Atlanta	31	16	442	6
Oct. 13, 1991	Warren Moon, Hou. Oilers vs. N.Y. Jets	50	35	423	2
Dec. 16, 1990	Warren Moon, Hou. Oilers vs. Kansas City	45	27	527	3
Nov. 4, 1990	Joe Montana, San Francisco vs. Green Bay	40	25	411	3
Oct. 14, 1990	Joe Montana, San Francisco vs. Atlanta	49	32	476	6
Oct. 7, 1990	Boomer Esiason, Cincinnati vs. L.A. Rams (OT)	45	31	490	3
Dec. 23, 1989	Warren Moon, Hou. Oilers vs. Cle. Browns	51	32	414	2
Dec. 11, 1989	Joe Montana, San Francisco vs. L.A. Rams	42	30	458	3
Nov. 26, 1989	Jim Everett, L.A. Rams vs. New Orleans (OT)	51	29	454	1
Nov. 26, 1989	Mark Rypien, Washington vs. Chi. Bears	47	30	401	4
Oct. 2, 1989	Randall Cunningham, Philadelphia vs. Chi. Bears	62	32	401	1
Sept. 24, 1989	Joe Montana, San Francisco vs. Philadelphia	34	25	428	5
Sept. 24, 1989	Dan Marino, Miami vs. N.Y. Jets	55	33	427	3
Sept. 17, 1989	Randall Cunningham, Philadelphia vs. Washington	46	34	447	5
Dec. 18, 1988	Dave Krieg, Seattle vs. L.A. Raiders	32	19	410	4
Dec. 12, 1988	Dan Marino, Miami vs. Cle. Browns	50	30	404	4

OUTSTANDING PERFORMERS

Date	Player, Team, Opponent	Att.	Comp.	Yards	TD
Oct. 23, 1988	Dan Marino, Miami vs. N.Y. Jets.....	60	35	521	3
Oct. 16, 1988	Vinny Testaverde, Tampa Bay vs. Indianapolis.....	42	25	469	2
Sept. 11, 1988	Doug Williams, Washington vs. Pittsburgh.....	52	30	430	2
Nov. 29, 1987	Tom Ramsey, New England vs. Philadelphia.....	53	34	402	3
Nov. 22, 1987	Boomer Esiason, Cincinnati vs. Pittsburgh.....	53	30	409	0
Sept. 20, 1987	Neil Lomax, St.L. Cardinals vs. S.D. Chargers.....	61	32	457	3
Dec. 21, 1986	Boomer Esiason, Cincinnati vs. N.Y. Jets.....	30	23	425	5
Dec. 14, 1986	Dan Marino, Miami vs. L.A. Rams (OT).....	46	29	403	5
Nov. 23, 1986	Bernie Kosar, Cle. Browns vs. Pittsburgh (OT).....	46	28	414	2
Nov. 17, 1986	Joe Montana, San Francisco vs. Washington.....	60	33	441	0
Nov. 16, 1986	Dan Marino, Miami vs. Buffalo.....	54	39	404	4
Nov. 10, 1986	Bernie Kosar, Cle. Browns vs. Miami.....	50	32	401	0
Nov. 2, 1986	Tommy Kramer, Minnesota vs. Washington (OT).....	35	20	490	4
Nov. 2, 1986	Ken O'Brien, N.Y. Jets vs. Seattle.....	32	26	431	4
Oct. 27, 1986	Jay Schroeder, Washington vs. N.Y. Giants.....	40	22	420	1
Oct. 12, 1986	Steve Grogan, New England vs. N.Y. Jets.....	42	23	401	3
Sept. 21, 1986	Ken O'Brien, N.Y. Jets vs. Miami (OT).....	43	29	479	4
Sept. 21, 1986	Dan Marino, Miami vs. N.Y. Jets (OT).....	50	30	448	6
Sept. 21, 1986	Tony Eason, New England vs. Seattle.....	45	26	414	3
Dec. 20, 1985	John Elway, Denver vs. Seattle.....	42	24	432	1
Nov. 10, 1985	Dan Fouts, San Diego vs. L.A. Raiders (OT).....	41	26	436	4
Oct. 13, 1985	Phil Simms, N.Y. Giants vs. Cincinnati.....	62	40	513	1
Oct. 13, 1985	Dave Krieg, Seattle vs. Atlanta.....	51	33	405	4
Oct. 6, 1985	Phil Simms, N.Y. Giants vs. Dal. Cowboys.....	36	18	432	3
Oct. 6, 1985	Joe Montana, San Francisco vs. Atlanta.....	57	37	429	5
Sept. 19, 1985	Tommy Kramer, Minnesota vs. Chi. Bears.....	55	28	436	3
Sept. 15, 1985	Dan Fouts, S.D. Chargers vs. Seattle.....	43	29	440	4
Dec. 16, 1984	Neil Lomax, St.L. Rams vs. Washington.....	46	37	468	2
Dec. 9, 1984	Dan Marino, Miami vs. Indianapolis.....	41	29	404	4
Dec. 2, 1984	Dan Marino, Miami vs. L.A. Raiders.....	57	35	470	4
Nov. 25, 1984	Dave Krieg, Seattle vs. Denver.....	44	30	406	3
Nov. 4, 1984	Dan Marino, Miami vs. N.Y. Jets.....	42	23	422	2
Oct. 21, 1984	Dan Fouts, S.D. Chargers vs. L.A. Raiders.....	45	24	410	3
Sept. 30, 1984	Dan Marino, Miami vs. St.L. Cardinals.....	36	24	429	3
Sept. 2, 1984	Phil Simms, N.Y. Giants vs. Philadelphia.....	30	23	409	4
Dec. 11, 1983	Bill Kenney, Kansas City vs. S.D. Chargers.....	41	31	411	4
Nov. 20, 1983	Dave Krieg, Seattle vs. Denver.....	42	31	418	3
Oct. 9, 1983	Joe Ferguson, Buffalo vs. Miami (OT).....	55	38	419	5
Oct. 2, 1983	Joe Theismann, Washington vs. L.A. Raiders.....	39	23	417	3
Sept. 25, 1983	Richard Todd, N.Y. Jets vs. L.A. Rams (OT).....	50	37	446	2
Dec. 26, 1982	Vince Ferragamo, L.A. Rams vs. Chi. Bears.....	46	30	509	3
Dec. 20, 1982	Dan Fouts, S.D. Chargers vs. Cincinnati.....	40	25	435	1
Dec. 20, 1982	Ken Anderson, Cincinnati vs. S.D. Chargers.....	56	40	416	2
Dec. 11, 1982	Dan Fouts, S.D. Chargers vs. San Francisco.....	48	33	444	5
Nov. 21, 1982	Joe Montana, San Francisco vs. St.L. Cardinals.....	39	26	408	3
Nov. 15, 1981	Steve Bartkowski, Atlanta vs. Pittsburgh.....	50	33	416	2
Oct. 25, 1981	Brian Sipe, Cle. Browns vs. Baltimore.....	41	30	444	4
Oct. 25, 1981	David Woodley, Miami vs. Dal. Cowboys.....	37	21	408	3
Oct. 11, 1981	Tommy Kramer, Minnesota vs. San Diego.....	43	27	444	4
Dec. 14, 1980	Tommy Kramer, Minnesota vs. Cle. Browns.....	49	38	456	4
Nov. 16, 1980	Doug Williams, Tampa Bay vs. Minnesota.....	55	30	486	4
Oct. 19, 1980	Dan Fouts, S.D. Chargers vs. N.Y. Giants.....	41	26	444	3
Oct. 12, 1980	Lynn Dickey, Green Bay vs. Tampa Bay (OT).....	51	35	418	1
Sept. 21, 1980	Richard Todd, N.Y. Jets vs. San Francisco.....	60	42	447	3
Oct. 3, 1976	James Harris, L.A. Rams vs. Miami.....	29	17	436	2
Nov. 17, 1975	Ken Anderson, Cincinnati vs. Buffalo.....	46	30	447	2
Nov. 18, 1974	Charley Johnson, Denver vs. Kansas City.....	42	28	445	2
Dec. 11, 1972	Joe Namath, N.Y. Jets vs. Oakland.....	46	25	403	1
Sept. 24, 1972	Joe Namath, N.Y. Jets vs. Bal. Colts.....	46	15	496	6
Dec. 21, 1969	Don Horn, Green Bay vs. St.L. Cardinals.....	31	22	410	5
Sept. 28, 1969	Joe Kapp, Minnesota vs. Bal. Colts.....	43	28	449	7
Sept. 9, 1968	Pete Beathard, Hou. Oilers vs. Kansas City.....	48	23	413	2
Nov. 26, 1967	Sonny Jurgensen, Washington vs. Cle. Browns.....	50	32	418	3
Oct. 1, 1967	Joe Namath, N.Y. Jets vs. Miami.....	39	23	415	3
Sept. 17, 1967	Johnny Unitas, Bal. Colts vs. Atlanta.....	32	22	401	2
Nov. 13, 1966	Don Meredith, Dal. Cowboys vs. Washington.....	29	21	406	2
Nov. 28, 1965	Sonny Jurgensen, Washington vs. Dal. Cowboys.....	43	26	411	3
Oct. 24, 1965	Fran Tarkenton, Minnesota vs. San Francisco.....	35	21	407	3
Nov. 1, 1964	Len Dawson, Kansas City vs. Denver.....	38	23	435	6

OUTSTANDING PERFORMERS

Oct. 25, 1964	Cotton Davidson, Oakland vs. Denver.....	36	23	427	5
Oct. 16, 1964	Babe Parilli, Bos. Patriots vs. Oakland	47	25	422	4
Dec. 22, 1963	Tom Flores, Oakland vs. Hou. Oilers	29	17	407	6
Nov. 17, 1963	Norm Snead, Washington vs. Pittsburgh	40	23	424	2
Nov. 10, 1963	Don Meredith, Dal. Cowboys vs. San Francisco	48	30	460	3
Oct. 13, 1963	Charley Johnson, St.L. Cardinals vs. Pittsburgh	41	20	428	2
Dec. 16, 1962	Sonny Jurgensen, Philadelphia vs. St.L. Cardinals	34	15	419	5
Nov. 18, 1962	Bill Wade, Chi. Bears vs. Dal. Cowboys	46	28	466	2
Oct. 28, 1962	Y.A. Tittle, N.Y. Giants vs. Washington	39	27	505	7
Sept. 15, 1962	Frank Tripucka, Denver vs. Buffalo.....	56	29	447	2
Dec. 17, 1961	Sonny Jurgensen, Philadelphia vs. Detroit.....	42	27	403	3
Nov. 19, 1961	George Blanda, Hou. Oilers vs. N.Y. Titans.....	32	20	418	7
Oct. 29, 1961	George Blanda, Hou. Oilers vs. Buffalo	32	18	464	4
Oct. 29, 1961	Sonny Jurgensen, Philadelphia vs. Washington	41	27	436	3
Oct. 13, 1961	Jacky Lee, Hou. Oilers vs. Bos. Patriots	41	27	457	2
Dec. 13, 1958	Bobby Layne, Pittsburgh vs. Chi. Cardinals	49	23	409	2
Nov. 8, 1953	Bobby Thomason, Philadelphia vs. N.Y. Giants	44	22	437	4
Oct. 4, 1952	Otto Graham, Cle. Browns vs. Pittsburgh	49	21	401	3
Sept. 28, 1951	Norm Van Brocklin, L.A. Rams vs. N.Y. Yanks.....	41	27	554	5
Dec. 11, 1949	Johnny Lujack, Chi. Bears vs. Chi. Cardinals.....	39	24	468	6
Oct. 31, 1948	Sammy Baugh, Washington vs. Bos. Yanks	24	17	446	4
Oct. 31, 1948	Jim Hardy, L.A. Rams vs. Chi. Cardinals.....	53	28	406	3
Nov. 14, 1943	Sid Luckman, Chi. Bears vs. N.Y. Giants.....	32	21	433	7

*First season of professional football.

TIMES 400 OR MORE

372 times by 140 players..Brees 16; P.Manning 14; Marino 13; Roethlisberger 12; Rivers 11; Brady, Stafford 10; E.Manning, Rodgers 9; Palmer 8; Montana, Moon, Prescott 7; Bledsoe, Cousins, Fitzpatrick, Fouts, Ryan 6; Jurgensen, Krieg, Mahomes, Romo, Schaub 5; Bulger, Esiason, Foles, Goff, Kramer, Testaverde, Warner, Winston 4; Carr, Cassel, Cunningham, M.Hasselbeck, Luck, McNabb, Namath, Simms, Young 3; Allen, Anderson, Blanda, Brunell, Culpepper, Elway, Favre, Garcia, Green, C.Johnson, Kitna, Kosar, Lomax, Meredith, Newton, O'Brien, Orton, Plummer, Rypien, Todd, Vick, Volek, Watson, D.Williams, R.Wilson 2.

100 PASS RECEPTIONS IN A SEASON

Year	Player, Team	No.	Yards	Avg.	Long	TD	
2020	Stefon Diggs, Buffalo ²	127	1,535	12.1	55	8	
	Davante Adams, Green Bay ²	115	1,374	11.9	56	18	
	DeAndre Hopkins, Arizona ¹	115	1,407	12.2	60	6	
	Darren Waller, Las Vegas.....	107	1,196	11.2	38	9	
	Travis Kelce, Kansas City ²	105	1,416	13.5	45	11	
	Allen Robinson, Chi. Bears	102	1,250	12.3	42	6	
	Keenan Allen, L.A. Chargers ²	100	992	9.9	28	8	
	Tyler Lockett, Seattle.....	100	1,054	10.5	47	10	
	2019	Michael Thomas, New Orleans ³	149	1,725	11.6	49	9
		Christian McCaffrey, Carolina ²	116	1,005	8.7	28	4
Keenan Allen, L.A. Chargers ²		104	1,199	11.5	45	6	
DeAndre Hopkins, Hou. Texans ³		104	1,165	11.2	43	7	
2018	Julian Edelman, New England ²	100	1,117	11.2	44	6	
	Michael Thomas, New Orleans ²	125	1,405	11.2	72	9	
	Zach Ertz, Philadelphia.....	116	1,163	10.0	34	8	
	DeAndre Hopkins, Hou. Texans ²	115	1,572	13.7	49	11	
	Julio Jones, Atlanta ²	113	1,677	14.8	58	8	
	Adam Thielen, Minnesota	113	1,373	12.2	68	9	
	JuJu Smith-Schuster, Pittsburgh.....	111	1,426	12.8	97	7	
	Davante Adams, Green Bay	111	1,386	12.5	57	13	
	Christian McCaffrey, Carolina.....	107	867	8.1	38	6	
	Antonio Brown, Pittsburgh ²	104	1,297	12.5	78	15	
2017	Travis Kelce, Kansas City.....	103	1,336	13.0	43	10	
	Stefon Diggs, Minnesota.....	102	1,021	10.0	75	9	
	Jarvis Landry, Miami ²	112	987	8.8	49	9	
	Larry Fitzgerald, Arizona ²	109	1,156	10.6	37	6	
	Michael Thomas, New Orleans	104	1,245	12.0	43	5	
	Keenan Allen, L.A. Chargers.....	102	1,393	13.7	51	6	
2016	Antonio Brown, Pittsburgh ⁵	101	1,533	15.2	57	9	
	Larry Fitzgerald, Arizona ¹	107	1,023	9.6	32	6	
	Antonio Brown, Pittsburgh ¹	106	1,284	12.1	51	12	
	Odell Beckham Jr., N.Y. Giants	101	1,367	13.5	75	10	
2015	Antonio Brown, Pittsburgh ³	136	1,834	13.5	59	10	
	Julio Jones, Atlanta ²	136	1,871	13.8	70	8	
	DeAndre Hopkins, Hou. Texans.....	111	1,521	13.7	61	11	

OUTSTANDING PERFORMERS

Year	Player, Team	No.	Yards	Avg.	Long	TD
	Jarvis Landry, Miami	110	1,157	10.5	50	4
	Larry Fitzgerald, Arizona ³	109	1,215	11.1	44	9
	Brandon Marshall, N.Y. Jets ¹	109	1,502	13.8	69	14
	Demaryius Thomas, Denver ²	105	1,304	12.4	72	6
2014	Antonio Brown, Pittsburgh ²	129	1,698	13.2	63	13
	Demaryius Thomas, Denver	111	1,619	14.6	86	11
	Julio Jones, Atlanta	104	1,593	15.3	79	6
	Matt Forté, Chi. Bears	102	808	7.9	56	4
	Emmanuel Sanders, Denver	101	1,404	13.9	48	9
2013	Pierre Garcon, Washington	113	1,346	11.9	53	5
	Antonio Brown, Pittsburgh	110	1,499	13.6	56	8
	Andre Johnson, Hou. Texans ⁵	109	1,407	12.9	62	5
	Julian Edelman, New England	105	1,056	10.1	44	6
	Brandon Marshall, Chi. Bears ⁵	100	1,295	13.0	44	12
2012	Calvin Johnson, Detroit	122	1,964	16.1	53	5
	Brandon Marshall, Chi. Bears ⁴	118	1,508	12.8	56	11
	Wes Welker, New England ⁶	118	1,354	11.5	59	6
	Andre Johnson, Hou. Texans ⁴	112	1,598	14.3	60	4
	Jason Witten, Dal. Cowboys	110	1,039	9.4	36	3
	Reggie Wayne, Indianapolis ⁴	106	1,355	12.8	33	5
2011	Wes Welker, New England ⁴	122	1,569	12.9	99	9
	Roddy White, Atlanta ²	100	1,296	13.0	43	8
2010	Roddy White, Atlanta	115	1,389	12.1	46	10
	Reggie Wayne, Indianapolis ³	111	1,355	12.2	50	6
2009	Wes Welker, New England ³	123	1,348	11.0	58	4
	Steve Smith, N.Y. Giants	107	1,220	11.4	51	7
	Andre Johnson, Hou. Texans ³	101	1,569	15.5	72	9
	Brandon Marshall, Denver ³	101	1,120	11.1	75	10
	Dallas Clark, Indianapolis	100	1,106	11.1	80	10
	Reggie Wayne, Indianapolis ²	100	1,264	12.6	65	10
2008	Andre Johnson, Hou. Texans ²	115	1,575	13.7	65	8
	Wes Welker, New England ²	111	1,165	10.5	64	3
	Brandon Marshall, Denver ²	104	1,265	12.2	47	6
2007	T.J. Houshmandzadeh, Cincinnati	112	1,143	10.2	42	12
	Wes Welker, New England	112	1,175	10.5	42	8
	Reggie Wayne, Indianapolis	104	1,510	14.5	64	10
	Derrick Mason, Bal. Ravens	103	1,087	10.6	79	5
	Brandon Marshall, Denver	102	1,325	13.0	68	7
	Larry Fitzgerald, Arizona ²	100	1,409	14.1	48	10
2006	Andre Johnson, Hou. Texans	103	1,147	11.1	53	5
2005	Larry Fitzgerald, Arizona	103	1,409	13.7	47	10
	Steve Smith, Carolina	103	1,563	15.2	80	12
	Anquan Boldin, Arizona ²	102	1,402	13.7	54	7
	Torry Holt, St.L. Rams ²	102	1,331	13.0	44	9
2004	Tony Gonzalez, Kansas City	102	1,258	12.3	32	7
2003	Torry Holt, St.L. Rams	117	1,696	14.5	48	12
	Randy Moss, Minnesota ²	111	1,632	14.7	72	17
	*Anquan Boldin, Arizona	101	1,377	13.6	71	8
	LaDainian Tomlinson, S.D. Chargers	100	725	7.3	73	4
2002	Marvin Harrison, Indianapolis ⁴	143	1,722	12.0	69	11
	Hines Ward, Pittsburgh	112	1,329	11.9	72	12
	Randy Moss, Minnesota	106	1,347	12.7	60	7
	Eric Moulds, Buffalo	100	1,292	12.9	70	10
	Terrell Owens, San Francisco	100	1,300	13.0	76	13
2001	Rod Smith, Denver ²	113	1,343	11.9	65	11
	Jimmy Smith, Jacksonville ²	112	1,373	12.3	35	8
	Marvin Harrison, Indianapolis ³	109	1,524	14.0	68	15
	Keyshawn Johnson, Tampa Bay	106	1,266	11.9	47	1
	Troy Brown, New England	101	1,199	11.9	60	5
	Marty Booker, Chi. Bears	100	1,071	10.7	66	8
2000	Marvin Harrison, Indianapolis ²	102	1,413	13.9	78	14
	Muhsin Muhammad, Carolina	102	1,183	11.6	36	6
	Ed McCaffrey, Denver	101	1,317	13.0	61	9
	Rod Smith, Denver	100	1,602	16.0	49	8
1999	Jimmy Smith, Jacksonville	116	1,636	14.1	62	6
	Marvin Harrison, Indianapolis	115	1,663	14.5	57	12
1997	Tim Brown, Oakland	104	1,408	13.5	59	5
	Herman Moore, Detroit ¹	104	1,293	12.4	79	8
1996	Jerry Rice, San Francisco ⁴	108	1,254	11.6	39	8

OUTSTANDING PERFORMERS

Year	Player, Team	Yards	No.	Avg.	Long	TD
	Herman Moore, Detroit ¹	106	1,296	12.2	50	9
	Carl Pickens, Cincinnati.....	100	1,180	11.8	61	12
1995	Herman Moore, Detroit.....	123	1,686	13.7	69	14
	Jerry Rice, San Francisco ³	122	1,848	15.1	81	15
	Cris Carter, Minnesota ²	122	1,371	11.2	60	17
	Isaac Bruce, St.L. Rams.....	119	1,781	15.0	72	13
	Michael Irvin, Dal. Cowboys.....	111	1,603	14.4	50	10
	Brett Perriman, Detroit.....	108	1,488	13.8	91	9
	Eric Metcalf, Atlanta.....	104	1,189	11.4	62	8
	Robert Brooks, Green Bay.....	102	1,497	14.7	99	13
	Larry Centers, Arizona.....	101	962	9.5	32	2
1994	Cris Carter, Minnesota.....	122	1,256	10.3	65	7
	Jerry Rice, San Francisco ²	112	1,499	13.4	69	13
	Terance Mathis, Atlanta.....	111	1,342	12.1	81	11
1993	Sterling Sharpe, Green Bay ²	112	1,274	11.4	54	11
1992	Sterling Sharpe, Green Bay.....	108	1,461	13.5	76	13
1991	Haywood Jeffires, Hou. Oilers.....	100	1,181	11.8	44	7
1990	Jerry Rice, San Francisco.....	100	1,502	15.0	64	13
1984	Art Monk, Washington.....	106	1,372	12.9	72	7
1964	Charlie Hennigan, Hou. Oilers.....	101	1,546	15.3	53	8
1961	Lionel Taylor, Denver.....	100	1,176	11.8	52	4

**First season of professional football. NOTE: Numeral in superscript indicates season number player accomplished feat.*

1,000 YARDS PASS RECEIVING IN A SEASON

Year	Player, Team	Yards	No.	Avg.	Long	TD
2020	Stefon Diggs, Buffalo ³	1,535	127	12.1	55	8
	Travis Kelce, Kansas City ⁶	1,416	105	13.5	45	11
	DeAndre Hopkins, Arizona ²	1,407	115	12.2	60	6
	*Justin Jefferson, Minnesota.....	1,400	88	15.9	71	7
	Davante Adams, Green Bay ²	1,374	115	11.9	56	18
	Calvin Ridley, Atlanta.....	1,374	90	15.3	63	9
	DK Metcalf, Seattle.....	1,303	83	15.7	62	10
	Tyreek Hill, Kansas City ³	1,276	87	14.7	75	15
	Allen Robinson, Chi. Bears ²	1,250	102	12.3	42	6
	Darren Waller, Las Vegas ²	1,196	107	11.2	38	9
	D.J. Moore, Carolina ²	1,193	66	18.1	74	4
	Brandin Cooks, Hou. Texans ⁵	1,150	81	14.2	57	6
	Terry McLaurin, Washington.....	1,118	87	12.9	68	4
	Amari Cooper, Dal. Cowboys ¹	1,114	92	12.1	69	5
	Robby Anderson, Carolina.....	1,096	95	11.5	75	3
	A.J. Brown, Tennessee ²	1,075	70	15.4	73	11
	Tyler Lockett, Seattle ²	1,054	100	10.5	47	10
	Mike Evans, Tampa Bay ¹	1,006	70	14.4	50	13
2019	Michael Thomas, New Orleans ¹	1,725	149	11.6	49	9
	Julio Jones, Atlanta ¹	1,394	99	14.1	54	6
	Chris Godwin, Tampa Bay.....	1,333	86	15.5	71	9
	Travis Kelce, Kansas City ⁴	1,229	97	12.7	47	5
	DeVante Parker, Miami.....	1,202	72	16.7	51	9
	Keenan Allen, L.A. Chargers ⁴	1,199	104	11.5	45	6
	Kenny Golladay, Detroit ²	1,190	65	18.3	75	11
	Amari Cooper, Dal. Cowboys ⁴	1,189	79	15.1	53	8
	D.J. Moore, Carolina.....	1,175	87	13.5	52	4
	Jarvis Landry, Cle. Browns ³	1,174	83	14.1	65	6
	DeAndre Hopkins, Hou. Texans ⁵	1,165	104	11.2	43	7
	Cooper Kupp, L.A. Rams.....	1,161	94	12.4	66	10
	Mike Evans, Tampa Bay ⁶	1,157	67	17.3	67	8
	Allen Robinson, Chi. Bears ²	1,147	98	11.7	49	7
	Darren Waller, Oakland.....	1,145	90	12.7	75	3
	Robert Woods, L.A. Rams ²	1,134	90	12.6	48	2
	Stefon Diggs, Minnesota ²	1,130	63	17.9	66	6
	Julian Edelman, New England ³	1,117	100	11.2	44	6
	Courtland Sutton, Denver.....	1,112	72	15.4	70	6
	Michael Gallup, Dal. Cowboys.....	1,107	66	16.8	62	6
	John Brown, Buffalo ²	1,060	72	14.7	53	6
	Tyler Lockett, Seattle.....	1,057	82	12.9	44	8
	George Kittle, San Francisco ²	1,053	85	12.4	61	5
	*A.J. Brown, Tennessee.....	1,051	52	20.2	91	8
	Tyler Boyd, Cincinnati ²	1,046	90	11.6	47	5
	Odell Beckham Jr., Cle. Browns ⁵	1,035	74	14.0	89	4
	DJ Chark, Jacksonville.....	1,008	73	13.8	69	8

OUTSTANDING PERFORMERS

Year	Player, Team	Yards	No.	Avg.	Long	TD	
2018	Christian McCaffrey, Carolina.....	1,005	116	8.7	28	4	
	Mike Williams, L.A. Chargers.....	1,001	49	20.4	56	2	
	Julio Jones, Atlanta ²	1,677	113	14.8	58	8	
	DeAndre Hopkins, Hou. Texans ⁴	1,572	115	13.7	49	11	
	Mike Evans, Tampa Bay ⁵	1,524	86	17.7	72	8	
	Tyreek Hill, Kansas City ²	1,479	87	17.0	75	12	
	JuJu Smith-Schuster, Pittsburgh.....	1,426	111	12.8	97	7	
	Michael Thomas, New Orleans ³	1,405	125	11.2	72	9	
	Davante Adams, Green Bay.....	1,386	111	12.5	57	13	
	George Kittle, San Francisco.....	1,377	88	15.6	85	5	
	Adam Thielen, Minnesota ²	1,373	113	12.2	68	9	
	Travis Kelce, Kansas City ³	1,336	103	13.0	43	10	
	Antonio Brown, Pittsburgh ⁷	1,297	104	12.5	78	15	
	T.Y. Hilton, Indianapolis ⁵	1,270	76	16.7	68	6	
	Robert Woods, L.A. Rams.....	1,219	86	14.2	39	6	
	Brandin Cooks, L.A. Rams ⁴	1,204	80	15.1	57	5	
	Keenan Allen, L.A. Chargers ³	1,196	97	12.3	54	6	
	Zach Ertz, Philadelphia.....	1,163	116	10.0	34	8	
	Kenny Golladay, Detroit.....	1,063	70	15.2	60	5	
	2017	Odell Beckham Jr., N.Y. Giants ¹	1,052	77	13.7	51	6
Tyler Boyd, Cincinnati.....		1,028	76	13.5	49	7	
Stefon Diggs, Minnesota.....		1,021	102	10.0	75	9	
Amarì Cooper, Oakland-Dal. Cowboys ³		1,005	75	13.4	90	7	
Antonio Brown, Pittsburgh ⁶		1,533	101	15.2	57	9	
Julio Jones, Atlanta ²		1,444	88	16.4	53	3	
Keenan Allen, L.A. Chargers ²		1,393	102	13.7	51	6	
DeAndre Hopkins, Hou. Texans ⁵		1,378	96	14.4	72	13	
Adam Thielen, Minnesota.....		1,276	91	14.0	65	4	
Michael Thomas, New Orleans ²		1,245	104	12.0	43	5	
Tyreek Hill, Kansas City.....		1,183	75	15.8	79	7	
Larry Fitzgerald, Arizona ²		1,156	109	10.6	37	6	
Marvin Jones, Detroit.....		1,101	61	18.0	58	9	
Rob Gronkowski, New England ¹		1,084	69	15.7	53	8	
Brandin Cooks, New England ³		1,082	65	16.6	64	7	
A.J. Green, Cincinnati ⁶		1,078	75	14.4	77	8	
Travis Kelce, Kansas City ²		1,038	83	12.5	44	8	
Golden Tate, Detroit ¹		1,003	92	10.9	71	5	
2016		Mike Evans, Tampa Bay ⁴	1,001	71	14.1	42	5
		T.Y. Hilton, Indianapolis ¹	1,448	91	15.9	63	6
	Julio Jones, Atlanta ⁴	1,409	83	17.0	75	6	
	Odell Beckham Jr., N.Y. Giants ³	1,367	101	13.5	75	10	
	Mike Evans, Tampa Bay ⁵	1,321	96	13.8	45	12	
	Antonio Brown, Pittsburgh ⁸	1,284	106	12.1	51	12	
	Jordy Nelson, Green Bay ¹	1,257	97	13.0	60	14	
	Brandin Cooks, New Orleans ²	1,173	78	15.0	98	8	
	Amarì Cooper, Oakland ²	1,153	83	13.9	64	5	
	*Michael Thomas, New Orleans.....	1,137	92	12.4	46	9	
	Jarvis Landry, Miami ²	1,136	94	12.1	71	4	
	Doug Baldwin, Seattle ²	1,128	94	12.0	59	7	
	Travis Kelce, Kansas City.....	1,125	85	13.2	80	4	
	Julian Edelman, New England ²	1,106	98	11.3	77	3	
	Demaryius Thomas, Denver ⁵	1,083	90	12.0	55	5	
	Golden Tate, Detroit ²	1,077	91	11.8	67	4	
	Greg Olsen, Carolina ³	1,073	80	13.4	78	3	
	Tyrell Williams, S.D. Chargers.....	1,059	69	15.3	51	7	
	Pierre Garcon, Washington ²	1,041	79	13.2	70	3	
	Emmanuel Sanders, Denver ³	1,032	79	13.1	64	5	
Larry Fitzgerald, Arizona ²	1,023	107	9.6	32	6		
2015	Mike Wallace, Bal. Ravens ⁵	1,017	72	14.1	95	4	
	Terrelle Pryor, Cle. Browns.....	1,007	77	13.1	54	4	
	DeSean Jackson, Washington ⁵	1,005	56	17.9	80	4	
	Michael Crabtree, Oakland ²	1,003	89	11.3	56	8	
	Kenny Britt, L.A. Rams.....	1,002	68	14.7	66	5	
	Julio Jones, Atlanta ³	1,871	136	13.8	70	8	
	Antonio Brown, Pittsburgh ⁴	1,834	136	13.5	59	10	
	DeAndre Hopkins, Hou. Texans ²	1,521	111	13.7	61	11	
	Brandon Marshall, N.Y. Jets ⁵	1,502	109	13.8	69	14	
	Odell Beckham Jr., N.Y. Giants ²	1,450	96	15.1	87	13	
Allen Robinson, Jacksonville.....	1,400	80	17.5	90	14		
Demaryius Thomas, Denver ¹	1,304	105	12.4	72	6		
A.J. Green, Cincinnati ²	1,297	86	15.1	80	10		

OUTSTANDING PERFORMERS

Year	Player, Team	Yards	No.	Avg.	Long	TD
	Larry Fitzgerald, Arizona ¹	1,215	109	11.1	44	9
	Calvin Johnson, Detroit ⁷	1,214	88	13.8	57	9
	Mike Evans, Tampa Bay ²	1,206	74	16.3	68	3
	Rob Gronkowski, New England ³	1,176	72	16.3	76	11
	Jarvis Landry, Miami	1,157	110	10.5	50	4
	Brandin Cooks, New Orleans	1,138	84	13.5	71	9
	Emmanuel Sanders, Denver ²	1,135	76	14.9	75	6
	T.Y. Hilton, Indianapolis ³	1,124	69	16.3	87	5
	Greg Olsen, Carolina ²	1,104	77	14.3	52	7
	Jeremy Maclin, Kansas City ²	1,088	87	12.5	61	8
	Delanie Walker, Tennessee	1,088	94	11.6	61	6
	*Amari Cooper, Oakland	1,070	72	14.9	68	6
	Doug Baldwin, Seattle	1,069	78	13.7	80	14
	Sammy Watkins, Buffalo	1,047	60	17.5	63	9
	Gary Barnidge, Cle. Browns	1,043	79	13.2	40	9
	Allen Hurns, Jacksonville	1,031	64	16.1	80	10
	Eric Decker, N.Y. Jets ³	1,027	80	12.8	35	12
	John Brown, Arizona	1,003	65	15.4	68	7
2014	Antonio Brown, Pittsburgh ³	1,698	129	13.2	63	13
	Demaryius Thomas, Denver ²	1,619	111	14.6	86	11
	Julio Jones, Atlanta ²	1,593	104	15.3	79	6
	Jordy Nelson, Green Bay ³	1,519	98	15.5	80	13
	Emmanuel Sanders, Denver	1,404	101	13.9	48	9
	T.Y. Hilton, Indianapolis ²	1,345	82	16.4	73	7
	Golden Tate, Detroit	1,331	99	13.4	73	4
	Dez Bryant, Dal. Cowboys ³	1,320	88	15.0	68	16
	Jeremy Maclin, Philadelphia	1,318	85	15.5	72	10
	*Odell Beckham Jr., N.Y. Giants	1,305	91	14.3	80	12
	Randall Cobb, Green Bay	1,287	91	14.1	70	12
	DeAndre Hopkins, Hou. Texans	1,210	76	15.9	76	6
	DeSean Jackson, Washington ⁴	1,169	56	20.9	81	6
	Alshon Jeffery, Chi. Bears ²	1,133	85	13.3	74	10
	Rob Gronkowski, New England ²	1,124	82	13.7	46	12
	Calvin Johnson, Detroit ³	1,077	71	15.2	67	8
	Steve Smith, Bal. Ravens ⁵	1,065	79	13.5	80	6
	Anquan Boldin, San Francisco ³	1,062	83	12.8	76	5
	*Mike Evans, Tampa Bay	1,051	68	15.5	56	12
	A.J. Green, Cincinnati ¹	1,041	69	15.1	81	6
	*Kelvin Benjamin, Carolina	1,008	73	13.8	51	9
	Greg Olsen, Carolina	1,008	84	12.0	38	6
	Vincent Jackson, Tampa Bay ⁶	1,002	70	14.3	50	2
2013	Josh Gordon, Cle. Browns	1,646	87	18.9	95	9
	Antonio Brown, Pittsburgh ²	1,499	110	13.6	56	8
	Calvin Johnson, Detroit ³	1,492	84	17.8	87	12
	Demaryius Thomas, Denver ²	1,430	92	15.5	78	14
	A.J. Green, Cincinnati ³	1,426	98	14.6	82	11
	Alshon Jeffery, Chi. Bears	1,421	89	16.0	80	7
	Andre Johnson, Hou. Texans ¹	1,407	109	12.9	62	5
	Pierre Garcon, Washington	1,346	113	11.9	53	5
	DeSean Jackson, Philadelphia ³	1,332	82	16.2	61	9
	Jordy Nelson, Green Bay ²	1,314	85	15.5	76	8
	Brandon Marshall, Chi. Bears ⁷	1,295	100	13.0	44	12
	Eric Decker, Denver ²	1,288	87	14.8	61	11
	Dez Bryant, Dal. Cowboys ²	1,233	93	13.3	79	13
	Vincent Jackson, Tampa Bay ⁶	1,224	78	15.7	60	7
	Jimmy Graham, New Orleans ²	1,215	86	14.1	56	16
	Anquan Boldin, San Francisco ⁵	1,179	85	13.9	63	7
	Torrey Smith, Bal. Ravens	1,128	65	17.4	74	4
	T.Y. Hilton, Indianapolis	1,083	82	13.2	73	5
	Kendall Wright, Tennessee	1,079	94	11.5	45	2
	Harry Douglas, Atlanta	1,067	85	12.6	80	2
	Julian Edelman, New England	1,056	105	10.1	44	6
	*Keenan Allen, S.D. Chargers	1,046	71	14.7	43	8
	Michael Floyd, Arizona	1,041	65	16.0	91	5
	Brian Hartline, Miami ²	1,016	76	13.4	50	4
2012	Calvin Johnson, Detroit ¹	1,964	122	16.1	53	5
	Andre Johnson, Hou. Texans ⁵	1,598	112	14.3	60	4
	Brandon Marshall, Chi. Bears ⁵	1,508	118	12.8	56	11
	Demaryius Thomas, Denver	1,434	94	15.3	71	10
	Vincent Jackson, Tampa Bay ¹	1,384	72	19.2	95	8
	Dez Bryant, Dal. Cowboys	1,382	92	15.0	85	12

OUTSTANDING PERFORMERS

Year	Player, Team	Yards	No.	Avg.	Long	TD
	Reggie Wayne, Indianapolis ³	1,355	106	12.8	33	5
	Wes Welker, New England ⁴	1,354	118	11.5	59	6
	Roddy White, Atlanta ²	1,351	92	14.7	59	7
	A.J. Green, Cincinnati ²	1,350	97	13.9	73	11
	Julio Jones, Atlanta	1,198	79	15.2	80	10
	Steve Smith, Carolina ⁷	1,174	73	16.1	66	4
	Marques Colston, New Orleans ⁵	1,154	83	13.9	60	10
	Michael Crabtree, San Francisco	1,105	85	13.0	49	9
	Victor Cruz, N.Y. Giants ²	1,092	86	12.7	80	10
	Brian Hartline, Miami	1,083	74	14.6	80	1
	Eric Decker, Denver	1,064	85	12.5	55	13
	Steve Johnson, Buffalo ³	1,046	79	13.2	63	6
	Lance Moore, New Orleans	1,041	65	16.0	51	6
	Jason Witten, Dal. Cowboys ⁴	1,039	110	9.4	36	3
2011	Calvin Johnson, Detroit ³	1,681	96	17.5	73	16
	Wes Welker, New England ⁴	1,569	122	12.9	99	9
	Victor Cruz, N.Y. Giants	1,536	82	18.7	99	9
	Larry Fitzgerald, Arizona ⁵	1,411	80	17.6	73	8
	Steve Smith, Carolina ⁶	1,394	79	17.6	77	7
	Rob Gronkowski, New England	1,327	90	14.7	52	17
	Jimmy Graham, New Orleans	1,310	99	13.2	59	11
	Roddy White, Atlanta ⁵	1,296	100	13.0	43	8
	Jordy Nelson, Green Bay	1,263	68	18.6	93	15
	Brandon Marshall, Miami ²	1,214	81	15.0	65	6
	Mike Wallace, Pittsburgh ²	1,193	72	16.6	95	8
	Hakeem Nicks, N.Y. Giants ²	1,192	76	15.7	68	7
	Dwayne Bowe, Kansas City ⁷	1,159	81	14.3	52	5
	Marques Colston, New Orleans ⁵	1,143	80	14.3	50	8
	Antonio Brown, Pittsburgh	1,108	69	16.1	79	2
	Vincent Jackson, S.D. Chargers ²	1,106	60	18.4	58	9
	*A.J. Green, Cincinnati	1,057	65	16.3	58	7
	Nate Washington, Tennessee	1,023	74	13.8	57	7
	Steve Johnson, Buffalo ²	1,004	76	13.2	55	7
2010	Brandon Lloyd, Denver	1,448	77	18.8	71	11
	Roddy White, Atlanta ⁴	1,389	115	12.1	46	10
	Reggie Wayne, Indianapolis ³	1,355	111	12.2	50	6
	Greg Jennings, Green Bay ³	1,265	76	16.6	86	12
	Mike Wallace, Pittsburgh	1,257	60	20.9	56	10
	Andre Johnson, Hou. Texans ⁵	1,216	86	14.1	60	8
	Dwayne Bowe, Kansas City ²	1,162	72	16.1	75	15
	Larry Fitzgerald, Arizona ⁵	1,137	90	12.6	41	6
	Calvin Johnson, Detroit ²	1,120	77	14.6	87	12
	Santana Moss, Washington ¹	1,115	93	12.0	56	6
	Steve Johnson, Buffalo	1,073	82	13.1	45	10
	DeSean Jackson, Philadelphia ²	1,056	47	22.5	91	6
	Hakeem Nicks, N.Y. Giants	1,052	79	13.3	46	11
	Miles Austin, Dal. Cowboys ²	1,041	69	15.1	69	7
	Marques Colston, New Orleans ⁴	1,023	84	12.2	43	7
	Brandon Marshall, Miami ⁴	1,014	86	11.8	46	3
	Jason Witten, Dal. Cowboys ³	1,002	94	10.7	33	9
2009	Andre Johnson, Hou. Texans ⁴	1,569	101	15.5	72	9
	Wes Welker, New England ⁴	1,348	123	11.0	58	4
	Miles Austin, Dal. Cowboys	1,320	81	16.3	60	11
	Sidney Rice, Minnesota	1,321	83	15.8	63	8
	Randy Moss, New England ¹⁰	1,264	83	15.2	71	13
	Reggie Wayne, Indianapolis ⁵	1,264	100	12.6	65	10
	Santonio Holmes, Pittsburgh	1,248	79	15.8	57	5
	Steve Smith, N.Y. Giants	1,220	107	11.4	51	7
	Vincent Jackson, S.D. Chargers ²	1,167	68	17.2	55	9
	Hines Ward, Pittsburgh ⁵	1,167	95	12.3	54	6
	Antonio Gates, S.D. Chargers ²	1,157	79	14.6	56	8
	DeSean Jackson, Philadelphia	1,156	62	18.6	71	9
	Roddy White, Atlanta ³	1,153	85	13.6	90	11
	Brandon Marshall, Denver ³	1,120	101	11.1	75	10
	Greg Jennings, Green Bay ²	1,113	68	16.4	83	4
	Dallas Clark, Indianapolis	1,106	100	11.1	80	10
	Larry Fitzgerald, Arizona ⁴	1,092	97	11.3	34	13
	Marques Colston, New Orleans ³	1,074	70	15.3	68	9
	Donald Driver, Green Bay ⁷	1,061	70	15.2	71	6
	Chad Johnson, Cincinnati ⁷	1,047	72	14.5	50	9
	Jason Witten, Dal. Cowboys ²	1,030	94	11.0	69	2

OUTSTANDING PERFORMERS

Year	Player, Team	Yards	No.	Avg.	Long	TD
	Derrick Mason, Bal. Ravens ⁵	1,028	73	14.1	72	7
	Anquan Boldin, Arizona ⁵	1,024	84	12.2	44	4
2008	Andre Johnson, Hou. Texans ⁵	1,575	115	13.7	65	8
	Larry Fitzgerald, Arizona ³	1,431	96	14.9	78	12
	Steve Smith, Carolina ⁵	1,421	78	18.2	65	6
	Roddy White, Atlanta ²	1,382	88	15.7	70	7
	Calvin Johnson, Detroit.....	1,331	78	17.1	96	12
	Greg Jennings, Green Bay.....	1,292	80	16.1	63	9
	Brandon Marshall, Denver ²	1,265	104	12.2	47	6
	Antonio Bryant, Tampa Bay ²	1,248	83	15.0	71	7
	Wes Welker, New England ²	1,165	111	10.5	64	3
	Reggie Wayne, Indianapolis ⁵	1,145	82	14.0	65	6
	Vincent Jackson, S.D. Chargers.....	1,098	59	18.6	60	7
	Tony Gonzalez, Kansas City ⁴	1,058	96	11.0	35	10
	Terrell Owens, Dal. Cowboys ⁵	1,052	69	15.2	75	10
	Santana Moss, Washington ³	1,044	79	13.2	67	6
	Hines Ward, Pittsburgh ⁵	1,043	81	12.9	49	7
	Anquan Boldin, Arizona ⁴	1,038	89	11.7	79	11
	Derrick Mason, Bal. Ravens ⁷	1,037	80	13.0	54	5
	Dwayne Bowe, Kansas City.....	1,022	86	11.9	36	7
	Lee Evans, Buffalo ²	1,017	63	16.1	87	3
	Donald Driver, Green Bay ⁶	1,012	74	13.7	71	5
	Randy Moss, New England ⁷	1,008	69	14.6	76	11
	Steve Breaston, Arizona.....	1,006	77	13.1	58	3
2007	Reggie Wayne, Indianapolis ⁴	1,510	104	14.5	64	10
	Randy Moss, New England ⁸	1,493	98	15.2	65	23
	Chad Johnson, Cincinnati ⁵	1,440	93	15.5	70	8
	Larry Fitzgerald, Arizona ²	1,409	100	14.1	48	10
	Terrell Owens, Dal. Cowboys ⁵	1,355	81	16.7	52	15
	Brandon Marshall, Denver.....	1,325	102	13.0	68	7
	Braylon Edwards, Cle. Browns.....	1,289	80	16.1	78	16
	Roddy White, Atlanta.....	1,202	83	14.5	69	6
	Marques Colston, New Orleans ²	1,202	98	12.3	45	11
	Torry Holt, St.L. Rams ⁵	1,189	93	12.8	40	7
	Wes Welker, New England.....	1,175	112	10.5	42	8
	Tony Gonzalez, Kansas City ²	1,172	99	11.8	31	5
	Bobby Engram, Seattle.....	1,147	94	12.2	49	6
	Jason Witten, Dal. Cowboys.....	1,145	96	11.9	53	7
	T.J. Houshmandzadeh, Cincinnati ²	1,143	112	10.2	42	12
	Jerricho Cotchery, N.Y. Jets.....	1,130	82	13.8	50	2
	Kevin Curtis, Philadelphia.....	1,110	77	14.4	75	6
	Kellen Winslow, Cle. Browns.....	1,106	82	13.5	49	5
	Derrick Mason, Bal. Ravens ⁵	1,087	103	10.6	79	5
	Donald Driver, Green Bay ³	1,048	82	12.8	47	2
	Plaxico Burress, N.Y. Giants ⁴	1,025	70	14.6	60	12
	Joey Galloway, Tampa Bay ⁶	1,014	57	17.8	69	6
	Steve Smith, Carolina ⁴	1,002	87	11.5	74	7
2006	Chad Johnson, Cincinnati ⁵	1,369	87	15.7	74	7
	Marvin Harrison, Indianapolis ⁵	1,366	95	14.4	68	12
	Reggie Wayne, Indianapolis ³	1,310	86	15.2	51	9
	Roy Williams, Detroit.....	1,310	82	16.0	60	7
	Donald Driver, Green Bay ⁴	1,295	92	14.1	82	8
	Lee Evans, Buffalo.....	1,292	82	15.8	83	8
	Anquan Boldin, Arizona ³	1,203	83	14.5	64	4
	Torry Holt, St.L. Rams ⁵	1,188	93	12.8	67	10
	Terrell Owens, Dal. Cowboys ²	1,180	85	13.9	56	13
	Steve Smith, Carolina ²	1,166	83	14.1	72	8
	Andre Johnson, Hou. Texans ²	1,147	103	11.1	53	5
	Isaac Bruce, St.L. Rams ⁵	1,098	74	14.8	45	3
	Laveranues Coles, N.Y. Jets ²	1,098	91	12.1	58	6
	Mike Furrey, Detroit.....	1,086	98	11.1	31	6
	Javon Walker, Denver ²	1,084	69	15.7	83	8
	T.J. Houshmandzadeh, Cincinnati.....	1,081	90	12.0	40	9
	Joey Galloway, Tampa Bay ²	1,057	62	17.1	64	7
	Terry Glenn, Dal. Cowboys ⁴	1,047	70	15.0	54	6
	*Marques Colston, New Orleans.....	1,038	70	14.8	86	8
2005	Steve Smith, Carolina ²	1,563	103	15.2	80	12
	Santana Moss, Washington ²	1,483	84	17.7	78	9
	Chad Johnson, Cincinnati ⁴	1,432	97	14.8	70	9
	Larry Fitzgerald, Arizona.....	1,409	103	13.7	47	10
	Anquan Boldin, Arizona ²	1,402	102	13.7	54	7

OUTSTANDING PERFORMERS

Year	Player, Team	Yards	No.	Avg.	Long	TD
	Torry Holt, St.L. Rams ⁵	1,331	102	13.0	44	9
	Joey Galloway, Tampa Bay ⁴	1,287	83	15.5	80	10
	Donald Driver, Green Bay ³	1,221	86	14.2	59	5
	Plaxico Burress, N.Y. Giants ³	1,214	76	16.0	78	7
	Marvin Harrison, Indianapolis ⁷	1,146	82	14.0	80	12
	Terry Glenn, Dal. Cowboys ³	1,136	62	18.3	71	7
	Chris Chambers, Miami	1,118	82	13.6	77	11
	Rod Smith, Denver ³	1,105	85	13.0	72	6
	Eddie Kennison, Kansas City ²	1,102	68	16.2	55	5
	Antonio Gates, S.D. Chargers	1,101	89	12.4	38	10
	Derrick Mason, Bal. Ravens ³	1,073	86	12.5	39	3
	Reggie Wayne, Indianapolis ²	1,055	83	12.7	66	5
	Jimmy Smith, Jacksonville ³	1,023	70	14.6	45	6
	Antonio Bryant, Cle. Browns	1,009	69	14.6	54	4
	Randy Moss, Oakland ⁷	1,005	60	16.8	79	8
2004	Muhsin Muhammad, Carolina	1,405	93	15.1	51	16
	Joe Horn, New Orleans ⁴	1,399	94	14.9	57	11
	Javon Walker, Green Bay	1,382	89	15.5	79	12
	Torry Holt, St.L. Rams ⁵	1,372	94	14.6	75	10
	Isaac Bruce, St.L. Rams ⁵	1,292	89	14.5	56	6
	Chad Johnson, Cincinnati ³	1,274	95	13.4	53	9
	Tony Gonzalez, Kansas City ²	1,258	102	12.3	32	7
	Drew Bennett, Tennessee	1,247	80	15.6	48	11
	Reggie Wayne, Indianapolis	1,210	77	15.7	71	12
	Donald Driver, Green Bay ²	1,208	84	14.4	50	9
	Terrell Owens, Philadelphia ⁴	1,200	77	15.6	59	14
	Darrell Jackson, Seattle ³	1,199	87	13.8	56	7
	*Michael Clayton, Tampa Bay	1,193	80	14.9	75	7
	Jimmy Smith, Jacksonville ³	1,172	74	15.8	65	6
	Derrick Mason, Tennessee ⁴	1,168	96	12.2	37	7
	Rod Smith, Denver ⁷	1,144	79	14.5	85	7
	Andre Johnson, Hou. Texans	1,142	79	14.5	54	6
	Marvin Harrison, Indianapolis ⁵	1,113	86	12.9	59	15
	Eddie Kennison, Kansas City	1,086	62	17.5	70	8
	Ashley Lelie, Denver	1,084	54	20.1	58	7
	Brandon Stokley, Indianapolis	1,077	68	15.8	69	10
	Eric Moulds, Buffalo ⁴	1,043	88	11.9	49	5
	Nate Burleson, Minnesota	1,006	68	14.8	68	9
	Hines Ward, Pittsburgh ⁴	1,004	80	12.6	58	4
2003	Torry Holt, St.L. Rams ⁴	1,696	117	14.5	48	12
	Randy Moss, Minnesota ²	1,632	111	14.7	72	17
	*Anquan Boldin, Arizona	1,377	101	13.6	71	8
	Chad Johnson, Cincinnati ²	1,355	90	15.1	82	10
	Derrick Mason, Tennessee ³	1,303	95	13.7	50	8
	Marvin Harrison, Indianapolis ⁵	1,272	94	13.5	79	10
	Laveranues Coles, Washington ²	1,204	82	14.7	64	6
	Keenan McCardell, Tampa Bay ³	1,174	84	14.0	76	8
	Hines Ward, Pittsburgh ³	1,163	95	12.2	50	10
	Darrell Jackson, Seattle ²	1,137	68	16.7	80	9
	Steve Smith, Carolina	1,110	88	12.6	67	7
	Santana Moss, N.Y. Jets	1,105	74	14.9	65	10
	Terrell Owens, San Francisco ⁵	1,102	80	13.8	75	9
	Amani Toomer, N.Y. Giants ⁵	1,057	63	16.8	77	5
2002	Marvin Harrison, Indianapolis ⁴	1,722	143	12.0	69	11
	Randy Moss, Minnesota ²	1,347	106	12.7	60	7
	Amani Toomer, N.Y. Giants ⁴	1,343	82	16.4	82	8
	Hines Ward, Pittsburgh ²	1,329	112	11.9	72	12
	Plaxico Burress, Pittsburgh ²	1,325	78	17.0	62	7
	Joe Horn, New Orleans ³	1,312	88	14.9	63	7
	Torry Holt, St.L. Rams ³	1,302	91	14.3	58	4
	Terrell Owens, San Francisco ⁴	1,300	100	13.0	76	13
	Eric Moulds, Buffalo ³	1,292	100	12.9	70	10
	Laveranues Coles, N.Y. Jets	1,264	89	14.2	43	5
	Peerless Price, Buffalo	1,252	94	13.3	73	9
	Koren Robinson, Seattle	1,240	78	15.9	83	5
	Jerry Rice, Oakland ⁴	1,211	92	13.2	75	7
	Marty Booker, Chi. Bears ³	1,189	97	12.3	54	6
	Chad Johnson, Cincinnati	1,166	69	16.9	72	5
	Keyshawn Johnson, Tampa Bay ¹	1,088	76	14.3	76	5
	Isaac Bruce, St.L. Rams ⁵	1,075	79	13.6	34	7
	Donald Driver, Green Bay	1,064	70	15.2	85	9

OUTSTANDING PERFORMERS

Year	Player, Team	Yards	No.	Avg.	Long	TD
	Jimmy Smith, Jacksonville ²	1,027	80	12.8	47	7
	Rod Smith, Denver ⁶	1,027	89	11.5	46	5
	Derrick Mason, Tennessee ²	1,012	79	12.8	40	5
	Rod Gardner, Washington	1,006	71	14.2	43	8
2001	David Boston, Arizona ²	1,598	98	16.3	61	8
	Marvin Harrison, Indianapolis ²	1,524	109	14.0	68	15
	Terrell Owens, San Francisco ³	1,412	93	15.2	60	16
	Jimmy Smith, Jacksonville ⁶	1,373	112	12.3	35	8
	Torry Holt, St.L. Rams ²	1,363	81	16.8	51	7
	Rod Smith, Denver ⁶	1,343	113	11.9	65	11
	Keyshawn Johnson, Tampa Bay ³	1,266	106	11.9	47	1
	Joe Horn, New Orleans ²	1,265	83	15.2	56	9
	Randy Moss, Minnesota ²	1,233	82	15.0	73	10
	Troy Brown, New England	1,199	101	11.9	60	5
	Tim Brown, Oakland ⁹	1,165	91	12.8	46	9
	Johnnie Morton, Detroit ⁴	1,154	77	15.0	76	4
	Jerry Rice, Oakland ¹³	1,139	83	13.7	40	9
	Derrick Mason, Tennessee	1,128	73	15.5	71	9
	Curtis Conway, S.D. Chargers ³	1,125	71	15.8	72	6
	Keenan McCardell, Jacksonville ⁴	1,110	93	11.9	45	6
	Isaac Bruce, St.L. Rams ⁵	1,106	64	17.3	51	6
	Kevin Johnson, Cle. Browns	1,097	84	13.1	55	9
	Darrell Jackson, Seattle	1,081	70	15.4	64	8
	Marty Booker, Chi. Bears	1,071	100	10.7	66	8
	Qadry Ismail, Bal. Ravens ²	1,059	74	14.3	77	7
	Amani Toomer, N.Y. Giants ²	1,054	72	14.6	60	5
	Willie Jackson, New Orleans	1,046	81	12.9	63	5
	Plaxico Burress, Pittsburgh	1,008	66	15.3	43	6
	Hines Ward, Pittsburgh	1,003	94	10.7	34	4
2000	Torry Holt, St.L. Rams	1,635	82	19.9	85	6
	Rod Smith, Denver ⁴	1,602	100	16.0	49	8
	Isaac Bruce, St.L. Rams ⁴	1,471	87	16.9	78	9
	Terrell Owens, San Francisco ²	1,451	97	15.0	69	13
	Randy Moss, Minnesota ²	1,437	77	18.7	78	15
	Marvin Harrison, Indianapolis ²	1,413	102	13.9	78	14
	Derrick Alexander, Kansas City ⁷	1,391	78	17.8	81	10
	Joe Horn, New Orleans	1,340	94	14.3	52	8
	Eric Moulds, Buffalo ²	1,326	94	14.1	52	5
	Ed McCaffrey, Denver ⁷	1,317	101	13.0	61	9
	Cris Carter, Minnesota ³	1,274	96	13.3	53	9
	Jimmy Smith, Jacksonville ⁵	1,213	91	13.3	65	8
	Keenan McCardell, Jacksonville ³	1,207	94	12.8	67	5
	Tony Gonzalez, Kansas City	1,203	93	12.9	39	9
	Muhsin Muhammad, Carolina ²	1,183	102	11.6	36	6
	David Boston, Arizona	1,156	71	16.3	70	7
	Tim Brown, Oakland ⁹	1,128	76	14.8	45	11
	Amani Toomer, N.Y. Giants ²	1,094	78	14.0	54	7
1999	Marvin Harrison, Indianapolis	1,663	115	14.5	57	12
	Jimmy Smith, Jacksonville ⁶	1,636	116	14.1	62	6
	Randy Moss, Minnesota ²	1,413	80	17.7	67	11
	Marcus Robinson, Chi. Bears	1,400	84	16.7	80	9
	Tim Brown, Oakland ⁷	1,344	90	14.9	47	6
	Germane Crowell, Detroit	1,338	81	16.5	77	7
	Muhsin Muhammad, Carolina	1,253	96	13.1	60	8
	Cris Carter, Minnesota ⁷	1,241	90	13.8	68	13
	Michael Westbrook, Washington	1,191	65	18.3	65	9
	Amani Toomer, N.Y. Giants	1,183	79	15.0	80	6
	Keyshawn Johnson, N.Y. Jets ²	1,170	89	13.2	65	8
	Isaac Bruce, St.L. Rams ³	1,165	70	15.1	60	12
	Terry Glenn, New England ²	1,147	69	16.6	67	4
	Albert Connell, Washington	1,132	62	18.3	62	7
	Johnnie Morton, Detroit ⁴	1,129	80	14.1	48	5
	Qadry Ismail, Bal. Ravens	1,105	68	16.3	76	6
	Raghib Ismail, Dal. Cowboys ²	1,097	80	13.7	76	6
	Patrick Jeffers, Carolina	1,082	63	17.2	88	12
	Antonio Freeman, Green Bay ²	1,074	74	14.5	51	6
	Bill Schroeder, Green Bay	1,051	74	14.2	51	5
	Marshall Faulk, St.L. Rams	1,048	87	12.1	57	5
	Tony Martin, Miami ¹	1,037	67	15.5	69	5
	Darnay Scott, Cincinnati	1,022	68	15.0	76	7
	Rod Smith, Denver ³	1,020	79	12.9	71	4

OUTSTANDING PERFORMERS

Year	Player, Team	Yards	No.	Avg.	Long	TD
1998	Ed McCaffrey, Denver ²	1,018	71	14.3	78	7
	Terance Mathis, Atlanta ⁴	1,016	81	12.5	52	6
	Antonio Freeman, Green Bay ²	1,424	84	17.0	84	14
	Eric Moulds, Buffalo	1,368	67	20.4	84	9
	*Randy Moss, Minnesota	1,313	69	19.0	61	17
	Rod Smith, Denver ²	1,222	86	14.2	58	6
	Jimmy Smith, Jacksonville ³	1,182	78	15.2	72	8
	Tony Martin, Atlanta ³	1,181	66	17.9	62	6
	Jerry Rice, San Francisco ¹²	1,157	82	14.1	75	9
	Frank Sanders, Arizona ²	1,145	89	12.9	42	3
	Terance Mathis, Atlanta ³	1,136	64	17.8	78	11
	Keyshawn Johnson, N.Y. Jets	1,131	82	13.6	41	10
	Terrell Owens, San Francisco	1,097	67	16.4	79	14
	Wayne Chrebet, N.Y. Jets	1,083	75	14.4	63	8
	Michael Irvin, Dal. Cowboys ⁷	1,057	74	14.3	51	1
	Ed McCaffrey, Denver	1,053	64	16.5	48	10
	O.J. McDuffie, Miami	1,050	90	11.7	61	7
	Joey Galloway, Seattle ²	1,047	65	16.1	81	10
	Johnnie Morton, Detroit ²	1,028	69	14.9	98	2
	Raghib Ismail, Carolina	1,024	69	14.8	62	8
Carl Pickens, Cincinnati ⁴	1,023	82	12.5	67	5	
1997	Tim Brown, Oakland ⁶	1,012	81	12.5	49	9
	Cris Carter, Minnesota ²	1,011	78	13.0	54	12
	Rob Moore, Arizona ²	1,584	97	16.3	47	8
	Tim Brown, Oakland ⁶	1,408	104	13.5	59	5
	Yancey Thigpen, Pittsburgh ²	1,398	79	17.7	69	7
	Jimmy Smith, Jacksonville ²	1,324	82	16.1	75	4
	Irving Fryar, Philadelphia ²	1,316	86	15.3	72	6
	Herman Moore, Detroit ⁴	1,293	104	12.4	79	8
	Antonio Freeman, Green Bay	1,243	81	15.3	58	12
	Michael Irvin, Dal. Cowboys ⁶	1,180	75	15.7	55	9
	Rod Smith, Denver	1,180	70	16.9	78	12
	Keenan McCardell, Jacksonville ²	1,164	85	13.7	60	5
	Jake Reed, Minnesota ⁴	1,138	68	16.7	56	6
	Shannon Sharpe, Denver ³	1,107	72	15.4	68	3
	Andre Rison, Kansas City ²	1,092	72	15.2	45	7
	Cris Carter, Minnesota ²	1,069	89	12.0	43	13
	Johnnie Morton, Detroit	1,057	80	13.2	73	6
	Joey Galloway, Seattle ²	1,049	72	14.6	53	12
	Frank Sanders, Arizona	1,017	75	13.6	70	4
	Robert Brooks, Green Bay ²	1,010	60	16.8	48	7
1996	Derrick Alexander, Bal. Ravens ²	1,009	65	15.5	92	9
	Isaac Bruce, St.L. Rams ²	1,338	84	15.9	70	7
	Jake Reed, Minnesota ²	1,320	72	18.3	82	7
	Herman Moore, Detroit ³	1,296	106	12.2	50	9
	Jerry Rice, San Francisco ¹¹	1,254	108	11.6	39	8
	Jimmy Smith, Jacksonville	1,244	83	15.0	62	7
	Michael Jackson, Bal. Ravens	1,201	76	15.8	86	14
	Irving Fryar, Philadelphia ⁴	1,195	88	13.6	42	11
	Carl Pickens, Cincinnati ³	1,180	100	11.8	61	12
	Tony Martin, S.D. Chargers ²	1,171	85	13.8	55	14
	Cris Carter, Minnesota ²	1,163	96	12.1	43	10
	*Terry Glenn, New England	1,132	90	12.6	37	6
	Keenan McCardell, Jacksonville	1,129	85	13.3	52	3
	Tim Brown, Oakland ⁴	1,104	90	12.3	42	9
	Derrick Alexander, Bal. Ravens	1,099	62	17.7	64	9
	Shannon Sharpe, Denver ²	1,062	80	13.3	51	10
	Curtis Conway, Chi. Bears ²	1,049	81	13.0	58	7
	Andre Reed, Buffalo ⁴	1,036	66	15.7	67	6
	Brett Perriman, Detroit ²	1,021	94	10.9	44	5
	Rob Moore, Arizona ²	1,016	58	17.5	69	4
1995	Henry Ellard, Washington ⁷	1,014	52	19.5	51	2
	Charles Johnson, Pittsburgh	1,008	60	16.8	70	3
	Jerry Rice, San Francisco ¹⁰	1,848	122	15.1	81	15
	Isaac Bruce, St.L. Rams	1,781	119	15.0	72	13
	Herman Moore, Detroit ²	1,686	123	13.7	69	14
	Michael Irvin, Dal. Cowboys ⁵	1,603	111	14.4	50	10
	Robert Brooks, Green Bay	1,497	102	14.7	99	13
	Brett Perriman, Detroit	1,488	108	13.8	91	9
	Cris Carter, Minnesota ²	1,371	122	11.2	60	17
	Tim Brown, Oakland ³	1,342	89	15.1	80	10

OUTSTANDING PERFORMERS

Year	Player, Team	Yards	No.	Avg.	Long	TD
	Yancey Thigpen, Pittsburgh.....	1,307	85	15.4	43	5
	Jeff Graham, Chi. Bears.....	1,301	82	15.9	51	4
	Carl Pickens, Cincinnati ²	1,234	99	12.5	68	17
	Tony Martin, S.D. Chargers.....	1,224	90	13.6	51	6
	Eric Metcalf, Atlanta.....	1,189	104	11.4	62	8
	Jake Reed, Minnesota ²	1,167	72	16.2	55	9
	Quinn Early, New Orleans.....	1,087	81	13.4	70	8
	Anthony Miller, Denver ⁵	1,079	59	18.3	62	14
	*Joey Galloway, Seattle.....	1,039	67	15.5	59	7
	Bert Emanuel, Atlanta.....	1,039	74	14.0	52	5
	Terance Mathis, Atlanta ²	1,039	78	13.3	54	9
	Curtis Conway, Chi. Bears.....	1,037	62	16.7	76	12
	Henry Ellard, Washington ⁵	1,005	56	17.9	59	5
	Mark Carrier, Carolina ²	1,002	66	15.2	66	3
	Brian Blades, Seattle ⁴	1,001	77	13.0	49	4
1994	Jerry Rice, San Francisco ⁹	1,499	112	13.4	69	13
	Henry Ellard, Washington ⁵	1,397	74	18.9	73	6
	Terance Mathis, Atlanta.....	1,342	111	12.1	81	11
	Tim Brown, L.A. Raiders ²	1,309	89	14.7	77	9
	Andre Reed, Buffalo ²	1,303	90	14.5	83	8
	Irving Fryar, Miami ³	1,270	73	17.4	54	7
	Cris Carter, Minnesota ²	1,256	122	10.3	65	7
	Michael Irvin, Dal. Cowboys ⁴	1,241	79	15.7	65	6
	Jake Reed, Minnesota.....	1,175	85	13.8	59	4
	Ben Coates, New England.....	1,174	96	12.2	62	7
	Herman Moore, Detroit.....	1,173	72	16.3	51	11
	Fred Barnett, Philadelphia ²	1,127	78	14.4	54	5
	Carl Pickens, Cincinnati.....	1,127	71	15.9	70	11
	Sterling Sharpe, Green Bay ⁴	1,119	94	11.9	49	18
	Anthony Miller, Denver ⁴	1,107	60	18.5	76	5
	Andre Rison, Atlanta ³	1,088	81	13.4	69	8
	Brian Blades, Seattle ³	1,088	81	13.4	45	4
	Rob Moore, N.Y. Jets.....	1,010	78	12.9	41	6
	Shannon Sharpe, Denver.....	1,010	87	11.6	44	4
1993	Jerry Rice, San Francisco ⁹	1,503	98	15.3	80	15
	Michael Irvin, Dal. Cowboys ²	1,330	88	15.1	61	7
	Sterling Sharpe, Green Bay ⁴	1,274	112	11.4	54	11
	Andre Rison, Atlanta ³	1,242	86	14.4	53	15
	Tim Brown, L.A. Raiders.....	1,180	80	14.8	71	7
	Anthony Miller, S.D. Chargers ³	1,162	84	13.8	66	7
	Cris Carter, Minnesota.....	1,071	86	12.5	58	9
	Reggie Langhorne, Indianapolis.....	1,038	85	12.2	72	3
	Irving Fryar, Miami ²	1,010	64	15.8	65	5
1992	Sterling Sharpe, Green Bay ³	1,461	108	13.5	76	13
	Michael Irvin, Dal. Cowboys ²	1,396	78	17.9	87	7
	Jerry Rice, San Francisco ⁷	1,201	84	14.3	80	10
	Andre Rison, Atlanta ²	1,119	93	12.0	71	11
	Fred Barnett, Philadelphia.....	1,083	67	16.2	71	6
	Anthony Miller, S.D. Chargers ²	1,060	72	14.7	67	7
	Eric Martin, New Orleans ³	1,041	68	15.3	52	5
1991	Michael Irvin, Dal. Cowboys.....	1,523	93	16.4	66	8
	Gary Clark, Washington ⁶	1,340	70	19.1	82	10
	Jerry Rice, San Francisco ⁶	1,206	80	15.1	73	14
	Haywood Jeffires, Hou. Oilers ²	1,181	100	11.8	44	7
	Michael Haynes, Atlanta.....	1,122	50	22.4	80	11
	Andre Reed, Buffalo ²	1,113	81	13.7	55	10
	Drew Hill, Hou. Oilers ⁵	1,109	90	12.3	61	4
	Mark Duper, Miami ⁴	1,085	70	15.5	43	5
	James Lofton, Buffalo ⁶	1,072	57	18.8	77	8
	Mark Clayton, Miami ⁵	1,053	70	15.0	43	12
	Henry Ellard, L.A. Rams ⁴	1,052	64	16.4	38	3
	Art Monk, Washington ⁵	1,049	71	14.8	64	8
	Irving Fryar, New England.....	1,014	68	14.9	56	3
	John Taylor, San Francisco ²	1,011	64	15.8	97	9
	Brian Blades, Seattle ²	1,003	70	14.3	52	2
1990	Jerry Rice, San Francisco ⁵	1,502	100	15.0	64	13
	Henry Ellard, L.A. Rams ³	1,294	76	17.0	50	4
	Andre Rison, Atlanta.....	1,208	82	14.7	75	10
	Gary Clark, Washington ⁴	1,112	75	14.8	53	8
	Sterling Sharpe, Green Bay ²	1,105	67	16.5	76	6
	Flipper Anderson, L.A. Rams ²	1,097	51	21.5	55	4

OUTSTANDING PERFORMERS

Year	Player, Team	Yards	No.	Avg.	Long	TD
	Haywood Jeffries, Hou. Oilers.....	1,048	74	14.2	87	8
	Stephone Paige, Kansas City.....	1,021	65	15.7	86	5
	Drew Hill, Hou. Oilers ⁴	1,019	74	13.8	57	5
	Anthony Carter, Minnesota ³	1,008	70	14.4	56	8
1989	Jerry Rice, San Francisco ⁴	1,483	82	18.1	68	17
	Sterling Sharpe, Green Bay.....	1,423	90	15.8	79	12
	Mark Carrier, Tampa Bay.....	1,422	86	16.5	78	9
	Henry Ellard, L.A. Rams ²	1,382	70	19.7	53	8
	Andre Reed, Buffalo.....	1,312	88	14.9	78	9
	Anthony Miller, S.D. Chargers.....	1,252	75	16.7	69	10
	Webster Slaughter, Cle. Browns.....	1,236	65	19.0	97	6
	Gary Clark, Washington ³	1,229	79	15.6	80	9
	Tim McGee, Cincinnati.....	1,211	65	18.6	74	8
	Art Monk, Washington ⁴	1,186	86	13.8	60	8
	Flipper Anderson, L.A. Rams.....	1,146	44	26.0	78	5
	Ricky Sanders, Washington ¹	1,138	80	14.2	68	4
	Vance Johnson, Denver.....	1,095	76	14.4	69	7
	Richard Johnson, Detroit.....	1,091	70	15.6	75	8
	Eric Martin, New Orleans ²	1,090	68	16.0	53	8
	John Taylor, San Francisco.....	1,077	60	18.0	95	10
	Mervyn Fernandez, L.A. Raiders.....	1,069	57	18.8	75	9
	Anthony Carter, Minnesota ²	1,066	65	16.4	50	4
	Brian Blades, Seattle.....	1,063	77	13.8	60	5
	Mark Clayton, Miami ¹	1,011	64	15.8	78	9
1988	Henry Ellard, L.A. Rams.....	1,414	86	16.4	68	10
	Jerry Rice, San Francisco ³	1,306	64	20.4	96	9
	Eddie Brown, Cincinnati.....	1,273	53	24.0	86	9
	Anthony Carter, Minnesota.....	1,225	72	17.0	67	6
	Ricky Sanders, Washington.....	1,148	73	15.7	55	12
	Drew Hill, Hou. Oilers ³	1,141	72	15.8	57	10
	Mark Clayton, Miami ²	1,129	86	13.1	45	14
	Roy Green, Phoenix ³	1,097	68	16.1	52	7
	Eric Martin, New Orleans.....	1,083	85	12.7	40	7
	Al Toon, N.Y. Jets ²	1,067	93	11.5	42	5
	Bruce Hill, Tampa Bay.....	1,040	58	17.9	42	9
	Lionel Manuel, N.Y. Giants.....	1,029	65	15.8	46	4
1987	J.T. Smith, St.L. Cardinals ²	1,117	91	12.3	38	8
	Jerry Rice, San Francisco ²	1,078	65	16.6	57	22
	Gary Clark, Washington ²	1,066	56	19.0	84	7
	Carlos Carson, Kansas City ²	1,044	55	19.0	81	7
1986	Jerry Rice, San Francisco.....	1,570	86	18.3	66	15
	Stanley Morgan, New England ³	1,491	84	17.8	44	10
	Mark Duper, Miami ³	1,313	67	19.6	85	11
	Gary Clark, Washington.....	1,265	74	17.1	55	7
	Al Toon, N.Y. Jets.....	1,176	85	13.8	62	8
	Todd Christensen, L.A. Raiders ³	1,153	95	12.1	35	8
	Mark Clayton, Miami ²	1,150	60	19.2	68	10
	*Bill Brooks, Indianapolis.....	1,131	65	17.4	84	8
	Drew Hill, Hou. Oilers ²	1,112	65	17.1	81	5
	Steve Largent, Seattle ³	1,070	70	15.3	38	9
	Art Monk, Washington ²	1,068	73	14.6	69	4
	*Ernest Givins, Hou. Oilers.....	1,062	61	17.4	60	3
	Cris Collinsworth, Cincinnati ⁴	1,024	62	16.5	46	10
	Wesley Walker, N.Y. Jets ²	1,016	49	20.7	83	12
	J.T. Smith, St.L. Cardinals.....	1,014	80	12.7	45	6
	Mark Bavaro, N.Y. Giants.....	1,001	66	15.2	41	4
1985	Steve Largent, Seattle ²	1,287	79	16.3	43	6
	Mike Quick, Philadelphia ²	1,247	73	17.1	99	11
	Art Monk, Washington ¹	1,226	91	13.5	53	2
	Wes Chandler, S.D. Chargers ¹	1,199	67	17.9	75	10
	Drew Hill, Hou. Oilers.....	1,169	64	18.3	57	9
	James Lofton, Green Bay ²	1,153	69	16.7	56	4
	Louis Lipps, Pittsburgh.....	1,134	59	19.2	51	12
	Cris Collinsworth, Cincinnati ³	1,125	65	17.3	71	5
	Tony Hill, Dal. Cowboys ³	1,113	74	15.0	53	7
	Lionel James, S.D. Chargers.....	1,027	86	11.9	67	6
	Roger Craig, San Francisco.....	1,016	92	11.0	73	6
1984	Roy Green, St.L. Cardinals ²	1,555	78	19.9	83	12
	John Stallworth, Pittsburgh ²	1,395	80	17.4	51	11
	Mark Clayton, Miami.....	1,389	73	19.0	65	18
	Art Monk, Washington.....	1,372	106	12.9	72	7

OUTSTANDING PERFORMERS

Year	Player, Team	Yards	No.	Avg.	Long	TD
	James Lofton, Green Bay ⁴	1,361	62	22.0	79	7
	Mark Duper, Miami ²	1,306	71	18.4	80	8
	Steve Watson, Denver ²	1,170	69	17.0	73	7
	Steve Largent, Seattle ²	1,164	74	15.7	65	12
	Tim Smith, Hou. Oilers ²	1,141	69	16.5	75	4
	Stacey Bailey, Atlanta.....	1,138	67	17.0	61	6
	Carlos Carson, Kansas City ²	1,078	57	18.9	57	4
	Mike Quick, Philadelphia ²	1,052	61	17.2	90	9
	Todd Christensen, L.A. Raiders ²	1,007	80	12.6	38	7
	Kevin House, Tampa Bay ²	1,005	76	13.2	55	5
	Ozzie Newsome, Cle. Browns ²	1,001	89	11.2	52	5
1983	Mike Quick, Philadelphia.....	1,409	69	20.4	83	13
	Carlos Carson, Kansas City.....	1,351	80	16.9	50	7
	James Lofton, Green Bay ³	1,300	58	22.4	74	8
	Todd Christensen, L.A. Raiders.....	1,247	92	13.6	45	12
	Roy Green, St.L. Cardinals.....	1,227	78	15.7	71	14
	Charlie Brown, Washington.....	1,225	78	15.7	75	8
	Tim Smith, Hou. Oilers.....	1,176	83	14.2	47	6
	Kellen Winslow, S.D. Chargers ³	1,172	88	13.3	46	8
	Earnest Gray, N.Y. Giants.....	1,139	78	14.6	62	5
	Steve Watson, Denver ²	1,133	59	19.2	78	5
	Cris Collinsworth, Cincinnati ²	1,130	66	17.1	63	5
	Steve Largent, Seattle ²	1,074	72	14.9	46	11
	Mark Duper, Miami.....	1,003	51	19.7	85	10
1982	Wes Chandler, S.D. Chargers ³	1,032	49	21.1	66	9
1981	Alfred Jenkins, Atlanta ²	1,358	70	19.4	67	13
	James Lofton, Green Bay ²	1,294	71	18.2	75	8
	Steve Watson, Denver.....	1,244	60	20.7	95	13
	Frank Lewis, Buffalo ²	1,244	70	17.8	33	4
	Steve Largent, Seattle ¹	1,224	75	16.3	57	9
	Charlie Joiner, S.D. Chargers ⁴	1,188	70	17.0	57	7
	Kevin House, Tampa Bay.....	1,176	56	21.0	84	9
	Wes Chandler, New Orleans/S.D. Chargers ²	1,142	69	16.6	51	6
	Dwight Clark, San Francisco.....	1,105	85	13.0	78	4
	John Stallworth, Pittsburgh ²	1,098	63	17.4	55	5
	Kellen Winslow, S.D. Chargers ²	1,075	88	12.2	67	10
	Pat Tilley, St.L. Cardinals.....	1,040	66	15.8	75	3
	Stanley Morgan, New England ²	1,029	44	23.4	76	6
	Harold Carmichael, Philadelphia ³	1,028	61	16.9	85	6
	Freddie Scott, Detroit.....	1,022	53	19.3	48	5
	*Cris Collinsworth, Cincinnati.....	1,009	67	15.1	74	8
	Joe Senser, Minnesota.....	1,004	79	12.7	53	8
	Ozzie Newsome, Cle. Browns.....	1,002	69	14.5	62	6
	Sammy White, Minnesota.....	1,001	66	15.2	53	3
1980	John Jefferson, S.D. Chargers ³	1,340	82	16.3	58	13
	Kellen Winslow, S.D. Chargers.....	1,290	89	14.5	65	9
	James Lofton, Green Bay.....	1,226	71	17.3	47	4
	Charlie Joiner, S.D. Chargers ³	1,132	71	15.9	51	4
	Ahmad Rashad, Minnesota ²	1,095	69	15.9	76	5
	Steve Largent, Seattle ³	1,064	66	16.1	67	6
	Tony Hill, Dal. Cowboys ²	1,055	60	17.6	58	8
	Alfred Jenkins, Atlanta.....	1,026	57	18.0	57	6
1979	Steve Largent, Seattle ²	1,237	66	18.7	55	9
	John Stallworth, Pittsburgh.....	1,183	70	16.9	65	8
	Ahmad Rashad, Minnesota.....	1,156	80	14.5	52	9
	John Jefferson, S.D. Chargers ²	1,090	61	17.9	65	10
	Frank Lewis, Buffalo.....	1,082	54	20.0	55	2
	Wes Chandler, New Orleans.....	1,069	65	16.4	85	6
	Tony Hill, Dal. Cowboys.....	1,062	60	17.7	75	10
	Drew Pearson, Dal. Cowboys ²	1,026	55	18.7	56	8
	Wallace Francis, Atlanta.....	1,013	74	13.7	42	8
	Harold Jackson, New England ³	1,013	45	22.5	59	7
	Charlie Joiner, S.D. Chargers ²	1,008	72	14.0	39	4
	Stanley Morgan, New England.....	1,002	44	22.8	63	12
1978	Wesley Walker, N.Y. Jets.....	1,169	48	24.4	77	8
	Steve Largent, Seattle.....	1,168	71	16.5	57	8
	Harold Carmichael, Philadelphia ²	1,072	55	19.5	56	8
	*John Jefferson, S.D. Chargers.....	1,001	56	17.9	46	13
1976	Roger Carr, Bal. Colts.....	1,112	43	25.9	79	11
	Cliff Branch, Oakland ²	1,111	46	24.2	88	12
	Charlie Joiner, S.D. Chargers.....	1,056	50	21.1	81	7

OUTSTANDING PERFORMERS

Year	Player, Team	Yards	No.	Avg.	Long	TD
1975	Ken Burrough, Hou. Oilers	1,063	53	20.1	77	8
1974	Cliff Branch, Oakland	1,092	60	18.2	67	13
	Drew Pearson, Dal. Cowboys	1,087	62	17.5	50	2
1973	Harold Carmichael, Philadelphia	1,116	67	16.7	73	9
1972	Harold Jackson, Philadelphia ²	1,048	62	16.9	77	4
	John Gilliam, Minnesota	1,035	47	22.0	66	7
1971	Otis Taylor, Kansas City ²	1,110	57	19.5	82	7
1970	Gene Washington, San Francisco	1,100	53	20.8	79	12
	Marlin Briscoe, Buffalo	1,036	57	18.2	48	8
	Dick Gordon, Chi. Bears	1,026	71	14.5	69	13
	Gary Garrison, S.D. Chargers ²	1,006	44	22.9	67	12
1969	Warren Wells, Oakland ²	1,260	47	26.8	80	14
	Harold Jackson, Philadelphia	1,116	65	17.2	65	9
	Roy Jefferson, Pittsburgh ²	1,079	67	16.1	63	9
	Dan Abramowicz, New Orleans	1,015	73	13.9	49	7
	Lance Alworth, S.D. Chargers ²	1,003	64	15.7	76	4
1968	Lance Alworth, S.D. Chargers ²	1,312	68	19.3	80	10
	Don Maynard, N.Y. Jets ³	1,297	57	22.8	87	10
	George Sauer, N.Y. Jets ³	1,141	66	17.3	43	3
	Warren Wells, Oakland	1,137	53	21.5	94	11
	Gary Garrison, S.D. Chargers	1,103	52	21.2	84	10
	Roy Jefferson, Pittsburgh	1,074	58	18.5	62	11
	Paul Warfield, Cleveland	1,067	50	21.3	65	12
	Homer Jones, N.Y. Giants ³	1,057	45	23.5	84	7
	Fred Biletnikoff, Oakland	1,037	61	17.0	82	6
	Lance Rentzel, Dal. Cowboys	1,009	54	18.7	65	6
1967	Don Maynard, N.Y. Jets ⁴	1,434	71	20.2	75	10
	Ben Hawkins, Philadelphia	1,265	59	21.4	87	10
	Homer Jones, N.Y. Giants ²	1,209	49	24.7	70	13
	Jackie Smith, St.L. Cardinals	1,205	56	21.5	76	9
	George Sauer, N.Y. Jets ²	1,189	75	15.9	61	6
	Lance Alworth, S.D. Chargers ⁵	1,010	52	19.4	71	9
1966	Lance Alworth, S.D. Chargers ⁴	1,383	73	18.9	78	13
	Otis Taylor, Kansas City	1,297	58	22.4	89	8
	Pat Studstill, Detroit	1,266	67	18.9	99	5
	Bob Hayes, Dal. Cowboys ²	1,232	64	19.3	95	13
	Charlie Frazier, Hou. Oilers	1,129	57	19.8	79	12
	Charley Taylor, Washington	1,119	72	15.5	86	12
	George Sauer, N.Y. Jets	1,081	63	17.2	77	5
	Homer Jones, N.Y. Giants	1,044	48	21.8	98	8
	Art Powell, Oakland ⁵	1,026	53	19.4	46	11
1965	Lance Alworth, S.D. Chargers ³	1,602	69	23.2	85	14
	Dave Parks, San Francisco	1,344	80	16.8	53	12
	Don Maynard, N.Y. Jets ³	1,218	68	17.9	56	14
	Pete Retzlaff, Philadelphia	1,190	66	18.0	78	10
	Lionel Taylor, Denver ⁴	1,131	85	13.3	63	6
	Tommy McDonald, L.A. Rams ³	1,036	67	15.5	51	9
	*Bob Hayes, Dal. Cowboys	1,003	46	21.8	82	12
1964	Charlie Hennigan, Hou. Oilers ²	1,546	101	15.3	53	8
	Art Powell, Oakland ⁴	1,361	76	17.9	77	11
	Lance Alworth, S.D. Chargers ²	1,235	61	20.2	82	13
	Johnny Morris, Chi. Bears	1,200	93	12.9	63	10
	Elbert Dubenion, Buffalo	1,139	42	27.1	72	10
	Terry Barr, Detroit ²	1,030	57	18.1	58	9
1963	Bobby Mitchell, Washington ²	1,436	69	20.8	99	7
	Art Powell, Oakland ³	1,304	73	17.9	85	16
	Buddy Dial, Pittsburgh ²	1,295	60	21.6	83	9
	Lance Alworth, S.D. Chargers	1,205	61	19.8	85	11
	Del Shofner, N.Y. Giants ⁴	1,181	64	18.5	70	9
	Lionel Taylor, Denver ³	1,101	78	14.1	72	10
	Terry Barr, Detroit	1,086	66	16.5	75	13
	Charlie Hennigan, Hou. Oilers ²	1,051	61	17.2	83	10
	Sonny Randle, St.L. Cardinals ²	1,014	51	19.9	68	12
	Bake Turner, N.Y. Jets	1,009	71	14.2	53	6
1962	Bobby Mitchell, Washington	1,384	72	19.2	81	11
	Sonny Randle, St.L. Cardinals	1,158	63	18.4	86	7
	Tommy McDonald, Philadelphia ²	1,146	58	19.8	60	10
	Del Shofner, N.Y. Giants ³	1,133	53	21.4	69	12
	Art Powell, N.Y. Titans ²	1,130	64	17.7	80	8
	Frank Clarke, Dal. Cowboys	1,043	47	22.2	66	14
	Don Maynard, N.Y. Titans ²	1,041	56	18.6	86	8

OUTSTANDING PERFORMERS

1961	Charlie Hennigan, Hou. Oilers.....	1,746	82	21.3	80	12
	Lionel Taylor, Denver ²	1,176	100	11.8	52	4
	Bill Groman, Hou. Oilers ²	1,175	50	23.5	80	17
	Tommy McDonald, Philadelphia.....	1,144	64	17.9	66	13
	Del Shofner, N.Y. Giants ²	1,125	68	16.5	46	11
	Jim Phillips, L.A. Rams.....	1,092	78	14.0	69	5
	*Mike Ditka, Chi. Bears.....	1,076	56	19.2	76	12
	Dave Kocourek, S.D. Chargers.....	1,055	55	19.2	76	4
	Buddy Dial, Pittsburgh.....	1,047	53	19.8	88	12
	R.C. Owens, San Francisco.....	1,032	55	18.8	54	5
1960	*Bill Groman, Hou. Oilers.....	1,473	72	20.5	92	12
	Raymond Berry, Baltimore.....	1,298	74	17.5	70	10
	Don Maynard, N.Y. Titans.....	1,265	72	17.6	65	6
	Lionel Taylor, Denver.....	1,235	92	13.4	80	12
	Art Powell, N.Y. Titans.....	1,167	69	16.9	76	14
1958	Del Shofner, L.A. Rams.....	1,097	51	21.5	92	8
1956	Bill Howton, Green Bay ²	1,188	55	21.6	66	12
	Harlon Hill, Chi. Bears ²	1,128	47	24.0	79	11
1954	Bob Boyd, L.A. Rams.....	1,212	53	22.9	80	6
	*Harlon Hill, Chi. Bears.....	1,124	45	25.0	76	12
1953	Pete Pihos, Philadelphia.....	1,049	63	16.7	59	10
1952	*Bill Howton, Green Bay.....	1,231	53	23.2	90	13
1951	Elroy (Crazylegs) Hirsch, L.A. Rams.....	1,495	66	22.7	91	17
1950	Tom Fears, L.A. Rams ²	1,116	84	13.3	53	7
	Cloyce Box, Detroit.....	1,009	50	20.2	82	11
1949	Bob Mann, Detroit.....	1,014	66	15.4	64	4
	Tom Fears, L.A. Rams.....	1,013	77	13.2	51	9
1945	Jim Benton, Cle. Rams.....	1,067	45	23.7	84	8
1942	Don Hutson, Green Bay.....	1,211	74	16.4	73	17

*First season of professional football. NOTE: Numeral in superscript indicates season number player accomplished feat.

250 YARDS PASS RECEIVING IN A GAME

Date	Player, Team, Opponent	No.	Yards	TD
Nov. 29, 2020	Tyreek Hill, Kansas City vs. Tampa Bay.....	13	269	3
Nov. 26, 2017	Julio Jones, Atlanta vs. Tampa Bay.....	12	253	2
Oct. 2, 2016	Julio Jones, Atlanta vs. Carolina.....	12	300	1
Nov. 8, 2015	Antonio Brown, Pittsburgh vs. Oakland.....	17	284	0
Dec. 8, 2014	Julio Jones, Atlanta vs. Green Bay.....	11	259	1
Dec. 1, 2013	Josh Gordon, Cle. Browns vs. Jacksonville.....	10	261	2
Oct. 27, 2013	Calvin Johnson, Detroit vs. Dal. Cowboys.....	14	329	1
Nov. 18, 2012	Andre Johnson, Hou. Texans vs. Jacksonville (OT).....	14	273	1
Sept. 30, 2012	Brian Hartline, Miami vs. Arizona (OT).....	12	253	1
Oct. 11, 2009	Miles Austin, Dal. Cowboys vs. Kansas City (OT).....	10	250	2
Nov. 19, 2006	Lee Evans, Buffalo vs. Hou. Texans.....	11	265	2
Nov. 12, 2006	Chad Johnson, Cincinnati vs. S.D. Chargers.....	11	260	2
Nov. 10, 2002	Plaxico Burress, Pittsburgh vs. Atlanta (OT).....	9	253	2
Dec. 17, 2000	Terrell Owens, San Francisco vs. Chi. Bears.....	20	283	1
Sept. 10, 2000	Jimmy Smith, Jacksonville vs. Bal. Ravens.....	15	291	3
Dec. 12, 1999	Qadry Ismail, Bal. Ravens vs. Pittsburgh.....	6	258	3
Dec. 18, 1995	Jerry Rice, San Francisco vs. Minnesota.....	14	289	3
Dec. 11, 1989	John Taylor, San Francisco vs. L.A. Rams.....	11	286	2
Nov. 26, 1989	Flipper Anderson, L.A. Rams vs. New Orleans (OT).....	15	336	1
Oct. 18, 1987	Steve Largent, Seattle vs. Detroit.....	15	261	3
Oct. 4, 1987	Anthony Allen, Washington vs. St.L. Cardinals.....	7	255	3
Dec. 22, 1985	Stephone Paige, Kansas City vs. S.D. Chargers.....	8	309	2
Dec. 20, 1982	Wes Chandler, S.D. Chargers vs. Cincinnati.....	10	260	2
Sept. 23, 1979	*Jerry Butler, Buffalo vs. N.Y. Jets.....	10	255	4
Nov. 4, 1962	Sonny Randle, St.L. Cardinals vs. N.Y. Giants.....	16	256	1
Oct. 28, 1962	Del Shofner, N.Y. Giants vs. Washington.....	11	269	1
Oct. 13, 1961	Charlie Hennigan, Hou. Oilers vs. Bos. Patriots.....	13	272	1
Oct. 21, 1956	Billy Howton, Green Bay vs. L.A. Rams.....	7	257	2
Dec. 3, 1950	Cloyce Box, Detroit vs. Bal. Colts.....	12	302	4
Nov. 22, 1945	Jim Benton, Cleveland vs. Detroit.....	10	303	1

*First season of professional football.

OUTSTANDING PERFORMERS

2,000 COMBINED NET YARDS GAINED IN A SEASON

Year	Player, Team	Rushing	Pass	Punt	Kickoff	Fum.	Total
		Att.-Yds.	Rec.	Ret.	Ret.	Ret.	Yds.
2020	Derrick Henry, Tennessee	378-2,027	19-114	0-0	0-0	1-0	398-2,141
2019	Christian McCaffrey, Carolina	287-1,387	116-1,005	0-0	0-0	0-0	403-2,392
2018	*Saquon Barkley, N.Y. Giants	261-1,307	91-721	0-0	0-0	0-0	352-2,028
	Ezekiel Elliott, Dal. Cowboys	304-1,434	77-567	0-0	0-0	1-0	382-2,001
2017	Todd Gurley, L.A. Rams	279-1,305	64-788	0-0	0-0	1-0	344-2,093
2016	David Johnson, Arizona	293-1,239	80-879	0-0	0-0	1-0	374-2,118
2015	Antonio Brown, Pittsburgh ³	3-28	136-1,834	22-212	0-0	1-0	162-2,074
2014	DeMarco Murray, Dal. Cowboys	392-1,845	57-416	0-0	0-0	2-0	451-2,261
	Le'Veon Bell, Pittsburgh	290-1,361	83-854	0-0	0-0	0-0	373-2,215
	Antonio Brown, Pittsburgh ²	4-13	129-1,698	30-319	1-0	0-0	164-2,030
2013	LeSean McCoy, Philadelphia	314-1,607	52-539	0-0	0-0	0-0	366-2,146
	*Cordarrelle Patterson, Minnesota	12-158	45-469	0-0	43-1,393	0-0	100-2,020
2012	Randall Cobb, Green Bay	10-132	80-954	31-292	38-964	3-0	162-2,342
	Adrian Peterson, Minnesota ²	348-2,097	40-217	0-0	0-0	0-0	388-2,314
2011	Darren Sproles, New Orleans ⁴	87-603	86-710	29-294	40-1,089	0-0	242-2,696
	Antonio Brown, Pittsburgh	7-41	69-1,108	30-325	27-737	0-0	133-2,211
	Ray Rice, Bal. Ravens ²	291-1,364	76-704	0-0	0-0	0-0	367-2,068
2010	Danny Amendola, St.L. Rams ²	7-81	85-689	40-452	50-1,142	0-0	182-2,364
	Arian Foster, Hou. Texans	327-1,616	66-604	0-0	0-0	1-0	394-2,221
	Darren Sproles, S.D. Chargers ³	50-267	59-520	24-166	51-1,257	0-0	184-2,210
2009	Fred Jackson, Buffalo	237-1,062	46-371	6-69	41-1,014	0-0	330-2,516
	Josh Cribbs, Cle. Browns ²	55-381	20-135	38-452	56-1,542	2-0	171-2,510
	Chris Johnson, Tennessee	358-2,006	50-503	0-0	0-0	1-0	409-2,509
	Jamaal Charles, Kansas City	190-1,120	40-297	0-0	36-925	3-0	269-2,342
	Darren Sproles, S.D. Chargers ²	93-343	45-497	26-183	54-1,300	1-0	219-2,323
	Danny Amendola, St.L. Rams	3-2	43-326	31-360	66-1,618	1-0	144-2,302
	*Percy Harvin, Minnesota	15-135	60-790	0-0	42-1,156	0-0	117-2,081
	Ray Rice, Bal. Ravens	254-1,339	78-702	0-0	0-0	1-2	333-2,043
2008	Leon Washington, N.Y. Jets ¹	76-448	47-355	29-303	48-1,231	4-(-5)	204-2,332
	Darren Sproles, S.D. Chargers	61-330	29-342	22-249	53-1,376	1-(-2)	166-2,295
	Jerious Norwood, Atlanta ²	95-489	36-338	0-0	51-1,311	0-0	182-2,138
2007	Josh Cribbs, Cle. Browns	9-61	3-37	30-405	59-1,809	2-0	103-2,312
	Jerious Norwood, Atlanta	103-613	28-277	0-0	52-1,317	0-0	183-2,207
	Brian Westbrook, Philadelphia	278-1,333	90-771	4-79	0-0	0-0	372-2,183
	*Ted Ginn Jr., Miami	4-3	34-420	24-230	63-1,433	2-(-9)	127-2,077
	Leon Washington, N.Y. Jets	71-353	36-213	20-183	47-1,291	1-0	175-2,040
	*Adrian Peterson, Minnesota	238-1,341	19-268	0-0	16-412	3-0	276-2,014
2006	Maurice Jones-Drew, Jacksonville ²	167-768	40-407	3-28	31-811	0-0	241-2,014
	Steven Jackson, St.L. Rams	346-1,528	90,806	0-0	0-0	2-0	438-2,334
	LaDainian Tomlinson, S.D. Chargers ³	348-1,815	56-508	0-0	0-0	1-0	405-2,323
	*Maurice Jones-Drew, Jacksonville	166-941	46-436	1-13	31-860	0-0	244-2,250
	Larry Johnson, Kansas City ²	416-1,789	41-410	0-0	0-0	1-0	458-2,199
	Frank Gore, San Francisco	312-1,695	61-485	0-0	0-0	0-0	373-2,180
	Wes Welker, Miami ²	0-0	67-687	41-378	48-1,064	1-0	157-2,129
	Tiki Barber, N.Y. Giants ⁴	327-1,662	58-465	0-0	0-0	1-0	386-2,127
	Chris Carr, Oakland	0-0	0-0	35-216	69-1,762	1-0	106-2,078
2005	Tiki Barber, N.Y. Giants ³	357-1,860	54-530	0-0	0-0	1-0	412-2,390
	Dante Hall, Kansas City ²	7-11	34-436	42-276	65-1,560	2-0	150-2,283
	Wes Welker, Miami	1-5	29-434	43-390	61-1,379	4-0	138-2,208
	Larry Johnson, Kansas City	336-1,750	33-343	0-0	0-0	3-0	372-2,093
2004	Dante Hall, Kansas City ³	8-56	25-230	23-232	68-1,718	0-0	124-2,236
	Tiki Barber, N.Y. Giants ²	322-1,518	52-578	0-0	0-0	2-0	376-2,096
	Edgerrin James, Indianapolis ³	334-1,548	51-483	0-0	0-0	1-0	386-2,031
2003	Dante Hall, Kansas City ²	16-73	40-423	29-472	57-1,478	0-0	142-2,446
	LaDainian Tomlinson, S.D. Chargers ²	313-1,645	100-725	0-0	0-0	2-0	415-2,370
	Jamal Lewis, Bal. Ravens	387-2,066	26-205	0-0	0-0	1-0	414-2,271
	Ahman Green, Green Bay	355-1,883	50-367	0-0	0-0	2-0	407-2,250
	Deuce McAllister, New Orleans	351-1,641	69-516	0-0	0-0	3-(-3)	423-2,154
	Priest Holmes, Kansas City ³	320-1,420	74-690	0-0	0-0	0-0	394-2,110
2002	Michael Lewis, New Orleans	1-15	8-200	44-625	70-1,807	2-0	125-2,647
	Priest Holmes, Kansas City ²	313-1,615	70-672	0-0	0-0	0-0	383-2,287
	Ricky Williams, Miami	383-1,853	47-363	0-0	0-0	1-0	431-2,216
	LaDainian Tomlinson, S.D. Chargers	372-1,683	79-489	0-0	0-0	0-0	451-2,172
	Dante Hall, Kansas City	11-54	20-322	29-390	57-1,354	1-0	118-2,120
2001	Priest Holmes, Kansas City	327-1,555	62-614	0-0	0-0	0-0	389-2,169
	Marshall Faulk, St.L. Rams ⁴	260-1,382	83-765	0-0	0-0	2-0	345-2,147
	Derrick Mason, Tennessee ²	0-0	73-1,128	20-128	34-748	1-0	128-2,004

OUTSTANDING PERFORMERS

2000	Derrick Mason, Tennessee	1-1	63-895	51-662	42-1,132	1-0	158-2,690
	MarTay Jenkins, Arizona	1-(-4)	17-219	1-1	82-2,186	0-0	101-2,402
	Edgerrin James, Indianapolis ²	387-1,709	63-594	0-0	0-0	0-0	450-2,303
	Marshall Faulk, St.L. Rams ²	253-1,359	81-830	0-0	1-18	2-0	337-2,207
	Tiki Barber, N.Y. Giants	213-1,006	70-719	39-332	1-28	5-0	328-2,085
1999	Marshall Faulk, St.L. Rams ²	253-1,381	87-1,048	0-0	0-0	0-0	340-2,429
	*Edgerrin James, Indianapolis	369-1,553	62-586	0-0	0-0	2-0	433-2,139
	*Terrence Wilkins, Indianapolis	1-2	42-565	41-388	51-1,134	1-0	136-2,089
	Glyn Milburn, Chi. Bears ²	16-102	20-151	30-346	61-1,426	2-0	129-2,025
1998	Brian Mitchell, Washington ²	39-208	44-306	44-506	59-1,337	0-0	186-2,357
	Marshall Faulk, Indianapolis	324-1,319	86-908	0-0	0-0	2-13	412-2,240
	Terrell Davis, Denver ²	392-2,008	25-217	0-0	0-0	1-0	418-2,225
	Jamal Anderson, Atlanta	410-1,846	27-319	0-0	0-0	1-0	438-2,165
	Garrison Hearst, San Francisco	310-1,570	39-535	0-0	0-0	1-0	350-2,105
1997	Barry Sanders, Detroit ²	335-2,053	33-305	0-0	0-0	1-0	369-2,358
	Kevin Williams, Arizona	1-(-2)	20-273	40-462	59-1,458	1-0	121-2,191
	Brian Mitchell, Washington ²	23-107	36-438	38-442	47-1,094	0-0	144-2,081
	Terrell Davis, Denver	369-1,750	42-287	0-0	0-0	2-(-7)	413-2,030
	Jermaine Lewis, Bal. Ravens	3-35	42-648	28-437	41-905	2-0	116-2,025
1995	Brian Mitchell, Washington ²	46-301	38-324	25-315	55-1,408	0-0	164-2,348
	Emmitt Smith, Dal. Cowboys ²	377-1,773	62-375	0-0	0-0	0-0	439-2,148
	Glyn Milburn, Denver	49-266	22-191	31-354	47-1,269	0-0	149-2,080
	Ernie Mills, Pittsburgh	5-39	39-679	0-0	54-1,306	0-0	98-2,024
1994	Brian Mitchell, Washington	78-311	26-236	32-452	58-1,478	0-0	194-2,477
	Barry Sanders, Detroit	331-1,883	44-283	0-0	0-0	0-0	375-2,166
1992	Thurman Thomas, Buffalo ²	312-1,487	58-626	0-0	0-0	1-0	371-2,113
	Emmitt Smith, Dal. Cowboys	373-1,713	59-335	0-0	0-0	1-0	433-2,048
	Barry Foster, Pittsburgh	390-1,690	36-344	0-0	0-0	2-(-20)	428-2,014
1991	Thurman Thomas, Buffalo	288-1,407	62-631	0-0	0-0	0-0	350-2,038
1990	Herschel Walker, Minnesota ²	184-770	35-315	0-0	44-966	4-0	267-2,051
1988	*Tim Brown, L.A. Raiders	14-50	43-725	49-444	41-1,098	7-0	154-2,317
	Roger Craig, San Francisco ²	310-1,502	76-534	0-0	2-32	2-0	390-2,068
	Eric Dickerson, Indianapolis ⁴	388-1,659	36-377	0-0	0-0	1-0	425-2,036
	Herschel Walker, Dallas	361-1,514	53-505	0-0	0-0	3-0	417-2,019
1986	Eric Dickerson, L.A. Rams ²	404-1,821	26-205	0-0	0-0	2-0	432-2,026
	Gary Anderson, S.D. Chargers	127-442	80-871	25-227	24-482	2-0	258-2,022
1985	Lionel James, S.D. Chargers	105-516	86-1,027	25-213	36-779	1-0	253-2,535
	Marcus Allen, L.A. Raiders	380-1,759	67-555	0-0	0-0	2-(-6)	449-2,308
	Roger Craig, San Francisco	214-1,050	92-1,016	0-0	0-0	0-0	306-2,066
	Walter Payton, Chi. Bears ⁴	324-1,551	49-483	0-0	0-0	1-0	374-2,034
1984	Eric Dickerson, L.A. Rams ²	379-2,105	21-139	0-0	0-0	4-15	404-2,259
	James Wilder, Tampa Bay	407-1,544	85-685	0-0	0-0	4-0	496-2,229
	Walter Payton, Chi. Bears ³	381-1,684	45-368	0-0	0-0	1-0	427-2,052
1983	*Eric Dickerson, L.A. Rams	390-1,808	51-404	0-0	0-0	1-0	442-2,212
	William Andrews, Atlanta ²	331-1,567	59-609	0-0	0-0	2-0	392-2,176
	Walter Payton, Chi. Bears ²	314-1,421	53-607	0-0	0-0	2-0	369-2,028
1981	*James Brooks, S.D. Chargers	109-525	46-329	22-290	40-949	2-0	219-2,093
	William Andrews, Atlanta	289-1,301	81-735	0-0	0-0	0-0	370-2,036
1980	Bruce Harper, N.Y. Jets ²	45-126	50-634	28-242	49-1,070	3-0	175-2,072
1979	Wilbert Montgomery, Philadelphia	338-1,512	41-494	0-0	1-6	2-0	382-2,012
1978	Bruce Harper, N.Y. Jets	58-303	13-196	30-378	55-1,280	1-0	157-2,157
1977	Walter Payton, Chi. Bears	339-1,852	27-269	0-0	2-95	5-0	373-2,216
	Terry Metcalf, St.L. Cardinals ³	149-739	34-403	14-108	32-772	1-0	230-2,022
1975	Terry Metcalf, St.L. Cardinals ²	165-816	43-378	23-285	35-960	2-23	268-2,462
	O.J. Simpson, Buffalo ²	329-1,817	28-426	0-0	0-0	1-0	358-2,243
1974	Mack Herron, New England	231-824	38-474	35-517	28-629	3-0	335-2,444
	Otis Armstrong, Denver	263-1,407	38-405	0-0	16-386	1-0	318-2,198
	Terry Metcalf, St.L. Cardinals	152-718	50-377	26-340	20-623	7-0	255-2,058
1973	O.J. Simpson, Buffalo	332-2,003	6-70	0-0	0-0	0-0	338-2,073
1966	Gale Sayers, Chi. Bears ³	229-1,231	34-447	6-44	23-718	3-0	295-2,440
	Leroy Kelly, Cle. Browns	209-1,141	32-366	13-104	19-403	0-0	273-2,014
1965	*Gale Sayers, Chi. Bears	166-867	29-507	16-238	21-660	4-0	236-2,272
1963	Timmy Brown, Philadelphia ²	192-841	36-487	16-152	33-945	2-3	279-2,428
	Jim Brown, Cle. Browns	291-1,863	24-268	0-0	0-0	0-0	315-2,131
1962	Timmy Brown, Philadelphia	137-545	52-849	6-81	30-831	4-0	229-2,306
	Dick Christy, N.Y. Titans	114-535	62-538	15-250	38-824	2-0	231-2,147
1961	Billy Cannon, Hou. Oilers	200-948	43-586	9-70	18-439	2-0	272-2,043
1960	*Abner Haynes, Dal. Texans	156-875	55-576	14-215	19-434	4-0	248-2,100

*First season of professional football. NOTE: Numeral in superscript indicates season number player accomplished feat.

OUTSTANDING PERFORMERS

300 COMBINED NET YARDS GAINED IN A GAME

Date	Player, Team, Opponent	No.	Yards	TD
Oct. 2, 2016	Julio Jones, Atlanta vs. Carolina.....	12	300	1
Nov. 8, 2015	Antonio Brown, Pittsburgh vs. Oakland.....	20	306	0
Dec. 29, 2013	LeGarrette Blount, New England vs. Buffalo.....	26	334	2
Nov. 10, 2013	*Tavon Austin, St.L. Rams vs. Indianapolis.....	9	314	3
Oct. 27, 2013	Calvin Johnson, Detroit vs. Dal. Cowboys.....	14	329	1
Dec. 9, 2012	*David Wilson, N.Y. Giants vs. New Orleans.....	17	327	3
Nov. 28, 2010	*Jacoby Ford, Oakland vs. Miami.....	12	329	2
Nov. 7, 2010	*Jacoby Ford, Oakland vs. Kansas City (OT).....	10	306	1
Dec. 20, 2009	Josh Cribbs, Cle. Browns vs. Kansas City.....	14	316	2
Oct. 18, 2009	Domenik Hixon, N.Y. Giants vs. New Orleans.....	12	303	0
Sept. 28, 2008	Steve Breaston, Arizona vs. N.Y. Jets.....	19	324	0
Sept. 14, 2008	Darren Sproles, S.D. Chargers vs. Denver.....	14	317	2
Nov. 18, 2007	Josh Cribbs, Cle. Browns vs. Bal. Ravens (OT).....	12	309	0
Nov. 4, 2007	*Adrian Peterson, Minnesota vs. S.D. Chargers.....	31	315	3
Oct. 14, 2007	*Adrian Peterson, Minnesota vs. Chi. Bears.....	25	361	3
Sept. 30, 2007	Devin Hester, Chi. Bears vs. Detroit.....	13	317	1
Dec. 10, 2006	*Maurice Jones-Drew, Jacksonville vs. Indianapolis.....	19	303	3
Dec. 14, 2003	Derrick Mason, Tennessee vs. Buffalo.....	21	302	0
Nov. 16, 2003	Jonathan Carter, N.Y. Jets vs. Indianapolis.....	7	304	2
Dec. 8, 2002	Steve Smith, Carolina vs. Cincinnati.....	9	313	3
Nov. 24, 2002	Priest Holmes, Kansas City vs. Seattle.....	30	307	3
Oct. 13, 2002	Michael Lewis, New Orleans vs. Washington.....	8	356	2
Dec. 24, 1999	Jason Tucker, Dal. Cowboys vs. New Orleans.....	13	331	1
Dec. 7, 1997	Jermaine Lewis, Bal. Ravens vs. Seattle.....	10	308	3
Dec. 25, 1995	Kevin Williams, Dal. Cowboys vs. Arizona.....	16	307	2
Dec. 10, 1995	Glyn Milburn, Denver vs. Seattle.....	33	404	0
Oct. 23, 1994	Tyrone Hughes, New Orleans vs. L.A. Rams.....	11	347	2
Dec. 11, 1989	John Taylor, San Francisco vs. L.A. Rams.....	14	321	2
Nov. 26, 1989	Flipper Anderson, L.A. Rams vs. New Orleans (OT).....	15	336	1
Nov. 28, 1988	*Tim Brown, L.A. Raiders vs. Seattle.....	12	306	1
Dec. 22, 1985	Stephone Paige, Kansas City vs. S.D. Chargers.....	8	309	2
Nov. 10, 1985	Lionel James, S.D. Chargers vs. L.A. Raiders (OT).....	23	345	0
Sept. 22, 1985	Lionel James, S.D. Chargers vs. Cincinnati.....	20	316	2
Dec. 21, 1975	*Walter Payton, Chi. Bears vs. New Orleans.....	32	300	1
Nov. 23, 1975	Greg Pruitt, Cle. Browns vs. Cincinnati.....	28	304	2
Nov. 1, 1970	Eugene (Mercury) Morris, Miami vs. Bal. Colts.....	17	302	0
Oct. 4, 1970	O.J. Simpson, Buffalo vs. N.Y. Jets.....	26	303	2
Dec. 6, 1969	Jerry LeVias, Hou. Oilers vs. N.Y. Jets.....	18	329	1
Nov. 2, 1969	Travis Williams, Green Bay vs. Pittsburgh.....	11	314	3
Dec. 18, 1966	Gale Sayers, Chi. Bears vs. Minnesota.....	20	339	2
Dec. 12, 1965	*Gale Sayers, Chi. Bears vs. San Francisco.....	17	336	6
Nov. 17, 1963	Gary Ballman, Pittsburgh vs. Washington.....	12	320	2
Dec. 16, 1962	Timmy Brown, Philadelphia vs. St.L. Cardinals.....	19	341	2
Dec. 10, 1961	Billy Cannon, Hou. Oilers vs. N.Y. Titans.....	32	373	5
Nov. 19, 1961	Jim Brown, Cle. Browns vs. Philadelphia.....	38	313	4
Dec. 3, 1950	Cloyce Box, Detroit vs. Bal. Colts.....	13	302	4
Oct. 29, 1950	Wally Triplett, Detroit vs. L.A. Rams.....	11	331	1
Nov. 22, 1945	Jim Benton, Cle. Rams vs. Detroit.....	10	303	1

*First season of professional football.

2,000 SCRIMMAGE YARDS GAINED IN A SEASON

Year	Player, Team	Att.	Rushing Yards	Receptions	Receiving Yards	Scrimm. Yards
2020	Derrick Henry, Tennessee.....	378	2,027	19	114	2,141
2019	Christian McCaffrey, Carolina.....	287	1,387	116	1,005	2,392
2018	*Saquon Barkley, N.Y. Giants.....	261	1,307	91	721	2,028
	Ezekiel Elliott, Dal. Cowboys.....	304	1,434	77	567	2,001
2017	Todd Gurley, L.A. Rams.....	279	1,305	64	788	2,093
2016	David Johnson, Arizona.....	293	1,239	80	879	2,118
2014	DeMarco Murray, Dal. Cowboys.....	392	1,845	57	416	2,261
	Le'Veon Bell, Pittsburgh.....	373	1,361	83	854	2,215
2013	LeSean McCoy, Philadelphia.....	314	1,607	52	539	2,146
2012	Adrian Peterson, Minnesota.....	348	2,097	40	217	2,314
2011	Ray Rice, Bal. Ravens.....	291	1,364	76	704	2,068
2010	Arian Foster, Hou. Texans.....	327	1,616	66	604	2,220
2009	Chris Johnson, Tennessee.....	358	2,006	50	503	2,509
	Ray Rice, Bal. Ravens.....	254	1,339	78	702	2,041
2007	Brian Westbrook, Philadelphia.....	278	1,333	90	771	2,104

OUTSTANDING PERFORMERS

2006	Steven Jackson, St.L. Rams	346	1,528	90	806	2,334
	LaDainian Tomlinson, S.D. Chargers ¹	348	1,815	56	508	2,323
	Larry Johnson, Kansas City ²	416	1,789	41	410	2,199
	Frank Gore, San Francisco	312	1,695	61	485	2,180
	Tiki Barber, N.Y. Giants ³	327	1,662	58	465	2,127
2005	Tiki Barber, N.Y. Giants ²	357	1,860	54	530	2,390
	Larry Johnson, Kansas City	336	1,750	33	343	2,093
2004	Tiki Barber, N.Y. Giants	322	1,518	52	578	2,096
	Edgerrin James, Indianapolis ¹	334	1,548	51	483	2,031
2003	LaDainian Tomlinson, S.D. Chargers ²	313	1,645	100	725	2,370
	Jamal Lewis, Bal. Ravens	387	2,066	26	205	2,271
	Ahman Green, Green Bay	355	1,883	50	367	2,250
	Deuce McAllister, New Orleans	351	1,641	69	516	2,157
	Priest Holmes, Kansas City ³	320	1,420	74	690	2,110
2002	Priest Holmes, Kansas City ²	313	1,615	70	672	2,287
	Ricky Williams, Miami	383	1,853	47	363	2,216
	LaDainian Tomlinson, S.D. Chargers	372	1,683	79	489	2,172
2001	Priest Holmes, Kansas City	327	1,555	62	614	2,169
	Marshall Faulk, St.L. Rams ⁴	260	1,382	83	765	2,147
2000	Edgerrin James, Indianapolis ²	387	1,709	63	594	2,303
	Marshall Faulk, St.L. Rams ³	253	1,359	81	830	2,189
1999	Marshall Faulk, St.L. Rams ²	253	1,381	87	1,048	2,429
	*Edgerrin James, Indianapolis	369	1,553	62	586	2,139
1998	Marshall Faulk, Indianapolis	324	1,319	86	908	2,227
	Terrell Davis, Denver ²	392	2,008	25	217	2,225
	Jamal Anderson, Atlanta	410	1,846	27	319	2,165
	Garrison Hearst, San Francisco	310	1,570	39	535	2,105
1997	Barry Sanders, Detroit ²	335	2,053	33	305	2,358
	Terrell Davis, Denver	369	1,750	42	287	2,037
1995	Emmitt Smith, Dal. Cowboys ²	377	1,773	62	375	2,148
1994	Barry Sanders, Detroit	331	1,883	44	283	2,166
1992	Thurman Thomas, Buffalo ²	312	1,487	58	626	2,113
	Emmitt Smith, Dal. Cowboys	373	1,713	59	335	2,048
	Barry Foster, Pittsburgh	390	1,690	36	344	2,034
1991	Thurman Thomas, Buffalo	288	1,407	62	631	2,038
1988	Roger Craig, San Francisco ²	310	1,502	76	534	2,036
	Eric Dickerson, Indianapolis ⁴	388	1,659	36	377	2,036
	Herschel Walker, Dal. Cowboys	361	1,514	53	505	2,019
1986	Eric Dickerson, L.A. Rams ³	404	1,821	26	205	2,026
1985	Marcus Allen, L.A. Raiders	380	1,759	67	555	2,314
	Roger Craig, San Francisco	214	1,050	92	1,016	2,066
	Walter Payton, Chi. Bears ⁴	324	1,551	49	483	2,034
1984	Eric Dickerson, L. A. Rams ²	379	2,105	21	139	2,244
	James Wilder, Tampa Bay	407	1,544	85	685	2,229
	Walter Payton, Chi. Bears ³	381	1,684	45	368	2,052
1983	*Eric Dickerson, L.A. Rams	390	1,808	51	404	2,212
	William Andrews, Atlanta ²	331	1,567	59	609	2,176
	Walter Payton, Chi. Bears ²	314	1,421	53	607	2,028
1981	William Andrews, Atlanta	289	1,301	81	735	2,036
1979	Wilbert Montgomery, Philadelphia	338	1,512	41	494	2,006
1977	Walter Payton, Chi. Bears	339	1,852	27	269	2,121
1975	O.J. Simpson, Buffalo ²	329	1,817	28	426	2,243
1973	O.J. Simpson, Buffalo	332	2,003	6	70	2,073
1963	Jim Brown, Cle. Browns	291	1,863	24	268	2,131

*First season of professional football. NOTE: Numeral in superscript indicates season number player accomplished feat.

300 SCRIMMAGE YARDS GAINED IN A GAME

Date	Player, Team, Opponent	Att.	Yards	TD
Oct. 2, 2016	Julio Jones, Atlanta vs. Carolina	12	300	1
Nov. 8, 2015	Antonio Brown, Pittsburgh vs. Oakland	19	306	0
Oct. 27, 2013	Calvin Johnson, Detroit vs. Dal. Cowboys	14	329	1
Nov. 4, 2007	*Adrian Peterson, Minnesota vs. S.D. Chargerse	31	315	3
Nov. 24, 2002	Priest Holmes, Kansas City vs. Seattle	30	307	3
Nov. 26, 1989	Flipper Anderson, L.A. Rams vs. New Orleans (OT)	15	336	1
Dec. 22, 1985	Stephone Paige, Kansas City vs. S.D. Chargers	8	309	2
Dec. 10, 1961	Billy Cannon, Hou. Oilers vs. N.Y. Titans	30	330	5
Dec. 3, 1950	Cloyce Box, Detroit vs. Bal. Colts	12	302	4
Nov. 22, 1945	Jim Benton, Cle. Rams vs. Detroit	10	303	1

*First season of professional football.

OUTSTANDING PERFORMERS**TOP 20 LEADERS IN PASSES COMPLETED**

1. Drew Brees	7,142
2. Tom Brady	6,778
3. Brett Favre	6,300
4. Peyton Manning	6,125
5. Philip Rivers	5,277
6. Ben Roethlisberger	5,050
7. Dan Marino	4,967
8. Eli Manning	4,895
9. Matt Ryan	4,867
10. Aaron Rodgers	4,285
11. John Elway	4,123
12. Warren Moon	3,988
13. Carson Palmer	3,941
14. Matthew Stafford	3,898
15. Drew Bledsoe	3,839
16. Vinny Testaverde	3,787
17. Joe Flacco	3,744
18. Fran Tarkenton	3,686
19. Kerry Collins	3,487
20. Joe Montana	3,409

TOP 20 LEADERS IN PASSING YARDS

1. Drew Brees	80,358
2. Tom Brady	79,204
3. Peyton Manning	71,940
4. Brett Favre	71,838
5. Philip Rivers	63,440
6. Dan Marino	61,361
7. Ben Roethlisberger	60,348
8. Eli Manning	57,023
9. Matt Ryan	55,767
10. John Elway	51,475
11. Aaron Rodgers	51,245
12. Warren Moon	49,325
13. Fran Tarkenton	47,003
14. Carson Palmer	46,247
15. Vinny Testaverde	46,233
16. Matthew Stafford	45,109
17. Drew Bledsoe	44,611
18. Dan Fouts	43,040
19. Joe Flacco	40,931
20. Kerry Collins	40,922

TOP 20 SCORERS

Player	Years	TD	FG	PAT	TP
1. Adam Vinatieri	24	0	599	874	2,673
2. Morten Andersen	25	0	565	849	2,544
3. Gary Anderson	23	0	538	820	2,434
4. Jason Hanson	21	0	495	665	2,150
5. John Carney	23	0	478	628	2,062
6. Matt Stover	19	0	471	591	2,004
7. George Blanda	26	9	335	943	2,002
8. Jason Elam	17	0	436	675	1,983
9. John Kasay	20	0	461	587	1,970
10. Sebastian Janikowski	18	0	436	605	1,913
11. Stephen Gostkowski	15	0	392	699	1,875
12. Phil Dawson	20	1	441	518	1,847
13. Matt Bryant	18	0	397	567	1,758
14. Norm Johnson	18	0	366	638	1,736
15. Robbie Gould	16	0	400	531	1,731
16. David Akers	16	0	386	563	1,721
17. Nick Lowery	18	0	383	562	1,711
18. Jan Stenerud	19	0	373	580	1,699
19. Ryan Longwell	15	0	361	604	1,687
20. Mason Crosby	14	0	345	647	1,682

TOP 20 LEADERS IN TOUCHDOWN PASSES

1. Tom Brady	581
2. Drew Brees	571
3. Peyton Manning	539
4. Brett Favre	508
5. Philip Rivers	421
6. Dan Marino	420
7. Aaron Rodgers	412
8. Ben Roethlisberger	396
9. Eli Manning	366
10. Matt Ryan	347
11. Fran Tarkenton	342
12. John Elway	300
13. Carson Palmer	294
14. Warren Moon	291
15. Johnny Unitas	290
16. Matthew Stafford	282
17. Vinny Testaverde	275
18. Joe Montana	273
19. Russell Wilson	267
20. Dave Krieg	261

TOP 20 LEADERS IN RECEIVING YARDS

1. Jerry Rice	22,895
2. Larry Fitzgerald	17,492
3. Terrell Owens	15,934
4. Randy Moss	15,292
5. Isaac Bruce	15,208
6. Tony Gonzalez	15,127
7. Tim Brown	14,934
8. Steve Smith	14,731
9. Marvin Harrison	14,580
10. Reggie Wayne	14,345
11. Andre Johnson	14,185
12. James Lofton	14,004
13. Cris Carter	13,899
14. Anquan Boldin	13,779
15. Henry Ellard	13,777
16. Torry Holt	13,382
17. Andre Reed	13,198
18. Steve Largent	13,089
19. Jason Witten	13,046
20. Julio Jones	12,896

OUTSTANDING PERFORMERS

TOP 20 TOUCHDOWN SCORERS

Player	Years	Rush	Rec.	Total Returns	TD
1. Jerry Rice	20	10	197	1	208
2. Emmitt Smith	15	164	11	0	175
3. LaDainian Tomlinson	11	145	17	0	162
4. Randy Moss	14	0	156	1	157
5. Terrell Owens	15	3	153	0	156
6. Marcus Allen	16	123	21	1	145
7. Marshall Faulk	12	100	36	0	136
8. Cris Carter	16	0	130	1	131
9. Marvin Harrison	13	0	128	0	128
10. Jim Brown	9	106	20	0	126
11. Walter Payton	13	110	15	0	125
12. Adrian Peterson	14	118	6	0	124
13. Larry Fitzgerald	17	0	121	0	121
14. Antonio Gates	16	0	116	0	116
John Riggins	14	104	12	0	116
16. Lenny Moore	12	63	48	2	113
17. Shaun Alexander	9	100	12	0	112
18. Tony Gonzalez	17	0	111	0	111
19. Barry Sanders	10	99	10	0	109
20. Tim Brown	17	1	100	4	105
Don Hutson	11	3	99	3	105

TOP 20 RUSHERS

Player	Years	Att.	Yards	Avg.	Long	TD
1. Emmitt Smith	15	4,409	18,355	4.2	75	164
2. Walter Payton	13	3,838	16,726	4.4	76	110
3. Frank Gore	16	3,735	16,000	4.3	80	81
4. Barry Sanders	10	3,062	15,269	5.0	85	99
5. Adrian Peterson	14	3,192	14,820	4.6	90	118
6. Curtis Martin	11	3,518	14,101	4.0	70	90
7. LaDainian Tomlinson	11	3,174	13,684	4.3	85	145
8. Jerome Bettis	13	3,479	13,662	3.9	71	91
9. Eric Dickerson	11	2,996	13,259	4.4	85	90
10. Tony Dorsett	12	2,936	12,739	4.3	99	77
11. Jim Brown	9	2,359	12,312	5.2	80	106
12. Marshall Faulk	12	2,836	12,279	4.3	71	100
13. Edgerrin James	11	3,028	12,246	4.0	72	80
14. Marcus Allen	16	3,022	12,243	4.1	61	123
15. Franco Harris	13	2,949	12,120	4.1	75	91
16. Thurman Thomas	13	2,877	12,074	4.2	80	65
17. Fred Taylor	13	2,534	11,695	4.6	80	66
18. Steven Jackson	12	2,764	11,438	4.1	59	69
19. John Riggins	14	2,916	11,352	3.9	66	104
20. Corey Dillon	10	2,618	11,241	4.3	96	82

TOP 20 PASS RECEIVERS

Player	Years	No.	Yards	Avg.	Long	TD
1. Jerry Rice	20	1,549	22,895	14.8	96	197
2. Larry Fitzgerald	17	1,432	17,492	12.2	80	121
3. Tony Gonzalez	17	1,325	15,127	11.4	73	111
4. Jason Witten	17	1,228	13,046	10.6	69	74
5. Marvin Harrison	13	1,102	14,580	13.2	80	128
6. Cris Carter	16	1,101	13,899	12.6	80	130
7. Tim Brown	17	1,094	14,934	13.7	80	100
8. Terrell Owens	15	1,078	15,934	14.8	98	153
9. Anquan Boldin	14	1,076	13,779	12.8	79	82
10. Reggie Wayne	14	1,070	14,345	13.4	80	82
11. Andre Johnson	14	1,062	14,185	13.4	77	70
12. Steve Smith	16	1,031	14,731	14.3	80	81
13. Isaac Bruce	16	1,024	15,208	14.9	80	91
14. Hines Ward	14	1,000	12,083	12.1	85	85
15. Randy Moss	14	982	15,292	15.6	82	156
16. Brandon Marshall	13	970	12,351	12.7	75	83
17. Antonio Gates	16	955	11,841	12.4	72	116
18. Andre Reed	16	951	13,198	13.9	83	87
19. Derrick Mason	15	943	12,061	12.8	79	66
20. Art Monk	16	940	12,721	13.5	79	68

OUTSTANDING PERFORMERS

TOP 20 INTERCEPTORS

Player	Years	No.	Yards	Avg.	Long	TD
1. Paul Krause	16	81	1,185	14.6	81	3
2. Emlen Tunnell	14	79	1,282	16.2	55	4
3. Rod Woodson	17	71	1,483	20.9	98	12
4. Dick (Night Train) Lane	14	68	1,207	17.8	80	5
5. Ken Riley	15	65	596	9.2	66	5
Charles Woodson	18	65	966	14.9	62	11
7. Ed Reed	12	64	1,590	24.8	107	7
8. Ronnie Lott	14	63	730	11.6	83	5
Darren Sharper	14	63	1,412	22.4	99	11
10. Dave Brown	15	62	698	11.3	90	5
Dick LeBeau	14	62	762	12.3	70	3
12. Emmitt Thomas	13	58	937	16.2	73	5
13. Mel Blount	14	57	736	12.9	52	2
Bobby Boyd	9	57	994	17.4	74	4
Eugene Robinson	16	57	762	13.4	49	1
Johnny Robinson	12	57	741	13.0	57	1
Everson Walls	13	57	504	8.8	40	1
18. Lem Barney	11	56	1,077	19.2	71	7
Pat Fischer	17	56	941	16.8	69	4
20. Aeneas Williams	14	55	807	14.7	65	9

TOP 20 PUNTERS (MINIMUM 250 PUNTS)

Player	Years	No.	Yards	Avg.	Long	Blk.
1. Shane Lechler	18	1,444	68,678	47.6	80	5
2. Johnny Hekker	9	676	31,699	46.9	78	3
3. Tress Way	7	510	23,890	46.8	79	2
4. Marquette King	6	446	20,822	46.7	72	3
5. Brandon Fields	9	604	28,192	46.7	74	3
6. Andy Lee	17	1,348	62,747	46.5	82	5
7. Thomas Morstead	12	692	32,190	46.5	70	1
8. Pat McAfee	8	575	26,669	46.4	74	4
9. Bryan Anger	9	651	30,093	46.2	73	5
10. Sam Martin	8	538	24,800	46.1	72	2
11. Brett Kern	13	949	43,623	46.0	79	5
12. Matt Bosher	9	489	22,346	45.7	69	9
13. Riley Dixon	5	367	16,714	45.5	71	5
14. Lac Edwards	4	338	15,368	45.5	70	1
15. Britton Colquitt	11	834	37,903	45.4	79	6
16. Donnie Jones	15	1,157	52,490	45.4	80	7
17. Sam Koch	15	1,097	49,719	45.3	74	6
18. Kevin Huber	12	914	41,362	45.3	75	4
19. Brad Nortman	6	452	20,446	45.2	78	4
20. Ryan Allen	8	451	20,378	45.2	67	2

TOP 20 COMBINED YARDS GAINED

Player	Years	Tot.	Rush.	Rec.	Int. Ret.	Punt Ret.	Kickoff Ret.	Fumble Ret.
1. Jerry Rice	20	23,546	645	22,895	0	0	6	0
2. Brian Mitchell	14	23,330	1,967	2,336	0	4,999	14,014	14
3. Walter Payton	13	21,803	16,726	4,538	0	0	539	0
4. Emmitt Smith	15	21,564	18,355	3,224	0	0	0	-15
5. Frank Gore	16	19,992	16,000	3,985	0	0	0	7
6. Darren Sproles	14	19,696	3,552	4,840	0	2,961	8,352	-9
7. Tim Brown	17	19,682	190	14,934	0	3,320	1,235	3
8. Marshall Faulk	12	19,190	12,279	6,875	0	0	18	18
9. Steve Smith	16	19,180	387	14,731	0	1,684	2,371	7
10. LaDainian Tomlinson	11	18,456	13,684	4,772	0	0	0	0
11. Barry Sanders	10	18,308	15,269	2,921	0	0	118	0
12. Herschel Walker	12	18,168	8,225	4,859	0	0	5,084	0
13. Adrian Peterson	14	17,702	14,820	2,466	0	0	428	-12
14. Marcus Allen	16	17,648	12,243	5,411	0	0	0	-6
15. Larry Fitzgerald	17	17,560	68	17,492	0	0	0	0
16. Curtis Martin	11	17,421	14,101	3,329	0	0	0	-9
17. Tiki Barber	10	17,359	10,449	5,183	0	1,181	544	2
18. Eric Metcalf	13	17,230	2,392	5,572	0	3,453	5,813	0
19. Derrick Mason	15	17,150	3	12,061	0	1,590	3,496	0
20. Wes Welker	12	16,797	151	9,924	0	2,584	4,138	0

OUTSTANDING PERFORMERS

TOP 20 YARDS FROM SCRIMMAGE

Player	Years	Scrimmage Yards	Rushing Yards	Receiving Yards
1. Jerry Rice	20	23,540	645	22,895
2. Emmitt Smith	15	21,579	18,355	3,224
3. Walter Payton	13	21,264	16,726	4,538
4. Frank Gore	16	19,985	16,000	3,985
5. Marshall Faulk	12	19,154	12,279	6,875
6. LaDainian Tomlinson	11	18,456	13,684	4,772
7. Barry Sanders	10	18,190	15,269	2,921
8. Marcus Allen	16	17,654	12,243	5,411
9. Larry Fitzgerald	17	17,560	68	17,492
10. Curtis Martin	11	17,430	14,101	3,329
11. Adrian Peterson	14	17,286	14,820	2,466
12. Thurman Thomas	13	16,532	12,074	4,458
13. Tony Dorsett	12	16,293	12,739	3,554
14. Terrell Owens	15	16,185	251	15,934
15. Tiki Barber	10	15,632	10,449	5,183
16. Edgerrin James	11	15,610	12,246	3,364
17. Randy Moss	16	15,451	159	15,292
18. Eric Dickerson	11	15,396	13,259	2,137
19. Isaac Bruce	16	15,347	139	15,208
20. Warrick Dunn	12	15,306	10,967	4,339

TOP 20 PASSERS

Player	Years	Att.	Comp.	Pct. Comp.	Yards	Avg. Gain	TD	Pct. TD	Int.	Pct. Int.	Rating
1. Patrick Mahomes	4	1,687	1,114	66.0	14,152	8.39	114	6.8	24	1.4	108.7
2. Deshaun Watson	4	1,748	1,186	67.9	14,539	8.32	104	5.9	36	2.1	104.5
3. Aaron Rodgers	16	6,587	4,285	65.1	51,245	7.78	412	6.3	89	1.4	103.9
4. Russell Wilson	9	4,335	2,820	65.1	33,946	7.83	267	6.2	81	1.9	101.7
5. Drew Brees	20	10,551	7,142	67.7	80,358	7.62	571	5.4	243	2.3	98.7
6. Kirk Cousins	9	3,662	2,453	67.0	28,372	7.75	190	5.2	84	2.3	97.9
7. Dak Prescott	5	2,293	1,514	66.0	17,634	7.69	106	4.6	40	1.7	97.3
8. Tom Brady	21	10,598	6,778	64.0	79,204	7.47	581	5.5	191	1.8	97.3
9. Tony Romo	13	4,335	2,829	65.0	34,183	7.89	248	5.7	117	2.7	97.1
10. Steve Young	15	4,149	2,667	64.0	33,124	7.98	232	5.6	107	2.6	96.8
11. Peyton Manning	17	9,380	6,125	65.0	71,940	7.67	539	5.7	251	2.7	96.5
12. Philip Rivers	17	8,134	5,277	64.9	63,440	7.80	421	5.2	209	2.6	95.2
13. Matt Ryan	13	7,443	4,867	65.4	55,767	7.49	347	4.7	158	2.1	94.5
14. Ben Roethlisberger	17	7,838	5,050	64.4	60,348	7.70	396	5.1	201	2.6	94.0
15. Kurt Warner	12	4,070	2,666	66.0	32,344	7.95	208	5.1	128	3.1	93.7
16. Joe Montana	15	5,391	3,409	63.0	40,551	7.52	273	5.1	139	2.6	92.3
17. Derek Carr	7	3,830	2,468	64.4	26,896	7.02	170	4.4	71	1.9	92.1
18. Ryan Tannehill	8	3,678	2,345	63.8	26,995	7.34	178	4.8	88	2.4	92.0
19. Jared Goff	5	2,421	1,536	63.4	18,171	7.51	107	4.4	55	2.3	91.5
20. Chad Pennington	11	2,471	1,632	66.0	17,823	7.21	102	4.1	64	2.6	90.1

1,500 or more attempts. The passing ratings are based on performance standards established for completion percentage, interception percentage, touchdown percentage, and average gain.

OUTSTANDING PERFORMERS

TOP 20 KICKOFF RETURNERS (MINIMUM 75 RETURNS)

Player	Years	No.	Yards	Avg.	Long	TD
1. Gale Sayers.....	7	91	2,781	30.6	103	6
2. Cordarrelle Patterson.....	8	239	7,118	29.8	109	8
3. Lynn Chandnois.....	7	92	2,720	29.6	93	3
4. Joe McKnight.....	4	79	2,270	28.7	107	2
5. Abe Woodson.....	9	193	5,538	28.7	105	5
6. Buddy Young.....	6	90	2,514	27.9	104	2
7. Travis Williams.....	5	102	2,801	27.5	105	6
8. Joe Arenas.....	7	139	3,798	27.3	96	1
9. Clifton Smith.....	3	75	2,038	27.2	97	1
10. Percy Harvin.....	8	152	4,127	27.2	105	5
11. Clarence Davis.....	8	79	2,140	27.1	76	0
12. Jacoby Jones.....	9	183	4,940	27.0	108	5
13. Steve Van Buren.....	8	76	2,030	26.7	98	3
14. Lenny Lyles.....	12	81	2,161	26.7	103	3
15. Quintin Demps.....	10	110	2,931	26.6	100	2
16. Mercury Morris.....	8	111	2,947	26.5	105	3
17. Ellis Hobbs.....	6	141	3,739	26.5	108	3
18. Bobby Jancik.....	6	158	4,185	26.5	61	0
19. Mel Renfro.....	14	85	2,246	26.4	100	2
20. Ameer Abdullah.....	6	87	2,298	26.4	104	0

TOP 20 PUNT RETURNERS (MINIMUM 75 RETURNS)

Player	Years	No.	Yards	Avg.	Long	TD
1. George McAfee.....	8	112	1,431	12.8	74	2
2. Jack Christiansen.....	8	85	1,084	12.8	89	8
3. Claude Gibson.....	5	110	1,381	12.6	85	3
4. Bill Dudley.....	9	124	1,515	12.2	96	3
5. Rick Upchurch.....	9	248	3,008	12.1	92	8
6. Desmond Howard.....	11	244	2,895	11.9	95	8
7. Billy Johnson.....	14	282	3,317	11.8	87	6
8. Tyreek Hill.....	5	86	1,009	11.7	95	4
9. Devin Hester.....	11	315	3,695	11.7	89	14
10. Mack Herron.....	3	84	982	11.7	66	0
11. Roscoe Parrish.....	8	165	1,920	11.6	82	3
12. Billy Thompson.....	13	157	1,814	11.6	60	0
13. Darrien Gordon.....	9	314	3,601	11.5	94	6
14. Henry Ellard.....	16	135	1,527	11.3	83	4
15. Rodger Bird.....	3	94	1,063	11.3	78	0
16. Bosh Pritchard.....	6	95	1,072	11.3	81	2
17. Julian Edelman.....	11	177	1,986	11.2	94	4
18. Jeremy Ross.....	5	78	874	11.2	58	1
19. Terry Metcalf.....	6	84	936	11.1	69	1
20. Bob Hayes.....	11	104	1,158	11.1	90	3

TOP 20 LEADERS IN SACKS

Player	*Years	No.
1. Bruce Smith.....	19	200.0
2. Reggie White.....	15	198.0
3. Kevin Greene.....	15	160.0
4. Julius Peppers.....	17	159.5
5. Chris Doleman.....	15	150.5
6. Michael Strahan.....	15	141.5
7. Jason Taylor.....	15	139.5
8. Terrell Suggs.....	17	139.0
9. DeMarcus Ware.....	12	138.5
10. Richard Dent.....	15	137.5
John Randle.....	14	137.5
12. Jared Allen.....	12	136.0
13. John Abraham.....	15	133.5
14. Leslie O'Neal.....	13	132.5
Lawrence Taylor.....	12	132.5
16. Rickey Jackson.....	14	128.0
17. Derrick Thomas.....	11	126.5
18. Dwight Freeney.....	16	125.5
19. Robert Mathis.....	13	123.0
20. Simeon Rice.....	12	122.0

*Years played since 1982 when sacks became an official statistic.

YEARLY STATISTICAL LEADERS

ANNUAL SCORING LEADERS

Year	Player, Team	TD	FG	PAT	TP
2020	Daniel Carlson, Las Vegas, AFC.....	0	33	45	144
	Jason Sanders, Miami, AFC.....	0	36	36	144
	Younghoe Koo, Atlanta, NFC.....	0	37	33	144
2019	Harrison Butker, Kansas City, AFC.....	0	34	45	147
	Wil Lutz, New Orleans, NFC.....	0	32	48	144
2018	Ka'imi Fairbairn, Hou. Texans, AFC.....	0	37	39	150
	Wil Lutz, New Orleans, NFC.....	0	28	52	136
2017	Greg Zuerlein, L.A. Rams, NFC.....	0	38	44	158
	Stephen Gostkowski, New England, AFC.....	0	37	45	156
2016	Matt Bryant, Atlanta, NFC.....	0	34	56	158
	Justin Tucker, Bal. Ravens, AFC.....	0	38	27	141
2015	Stephen Gostkowski, New England, AFC.....	0	33	52	151
	Graham Gano, Carolina, NFC.....	0	30	56	146
2014	Stephen Gostkowski, New England, AFC.....	0	35	51	156
	*Cody Parkey, Philadelphia, NFC.....	0	32	54	150
2013	Stephen Gostkowski, New England, AFC.....	0	38	44	158
	Steven Hauschka, Seattle, NFC.....	0	33	44	143
2012	Stephen Gostkowski, New England, AFC.....	0	29	66	153
	Lawrence Tynes, N.Y. Giants, NFC.....	0	33	46	145
2011	David Akers, San Francisco, NFC.....	0	44	34	166
	Stephen Gostkowski, New England, AFC.....	0	28	59	143
2010	David Akers, Philadelphia, NFC.....	0	32	47	143
	Sebastian Janikowski, Oakland, AFC.....	0	33	43	142
2009	Nate Kaeding, S.D. Chargers, AFC.....	0	32	50	146
	David Akers, Philadelphia, NFC.....	0	32	43	139
2008	Stephen Gostkowski, New England, AFC.....	0	36	40	148
	David Akers, Philadelphia, NFC.....	0	33	45	144
2007	*Mason Crosby, Green Bay, NFC.....	0	31	48	141
	Randy Moss, New England, AFC.....	.23	0	0	138
2006	LaDainian Tomlinson, AFC.....	.31	0	0	186
	Robbie Gould, Chi. Bears, NFC.....	0	32	47	143
2005	Shaun Alexander, Seattle, NFC.....	.28	0	0	168
	Shayne Graham, Cincinnati, AFC.....	0	28	47	131
2004	Adam Vinatieri, New England, AFC.....	0	31	48	141
	David Akers, Philadelphia, NFC.....	0	27	41	122
2003	Jeff Wilkins, St.L. Rams, NFC.....	0	39	46	163
	Priest Holmes, Kansas City, AFC.....	.27	0	0	162
2002	Priest Holmes, Kansas City, AFC.....	.24	0	0	144
	Jay Feely, Atlanta, NFC.....	0	32	42	138
2001	Marshall Faulk, St.L. Rams, NFC.....	.21	0	0	#128
	Mike Vanderjagt, Indianapolis, AFC.....	0	28	41	125
2000	Marshall Faulk, St.L. Rams, NFC.....	.26	0	0	##160
	Matt Stover, Bal. Ravens, AFC.....	0	35	30	135
1999	Mike Vanderjagt, Indianapolis, AFC.....	0	34	43	145
	Jeff Wilkins, St.L. Rams, NFC.....	0	20	64	124
1998	Gary Anderson, Minnesota, NFC.....	0	35	59	164
	Steve Christie, Buffalo, AFC.....	0	33	41	140
1997	Mike Hollis, Jacksonville, AFC.....	0	31	41	134
	Richie Cunningham, Dallas, NFC.....	0	34	24	126
1996	John Kasay, Carolina, NFC.....	0	37	34	145
	Cary Blanchard, Indianapolis, AFC.....	0	36	27	135
1995	Emmitt Smith, Dallas, NFC.....	.25	0	0	150
	Norm Johnson, Pittsburgh, AFC.....	0	34	39	141
1994	John Carney, S.D. Chargers, AFC.....	0	34	33	135
	Fuad Revez, Minnesota, NFC.....	0	34	30	132
1993	Jeff Jaeger, L.A. Raiders, AFC.....	0	35	27	132
	Jason Hanson, Detroit, NFC.....	0	34	28	130
1992	Pete Stoyanovich, Miami, AFC.....	0	30	34	124
	Morten Andersen, New Orleans, NFC.....	0	29	33	120
	Chip Lohmiller, Washington, NFC.....	0	30	30	120
1991	Chip Lohmiller, Washington, NFC.....	0	31	56	149
	Pete Stoyanovich, Miami, AFC.....	0	31	28	121
1990	Nick Lowery, Kansas City, AFC.....	0	34	37	139
	Chip Lohmiller, Washington, NFC.....	0	30	41	131
1989	Mike Cofer, San Francisco, NFC.....	0	29	49	136
	*David Treadwell, Denver, AFC.....	0	27	39	120
1988	Scott Norwood, Buffalo, AFC.....	0	32	33	129
	Mike Cofer, San Francisco, NFC.....	0	27	40	121
1987	Jerry Rice, San Francisco, NFC.....	.23	0	0	138
	Jim Breech, Cincinnati, AFC.....	0	24	25	97
1986	Tony Franklin, New England, AFC.....	0	32	44	140
	Kevin Butler, Chi. Bears, NFC.....	0	28	36	120
1985	*Kevin Butler, Chi. Bears, NFC.....	0	31	51	144
	Gary Anderson, Pittsburgh, AFC.....	0	33	40	139

YEARLY STATISTICAL LEADERS

Year	Player, Team	TD	FG	PAT	TP
1984	Ray Wersching, San Francisco, NFC.....	0	25	56	131
	Gary Anderson, Pittsburgh, AFC.....	0	24	45	117
1983	Mark Moseley, Washington, NFC.....	0	33	62	161
	Gary Anderson, Pittsburgh, AFC.....	0	27	38	119
1982	*Marcus Allen, L.A. Raiders, AFC.....	14	0	0	84
	Wendell Tyler, L.A. Rams, NFC.....	13	0	0	78
1981	Ed Murray, Detroit, NFC.....	0	25	46	121
	Rafael Septien, Dallas, NFC.....	0	27	40	121
	Jim Breech, Cincinnati, AFC.....	0	22	49	115
	Nick Lowery, Kansas City, AFC.....	0	26	37	115
1980	John Smith, New England, AFC.....	0	26	51	129
	*Ed Murray, Detroit, NFC.....	0	27	35	116
1979	John Smith, New England, AFC.....	0	23	46	115
	Mark Moseley, Washington, NFC.....	0	25	39	114
1978	*Frank Corral, L.A. Rams, NFC.....	0	29	31	118
	Pat Leahy, N.Y. Jets, AFC.....	0	22	41	107
1977	Errol Mann, Oakland, AFC.....	0	20	39	99
	Walter Payton, Chi. Bears, NFC.....	16	0	0	96
1976	Toni Linhart, Bal. Colts, AFC.....	0	20	49	109
	Mark Moseley, Washington, NFC.....	0	22	31	97
1975	O.J. Simpson, Buffalo, AFC.....	23	0	0	138
	Chuck Foreman, Minnesota, NFC.....	22	0	0	132
1974	Chester Marcol, Green Bay, NFC.....	0	25	19	94
	Roy Gerela, Pittsburgh, AFC.....	0	20	33	93
1973	David Ray, L.A. Rams, NFC.....	0	30	40	130
	Roy Gerela, Pittsburgh, AFC.....	0	29	36	123
1972	*Chester Marcol, Green Bay, NFC.....	0	33	29	128
	Bobby Howfield, N.Y. Jets, AFC.....	0	27	40	121
1971	Garo Yepremian, Miami, AFC.....	0	28	33	117
	Curt Knight, Washington, NFC.....	0	29	27	114
1970	Fred Cox, Minnesota, NFC.....	0	30	35	125
	Jan Stenerud, Kansas City, AFC.....	0	30	26	116
1969	Jim Turner, N.Y. Jets, AFL.....	0	32	33	129
	Fred Cox, Minnesota, NFL.....	0	26	43	121
1968	Jim Turner, N.Y. Jets, AFL.....	0	34	43	145
	Leroy Kelly, Cle. Browns, NFL.....	20	0	0	120
1967	Jim Bakken, St.L. Cardinals, NFL.....	0	27	36	117
	George Blanda, Oakland, AFL.....	0	20	56	116
1966	Gino Cappelletti, Boston, AFL.....	6	16	35	119
	Bruce Gossett, L.A. Rams, NFL.....	0	28	29	113
1965	*Gale Sayers, Chi. Bears, NFL.....	22	0	0	132
	Gino Cappelletti, Boston, AFL.....	9	17	27	132
1964	Gino Cappelletti, Boston, AFL.....	7	25	36	#155
	Lenny Moore, Bal. Colts, NFL.....	20	0	0	120
1963	Gino Cappelletti, Boston, AFL.....	2	22	35	113
	Don Chandler, N.Y. Giants, NFL.....	0	18	52	106
1962	Gene Mingo, Denver, AFL.....	4	27	32	137
	Jim Taylor, Green Bay, NFL.....	19	0	0	114
1961	Gino Cappelletti, Boston, AFL.....	8	17	48	147
	Paul Hornung, Green Bay, NFL.....	10	15	41	146
1960	Paul Hornung, Green Bay, NFL.....	15	15	41	176
	*Gene Mingo, Denver, AFL.....	6	18	33	123
1959	Paul Hornung, Green Bay.....	7	7	31	94
1958	Jim Brown, Cle. Browns.....	18	0	0	108
1957	Sam Baker, Washington.....	1	14	29	77
	Lou Groza, Cle. Browns.....	0	15	32	77
1956	Bobby Layne, Detroit.....	5	12	33	99
1955	Doak Walker, Detroit.....	7	9	27	96
1954	Bobby Walston, Philadelphia.....	11	4	36	114
1953	Gordy Soltau, San Francisco.....	6	10	48	114
1952	Gordy Soltau, San Francisco.....	7	6	34	94
1951	Elroy (Crazylegs) Hirsch, L.A. Rams.....	17	0	0	102
1950	*Doak Walker, Detroit.....	11	8	38	128
1949	Pat Harder, Chi. Cardinals.....	8	3	45	102
	Gene Roberts, N.Y. Giants.....	17	0	0	102
1948	Pat Harder, Chi. Cardinals.....	6	7	53	110
1947	Pat Harder, Chi. Cardinals.....	7	7	39	102
1946	Ted Fritsch, Green Bay.....	10	9	13	100
1945	Steve Van Buren, Philadelphia.....	18	0	2	110
1944	Don Hutson, Green Bay.....	9	0	31	85
1943	Don Hutson, Green Bay.....	12	3	36	117
1942	Don Hutson, Green Bay.....	17	1	33	138
1941	Don Hutson, Green Bay.....	12	1	20	95
1940	Don Hutson, Green Bay.....	7	0	15	57
1939	Andy Farkas, Washington.....	11	0	2	68

YEARLY STATISTICAL LEADERS

Year	Player, Team	TD	FG	PAT	TP
1938	Clarke Hinkle, Green Bay	7	3	7	58
1937	Jack Manders, Chi. Bears	5	8	15	69
1936	Earl (Dutch) Clark, Detroit	7	4	19	73
1935	Earl (Dutch) Clark, Detroit	6	1	16	55
1934	Jack Manders, Chi. Bears	3	10	31	79
1933	Ken Strong, N.Y. Giants	6	5	13	64
	Glenn Presnell, Portsmouth	6	6	10	64
1932	Earl (Dutch) Clark, Portsmouth	6	3	10	55

**First season of professional football.*

#Cappelletti's total and Faulk's total in 2001 include a two-point conversion

##Faulk's total in 2000 includes 2 two-point conversions.

ANNUAL TOUCHDOWN LEADERS

Year	Player, Team	TD	Rush	Pass	Ret.
2020	Alvin Kamara, New Orleans, NFC	21	16	5	0
	Derrick Henry, Tennessee, AFC	17	17	0	0
	Tyreek Hill, Kansas City, AFC	17	2	15	0
2019	Aaron Jones, Green Bay, NFC	19	16	3	0
	Christian McCaffrey, Carolina, NFC	19	15	4	0
	Derrick Henry, Tennessee, AFC	18	16	2	0
2018	Todd Gurley, L.A. Rams, NFC	21	17	4	0
	Antonio Brown, Pittsburgh, AFC	15	0	15	0
2017	Todd Gurley, L.A. Rams, NFC	19	13	6	0
	DeAndre Hopkins, Hou. Texans, AFC	13	0	13	0
2016	David Johnson, Arizona, NFC	20	16	4	0
	LeGarrette Blount, New England, AFC	18	18	0	0
2015	Brandon Marshall, N.Y. Jets, AFC	14	0	14	0
	Allen Robinson, Jacksonville, AFC	14	0	14	0
	Doug Baldwin, Seattle, NFC	14	0	14	0
	Devonta Freeman, Atlanta, NFC	14	11	3	0
2014	Marshawn Lynch, Seattle, NFC	17	13	4	0
	Antonio Brown, Pittsburgh, AFC	14	0	13	1
	Jamaal Charles, Kansas City, AFC	14	9	5	0
2013	Jamaal Charles, Kansas City, AFC	19	12	7	0
	Jimmy Graham, New Orleans, NFC	16	0	16	0
2012	Arian Foster, Hou. Texans, AFC	17	15	2	0
	James Jones, Green Bay, NFC	14	0	14	0
2011	LeSean McCoy, Philadelphia, NFC	20	17	3	0
	Rob Gronkowski, New England, AFC	18	1	17	0
2010	Arian Foster, Hou. Texans, AFC	18	16	2	0
	Adrian Peterson, Minnesota, NFC	13	12	1	0
2009	Adrian Peterson, Minnesota, NFC	18	18	0	0
	Chris Johnson, Tennessee, AFC	16	14	2	0
	Maurice Jones-Drew, Jacksonville, AFC	16	15	1	0
2008	DeAngelo Williams, Carolina, NFC	20	18	2	0
	Thomas Jones, N.Y. Jets, AFC	15	13	2	0
	LenDale White, Tennessee, AFC	15	15	0	0
2007	Randy Moss, New England, AFC	23	0	23	0
	Terrell Owens, Dallas, NFC	15	0	15	0
2006	LaDainian Tomlinson, S.D. Chargers, AFC	31	28	3	0
	Marion Barber, Dallas, NFC	16	14	2	0
	Steven Jackson, St.L. Rams, NFC	16	13	3	0
2005	Shaun Alexander, Seattle, NFC	28	27	1	0
	Larry Johnson, Kansas City, AFC	21	20	1	0
2004	Shaun Alexander, Seattle, NFC	20	16	4	0
	LaDainian Tomlinson, S.D. Chargers, AFC	18	17	1	0
2003	Priest Holmes, Kansas City, AFC	27	27	0	0
	Ahman Green, Green Bay, NFC	20	15	5	0
2002	Priest Holmes, Kansas City, AFC	24	21	3	0
	Shaun Alexander, Seattle, NFC	18	16	2	0
2001	Marshall Faulk, St.L. Rams, NFC	21	12	9	0
	Shaun Alexander, Seattle, AFC	16	14	2	0
2000	Marshall Faulk, St.L. Rams, NFC	26	18	8	0
	Edgerrin James, Indianapolis, AFC	18	13	5	0
1999	Stephen Davis, Washington, NFC	17	17	0	0
	*Edgerrin James, Indianapolis, AFC	17	13	4	0
1998	Terrell Davis, Denver, AFC	23	21	2	0
	*Randy Moss, Minnesota, NFC	17	0	17	0
1997	Karim Abdul-Jabbar, Miami, AFC	16	15	1	0
	Barry Sanders, Detroit, NFC	14	11	3	0
1996	Terry Allen, Washington, NFC	21	21	0	0
	Curtis Martin, New England, AFC	17	14	3	0
1995	Emmitt Smith, Dallas, NFC	25	25	0	0
	Carl Pickens, Cincinnati, AFC	17	0	17	0

YEARLY STATISTICAL LEADERS

Year	Player, Team	TD	Rush	Pass	Ret.
1994	Emmitt Smith, Dallas, NFC.....	22	21	1	0
	*Marshall Faulk, Indianapolis, AFC.....	12	11	1	0
	Natrone Means, S.D. Chargers, AFC.....	12	12	0	0
1993	Jerry Rice, San Francisco, NFC.....	16	1	15	0
	Marcus Allen, Kansas City, AFC.....	15	12	3	0
1992	Emmitt Smith, Dallas, NFC.....	19	18	1	0
	Thurman Thomas, Buffalo, AFC.....	12	9	3	0
1991	Barry Sanders, Detroit, NFC.....	17	16	1	0
	Mark Clayton, Miami, AFC.....	12	0	12	0
	Thurman Thomas, Buffalo, AFC.....	12	7	5	0
1990	Barry Sanders, Detroit, NFC.....	16	13	3	0
	Derrick Fenner, Seattle, AFC.....	15	14	1	0
1989	Dalton Hilliard, New Orleans, NFC.....	18	13	5	0
	Christian Okoye, Kansas City, AFC.....	12	12	0	0
	Thurman Thomas, Buffalo, AFC.....	12	6	6	0
1988	Greg Bell, L.A. Rams, NFC.....	18	16	2	0
	Eric Dickerson, Indianapolis, AFC.....	15	14	1	0
	*Ickey Woods, Cincinnati, AFC.....	15	15	0	0
1987	Jerry Rice, San Francisco, NFC.....	23	1	22	0
	Johnny Hector, N.Y. Jets, AFC.....	11	11	0	0
1986	George Rogers, Washington, NFC.....	18	18	0	0
	Sammy Winder, Denver, AFC.....	14	9	5	0
1985	Joe Morris, N.Y. Giants, NFC.....	21	21	0	0
	Louis Lipps, Pittsburgh, AFC.....	15	1	12	2
1984	Marcus Allen, L.A. Raiders, AFC.....	18	13	5	0
	Mark Clayton, Miami, AFC.....	18	0	18	0
	Eric Dickerson, L.A. Rams, NFC.....	14	14	0	0
	John Riggins, Washington, NFC.....	14	14	0	0
1983	John Riggins, Washington, NFC.....	24	24	0	0
	Pete Johnson, Cincinnati, AFC.....	14	14	0	0
	*Curt Warner, Seattle, AFC.....	14	13	1	0
1982	*Marcus Allen, L.A. Raiders, AFC.....	14	11	3	0
	Wendell Tyler, L.A. Rams, NFC.....	13	9	4	0
1981	Chuck Muncie, S.D. Chargers, AFC.....	19	19	0	0
	Wendell Tyler, L.A. Rams, NFC.....	17	12	5	0
1980	*Billy Sims, Detroit, NFC.....	16	13	3	0
	Earl Campbell, Hou. Oilers, AFC.....	13	13	0	0
	*Curtis Dickey, Bal. Colts, AFC.....	13	11	2	0
	John Jefferson, S.D. Chargers, AFC.....	13	0	13	0
1979	Earl Campbell, Hou. Oilers, AFC.....	19	19	0	0
	Walter Payton, Chi. Bears, NFC.....	16	14	2	0
1978	David Sims, Seattle, AFC.....	15	14	1	0
	Terdell Middleton, Green Bay, NFC.....	12	11	1	0
1977	Walter Payton, Chi. Bears, NFC.....	16	14	2	0
	Nat Moore, Miami, AFC.....	13	1	12	0
1976	Chuck Foreman, Minnesota, NFC.....	14	13	1	0
	Franco Harris, Pittsburgh, AFC.....	14	14	0	0
1975	O.J. Simpson, Buffalo, AFC.....	23	16	7	0
	Chuck Foreman, Minnesota, NFC.....	22	13	9	0
1974	Chuck Foreman, Minnesota, NFC.....	15	9	6	0
	Cliff Branch, Oakland, AFC.....	13	0	13	0
1973	Larry Brown, Washington, NFC.....	14	8	6	0
	Floyd Little, Denver, AFC.....	13	12	1	0
1972	Emerson Boozer, N.Y. Jets, AFC.....	14	11	3	0
	Ron Johnson, N.Y. Giants, NFC.....	14	9	5	0
1971	Duane Thomas, Dallas, NFC.....	13	11	2	0
	Leroy Kelly, Cle. Browns, AFC.....	12	10	2	0
1970	Dick Gordon, Chi. Bears, NFC.....	13	0	13	0
	MacArthur Lane, St.L. Cardinals, NFC.....	13	11	2	0
	Gary Garrison, S.D. Chargers, AFC.....	12	0	12	0
1969	Warren Wells, Oakland, AFL.....	14	0	14	0
	Tom Matte, Bal. Colts, NFL.....	13	11	2	0
	Lance Rentzel, Dallas, NFL.....	13	0	12	1
1968	Leroy Kelly, Cle. Browns, NFL.....	20	16	4	0
	Warren Wells, Oakland, AFL.....	12	1	11	0
1967	Homer Jones, N.Y. Giants, NFL.....	14	1	13	0
	Emerson Boozer, N.Y. Jets, AFL.....	13	10	3	0
1966	Leroy Kelly, Cle. Browns, NFL.....	16	15	1	0
	Dan Reeves, Dallas, NFL.....	16	8	8	0
	Lance Alworth, S.D. Chargers, AFL.....	13	0	13	0
1965	*Gale Sayers, Chi. Bears, NFL.....	22	14	6	2
	Lance Alworth, S.D. Chargers, AFL.....	14	0	14	0
	Don Maynard, N.Y. Jets, AFL.....	14	0	14	0
1964	Lenny Moore, Bal. Colts, NFL.....	20	16	3	1
	Lance Alworth, S.D. Chargers, AFL.....	15	2	13	0

YEARLY STATISTICAL LEADERS

Year	Player, Team	TD	Rush	Pass	Ret.
1963	Art Powell, Oakland, AFL	16	0	16	0
	Jim Brown, Cle. Browns, NFL	15	12	3	0
1962	Abner Haynes, Dallas, AFL	19	13	6	0
	Jim Taylor, Green Bay, NFL	19	19	0	0
1961	Bill Groman, Hou. Oilers, AFL	18	1	17	0
	Jim Taylor, Green Bay, NFL	16	15	1	0
1960	Paul Hornung, Green Bay, NFL	15	13	2	0
	Sonny Randle, St.L. Cardinals, NFL	15	0	15	0
	Art Powell, N.Y. Titans, AFL	14	0	14	0
1959	Raymond Berry, Bal. Colts	14	0	14	0
	Jim Brown, Cle. Browns	14	14	0	0
1958	Jim Brown, Cle. Browns	18	17	1	0
1957	Lenny Moore, Bal. Colts	11	3	7	1
1956	Rick Casares, Chi. Bears	14	12	2	0
1955	*Alan Ameche, Bal. Colts	9	9	0	0
	Harlon Hill, Chi. Bears	9	0	9	0
1954	*Harlon Hill, Chi. Bears	12	0	12	0
1953	Joseph Perry, San Francisco	13	10	3	0
1952	Cloyce Box, Detroit	15	0	15	0
1951	Eloy (Crazylegs) Hirsch, L.A. Rams	17	0	17	0
1950	Bob Shaw, Chi. Cardinals	12	0	12	0
1949	Gene Roberts, N.Y. Giants	17	9	8	0
1948	Mal Kutner, Chi. Cardinals	15	1	14	0
1947	Steve Van Buren, Philadelphia	14	13	0	1
1946	Ted Fritsch, Green Bay	10	9	1	0
1945	Steve Van Buren, Philadelphia	18	15	2	1
1944	Don Hutson, Green Bay	9	0	9	0
	Bill Paschal, N.Y. Giants	9	9	0	0
1943	Don Hutson, Green Bay	12	0	11	1
	*Bill Paschal, N.Y. Giants	12	10	2	0
1942	Don Hutson, Green Bay	17	0	17	0
1941	Don Hutson, Green Bay	12	2	10	0
	George McAfee, Chi. Bears	12	6	3	3
1940	John Drake, Cle. Rams	9	9	0	0
	Richard Todd, Washington	9	4	4	1
1939	Andrew Farkas, Washington	11	5	5	1
1938	Don Hutson, Green Bay	9	0	9	0
1937	Cliff Battles, Washington	7	5	1	1
	Clarke Hinkle, Green Bay	7	5	2	0
	Don Hutson, Green Bay	7	0	7	0
1936	Don Hutson, Green Bay	9	0	8	1
1935	*Don Hutson, Green Bay	7	0	6	1
1934	*Beattie Feathers, Chi. Bears	9	8	1	0
1933	*Charlie (Buckets) Goldenberg, Green Bay	7	4	1	2
	John (Shipwreck) Kelly, Brooklyn	7	2	3	2
	*Elvin (Kink) Richards, N.Y. Giants	7	4	3	0
1932	Earl (Dutch) Clark, Portsmouth	6	3	3	0
	Red Grange, Chi. Bears	6	3	3	0

*First season of professional football.

ANNUAL LEADERS—MOST FIELD GOALS MADE

Year	Player, Team	Att.	Made	Pct.
2020	Younghoe Koo, Atlanta, NFC	37	39	94.9
	Jason Sanders, Miami, AFC	36	39	92.3
2019	Harrison Butker, Kansas City, AFC	38	34	89.5
	Wil Lutz, New Orleans, NFC	36	32	88.9
2018	Ka'imi Fairbairn, Hou. Texans, AFC	42	37	88.1
	Robbie Gould, San Francisco, NFC	34	33	97.1
2017	Robbie Gould, San Francisco, NFC	41	39	95.1
	*Harrison Butker, Kansas City, AFC	42	38	90.5
2016	Justin Tucker, Bal. Ravens, AFC	39	38	97.4
	Caleb Sturgis, Philadelphia, NFC	41	35	85.4
2015	Blair Walsh, Minnesota, NFC	39	34	87.2
	Stephen Gostkowski, New England, AFC	36	33	91.7
	Justin Tucker, Bal. Ravens, AFC	40	33	82.5
2014	Stephen Gostkowski, New England, AFC	37	35	94.6
	*Cody Parkey, Philadelphia, NFC	36	32	88.9
2013	Stephen Gostkowski, New England, AFC	41	38	92.7
	Justin Tucker, Bal. Ravens, AFC	41	38	92.7
	Steven Hauschka, Seattle, NFC	35	33	94.3
	Mason Crosby, Green Bay, NFC	37	33	89.2
2012	*Blair Walsh, Minnesota, NFC	38	35	92.1
	Sebastian Janikowski, Oakland, AFC	34	31	91.2
	Shayne Graham, Hou. Texans, AFC	38	31	81.6
2011	David Akers, San Francisco, NFC	52	44	84.6

YEARLY STATISTICAL LEADERS

Year	Player, Team	Att.	Made	Pct.
	Mike Nugent, Cincinnati, AFC	38	33	86.8
2010	Josh Brown, St.L. Rams, NFC	39	33	84.6
	Sebastian Janikowski, Oakland, AFC	41	33	80.5
2009	Nate Kaeding, S.D. Chargers, AFC	35	32	91.4
	David Akers, Philadelphia, NFC	37	32	86.5
2008	Stephen Gostkowski, New England, AFC	40	36	90.0
	John Carney, N.Y. Giants, NFC	38	35	92.1
2007	Rob Bironas, Tennessee, AFC	39	35	89.7
	*Mason Crosby, Green Bay, NFC	39	31	79.5
	Robbie Gould, Chi. Bears, NFC	36	31	86.1
2006	Robbie Gould, Chi. Bears, NFC	36	32	88.9
	Jeff Wilkins, St.L. Rams, NFC	37	32	86.5
	Matt Stover, Bal. Ravens, AFC	30	28	93.3
2005	Neil Rackers, Arizona, NFC	42	40	95.2
	Matt Stover, Bal. Ravens, AFC	34	30	88.2
2004	Adam Vinatieri, New England, AFC	33	31	93.9
	David Akers, Philadelphia, NFC	32	27	84.4
2003	Jeff Wilkins, St.L. Rams, NFC	42	39	92.9
	Mike Vanderjagt, Indianapolis, AFC	37	37	100.0
2002	Jay Feely, Atlanta, NFC	40	32	80.0
	Martin Gramatica, Tampa Bay, NFC	39	32	82.1
	Adam Vinatieri, New England, AFC	30	27	90.0
2001	Jason Elam, Denver, AFC	36	31	86.1
	*Jay Feely, Atlanta, NFC	37	29	78.4
2000	Matt Stover, Bal. Ravens, AFC	39	35	89.7
	Ryan Longwell, Green Bay, NFC	38	33	86.8
1999	Olindo Mare, Miami, AFC	46	39	84.8
	*Martin Gramatica, Tampa Bay, NFC	32	27	84.4
1998	Al Del Greco, Tennessee, AFC	39	36	92.3
	Gary Anderson, Minnesota, NFC	35	35	100.0
1997	Richie Cunningham, Dallas, NFC	37	34	91.9
	Cary Blanchard, Indianapolis, AFC	41	32	78.1
1996	John Kasay, Carolina, NFC	45	37	82.2
	Cary Blanchard, Indianapolis, AFC	40	36	90.0
1995	Norm Johnson, Pittsburgh, AFC	41	34	82.9
	Morten Andersen, Atlanta, NFC	37	31	83.8
1994	John Carney, S.D. Chargers, AFC	38	34	89.5
	Fuad Reveiz, Minnesota, NFC	39	34	87.2
1993	Jeff Jaeger, L.A. Raiders, AFC	44	35	79.5
	Jason Hanson, Detroit, NFC	43	34	79.1
1992	Pete Stoyanovich, Miami, AFC	37	30	81.1
	Chip Lohmiller, Washington, NFC	40	30	75.0
1991	Pete Stoyanovich, Miami, AFC	37	31	83.8
	Chip Lohmiller, Washington, NFC	43	31	72.1
1990	Nick Lowery, Kansas City, AFC	37	34	91.9
	Chip Lohmiller, Washington, NFC	40	30	75.0
1989	Rich Karlis, Minnesota, NFC	39	31	79.5
	*David Treadwell, Denver, AFC	33	27	81.8
1988	Scott Norwood, Buffalo, AFC	37	32	86.5
	Mike Cofer, San Francisco, NFC	38	27	71.1
1987	Morten Andersen, New Orleans, NFC	36	28	77.8
	Dean Biasucci, Indianapolis, AFC	27	24	88.9
	Jim Breech, Cincinnati, AFC	30	24	80.0
1986	Tony Franklin, New England, AFC	41	32	78.0
	Kevin Butler, Chi. Bears, NFC	41	28	68.3
1985	Gary Anderson, Pittsburgh, AFC	42	33	78.6
	Morten Andersen, New Orleans, NFC	35	31	88.6
	*Kevin Butler, Chi. Bears, NFC	37	31	83.8
1984	*Paul McFadden, Philadelphia, NFC	37	30	81.1
	Gary Anderson, Pittsburgh, AFC	32	24	75.0
	Matt Bahr, Cle. Browns, AFC	32	24	75.0
1983	*Ali-Haji-Sheikh, N.Y. Giants, NFC	42	35	83.3
	*Raul Allegre, Bal. Colts, AFC	35	30	85.7
1982	Mark Moseley, Washington, NFC	21	20	95.2
	Nick Lowery, Kansas City, AFC	24	19	79.2
1981	Rafael Septien, Dallas, NFC	35	27	77.1
	Nick Lowery, Kansas City, AFC	36	26	72.2
1980	*Ed Murray, Detroit, NFC	42	27	64.3
	John Smith, New England, AFC	34	26	76.5
	Fred Steinfort, Denver, AFC	34	26	76.5
1979	Mark Moseley, Washington, NFC	33	25	75.8
	John Smith, New England, AFC	33	23	69.7
1978	*Frank Corral, L.A. Rams, NFC	43	29	67.4
	Pat Leahy, N.Y. Jets, AFC	30	22	73.3

YEARLY STATISTICAL LEADERS

Year	Player, Team	Att.	Made	Pct.
1977	Mark Moseley, Washington, NFC	37	21	56.8
	Errol Mann, Oakland, AFC	28	20	71.4
1976	Mark Moseley, Washington, NFC	34	22	64.7
	Jan Stenerud, Kansas City, AFC	38	21	55.3
1975	Jan Stenerud, Kansas City, AFC	32	22	68.8
	Toni Fritsch, Dallas, NFC	35	22	62.9
1974	Chester Marcol, Green Bay, NFC	39	25	64.1
	Roy Gerela, Pittsburgh, AFC	29	20	69.0
1973	David Ray, L.A. Rams, NFC	47	30	63.8
	Roy Gerela, Pittsburgh, AFC	43	29	67.4
1972	*Chester Marcol, Green Bay, NFC	48	33	68.8
	Roy Gerela, Pittsburgh, AFC	41	28	68.3
1971	Curt Knight, Washington, NFC	49	29	59.2
	Garó Yepremian, Miami, AFC	40	28	70.0
1970	Jan Stenerud, Kansas City, AFC	42	30	71.4
	Fred Cox, Minnesota, NFC	46	30	65.2
1969	Jim Turner, N.Y. Jets, AFL	47	32	68.1
	Fred Cox, Minnesota, NFL	37	26	70.3
1968	Jim Turner, N.Y. Jets, AFL	46	34	73.9
	Mac Percival, Chi. Bears, NFL	36	25	69.4
1967	Jim Bakken, St.L. Cardinals, NFL	39	27	69.2
	Jan Stenerud, Kansas City, AFL	36	21	58.3
1966	Bruce Gossett, L.A. Rams, NFL	49	28	57.1
	Mike Mercer, Oakland-Kansas City, AFL	30	21	70.0
1965	Pete Gogolak, Buffalo, AFL	46	28	60.9
	Fred Cox, Minnesota, NFL	35	23	65.7
1964	Jim Bakken, St.L. Cardinals, NFL	38	25	65.8
	Gino Cappelletti, Boston, AFL	39	25	64.1
1963	Jim Martin, Bal. Colts, NFL	39	24	61.5
	Gino Cappelletti, Boston, AFL	38	22	57.9
1962	Gene Mingo, Denver, AFL	39	27	69.2
	Lou Michaels, Pittsburgh, NFL	42	26	61.9
1961	Steve Myhra, Bal. Colts, NFL	39	21	53.8
	Gino Cappelletti, Boston, AFL	32	17	53.1
1960	Tommy Davis, San Francisco, NFL	32	19	59.4
	*Gene Mingo, Denver, AFL	28	18	64.3
1959	Pat Summerall, N.Y. Giants	29	20	69.0
1958	Paige Cothren, L.A. Rams	25	14	56.0
	*Tom Miner, Pittsburgh	28	14	50.0
1957	Lou Groza, Cle. Browns	22	15	68.2
1956	Sam Baker, Washington	25	17	68.0
1955	Fred Cone, Green Bay	24	16	66.7
1954	Lou Groza, Cle. Browns	24	16	66.7
1953	Lou Groza, Cle. Browns	26	23	88.5
1952	Lou Groza, Cle. Browns	33	19	57.6
1951	Bob Waterfield, L.A. Rams	23	13	56.5
1950	Lou Groza, Cle. Browns	19	13	68.4
1949	Cliff Patton, Philadelphia	18	9	50.0
	Bob Waterfield, L.A. Rams	16	9	56.3
1948	Cliff Patton, Philadelphia	12	8	66.7
1947	Ward Cuff, Green Bay	16	7	43.8
	Pat Harder, Chi. Cardinals	10	7	70.0
	Bob Waterfield, L.A. Rams	16	7	43.8
1946	Ted Fritsch, Green Bay	17	9	52.9
1945	Joe Aguirre, Washington	13	7	53.8
1944	Ken Strong, N.Y. Giants	12	6	50.0
1943	Ward Cuff, N.Y. Giants	9	3	33.3
	Don Hutson, Green Bay	5	3	60.0
1942	Bill Daddio, Chi. Cardinals	10	5	50.0
1941	Clarke Hinkle, Green Bay	14	6	42.9
1940	Clarke Hinkle, Green Bay	14	9	64.3
1939	Ward Cuff, N.Y. Giants	16	7	43.8
1938	Ward Cuff, N.Y. Giants	9	5	55.6
	Ralph Kercheval, Brooklyn	13	5	38.5
1937	Jack Manders, Chi. Bears		8	
1936	Jack Manders, Chi. Bears		7	
	Armand Niccolai, Pittsburgh		7	
1935	Armand Niccolai, Pittsburgh		6	
	Bill Smith, Chi. Cardinals		6	
1934	Jack Manders, Chi. Bears		10	
1933	*Jack Manders, Chi. Bears		6	
	Glenn Presnell, Portsmouth		6	
1932	Earl (Dutch) Clark, Portsmouth		3	

*First season of professional football.

YEARLY STATISTICAL LEADERS**ANNUAL RUSHING LEADERS**

Year	Player, Team	Att.	Yards	Avg.	TD
2020	Derrick Henry, Tennessee, AFC	378	2,027	5.4	17
	Dalvin Cook, Minnesota, NFC	312	1,557	5.0	16
2019	Derrick Henry, Tennessee, AFC	303	1,540	5.1	16
	Christian McCaffrey, Carolina, NFC	287	1,387	4.8	15
2018	Ezekiel Elliott, Dallas, NFC	304	1,434	4.7	6
	Joe Mixon, Cincinnati, AFC	237	1,168	4.9	8
2017	*Kareem Hunt, Kansas City, AFC	272	1,327	4.9	8
	Todd Gurley, L.A. Rams, NFC	279	1,305	4.7	13
2016	*Ezekiel Elliott, Dallas, NFC	322	1,631	5.1	15
	DeMarco Murray, Tennessee, AFC	293	1,287	4.4	9
2015	Adrian Peterson, Minnesota, NFC	327	1,485	4.5	11
	Chris Ivory, N.Y. Jets, AFC	247	1,070	4.3	7
2014	DeMarco Murray, Dallas, NFC	392	1,845	4.7	13
	Le'Veon Bell, Pittsburgh, AFC	290	1,361	4.7	8
2013	LeSean McCoy, Philadelphia, NFC	314	1,607	5.1	9
	Jamaal Charles, Kansas City, AFC	259	1,287	5.0	12
2012	Adrian Peterson, Minnesota, NFC	348	2,097	6.0	12
	Jamaal Charles, Kansas City, AFC	285	1,509	5.3	5
2011	Maurice Jones-Drew, Jacksonville, AFC	343	1,606	4.7	8
	Michael Turner, Atlanta, NFC	301	1,340	4.5	11
2010	Arian Foster, Hou. Texans, AFC	327	1,616	4.9	16
	Michael Turner, Atlanta, NFC	334	1,371	4.1	12
2009	Chris Johnson, Tennessee, AFC	358	2,006	5.6	14
	Steven Jackson, St.L. Rams, NFC	324	1,416	4.4	4
2008	Adrian Peterson, Minnesota, NFC	363	1,760	4.9	10
	Thomas Jones, N.Y. Jets, AFC	290	1,312	4.5	13
2007	LaDainian Tomlinson, S.D. Chargers, AFC	315	1,474	4.7	15
	*Adrian Peterson, Minnesota, NFC	238	1,341	5.6	12
2006	LaDainian Tomlinson, S.D. Chargers, AFC	348	1,815	5.2	28
	Frank Gore, San Francisco, NFC	312	1,695	5.4	8
2005	Shaun Alexander, Seattle, NFC	370	1,880	5.1	27
	Larry Johnson, Kansas City, AFC	336	1,750	5.2	20
2004	Curtis Martin, N.Y. Jets, AFC	371	1,697	4.6	12
	Shaun Alexander, Seattle, NFC	353	1,696	4.8	16
2003	Jamal Lewis, Bal. Ravens, AFC	387	2,066	5.3	14
	Ahman Green, Green Bay, NFC	355	1,883	5.3	15
2002	Ricky Williams, Miami, AFC	383	1,853	4.8	16
	Deuce McAllister, New Orleans, NFC	325	1,388	4.3	13
2001	Priest Holmes, Kansas City, AFC	327	1,555	4.8	8
	Stephen Davis, Washington, NFC	356	1,432	4.0	5
2000	Edgerrin James, Indianapolis, AFC	387	1,709	4.4	13
	Robert Smith, Minnesota, NFC	295	1,521	5.2	7
1999	*Edgerrin James, Indianapolis, AFC	369	1,553	4.2	13
	Stephen Davis, Washington, NFC	290	1,405	4.8	17
1998	Terrell Davis, Denver, AFC	392	2,008	5.1	21
	Jamal Anderson, Atlanta, NFC	410	1,846	4.5	14
1997	Barry Sanders, Detroit, NFC	335	2,053	6.1	11
	Terrell Davis, Denver, AFC	369	1,750	4.7	15
1996	Barry Sanders, Detroit, NFC	307	1,553	5.1	11
	Terrell Davis, Denver, AFC	345	1,538	4.5	13
1995	Emmitt Smith, Dallas, NFC	377	1,773	4.7	25
	*Curtis Martin, New England, AFC	368	1,487	4.0	14
1994	Barry Sanders, Detroit, NFC	331	1,883	5.7	7
	Chris Warren, Seattle, AFC	333	1,545	4.6	9
1993	Emmitt Smith, Dallas, NFC	283	1,486	5.3	9
	Thurman Thomas, Buffalo, AFC	355	1,315	3.7	6
1992	Emmitt Smith, Dallas, NFC	373	1,713	4.6	18
	Barry Foster, Pittsburgh, AFC	390	1,690	4.3	11
1991	Emmitt Smith, Dallas, NFC	365	1,563	4.3	12
	Thurman Thomas, Buffalo, AFC	288	1,407	4.9	7
1990	Barry Sanders, Detroit, NFC	255	1,304	5.1	13
	Thurman Thomas, Buffalo, AFC	271	1,297	4.8	11
1989	Christian Okoye, Kansas City, AFC	370	1,480	4.0	12
	*Barry Sanders, Detroit, NFC	280	1,470	5.3	14
1988	Eric Dickerson, Indianapolis, AFC	388	1,659	4.3	14
	Herschel Walker, Dallas, NFC	361	1,514	4.2	5
1987	Charles White, L.A. Rams, NFC	324	1,374	4.2	11
	Eric Dickerson, Indianapolis, AFC	223	1,011	4.5	5
1986	Eric Dickerson, L.A. Rams, NFC	404	1,821	4.5	11
	Curt Warner, Seattle, AFC	319	1,481	4.6	13
1985	Marcus Allen, L.A. Raiders, AFC	380	1,759	4.6	11
	Gerald Riggs, Atlanta, NFC	397	1,719	4.3	10

YEARLY STATISTICAL LEADERS

Year	Player, Team	Att.	Yards	Avg.	TD
1984	Eric Dickerson, L.A. Rams, NFC	379	2,105	5.6	14
	Earnest Jackson, S.D. Chargers, AFC	296	1,179	4.0	8
1983	*Eric Dickerson, L.A. Rams, NFC	390	1,808	4.6	18
	*Curt Warner, Seattle, AFC	335	1,449	4.3	13
1982	Freeman McNeil, N.Y. Jets, AFC	151	786	5.2	6
	Tony Dorsett, Dallas, NFC	177	745	4.2	5
1981	*George Rogers, New Orleans, NFC	378	1,674	4.4	13
	Earl Campbell, Hou. Oilers, AFC	361	1,376	3.8	10
1980	Earl Campbell, Hou. Oilers, AFC	373	1,934	5.2	13
	Walter Payton, Chi. Bears, NFC	317	1,460	4.6	6
1979	Earl Campbell, Hou. Oilers, AFC	368	1,697	4.6	19
	Walter Payton, Chi. Bears, NFC	369	1,610	4.4	14
1978	*Earl Campbell, Hou. Oilers, AFC	302	1,450	4.8	13
	Walter Payton, Chi. Bears, NFC	333	1,395	4.2	11
1977	Walter Payton, Chi. Bears, NFC	339	1,852	5.5	14
	Mark van Eeghen, Oakland, AFC	324	1,273	3.9	7
1976	O.J. Simpson, Buffalo, AFC	290	1,503	5.2	8
	Walter Payton, Chi. Bears, NFC	311	1,390	4.5	13
1975	O.J. Simpson, Buffalo, AFC	329	1,817	5.5	16
	Jim Otis, St.L. Cardinals, NFC	269	1,076	4.0	5
1974	Otis Armstrong, Denver, AFC	263	1,407	5.3	9
	Lawrence McCutcheon, L.A. Rams, NFC	236	1,109	4.7	3
1973	O.J. Simpson, Buffalo, AFC	332	2,003	6.0	12
	John Brockington, Green Bay, NFC	265	1,144	4.3	3
1972	O.J. Simpson, Buffalo, AFC	292	1,251	4.3	6
	Larry Brown, Washington, NFC	285	1,216	4.3	8
1971	Floyd Little, Denver, AFC	284	1,133	4.0	6
	*John Brockington, Green Bay, NFC	216	1,105	5.1	4
1970	Larry Brown, Washington, NFC	237	1,125	4.7	5
	Floyd Little, Denver, AFC	209	901	4.3	3
1969	Gale Sayers, Chi. Bears, NFL	236	1,032	4.4	8
	Dickie Post, S.D. Chargers, AFL	182	873	4.8	6
1968	Leroy Kelly, Cle. Browns, NFL	248	1,239	5.0	16
	*Paul Robinson, Cincinnati, AFL	238	1,023	4.3	8
1967	Jim Nance, Boston, AFL	269	1,216	4.5	7
	Leroy Kelly, Cle. Browns, NFL	235	1,205	5.1	11
1966	Jim Nance, Boston, AFL	299	1,458	4.9	11
	Gale Sayers, Chi. Bears, NFL	229	1,231	5.4	8
1965	Jim Brown, Cle. Browns, NFL	289	1,544	5.3	17
	Paul Lowe, S.D. Chargers, AFL	222	1,121	5.0	7
1964	Jim Brown, Cle. Browns, NFL	280	1,446	5.2	7
	Cookie Gilchrist, Buffalo, AFL	230	981	4.3	6
1963	Jim Brown, Cle. Browns, NFL	291	1,863	6.4	12
	Clem Daniels, Oakland, AFL	215	1,099	5.1	3
1962	Jim Taylor, Green Bay, NFL	272	1,474	5.4	19
	Cookie Gilchrist, Buffalo, AFL	214	1,096	5.1	13
1961	Jim Brown, Cle. Browns, NFL	305	1,408	4.6	8
	Billy Cannon, Hou. Oilers, AFL	200	948	4.7	6
1960	Jim Brown, Cle. Browns, NFL	215	1,257	5.8	9
	*Abner Haynes, Dall. Texans, AFL	156	875	5.6	9
1959	Jim Brown, Cle. Browns	290	1,329	4.6	14
1958	Jim Brown, Cle. Browns	257	1,527	5.9	17
1957	*Jim Brown, Cle. Browns	202	942	4.7	9
1956	Rick Casares, Chi. Bears	234	1,126	4.8	12
1955	*Alan Ameche, Bal. Colts	213	961	4.5	9
1954	Joe Perry, San Francisco	173	1,049	6.1	8
1953	Joe Perry, San Francisco	192	1,018	5.3	10
1952	Dan Towler, L.A. Rams	156	894	5.7	10
1951	Eddie Price, N.Y. Giants	271	971	3.6	7
1950	Marion Motley, Cle. Browns	140	810	5.8	3
1949	Steve Van Buren, Philadelphia	263	1,146	4.4	11
1948	Steve Van Buren, Philadelphia	201	945	4.7	10
1947	Steve Van Buren, Philadelphia	217	1,008	4.6	13
1946	Bill Dudley, Pittsburgh	146	604	4.1	3
1945	Steve Van Buren, Philadelphia	143	832	5.8	15
1944	Bill Paschal, N.Y. Giants	196	737	3.8	9
1943	*Bill Paschal, N.Y. Giants	147	572	3.9	10
1942	*Bill Dudley, Pittsburgh	162	696	4.3	5
1941	Clarence (Pug) Manders, Brooklyn	111	486	4.4	5
1940	Byron (Whizzer) White, Detroit	146	514	3.5	5
1939	*Bill Osmanski, Chi. Bears	121	699	5.8	7
1938	*Byron (Whizzer) White, Pittsburgh	152	567	3.7	4
1937	Cliff Battles, Washington	216	874	4.0	5
1936	*Alphonse (Tuffy) Leemans, N.Y. Giants	206	830	4.0	2
1935	Doug Russell, Chi. Cardinals	140	499	3.6	0

YEARLY STATISTICAL LEADERS

Year	Player, Team	Att.	Comp.	Yards	TD	Int.	Rating
1934	*Beattie Feathers, Chi. Bears	119	1,004		8.4		8
1933	Jim Musick, Boston	173	809		4.7		5
1932	*Cliff Battles, Boston	148	576		3.9		3

*First season of professional football.

ANNUAL PASSING LEADERS

(Current rating system implemented in 1973)

Year	Player, Team	Att.	Comp.	Yards	TD	Int.	Rating
2020	Aaron Rodgers, Green Bay, NFC	526	372	4,299	48	5	121.5
	Dashaun Watson, Hou. Texans, AFC	544	382	4,823	33	7	112.4
2019	Ryan Tannehill, Tennessee, AFC	286	201	2,742	22	6	117.5
	Drew Brees, New Orleans, NFC	378	281	2,979	27	4	116.3
2018	Drew Brees, New Orleans, NFC	489	364	3,992	32	5	115.7
	Patrick Mahomes, Kansas City, AFC	580	383	5,097	50	12	113.8
2017	Alex Smith, Kansas City, AFC	505	341	4,042	26	5	104.7
	Drew Brees, New Orleans, NFC	536	386	4,334	23	8	103.9
2016	Matt Ryan, Atlanta, NFC	534	373	4,944	38	7	117.1
	Tom Brady, New England, AFC	432	291	3,554	28	2	112.2
2015	Russell Wilson, Seattle, NFC	483	329	4,024	34	8	110.1
	Andy Dalton, Cincinnati, AFC	386	255	3,250	25	7	106.3
2014	Tony Romo, Dallas, NFC	435	304	3,705	34	9	113.2
	Ben Roethlisberger, Pittsburgh, AFC	608	408	4,952	32	9	103.3
2013	Nick Foles, Philadelphia, NFC	317	203	2,891	27	2	119.2
	Peyton Manning, Denver, AFC	659	450	5,477	55	10	115.1
2012	Aaron Rodgers, Green Bay, NFC	552	371	4,295	39	8	108.0
	Peyton Manning, Denver, AFC	583	400	4,659	37	11	105.8
2011	Aaron Rodgers, Green Bay, NFC	502	343	4,643	45	6	122.5
	Tom Brady, New England, AFC	611	401	5,235	39	12	105.6
2010	Tom Brady, New England, AFC	492	324	3,900	36	4	111.0
	Aaron Rodgers, Green Bay, NFC	475	312	3,922	28	11	101.2
2009	Drew Brees, New Orleans, NFC	514	363	4,388	34	11	109.6
	Philip Rivers, San Diego, AFC	486	317	4,254	28	9	104.4
2008	Philip Rivers, S.D. Chargers, AFC	478	312	4,009	34	11	105.5
	Kurt Warner, Arizona, NFC	598	401	4,583	30	14	96.9
2007	Tom Brady, New England, AFC	578	398	4,806	50	8	117.2
	Tony Romo, Dallas, NFC	520	335	4,211	36	19	97.4
2006	Peyton Manning, Indianapolis, AFC	557	362	4,397	31	9	101.0
	Drew Brees, New Orleans, NFC	554	356	4,418	26	11	96.2
2005	Peyton Manning, Indianapolis, AFC	453	305	3,747	28	10	104.1
	Matt Hasselbeck, Seattle, NFC	449	294	3,459	24	9	98.2
2004	Peyton Manning, Indianapolis, AFC	497	336	4,557	49	10	121.1
	Daunte Culpepper, Minnesota, NFC	548	379	4,717	39	11	110.9
2003	Steve McNair, Tennessee, AFC	400	250	3,215	24	7	100.4
	Daunte Culpepper, Minnesota, NFC	454	295	3,479	25	11	96.4
2002	Chad Pennington, N.Y. Jets, AFC	399	275	3,120	22	6	104.2
	Brad Johnson, Tampa Bay, NFC	451	281	3,049	22	6	92.9
2001	Kurt Warner, St.L. Rams, NFC	546	375	4,830	36	22	101.4
	Rich Gannon, Oakland, AFC	549	361	3,828	27	9	95.5
2000	Brian Griese, Denver, AFC	336	216	2,688	19	4	102.9
	Trent Green, St.L. Rams, NFC	240	145	2,063	16	5	101.8
1999	Kurt Warner, St.L. Rams, NFC	499	325	4,353	41	13	109.2
	Peyton Manning, Indianapolis, AFC	533	331	4,135	26	15	90.7
1998	Randall Cunningham, Minnesota, NFC	425	259	3,704	34	10	106.0
	Vinny Testaverde, N.Y. Jets, AFC	421	259	3,256	29	7	101.6
1997	Steve Young, San Francisco, NFC	356	241	3,029	19	6	104.7
	Mark Brunell, Jacksonville, AFC	435	264	3,281	18	7	91.2
1996	Steve Young, San Francisco, NFC	316	214	2,410	14	6	97.2
	John Elway, Denver, AFC	466	287	3,328	26	14	89.2
1995	Jim Harbaugh, Indianapolis, AFC	314	200	2,575	17	5	100.7
	Brett Favre, Green Bay, NFC	570	359	4,413	38	13	99.5
1994	Steve Young, San Francisco, NFC	461	324	3,969	35	10	112.8
	Dan Marino, Miami, AFC	615	385	4,453	30	17	89.2
1993	Steve Young, San Francisco, NFC	462	314	4,023	29	16	101.5
	John Elway, Denver, AFC	551	348	4,030	25	10	92.8
1992	Steve Young, San Francisco, NFC	402	268	3,465	25	7	107.0
	Warren Moon, Hou. Oilers, AFC	346	224	2,521	18	12	89.3
1991	Steve Young, San Francisco, NFC	279	180	2,517	17	8	101.8
	Jim Kelly, Buffalo, AFC	474	304	3,844	33	17	97.6
1990	Jim Kelly, Buffalo, AFC	346	219	2,829	24	9	101.2
	Phil Simms, N.Y. Giants, NFC	311	184	2,284	15	4	92.7
1989	Joe Montana, San Francisco, NFC	386	271	3,521	26	8	112.4
	Boomer Esiason, Cincinnati, AFC	455	258	3,525	28	11	92.1
1988	Boomer Esiason, Cincinnati, AFC	388	223	3,572	28	14	97.4
	Wade Wilson, Minnesota, NFC	332	204	2,746	15	9	91.5

YEARLY STATISTICAL LEADERS

Year	Player, Team	Att.	Comp.	Yards	TD	Int.	Rating
1987	Joe Montana, San Francisco, NFC	398	266	3,054	31	13	102.1
	Bernie Kosar, Cle. Browns, AFC	389	241	3,033	22	9	95.4
1986	Tommy Kramer, Minnesota, AFC	372	208	3,000	24	10	92.6
	Dan Marino, Miami, AFC	623	378	4,746	44	23	92.5
1985	Ken O'Brien, N.Y. Jets, AFC	488	297	3,888	25	8	96.2
	Joe Montana, San Francisco, NFC	494	303	3,653	27	13	91.3
1984	Dan Marino, Miami, AFC	564	362	5,084	48	17	108.9
	Joe Montana, San Francisco, NFC	432	279	3,630	28	10	102.9
1983	Steve Bartkowski, Atlanta, NFC	432	274	3,167	22	5	97.6
	*Dan Marino, Miami, AFC	296	173	2,210	20	6	96.0
1982	Ken Anderson, Cincinnati, AFC	309	218	2,495	12	9	95.3
	Joe Theismann, Washington, NFC	252	161	2,033	13	9	91.3
1981	Ken Anderson, Cincinnati, AFC	479	300	3,754	29	10	98.4
	Joe Montana, San Francisco, NFC	488	311	3,565	19	12	88.4
1980	Brian Sipe, Cle. Browns, AFC	554	337	4,132	30	14	91.4
	Ron Jaworski, Philadelphia, NFC	451	257	3,529	27	12	91.0
1979	Roger Staubach, Dallas, NFC	461	267	3,586	27	11	92.3
	Dan Fouts, San Diego, AFC	530	332	4,082	24	24	82.6
1978	Roger Staubach, Dallas, NFC	413	231	3,190	25	16	84.9
	Terry Bradshaw, Pittsburgh, AFC	368	207	2,915	28	20	84.7
1977	Bob Griese, Miami, AFC	307	180	2,252	22	13	87.8
	Roger Staubach, Dallas, NFC	361	210	2,620	18	9	87.0
1976	Ken Stabler, Oakland, AFC	291	194	2,737	27	17	103.4
	James Harris, L.A. Rams, NFC	158	91	1,460	8	6	89.6
1975	Ken Anderson, Cincinnati, AFC	377	228	3,169	21	11	93.9
	Fran Tarkenton, Minnesota, NFC	425	273	2,994	25	13	91.8
1974	Ken Anderson, Cincinnati, AFC	328	213	2,667	18	10	95.7
	Sonny Jurgensen, Washington, NFC	167	107	1,185	11	5	94.5
1973	Roger Staubach, Dallas, NFC	286	179	2,428	23	15	94.6
	Ken Stabler, Oakland, AFC	260	163	1,997	14	10	88.3
1972	Norm Snead, N.Y. Giants, NFC	325	196	2,307	17	12	
	Earl Morrall, Miami, AFC	150	83	1,360	11	7	
1971	Roger Staubach, Dallas, NFC	211	126	1,882	15	4	
	Bob Griese, Miami, AFC	263	145	2,089	19	9	
1970	John Brodie, San Francisco, NFC	378	223	2,941	24	10	
	Daryle Lamonica, Oakland, AFC	356	179	2,516	22	15	
1969	Sonny Jurgensen, Washington, NFL	442	274	3,102	22	15	
	*Greg Cook, Cincinnati, AFL	197	106	1,854	15	11	
1968	Len Dawson, Kansas City, AFL	224	131	2,109	17	9	
	Earl Morrall, Bal. Colts, NFL	317	182	2,909	26	17	
1967	Sonny Jurgensen, Washington, NFL	508	288	3,747	31	16	
	Daryle Lamonica, Oakland, AFL	425	220	3,228	30	20	
1966	Bart Starr, Green Bay, NFL	251	156	2,257	14	3	
	Len Dawson, Kansas City, AFL	284	159	2,527	26	10	
1965	Rudy Bukich, Chi. Bears, NFL	312	176	2,641	20	9	
	John Hadl, S.D. Chargers, AFL	348	174	2,798	20	21	
1964	Len Dawson, Kansas City, AFL	354	199	2,879	30	18	
	Bart Starr, Green Bay, NFL	272	163	2,144	15	4	
1963	Y.A. Tittle, N.Y. Giants, NFL	367	221	3,145	36	14	
	Tobin Rote, S.D. Chargers, AFL	286	170	2,510	20	17	
1962	Len Dawson, Dall. Texans, AFL	310	189	2,759	29	17	
	Bart Starr, Green Bay, NFL	285	178	2,438	12	9	
1961	George Blanda, Hou. Oilers, AFL	362	187	3,330	36	22	
	Milt Plum, Cle. Browns, NFL	302	177	2,416	18	10	
1960	Milt Plum, Cle. Browns, NFL	250	151	2,297	21	5	
	Jack Kemp, L.A. Chargers, AFL	406	211	3,018	20	25	
1959	Charlie Conerly, N.Y. Giants	194	113	1,706	14	4	
1958	Eddie LeBaron, Washington	145	79	1,365	11	10	
1957	Tommy O'Connell, Cle. Browns	110	63	1,229	9	8	
1956	Ed Brown, Chi. Bears	168	96	1,667	11	12	
1955	Otto Graham, Cle. Browns	185	98	1,721	15	8	
1954	Norm Van Brocklin, L.A. Rams	260	139	2,637	13	21	
1953	Otto Graham, Cle. Browns	258	167	2,722	11	9	
1952	Norm Van Brocklin, L.A. Rams	205	113	1,736	14	17	
1951	Bob Waterfield, L.A. Rams	176	88	1,566	13	10	
1950	Norm Van Brocklin, L.A. Rams	233	127	2,061	18	14	
1949	Sammy Baugh, Washington	255	145	1,903	18	14	
1948	Tommy Thompson, Philadelphia	246	141	1,965	25	11	
1947	Sammy Baugh, Washington	354	210	2,938	25	15	
1946	Bob Waterfield, L.A. Rams	251	127	1,747	18	17	
1945	Sammy Baugh, Washington	182	128	1,669	11	4	
	Sid Luckman, Chi. Bears	217	117	1,725	14	10	
1944	Frank Filchock, Washington	147	84	1,139	13	9	

YEARLY STATISTICAL LEADERS

Year	Player, Team	Att.	Comp.	Yards	TD	Int.	Rating
1943	Sammy Baugh, Washington	239	133	1,754	23	19	
1942	Cecil Isbell, Green Bay	268	146	2,021	24	14	
1941	Cecil Isbell, Green Bay	206	117	1,479	15	11	
1940	Sammy Baugh, Washington	177	111	1,367	12	10	
1939	*Parker Hall, Cle. Rams	208	106	1,227	9	13	
1938	Ed Danowski, N.Y. Giants	129	70	848	7	8	
1937	*Sammy Baugh, Washington	171	81	1,127	8	14	
1936	Arnie Herber, Green Bay	173	77	1,239	11	13	
1935	Ed Danowski, N.Y. Giants	113	57	794	10	9	
1934	Arnie Herber, Green Bay	115	42	799	8	12	
1933	*Harry Newman, N.Y. Giants	136	53	973	11	17	
1932	Arnie Herber, Green Bay	101	37	639	9	9	

*First season of professional football.

ANNUAL PASSING TOUCHDOWN LEADERS

Year	Player, Team	TD
2020	Aaron Rodgers, Green Bay, NFC	48
	Patrick Mahomes, Kansas City, AFC	38
2019	Lamar Jackson, Bal. Ravens, AFC	36
	Jameis Winston, Tampa Bay, NFC	33
2018	Patrick Mahomes, Kansas City, AFC	50
	Matt Ryan, Atlanta, NFC	35
	Russell Wilson, Seattle, NFC	35
2017	Russell Wilson, Seattle, NFC	34
	Tom Brady, New England, AFC	32
2016	Aaron Rodgers, Green Bay, NFC	40
	Philip Rivers, S.D. Chargers, AFC	33
2015	Tom Brady, New England, AFC	36
	Eli Manning, N.Y. Giants, NFC	35
	Cam Newton, Carolina, NFC	35
	Carson Palmer, Arizona, NFC	35
2014	Andrew Luck, Indianapolis, AFC	40
	Aaron Rodgers, Green Bay, NFC	38
2013	Peyton Manning, Denver, AFC	55
	Drew Brees, New Orleans, NFC	39
2012	Drew Brees, New Orleans, NFC	43
	Peyton Manning, Denver, AFC	37
2011	Drew Brees, New Orleans, NFC	46
	Tom Brady, New England, AFC	39
2010	Tom Brady, New England, AFC	36
	Drew Brees, New Orleans, NFC	33
2009	Drew Brees, New Orleans, NFC	34
	Peyton Manning, Indianapolis, AFC	33
2008	Drew Brees, New Orleans, NFC	34
	Philip Rivers, San Diego, AFC	34
2007	Tom Brady, New England, AFC	50
	Tony Romo, Dallas, NFC	36
2006	Peyton Manning, Indianapolis, AFC	31
	Drew Brees, New Orleans, NFC	26
2005	Carson Palmer, Cincinnati, AFC	32
	Jake Delhomme, Carolina, NFC	24
	Matt Hasselbeck, Seattle, NFC	24
	Eli Manning, N.Y. Giants, NFC	24
2004	Peyton Manning, Indianapolis, AFC	49
	Daunte Culpepper, Minnesota, NFC	39
2003	Brett Favre, Green Bay, NFC	32
	Peyton Manning, Indianapolis, AFC	29
2002	Tom Brady, New England, AFC	28
	Aaron Brooks, New Orleans, NFC	27
	Brett Favre, Green Bay, NFC	27
2001	Kurt Warner, St.L. Rams, NFC	36
	Rich Gannon, Oakland, AFC	27
2000	Daunte Culpepper, Minnesota, NFC	33
	Peyton Manning, Indianapolis, AFC	33
1999	Kurt Warner, St.L. Rams, NFC	41
	Peyton Manning, Indianapolis, AFC	26
1998	Steve Young, San Francisco, NFC	36
	Vinny Testaverde, N.Y. Jets, AFC	29
1997	Brett Favre, Green Bay, NFC	35
	Jeff George, Oakland, AFC	29
1996	Brett Favre, Green Bay, NFC	39
	Vinny Testaverde, Bal. Ravens, AFC	33

Year	Player, Team	TD
1995	Brett Favre, Green Bay, NFC	38
	Jeff Blake, Cincinnati, AFC	28
1994	Steve Young, San Francisco, NFC	35
	Dan Marino, Miami, AFC	30
1993	Steve Young, San Francisco, NFC	29
	John Elway, Denver, AFC	25
1992	Steve Young, San Francisco, NFC	25
	Dan Marino, Miami, AFC	24
1991	Jim Kelly, Buffalo, AFC	33
	Mark Rypien, Washington, NFC	28
1990	Warren Moon, Hou. Oilers, AFC	33
	Randall Cunningham, Philadelphia, NFC	30
1989	Jim Everett, L.A. Rams, NFC	29
	Boomer Esiason, Cincinnati, AFC	28
1988	Jim Everett, L.A. Rams, NFC	31
	Boomer Esiason, Cincinnati, AFC	28
	Dan Marino, Miami, AFC	28
1987	Joe Montana, San Francisco, NFC	31
	Dan Marino, Miami, AFC	26
1986	Dan Marino, Miami, AFC	44
	Tommy Kramer, Minnesota, NFC	24
1985	Dan Marino, Miami, AFC	30
	Joe Montana, San Francisco, NFC	27
1984	Dan Marino, Miami, AFC	48
	Neil Lomax, St.L. Cardinals, NFC	28
	Joe Montana, San Francisco, NFC	28
1983	Lynn Dickey, Green Bay, NFC	32
	Joe Ferguson, Buffalo, AFC	26
	Brian Sipe, Cle. Browns, AFC	26
1982	Terry Bradshaw, Pittsburgh, AFC	17
	Dan Fouts, S.D. Chargers, AFC	17
	Joe Montana, San Francisco, NFC	17
1981	Dan Fouts, S.D. Chargers, AFC	33
	Steve Bartkowski, Atlanta, NFC	30
1980	Steve Bartkowski, Atlanta, NFC	31
	Dan Fouts, S.D. Chargers, AFC	30
	Brian Sipe, Cle. Browns, AFC	30
1979	Steve Grogan, New England, AFC	28
	Brian Sipe, Cle. Browns, AFC	28
	Roger Staubach, Dallas, NFC	27
1978	Terry Bradshaw, Pittsburgh, AFC	28
	Roger Staubach, Dallas, NFC	25
	Fran Tarkenton, Minnesota, NFC	25
1977	Bob Griese, Miami, AFC	22
	Ron Jaworski, Philadelphia, NFC	18
	Roger Staubach, Dallas, NFC	18
1976	Ken Stabler, Oakland, AFC	27
	Jim Hart, St.L. Cardinals, NFC	18
1975	Joe Ferguson, Buffalo, AFC	25
	Fran Tarkenton, Minnesota, NFC	25
1974	Ken Stabler, Oakland, AFC	26
	Jim Hart, St.L. Cardinals, NFC	20
1973	Roman Gabriel, Philadelphia, NFC	23
	Roger Staubach, Dallas, NFC	23
	Charley Johnson, Denver, AFC	20

YEARLY STATISTICAL LEADERS

Year	Player, Team	TD	Year	Player, Team	TD
1972	Billy Kilmer, Washington, NFC.....	19	1956	Tobin Rote, Green Bay.....	18
	Joe Namath, N.Y. Jets, AFC.....	19	1955	Tobin Rote, Green Bay.....	17
1971	John Hadl, S.D. Chargers, AFC.....	21		Y.A. Tittle, San Francisco.....	17
	John Brodie, San Francisco, NFC.....	18	1954	Adrian Burk, Philadelphia.....	23
1970	John Brodie, San Francisco, NFC.....	24	1953	Robert Thomason, Philadelphia.....	21
	John Hadl, S.D. Chargers, AFC.....	22	1952	Jim Finks, Pittsburgh.....	20
	Daryle Lamonica, Oakland, AFC.....	22		Otto Graham, Cle. Browns.....	20
1969	Daryle Lamonica, Oakland, AFC.....	34	1951	Bobby Layne, Detroit.....	26
	Roman Gabriel, L.A. Rams, NFL.....	24	1950	George Ratterman, N.Y. Yanks.....	22
1968	John Hadl, S.D. Chargers, AFC.....	27	1949	Johnny Lujack, Chi. Bears.....	23
	Earl Morrall, Bal. Colts, NFL.....	26	1948	Tommy Thompson, Philadelphia.....	25
1967	Sonny Jurgensen, Washington, NFL.....	31	1947	Sammy Baugh, Washington.....	25
	Daryle Lamonica, Oakland, AFC.....	30	1946	Sid Luckman, Chi. Bears.....	17
1966	Frank Ryan, Cle. Browns, NFL.....	29		Bob Waterfield, L.A. Rams.....	17
	Len Dawson, Kansas City, AFL.....	26	1945	Sid Luckman, Chi. Bears.....	14
1965	John Brodie, San Francisco, NFL.....	30		*Bob Waterfield, Cle. Browns.....	14
	Len Dawson, Kansas City, AFL.....	21	1944	Frank Filchock, Washington.....	13
1964	Babe Parilli, Boston, AFL.....	31	1943	Sid Luckman, Chi. Bears.....	28
	Frank Ryan, Cle. Browns, NFL.....	25	1942	Cecil Isbell, Green Bay.....	24
1963	Y.A. Tittle, N.Y. Giants, NFL.....	36	1941	Cecil Isbell, Green Bay.....	15
	Len Dawson, Kansas City, AFL.....	26	1940	Sammy Baugh, Washington.....	12
1962	Y.A. Tittle, N.Y. Giants, NFL.....	33	1939	Frank Filchock, Washington.....	11
	Len Dawson, Dallas, AFL.....	29	1938	Bob Monnett, Green Bay.....	9
1961	George Blanda, Hou. Oilers, AFL.....	36	1937	Bernie Masterson, Chi. Bears.....	9
	Sonny Jurgensen, Philadelphia, NFL.....	32	1936	Arnie Herber, Green Bay.....	11
1960	Al Dorow, N.Y. Titans, AFL.....	26	1935	Ed Danowski, N.Y. Giants.....	10
	Johnny Unitas, Bal. Colts, NFL.....	25	1934	Arnie Herber, Green Bay.....	8
1959	Johnny Unitas, Bal. Colts.....	32	1933	*Harry Newman, N.Y. Giants.....	11
1958	Johnny Unitas, Bal. Colts.....	19	1932	Arnie Herber, Green Bay.....	9
1957	Johnny Unitas, Bal. Colts.....	24			

*First season of professional football.

ANNUAL PASS RECEIVING LEADERS (RECEPTIONS)

Year	Player, Team	No.	Yards	Avg.	TD
2020	Stefon Diggs, Buffalo, AFC.....	127	1,535	12.1	8
	Davante Adams, Green Bay, NFC.....	115	1,374	11.9	18
	DeAndre Hopkins, Arizona, NFC.....	115	1,407	12.2	6
2019	Michael Thomas, New Orleans, NFC.....	149	1,725	11.6	9
	Keenan Allen, L.A. Chargers, AFC.....	104	1,199	11.5	6
	DeAndre Hopkins, Hou. Texans, AFC.....	104	1,165	11.2	7
2018	Michael Thomas, New Orleans, NFC.....	125	1,405	11.2	9
	DeAndre Hopkins, Hou. Texans, AFC.....	115	1,572	13.7	11
2017	Jarvis Landry, Miami, AFC.....	112	987	8.8	9
	Larry Fitzgerald, Arizona, NFC.....	109	1,156	10.6	6
2016	Larry Fitzgerald, Arizona, NFC.....	107	1,023	9.6	6
	Antonio Brown, Pittsburgh, AFC.....	106	1,284	12.1	12
2015	Antonio Brown, Pittsburgh, AFC.....	136	1,834	13.5	10
	Julio Jones, Atlanta, NFC.....	136	1,871	13.8	8
2014	Antonio Brown, Pittsburgh, AFC.....	129	1,698	13.2	13
	Julio Jones, Atlanta, NFC.....	104	1,593	15.3	6
2013	Pierre Garcon, Washington, NFC.....	113	1,346	11.9	5
	Antonio Brown, Pittsburgh, AFC.....	110	1,499	13.6	8
2012	Calvin Johnson, Detroit, NFC.....	122	1,964	16.1	5
	Wes Welker, New England, AFC.....	118	1,354	11.5	6
2011	Wes Welker, New England, AFC.....	122	1,569	12.9	9
	Roddy White, Atlanta, NFC.....	100	1,296	13.0	8
2010	Roddy White, Atlanta, NFC.....	115	1,389	12.1	10
	Reggie Wayne, Indianapolis, AFC.....	111	1,355	12.2	6
2009	Wes Welker, New England, AFC.....	123	1,348	11.0	4
	Steve Smith, N.Y. Giants, NFC.....	107	1,220	11.4	7
2008	Andre Johnson, Hou. Texans, AFC.....	115	1,575	13.7	8
	Larry Fitzgerald, Arizona, NFC.....	96	1,431	14.9	12
2007	T.J. Houshmandzadeh, Cincinnati, AFC.....	112	1,143	10.2	12
	Wes Welker, New England, AFC.....	112	1,175	10.5	8
	Larry Fitzgerald, Arizona, NFC.....	100	1,409	14.1	10
2006	Andre Johnson, Hou. Texans, AFC.....	103	1,147	11.1	5
	Mike Furrey, Detroit, NFC.....	98	1,086	11.1	6
2005	Steve Smith, Carolina, NFC.....	103	1,563	15.2	12
	Larry Fitzgerald, Arizona, NFC.....	103	1,409	13.7	10
	Chad Johnson, Cincinnati, AFC.....	97	1,432	14.8	9
2004	Tony Gonzalez, Kansas City, AFC.....	102	1,258	12.3	7
	Joe Horn, New Orleans, NFC.....	94	1,399	14.9	11
	Torry Holt, St. Louis, NFC.....	94	1,372	14.6	10
2003	Torry Holt, St.L. Rams, NFC.....	117	1,696	14.5	12
	LaDainian Tomlinson, S.D. Chargers, AFC.....	100	725	7.3	4

YEARLY STATISTICAL LEADERS

Year	Player, Team	No.	Yards	Avg.	TD
2002	Marvin Harrison, Indianapolis, AFC.....	143	1,722	12.0	11
	Randy Moss, Minnesota, NFC.....	106	1,347	12.7	7
2001	Rod Smith, Denver, AFC.....	113	1,343	11.9	11
	Keyshawn Johnson, Tampa Bay, NFC.....	106	1,266	11.9	1
2000	Marvin Harrison, Indianapolis, AFC.....	102	1,413	13.9	14
	Muhsin Muhammad, Carolina, NFC.....	102	1,183	11.6	6
1999	Jimmy Smith, Jacksonville, AFC.....	116	1,636	14.1	6
	Muhsin Muhammad, Carolina, NFC.....	96	1,253	13.1	8
1998	O.J. McDuffie, Miami, AFC.....	90	1,050	11.7	7
	Frank Sanders, Arizona, NFC.....	89	1,145	12.9	3
1997	Tim Brown, Oakland, AFC.....	104	1,408	13.5	5
	Herman Moore, Detroit, NFC.....	104	1,293	12.4	8
1996	Jerry Rice, San Francisco, NFC.....	108	1,254	11.6	8
	Carl Pickens, Cincinnati, AFC.....	100	1,180	11.8	12
1995	Herman Moore, Detroit, NFC.....	123	1,686	13.7	14
	Carl Pickens, Cincinnati, AFC.....	99	1,234	12.5	17
1994	Cris Carter, Minnesota, NFC.....	122	1,256	10.3	7
	Ben Coates, New England, AFC.....	96	1,174	12.2	7
1993	Sterling Sharpe, Green Bay, NFC.....	112	1,274	11.4	11
	Reggie Langhorne, Indianapolis, AFC.....	85	1,038	12.2	3
1992	Sterling Sharpe, Green Bay, NFC.....	108	1,461	13.5	13
	Haywood Jeffires, Hou. Oilers, AFC.....	90	913	10.1	9
1991	Haywood Jeffires, Hou. Oilers, AFC.....	100	1,181	11.8	7
	Michael Irvin, Dallas, NFC.....	93	1,523	16.4	8
1990	Jerry Rice, San Francisco, NFC.....	100	1,502	15.0	13
	Haywood Jeffires, Hou. Oilers, AFC.....	74	1,048	14.2	8
	Drew Hill, Hou. Oilers, AFC.....	74	1,019	13.8	5
1989	Sterling Sharpe, Green Bay, NFC.....	90	1,423	15.8	12
	Andre Reed, Buffalo, AFC.....	88	1,312	14.9	9
1988	Al Toon, N.Y. Jets, AFC.....	93	1,067	11.5	5
	Henry Ellard, L.A. Rams, NFC.....	86	1,414	16.4	10
1987	J.T. Smith, St.L. Cardinals, NFC.....	91	1,117	12.3	8
	Al Toon, N.Y. Jets, AFC.....	68	976	14.4	5
1986	Todd Christensen, L.A. Raiders, AFC.....	95	1,153	12.1	8
	Jerry Rice, San Francisco, NFC.....	86	1,570	18.3	15
1985	Roger Craig, San Francisco, NFC.....	92	1,016	11.0	6
	Lionel James, S.D. Chargers, AFC.....	86	1,027	11.9	6
1984	Art Monk, Washington, NFC.....	106	1,372	12.9	7
	Ozzie Newsome, Cle. Browns, AFC.....	89	1,001	11.2	5
1983	Todd Christensen, L.A. Raiders, AFC.....	92	1,247	13.6	12
	Roy Green, St.L. Cardinals, NFC.....	78	1,227	15.7	14
	Charlie Brown, Washington, NFC.....	78	1,225	15.7	8
	Earnest Gray, N.Y. Giants, NFC.....	78	1,139	14.6	5
1982	Dwight Clark, San Francisco, NFC.....	60	913	15.2	5
	Kellen Winslow, S.D. Chargers, AFC.....	54	721	13.4	6
1981	Kellen Winslow, S.D. Chargers, AFC.....	88	1,075	12.2	10
	Dwight Clark, San Francisco, NFC.....	85	1,105	13.0	4
1980	Kellen Winslow, S.D. Chargers, AFC.....	89	1,290	14.5	9
	*Earl Cooper, San Francisco, NFC.....	83	567	6.8	4
1979	Joe Washington, Bal. Colts, AFC.....	82	750	9.1	3
	Ahmad Rashad, Minnesota, NFC.....	80	1,156	14.5	9
1978	Rickey Young, Minnesota, NFC.....	88	704	8.0	5
	Steve Largent, Seattle, AFC.....	71	1,168	16.5	8
1977	Lydell Mitchell, Bal. Colts, AFC.....	71	620	8.7	4
	Ahmad Rashad, Minnesota, NFC.....	51	681	13.4	2
1976	MacArthur Lane, Kansas City, AFC.....	66	686	10.4	1
	Drew Pearson, Dallas, NFC.....	58	806	13.9	6
1975	Chuck Foreman, Minnesota, NFC.....	73	691	9.5	9
	Reggie Rucker, Cle. Browns, AFC.....	60	770	12.8	3
	Lydell Mitchell, Bal. Colts, AFC.....	60	544	9.1	4
1974	Lydell Mitchell, Bal. Colts, AFC.....	72	544	7.6	2
	Charles Young, Philadelphia, NFC.....	63	696	11.0	3
1973	Harold Carmichael, Philadelphia, NFC.....	67	1,116	16.7	9
	Fred Willis, Hou. Oilers, AFC.....	57	371	6.5	1
1972	Harold Jackson, Philadelphia, NFC.....	62	1,048	16.9	4
	Fred Biletnikoff, Oakland, AFC.....	58	802	13.8	7
1971	Fred Biletnikoff, Oakland, AFC.....	61	929	15.2	9
	Bob Tucker, N.Y. Giants, NFC.....	59	791	13.4	4
1970	Dick Gordon, Chi. Bears, NFC.....	71	1,026	14.5	13
	Marlin Briscoe, Buffalo, AFC.....	57	1,036	18.2	8
1969	Dan Abramowicz, New Orleans, NFL.....	73	1,015	13.9	7
	Lance Alworth, S.D. Chargers, AFL.....	64	1,003	15.7	7
1968	Clifton McNeil, San Francisco, NFL.....	71	994	14.0	4
	Lance Alworth, S.D. Chargers, AFL.....	68	1,312	19.3	10

YEARLY STATISTICAL LEADERS

Year	Player, Team	No.	Yards	Avg.	TD
1967	George Sauer, N.Y. Jets, AFL	75	1,189	15.9	6
	Charley Taylor, Washington, NFL	70	990	14.1	9
1966	Lance Alworth, S.D. Chargers, AFL	73	1,383	18.9	13
	Charley Taylor, Washington, NFL	72	1,119	15.5	12
1965	Lionel Taylor, Denver, AFL	85	1,131	13.3	6
	Dave Parks, San Francisco, NFL	80	1,344	16.8	12
1964	Charlie Hennigan, Hou. Oilers, AFL	101	1,546	15.3	8
	Johnny Morris, Chi. Bears, NFL	93	1,200	12.9	10
1963	Lionel Taylor, Denver, AFL	78	1,101	14.1	10
	Bobby Joe Conrad, St.L. Cardinals, NFL	73	967	13.2	10
1962	Lionel Taylor, Denver, AFL	77	908	11.8	4
	Bobby Mitchell, Washington, NFL	72	1,384	19.2	11
1961	Lionel Taylor, Denver, AFL	100	1,176	11.8	4
	Jim (Red) Phillips, L.A. Rams, NFL	78	1,092	14.0	5
1960	Lionel Taylor, Denver, AFL	92	1,235	13.4	12
	Raymond Berry, Bal. Colts, NFL	74	1,298	17.5	10
1959	Raymond Berry, Bal. Colts	66	959	14.5	14
1958	Raymond Berry, Bal. Colts	56	794	14.2	9
	Pete Retzlaff, Philadelphia	56	766	13.7	2
1957	Billy Wilson, San Francisco	52	757	14.6	6
1956	Billy Wilson, San Francisco	60	889	14.8	5
1955	Pete Pihos, Philadelphia	62	864	13.9	7
1954	Pete Pihos, Philadelphia	60	872	14.5	10
	Billy Wilson, San Francisco	60	830	13.8	5
1953	Pete Pihos, Philadelphia	63	1,049	16.7	10
1952	Mac Speedie, Cle. Browns	62	911	14.7	5
1951	Elroy (Crazylegs) Hirsch, L.A. Rams	66	1,495	22.7	17
1950	Tom Fears, L.A. Rams	84	1,116	13.3	7
1949	Tom Fears, L.A. Rams	77	1,013	13.2	9
1948	*Tom Fears, L.A. Rams	51	698	13.7	4
1947	Jim Keane, Chi. Bears	64	910	14.2	10
1946	Jim Benton, L.A. Rams	63	981	15.6	6
1945	Don Hutson, Green Bay	47	834	17.7	9
1944	Don Hutson, Green Bay	58	866	14.9	9
1943	Don Hutson, Green Bay	47	776	16.5	11
1942	Don Hutson, Green Bay	74	1,211	16.4	17
1941	Don Hutson, Green Bay	58	738	12.7	10
1940	*Don Looney, Philadelphia	58	707	12.2	4
1939	Don Hutson, Green Bay	34	846	24.9	6
1938	Gaynell Tinsley, Chi. Cardinals	41	516	12.6	1
1937	Don Hutson, Green Bay	41	552	13.5	7
1936	Don Hutson, Green Bay	34	536	15.8	8
1935	*Tod Goodwin, N.Y. Giants	26	432	16.6	4
1934	Joe Carter, Philadelphia	16	238	14.9	4
	Morris (Red) Badgro, N.Y. Giants	16	206	12.9	1
1933	John (Shipwreck) Kelly, Brooklyn	22	246	11.2	3
1932	Ray Flaherty, N.Y. Giants	21	350	16.7	3

*First season of professional football.

ANNUAL PASS RECEIVING LEADERS (YARDS)

Year	Player, Team	No.	Yards	Avg.	TD
2020	Stefon Diggs, Buffalo, AFC	127	1,535	12.1	8
	DeAndre Hopkins, Arizona, NFC	115	1,407	12.2	6
2019	Michael Thomas, New Orleans, NFC	149	1,725	11.6	9
	Travis Kelce, Kansas City, AFC	97	1,229	12.7	5
2018	Julio Jones, Atlanta, NFC	113	1,677	14.8	8
	DeAndre Hopkins, Hou. Texans, AFC	115	1,572	13.7	11
2017	Antonio Brown, Pittsburgh, AFC	101	1,533	15.2	9
	Julio Jones, Atlanta, NFC	88	1,444	16.4	3
2016	T.Y. Hilton, Indianapolis, AFC	91	1,448	15.9	6
	Julio Jones, Atlanta, NFC	83	1,409	17.0	6
2015	Julio Jones, Atlanta, NFC	136	1,871	13.8	8
	Antonio Brown, Pittsburgh, AFC	136	1,834	13.5	10
2014	Antonio Brown, Pittsburgh, AFC	129	1,698	13.2	13
	Julio Jones, Atlanta, NFC	104	1,593	15.3	6
2013	Josh Gordon, Cle. Browns, AFC	87	1,646	18.9	9
	Calvin Johnson, Detroit, NFC	84	1,492	17.8	12
2012	Calvin Johnson, Detroit, NFC	122	1,964	16.1	5
	Andre Johnson, Hou. Texans, AFC	112	1,598	14.3	4
2011	Calvin Johnson, Detroit, NFC	96	1,681	17.5	16
	Wes Welker, New England, AFC	122	1,569	12.9	9
2010	Brandon Lloyd, Denver, AFC	77	1,448	18.8	11
	Roddy White, Atlanta, NFC	115	1,389	12.1	10
2009	Andre Johnson, Hou. Texans, AFC	101	1,569	15.5	9
	Miles Austin, Dallas, NFC	81	1,320	16.3	11

YEARLY STATISTICAL LEADERS

Year	Player, Team	No.	Yards	Avg.	TD
2008	Andre Johnson, Hou. Texans, AFC	115	1,575	13.7	8
	Larry Fitzgerald, Arizona, NFC	96	1,431	14.9	12
2007	Reggie Wayne, Indianapolis, AFC	104	1,510	14.5	10
	Larry Fitzgerald, Arizona, NFC	100	1,409	14.1	10
2006	Chad Johnson, Cincinnati, AFC	87	1,369	15.7	7
	Roy Williams, Detroit, NFC	82	1,310	16.0	7
2005	Steve Smith, Carolina, NFC	103	1,563	15.2	12
	Chad Johnson, Cincinnati, AFC	97	1,432	14.8	9
2004	Muhsin Muhammad, Carolina, NFC	93	1,405	15.1	16
	Chad Johnson, Cincinnati, AFC	95	1,274	13.4	9
2003	Torry Holt, St.L. Rams, NFC	117	1,696	14.5	12
	Chad Johnson, Cincinnati, AFC	90	1,355	15.1	10
2002	Marvin Harrison, Indianapolis, AFC	143	1,722	12.0	11
	Randy Moss, Minnesota, NFC	106	1,347	12.7	7
2001	David Boston, Arizona, NFC	98	1,598	16.3	8
	Marvin Harrison, Indianapolis, AFC	109	1,524	14.0	15
2000	Torry Holt, St.L. Rams, NFC	82	1,635	19.9	6
	Rod Smith, Denver, AFC	100	1,602	16.0	8
1999	Marvin Harrison, Indianapolis, AFC	115	1,663	14.5	12
	Randy Moss, Minnesota, NFC	80	1,413	17.7	11
1998	Antonio Freeman, Green Bay, NFC	84	1,424	17.0	14
	Eric Moulds, Buffalo, AFC	67	1,368	20.4	9
1997	Rob Moore, Arizona, NFC	97	1,584	16.3	8
	Tim Brown, Oakland, AFC	104	1,408	13.5	5
1996	Isaac Bruce, St.L. Rams, NFC	84	1,338	15.9	7
	Jimmy Smith, Jacksonville, AFC	83	1,244	15.0	7
1995	Jerry Rice, San Francisco, NFC	122	1,848	15.1	15
	Tim Brown, Oakland, AFC	89	1,342	15.1	10
1994	Jerry Rice, San Francisco, NFC	112	1,499	13.4	13
	Tim Brown, L.A. Raiders, AFC	89	1,309	14.7	9
1993	Jerry Rice, San Francisco, NFC	98	1,503	15.3	15
	Tim Brown, L.A. Raiders, AFC	80	1,180	14.8	7
1992	Sterling Sharpe, Green Bay, NFC	108	1,461	13.5	13
	Anthony Miller, S.D. Chargers, AFC	72	1,060	14.7	7
1991	Michael Irvin, Dallas, NFC	93	1,523	16.4	8
	Haywood Jeffires, Hou. Oilers, AFC	100	1,181	11.8	7
1990	Jerry Rice, San Francisco, NFC	100	1,502	15.0	13
	Haywood Jeffires, Hou. Oilers, AFC	74	1,048	14.2	8
1989	Jerry Rice, San Francisco, NFC	82	1,483	18.1	17
	Andre Reed, Buffalo, AFC	88	1,312	14.9	9
1988	Henry Ellard, L.A. Rams, NFC	86	1,414	16.4	10
	Eddie Brown, Cincinnati, AFC	53	1,273	24.0	9
1987	J.T. Smith, St.L. Cardinals, NFC	91	1,117	12.3	8
	Carlos Carson, Kansas City, AFC	55	1,044	19.0	7
1986	Jerry Rice, San Francisco, NFC	86	1,570	18.3	15
	Stanley Morgan, New England, AFC	84	1,491	17.8	10
1985	Steve Largent, Seattle, AFC	79	1,287	16.3	6
	Mike Quick, Philadelphia, NFC	73	1,247	17.1	11
1984	Roy Green, St.L. Cardinals, NFC	78	1,555	19.9	12
	John Stallworth, Pittsburgh, AFC	80	1,395	17.4	11
1983	Mike Quick, Philadelphia, NFC	69	1,409	20.4	13
	Carlos Carson, Kansas City, AFC	80	1,351	16.9	7
1982	Wes Chandler, S.D. Chargers, AFC	49	1,032	21.1	9
	Dwight Clark, San Francisco, NFC	60	913	15.2	5
1981	Alfred Jenkins, Atlanta, NFC	70	1,358	19.4	13
	Frank Lewis, Buffalo, AFC	70	1,244	17.8	4
	Steve Watson, Denver, AFC	60	1,244	20.7	13
1980	John Jefferson, S.D. Chargers, AFC	82	1,340	16.3	13
	James Lofton, Green Bay, NFC	71	1,226	17.3	4
1979	Steve Largent, Seattle, AFC	66	1,237	18.7	9
	Ahmad Rashad, Minnesota, NFC	80	1,156	14.5	9
1978	Wesley Walker, N.Y. Jets, AFC	48	1,169	24.4	8
	Harold Carmichael, Philadelphia, NFC	55	1,072	19.5	8
1977	Drew Pearson, Dallas, NFC	48	870	18.1	2
	Ken Burrough, Hou. Oilers, AFC	43	816	19.0	8
1976	Roger Carr, Bal. Colts, AFC	43	1,112	25.9	11
	*Sammy White, Minnesota, NFC	51	906	17.8	10
1975	Ken Burrough, Hou. Oilers, AFC	53	1,063	20.1	8
	Mel Gray, St.L. Cardinals, NFC	48	926	19.3	11
1974	Cliff Branch, Oakland, AFC	60	1,092	18.2	13
	Drew Pearson, Dallas, NFC	62	1,087	17.5	2
1973	Harold Carmichael, Philadelphia, NFC	67	1,116	16.7	9
	*Isaac Curtis, Cincinnati, AFC	45	843	18.7	9

YEARLY STATISTICAL LEADERS

Year	Player, Team	No.	Yards	Avg.	TD
1972	Harold Jackson, Philadelphia, NFC.....	62	1,048	16.9	4
	Rich Caster, N.Y. Jets, AFC.....	39	833	21.4	10
1971	Otis Taylor, Kansas City, AFC.....	57	1,110	19.5	7
	Gene Washington, San Francisco, NFC.....	46	884	19.2	4
1970	Gene Washington, San Francisco, NFC.....	53	1,100	20.8	12
	Marlin Briscoe, Buffalo, AFC.....	57	1,036	18.2	8
1969	Warren Wells, Oakland, AFL.....	47	1,260	26.8	14
	Harold Jackson, Philadelphia, NFL.....	65	1,116	17.2	9
1968	Lance Alworth, S.D. Chargers, AFL.....	68	1,312	19.3	10
	Roy Jefferson, Pittsburgh, NFL.....	58	1,074	18.5	11
1967	Don Maynard, N.Y. Jets, AFL.....	71	1,434	20.3	10
	Ben Hawkins, Philadelphia, NFL.....	59	1,265	21.4	10
1966	Lance Alworth, S.D. Chargers, AFL.....	73	1,383	18.9	13
	Pat Studstill, Detroit, NFL.....	67	1,266	18.9	5
1965	Lance Alworth, S.D. Chargers, AFL.....	69	1,602	23.2	14
	Dave Parks, San Francisco, NFL.....	80	1,344	16.8	12
1964	Charlie Hennigan, Hou. Oilers, AFL.....	101	1,546	15.3	8
	Johnny Morris, Chi. Bears, NFL.....	93	1,200	12.9	10
1963	Bobby Mitchell, Washington, NFL.....	69	1,436	20.8	7
	Art Powell, Oakland, AFL.....	73	1,304	17.8	16
1962	Bobby Mitchell, Washington, NFL.....	72	1,384	19.2	11
	Art Powell, N.Y. Titans, AFL.....	64	1,130	17.6	8
1961	Charlie Hennigan, Hou. Oilers, AFL.....	82	1,746	21.3	12
	Tommy McDonald, Philadelphia, NFL.....	64	1,144	17.9	13
1960	*Bill Groman, Hou. Oilers, AFL.....	72	1,473	20.5	12
	Raymond Berry, Bal. Colts, NFL.....	74	1,298	17.5	10
1959	Raymond Berry, Bal. Colts.....	66	959	14.5	14
1958	Del Shofner, L.A. Rams.....	51	1,097	21.5	8
1957	Raymond Berry, Bal. Colts.....	47	800	17.0	6
1956	Billy Howton, Green Bay.....	55	1,188	21.6	12
1955	Pete Pihos, Philadelphia.....	62	864	13.9	7
1954	Bob Boyd, L.A. Rams.....	53	1,212	22.9	6
1953	Pete Pihos, Philadelphia.....	63	1,049	16.7	10
1952	*Billy Howton, Green Bay.....	53	1,231	23.2	13
1951	Eloyr (Crazylegs) Hirsch, L.A. Rams.....	66	1,495	22.7	17
1950	Tom Fears, L.A. Rams.....	84	1,116	13.3	7
1949	Bob Mann, Detroit.....	66	1,014	15.4	4
1948	Mal Kutner, Chi. Cardinals.....	41	943	23.0	14
1947	Mal Kutner, Chi. Cardinals.....	43	944	21.9	7
1946	Jim Benton, L.A. Rams.....	63	981	15.5	6
1945	Jim Benton, Cle. Rams.....	45	1,067	23.7	8
1944	Don Hutson, Green Bay.....	58	866	14.6	9
1943	Don Hutson, Green Bay.....	47	776	16.5	11
1942	Don Hutson, Green Bay.....	74	1,211	16.4	17
1941	Don Hutson, Green Bay.....	58	738	12.7	10
1940	*Don Looney, Philadelphia.....	58	707	12.2	4
1939	Don Hutson, Green Bay.....	34	846	24.9	6
1938	Don Hutson, Green Bay.....	32	548	17.1	9
1937	*Gaynell Tinsley, Chi. Cardinals.....	36	675	18.8	5
1936	Don Hutson, Green Bay.....	34	526	15.5	8
1935	Charley Malone, Boston.....	22	433	19.7	2
1934	Harry Ebbing, Detroit.....	9	257	28.6	2
1933	*Paul Moss, Pittsburgh.....	13	283	21.8	2
1932	Johnny (Blood) McNally, Green Bay.....	19	326	17.2	3

*First season of professional football.

ANNUAL PUNT RETURN LEADERS

Year	Player, Team	No.	Yards	Avg.	Long	TD
2020	Gunner Olszewski, New England, AFC.....	20	346	17.3	70	1
	Jabrill Peppers, N.Y. Giants, NFC.....	15	187	12.5	42	0
2019	Diontae Johnson, Pittsburgh, AFC.....	20	248	12.4	85	1
	Deonte Harris, New Orleans, NFC.....	36	338	9.4	53	1
2018	Andre Roberts, N.Y. Jets, AFC.....	23	324	14.1	78	1
	Tarek Cohen, Chi. Bears, NFC.....	33	411	12.5	44	0
2017	*Jamal Agnew, Detroit, NFC.....	29	447	15.4	88	2
	Michael Campanaro, Bal. Ravens, AFC.....	27	291	10.8	77	1
2016	*Tyreek Hill, Kansas City, AFC.....	39	592	15.2	95	2
	Marcus Sherels, Minnesota, NFC.....	21	292	13.9	79	2
2015	*Rashad Greene, Jacksonville, AFC.....	18	301	16.7	73	1
	Darren Sproles, Philadelphia, NFC.....	38	446	11.7	89	2
2014	Darren Sproles, Philadelphia, NFC.....	39	506	13.0	82	2
	Adam Jones, Cincinnati, AFC.....	22	265	12.0	47	0
2013	Tandon Doss, Bal. Ravens, AFC.....	23	359	15.6	82	1
	Marcus Sherels, Minnesota, NFC.....	22	335	15.2	86	1
2012	Leodis McKelvin, Buffalo, AFC.....	23	431	18.7	88	2

YEARLY STATISTICAL LEADERS

Year	Player, Team	No.	Yards	Avg.	Long	TD
	Dwayne Harris, Dallas, NFC	22	354	16.1	78	1
2011	Devin Hester, Chi. Bears, NFC	28	454	16.2	82	2
	Javier Arenas, Kansas City, AFC	32	410	12.8	37	0
2010	Devin Hester, Chi. Bears, NFC	33	564	17.1	89	3
	Julian Edelman, New England, AFC	21	321	15.3	94	1
2009	DeSean Jackson, Philadelphia, NFC	29	441	15.2	85	2
	Wes Welker, New England, AFC	27	338	12.5	69	0
2008	Roscoe Parrish, Buffalo, AFC	21	322	15.3	63	1
	*Clifton Smith, Tampa Bay, NFC	23	324	14.1	70	1
2007	Roscoe Parrish, Buffalo, AFC	27	440	16.3	74	1
	Devin Hester, Chi. Bears, NFC	42	651	15.5	89	4
2006	Adam Jones, Tennessee, AFC	34	440	12.9	90	3
	*Devin Hester, Chi. Bears, NFC	47	600	12.8	84	3
2005	Reno Mahe, Philadelphia, NFC	21	269	12.8	44	0
	B.J. Sams, Bal. Ravens, AFC	33	401	12.2	51	0
2004	Eddie Drummond, Detroit, NFC	24	316	13.2	83	2
	Dennis Northcutt, Cle. Browns, AFC	36	432	12.0	44	0
2003	Dante Hall, Kansas City, AFC	29	472	16.3	93	2
	Brian Westbrook, Philadelphia, NFC	20	306	15.3	84	2
2002	Jimmy Williams, San Francisco, NFC	20	336	16.8	89	1
	Santana Moss, N.Y. Jets, AFC	25	413	16.5	63	2
2001	Troy Brown, New England, AFC	29	413	14.2	85	2
	Darrien Gordon, Atlanta, NFC	31	437	14.1	74	0
2000	Jermaine Lewis, Bal. Ravens, AFC	36	578	16.1	89	2
	Az-Zahir Hakim, St.L. Rams, NFC	32	489	15.3	86	1
1999	*Charlie Rogers, Seattle, AFC	22	318	14.5	94	1
	*Mac Cody, Arizona, NFC	32	373	11.7	31	0
1998	Deion Sanders, Dallas, NFC	24	375	15.6	69	2
	Reggie Barlow, Jacksonville, AFC	43	555	12.9	85	1
1997	Jermaine Lewis, Bal. Ravens, AFC	28	437	15.6	89	2
	David Palmer, Minnesota, NFC	34	444	13.1	57	0
1996	Desmond Howard, Green Bay, NFC	58	875	15.1	92	3
	Darrien Gordon, S.D. Chargers, AFC	36	537	14.9	81	1
1995	David Palmer, Minnesota, NFC	26	342	13.2	74	1
	Andre Coleman, S.D. Chargers, AFC	28	326	11.6	88	1
1994	Brian Mitchell, Washington, NFC	32	452	14.1	78	2
	Darrien Gordon, S.D. Chargers, AFC	36	475	13.2	90	2
1993	*Tyrone Hughes, New Orleans, NFC	37	503	13.6	83	2
	Eric Metcalf, Cle. Browns, AFC	36	464	12.9	91	2
1992	Johnny Bailey, Phoenix, NFC	20	263	13.2	65	0
	Rod Woodson, Pittsburgh, AFC	32	364	11.4	80	1
1991	Mel Gray, Detroit, NFC	25	385	15.4	78	1
	Rod Woodson, Pittsburgh, AFC	28	320	11.4	40	0
1990	Clarence Verdin, Indianapolis, AFC	31	396	12.8	36	0
	*Johnny Bailey, Chi. Bears, NFC	36	399	11.1	95	1
1989	Walter Stanley, Detroit, NFC	36	496	13.8	74	0
	Clarence Verdin, Indianapolis, AFC	23	296	12.9	49	1
1988	John Taylor, San Francisco, NFC	44	556	12.6	95	2
	JoJo Townsell, N.Y. Jets, AFC	35	409	11.7	59	1
1987	Mel Gray, New Orleans, NFC	24	352	14.7	80	0
	Bobby Joe Edmonds, Seattle, AFC	20	251	12.6	40	0
1986	*Bobby Joe Edmonds, Seattle, AFC	34	419	12.3	75	1
	*Vai Sikaheima, St.L. Cardinals, NFC	43	522	12.1	71	2
1985	Irving Fryar, New England, AFC	37	520	14.1	85	2
	Henry Ellard, L.A. Rams, NFC	37	501	13.5	80	1
1984	Mike Martin, Cincinnati, AFC	24	376	15.7	55	0
	Henry Ellard, L.A. Rams, NFC	30	403	13.4	83	2
1983	*Henry Ellard, L.A. Rams, NFC	16	217	13.6	72	1
	Kirk Springs, N.Y. Jets, AFC	23	287	12.5	76	1
1982	Rick Upchurch, Denver, AFC	15	242	16.1	78	2
	Billy Johnson, Atlanta, NFC	24	273	11.4	71	0
1981	LeRoy Irvin, L.A. Rams, NFC	46	615	13.4	84	3
	*James Brooks, S.D. Chargers, AFC	22	290	13.2	42	0
1980	J.T. Smith, Kansas City, AFC	40	581	14.5	75	2
	*Kenny Johnson, Atlanta, NFC	23	281	12.2	56	0
1979	John Sciarra, Philadelphia, NFC	16	182	11.4	38	0
	*Tony Nathan, Miami, AFC	28	306	10.9	86	1
1978	Rick Upchurch, Denver, AFC	36	493	13.7	75	1
	Jackie Wallace, L.A. Rams, NFC	52	618	11.9	58	0
1977	Billy Johnson, Hou. Oilers, AFC	35	539	15.4	87	2
	Larry Marshall, Philadelphia, NFC	46	489	10.6	48	0
1976	Rick Upchurch, Denver, AFC	39	536	13.7	92	4
	Eddie Brown, Washington, NFC	48	646	13.5	71	1
1975	Billy Johnson, Hou. Oilers, AFC	40	612	15.3	83	3
	Terry Metcalf, St.L. Cardinals, NFC	23	285	12.4	69	1

YEARLY STATISTICAL LEADERS

Year	Player, Team	No.	Yards	Avg.	Long	TD
1974	Lemar Parrish, Cincinnati, AFC	18	338	18.8	90	2
	Dick Jauron, Detroit, NFC	17	286	16.8	58	0
1973	Bruce Taylor, San Francisco, NFC	15	207	13.8	61	0
	Ron Smith, S.D. Chargers, AFC	27	352	13.0	84	2
1972	Ken Ellis, Green Bay, NFC	14	215	15.4	80	1
	Chris Farasopoulos, N.Y. Jets, AFC	17	179	10.5	65	1
1971	Les (Speedy) Duncan, Washington, NFC	22	233	10.6	33	0
	Leroy Kelly, Cle. Browns, AFC	30	292	9.7	74	0
1970	Ed Podolak, Kansas City, AFC	23	311	13.5	60	0
	*Bruce Taylor, San Francisco, NFC	43	516	12.0	76	0
1969	Alvin Haymond, L.A. Rams, NFL	33	435	13.2	52	0
	*Bill Thompson, Denver, AFL	25	288	11.5	40	0
1968	Bob Hayes, Dallas, NFL	15	312	20.8	90	2
	Noland Smith, Kansas City, AFL	18	270	15.0	80	1
1967	Floyd Little, Denver, AFL	16	270	16.9	72	1
	Ben Davis, Cle. Browns, NFL	18	229	12.7	52	1
1966	Les (Speedy) Duncan, S.D. Chargers, AFL	18	238	13.2	81	1
	Johnny Roland, St.L. Cardinals, NFL	20	221	11.1	86	1
1965	Leroy Kelly, Cle. Browns, NFL	17	265	15.6	67	2
	Les (Speedy) Duncan, S.D. Chargers, AFL	30	464	15.5	66	2
1964	Bobby Jancik, Hou. Oilers, AFL	12	220	18.3	82	1
	Tommy Watkins, Detroit, NFL	16	238	14.9	68	2
1963	Dick James, Washington, NFL	16	214	13.4	39	0
	Claude (Hoot) Gibson, Oakland, AFL	26	307	11.8	85	2
1962	Dick Christy, N.Y. Titans, AFL	15	250	16.7	73	2
	Pat Studstill, Detroit, NFL	29	457	15.8	44	0
1961	Dick Christy, N.Y. Titans, AFL	18	383	21.3	70	2
	Willie Wood, Green Bay, NFL	14	225	16.1	72	2
1960	*Abner Haynes, Dall. Texans, AFL	14	215	15.4	46	0
	Abe Woodson, San Francisco, NFL	13	174	13.4	48	0
1959	Johnny Morris, Chi. Bears	14	171	12.2	78	1
1958	Jon Arnett, L.A. Rams	18	223	12.4	58	0
1957	Bert Zagers, Washington	14	217	15.5	76	2
1956	Ken Konz, Cle. Browns	13	187	14.4	65	1
1955	Ollie Matson, Chi. Cardinals	13	245	18.8	78	2
1954	*Veryl Switzer, Green Bay	24	306	12.8	93	1
1953	Charley Trippi, Chi. Cardinals	21	239	11.4	38	0
1952	Jack Christiansen, Detroit	15	322	21.5	79	2
1951	Claude (Buddy) Young, N.Y. Yanks	12	231	19.3	79	1
1950	*Herb Rich, Bal. Colts	12	276	23.0	86	1
1949	Verda (Vitamin T) Smith, L.A. Rams	27	427	15.8	85	1
1948	George McAfee, Chi. Bears	30	417	13.9	60	1
1947	*Walt Slater, Pittsburgh	28	435	15.5	33	0
1946	Bill Dudley, Pittsburgh	27	385	14.3	52	0
1945	*Dave Ryan, Detroit	15	220	14.7	56	0
1944	*Steve Van Buren, Philadelphia	15	230	15.3	55	1
1943	Andy Farkas, Washington	15	168	11.2	33	0
1942	Merlyn Condit, Brooklyn	21	210	10.0	23	0
1941	Byron (Whizzer) White, Detroit	19	262	13.8	64	0

*First season of professional football.

ANNUAL KICKOFF RETURN LEADERS

Year	Player, Team	No.	Yards	Avg.	Long	TD
2020	Andre Roberts, Buffalo, AFC	32	961	30.0	60	0
	Cordarrelle Patterson, Chi. Bears, NFC	35	1,017	29.1	104	1
2019	Brandon Wilson, Cincinnati, AFC	20	625	31.3	92	1
	Cordarrelle Patterson, Chi. Bears, NFC	28	825	29.5	102	1
2018	Darius Jennings, Tennessee, AFC	22	698	31.7	94	1
	Corey Coleman, N.Y. Giants, NFC	23	598	26.0	51	0
2017	Pharoh Cooper, L.A. Rams, NFC	34	932	27.4	103	1
	Dion Lewis, New England, AFC	23	570	24.8	103	1
2016	Cordarrelle Patterson, Minnesota, NFC	25	792	31.7	104	1
	*Alex Erickson, Cincinnati, AFC	29	810	27.9	84	0
2015	Cordarrelle Patterson, Minnesota, NFC	32	1,019	31.8	101	2
	Quan Bray, Indianapolis, AFC	21	570	27.1	60	0
2014	Adam Jones, Cincinnati, AFC	27	844	31.3	97	0
	Benny Cunningham, St.L. Rams, NFC	35	963	27.5	75	0
2013	*Cordarrelle Patterson, Minnesota, NFC	43	1,393	32.4	109	2
	Quintin Demps, Kansas City, AFC	33	992	30.1	95	1
2012	Jacoby Jones, Bal. Ravens, AFC	38	1,167	30.7	108	2
	Leon Washington, Seattle, NFC	27	784	29.0	98	1
2011	Joe McKnight, N.Y. Jets, AFC	34	1,073	31.6	107	1
	*Randall Cobb, Green Bay, NFC	34	941	27.7	108	1
2010	*David Reed, Bal. Ravens, AFC	21	616	29.3	103	1

YEARLY STATISTICAL LEADERS

Year	Player, Team	No.	Yards	Avg.	Long	TD
	Eric Weems, Atlanta, NFC.....	40	1,100	27.5	102	1
2009	Clifton Smith, Tampa Bay, NFC.....	31	902	29.1	83	0
	Josh Cribbs, Cle. Browns, AFC.....	56	1,542	27.5	103	3
2008	Danaeal Manning, Chi. Bears, NFC.....	36	1,070	29.7	83	1
	Ellis Hobbs, New England, AFC.....	45	1,281	28.5	95	1
2007	Josh Cribbs, Cle. Browns, AFC.....	59	1,809	30.7	100	2
	*Aundrae Allison, Minnesota, NFC.....	20	574	28.7	104	1
2006	Justin Miller, N.Y. Jets, AFC.....	46	1,304	28.3	103	2
	*Devin Hester, Chi. Bears, NFC.....	20	528	26.4	96	2
2005	Terrence McGee, Buffalo, AFC.....	46	1,391	30.2	99	1
	Koren Robinson, Minnesota, NFC.....	47	1,221	26.0	86	1
2004	Willie Ponder, N.Y. Giants, NFC.....	36	967	26.9	91	1
	Terrence McGee, Buffalo, AFC.....	52	1,370	26.3	104	3
2003	Jerry Azumah, Chi. Bears, NFC.....	41	1,191	29.0	89	2
	*Bethel Johnson, New England, AFC.....	30	847	28.2	92	1
2002	MarTay Jenkins, Arizona, NFC.....	20	559	28.0	95	1
	Kevin Faulk, New England, AFC.....	26	725	27.9	87	2
2001	Ronney Jenkins, S.D. Chargers, AFC.....	58	1,541	26.6	93	2
	*Steve Smith, Carolina, NFC.....	56	1,431	25.6	99	2
2000	*Darrick Vaughn, Atlanta, NFC.....	39	1,082	27.7	100	3
	Derrick Mason, Tennessee, AFC.....	42	1,132	27.0	66	0
1999	Tony Horne, St.L. Rams, NFC.....	30	892	29.7	101	2
	Tremain Mack, Cincinnati, AFC.....	51	1,382	27.1	99	1
1998	*Terry Fair, Detroit, NFC.....	51	1,428	28.0	105	2
	Corey Harris, Bal. Ravens, AFC.....	35	965	27.6	95	1
1997	Michael Bates, Carolina, NFC.....	47	1,281	27.3	56	0
	Aaron Glenn, N.Y. Jets, AFC.....	28	741	26.5	96	1
1996	Michael Bates, Carolina, NFC.....	33	998	30.2	93	1
	Tamarick Vanover, Kansas City, AFC.....	33	854	25.9	97	1
1995	Ron Carpenter, N.Y. Jets, AFC.....	20	553	27.7	58	0
	Brian Mitchell, Washington, NFC.....	55	1,408	25.6	59	0
1994	Mel Gray, Detroit, NFC.....	45	1,276	28.4	102	3
	Randy Baldwin, Cle. Browns, AFC.....	28	753	26.9	85	1
1993	Robert Brooks, Green Bay, NFC.....	23	611	26.6	95	1
	*Raghib Ismail, L.A. Raiders, AFC.....	25	605	24.2	66	0
1992	Jon Vaughn, New England, AFC.....	20	564	28.2	100	1
	Deion Sanders, Atlanta, NFC.....	40	1,067	26.7	99	2
1991	Mel Gray, Detroit, NFC.....	36	929	25.8	71	0
	Nate Lewis, S.D. Chargers, AFC.....	23	578	25.1	95	1
1990	Kevin Clark, Denver, AFC.....	20	505	25.3	75	0
	David Meggett, N.Y. Giants, NFC.....	21	492	23.4	58	0
1989	Rod Woodson, Pittsburgh, AFC.....	36	982	27.3	84	1
	Mel Gray, Detroit, NFC.....	24	640	26.7	57	0
1988	*Tim Brown, L.A. Raiders, AFC.....	41	1,098	26.8	97	1
	Donnie Elder, Tampa Bay, NFC.....	34	772	22.7	51	0
1987	Sylvester Stamps, Atlanta, NFC.....	24	660	27.5	97	1
	Paul Palmer, Kansas City, AFC.....	38	923	24.3	95	2
1986	Dennis Gentry, Chi. Bears, NFC.....	20	576	28.8	91	1
	Lupe Sanchez, Pittsburgh, AFC.....	25	591	23.6	64	0
1985	Ron Brown, L.A. Rams, NFC.....	28	918	32.8	98	3
	Glen Young, Cle. Browns, AFC.....	35	898	25.7	63	0
1984	*Bobby Humphery, N.Y. Jets, AFC.....	22	675	30.7	97	1
	Barry Redden, L.A. Rams, NFC.....	23	530	23.0	40	0
1983	Fulton Walker, Miami, AFC.....	36	962	26.7	78	0
	Darrin Nelson, Minnesota, NFC.....	18	445	24.7	50	0
1982	*Mike Mosley, Buffalo, AFC.....	18	487	27.1	66	0
	Alvin Hall, Detroit, NFC.....	16	426	26.6	96	1
1981	Mike Nelms, Washington, NFC.....	37	1,099	29.7	84	0
	Carl Roaches, Hou. Oilers, AFC.....	28	769	27.5	96	1
1980	Horace Ivory, New England, AFC.....	36	992	27.6	98	1
	Rich Mauti, New Orleans, NFC.....	31	798	25.7	52	0
1979	Larry Brunson, Oakland, AFC.....	17	441	25.9	89	0
	Jimmy Edwards, Minnesota, NFC.....	44	1,103	25.1	83	0
1978	Steve Odom, Green Bay, NFC.....	25	677	27.1	95	1
	*Keith Wright, Cle. Browns, AFC.....	30	789	26.3	86	0
1977	*Raymond Clayborn, New England, AFC.....	28	869	31.0	101	3
	*Wilbert Montgomery, Philadelphia, NFC.....	23	619	26.9	99	1
1976	*Duriel Harris, Miami, AFC.....	17	559	32.9	69	0
	Cullen Bryant, L.A. Rams, NFC.....	16	459	28.7	90	1
1975	*Walter Payton, Chi. Bears, NFC.....	14	444	31.7	70	0
	Harold Hart, Oakland, AFC.....	17	518	30.5	102	1
1974	Terry Metcalf, St.L. Cardinals, NFC.....	20	623	31.2	94	1
	Greg Pruitt, Cle. Browns, AFC.....	22	606	27.5	88	1
1973	Carl Garrett, Chi. Bears, NFC.....	16	486	30.4	67	0

YEARLY STATISTICAL LEADERS

Year	Player, Team	No.	Yards	Avg.	Long	TD
	*Wallace Francis, Buffalo, AFC	23	687	29.9	101	2
1972	Ron Smith, Chi. Bears, NFC	30	924	30.8	94	1
	*Bruce Laird, Bal. Colts, AFC	29	843	29.1	73	0
1971	Travis Williams, L.A. Rams, NFC	25	743	29.7	105	1
	Eugene (Mercury) Morris, Miami, AFC	15	423	28.2	94	1
1970	Jim Duncan, Bal. Colts, AFC	20	707	35.4	99	1
	Cecil Turner, Chi. Bears, NFC	23	752	32.7	96	4
1969	Bobby Williams, Detroit, NFL	17	563	33.1	96	1
	*Bill Thompson, Denver, AFL	18	513	28.5	63	0
1968	Preston Pearson, Bal. Colts, NFL	15	527	35.1	102	2
	*George Atkinson, Oakland, AFL	32	802	25.1	60	0
1967	*Travis Williams, Green Bay, NFL	18	739	41.1	104	4
	*Zeke Moore, Hou. Oilers, AFL	14	405	28.9	92	1
1966	Gale Sayers, Chi. Bears, NFL	23	718	31.2	93	2
	*Goldie Sellers, Denver, AFL	19	541	28.5	100	2
1965	Tommy Watkins, Detroit, NFL	17	584	34.4	94	0
	Abner Haynes, Denver, AFL	34	901	26.5	60	0
1964	*Clarence Childs, N.Y. Giants, NFL	34	987	29.0	100	1
	Bo Roberson, Oakland, AFL	36	975	27.1	59	0
1963	Abe Woodson, San Francisco, NFL	29	935	32.2	103	3
	Bobby Jancik, Hou. Oilers, AFL	45	1,317	29.3	53	0
1962	Abe Woodson, San Francisco, NFL	37	1,157	31.3	79	0
	*Bobby Jancik, Hou. Oilers, AFL	24	826	30.3	61	0
1961	Dick Bass, L.A. Rams, NFL	23	698	30.3	64	0
	*Dave Grayson, Dall. Texans, AFL	16	453	28.3	73	0
1960	*Tom Moore, Green Bay, NFL	12	397	33.1	84	0
	Ken Hall, Hou. Oilers, AFL	19	594	31.3	104	1
1959	Abe Woodson, San Francisco	13	382	29.4	105	1
1958	Ollie Matson, Chi. Cardinals	14	497	35.5	101	2
1957	*Jon Arnett, L.A. Rams	18	504	28.0	98	1
1956	*Tom Wilson, L.A. Rams	15	477	31.8	103	1
1955	Al Carmichael, Green Bay	14	418	29.9	100	1
1954	Billy Reynolds, Cle. Browns	14	413	29.5	51	0
1953	Joe Arenas, San Francisco	16	551	34.4	82	0
1952	Lynn Chandnois, Pittsburgh	17	599	35.2	93	2
1951	Lynn Chandnois, Pittsburgh	12	390	32.5	55	0
1950	Verda (Vitamin T) Smith, L.A. Rams	22	742	33.7	97	3
1949	*Don Doll, Detroit	21	536	25.5	56	0
1948	*Joe Scott, N.Y. Giants	20	569	28.5	99	1
1947	Eddie Saenz, Washington	29	797	27.5	94	2
1946	Abe Karnofsky, Boston	21	599	28.5	97	1
1945	Steve Van Buren, Philadelphia	13	373	28.7	98	1
1944	Bob Thurbon, Card.-Pitt	12	291	24.3	55	0
1943	Ken Heineman, Brooklyn	16	444	27.8	69	0
1942	Marshall Goldberg, Chi. Cardinals	15	393	26.2	95	1
1941	Marshall Goldberg, Chi. Cardinals	12	290	24.2	41	0

*First season of professional football

ANNUAL INTERCEPTION LEADERS

Year	Player, Team	No.	Yards	TD	Year	Player, Team	No.	Yards	TD
2020	Xavier Howard, Miami, AFC	10	77	0	2011	Devin McCourty, New England, AFC	5	53	0
	Harrison Smith, Minnesota, NFC	5	33	0		Kyle Arrington, New England, AFC	7	92	0
	Quandre Diggs, Seattle, NFC	5	57	0		Eric Weddle, S.D. Chargers, AFC	7	89	0
2019	Stephon Gilmore, New England, AFC	6	126	2		Charles Woodson, Green Bay, NFC	7	63	1
	Tre Davious White, Buffalo, AFC	6	57	0	2010	Ed Reed, Bal. Ravens, AFC	8	183	0
	Anthony Harris, Minnesota, NFC	6	42	1		Asante Samuel, Philadelphia, NFC	7	70	0
2018	Xavier Howard, Miami, AFC	7	52	0	2009	*Jairus Byrd, Buffalo, AFC	9	118	0
	Damontae Kazee, Atlanta, NFC	7	54	0		Asante Samuel, Philadelphia, NFC	9	117	0
	Kyle Fuller, Chi. Bears, NFC	7	52	0		Darren Sharper, New Orleans, NFC	9	376	3
2017	Kevin Byard, Tennessee, AFC	8	130	0		Charles Woodson, Green Bay, NFC	9	179	3
	Darius Slay, Detroit, NFC	8	73	0	2008	Ed Reed, Bal. Ravens, AFC	9	264	2
2016	Casey Hayward, S.D. Chargers, AFC	7	102	1		Nick Collins, Green Bay, NFC	7	295	3
	Dominique Rodgers-Cromartie, N.Y. Giants, NFC	6	28	0		Charles Woodson, Green Bay, NFC	7	169	2
2015	Reggie Nelson, Cincinnati, AFC	8	115	0	2007	Antonio Cromartie, S.D. Chargers, AFC	10	144	1
	*Marcus Peters, Kansas City, AFC	8	280	2		O.J. Atogwe, ST.L. Rams, NFC	8	125	1
	Kurt Coleman, Carolina, NFC	7	89	1	2006	Champ Bailey, Denver, AFC	10	162	1
	Trumaine Johnson, ST.L. Rams, NFC	7	136	1		Asante Samuel, New England, AFC	10	120	0
2014	Glover Quin, Detroit, NFC	7	117	0		Walt Harris, San Francisco, NFC	8	84	1
	Tashaun Gipson, Cle. Browns, AFC	6	158	1		Charles Woodson, Green Bay, NFC	8	61	1
2013	Richard Sherman, Seattle, NFC	8	125	1	2005	Ty Law, N.Y. Jets, AFC	10	195	1
	Tashaun Gipson, Cle. Browns, AFC	5	143	1		Deltha O'Neal, Cincinnati, AFC	10	103	0
	*Logan Ryan, New England, AFC	5	82	1		Darren Sharper, Minnesota, NFC	9	276	2
	Alterraun Verner, Tennessee, AFC	5	68	1	2004	Ed Reed, Bal. Ravens, AFC	9	358	1
2012	Tim Jennings, Chi. Bears, NFC	9	105	1		Ken Lucas, Seattle, NFC	6	46	1
	Jairus Byrd, Buffalo, AFC	5	81	0		*Chris Gamble, Carolina, NFC	6	15	0

YEARLY STATISTICAL LEADERS

Year	Player, Team	No.	Yards	TD	Year	Player, Team	No.	Yards	TD
2003	Tony Parrish, San Francisco, NFC	9	202	0	1976	Monte Jackson, L.A. Rams, NFC	10	173	3
	Brian Russell, Minnesota, AFC	9	185	0		Ken Riley, Cincinnati, AFC	9	141	1
	Ed Reed, Bal. Ravens, AFC	7	132	1	1975	Mel Blount, Pittsburgh, AFC	11	121	0
	Marcus Coleman, Hou. Texans, AFC	7	95	0		Paul Krause, Minnesota, NFC	10	201	0
	Patrick Surtain, Miami, AFC	7	59	0	1974	Emmitt Thomas, Kansas City, AFC	12	214	2
2002	Rod Woodson, Oakland, AFC	8	225	2		Ray Brown, Atlanta, NFC	8	164	1
	Brian Kelly, Tampa Bay, NFC	8	68	0	1973	Dick Anderson, Miami, AFC	8	163	2
2001	*Anthony Henry, Cle. Browns, AFC	10	177	1		Mike Wagner, Pittsburgh, AFC	8	134	0
	Ronde Barber, Tampa Bay, NFC	10	86	1		Bobby Bryant, Minnesota, NFC	7	105	1
2000	Darren Sharper, Green Bay, NFC	9	109	0	1972	Bill Bradley, Philadelphia, NFC	9	73	0
	Samari Rolle, Tennessee, AFC	7	140	1		Mike Sensibaugh, Kansas City, AFC	8	65	0
	Brian Walker, Miami, AFC	7	80	0	1971	Bill Bradley, Philadelphia, NFC	11	248	0
1999	Rod Woodson, Bal. Ravens, AFC	7	195	2		Ken Houston, Hou. Oilers, AFC	9	220	4
	Sam Madison, Miami, AFC	7	164	1	1970	Johnny Robinson, Kansas City, AFC	10	155	0
	James Hasty, Kansas City, AFC	7	98	2		Dick LeBeau, Detroit, NFC	9	96	0
	Donnie Abraham, Tampa Bay, NFC	7	115	2	1969	Mel Renfro, Dallas, NFL	10	118	0
	Troy Vincent, Philadelphia, NFC	7	91	0		Emmitt Thomas, Kansas City, AFL	9	146	1
1998	Ty Law, New England, AFC	9	133	1	1968	Dave Grayson, Oakland, AFL	10	195	1
	Kwamie Lassiter, Arizona, NFC	8	80	0		Willie Williams, N.Y. Giants, NFL	10	103	0
1997	Ryan McNeil, St.L. Rams, NFC	9	127	1	1967	Miller Farr, Hou. Oilers, AFL	10	264	3
	Mark McMillian, Kansas City, AFC	8	274	3		*Lem Barney, Detroit, NFL	10	232	3
	Darryl Williams, Seattle, AFC	8	172	1		Tom Janik, Buffalo, AFL	10	222	2
1996	Tyrone Braxton, Denver, AFC	9	128	1		Dave Whitsett, New Orleans, NFL	10	178	2
	Keith Lyle, St.L. Rams, NFC	9	152	0		Dick Westmoreland, Miami, AFL	10	127	1
1995	*Orlando Thomas, Minnesota, NFC	9	108	1	1966	Larry Wilson, St.L. Cardinals, NFL	10	180	2
	Willie Williams, Pittsburgh, AFC	7	122	1		Johnny Robinson, Kansas City, AFL	10	136	1
1994	Eric Turner, Cle. Browns, AFC	9	199	1		Bobby Hunt, Kansas City, AFL	10	113	0
	Aeneas Williams, Arizona, NFC	9	89	0	1965	W.K. Hicks, Hou. Oilers, AFL	9	156	0
1993	Eugene Robinson, Seattle, AFC	9	80	0		Bobby Boyd, Bal. Colts, NFL	9	78	1
	Nate Odomes, Buffalo, AFC	9	65	0	1964	Dainard Paulson, N.Y. Jets, AFL	12	157	1
	Deion Sanders, Atlanta, NFC	7	91	0		*Paul Krause, Washington, NFL	12	140	1
1992	Henry Jones, Buffalo, AFC	8	263	2	1963	Fredrick Hou. Oilers, AFL	12	180	1
	Audray McMillian, Minnesota, NFC	8	157	2		Dick Lynch, N.Y. Giants, NFL	9	251	3
1991	Ronnie Lott, L.A. Raiders, AFC	8	52	0		Roosevelt Taylor, Chi. Bears, NFL	9	172	1
	Ray Crockett, Detroit, NFC	6	141	1	1962	Lee Riley, N.Y. Titans, AFL	11	122	0
	Deion Sanders, Atlanta, NFC	6	119	1		Willie Wood, Green Bay, NFL	9	132	0
	*Aeneas Williams, Phoenix, NFC	6	60	0	1961	Billy Atkins, Buffalo, AFL	10	158	0
	Tim McKyer, Atlanta, NFC	6	24	0		Dick Lynch, N.Y. Giants, NFL	9	60	0
1990	*Mark Carrier, Chi. Bears, NFC	10	39	0	1960	*Austin (Goose) Gonsoulin, Denver, AFL	11	98	0
	Richard Johnson, Hou. Oilers, AFC	8	100	1		Dave Baker, San Francisco, NFL	10	96	0
1989	Felix Wright, Cle. Browns, AFC	9	91	1		Jerry Norton, St.L. Cardinals, NFL	10	96	0
	Eric Allen, Philadelphia, NFC	8	38	0	1959	Dean Derby, Pittsburgh	7	127	0
1988	Scott Case, Atlanta, NFC	10	47	0		Milt Davis, Bal. Colts	7	119	1
	Erik McMillan, N.Y. Jets, AFC	8	168	2		Don Shinnick, Bal. Colts	7	70	0
1987	Barry Wilburn, Washington, NFC	9	135	1	1958	Jim Patton, N.Y. Giants	11	183	0
	Mike Prior, Indianapolis, AFC	6	57	0	1957	Milt Davis, Bal. Colts	10	219	2
	Mark Kelso, Buffalo, AFC	6	25	0		Jack Christiansen, Detroit	10	137	1
	Keith Bostic, Hou. Oilers, AFC	6	-14	0		Jack Butler, Pittsburgh	10	85	0
1986	Ronnie Lott, San Francisco, NFC	10	134	1	1956	Linden Crow, Chi. Cardinals	11	170	0
	Deron Cherry, Kansas City, AFC	9	150	0	1955	Will Sherman, L.A. Rams	11	101	0
1985	Everson Walls, Dallas, NFC	9	31	0	1954	Dick (Night Train) Lane, Chi. Cardinals	10	181	0
	Albert Lewis, Kansas City, AFC	8	59	0	1953	Jack Christiansen, Detroit	12	238	1
	Eugene Daniel, Indianapolis, AFC	8	53	0	1952	*Dick (Night Train) Lane, L.A. Rams	14	298	2
1984	Ken Easley, Seattle, AFC	10	126	2	1951	Otto Schnellbacher, N.Y. Giants	11	194	2
	*Tom Flynn, Green Bay, NFC	9	106	0	1950	Orban (Spec) Sanders, N.Y. Yanks	13	199	0
1983	Mark Murphy, Washington, NFC	9	127	0	1949	Bob Nussbaumer, Chi. Cardinals	12	157	0
	Ken Riley, Cincinnati, AFC	8	89	2	1948	*Dan Sandifer, Washington	13	258	2
	Vann McElroy, L.A. Raiders, AFC	8	68	0	1947	Frank Reagan, N.Y. Giants	10	203	0
1982	Everson Walls, Dallas, NFC	7	61	0		Frank Seno, Boston	10	100	0
	Ken Riley, Cincinnati, AFC	5	88	1	1946	Bill Dudley, Pittsburgh	10	242	1
	Bobby Jackson, N.Y. Jets, AFC	5	84	1	1945	Roy Zimmerman, Philadelphia	7	90	0
	Dwayne Woodruff, Pittsburgh, AFC	5	53	0	1944	*Howard Livingston, N.Y. Giants	9	172	1
	Donnie Shell, Pittsburgh, AFC	5	27	0	1943	Sammy Baugh, Washington	11	112	0
1981	*Everson Walls, Dallas, NFC	11	133	0	1942	Clyde (Bulldog) Turner, Chi. Bears	8	96	1
	John Harris, Seattle, AFC	10	155	2	1941	Marshall Goldberg, Chi. Cardinals	7	54	0
1980	Lester Hayes, Oakland, AFC	13	273	1		*Art Jones, Pittsburgh	7	35	0
	Nolan Cromwell, L.A. Rams, NFC	8	140	1	1940	Clarence (Ace) Parker, Brooklyn	6	146	1
1979	Mike Reinfeldt, Hou. Oilers, AFC	12	205	0		Kent Ryan, Detroit	6	65	0
	Lemar Parrish, Washington, NFC	9	65	0		Don Hutson, Green Bay	6	24	0
1978	Thom Darden, Cle. Browns, AFC	10	200	0					
	Ken Stone, St.L. Cardinals, NFC	9	139	0					
	Willie Buchanon, Green Bay, NFC	9	93	1					
1977	Lyle Blackwood, Bal. Colts, AFC	10	163	0					
	Roland Lawrence, Atlanta, NFC	7	138	0					

*First season of professional football.

YEARLY STATISTICAL LEADERS

ANNUAL PUNTING LEADERS

Year	Player, Team	No.	Avg.	Long
2020	Corey Bojorquez, Buffalo, AFC.....	41	50.8	72
	Michael Dickson, Seattle, NFC.....	61	49.6	67
2019	Tress Way, Washington, NFC.....	79	49.6	79
	Brett Kern, Tennessee, AFC.....	78	47.1	70
2018	Andy Lee, Arizona, NFC.....	94	48.6	64
	Sam Koch, Bal. Ravens, AFC.....	60	47.4	65
2017	Brett Kern, Tennessee, AFC.....	75	49.7	74
	Johnny Hekker, L.A. Rams, NFC.....	65	47.9	70
2016	Pat McAfee, Indianapolis, AFC.....	55	49.3	74
	Sam Martin, Detroit, NFC.....	62	48.5	63
2015	Johnny Hekker, St.L. Rams, NFC.....	96	47.9	68
	Pat McAfee, Indianapolis, AFC.....	85	47.7	63
2014	*Tress Way, Washington, NFC.....	77	47.5	77
	Bryan Anger, Jacksonville, AFC.....	94	47.5	69
2013	Marquette King, Oakland, AFC.....	84	48.9	66
	Andy Lee, San Francisco, NFC.....	79	48.2	62
2012	Brandon Fields, Miami, AFC.....	74	50.2	67
	Thomas Morstead, New Orleans, NFC.....	74	50.1	70
2011	Andy Lee, San Francisco, NFC.....	78	50.9	68
	Shane Lechler, Oakland, AFC.....	78	50.8	80
2010	Mat McBriar, Dallas, NFC.....	65	47.9	65
	Shane Lechler, Oakland, AFC.....	77	47.0	68
2009	Shane Lechler, Oakland, AFC.....	96	51.1	70
	Andy Lee, San Francisco, NFC.....	99	47.6	64
2008	Donnie Jones, St.L. Rams, AFC.....	82	50.0	68
	Shane Lechler, Oakland, AFC.....	90	48.8	70
2007	Shane Lechler, Oakland, AFC.....	73	49.1	70
	Andy Lee, San Francisco, NFC.....	105	47.3	74
2006	Mat McBriar, Dallas, NFC.....	56	48.2	75
	Shane Lechler, Oakland, AFC.....	77	47.5	67
2005	Brian Moorman, Buffalo, AFC.....	71	45.7	68
	Josh Bidwell, Tampa Bay, NFC.....	90	45.6	61
2004	Shane Lechler, Oakland, AFC.....	73	46.7	67
	Tom Tupa, Washington, NFC.....	103	44.1	61
2003	Shane Lechler, Oakland, AFC.....	96	46.9	73
	Todd Sauerbrun, Carolina, NFC.....	77	44.6	64
2002	Todd Sauerbrun, Carolina, NFC.....	104	45.5	67
	Chris Hanson, Jacksonville, AFC.....	81	44.2	64
2001	Todd Sauerbrun, Carolina, NFC.....	93	47.5	73
	Shane Lechler, Oakland, AFC.....	73	46.2	65
2000	Darren Bennett, S.D. Chargers, AFC.....	92	46.2	66
	Mitch Berger, Minnesota, NFC.....	62	44.7	60
1999	Tom Rouen, Denver, AFC.....	84	46.5	65
	Mitch Berger, Minnesota, NFC.....	61	45.4	75
1998	Craig Henrich, Tennessee, AFC.....	69	47.2	71
	Mark Royals, New Orleans, NFC.....	88	45.6	64
1997	Mark Royals, New Orleans, NFC.....	88	45.9	66
	Tom Tupa, New England, AFC.....	78	45.8	73
1996	John Kidd, Miami, AFC.....	78	46.3	63
	Matt Turk, Washington, NFC.....	75	45.1	63
1995	Rick Tuten, Seattle, AFC.....	83	45.0	73
	Sean Landeta, St.L. Rams, NFC.....	83	44.3	63
1994	Sean Landeta, L.A. Rams, NFC.....	78	44.8	62
	Jeff Gossett, L.A. Raiders, AFC.....	77	43.9	65
1993	Greg Montgomery, Hou. Oilers, AFC.....	54	45.6	77
	Jim Arnold, Detroit, NFC.....	72	44.5	68
1992	Greg Montgomery, Hou. Oilers, AFC.....	53	46.9	66
	Harry Newsome, Minnesota, NFC.....	72	45.0	84
1991	Reggie Roby, Miami, AFC.....	54	45.7	64
	Harry Newsome, Minnesota, AFC.....	68	45.5	65
1990	Mike Horan, Denver, AFC.....	58	44.4	67
	Sean Landeta, N.Y. Giants, NFC.....	75	44.1	67
1989	Rich Camarillo, Phoenix, NFC.....	76	43.4	58
	Greg Montgomery, Hou. Oilers, AFC.....	56	43.3	63
1988	Harry Newsome, Pittsburgh, AFC.....	65	45.4	62
	Jim Arnold, Detroit, NFC.....	97	42.4	69
1987	Rick Donnelly, Atlanta, NFC.....	61	44.0	62
	Ralf Mojsiejenko, S.D. Chargers, AFC.....	67	42.9	57
1986	Rohn Stark, Indianapolis, AFC.....	76	45.2	63
	Sean Landeta, N.Y. Giants, NFC.....	79	44.8	61
1985	Rohn Stark, Indianapolis, AFC.....	78	45.9	68
	*Rick Donnelly, Atlanta, NFC.....	59	43.6	68

Year	Player, Team	Sacks
1984	Jim Arnold, Kansas City, AFC.....	98 44.9 63
	*Brian Hansen, New Orleans, NFC.....	69 43.8 66
1983	Rohn Stark, Bal. Colts, AFC.....	91 45.3 68
	Frank Garcia, Tampa Bay, NFC.....	95 42.2 64
1982	Luke Prestridge, Denver, AFC.....	45 45.0 65
	Carl Birdsong, St.L. Cardinals, NFC.....	54 43.8 65
1981	Pat McInally, Cincinnati, AFC.....	72 45.4 62
	Tom Skladany, Detroit, NFC.....	64 43.5 74
1980	Dave Jennings, N.Y. Giants, NFC.....	94 44.8 63
	Luke Prestridge, Denver, AFC.....	70 43.9 57
1979	*Bob Grupp, Kansas City, AFC.....	89 43.6 74
	Dave Jennings, N.Y. Giants, NFC.....	104 42.7 72
1978	Pat McInally, Cincinnati, AFC.....	91 43.1 65
	*Tom Skladany, Detroit, NFC.....	86 42.5 63
1977	Ray Guy, Oakland, AFC.....	59 43.3 74
	Tom Blanchard, New Orleans, NFC.....	82 42.4 66
1976	Marv Bateman, Buffalo, AFC.....	86 42.8 78
	John James, Atlanta, NFC.....	101 42.1 67
1975	Ray Guy, Oakland, AFC.....	68 43.8 64
	Herman Weaver, Detroit, NFC.....	80 42.0 61
1974	Ray Guy, Oakland, AFC.....	74 42.2 66
	Tom Blanchard, New Orleans, NFC.....	88 42.1 71
1973	Jerrel Wilson, Kansas City, AFC.....	80 45.5 68
	*Tom Wittum, San Francisco, NFC.....	79 43.7 62
1972	Jerrel Wilson, Kansas City, AFC.....	66 44.8 69
	Dave Chapple, L.A. Rams, NFC.....	53 44.2 70
1971	Dave Lewis, Cincinnati, AFC.....	72 44.8 56
	Tom McNeill, Philadelphia, NFC.....	73 42.0 64
1970	Dave Lewis, Cincinnati, AFC.....	79 46.2 63
	*Julian Fagan, New Orleans, NFC.....	77 42.5 64
1969	David Lee, Bal. Colts, NFL.....	57 45.3 66
	Dennis Partee, S.D. Chargers, AFL.....	71 44.6 62
1968	Jerrel Wilson, Kansas City, AFL.....	63 45.1 70
	Billy Lothridge, Atlanta, NFL.....	75 44.3 70
1967	Bob Scarpitto, Denver, AFL.....	105 44.9 73
	Billy Lothridge, Atlanta, NFL.....	87 43.7 62
1966	Bob Scarpitto, Denver, AFL.....	76 45.8 70
	*David Lee, Bal. Colts, NFL.....	49 45.6 64
1965	Gary Collins, Cle. Browns, NFL.....	65 46.7 71
	Jerrel Wilson, Kansas City, AFL.....	69 45.4 64
1964	Bobby Walden, Minnesota, NFL.....	72 46.4 73
	Jim Fraser, Denver, AFL.....	73 44.2 67
1963	Yale Lary, Detroit, NFL.....	35 48.9 73
	Jim Fraser, Denver, AFL.....	81 44.4 66
1962	Tommy Davis, San Francisco, NFL.....	48 45.6 82
	Jim Fraser, Denver, AFL.....	55 43.6 75
1961	Yale Lary, Detroit, NFL.....	52 48.4 71
	Billy Atkins, Buffalo, AFL.....	85 44.5 70
1960	Jerry Norton, St.L. Cardinals, NFL.....	39 45.6 62
	*Paul Maguire, L.A. Chargers, AFL.....	43 40.5 61
1959	Yale Lary, Detroit.....	45 47.1 67
1958	Sam Baker, Washington.....	48 45.4 64
1957	Don Chandler, N.Y. Giants.....	60 44.6 61
1956	Norm Van Brocklin, L.A. Rams.....	48 43.1 72
1955	Norm Van Brocklin, L.A. Rams.....	60 44.6 61
1954	Pat Brady, Pittsburgh.....	66 43.2 72
1953	Pat Brady, Pittsburgh.....	80 46.9 64
1952	Horace Gillom, Cle. Browns.....	61 45.7 73
1951	Horace Gillom, Cle. Browns.....	73 45.5 66
1950	*Fred (Curly) Morrison, Chi. Bears.....	57 43.3 65
1949	*Mike Boyda, N.Y. Bulldogs.....	56 44.2 61
1948	Joe Muha, Philadelphia.....	57 47.3 82
1947	Jack Jacobs, Green Bay.....	57 43.5 74
1946	Roy McKay, Green Bay.....	64 42.7 64
1945	Roy McKay, Green Bay.....	44 41.2 73
1944	Frank Sinkwich, Detroit.....	45 41.0 73
1943	Sammy Baugh, Washington.....	50 45.9 81
1942	Sammy Baugh, Washington.....	37 48.2 74
1941	Sammy Baugh, Washington.....	30 48.7 75
1940	Sammy Baugh, Washington.....	35 51.4 85
1939	*Parker Hall, Cle. Rams.....	58 40.8 80

*First season of professional football.

YEARLY STATISTICAL LEADERS

ANNUAL LEADERS IN SACKS (SINCE 1982)

Year	Player, Team	Sacks
2020	T.J. Watt, Pittsburgh, AFC	15.0
	Aaron Donald, L.A. Rams, NFC	13.5
	Trey Hendrickson, New Orleans, NFC	13.5
2019	Shaquil Barrett, Tampa Bay, NFC	19.5
	T.J. Watt, Pittsburgh, AFC	14.5
2018	Aaron Donald, L.A. Rams, NFC	20.5
	J.J. Watt, Hou. Texans, AFC	16.0
2017	Chandler Jones, Arizona, NFC	17.0
	Calais Campbell, Jacksonville, AFC	14.5
2016	Vic Beasley, Atlanta, NFC	15.5
	Von Miller, Denver, AFC	13.5
2015	J.J. Watt, Hou. Texans, AFC	17.5
	Ezekiel Ansah, Detroit, NFC	14.5
2014	Justin Houston, Kansas City, AFC	22.0
	Connor Barwin, Philadelphia, NFC	14.5
2013	Robert Mathis, Indianapolis, AFC	19.5
	Robert Quinn, St.L. Rams, NFC	19.0
2012	J.J. Watt, Hou. Texans, AFC	20.5
	Aldon Smith, San Francisco, NFC	19.5
2011	Jared Allen, Minnesota, NFC	22.0
	Terrell Suggs, Bal. Ravens, AFC	14.0
2010	DeMarcus Ware, Dallas, NFC	15.5
	Tamba Hali, Kansas City, AFC	14.5
2009	Elvis Dumervil, Denver, AFC	17.0
	Jared Allen, Minnesota, NFC	14.5
2008	DeMarcus Ware, Dallas, NFC	20.0
	Joey Porter, Miami, AFC	17.5
2007	Jared Allen, Kansas City, AFC	15.5
	Patrick Kerney, Seattle, NFC	14.5
2006	Shawne Merriman, S.D. Chargers, AFC	17.0
	Aaron Kampman, Green Bay, NFC	15.5
2005	Derrick Burgess, Oakland, AFC	16.0
	Osi Umenyiora, N.Y. Giants, NFC	14.5
2004	Dwight Freeney, Indianapolis, AFC	16.0
	Bertrand Berry, Arizona, NFC	14.5
2003	Michael Strahan, N.Y. Giants, NFC	18.5
	Adewale Ogunleye, Miami, AFC	15.0
2002	Jason Taylor, Miami, AFC	18.5
	Simeon Rice, Tampa Bay, NFC	15.5
2001	Michael Strahan, N.Y. Giants, NFC	22.5
	Peter Boulware, Bal. Ravens, AFC	15.0
2000	La'Roi Glover, New Orleans, NFC	17.0
	Trace Armstrong, Miami, AFC	16.5
1999	Kevin Carter, St.L. Rams, NFC	17.0
	*Jevon Kearse, Tennessee, AFC	14.5
1998	Michael Sinclair, Seattle, AFC	16.5
	Reggie White, Green Bay, NFC	16.0
1997	John Randle, Minnesota, NFC	15.5
	Bruce Smith, Buffalo, AFC	14.0
1996	Kevin Greene, Carolina, NFC	14.5
	Michael McCrary, Seattle, AFC	13.5
	Bruce Smith, Buffalo, AFC	13.5
1995	Bryce Paup, Buffalo, AFC	17.5
	William Fuller, Philadelphia, NFC	13.0
	Wayne Martin, New Orleans, NFC	13.0
1994	Kevin Greene, Pittsburgh, AFC	14.0
	Ken Harvey, Washington, NFC	13.5
	John Randle, Minnesota, NFC	13.5
1993	Neil Smith, Kansas City, AFC	15.0
	Renaldo Turnbull, New Orleans, NFC	13.0
	Reggie White, Green Bay, NFC	13.0
1992	Clyde Simmons, Philadelphia, NFC	19.0
	Leslie O'Neal, S.D. Chargers, AFC	17.0
1991	Pat Swilling, New Orleans, NFC	17.0
	William Fuller, Hou. Oilers, AFC	15.0
1990	Derrick Thomas, Kansas City, AFC	20.0
	Charles Haley, San Francisco, NFC	16.0
1989	Chris Doleman, Minnesota, NFC	21.0
	Lee Williams, S.D. Chargers, AFC	14.0
1988	Reggie White, Philadelphia, NFC	18.0
	Greg Townsend, L.A. Raiders, AFC	11.5
1987	Reggie White, Philadelphia, NFC	21.0
	Andre Tippett, New England, AFC	12.5

Year	Team	Points
1986	Lawrence Taylor, N.Y. Giants, NFC	20.5
	Sean Jones, L.A. Raiders, AFC	15.5
1985	Richard Dent, Chi. Bears, NFC	17.0
	Andre Tippett, New England, AFC	16.5
1984	Mark Gastineau, N.Y. Jets, AFC	22.0
	Richard Dent, Chi. Bears, NFC	17.5
1983	Mark Gastineau, N.Y. Jets, AFC	19.0
	Fred Dean, San Francisco, NFC	17.5
1982	Doug Martin, Minnesota, NFC	11.5
	Jesse Baker, Hou. Oilers, AFC	7.5

*First season of professional football.

POINTS SCORED

Year	Team	Points
2020	Green Bay, NFC	509
	Buffalo, AFC	501
2019	Bal. Ravens, AFC	531
	San Francisco, NFC	479
2018	Kansas City, AFC	565
	L.A. Rams, NFC	527
2017	L.A. Rams, NFC	478
	New England, AFC	458
2016	Atlanta, NFC	540
	New England, AFC	441
2015	Carolina, NFC	500
	New England, AFC	465
2014	Green Bay, NFC	486
	Denver, AFC	482
2013	Denver, AFC	606
	Chi. Bears, NFC	445
2012	New England, AFC	557
	New Orleans, NFC	461
2011	Green Bay, NFC	560
	New England, AFC	513
2010	New England, AFC	518
	Philadelphia, NFC	439
2009	New Orleans, NFC	510
	S.D. Chargers, AFC	454
2008	New Orleans, NFC	463
	S.D. Chargers, AFC	439
2007	New England, AFC	589
	Dallas, NFC	455
2006	S.D. Chargers, AFC	492
	Chi. Bears, NFC	427
2005	Seattle, NFC	452
	Indianapolis, AFC	439
2004	Indianapolis, AFC	522
	Green Bay, NFC	424
2003	Kansas City, AFC	484
	St.L. Rams, NFC	447
2002	Kansas City, AFC	467
	New Orleans, NFC	432
2001	St.L. Rams, NFC	503
	Indianapolis, AFC	413
2000	St.L. Rams, NFC	540
	Denver, AFC	485
1999	St.L. Rams, NFC	526
	Indianapolis, AFC	423
1998	Minnesota, NFC	556
	Denver, AFC	501
1997	Denver, AFC	472
	Green Bay, NFC	422
1996	Green Bay, NFC	456
	New England, AFC	418
1995	San Francisco, NFC	457
	Pittsburgh, AFC	407
1994	San Francisco, NFC	505
	Miami, AFC	389
1993	San Francisco, NFC	473
	Denver, AFC	373
1992	San Francisco, NFC	431
	Buffalo, AFC	381

YEARLY STATISTICAL LEADERS

Year	Team	Points	Year	Team	Points
1991	Washington, NFC	485	1950	L.A. Rams	466
	Buffalo, AFC	458	1949	Philadelphia	364
1990	Buffalo, AFC	428	1948	Chi. Cardinals	395
	Philadelphia, NFC	396	1947	Chi. Bears	363
1989	San Francisco, NFC	442	1946	Chi. Bears	289
	Buffalo, AFC	409	1945	Philadelphia	272
1988	Cincinnati, AFC	448	1944	Philadelphia	267
	L.A. Rams, NFC	407	1943	Chi. Bears	303
1987	San Francisco, NFC	459	1942	Chi. Bears	376
	Cle. Browns, AFC	390	1941	Chi. Bears	396
1986	Miami, AFC	430	1940	Washington	245
	Minnesota, NFC	398	1939	Chi. Bears	298
1985	S.D. Chargers, AFC	467	1938	Green Bay	223
	Chi. Bears, NFC	456	1937	Green Bay	220
1984	Miami, AFC	513	1936	Green Bay	248
	San Francisco, NFC	475	1935	Chi. Bears	192
1983	Washington, NFC	541	1934	Chi. Bears	286
	L.A. Raiders, AFC	442	1933	N.Y. Giants	244
1982	S.D. Chargers, AFC	288	1932	Chi. Bears	160
	Dallas, NFC	226			
	Green Bay, NFC	226			
1981	S.D. Chargers, AFC	478			
	Atlanta, NFC	426			
1980	Dallas, NFC	454			
	New England, AFC	441			
1979	Pittsburgh, AFC	416			
	Dallas, NFC	371			
1978	Dallas, NFC	384			
	Miami, AFC	372			
1977	Oakland, AFC	351			
	Dallas, NFC	345			
1976	Bal. Colts, AFC	417			
	L.A. Rams, NFC	351			
1975	Buffalo, AFC	420			
	Minnesota, NFC	377			
1974	Oakland, AFC	355			
	Washington, NFC	320			
1973	L.A. Rams, NFC	388			
	Denver, AFC	354			
1972	Miami, AFC	385			
	San Francisco, NFC	353			
1971	Dallas, NFC	406			
	Oakland, AFC	344			
1970	San Francisco, NFC	352			
	Bal. Colts, AFC	321			
1969	Minnesota, NFL	379			
	Oakland, AFL	377			
1968	Oakland, AFL	453			
	Dallas, NFL	431			
1967	Oakland, AFL	468			
	L.A. Rams, NFL	398			
1966	Kansas City, AFL	448			
	Dallas, NFL	445			
1965	San Francisco, NFL	421			
	S.D. Chargers, AFL	340			
1964	Bal. Colts, NFL	428			
	Buffalo, AFL	400			
1963	N.Y. Giants, NFL	448			
	S.D. Chargers, AFL	399			
1962	Green Bay, NFL	415			
	Dall. Texans, AFL	389			
1961	Hou. Oilers, AFL	513			
	Green Bay, NFL	391			
1960	N.Y. Titans, AFL	382			
	Cle. Browns, NFL	362			
1959	Bal. Colts	374			
1958	Bal. Colts	381			
1957	L.A. Rams	307			
1956	Chi. Bears	363			
1955	Cle. Browns	349			
1954	Detroit	337			
1953	San Francisco	372			
1952	L.A. Rams	349			
1951	L.A. Rams	392			

TOTAL YARDS GAINED		
Year	Team	Yards
2020	Kansas City, AFC	6,653
	Minnesota, NFC	6,292
2019	Dallas, NFC	6,904
	Bal. Ravens, AFC	6,521
2018	Kansas City, AFC	6,810
	L.A. Rams, NFC	6,738
2017	New England, AFC	6,307
	New Orleans, NFC	6,259
2016	New Orleans, NFC	6,816
	New England, AFC	6,180
2015	Arizona, NFC	6,533
	Pittsburgh, AFC	6,327
2014	New Orleans, NFC	6,582
	Pittsburgh, AFC	6,577
2013	Denver, AFC	7,317
	Philadelphia, NFC	6,676
2012	New England, AFC	6,846
	New Orleans, NFC	6,574
2011	New Orleans, NFC	7,474
	New England, AFC	6,848
2010	S.D. Chargers, AFC	6,329
	Philadelphia, NFC	6,230
2009	New Orleans, NFC	6,461
	New England, AFC	6,357
2008	New Orleans, NFC	6,571
	Denver, AFC	6,333
2007	New England, AFC	6,580
	Green Bay, NFC	5,931
2006	New Orleans, NFC	6,264
	Indianapolis, AFC	6,070
2005	Kansas City, AFC	6,192
	Seattle, NFC	5,915
2004	Kansas City, AFC	6,695
	Green Bay, NFC	6,357
2003	Minnesota, NFC	6,294
	Kansas City, AFC	5,910
2002	Oakland, AFC	6,237
	Minnesota, NFC	6,192
2001	St.L. Rams, NFC	6,690
	Indianapolis, AFC	5,955
2000	St.L. Rams, NFC	7,075
	Denver, AFC	6,554
1999	St.L. Rams, NFC	6,412
	Indianapolis, AFC	5,726
1998	San Francisco, NFC	6,800
	Denver, AFC	6,092
1997	Denver, AFC	5,872
	Detroit, NFC	5,798
1996	Denver, AFC	5,791
	Philadelphia, NFC	5,627
1995	Detroit, NFC	6,113
	Denver, AFC	6,040

YEARLY STATISTICAL LEADERS

Year	Team	Yards
1994	Miami, AFC	6,078
	San Francisco, NFC	6,060
1993	San Francisco, NFC	6,435
	Miami, AFC	5,812
1992	San Francisco, NFC	6,195
	Buffalo, AFC	5,893
1991	Buffalo, AFC	6,252
	San Francisco, NFC	5,858
1990	Hou. Oilers, AFC	6,222
	San Francisco, NFC	5,895
1989	San Francisco, NFC	6,268
	Cincinnati, AFC	6,101
1988	Cincinnati, AFC	6,057
	San Francisco, NFC	5,900
1987	San Francisco, NFC	5,987
	Denver, AFC	5,624
1986	Cincinnati, AFC	6,490
	San Francisco, NFC	6,082
1985	S.D. Chargers, AFC	6,535
	San Francisco, NFC	5,920
1984	Miami, AFC	6,936
	San Francisco, NFC	6,366
1983	S.D. Chargers, AFC	6,197
	Green Bay, NFC	6,172
1982	S.D. Chargers, AFC	4,048
	San Francisco, NFC	3,242
1981	S.D. Chargers, AFC	6,744
	Detroit, NFC	5,933
1980	S.D. Chargers, AFC	6,410
	L.A. Rams, NFC	6,006
1979	Pittsburgh, AFC	6,258
	Dallas, NFC	5,968
1978	New England, AFC	5,965
	Dallas, NFC	5,959
1977	Dallas, NFC	4,812
	Oakland, AFC	4,736
1976	Bal. Colts, AFC	5,236
	St.L. Cardinals, NFC	5,136
1975	Buffalo, AFC	5,467
	Dallas, NFC	5,025
1974	Dallas, NFC	4,983
	Oakland, AFC	4,718
1973	L.A. Rams, NFC	4,906
	Oakland, AFC	4,773
1972	Miami, AFC	5,036
	N.Y. Giants, NFC	4,483
1971	Dallas, NFC	5,035
	S.D. Chargers, AFC	4,738
1970	Oakland, AFC	4,829
	San Francisco, NFC	4,503
1969	Dallas, NFL	5,122
	Oakland, AFL	5,036
1968	Oakland, AFL	5,696
	Dallas, NFL	5,117
1967	N.Y. Jets, AFL	5,152
	Bal. Colts, NFL	5,008
1966	Dallas, NFL	5,145
	Kansas City, AFL	5,114
1965	San Francisco, NFL	5,270
	S.D. Chargers, AFL	5,188
1964	Buffalo, AFL	5,206
	Bal. Colts, NFL	4,779
1963	S.D. Chargers, AFL	5,153
	N.Y. Giants, NFL	5,024
1962	N.Y. Giants, NFL	5,005
	Hou. Oilers, AFL	4,971
1961	Hou. Oilers, AFL	6,288
	Philadelphia, NFL	5,112
1960	Hou. Oilers, AFL	4,936
	Bal. Colts, NFL	4,245
1959	Bal. Colts	4,458
1958	Bal. Colts	4,539
1957	L.A. Rams	4,143
1956	Chi. Bears	4,537

Year	Team	Yards
1955	Chi. Bears	4,316
1954	L.A. Rams	5,187
1953	Philadelphia	4,811
1952	Cle. Browns	4,352
1951	L.A. Rams	5,506
1950	L.A. Rams	5,420
1949	Chi. Bears	4,873
1948	Chi. Cardinals	4,705
1947	Chi. Bears	5,053
1946	L.A. Rams	3,793
1945	Washington	3,549
1944	Chi. Bears	3,239
1943	Chi. Bears	4,045
1942	Chi. Bears	3,900
1941	Chi. Bears	4,265
1940	Green Bay	3,400
1939	Chi. Bears	3,988
1938	Green Bay	3,037
1937	Green Bay	3,201
1936	Detroit	3,703
1935	Chi. Bears	3,454
1934	Chi. Bears	3,900
1933	N.Y. Giants	2,973
1932	Chi. Bears	2,755

YARDS RUSHING

Year	Team	Yards
2020	Bal. Ravens, AFC	3,071
	Minnesota, NFC	2,283
2019	Bal. Ravens, AFC	3,296
	San Francisco, NFC	2,305
2018	Seattle, NFC	2,560
	Bal. Ravens, AFC	2,441
2017	Jacksonville, AFC	2,262
	Dallas, NFC	2,170
2016	Buffalo, AFC	2,630
	Dallas, NFC	2,396
2015	Buffalo, AFC	2,432
	Carolina, NFC	2,282
2014	Seattle, NFC	2,762
	N.Y. Jets, AFC	2,280
2013	Philadelphia, NFC	2,566
	Buffalo, AFC	2,307
2012	Washington, NFC	2,709
	Kansas City, AFC	2,395
2011	Denver, AFC	2,632
	Carolina, NFC	2,408
2010	Kansas City, AFC	2,627
	Philadelphia, NFC	2,324
2009	N.Y. Jets, AFC	2,756
	Carolina, NFC	2,498
2008	N.Y. Giants, NFC	2,518
	Bal. Ravens, AFC	2,376
2007	Minnesota, NFC	2,634
	Jacksonville, AFC	2,391
2006	Atlanta, NFC	2,939
	S.D. Chargers, AFC	2,578
2005	Atlanta, NFC	2,546
	Denver, AFC	2,539
2004	Atlanta, NFC	2,672
	Pittsburgh, AFC	2,464
2003	Bal. Ravens, AFC	2,674
	Green Bay, NFC	2,558
2002	Minnesota, NFC	2,507
	Miami, AFC	2,502
2001	Pittsburgh, AFC	2,774
	San Francisco, NFC	2,244
2000	Oakland, AFC	2,470
	Minnesota, NFC	2,129
1999	San Francisco, NFC	2,095
	Jacksonville, AFC	2,091
1998	San Francisco, NFC	2,544
	Denver, AFC	2,468

YEARLY STATISTICAL LEADERS

Year	Team	Yards
1997	Pittsburgh, AFC	2,479
	Detroit, NFC	2,464
1996	Denver, AFC	2,362
	Washington, NFC	1,910
1995	Kansas City, AFC	2,222
	Dallas, NFC	2,201
1994	Pittsburgh, AFC	2,180
	Detroit, NFC	2,080
1993	N.Y. Giants, NFC	2,210
	Seattle, AFC	2,015
1992	Buffalo, AFC	2,436
	Philadelphia, NFC	2,388
1991	Buffalo, AFC	2,381
	Minnesota, NFC	2,201
1990	Philadelphia, NFC	2,556
	S.D. Chargers, AFC	2,257
1989	Cincinnati, AFC	2,483
	Chi. Bears, NFC	2,287
1988	Cincinnati, AFC	2,710
	San Francisco, NFC	2,523
1987	San Francisco, NFC	2,237
	L.A. Raiders, AFC	2,197
1986	Chi. Bears, NFC	2,700
	Cincinnati, AFC	2,533
1985	Chi. Bears, NFC	2,761
	Indianapolis, AFC	2,439
1984	Chi. Bears, NFC	2,974
	N.Y. Jets, AFC	2,189
1983	Chi. Bears, NFC	2,727
	Bal. Colts, AFC	2,695
1982	Buffalo, AFC	1,371
	Dallas, NFC	1,313
1981	Detroit, NFC	2,795
	Kansas City, AFC	2,633
1980	L.A. Rams, NFC	2,799
	Hou. Oilers, AFC	2,635
1979	N.Y. Jets, AFC	2,646
	St.L. Cardinals, NFC	2,582
1978	New England, AFC	3,165
	Dallas, NFC	2,783
1977	Chi. Bears, NFC	2,811
	Oakland, AFC	2,627
1976	Pittsburgh, AFC	2,971
	L.A. Rams, NFC	2,528
1975	Buffalo, AFC	2,974
	Dallas, NFC	2,432
1974	Dallas, NFC	2,454
	Pittsburgh, AFC	2,417
1973	Buffalo, AFC	3,088
	L.A. Rams, NFC	2,925
1972	Miami, AFC	2,960
	Chi. Bears, NFC	2,360
1971	Miami, AFC	2,429
	Detroit, NFC	2,376
1970	Dallas, NFC	2,300
	Miami, AFC	2,082
1969	Dallas, NFL	2,276
	Kansas City, AFL	2,220
1968	Chi. Bears, NFL	2,377
	Kansas City, AFL	2,227
1967	Cle. Browns, NFL	2,139
	Hou. Oilers, AFL	2,122
1966	Kansas City, AFL	2,274
	Cle. Browns, NFL	2,166
1965	Cle. Browns, NFL	2,331
	S.D. Chargers, AFL	2,085
1964	Green Bay, NFL	2,276
	Buffalo, AFL	2,040
1963	Cle. Browns, NFL	2,639
	S.D. Chargers, AFL	2,203
1962	Buffalo, AFL	2,480
	Green Bay, NFL	2,460
1961	Green Bay, NFL	2,350
	Dall. Texans, AFL	2,189

Year	Team	Yards
1960	St.L. Cardinals, NFL	2,356
	Oakland, AFL	2,056
1959	Cle. Browns	2,149
1958	Cle. Browns	2,526
1957	L.A. Rams	2,142
1956	Chi. Bears	2,468
1955	Chi. Bears	2,388
1954	San Francisco	2,498
1953	San Francisco	2,230
1952	San Francisco	1,905
1951	Chi. Bears	2,408
1950	N.Y. Giants	2,336
1949	Philadelphia	2,607
1948	Chi. Cardinals	2,560
1947	L.A. Rams	2,171
1946	Green Bay	1,765
1945	Cle. Rams	1,714
1944	Philadelphia	1,661
1943	Phil-Pitt	1,730
1942	Chi. Bears	1,881
1941	Chi. Bears	2,263
1940	Chi. Bears	1,818
1939	Chi. Bears	2,043
1938	Detroit	1,893
1937	Detroit	2,074
1936	Detroit	2,885
1935	Chi. Bears	2,096
1934	Chi. Bears	2,847
1933	Boston	2,260
1932	Chi. Bears	1,770

YARDS PASSING

Based on net yards since 1952.

Year	Team	Yards
2020	Kansas City, AFC	4,854
	Tampa Bay, NFC	4,626
2019	Tampa Bay, NFC	4,845
	Kansas City, AFC	4,498
2018	Tampa Bay, NFC	5,125
	Pittsburgh, AFC	5,008
2017	L.A. Chargers, AFC	4,431
	Tampa Bay, NFC	4,366
2016	New Orleans, NFC	5,074
	New England, AFC	4,308
2015	New Orleans, NFC	4,970
	Pittsburgh, AFC	4,603
2014	Indianapolis, AFC	4,894
	New Orleans, NFC	4,764
2013	Denver, AFC	5,444
	New Orleans, NFC	4,918
2012	New Orleans, NFC	4,997
	New England, AFC	4,662
2011	New Orleans, NFC	5,347
	New England, AFC	5,084
2010	Indianapolis, AFC	4,609
	New Orleans, NFC	4,441
2009	Hou. Texans, AFC	4,654
	New Orleans, NFC	4,355
2008	New Orleans, NFC	4,977
	Denver, AFC	4,471
2007	New England, AFC	4,731
	Green Bay, NFC	4,334
2006	New Orleans, NFC	4,503
	Indianapolis, AFC	4,308
2005	Arizona, NFC	4,437
	New England, AFC	4,120
2004	Indianapolis, AFC	4,623
	Minnesota, NFC	4,516
2003	Indianapolis, AFC	4,179
	St.L. Rams, NFC	3,961
2002	Oakland, AFC	4,475
	St.L. Rams, NFC	4,154
2001	St.L. Rams, NFC	4,663
	Indianapolis, AFC	3,989

YEARLY STATISTICAL LEADERS

Year	Team	Yards
2000	St.L. Rams, NFC	5,232
	Indianapolis, AFC	4,282
1999	St.L. Rams, NFC	4,353
	Indianapolis, AFC	4,066
1998	Minnesota, NFC	4,328
	N.Y. Jets, AFC	3,836
1997	Seattle, AFC	3,959
	Green Bay, NFC	3,705
1996	Jacksonville, AFC	4,110
	Philadelphia, NFC	3,745
1995	San Francisco, NFC	4,608
	Miami, AFC	4,210
1994	New England, AFC	4,444
	Minnesota, NFC	4,324
1993	Miami, AFC	4,353
	San Francisco, NFC	4,302
1992	Hou. Oilers, AFC	4,029
	San Francisco, NFC	3,880
1991	Hou. Oilers, AFC	4,621
	San Francisco, NFC	3,997
1990	Hou. Oilers, AFC	4,805
	San Francisco, NFC	4,177
1989	Washington, NFC	4,349
	Miami, AFC	4,216
1988	Miami, AFC	4,516
	Washington, NFC	4,136
1987	Miami, AFC	3,876
	San Francisco, NFC	3,750
1986	Miami, AFC	4,779
	San Francisco, NFC	4,096
1985	S.D. Chargers, AFC	4,870
	Dallas, NFC	3,861
1984	Miami, AFC	5,018
	St.L. Cardinals, NFC	4,257
1983	S.D. Chargers, AFC	4,661
	Green Bay, NFC	4,365
1982	S.D. Chargers, AFC	2,927
	San Francisco, NFC	2,502
1981	S.D. Chargers, AFC	4,739
	Minnesota, NFC	4,333
1980	S.D. Chargers, AFC	4,531
	Minnesota, NFC	3,688
1979	S.D. Chargers, AFC	3,915
	San Francisco, NFC	3,641
1978	S.D. Chargers, AFC	3,375
	Minnesota, NFC	3,243
1977	Buffalo, AFC	2,530
	St.L. Cardinals, NFC	2,499
1976	Bal. Colts, AFC	2,933
	Minnesota, NFC	2,855
1975	Cincinnati, AFC	3,241
	Washington, NFC	2,917
1974	Washington, NFC	2,978
	Cincinnati, AFC	2,804
1973	Philadelphia, NFC	2,998
	Denver, AFC	2,519
1972	N.Y. Jets, AFC	2,777
	San Francisco, NFC	2,735
1971	S.D. Chargers, AFC	3,134
	Dallas, NFC	2,786
1970	San Francisco, NFC	2,923
	Oakland, AFC	2,865
1969	Oakland, AFL	3,271
	San Francisco, NFL	3,158
1968	S.D. Chargers, AFL	3,623
	Dallas, NFL	3,026
1967	N.Y. Jets, AFL	3,845
	Washington, NFL	3,730
1966	N.Y. Jets, AFL	3,464
	Dallas, NFL	3,023
1965	San Francisco, NFL	3,487
	S.D. Chargers, AFL	3,103
1964	Hou. Oilers, AFL	3,527
	Chi. Bears, NFL	2,841

Year	Team	Yards
1963	Bal. Colts, NFL	3,296
	Hou. Oilers, AFL	3,222
1962	Denver, AFL	3,404
	Philadelphia, NFL	3,385
1961	Hou. Oilers, AFL	4,392
	Philadelphia, NFL	3,605
1960	Hou. Oilers, AFL	3,203
	Bal. Colts, NFL	2,956
1959	Bal. Colts	2,753
1958	Pittsburgh	2,752
1957	Bal. Colts	2,388
1956	L.A. Rams	2,419
1955	Philadelphia	2,472
1954	Chi. Bears	3,104
1953	Philadelphia	3,089
1952	Cle. Browns	2,566
1951	L.A. Rams	3,296
1950	L.A. Rams	3,709
1949	Chi. Bears	3,055
1948	Washington	2,861
1947	Washington	3,336
1946	L.A. Rams	2,080
1945	Chi. Bears	1,857
1944	Washington	2,021
1943	Chi. Bears	2,310
1942	Green Bay	2,407
1941	Chi. Bears	2,002
1940	Washington	1,887
1939	Chi. Bears	1,965
1938	Washington	1,536
1937	Green Bay	1,398
1936	Green Bay	1,629
1935	Green Bay	1,449
1934	Green Bay	1,165
1933	N.Y. Giants	1,348
1932	Chi. Bears	1,013

FEWEST POINTS ALLOWED

Year	Team	Points
2020	L.A. Rams, NFC	296
	Bal. Ravens, AFC	303
2019	New England, AFC	225
	Chi. Bears, NFC	298
2018	Chi. Bears, NFC	283
	Bal. Ravens, AFC	287
2017	Minnesota, NFC	252
	Jacksonville, AFC	268
2016	New England, AFC	250
	N.Y. Giants, NFC	284
2015	Seattle, NFC	277
	Cincinnati, AFC	279
2014	Seattle, NFC	254
	Kansas City, AFC	281
2013	Seattle, NFC	231
	Cincinnati, AFC	305
	Kansas City, AFC	305
2012	Seattle, NFC	245
	Denver, AFC	289
2011	Pittsburgh, AFC	227
	San Francisco, NFC	229
2010	Pittsburgh, AFC	232
	Green Bay, NFC	240
2009	N.Y. Jets, AFC	236
	Dallas, NFC	250
2008	Pittsburgh, AFC	223
	Philadelphia, NFC	289
2007	Indianapolis, AFC	262
	Tampa Bay, NFC	270
2006	Bal. Ravens, AFC	201
	Chi. Bears, NFC	255
2005	Chi. Bears, NFC	202
	Indianapolis, AFC	247
2004	Pittsburgh, AFC	251
	Philadelphia, NFC	260

YEARLY STATISTICAL LEADERS

Year	Team	Points	Year	Team	Points
2003	New England, AFC	238	1966	Green Bay, NFL	163
	Dallas, NFC	260		Buffalo, AFL	255
2002	Tampa Bay, NFC	196	1965	Green Bay, NFL	224
	Miami, AFC	301		Buffalo, AFL	226
2001	Chi. Bears, NFC	203	1964	Bal. Colts, NFL	225
	Pittsburgh, AFC	212		Buffalo, AFL	242
2000	Bal. Ravens, AFC	165	1963	Chi. Bears, NFL	144
	Philadelphia, NFC	245		S.D. Chargers, AFL	255
1999	Jacksonville, AFC	217	1962	Green Bay, NFL	148
	Tampa Bay, NFC	235		Dall. Texans, AFL	233
1998	Miami, AFC	265	1961	S.D. Chargers, AFL	219
	Dallas, NFC	275		N.Y. Giants, NFL	220
1997	Kansas City, AFC	232	1960	San Francisco, NFL	205
	Tampa Bay, NFC	263		Dall. Texans, AFL	253
1996	Green Bay, NFC	210	1959	N.Y. Giants	170
	Pittsburgh, AFC	257	1958	N.Y. Giants	183
1995	Kansas City, AFC	241	1957	Cle. Browns	172
	San Francisco, NFC	258	1956	Cle. Browns	177
1994	Cle. Browns, AFC	204	1955	Cle. Browns	218
	Dallas, NFC	248	1954	Cle. Browns	162
1993	N.Y. Giants, NFC	205	1953	Cle. Browns	162
	Hou. Oilers, AFC	238	1952	Detroit	192
1992	New Orleans, NFC	202	1951	Cle. Browns	152
	Pittsburgh, AFC	225	1950	Philadelphia	141
1991	New Orleans, NFC	211	1949	Philadelphia	134
	Denver, AFC	235	1948	Chi. Bears	151
1990	N.Y. Giants, NFC	211	1947	Green Bay	210
	Pittsburgh, AFC	240	1946	Pittsburgh	117
1989	Denver, AFC	226	1945	Washington	121
	N.Y. Giants, NFC	252	1944	N.Y. Giants	75
1988	Chi. Bears, NFC	215	1943	Washington	137
	Buffalo, AFC	237	1942	Chi. Bears	84
1987	Indianapolis, AFC	238	1941	N.Y. Giants	114
	San Francisco, NFC	253	1940	Brooklyn	120
1986	Chi. Bears, NFC	187	1939	N.Y. Giants	85
	Seattle, AFC	293	1938	N.Y. Giants	79
1985	Chi. Bears, NFC	198	1937	Chi. Bears	100
	N.Y. Jets, AFC	264	1936	Chi. Bears	94
1984	San Francisco, NFC	227	1935	Green Bay	96
	Denver, AFC	241		N.Y. Giants	96
1983	Miami, AFC	250	1934	Detroit	59
	Detroit, NFC	286	1933	Brooklyn	54
1982	Washington, NFC	128	1932	Chi. Bears	44
	Miami, AFC	131			
1981	Philadelphia, NFC	221			
	Miami, AFC	275			
1980	Philadelphia, NFC	222			
	Hou. Oilers, AFC	251			
1979	Tampa Bay, NFC	237			
	S.D. Chargers, AFC	246			
1978	Pittsburgh, AFC	195			
	Dallas, NFC	208			
1977	Atlanta, NFC	129			
	Denver, AFC	148			
1976	Pittsburgh, AFC	138			
	Minnesota, NFC	176			
1975	L.A. Rams, NFC	135			
	Pittsburgh, AFC	162			
1974	L.A. Rams, NFC	181			
	Pittsburgh, AFC	189			
1973	Miami, AFC	150			
	Minnesota, NFC	168			
1972	Miami, AFC	171			
	Washington, NFC	218			
1971	Minnesota, NFC	139			
	Bal. Colts, AFC	140			
1970	Minnesota, NFC	143			
	Miami, AFC	228			
1969	Minnesota, NFL	133			
	Kansas City, AFL	177			
1968	Bal. Colts, NFL	144			
	Kansas City, AFL	170			
1967	L.A. Rams, NFL	196			
	Hou. Oilers, AFL	199			

FEWEST TOTAL YARDS ALLOWED

Year	Team	Yards
2020	L.A. Rams, NFC	4,511
	Pittsburgh, AFC	4,893
2019	New England, AFC	4,414
	San Francisco, NFC	4,509
2018	Bal. Ravens, AFC	4,687
	Chi. Bears, NFC	4,795
2017	Minnesota, NFC	4,415
	Jacksonville, AFC	4,578
2016	Hou. Texans, AFC	4,821
	Arizona, NFC	4,883
2015	Denver, AFC	4,530
	Seattle, NFC	4,668
2014	Seattle, NFC	4,274
	Denver, AFC	4,883
2013	Seattle, NFC	4,378
	Cincinnati, AFC	4,888
2012	Pittsburgh, AFC	4,413
	San Francisco, NFC	4,710
2011	Pittsburgh, AFC	4,348
	San Francisco, NFC	4,931
2010	S.D. Chargers, AFC	4,345
	New Orleans, NFC	4,900
2009	N.Y. Jets, AFC	4,037
	Green Bay, NFC	4,551
2008	Pittsburgh, AFC	3,795
	Philadelphia, NFC	4,389
2007	Pittsburgh, AFC	4,262
	Tampa Bay, NFC	4,454

YEARLY STATISTICAL LEADERS

Year	Team	Yards	Year	Team	Yards
2006	Bal. Ravens, AFC	4,225	1969	Minnesota, NFL	2,720
	Chi. Bears, NFC	4,706		Kansas City, AFL	3,163
2005	Tampa Bay, NFC	4,444	1968	L.A. Rams, NFL	3,118
	Pittsburgh, AFC	4,544		N.Y. Jets, AFL	3,363
2004	Pittsburgh, AFC	4,134	1967	Oakland, AFL	3,294
	Washington, NFC	4,281		Green Bay, NFL	3,300
2003	Dallas, NFC	4,056	1966	St.L. Cardinals, NFL	3,492
	Buffalo, AFC	4,313		Oakland, AFL	3,910
2002	Tampa Bay, NFC	4,044	1965	S.D. Chargers, AFL	3,262
	Miami, AFC	4,656		Detroit, NFL	3,557
2001	Pittsburgh, AFC	4,137	1964	Green Bay, NFL	3,179
	St.L. Rams, NFC	4,471		Buffalo, AFL	3,878
2000	Tennessee, AFC	3,813	1963	Chi. Bears, NFL	3,176
	Washington, NFC	4,474		Boston, AFL	3,834
1999	Buffalo, AFC	4,045	1962	Detroit, NFL	3,217
	Tampa Bay, NFC	4,280		Dall. Texans, AFL	3,951
1998	S.D. Chargers, AFC	4,208	1961	S.D. Chargers, AFL	3,726
	Tampa Bay, NFC	4,345		Bal. Colts, NFL	3,782
1997	San Francisco, NFC	4,013	1960	St.L. Cardinals, NFL	3,029
	Denver, AFC	4,671		Buffalo, AFL	3,866
1996	Green Bay, NFC	4,156	1959	N.Y. Giants	2,843
	Pittsburgh, AFC	4,362	1958	Chi. Bears	3,066
1995	San Francisco, NFC	4,398	1957	Pittsburgh	2,791
	Kansas City, AFC	4,549	1956	N.Y. Giants	3,081
1994	Dallas, NFC	4,313	1955	Cle. Browns	2,841
	Pittsburgh, AFC	4,326	1954	Cle. Browns	2,658
1993	Minnesota, NFC	4,406	1953	Philadelphia	2,998
	Pittsburgh, AFC	4,531	1952	Cle. Browns	3,075
1992	Dallas, NFC	3,931	1951	N.Y. Giants	3,250
	Hou. Oilers, AFC	4,211	1950	Cle. Browns	3,154
1991	Philadelphia, NFC	3,549	1949	Philadelphia	2,831
	Denver, AFC	4,549	1948	Chi. Bears	2,931
1990	Pittsburgh, AFC	4,115	1947	Green Bay	3,396
	N.Y. Giants, NFC	4,206	1946	Washington	2,451
1989	Minnesota, NFC	4,184	1945	Philadelphia	2,073
	Kansas City, AFC	4,293	1944	Philadelphia	1,943
1988	Minnesota, NFC	4,091	1943	Chi. Bears	2,262
	Buffalo, AFC	4,578	1942	Chi. Bears	1,703
1987	San Francisco, NFC	4,095	1941	N.Y. Giants	2,368
	Cle. Browns, AFC	4,264	1940	N.Y. Giants	2,219
1986	Chi. Bears, NFC	4,130	1939	Washington	2,116
	L.A. Raiders, AFC	4,804	1938	N.Y. Giants	2,029
1985	Chi. Bears, NFC	4,135	1937	Washington	2,123
	L.A. Raiders, AFC	4,603	1936	Boston	2,181
1984	Chi. Bears, NFC	3,863	1935	Boston	1,996
	Cle. Browns, AFC	4,641	1934	Chi. Cardinals	1,539
1983	Cincinnati, AFC	4,327	1933	Brooklyn	1,789
	New Orleans, NFC	4,691			
1982	Miami, AFC	2,312			
	Tampa Bay, NFC	2,442			
1981	Philadelphia, NFC	4,447			
	N.Y. Jets, AFC	4,871			
1980	Buffalo, AFC	4,101			
	Philadelphia, NFC	4,443			
1979	Tampa Bay, NFC	3,949			
	Pittsburgh, AFC	4,270			
1978	L.A. Rams, NFC	3,893			
	Pittsburgh, AFC	4,168			
1977	Dallas, NFC	3,213			
	New England, AFC	3,638			
1976	Pittsburgh, AFC	3,323			
	San Francisco, NFC	3,562			
1975	Minnesota, NFC	3,153			
	Oakland, AFC	3,629			
1974	Pittsburgh, AFC	3,074			
	Washington, NFC	3,285			
1973	L.A. Rams, NFC	2,951			
	Oakland, AFC	3,160			
1972	Miami, AFC	3,297			
	Green Bay, NFC	3,474			
1971	Bal. Colts, AFC	2,852			
	Minnesota, NFC	3,406			
1970	Minnesota, NFC	2,803			
	N.Y. Jets, AFC	3,655			

FEWEST RUSHING YARDS ALLOWED		
Year	Team	Yards
2020	Tampa Bay, NFC	1,289
	Indianapolis, AFC	1,448
2019	Tampa Bay, NFC	1,181
	N.Y. Jets, AFC	1,391
2018	Chi. Bears, NFC	1,280
	Hou. Texans, AFC	1,323
2017	Philadelphia, NFC	1,267
	Tennessee, AFC	1,420
2016	Dallas, NFC	1,336
	Tennessee, AFC	1,413
2015	Seattle, NFC	1,304
	N.Y. Jets, AFC	1,335
2014	Detroit, NFC	1,109
	Denver, AFC	1,276
2013	Arizona, NFC	1,351
	N.Y. Jets, AFC	1,412
2012	Tampa Bay, NFC	1,320
	Pittsburgh, AFC	1,450
2011	San Francisco, NFC	1,236
	Bal. Ravens, AFC	1,482
2010	Pittsburgh, AFC	1,004
	Chi. Bears, NFC	1,441
2009	Green Bay, NFC	1,333
	Pittsburgh, AFC	1,438

YEARLY STATISTICAL LEADERS

Year	Team	Yards
2008	Minnesota, NFC	1,230
	Pittsburgh, AFC	1,284
2007	Minnesota, NFC	1,185
	Bal. Ravens, AFC	1,268
2006	Minnesota, NFC	985
	Bal. Ravens, AFC	1,214
2005	San Diego, AFC	1,349
	Carolina, NFC	1,465
2004	Pittsburgh, AFC	1,299
	Washington, NFC	1,304
2003	Tennessee, AFC	1,295
	Dallas, NFC	1,425
2002	Pittsburgh, AFC	1,375
	Tampa Bay, NFC	1,554
2001	Pittsburgh, AFC	1,195
	Chi. Bears, NFC	1,313
2000	Bal. Ravens, AFC	970
	N.Y. Giants, NFC	1,156
1999	St.L. Rams, NFC	1,189
	Bal. Ravens, AFC	1,231
1998	S.D. Chargers, AFC	1,140
	Atlanta, NFC	1,203
1997	Pittsburgh, AFC	1,318
	San Francisco, NFC	1,366
1996	Denver, AFC	1,331
	Green Bay, NFC	1,416
1995	San Francisco, NFC	1,061
	Pittsburgh, AFC	1,321
1994	Minnesota, NFC	1,090
	S.D. Chargers, AFC	1,404
1993	Hou. Oilers, AFC	1,273
	Minnesota, NFC	1,536
1992	Dallas, NFC	1,244
	Buffalo, AFC	1,395
	S.D. Chargers, AFC	1,395
1991	Philadelphia, NFC	1,136
	N.Y. Jets, AFC	1,442
1990	Philadelphia, NFC	1,169
	S.D. Chargers, AFC	1,515
1989	New Orleans, NFC	1,326
	Denver, AFC	1,580
1988	Chi. Bears, NFC	1,326
	Hou. Oilers, AFC	1,592
1987	Chi. Bears, NFC	1,413
	Cle. Browns, AFC	1,433
1986	N.Y. Giants, NFC	1,284
	Denver, AFC	1,651
1985	Chi. Bears, NFC	1,319
	N.Y. Jets, AFC	1,516
1984	Chi. Bears, NFC	1,377
	Pittsburgh, AFC	1,617
1983	Washington, NFC	1,289
	Cincinnati, AFC	1,499
1982	Pittsburgh, AFC	762
	Detroit, NFC	854
1981	Detroit, NFC	1,623
	Kansas City, AFC	1,747
1980	Detroit, NFC	1,599
	Cincinnati, AFC	1,680
1979	Denver, AFC	1,693
	Tampa Bay, NFC	1,873
1978	Dallas, NFC	1,721
	Pittsburgh, AFC	1,774
1977	Denver, AFC	1,531
	Dallas, NFC	1,651
1976	Pittsburgh, AFC	1,457
	L.A. Rams, NFC	1,564
1975	Minnesota, NFC	1,532
	Hou. Oilers, AFC	1,680
1974	L.A. Rams, NFC	1,302
	New England, AFC	1,587
1973	L.A. Rams, NFC	1,270
	Oakland, AFC	1,470
1972	Dallas, NFC	1,515
	Miami, AFC	1,548

Year	Team	Yards
1971	Bal. Colts, AFC	1,113
	Dallas, NFC	1,144
1970	Detroit, NFC	1,152
	N.Y. Jets, AFC	1,283
1969	Dallas, NFL	1,050
	Kansas City, AFL	1,091
1968	Dallas, NFL	1,195
	N.Y. Jets, AFL	1,195
1967	Dallas, NFL	1,081
	Oakland, AFL	1,129
1966	Buffalo, AFL	1,051
	Dallas, NFL	1,176
1965	S.D. Chargers, AFL	1,094
	L.A. Rams, NFL	1,409
1964	Buffalo, AFL	913
	L.A. Rams, NFL	1,501
1963	Boston, AFL	1,107
	Chi. Bears, NFL	1,442
1962	Detroit, NFL	1,231
	Dall. Texans, AFL	1,250
1961	Boston, AFL	1,041
	Pittsburgh, NFL	1,463
1960	St.L. Cardinals, NFL	1,212
	Dall. Texans, AFL	1,338
1959	N.Y. Giants	1,261
1958	Bal. Colts	1,291
1957	Bal. Colts	1,174
1956	N.Y. Giants	1,443
1955	Cle. Browns	1,189
1954	Cle. Browns	1,050
1953	Philadelphia	1,117
1952	Detroit	1,145
1951	N.Y. Giants	913
1950	Detroit	1,367
1949	Chi. Bears	1,196
1948	Philadelphia	1,209
1947	Philadelphia	1,329
1946	Chi. Bears	1,060
1945	Philadelphia	817
1944	Philadelphia	558
1943	Phil-Pitt	793
1942	Chi. Bears	519
1941	Washington	1,042
1940	N.Y. Giants	977
1939	Chi. Bears	812
1938	Detroit	1,081
1937	Chi. Bears	933
1936	Boston	1,148
1935	Boston	998
1934	Chi. Cardinals	954
1933	Brooklyn	964

FEWEST PASSING YARDS ALLOWED

Based on net yards since 1952.

Year	Team	Yards
2020	L.A. Rams, NFC	3,051
	Pittsburgh, AFC	3,110
2019	San Francisco, NFC	2,707
	New England, AFC	2,886
2018	Buffalo, AFC	2,867
	Minnesota, NFC	3,140
2017	Jacksonville, AFC	2,718
	Minnesota, NFC	3,078
2016	Denver, AFC	2,972
	Minnesota, NFC	3,327
2015	Denver, AFC	3,193
	Seattle, NFC	3,364
2014	Seattle, NFC	2,970
	Kansas City, AFC	3,252
2013	Seattle, NFC	2,752
	Hou. Texans, AFC	3,123
2012	Pittsburgh, AFC	2,963
	San Francisco, NFC	3,203
2011	Pittsburgh, AFC	2,751
	St.L. Rams, NFC	3,301

YEARLY STATISTICAL LEADERS

Year	Team	Yards	Year	Team	Yards
2010	S.D. Chargers, AFC	2,845	1973	Miami, AFC	1,290
	New Orleans, NFC	3,103		Atlanta, NFC	1,430
2009	N.Y. Jets, AFC	2,459	1972	Minnesota, NFC	1,699
	Carolina, AFC	3,056		Cle. Browns, AFC	1,736
2008	Pittsburgh, AFC	2,511	1971	Atlanta, NFC	1,638
	Philadelphia, NFC	2,913		Bal. Colts, AFC	1,739
2007	Tampa Bay, NFC	2,728	1970	Minnesota, NFC	1,438
	Indianapolis, AFC	2,764		Kansas City, AFC	2,010
2006	Oakland, AFC	2,413	1969	Minnesota, NFL	1,631
	New Orleans, NFC	2,854		Kansas City, AFL	2,072
2005	Green Bay, NFC	2,680	1968	Hou. Oilers, AFL	1,671
	N.Y. Jets, AFC	2,755		Green Bay, NFL	1,796
2004	Tampa Bay, NFC	2,579	1967	Green Bay, NFL	1,377
	Miami, AFC	2,592		Buffalo, AFL	1,825
2003	Dallas, NFC	2,631	1966	Green Bay, NFL	1,959
	Buffalo, AFC	2,707		Oakland, AFL	2,118
2002	Tampa Bay, NFC	2,490	1965	Green Bay, NFL	1,981
	Indianapolis, AFC	2,917		S.D. Chargers, AFL	2,168
2001	Miami, AFC	2,829	1964	Green Bay, NFL	1,647
	Philadelphia, NFC	2,864		S.D. Chargers, AFL	2,518
2000	Tennessee, AFC	2,423	1963	Chi. Bears, NFL	1,734
	Washington, NFC	2,621		Oakland, AFL	2,589
1999	Buffalo, AFC	2,675	1962	Green Bay, NFL	1,746
	Tampa Bay, NFC	2,873		Oakland, AFL	2,306
1998	Philadelphia, NFC	2,720	1961	Bal. Colts, NFL	1,913
	Oakland, AFC	2,876		S.D. Chargers, AFL	2,363
1997	Dallas, NFC	2,522	1960	Chi. Bears, NFL	1,388
	Indianapolis, AFC	2,820		Buffalo, AFL	2,124
1996	Green Bay, NFC	2,740	1959	N.Y. Giants	1,582
	Pittsburgh, AFC	2,947	1958	Chi. Bears	1,769
1995	N.Y. Jets, AFC	2,740	1957	Cle. Browns	1,300
	Philadelphia, NFC	2,816	1956	Cle. Browns	1,103
1994	Dallas, NFC	2,752	1955	Pittsburgh	1,295
	Hou. Oilers, AFC	2,795	1954	Cle. Browns	1,608
1993	New Orleans, NFC	2,606	1953	Washington	1,751
	Cincinnati, AFC	2,798	1952	Washington	1,580
1992	New Orleans, NFC	2,470	1951	Pittsburgh	1,687
	Kansas City, AFC	2,537	1950	Cle. Browns	1,581
1991	Philadelphia, NFC	2,413	1949	Philadelphia	1,607
	Denver, AFC	2,755	1948	Green Bay	1,626
1990	Pittsburgh, AFC	2,500	1947	Green Bay	1,790
	Dallas, NFC	2,639	1946	Pittsburgh	939
1989	Minnesota, NFC	2,501	1945	Washington	1,121
	Kansas City, AFC	2,527	1944	Chi. Bears	1,052
1988	Kansas City, AFC	2,434	1943	Chi. Bears	980
	Minnesota, NFC	2,489	1942	Washington	1,093
1987	San Francisco, NFC	2,484	1941	Pittsburgh	1,168
	L.A. Raiders, AFC	2,727	1940	Philadelphia	1,012
1986	St.L. Cardinals, NFC	2,637	1939	Washington	1,116
	New England, AFC	2,978	1938	Chi. Bears	897
1985	Washington, NFC	2,746	1937	Detroit	804
	Pittsburgh, AFC	2,783	1936	Philadelphia	853
1984	New Orleans, NFC	2,453	1935	Chi. Cardinals	793
	Cle. Browns, AFC	2,696	1934	Philadelphia	545
1983	New Orleans, NFC	2,691	1933	Portsmouth	558
	Cincinnati, AFC	2,828			
1982	Miami, AFC	1,027			
	Tampa Bay, NFC	1,384			
1981	Philadelphia, NFC	2,696			
	Buffalo, AFC	2,870			
1980	Washington, NFC	2,171			
	Buffalo, AFC	2,282			
1979	Tampa Bay, NFC	2,076			
	Buffalo, AFC	2,530			
1978	Buffalo, AFC	1,960			
	L.A. Rams, NFC	2,048			
1977	Atlanta, NFC	1,384			
	S.D. Chargers, AFC	1,725			
1976	Minnesota, NFC	1,575			
	Cincinnati, AFC	1,758			
1975	Minnesota, NFC	1,621			
	Cincinnati, AFC	1,729			
1974	Pittsburgh, AFC	1,466			
	Atlanta, AFC	1,572			

SUPER BOWL RECORDS

Compiled by Elias Sports Bureau

Super Bowl I, 1/15/67
 Super Bowl II, 1/14/68
 Super Bowl III, 1/12/69
 Super Bowl IV, 1/11/70
 Super Bowl V, 1/17/71
 Super Bowl VI, 1/16/72
 Super Bowl VII, 1/14/73
 Super Bowl VIII, 1/13/74
 Super Bowl IX, 1/12/75
 Super Bowl X, 1/18/76
 Super Bowl XI, 1/9/77
 Super Bowl XII, 1/15/78
 Super Bowl XIII, 1/21/79
 Super Bowl XIV, 1/20/80
 Super Bowl XV, 1/25/81
 Super Bowl XVI, 1/24/82
 Super Bowl XVII, 1/30/83
 Super Bowl XVIII, 1/22/84
 Super Bowl XIX, 1/20/85
 Super Bowl XX, 1/26/86
 Super Bowl XXI, 1/25/87
 Super Bowl XXII, 1/31/88
 Super Bowl XXIII, 1/22/89
 Super Bowl XXIV, 1/28/90
 Super Bowl XXV, 1/27/91
 Super Bowl XXVI, 1/26/92
 Super Bowl XXVII, 1/31/93
 Super Bowl XXVIII, 1/30/94

Super Bowl XXIX, 1/29/95
 Super Bowl XXX, 1/28/96
 Super Bowl XXXI, 1/26/97
 Super Bowl XXXII, 1/25/98
 Super Bowl XXXIII, 1/31/99
 Super Bowl XXXIV, 1/30/00
 Super Bowl XXXV, 1/28/01
 Super Bowl XXXVI, 2/3/02
 Super Bowl XXXVII, 1/26/03
 Super Bowl XXXVIII, 2/1/04
 Super Bowl XXXIX, 2/6/05
 Super Bowl XL, 2/5/06
 Super Bowl XLI, 2/4/07
 Super Bowl XLII, 2/3/08
 Super Bowl XLIII, 2/1/09
 Super Bowl XLIV, 2/7/10
 Super Bowl XLV, 2/6/11
 Super Bowl XLVI, 2/5/12
 Super Bowl XLVII, 2/3/13
 Super Bowl XLVIII, 2/2/14
 Super Bowl XLIX, 2/1/15
 Super Bowl 50, 2/7/16
 Super Bowl LI, 2/5/17
 Super Bowl LII, 2/4/18
 Super Bowl LIII, 2/3/19
 Super Bowl LIV, 2/2/20
 Super Bowl LV, 2/7/21

5 Tom Landry, Dallas, V-VI, X, XII-XIII
Most Games, Winning Team, Coach
 6 Bill Belichick, New England, XXXVI, XXXVIII-XXXIX, XLIX, LI, LIII
 4 Chuck Noll, Pittsburgh, IX-X, XIII-XIV
 3 Bill Walsh, San Francisco, XVI, XIX, XXII, XXIII
 Joe Gibbs, Washington, XVII, XXII, XXVI

Most Games, Losing Team, Coach
 4 Bud Grant, Minnesota, IV, VIII-IX, XI
 Don Shula, Bal. Colts, III; Miami, VI, XVII, XIX
 Marv Levy, Buffalo, XXV-XXVIII
 Dan Reeves, Denver, XXI-XXII, XXIV; Atlanta, XXXIII
 3 Tom Landry, Dallas, V, X, XIII
 Bill Belichick, New England, XLII, XLVI, LII

SCORING POINTS

Most Points, Career
 48 Jerry Rice, San Francisco-Oakland, 4 games (8-td)
 34 Adam Vinatieri, New England-Indianapolis, 5 games (7-fg, 13-xp)
 33 Stephen Gostkowski, New England, 6 games (7-fg, 12-xp)

Most Points, Game
 20 James White, New England vs. Atlanta, LI (3-td, 2-pt) (OT)
 18 Roger Craig, San Francisco vs. Miami, XIX (3-td)
 Jerry Rice, San Francisco vs. Denver, XXIV (3-td); vs. S.D. Chargers, XXIX (3-td)
 Ricky Watters, San Francisco vs. S.D. Chargers, XXIX (3-td)
 Terrell Davis, Denver vs. Green Bay, XXXII (3-td)
 15 Don Chandler, Green Bay vs. Oakland, II (3-pat, 4-fg)

TOUCHDOWNS

Most Touchdowns, Career
 8 Jerry Rice, San Francisco-Oakland, 4 games (8-p)
 5 Emmitt Smith, Dallas, 3 games (5-r)
 Rob Gronkowski, New England-Tampa Bay, 5 games (5-p)
 4 Franco Harris, Pittsburgh, 4 games (4-r)
 Roger Craig, San Francisco, 3 games (2-r, 2-p)
 Thurman Thomas, Buffalo, 4 games (4-r)
 John Elway, Denver, 5 games (4-r)
 James White, New England, 3 games (3-r, 1-p)

Most Touchdowns, Game
 3 Roger Craig, San Francisco vs. Miami, XIX (1-r, 2-p)
 Jerry Rice, San Francisco vs. Denver, XXIV (3-p); vs. San Diego, XXIX (3-p)
 Ricky Watters, San Francisco vs. S.D. Chargers, XXIX (1-r, 2-p)
 Terrell Davis, Denver vs. Green Bay, XXXII (3-r)
 James White, New England vs. Atlanta, LI (OT) (2-r, 1-p)
 2 Max McGee, Green Bay vs. Kansas City, I (2-p)
 Elijah Pitts, Green Bay vs. Kansas City, I (2-r)
 Bill Miller, Oakland vs. Green Bay, II (2-p)
 Larry Csonka, Miami vs. Minnesota, VIII (2-r)
 Pete Banaszak, Oakland vs. Minnesota, XI (2-r)
 John Stallworth, Pittsburgh vs. Dallas, XIII (2-p)
 Franco Harris, Pittsburgh vs. L.A. Rams, XIV (2-r)
 Cliff Branch, Oakland vs. Philadelphia, XV (2-p)
 Dan Ross, Cincinnati vs. San Francisco, XVI (2-p)
 Marcus Allen, L.A. Raiders vs. Washington, XVIII (2-r)
 Jim McMahon, Chicago vs. New England, XX (2-r)
 Ricky Sanders, Washington vs. Denver, XXII (2-p)
 Timmy Smith, Washington vs. Denver, XXII (2-r)
 Tom Rathman, San Francisco vs. Denver, XXIV (2-r)
 Gerald Riggs, Washington vs. Buffalo, XXVI (2-r)
 Michael Irvin, Dallas vs. Buffalo, XXVII (2-p)
 Emmitt Smith, Dallas vs. Buffalo, XXVIII (2-r)
 Emmitt Smith, Dallas vs. Pittsburgh, XXX (2-r)
 Antonio Freeman, Green Bay vs. Denver, XXXII (2-p)
 Howard Griffith, Denver vs. Atlanta, XXXIII (2-r)
 Eddie George, Tennessee vs. St.L. Rams, XXXIV (2-r)
 Keenan McCardell, Tampa Bay vs. Oakland, XXXVII (2-r)
 Dwight Smith, Tampa Bay vs. Oakland, XXXVII (2-ret)

INDIVIDUAL RECORDS

SERVICE

Most Games

- Tom Brady, New England, XXXVI, XXXVIII-XXXIX, XLII, XLVI, XLIX, LI-LIII; Tampa Bay, LV
- Mike Lodish, Buffalo, XXV-XXVIII; Denver, XXXII-XXXIII
 Stephen Gostkowski, New England, XLII, XLVI, XLIX, LI-LIII
- Marv Fleming, Green Bay, I-II; Miami, VI-VIII
 Larry Cole, Dallas, V-VI, X, XII-XIII
 Cliff Harris, Dallas, V-VI, X, XII-XIII
 Charles Haley, San Francisco, XXIII-XXIV; Dallas, XXVII-XXVIII, XXX
 D.D. Lewis, Dallas, V-VI, X, XII-XIII
 Preston Pearson, Baltimore, III; Pittsburgh, IX; Dallas, X, XII-XIII
 Charlie Waters, Dallas, V-VI, X, XII-XIII
 Rayfield Wright, Dallas, V-VI, X, XII-XIII
 Cornelius Bennett, Buffalo, XXV-XXVIII; Atlanta, XXXIII
 John Elway, Denver, XXI-XXII, XXIV, XXXII-XXXIII
 Glenn Parker, Buffalo, XXV-XXVIII; N.Y. Giants, XXXV
 Bill Romanowski, San Francisco, XXIII-XXIV; Denver, XXXII-XXXIII; Oakland, XXXVII
 Adam Vinatieri, New England, XXXI, XXXVI, XXXVIII, XXXIX; Indianapolis, XLI
 Tedy Bruschi, New England, XXXI, XXXVI, XXXVIII-XXXIX, XLII
 Matt Light, New England, XXXVI, XXXVIII-XXXIX, XLII, XLVI
 Patrick Chung, New England, XLVI, XLIX, LI-LIII
 Devin McCourty, New England, XLVI, XLIX, LI-LIII
 Matthew Slater, New England, XLVI, XLIX, LI-LIII
 Rob Gronkowski, New England, XLVI, XLIX, LII-LIII; Tampa Bay, LV

Most Games, Winning Team

- Tom Brady, New England, XXXVI, XXXVIII-XXXIX, XLIX, LI, LIII; Tampa Bay, LV
- Charles Haley, San Francisco, XXIII-XXIV; Dallas, XXVII-XXVIII, XXX
- By many players

Most Games, Coach

- Bill Belichick, New England, XXXVI, XXXVIII-XXXIX, XLII, XLVI, XLIX, LI-LIII
- Don Shula, Bal. Colts, III; Miami, VI-VIII, XVII, XIX

SUPER BOWL RECORDS

Larry Fitzgerald, Arizona vs. Pittsburgh, XLIII (2-p)
 Greg Jennings, Green Bay vs. Pittsburgh, XLV (2-p)
 Jacoby Jones, Bal. Ravens vs. San Francisco, XLVII
 (1-r, 1-ret)
 Rob Gronkowski, New England vs. Philadelphia,
 LII (2-p)
 Damien Williams, Kansas City vs. San Francisco,
 LIV (1-r, 1-p)
 Rob Gronkowski, Tampa Bay vs. Kansas City, LV (2-p)

POINTS AFTER TOUCHDOWN

Most (One-Point) Points After Touchdown, Career

- 13 Adam Vinatieri, New England-Indianapolis, 5 games (13 att)
- 12 Stephen Gostkowski, New England, 6 games (14 att)
- 9 Mike Cofer, San Francisco, 2 games (10 att)

Most (One-Point) Points After Touchdown, Game

- 7 Mike Cofer, San Francisco vs. Denver, XXIV (8 att)
 Lin Elliott, Dallas vs. Buffalo, XXVII (7 att)
 Doug Brien, San Francisco vs. S.D. Chargers, XXIX (7 att)
- 6 Ali Haji-Sheikh, Washington vs. Denver, XXII (6 att)
 Martin Gramatica, Tampa Bay vs. Oakland, XXXVII (6 att)
- 5 Don Chandler, Green Bay vs. Kansas City, I (5 att)
 Roy Gerela, Pittsburgh vs. Dallas, XIII (5 att)
 Chris Bahr, L.A. Raiders vs. Washington, XVIII (5 att)
 Ray Wersching, San Francisco vs. Miami, XIX (5 att)
 Kevin Butler, Chicago vs. New England, XX (5 att)
 Steven Hauschka, Seattle vs. Denver, XLVIII (5 att)

Most Two-Point Conversions, Game

- 1 Mark Seay, S.D. Chargers vs. San Francisco, XXIX
 Alfred Pupunu, S.D. Chargers vs. San Francisco, XXIX
 Mark Chmura, Green Bay vs. New England, XXXI
 Kevin Faulk, New England vs. Carolina, XXXVIII
 Lance Moore, New Orleans vs. Indianapolis, XLIV
 Antwaan Randle El, Pittsburgh vs. Green Bay, XLV
 Wes Welker, Denver vs. Seattle, XLVIII
 Bennie Fowler, Denver vs. Carolina, 50
 Danny Amendola, New England vs. Atlanta, LI (OT)
 James White, New England vs. Atlanta, LI (OT)

FIELD GOALS

Field Goals Attempted, Career

- 10 Adam Vinatieri, New England-Indianapolis, 5 games
- 9 Stephen Gostkowski, New England, 6 games
- 6 Jim Turner, N.Y. Jets-Denver, 2 games
 Roy Gerela, Pittsburgh, 3 games
 Rich Karlis, Denver, 2 games
 Jeff Wilkins, St.L. Rams, 2 games

Most Field Goals Attempted, Game

- 5 Jim Turner, N.Y. Jets vs. Bal. Colts, III
 Efen Herrera, Dallas vs. Denver, XII
- 4 Don Chandler, Green Bay vs. Oakland, II
 Roy Gerela, Pittsburgh vs. Dallas, X
 Ray Wersching, San Francisco vs. Cincinnati, XVI
 Rich Karlis, Denver vs. N.Y. Giants, XXI
 Mike Cofer, San Francisco vs. Cincinnati, XXIII
 Jason Elam, Denver vs. Atlanta, XXXIII
 Jeff Wilkins, St.L. Rams vs. Tennessee, XXXIV
 Adam Vinatieri, Indianapolis vs. Chicago, XLI

Most Field Goals, Career

- 7 Adam Vinatieri, New England-Indianapolis, 5 games (10 att)
 Stephen Gostkowski, New England, 6 games (9 att)
- 5 Ray Wersching, San Francisco, 2 games (5 att)
- 4 Don Chandler, Green Bay, 2 games (4 att)
 Jim Turner, N.Y. Jets-Denver, 2 games (6 att)
 Uwe von Schamann, Miami, 2 games (4 att)
 Jeff Wilkins, St.L. Rams, 2 games (6 att)
 Harrison Butker, Kansas City, 2 games (4 att)

Most Field Goals, Game

- 4 Don Chandler, Green Bay vs. Oakland, II
 Ray Wersching, San Francisco vs. Cincinnati, XVI
- 3 Jim Turner, N.Y. Jets vs. Bal. Colts, III
 Jan Stenerud, Kansas City vs. Minnesota, IV
 Uwe von Schamann, Miami vs. San Francisco, XIX
 Kevin Butler, Chicago vs. New England, XX

Jim Breech, Cincinnati vs. San Francisco, XXIII
 Chip Lohmiller, Washington vs. Buffalo, XXVI
 Eddie Murray, Dallas vs. Buffalo, XXVIII
 Jeff Wilkins, St.L. Rams vs. Tennessee, XXXIV
 Adam Vinatieri, Indianapolis vs. Chicago, XLI
 Garrett Hartley, New Orleans vs. Indianapolis, XLIV
 David Akers, San Francisco vs. Bal. Ravens, XLVII
 Brandon McManus, Denver vs. Carolina, 50
 Jake Elliott, Philadelphia vs. New England, LII
 Harrison Butker, Kansas City vs. Tampa Bay, LV

Longest Field Goal

- 54 Steve Christie, Buffalo vs. Dallas, XXVIII
- 53 Greg Zuerlein, L.A. Rams vs. New England, LIII
- 52 Harrison Butker, Kansas City vs. Tampa Bay, LV
 Ryan Succop, Tampa Bay vs. Kansas City, LV

SAFETIES

Most Safeties, Game

- 1 Dwight White, Pittsburgh vs. Minnesota, IX
 Reggie Harrison, Pittsburgh vs. Dallas, X
 Henry Waechter, Chicago vs. New England, XX
 George Martin, N.Y. Giants vs. Denver, XXI
 Bruce Smith, Buffalo vs. N.Y. Giants, XXV
 Chris Culliver, San Francisco vs. Bal. Ravens, XLVII
 Cliff Avril, Seattle vs. Denver, XLVIII

RUSHING

ATTEMPTS

Most Attempts, Career

- 101 Franco Harris, Pittsburgh, 4 games
- 70 Emmitt Smith, Dallas, 3 games
- 64 John Riggins, Washington, 2 games

Most Attempts, Game

- 38 John Riggins, Washington vs. Miami, XXII
- 34 Franco Harris, Pittsburgh vs. Minnesota, IX
- 33 Larry Csonka, Miami vs. Minnesota, VIII

YARDS GAINED

Most Yards Gained, Career

- 354 Franco Harris, Pittsburgh, 4 games
- 297 Larry Csonka, Miami, 3 games
- 289 Emmitt Smith, Dallas, 3 games

Most Yards Gained, Game

- 204 Timmy Smith, Washington vs. Denver, XXII
- 191 Marcus Allen, L.A. Raiders vs. Washington, XVIII
- 166 John Riggins, Washington vs. Miami, XXII

Longest Run From Scrimmage

- 75 Willie Parker, Pittsburgh vs. Seattle, XL (TD)
- 74 Marcus Allen, L.A. Raiders vs. Washington, XVIII (TD)
- 58 Tom Matte, Bal. Colts vs. N.Y. Jets, III
 Timmy Smith, Washington vs. Denver, XXII (TD)

AVERAGE GAIN

Highest Average Gain, Career (20 attempts)

- 9.6 Marcus Allen, L.A. Raiders, 1 game (20-191)
- 9.3 Timmy Smith, Washington, 1 game (22-204)
- 5.4 Dominic Rhodes, Indianapolis, 1 game (21-113)

Highest Average Gain, Game (10 attempts)

- 10.5 Tom Matte, Bal. Colts vs. N.Y. Jets, III (11-116)
- 9.6 Marcus Allen, L.A. Raiders vs. Washington, XVIII (20-191)
- 9.3 Willie Parker, Pittsburgh vs. Seattle, XL (10-93)

TOUCHDOWNS

Most Touchdowns, Career

- 5 Emmitt Smith, Dallas, 3 games
- 4 Franco Harris, Pittsburgh, 4 games
 Thurman Thomas, Buffalo, 4 games
 John Elway, Denver, 5 games
- 3 Terrell Davis, Denver, 2 games
 James White, New England, 2 games

Most Touchdowns, Game

- 3 Terrell Davis, Denver vs. Green Bay, XXXII
- 2 Elijah Pitts, Green Bay vs. Kansas City, I
 Larry Csonka, Miami vs. Minnesota, VIII
 Pete Banaszak, Oakland vs. Minnesota, XI
 Franco Harris, Pittsburgh vs. L.A. Rams, XIV

SUPER BOWL RECORDS

Marcus Allen, L.A. Raiders vs. Washington, XVIII
 Jim McMahon, Chicago vs. New England, XX
 Timmy Smith, Washington vs. Denver, XXII
 Tom Rathman, San Francisco vs. Denver, XXIV
 Gerald Riggs, Washington vs. Buffalo, XXVI
 Emmitt Smith, Dallas vs. Buffalo, XXVIII
 Emmitt Smith, Dallas vs. Pittsburgh, XXX
 Howard Griffith, Denver vs. Atlanta, XXXIII
 Eddie George, Tennessee vs. St.L. Rams, XXXIV
 James White, New England vs. Atlanta, LI (OT)

PASSING

PASSER RATING

Highest Passer Rating, Career (40 attempts)

127.8 Joe Montana, San Francisco, 4 games
 122.8 Jim Plunkett, Oakland-L.A. Raiders, 2 games
 117.4 Russell Wilson, Seattle, 2 games

ATTEMPTS

Most Passes Attempted, Career

421 Tom Brady, New England-Tampa Bay, 10 games
 155 Peyton Manning, Indianapolis-Denver, 4 games
 152 John Elway, Denver, 5 games

Most Passes Attempted, Game

62 Tom Brady, New England vs. Atlanta, LI (OT)
 58 Jim Kelly, Buffalo vs. Washington, XXVI
 51 Donovan McNabb, Philadelphia vs. New England, XXXIX

COMPLETIONS

Most Passes Completed, Career

277 Tom Brady, New England-Tampa Bay, 10 games
 103 Peyton Manning, Indianapolis-Denver, 4 games
 83 Joe Montana, San Francisco, 4 games
 Kurt Warner, St.L. Rams-Arizona, 3 games

Most Passes Completed, Game

43 Tom Brady, New England vs. Atlanta, LI (OT)
 37 Tom Brady, New England vs. Seattle, XLIX
 34 Peyton Manning, Denver vs. Seattle, XLVIII

Most Consecutive Completions, Game

16 Tom Brady, New England vs. N.Y. Giants, XLVI
 13 Joe Montana, San Francisco vs. Denver, XXIV
 10 Phil Simms, N.Y. Giants vs. Denver, XXI
 Troy Aikman, Dallas vs. Pittsburgh, XXX
 Kurt Warner, Arizona vs. Pittsburgh, XLIII
 Drew Brees, New Orleans vs. Indianapolis, XLIV
 Tom Brady, New England vs. Atlanta, LI (OT)
 Jimmy Garoppolo, San Francisco vs. Kansas City, LIV

COMPLETION PERCENTAGE

Highest Completion Percentage, Career (40 attempts)

70.0 Troy Aikman, Dallas, 3 games, (80-56)
 68.0 Joe Montana, San Francisco, 4 games (122-83)
 66.5 Peyton Manning, Indianapolis-Denver, 4 games (155-103)

Highest Completion Percentage, Game (20 attempts)

88.0 Phil Simms, N.Y. Giants vs. Denver, XXI (25-22)
 82.1 Drew Brees, New Orleans vs. Indianapolis, XLIV (39-32)
 75.9 Joe Montana, San Francisco vs. Denver, XXIV (29-22)

YARDS GAINED

Most Yards Gained, Career

3,039 Tom Brady, New England-Tampa Bay, 10 games
 1,156 Kurt Warner, St.L. Rams-Arizona, 3 games
 1,142 Joe Montana, San Francisco, 4 games

Most Yards Gained, Game

505 Tom Brady, New England vs. Philadelphia, LII
 466 Tom Brady, New England vs. Atlanta, LI (OT)
 414 Kurt Warner, St.L. Rams vs. Tennessee, XXXIV

Longest Pass Completion

85 Jake Delhomme (to Muhammad), Carolina vs. New England, XXXVIII (TD)
 81 Brett Favre (to Freeman), Green Bay vs. New England, XXXI (TD)
 80 Jim Plunkett (to King), Oakland vs. Philadelphia, XV (TD)
 Doug Williams (to Sanders), Washington vs. Denver, XXII (TD)
 John Elway (to R.Smith), Denver vs. Atlanta, XXXIII (TD)

AVERAGE GAIN

Highest Average Gain, Career (40 attempts)

11.10 Terry Bradshaw, Pittsburgh, 4 games (84-932)
 9.85 Russell Wilson, Seattle, 2 games (46-453)
 9.62 Bart Starr, Green Bay, 2 games (47-452)

Highest Average Gain, Game (20 attempts)

14.71 Terry Bradshaw, Pittsburgh vs. L.A. Rams, XIV (21-309)
 12.80 Jim McMahon, Chicago vs. New England, XX (20-256)
 12.43 Jim Plunkett, Oakland vs. Philadelphia, XV (21-261)

TOUCHDOWNS

Most Touchdown Passes, Career

21 Tom Brady, New England-Tampa Bay, 10 games
 11 Joe Montana, San Francisco, 4 games
 9 Terry Bradshaw, Pittsburgh, 4 games

Most Touchdown Passes, Game

6 Steve Young, San Francisco vs. San Diego, XXIX
 5 Joe Montana, San Francisco vs. Denver, XXIV
 4 Terry Bradshaw, Pittsburgh vs. Dallas, XIII
 Doug Williams, Washington vs. Denver, XXII
 Troy Aikman, Dallas vs. Buffalo, XXVII
 Tom Brady, New England vs. Seattle, XLIX

HAD INTERCEPTED

Lowest Percentage, Passes Had Intercepted, Career (40 attempts)

0.00 Jim Plunkett, Oakland-L.A. Raiders, 2 games (46-0)
 Joe Montana, San Francisco, 4 games (122-0)
 1.25 Troy Aikman, Dallas, 3 games (80-1)
 1.35 Eli Manning, N.Y. Giants, 2 games (74-1)

Most Attempts, Without Interception, Game

48 Tom Brady, New England vs. N.Y. Giants, XLII
 Tom Brady, New England vs. Philadelphia, LII
 45 Kurt Warner, St.L. Rams vs. Tennessee, XXXIV
 40 Eli Manning, N.Y. Giants vs. New England, XLVI

Most Passes Had Intercepted, Career

8 John Elway, Denver, 5 games
 7 Craig Morton, Dallas-Denver, 2 games
 Jim Kelly, Buffalo, 4 games
 6 Fran Tarkenton, Minnesota, 3 games
 Tom Brady, New England-Tampa Bay, 10 games

Most Passes Had Intercepted, Game

5 Rich Gannon, Oakland vs. Tampa Bay, XXXVII
 4 Craig Morton, Denver vs. Dallas, XII
 Jim Kelly, Buffalo vs. Washington, XXVI
 Drew Bledsoe, New England vs. Green Bay, XXXI
 Kerry Collins, N.Y. Giants vs. Baltimore, XXXV
 3 By 11 players

PASS RECEIVING RECEPTIONS

Most Receptions, Career

33 Jerry Rice, San Francisco-Oakland, 4 games
 29 Rob Gronkowski, New England-Tampa Bay, 5 games
 27 Andre Reed, Buffalo, 4 games

Most Receptions, Game

14 James White, New England vs. Atlanta, LI (OT)
 13 Demaryius Thomas, Denver vs. Seattle, XLVIII
 11 Dan Ross, Cincinnati vs. San Francisco, XVI
 Jerry Rice, San Francisco vs. Cincinnati, XXXIII
 Deion Branch, New England vs. Philadelphia, XXXIX
 Wes Welker, New England vs. N.Y. Giants, XLII
 Shane Vereen, New England vs. Seattle, XLIX

YARDS GAINED

Most Yards Gained, Career

589 Jerry Rice, San Francisco-Oakland, 4 games
 364 Lynn Swann, Pittsburgh, 4 games
 Rob Gronkowski, New England-Tampa Bay, 5 games
 337 Julian Edelman, New England, 4 games

Most Yards Gained, Game

215 Jerry Rice, San Francisco vs. Cincinnati, XXIII
 193 Ricky Sanders, Washington vs. Denver, XXII
 162 Isaac Bruce, St.L. Rams vs. Tennessee, XXXIV

Longest Reception

85 Muhsin Muhammad (from Delhomme), Carolina vs. New England, XXXVIII
 81 Antonio Freeman (from Favre), Green Bay vs.

SUPER BOWL RECORDS

- New England, XXXI (TD)
 80 Kenny King (from Plunkett), Oakland vs. Philadelphia, XV (TD)
 Ricky Sanders (from Williams), Washington vs. Denver, XXII (TD)
 Rod Smith (from Elway), Denver vs. Atlanta, XXXIII

AVERAGE GAIN**Highest Average Gain, Career (8 receptions)**

- 24.4 John Stallworth, Pittsburgh, 4 games (11-268)
 23.4 Ricky Sanders, Washington, 2 games (10-234)
 22.8 Lynn Swann, Pittsburgh, 4 games (16-364)

Highest Average Gain, Game (3 receptions)

- 40.33 John Stallworth, Pittsburgh vs. L.A. Rams, XIV (3-121)
 40.25 Lynn Swann, Pittsburgh vs. Dallas, X (4-161)
 38.33 John Stallworth, Pittsburgh vs. Dallas, XIII (3-115)

TOUCHDOWNS**Most Touchdowns, Career**

- 8 Jerry Rice, San Francisco-Oakland, 4 games
 5 Rob Gronkowski, New England-Tampa Bay, 5 games
 3 John Stallworth, Pittsburgh, 4 games
 Lynn Swann, Pittsburgh, 4 games
 Cliff Branch, Oakland-L.A. Raiders, 3 games
 Antonio Freeman, Green Bay, 2 games

Most Touchdowns, Game

- 3 Jerry Rice, San Francisco vs. Denver, XXIV; vs. S.D. Chargers, XXIX
 2 Max McGee, Green Bay vs. Kansas City, I
 Bill Miller, Oakland vs. Green Bay, II
 John Stallworth, Pittsburgh vs. Dallas, XIII
 Cliff Branch, Oakland vs. Philadelphia, XV
 Dan Ross, Cincinnati vs. San Francisco, XVI
 Roger Craig, San Francisco vs. Miami, XIX
 Ricky Sanders, Washington vs. Denver, XXII
 Michael Irvin, Dallas vs. Buffalo, XXVII
 Ricky Watters, San Francisco vs. S.D. Chargers, XXIX
 Antonio Freeman, Green Bay vs. Denver, XXXII
 Keenan McCardell, Tampa Bay vs. Oakland, XXXVII
 Larry Fitzgerald, Arizona vs. Pittsburgh, XLIII
 Greg Jennings, Green Bay vs. Pittsburgh, XLV
 Rob Gronkowski, New England vs. Philadelphia, LII
 Rob Gronkowski, Tampa Bay vs. Kansas City, LV

INTERCEPTIONS BY**Most Interceptions By, Career**

- 3 Chuck Howley, Dallas, 2 games
 Rod Martin, Oakland-L.A. Raiders, 2 games
 Larry Brown, Dallas, 3 games
 2 Randy Beverly, N.Y. Jets, 1 game
 Jake Scott, Miami, 3 games
 Mike Wagner, Pittsburgh, 3 games
 Mel Blount, Pittsburgh, 4 games
 Eric Wright, San Francisco, 4 games
 Barry Wilburn, Washington, 1 game
 Brad Edwards, Washington, 1 game
 Thomas Everett, Dallas, 2 games
 James Washington, Dallas, 2 games
 Darrien Gordon, S.D. Chargers-Denver-Oakland, 4 games
 Dexter Jackson, Tampa Bay, 1 game
 Dwight Smith, Tampa Bay, 1 game
 Rodney Harrison, S.D. Chargers-New England, 4 games

Most Interceptions By, Game

- 3 Rod Martin, Oakland vs. Philadelphia, XV
 2 Randy Beverly, N.Y. Jets vs. Bal. Colts, III
 Chuck Howley, Dallas vs. Bal. Colts, V
 Jake Scott, Miami vs. Washington, VII
 Barry Wilburn, Washington vs. Denver, XXII
 Brad Edwards, Washington vs. Buffalo, XXVI
 Thomas Everett, Dallas vs. Buffalo, XXVII
 Larry Brown, Dallas vs. Pittsburgh, XXX
 Darrien Gordon, Denver vs. Atlanta, XXXIII
 Dexter Jackson, Tampa Bay vs. Oakland, XXXVIII
 Dwight Smith, Tampa Bay vs. Oakland, XXXVII
 Rodney Harrison, New England vs. Philadelphia, XXXIX

YARDS GAINED**Most Yards Gained, Career**

- 108 Darrien Gordon, S.D. Chargers-Denver-Oakland, 4 games
 100 James Harrison, Pittsburgh, 2 games
 94 Dwight Smith, Tampa Bay, 1 game

Most Yards Gained, Game

- 108 Darrien Gordon, Denver vs. Atlanta, XXXIII
 100 James Harrison, Pittsburgh vs. Arizona, XLIII
 94 Dwight Smith, Tampa Bay vs. Oakland, XXXVII

Longest Return

- 100 James Harrison, Pittsburgh vs. Arizona, XLIII (TD)
 82 Robert Alford, Atlanta vs. New England, LI (OT) (TD)
 76 Kelly Herndon, Seattle vs. Pittsburgh, XL

TOUCHDOWNS**Most Touchdowns, Game**

- 2 Dwight Smith, Tampa Bay vs. Oakland, XXXVII
 1 Herb Adderley, Green Bay vs. Oakland, II
 Willie Brown, Oakland vs. Minnesota, XI
 Jack Squirek, L.A. Raiders vs. Washington, XVIII
 Reggie Phillips, Chicago vs. New England, XX
 Duane Starks, Bal. Ravens vs. N.Y. Giants, XXXV
 Ty Law, New England vs. St.L. Rams, XXXVI
 Derrick Brooks, Tampa Bay vs. Oakland, XXXVII
 Kelvin Hayden, Indianapolis vs. Chicago, XLI
 James Harrison, Pittsburgh vs. Arizona, XLIII
 Tracy Porter, New Orleans vs. Indianapolis, XLIV
 Nick Collins, Green Bay vs. Pittsburgh, XLV
 Malcolm Smith, Seattle vs. Denver, XLVII
 Robert Alford, Atlanta vs. New England, LI (OT)

PUNTING**Most Punts, Career**

- 17 Mike Eischeid, Oakland-Minnesota, 3 games
 Mike Horan, Denver-St.L. Rams, 4 games
 16 Brad Maynard, N.Y. Giants-Chicago, 2 games
 15 Larry Seiple, Miami, 3 games

Most Punts, Game

- 11 Brad Maynard, N.Y. Giants vs. Bal. Ravens, XXXV
 10 Kyle Richardson, Bal. Ravens vs. N.Y. Giants, XXXV
 9 Ron Widby, Dallas vs. Bal. Colts, V
 Johnny Hekker, L.A. Rams vs. New England, LIII

Longest Punt

- 65 Johnny Hekker, L.A. Rams vs. New England, LIII
 64 Ryan Allen, New England vs. Seattle, XLIX
 63 Lee Johnson, Cincinnati vs. San Francisco, XXIII

AVERAGE YARDAGE**Highest Average, Punting, Career (10 punts)**

- 46.5 Jerrel Wilson, Kansas City, 2 games (11-511)
 44.4 Ryan Allen, New England, 4 games (13-577)
 43.8 Tom Rouen, Denver-Seattle, 3 games (11-482)

Highest Average, Punting, Game (4 punts)

- 50.2 Tom Rouen, Seattle vs. Pittsburgh, XL (6-301)
 49.0 Ryan Allen, New England vs. Seattle, XLIX (4-196)
 48.8 Bryan Wagner, S.D. Chargers vs. San Francisco, XXIX (4-195)

PUNT RETURNS**Most Punt Returns, Career**

- 8 Troy Brown, New England, 3 games
 Julian Edelman, New England, 4 games
 6 Willie Wood, Green Bay, 2 games
 Jake Scott, Miami, 3 games
 Theo Bell, Pittsburgh, 2 games
 Mike Nelms, Washington, 1 game
 John Taylor, San Francisco, 3 games
 Desmond Howard, Green Bay, 1 game
 David Meggett, N.Y. Giants-New England, 2 games
 Darrien Gordon, S.D. Chargers-Denver-Oakland, 4 games
 5 Dana McLemore, San Francisco, 1 game

Most Punt Returns, Game

- 6 Mike Nelms, Washington vs. Miami, XVII
 Desmond Howard, Green Bay vs. New England, XXXI
 5 Willie Wood, Green Bay vs. Oakland, II
 Dana McLemore, San Francisco vs. Miami, XIX

SUPER BOWL RECORDS

- 4** By 10 players
- Most Fair Catches, Game**
- 4 Jermaine Lewis, Baltimore vs. N.Y. Giants, XXXV
Karl Williams, Tampa Bay vs. Oakland, XXXVII
- 3 Ron Gardin, Bal. Colts vs. Dallas, V
Golden Richards, Dallas vs. Pittsburgh, X
Greg Pruitt, L.A. Raiders vs. Washington, XXIII
Al Edwards, Buffalo vs. N.Y. Giants, XXV
David Meggett, N.Y. Giants vs. Buffalo, XXV
Jordan Norwood, Denver vs. Carolina, 50

YARDS GAINED

Most Yards Gained, Career

- 94 John Taylor, San Francisco, 3 games
90 Desmond Howard, Green Bay, 1 game
69 Julian Edelman, New England, 4 games

Most Yards Gained, Game

- 90 Desmond Howard, Green Bay vs. New England, XXXI
61 Jordan Norwood, Denver vs. Carolina, 50
56 John Taylor, San Francisco vs. Cincinnati, XXIII

Longest Return

- 61 Jordan Norwood, Denver vs. Carolina, 50
45 John Taylor, San Francisco vs. Cincinnati, XXIII
34 Darrell Green, Washington vs. L.A. Raiders, XVIII
Desmond Howard, Green Bay vs. New England, XXXI
Jermaine Lewis, Bal. Ravens vs. N.Y. Giants, XXXV
Steve Breaston, Arizona vs. Pittsburgh, XLIII

AVERAGE YARDAGE

Highest Average, Career (4 returns)

- 15.7 John Taylor, San Francisco, 3 games (6-94)
15.0 Desmond Howard, Green Bay, 1 game (6-90)
11.2 David Meggett, N.Y. Giants-New England, 2 games (6-67)
Julian Edelman, New England, 3 games (6-67)

Highest Average, Game (3 returns)

- 18.7 John Taylor, San Francisco vs. Cincinnati, XXIII (3-56)
15.0 Desmond Howard, Green Bay vs. New England, XXXI (6-90)
14.0 Terrence Wilkins, Indianapolis vs. Chicago, XLI (3-42)

TOUCHDOWNS

Most Touchdowns, Game

None

KICKOFF RETURNS

Most Kickoff Returns, Career

- 10 Ken Bell, Denver, 3 games
8 Larry Anderson, Pittsburgh, 2 games
Fulton Walker, Miami, 2 games
Andre Coleman, S.D. Chargers, 1 game
Marcus Knight, Oakland, 1 game
- 7 Preston Pearson, Bal. Colts-Pittsburgh-Dallas, 5 games
Stephen Starring, New England, 1 game
David Meggett, N.Y. Giants-New England, 2 games

Most Kickoff Returns, Game

- 8 Andre Coleman, S.D. Chargers vs. San Francisco, XXIX
Marcus Knight, Oakland vs. Tampa Bay, XXXVII
7 Stephen Starring, New England vs. Chicago, XX
6 Darren Carrington, Denver vs. San Francisco, XXIV
Antonio Freeman, Green Bay vs. Denver, XXXII
Ron Dixon, N.Y. Giants vs. Bal. Ravens, XXXV

YARDS GAINED

Most Yards Gained, Career

- 283 Fulton Walker, Miami, 2 games
244 Andre Coleman, S.D. Chargers, 1 game
210 Tim Dwight, Atlanta, 1 game

Most Yards Gained, Game

- 244 Andre Coleman, S.D. Chargers vs. San Francisco, XXIX
210 Tim Dwight, Atlanta vs. Denver, XXXIII
206 Jacoby Jones, Bal. Ravens vs. San Francisco, XLVII

Longest Return

- 108 Jacoby Jones, Bal. Ravens vs. San Francisco, XLVII (TD)
99 Desmond Howard, Green Bay vs. New England, XXXI (TD)
98 Fulton Walker, Miami vs. Washington, XVII (TD)
Andre Coleman, S.D. Chargers vs. San Francisco, XXIX (TD)

AVERAGE YARDAGE

Highest Average, Career (4 returns)

- 42.0 Tim Dwight, Atlanta, 1 game (5-210)
41.2 Jacoby Jones, Bal. Ravens, 1 game (5-206)
38.5 Desmond Howard, Green Bay, 1 game (4-154)

Highest Average, Game (3 returns)

- 47.5 Fulton Walker, Miami vs. Washington, XVII (4-190)
42.0 Tim Dwight, Atlanta vs. Denver, XXXIII (5-210)
41.2 Jacoby Jones, Bal. Ravens vs. San Francisco, XLVII (5-206)

TOUCHDOWNS

Most Touchdowns, Game

- 1 Fulton Walker, Miami vs. Washington, XVII
Stanford Jennings, Cincinnati vs. San Francisco, XXIII
Andre Coleman, S.D. Chargers vs. San Francisco, XXIX
Desmond Howard, Green Bay vs. New England, XXXI
Tim Dwight, Atlanta vs. Denver, XXXIII
Ron Dixon, N.Y. Giants vs. Bal. Ravens, XXXV
Jermaine Lewis, Bal. Ravens vs. N.Y. Giants, XXXV
Devin Hester, Chicago vs. Indianapolis, XLI
Jacoby Jones, Bal. Ravens vs. San Francisco, XLVII
Percy Harvin, Seattle vs. Denver, XLVIII

FUMBLES

Most Fumbles, Career

- 5 Roger Staubach, Dallas, 4 games
Tom Brady, New England-Tampa Bay, 10 games
4 Jim Kelly, Buffalo, 4 games
Kurt Warner, St.L. Rams-Arizona, 3 games
Peyton Manning, Indianapolis-Denver, 4 games
3 Franco Harris, Pittsburgh, 4 games
Terry Bradshaw, Pittsburgh, 4 games
John Elway, Denver, 5 games
Frank Reich, Buffalo, 4 games
Thurman Thomas, Buffalo, 4 games
Patrick Mahomes, Kansas City, 2 games

Most Fumbles, Game

- 3 Roger Staubach, Dallas vs. Pittsburgh, X
Jim Kelly, Buffalo vs. Washington, XXVI
Frank Reich, Buffalo vs. Dallas, XXVII
- 2 Franco Harris, Pittsburgh vs. Minnesota, IX
Butch Johnson, Dallas vs. Denver, XII
Terry Bradshaw, Pittsburgh vs. Dallas, XIII
Joe Montana, San Francisco vs. Cincinnati, XXIII
John Elway, Denver vs. San Francisco, XXIV
Thurman Thomas, Buffalo vs. Dallas, XXVIII
Rex Grossman, Chicago vs. Indianapolis, XLI
Eli Manning, N.Y. Giants vs. New England, XLII
Kurt Warner, Arizona vs. Pittsburgh, XLIII
Peyton Manning, Denver vs. Carolina, 50
Cam Newton, Carolina vs. Denver, 50
Mike Tolbert, Carolina vs. Denver, 50
Patrick Mahomes, Kansas City vs. San Francisco, LIV

RECOVERIES

Most Fumbles Recovered, Career

- 2 Jake Scott, Miami, 3 games (1 own, 1 opp)
Fran Tarkenton, Minnesota, 3 games (2 own)
Franco Harris, Pittsburgh, 4 games (2 own)
Roger Staubach, Dallas, 4 games (2 own)
Bobby Walden, Pittsburgh, 2 games (2 own)
John Fitzgerald, Dallas, 4 games (2 own)
Randy Hughes, Dallas, 3 games (2 opp)
Butch Johnson, Dallas, 2 games (2 own)
Mike Singletary, Chicago, 1 game (2 opp)
John Elway, Denver, 5 games (2 own)
Jimmie Jones, Dallas, 2 games (2 opp)
Kenneth Davis, Buffalo, 4 games (2 own)
Kurt Warner, St.L. Rams-Arizona, 3 games (2 own)
Danny Trevathan, Denver 2 games (1 own, 1 opp)
Patrick Mahomes, Kansas City, 2 games (2 own)

SUPER BOWL RECORDS

Most Fumbles Recovered, Game

- 2 Jake Scott, Miami vs. Minnesota, VIII (1 own, 1 opp)
 Roger Staubach, Dallas vs. Pittsburgh, X (2 own)
 Randy Hughes, Dallas vs. Denver, XII (2 opp)
 Butch Johnson, Dallas vs. Denver, XII (2 own)
 Mike Singletary, Chicago vs. New England, XX (2 opp)
 Jimmie Jones, Dallas vs. Buffalo, XXVII (2 opp)
 Danny Trevathan, Denver vs. Carolina, 50 (1 own, 1 opp)

YARDS GAINED

Most Yards Gained, Game

- 64 Leon Lett, Dallas vs. Buffalo, XXVII (opp)
 49 Mike Bass, Washington vs. Miami, VII (opp)
 46 James Washington, Dallas vs. Buffalo, XXVIII (opp)

Longest Return

- 64 Leon Lett, Dallas vs. Buffalo, XXVII
 49 Mike Bass, Washington vs. Miami, VII (TD)
 46 James Washington, Dallas vs. Buffalo, XXVIII (TD)

TOUCHDOWNS

Most Touchdowns, Game

- 1 Mike Bass, Washington vs. Miami, VII (opp 49 yds)
 Mike Hegman, Dallas vs. Pittsburgh, XIII (opp 37 yds)
 Jimmie Jones, Dallas vs. Buffalo, XXVII (opp 2 yds)
 Ken Norton, Dallas vs. Buffalo, XXVII (opp 9 yds)
 James Washington, Dallas vs. Buffalo, XXVIII (opp 46 yds)
 Malik Jackson, Denver vs. Carolina, 50 (opp 0 yds)

COMBINED NET YARDS GAINED

(Rushing, receiving, interception returns, punt returns, kickoff returns, and fumble returns)

ATTEMPTS

Most Attempts, Career

- 108 Franco Harris, Pittsburgh, 4 games
 81 Emmitt Smith, Dallas, 3 games
 72 Roger Craig, San Francisco, 3 games
 Thurman Thomas, Buffalo, 4 games

Most Attempts, Game

- 39 John Riggins, Washington vs. Miami, XVII
 35 Franco Harris, Pittsburgh vs. Minnesota, IX
 34 Matt Snell, N.Y. Jets vs. Bal. Colts, III
 Emmitt Smith, Dallas vs. Buffalo, XXVIII

YARDS GAINED

Most Yards Gained, Career

- 604 Jerry Rice, San Francisco-Oakland, 4 games
 496 Julian Edelman, New England, 4 games
 468 Franco Harris, Pittsburgh, 4 games

Most Yards Gained, Game

- 290 Jacoby Jones, Bal. Ravens vs. San Francisco, XLVII
 244 Andre Coleman, S.D. Chargers vs. San Francisco, XXIX
 Desmond Howard, Green Bay vs. New England, XXXI
 235 Ricky Sanders, Washington vs. Denver, XXII

SACKS

Sacks have been compiled since XVII.

Most Sacks, Career

- 4.5 Charles Haley, San Francisco-Dallas, 5 games
 4.0 Justin Tuck, N.Y. Giants, 2 games
 3.0 Danny Stubbs, San Francisco, 2 games
 Leonard Marshall, N.Y. Giants, 2 games
 Jeff Wright, Buffalo, 4 games
 Reggie White, Green Bay, 2 games
 Willie McGinest, New England, 4 games
 Tedy Bruschi, New England, 5 games
 Mike Vrabel, New England, 4 games
 Darnell Dockett, Arizona, 1 game
 LaMarr Woodley, Pittsburgh, 2 games
 Kony Ealy, Carolina, 1 game
 Grady Jarrett, Atlanta, 1 game
 Dont'a Hightower, New England, 3 games

Most Sacks, Game

- 3.0 Reggie White, Green Bay vs. New England, XXXI
 Darnell Dockett, Arizona vs. Pittsburgh, XLIII
 Kony Ealy, Carolina vs. Denver 50

- Grady Jarrett, Atlanta vs. New England, LI (OT)
 2.5 Von Miller, Denver vs. Carolina, 50
 Trey Flowers, New England vs. Atlanta, LI (OT)
 2.0 Dwaine Board, San Francisco vs. Miami, XIX
 Dennis Owens, New England vs. Chicago, XX
 Otis Wilson, Chicago vs. New England, XX
 Leonard Marshall, N.Y. Giants vs. Denver, XXI
 Alvin Walton, Washington vs. Denver, XXII
 Charles Haley, San Francisco vs. Cincinnati, XXIII
 Danny Stubbs, San Francisco vs. Denver, XXIV
 Jeff Wright, Buffalo vs. Dallas, XXVIII
 Raylee Johnson, S.D. Chargers vs. San Francisco, XXIX
 Chad Hennings, Dallas vs. Pittsburgh, XXX
 Tedy Bruschi, New England vs. Green Bay, XXXI
 Michael McCrary, Bal. Ravens vs. N.Y. Giants, XXXV
 Simeon Rice, Tampa Bay vs. Oakland, XXXVII
 Mike Vrabel, New England vs. Carolina, XXXVIII
 Adaius Thomas, New England vs. N.Y. Giants, XLII
 Justin Tuck, N.Y. Giants vs. New England, XLII;
 vs. New England, XLVI
 LaMarr Woodley, Pittsburgh vs. Arizona, XLIII
 Paul Kruger, Bal. Ravens vs. San Francisco, XLVII
 DeMarcus Ware, Denver vs. Carolina, 50
 Dont'a Hightower, New England vs. L.A. Rams, LIII

TEAM RECORDS

GAMES, VICTORIES, DEFEATS

Most Games

- 11 New England, XX, XXXI, XXXVI, XXXVIII-XXXIX, XLII, XLVI, XLIX, LI-LIII
 8 Dallas, V-VI, X, XII-XIII, XXVII-XXXVIII, XXX
 Pittsburgh, IX-X, XIII-XIV, XXX, XL, XLIII, XLV
 Denver, XII, XXI-XXII, XXIV, XXXII-XXXIII, XLVIII, 50
 7 San Francisco, XVI, XIX, XXIII-XXIV, XXIX, XLVII, LIV

Most Consecutive Games

- 4 Buffalo, XXV-XXXIII
 3 Miami, VI-VIII
 New England, LI-LIII
 2 Green Bay, I-II; XXXI-XXXII
 Dallas, V-VI; XII-XIII; XXVII-XXXVIII
 Minnesota, VIII-IX
 Pittsburgh, IX-X; XIII-XIV
 Washington, XVII-XVIII
 Denver, XXI-XXII; XXXII-XXXIII
 San Francisco, XXIII-XXIV
 New England, XXXVIII-XXXIX
 Seattle, XLIVIII-XLIX
 Kansas City, LIV-LV

Most Games Won

- 6 Pittsburgh, IX-X, XIII-XIV, XL, XLIII
 New England, XXXVI, XXXVIII-XXXIX, XLIX, LI, LIII
 5 San Francisco, XVI, XIX, XXIII-XXIV, XXIX
 Dallas, VI, XII, XXVII-XXVIII, XXX
 4 Green Bay, I-II, XXXI, XLV
 N.Y. Giants, XXI, XXV, XLII, XLVI

Most Consecutive Games Won

- 2 Green Bay, I-II
 Miami, VII-VIII
 Pittsburgh, IX-X, XIII-XIV
 San Francisco, XXIII-XXIV
 Dallas, XXVII-XXVIII
 Denver, XXXII-XXXIII
 New England, XXXVIII-XXXIX

Most Games Lost

- 5 Denver, XII, XXI-XXII, XXIV, XLVIII
 New England, XX, XXXI, XLII, XLVI, LII
 4 Minnesota, IV, VIII-IX, XI
 Buffalo, XXV-XXXVIII
 3 Dallas, V, X, XIII
 Miami, VI, XVII, XIX
 St. Louis/L.A. Rams, XIV, XXXVI, LIII

Most Consecutive Games Lost

- 4 Buffalo, XXV-XXXVIII
 2 Minnesota, VIII-IX
 Denver, XXI-XXII

SUPER BOWL RECORDS

SCORING

Most Points, Game

- 55 San Francisco vs. Denver, XXIV
- 52 Dallas vs. Buffalo, XXVII
- 49 San Francisco vs. S.D. Chargers, XXIX

Fewest Points, Game

- 3 Miami vs. Dallas, VI
- L.A. Rams vs. New England, LIII
- 6 Minnesota vs. Pittsburgh, IX
- 7 By five teams

Most Points, Both Teams, Game

- 75 San Francisco (49) vs. S.D. Chargers (26), XXIX
- 74 Philadelphia (41) vs. New England (33), LII
- 69 Dallas (52) vs. Buffalo (17), XXVII
- Tampa Bay (48) vs. Oakland (21), XXXVII

Fewest Points, Both Teams, Game

- 16 L.A. Rams (3) vs. New England (13), LIII
- 21 Washington (7) vs. Miami (14), VII
- 22 Minnesota (6) vs. Pittsburgh (16), IX

Largest Margin of Victory, Game

- 45 San Francisco vs. Denver, XXIV (55-10)
- 36 Chicago vs. New England, XX (46-10)
- 35 Dallas vs. Buffalo, XXVII (52-17)
- Seattle vs. Denver, XLVIII (43-8)

Most Points, Each Half

- 1st: 35 Washington vs. Denver, XXII
- 2nd: 30 N.Y. Giants vs. Denver, XXI

Most Points, Each Quarter

- 1st: 14 Miami vs. Minnesota, VIII
- Oakland vs. Philadelphia, XV
- Dallas vs. Buffalo, XXVII
- San Francisco vs. S.D. Chargers, XXIX
- New England vs. Green Bay, XXXI
- Chicago vs. Indianapolis, XLI
- Green Bay vs. Pittsburgh, XLV
- 2nd: 35 Washington vs. Denver, XXII
- 3rd: 21 Chicago vs. New England, XX
- 4th: 21 Dallas vs. Buffalo, XXVII
- Kansas City vs. San Francisco, LIV
- OT: 6 New England vs. Atlanta, LI

Most Points, Both Teams, Each Half

- 1st: 45 Washington (35) vs. Denver (10), XXII
- 2nd: 46 Tampa Bay (28) vs. Oakland (18), XXXVII

Fewest Points, Both Teams, Each Half

- 1st: 2 Minnesota (0) vs. Pittsburgh (2), IX
- 2nd: 7 Miami (0) vs. Washington (7), VII
- Denver (0) vs. Washington (7), XXII

Most Points, Both Teams, Each Quarter

- 1st: 24 New England (14) vs. Green Bay (10), XXXI
- 2nd: 35 Washington (35) vs. Denver (0), XXII
- 3rd: 24 Washington (14) vs. Buffalo (10), XXVI
- San Francisco (17) vs. Bal. Ravens (7), XLVII
- 4th: 37 Carolina (19) vs. New England (18), XXXVIII

TOUCHDOWNS

Most Touchdowns, Game

- 8 San Francisco vs. Denver, XXIV
- 7 Dallas vs. Buffalo, XXVII
- San Francisco vs. S.D. Chargers, XXIX
- 6 Washington vs. Denver, XXII
- Tampa Bay vs. Oakland, XXXVII

Fewest Touchdowns, Game

- 0 Miami vs. Dallas, VI
- L.A. Rams vs. New England, LIII
- Kansas City vs. Tampa Bay, LV
- 1 By 22 teams

Most Touchdowns, Both Teams, Game

- 10 San Francisco (7) vs. S.D. Chargers (3), XXIX
- 9 Pittsburgh (5) vs. Dallas (4), XIII
- San Francisco (8) vs. Denver (1), XXIV
- Dallas (7) vs. Buffalo (2), XXVII
- Tampa Bay (6) vs. Oakland (3), XXXVII
- Philadelphia (5) vs. New England (4), LII
- 8 Carolina (4) vs. New England (4), XXXVIII
- Atlanta (4) vs. New England (4), LI (OT)

Fewest Touchdowns, Both Teams, Game

- 1 L.A. Rams (0) vs. New England (1), LIII
- 2 Bal. Colts (1) vs. N.Y. Jets (1), III
- 3 In seven games

POINTS AFTER TOUCHDOWN

Most (One-Point) Points After Touchdown, Game

- 7 San Francisco vs. Denver, XXIV
- Dallas vs. Buffalo, XXVII
- San Francisco vs. S.D. Chargers, XXIX
- 6 Washington vs. Denver, XXII
- Tampa Bay vs. Oakland, XXXVII
- 5 Green Bay vs. Kansas City, I
- Pittsburgh vs. Dallas, XIII
- L.A. Raiders vs. Washington, XXVII
- San Francisco vs. Miami, XIX
- Chicago vs. New England, XX
- Seattle vs. Denver, XLVIII

Most (One-Point) Points After Touchdown, Both Teams, Game

- 9 Pittsburgh (5) vs. Dallas (4), XIII
- Dallas (7) vs. Buffalo (2), XXVII
- 8 San Francisco (7) vs. Denver (1), XXIV
- San Francisco (7) vs. S.D. Chargers (1), XXIX
- 7 Washington (6) vs. Denver (1), XXII
- Washington (4) vs. Buffalo (3), XXVI
- Denver (4) vs. Green Bay (3), XXXII
- New England (4) vs. Seattle (3), XLIX

Fewest (One-Point) Points After Touchdown, Both Teams, Game

- 1 L.A. Rams (0) vs. New England (1), LIII
- 2 Bal. Colts (1) vs. N.Y. Jets (1), III
- Bal. Colts (1) vs. Dallas (1), V
- Minnesota (0) vs. Pittsburgh (2), IX
- Carolina (1) vs. Denver (1), 50

Most Two-Point Conversions, Game

- 2 S.D. Chargers vs. San Francisco, XXIX
- New England vs. Atlanta, LI (OT)

Most Two-Point Conversions, Both Teams, Game

- 2 S.D. Chargers (2) vs. San Francisco (0), XXIX
- New England (2) vs. Atlanta (0), LI (OT)

FIELD GOALS

Most Field Goals Attempted, Game

- 5 N.Y. Jets vs. Bal. Colts, III
- Dallas vs. Denver, XII
- 4 Green Bay vs. Oakland, II
- Pittsburgh vs. Dallas, XX
- San Francisco vs. Cincinnati, XVI; XXIII
- Denver vs. N.Y. Giants, XXI
- Denver vs. Atlanta, XXXIII
- St.L. Rams vs. Tennessee, XXXIV
- Indianapolis vs. Chicago, XLI

Most Field Goals Attempted, Both Teams, Game

- 7 N.Y. Jets (5) vs. Bal. Colts (2), III
- San Francisco (4) vs. Cincinnati (3), XXIII
- St.L. Rams (4) vs. Tennessee (3), XXXIV
- Denver (4) vs. Atlanta (3), XXXIII
- Dallas (5) vs. Denver (1), XII
- New England (3) vs. Philadelphia (3), LII
- 5 Green Bay (4) vs. Oakland (1), II
- Pittsburgh (4) vs. Dallas (1), X
- Oakland (3) vs. Philadelphia (2), XV
- Denver (4) vs. N.Y. Giants (1), XXI
- Dallas (3) vs. Buffalo (2), XXVIII
- Indianapolis (4) vs. Chicago (1), XLI
- New Orleans (3) vs. Indianapolis (2), XLIV
- San Francisco (3) vs. Bal. Ravens (2), XLVII
- Denver (3) vs. Carolina (2), 50
- L.A. Rams (2) vs. New England (3), LIII

Fewest Field Goals Attempted, Both Teams, Game

- 1 Minnesota (0) vs. Miami (1), VIII
- San Francisco (0) vs. Denver (1), XXIV
- Philadelphia (0) vs. New England (1), XXXIX
- New England (0) vs. N.Y. Giants (1), XLII
- New England (0) vs. Seattle (1), XLIX
- 2 Green Bay (0) vs. Kansas City (2), I
- Miami (1) vs. Washington (1), VII

SUPER BOWL RECORDS

Minnesota (1) vs. Pittsburgh (1), IX
 Dallas (1) vs. Pittsburgh (1), XIII
 Dallas (1) vs. Buffalo (1), XXVII
 S.D. Chargers (1) vs. San Francisco (1), XXIX
 Denver (1) vs. Green Bay (1), XXXII
 Arizona (0) vs. Pittsburgh (2), XLIII
 Denver (0) vs. Seattle (2), XLVIII
 Atlanta (0) vs. New England (2), LI (OT)

Most Field Goals, Game

4 Green Bay vs. Oakland, II
 San Francisco vs. Cincinnati, XVI
 3 N.Y. Jets vs. Bal. Colts, III
 Kansas City vs. Minnesota, IV
 Miami vs. San Francisco, XIX
 Chicago vs. New England, XX
 Cincinnati vs. San Francisco, XXIII
 Washington vs. Buffalo, XXVI
 Dallas vs. Buffalo, XXVIII
 St.L. Rams vs. Tennessee, XXXIV
 Indianapolis vs. Chicago, XLI
 New Orleans vs. Indianapolis, XLIV
 San Francisco vs. Bal. Ravens, XLVII
 Denver vs. Carolina, 50
 Philadelphia vs. New England, LII
 Kansas City vs. Tampa Bay, LV

Most Field Goals, Both Teams, Game

5 Cincinnati (3) vs. San Francisco (2), XXIII
 Dallas (3) vs. Buffalo (2), XXVIII
 San Francisco (3) vs. Baltimore (2), XLVII
 Philadelphia (3) vs. New England (2), LII
 4 Green Bay (4) vs. Oakland (0), II
 San Francisco (4) vs. Cincinnati (0), XVI
 Miami (3) vs. San Francisco (1), XIX
 Chicago (3) vs. New England (1), XX
 Washington (3) vs. Buffalo (1), XXVI
 Atlanta (2) vs. Denver (2), XXXIII
 St.L. Rams (3) vs. Tennessee (1), XXXIV
 Indianapolis (3) vs. Chicago (1), XLI
 New Orleans (3) vs. Indianapolis (1), XLIV
 Denver (3) vs. Carolina (1), 50
 Kansas City (3) vs. Tampa Bay (1), LV

3 In 16 games

Fewest Field Goals, Both Teams, Game

0 Miami vs. Washington, VII
 Pittsburgh vs. Minnesota, IX
 1 Green Bay (0) vs. Kansas City (1), I
 Minnesota (0) vs. Miami (1), VIII
 Pittsburgh (0) vs. Dallas (1), XIII
 Washington (0) vs. Denver (1), XXII
 San Francisco (0) vs. Denver (1), XXIV
 San Francisco (0) vs. S.D. Chargers (1), XXIX
 Philadelphia (0) vs. New England (1), XXXIX
 Pittsburgh (0) vs. Seattle (1), XLI
 New England (0) vs. N.Y. Giants (1), XLII
 New England (0) vs. Seattle (1), XLIX

SAFETIES

Most Safeties, Game

1 Pittsburgh vs. Minnesota, IX; vs. Dallas, X
 Chicago vs. New England, XX
 N.Y. Giants vs. Denver, XXI; vs. New England, XLVI
 Buffalo vs. N.Y. Giants, XXV
 Arizona vs. Pittsburgh, XLIII
 San Francisco vs. Bal. Ravens, XLVII
 Seattle vs. Denver, XLVIII

FIRST DOWNS

Most First Downs, Game

37 New England vs. Atlanta, LI (OT)
 31 San Francisco vs. Miami, XIX
 29 New England vs. Carolina, XXXVIII
 New England vs. Philadelphia, LII

Fewest First Downs, Game

9 Minnesota vs. Pittsburgh, IX
 Miami vs. Washington, XVII
 10 Dallas vs. Bal. Colts, V

Miami vs. Dallas, VI
 11 Denver vs. Dallas, XII
 N.Y. Giants vs. Bal. Ravens, XXXV
 Oakland vs. Tampa Bay, XXXVII
 Chicago vs. Indianapolis, XLI
 Denver vs. Carolina, 50

Most First Downs, Both Teams, Game

54 New England (37) vs. Atlanta (17), LI (OT)
 New England (29) vs. Philadelphia (25), LII
 50 San Francisco (31) vs. Miami (19), XIX
 Tennessee (27) vs. St.L. Rams (23), XXXIV
 49 Buffalo (25) vs. Washington (24), XXVI

Fewest First Downs, Both Teams, Game

24 Dallas (10) vs. Bal. Colts (14), V
 N.Y. Giants (11) vs. Bal. Ravens (13), XXXV
 26 Minnesota (9) vs. Pittsburgh (17), IX
 27 Pittsburgh (13) vs. Dallas (14), X

RUSHING

Most First Downs, Rushing, Game

16 San Francisco vs. Miami, XIX
 15 Dallas vs. Miami, VI
 14 Washington vs. Miami, XVII
 San Francisco vs. Denver, XXIV
 Denver vs. Green Bay, XXXII

Fewest First Downs, Rushing, Game

1 New England vs. Chicago, XX
 St.L. Rams vs. Tennessee, XXXIV
 Oakland vs. Tampa Bay, XXXVII
 New England vs. Seattle, XLIX
 2 Minnesota vs. Kansas City, IV; vs. Pittsburgh, IX;
 vs. Oakland, XI
 Pittsburgh vs. Dallas, XIII
 Miami vs. San Francisco, XIX
 N.Y. Giants vs. Bal. Ravens, XXXV
 Arizona vs. Pittsburgh, XLIII
 Denver vs. Seattle, XLVIII
 L.A. Rams vs. New England, LIII
 3 Miami vs. Dallas, VI
 Philadelphia vs. Oakland, XV
 New England vs. Green Bay, XXXI
 Carolina vs. New England, XXXVIII
 Chicago vs. Indianapolis, XLII
 New England vs. N.Y. Giants, XLII
 New Orleans vs. Indianapolis, XLIV
 Atlanta vs. New England, LI (OT)

Most First Downs, Rushing, Both Teams, Game

21 Washington (14) vs. Miami (7), XVII
 20 Kansas City (12) vs. San Francisco (8), LIV
 19 Washington (13) vs. Denver (6), XXII
 San Francisco (14) vs. Denver (5), XXIV

Fewest First Downs, Rushing, Both Teams, Game

6 Arizona (2) vs. Pittsburgh (4), XLIII
 7 Oakland (1) vs. Tampa Bay (6), XXXVIII
 New England (3) vs. N.Y. Giants (4), XLII
 8 Bal. Colts (4) vs. Dallas (4), V
 Pittsburgh (2) vs. Dallas (6), XIII
 N.Y. Giants (2) vs. Bal. Ravens (6), XXXV
 Denver (2) vs. Seattle (6), XLVIII
 L.A. Rams (2) vs. New England (6), LIII

PASSING

Most First Downs, Passing, Game

26 New England vs. Atlanta, LI (OT)
 23 New England vs. Philadelphia, LII
 21 New England vs. Seattle, XLIX

Fewest First Downs, Passing, Game

1 Denver vs. Dallas, XII
 2 Miami vs. Washington, XVII
 4 Miami vs. Minnesota, VIII

Most First Downs, Passing, Both Teams, Game

42 New England (23) vs. Philadelphia (19), LII
 39 New England (26) vs. Atlanta (13), LI (OT)
 33 N.Y. Giants (18) vs. New England (15), XLVI

SUPER BOWL RECORDS**Fewest First Downs, Passing, Both Teams, Game**

- 9 Denver (1) vs. Dallas (8), XII
 10 Minnesota (5) vs. Pittsburgh (5), IX
 11 Dallas (5) vs. Bal. Colts (6), V
 Miami (2) vs. Washington (9), XVII

PENALTY**Most First Downs, Penalty, Game**

- 6 Tampa Bay vs. Kansas City, LV
 4 Bal. Colts vs. Dallas, V
 Miami vs. Minnesota, VIII
 Cincinnati vs. San Francisco, XVI
 Buffalo vs. Dallas, XXVII
 St.L. Rams vs. Tennessee, XXXIV
 Pittsburgh vs. Arizona, XLIII
 New England vs. Atlanta, LI (OT)
 New England vs. L.A. Rams, LIII
 3 Kansas City vs. Minnesota, IV
 Minnesota vs. Oakland, XI
 Buffalo vs. Washington, XXVI
 Green Bay vs. Denver, XXXII
 N.Y. Giants vs. Bal. Ravens, XXXV
 St.L. Rams vs. New England, XXXVI
 Tampa Bay vs. Oakland, XXXVII
 New England vs. Carolina, XXXVIII
 Denver vs. Seattle, XLVIII
 New England vs. Seattle, XLIX
 Carolina vs. Denver, 50
 Kansas City vs. Tampa Bay, LV

Most First Downs, Penalty, Both Teams, Game

- 9 Tampa Bay (6) vs. Kansas City (3), LV
 6 Cincinnati (4) vs. San Francisco (2), XVI
 St.L. Rams (4) vs. Tennessee (2), XXXIV
 Bal. Colts (4) vs. Dallas (1), V
 5 Miami (4) vs. Minnesota (1), VIII
 Buffalo (3) vs. Washington (2), XXVI
 Green Bay (3) vs. Denver (2), XXXII
 New England (3) vs. Carolina (2), XXXVIII
 Pittsburgh (4) vs. Arizona (1), XLIII
 New England (3) vs. Seattle (2), XLIX
 Carolina (3) vs. Denver (2), 50
 New England (4) vs. Atlanta (1), LI (OT)
 L.A. Rams (1) vs. New England (4), LIII

Fewest First Downs, Penalty, Both Teams, Game

- 0 Dallas vs. Miami, VI
 Miami vs. Washington, VII
 Dallas vs. Pittsburgh, X
 Miami vs. San Francisco, XIX
 Pittsburgh vs. Seattle, XL
 Green Bay vs. Pittsburgh, XLV
 1 Green Bay (0) vs. Kansas City (1), I
 Miami (0) vs. Washington (1), XVII
 Cincinnati (0) vs. San Francisco (1), XXIII
 San Francisco (0) vs. Denver (1), XXIV
 Dallas (0) vs. Buffalo (1), XXVIII
 Dallas (0) vs. Pittsburgh (1), XXX
 Denver (0) vs. Atlanta (1), XXXIII
 Chicago (0) vs. Indianapolis (1), XLI
 New England (0) vs. N.Y. Giants (1), XLVI
 San Francisco (0) vs. Kansas City (1), LIV

NET YARDS GAINED RUSHING AND PASSING**Most Yards Gained, Game**

- 613 New England vs. Philadelphia, LII
 602 Washington vs. Denver, XXII
 546 New England vs. Atlanta, LI (OT)

Fewest Yards Gained, Game

- 119 Minnesota vs. Pittsburgh, IX
 123 New England vs. Chicago, XX
 152 N.Y. Giants vs. Bal. Ravens, XXXV

Most Yards Gained, Both Teams, Game

- 1,151 New England (613) vs. Philadelphia (538), LII
 929 Washington (602) vs. Denver (327), XXII
 890 New England (546) vs. Atlanta (344), LI (OT)

Fewest Yards Gained, Both Teams, Game

- 396 N.Y. Giants (152) vs. Bal. Ravens (244), XXXV
 452 Minnesota (119) vs. Pittsburgh (333), IX
 481 Washington (228) vs. Miami (253), VII
 Denver (156) vs. Dallas (325), XII

RUSHING**ATTEMPTS****Most Attempts, Game**

- 57 Pittsburgh vs. Minnesota, IX
 53 Miami vs. Minnesota, VIII
 52 Oakland vs. Minnesota, XI
 Washington vs. Miami, XVII

Fewest Attempts, Game

- 9 Miami vs. San Francisco, XIX
 11 New England vs. Chicago, XX
 Oakland vs. Tampa Bay, XXXVII
 12 Arizona vs. Pittsburgh, XLIII

Most Attempts, Both Teams, Game

- 81 Washington (52) vs. Miami (29), XVII
 78 Pittsburgh (57) vs. Minnesota (21), IX
 Oakland (52) vs. Minnesota (26), XI
 77 Miami (53) vs. Minnesota (24), VIII
 Pittsburgh (46) vs. Dallas (31), X

Fewest Attempts, Both Teams, Game

- 36 Green Bay (13) vs. Pittsburgh (23), XLV
 37 Arizona (12) vs. Pittsburgh (25), XLIII
 New Orleans (16) vs. Indianapolis (19), XLIV
 42 New England (18) vs. N.Y. Giants (26), XLII

YARDS GAINED**Most Yards Gained, Game**

- 280 Washington vs. Denver, XXII
 276 Washington vs. Miami, XVII
 266 Oakland vs. Minnesota, XI

Fewest Yards Gained, Game

- 7 New England vs. Chicago, XX
 17 Minnesota vs. Pittsburgh, IX
 19 Oakland vs. Tampa Bay, XXXVII

Most Yards Gained, Both Teams, Game

- 377 Washington (280) vs. Denver (97), XXII
 372 Washington (276) vs. Miami (96), XVII
 338 N.Y. Giants (172) vs. Buffalo (166), XXV

Fewest Yards Gained, Both Teams, Game

- 91 Arizona (33) vs. Pittsburgh (58), XLIII
 136 New England (45) vs. N.Y. Giants (91), XLII
 150 New Orleans (51) vs. Indianapolis (99), XLIV

AVERAGE GAIN**Highest Average Gain, Game**

- 7.00 L.A. Raiders vs. Washington, XVIII (33-231)
 Washington vs. Denver, XXII (40-280)
 6.64 Buffalo vs. N.Y. Giants, XXV (25-166)
 6.41 San Francisco vs. Kansas City, LIV (22-141)

Lowest Average Gain, Game

- 0.64 New England vs. Chicago, XX (11-7)
 0.81 Minnesota vs. Pittsburgh, IX (21-17)
 1.73 Oakland vs. Tampa Bay, XXXVII (11-19)

TOUCHDOWNS**Most Touchdowns, Rushing, Game**

- 4 Chicago vs. New England, XX
 Denver vs. Green Bay, XXXII
 3 Green Bay vs. Kansas City, I
 Miami vs. Minnesota, VIII
 San Francisco vs. Denver, XXIV
 Denver vs. Atlanta, XXXIII
 2 Oakland vs. Minnesota, XI
 Pittsburgh vs. L.A. Rams, XIV
 L.A. Raiders vs. Washington, XVIII
 San Francisco vs. Miami, XIX
 N.Y. Giants vs. Denver, XXI
 Washington vs. Denver, XXII; vs. Buffalo, XXVI
 Buffalo vs. N.Y. Giants, XXV
 Dallas vs. Buffalo, XXVIII; vs. Pittsburgh, XXX
 Tennessee vs. St.L. Rams, XXXIV

SUPER BOWL RECORDS

Pittsburgh vs. Seattle, XL
 San Francisco vs. Bal. Ravens, XLVII
 New England vs. Atlanta, LI (OT)
 Kansas City vs. San Francisco, LIV

Fewest Touchdowns, Rushing, Game

0 By 37 teams

Most Touchdowns, Rushing, Both Teams, Game

4 Miami (3) vs. Minnesota (1), VIII
 Chicago (4) vs. New England (0), XX
 San Francisco (3) vs. Denver (1), XXIV
 Denver (4) vs. Green Bay (0), XXXII
 3 In 11 games

Fewest Touchdowns, Rushing, Both Teams, Game

0 Pittsburgh vs. Dallas, X
 Oakland vs. Philadelphia, XV
 Cincinnati vs. San Francisco, XXIII
 1 In 21 games

PASSING

ATTEMPTS

Most Passes Attempted, Game

63 New England vs. Atlanta, LI (OT)
 59 Buffalo vs. Washington, XXVI
 55 S.D. Chargers vs. San Francisco, XXIX

Fewest Passes Attempted, Game

7 Miami vs. Minnesota, VIII
 11 Miami vs. Washington, VII
 14 Pittsburgh vs. Minnesota, IX

Most Passes Attempted, Both Teams, Game

93 S.D. Chargers (55) vs. San Francisco (38), XXIX
 New England (49) vs. Philadelphia (44), LI
 92 Buffalo (59) vs. Washington (33), XXVI
 86 New England (63) vs. Atlanta (23), LI (OT)

Fewest Passes Attempted, Both Teams, Game

35 Miami (7) vs. Minnesota (28), VIII
 39 Miami (11) vs. Washington (28), VII
 40 Pittsburgh (14) vs. Minnesota (26), IX
 Miami (17) vs. Washington (23), XVII

COMPLETIONS

Most Passes Completed, Game

43 New England vs. Atlanta, LI (OT)
 37 New England vs. Seattle, XLIX
 34 Denver vs. Seattle, XLVIII

Fewest Passes Completed, Game

4 Miami vs. Washington, XVII
 6 Miami vs. Minnesota, VIII
 8 Miami vs. Washington, VII
 Denver vs. Dallas, XII

Most Passes Completed, Both Teams, Game

63 New Orleans (32) vs. Indianapolis (31), XLIV
 60 New England (43) vs. Atlanta (17), LI (OT)
 57 N.Y. Giants (30) vs. New England (27), XLVI
 Philadelphia (29) vs. New England (28), LI

Fewest Passes Completed, Both Teams, Game

19 Miami (4) vs. Washington (15), XVII
 20 Pittsburgh (9) vs. Minnesota (11), IX
 22 Miami (8) vs. Washington (14), VII

COMPLETION PERCENTAGE

Highest Completion Percentage, Game (20 attempts)

88.0 N.Y. Giants vs. Denver, XXI (25-22)
 82.1 New Orleans vs. Indianapolis, XLIV (39-32)
 75.0 San Francisco vs. Denver, XXIV (32-24)
 N.Y. Giants vs. New England, XLVI (40-30)

Lowest Completion Percentage, Game (20 attempts)

32.0 Denver vs. Dallas, XII (25-8)
 37.9 Denver vs. San Francisco, XXIV (29-11)
 38.5 Denver vs. Washington, XXII (39-15)
 N.Y. Giants vs. Bal. Ravens, XXXV (39-15)

YARDS GAINED

Most Yards Gained, Game

500 New England vs. Philadelphia, LI
 442 New England vs. Atlanta, LI (OT)
 407 St.L. Rams vs. Tennessee, XXXIV

Fewest Yards Gained, Game

35 Denver vs. Dallas, XII
 63 Miami vs. Minnesota, VIII
 69 Miami vs. Washington, VII

Most Yards Gained, Both Teams, Game

874 New England (500) vs. Philadelphia (374), LI
 682 New England (442) vs. Atlanta (240), LI (OT)
 649 New England (354) vs. Carolina (295), XXXVIII

Fewest Yards Gained, Both Teams, Game

156 Miami (69) vs. Washington (87), VII
 186 Pittsburgh (84) vs. Minnesota (102), IX
 204 Miami (80) vs. Washington (124), XVII

TIMES SACKED

Most Times Sacked, Game

7 Dallas vs. Pittsburgh, X
 New England vs. Chicago, XX
 Carolina vs. Denver, 50
 6 Kansas City vs. Green Bay, I
 Washington vs. L.A. Raiders, XVIII
 Denver vs. San Francisco, XXIV
 5 Dallas vs. Denver, XII; vs. Pittsburgh, XIII
 Cincinnati vs. San Francisco, XVI; XXIII
 Denver vs. Washington, XXII; vs. Carolina, 50
 Buffalo vs. Washington, XXVI
 Green Bay vs. New England, XXXI
 New England vs. Green Bay, XXXI;
 vs. N.Y. Giants, XLII; vs. Atlanta, LI (OT)
 Oakland vs. Tampa Bay, XXXVIII
 Atlanta vs. New England, LI (OT)

Fewest Times Sacked, Game

0 Bal. Colts vs. N.Y. Jets, III; vs. Dallas, V
 Minnesota vs. Pittsburgh, IX
 Pittsburgh vs. L.A. Rams, XIV
 Philadelphia vs. Oakland, XV
 Washington vs. Buffalo, XXVI
 Denver vs. Green Bay, XXXII; vs. Atlanta, XXXIII
 Tampa Bay vs. Oakland, XXXVII
 New England vs. Carolina, XXXVIII
 Indianapolis vs. New Orleans, XLIV
 Seattle vs. Denver, XLVIII
 Philadelphia vs. New England, LI
 1 By 24 teams

Most Times Sacked, Both Teams, Game

12 Carolina (7) vs. Denver (5), 50
 10 New England (7) vs. Chicago (3), XX
 Green Bay (5) vs. New England (5), XXXI
 New England (5) vs. Atlanta (5), LI (OT)
 9 Kansas City (6) vs. Green Bay (3), I
 Dallas (7) vs. Pittsburgh (2), X
 Dallas (5) vs. Denver (4), XII
 Dallas (5) vs. Pittsburgh (4), XIII
 Cincinnati (5) vs. San Francisco (4), XXIII

Fewest Times Sacked, Both Teams, Game

1 Philadelphia (0) vs. Oakland (1), XV
 Denver (0) vs. Green Bay (1), XXXII
 Indianapolis (0) vs. New Orleans (1), XLIV
 Seattle (0) vs. Denver (1), XLVIII
 Philadelphia (0) vs. New England (1), LI
 2 Bal. Colts (0) vs. N.Y. Jets (2), III
 Bal. Colts (0) vs. Dallas (2), V
 Minnesota (0) vs. Pittsburgh (2), IX
 Denver (0) vs. Atlanta (2), XXXIII
 Chicago (1) vs. Indianapolis (1), XLI
 3 In five games

TOUCHDOWNS

Most Touchdowns, Passing, Game

6 San Francisco vs. S.D. Chargers, XXIX
 5 San Francisco vs. Denver, XXIV

4 Pittsburgh vs. Dallas, XIII
 Washington vs. Denver, XXII
 Dallas vs. Buffalo, XXVII
 New England vs. Seattle, XLIX
 Philadelphia vs. New England, LI

SUPER BOWL RECORDS

Fewest Touchdowns, Passing, Game

0 By 24 teams

Most Touchdowns, Passing, Both Teams, Game

- 7 Pittsburgh (4) vs. Dallas (3), XIII
 San Francisco (6) vs. S.D. Chargers (1), XXIX
 Philadelphia (4) vs. New England (3), LII
 6 Carolina (3) vs. New England (3), XXXVIII
 New England (4) vs. Seattle (2), XLIX
 5 Washington (4) vs. Denver (1), XXII
 San Francisco (5) vs. Denver (0), XXIV
 Dallas (4) vs. Buffalo (1), XXVII
 Philadelphia (3) vs. New England (2), XXXIX
 Green Bay (3) vs. Pittsburgh (2), XLV

Fewest Touchdowns, Passing, Both Teams, Game

- 0 N.Y. Jets vs. Bal. Colts, III
 Miami vs. Minnesota, VIII
 Buffalo vs. Dallas, XXVIII
 Denver vs. Carolina, 50
 L.A. Rams vs. New England, LIII
 1 In seven games

INTERCEPTIONS BY

Most Interceptions By, Game

- 5 Tampa Bay vs. Oakland, XXXVII
 4 N.Y. Jets vs. Baltimore, III
 Dallas vs. Denver, XII
 Washington vs. Buffalo, XXVI
 Dallas vs. Buffalo, XXVII
 Green Bay vs. New England, XXXI
 Bal. Ravens vs. N.Y. Giants, XXXV
 3 By 13 teams

Most Interceptions By, Both Teams, Game

- 6 Bal. Colts (3) vs. Dallas (3), V
 Tampa Bay (5) vs. Oakland (1), XXXVII
 5 Washington (4) vs. Buffalo (1), XXVI
 4 In 11 games

Fewest Interceptions By, Both Teams, Game

- 0 Buffalo vs. N.Y. Giants, XXV
 St.L. Rams vs. Tennessee, XXXIV
 1 Oakland (0) vs. Green Bay (1), II
 Miami (0) vs. Dallas (1), VI
 Minnesota (0) vs. Miami (1), VIII
 N.Y. Giants (0) vs. Denver (1), XXI
 Cincinnati (0) vs. San Francisco (1), XXIII
 New England (0) vs. Carolina (1), XXXVIII
 N.Y. Giants (0) vs. New England (1), XLII
 Indianapolis (0) vs. New Orleans (1), XLIV
 New England (0) vs. N.Y. Giants (1), XLVI
 San Francisco (0) vs. Bal. Ravens (1), XLVII
 New England (0) vs. Atlanta (1), LI (OT)
 Philadelphia (0) vs. New England (1), LII

YARDS GAINED

Most Yards Gained, Game

- 172 Tampa Bay vs. Oakland, XXXVII
 136 Denver vs. Atlanta, XXXIII
 100 Pittsburgh vs. Arizona, XLIII

Most Yards Gained, Both Teams, Game

- 184 Tampa Bay (172) vs. Oakland (12), XXXVII
 137 Denver (136) vs. Atlanta (1), XXXIII
 100 Seattle (76) vs. Pittsburgh (24), XL
 Indianapolis (94) vs. Chicago (6), XLI

TOUCHDOWNS

Most Touchdowns, Game

- 3 Tampa Bay vs. Oakland, XXXVII
 1 Green Bay vs. Oakland, II
 Oakland vs. Minnesota, XI
 L.A. Raiders vs. Washington, XVIII
 Chicago vs. New England, XX
 Bal. Ravens vs. N.Y. Giants, XXXV
 New England vs. St.L. Rams, XXXVI
 Indianapolis vs. Chicago, XLI
 Pittsburgh vs. Arizona, XLIII
 New Orleans vs. Indianapolis, XLIV
 Green Bay vs. Pittsburgh, XLV

Seattle vs. Denver, XLVIII

Atlanta vs. New England, LI

PUNTING

Most Punts, Game

- 11 N.Y. Giants vs. Bal. Ravens, XXXV
 10 Bal. Ravens vs. N.Y. Giants, XXXV
 9 Dallas vs. Bal. Colts, V

L.A. Rams vs. New England, LIII

Fewest Punts, Game

- 0 New England vs. Philadelphia, LII
 1 Atlanta vs. Denver, XXXIII
 Denver vs. Atlanta, XXXIII
 Seattle vs. Denver, XLVIII
 Philadelphia vs. New England, LII
 Pittsburgh vs. L.A. Rams, XIV
 2 Denver vs. N.Y. Giants, XXI; vs. Seattle, XLVIII
 St.L. Rams vs. Tennessee, XXXIV
 Indianapolis vs. New Orleans, XLIV
 New Orleans vs. Indianapolis, XLIV
 Kansas City vs. San Francisco, LIV
 San Francisco vs. Kansas City, LIV

Most Punts, Both Teams, Game

- 21 N.Y. Giants (11) vs. Bal. Ravens (10), XXXV
 15 Washington (8) vs. L.A. Raiders (7), XXVIII
 New England (8) vs. Green Bay (7), XXXI
 Denver (8) vs. Carolina (7), 50

14 L.A. Rams (9) vs. New England (5), LIII

Fewest Punts, Both Teams, Game

- 1 New England (0) vs. Philadelphia (1), LII
 2 Atlanta (1) vs. Denver (1), XXXIII
 3 Seattle (1) vs. Denver (2), XLVIII

AVERAGE YARDAGE

Highest Average, Game (4 punts)

- 50.17 Seattle vs. Pittsburgh, XL (6-301)
 49.00 New England vs. Seattle, XLIX (4-196)
 48.75 S.D. Chargers vs. San Francisco, XXIX (4-195)

Lowest Average, Game (4 punts)

- 31.00 Tampa Bay vs. Oakland, XXXVII (5-155)
 31.20 Washington vs. Miami, VII (5-156)
 32.38 Washington vs. L.A. Raiders, XXVIII (8-259)

PUNT RETURNS

Most Punt Returns, Game

- 6 Washington vs. Miami, XVII
 Green Bay vs. New England, XXXI

5 By seven teams

Fewest Punt Returns, Game

- 0 Minnesota vs. Miami, VIII
 Buffalo vs. N.Y. Giants, XXV
 Washington vs. Buffalo, XXVI
 Denver vs. Green Bay, XXXII
 Green Bay vs. Denver, XXXII
 Atlanta vs. Denver, XXXIII
 Denver vs. Atlanta, XXXIII
 New England vs. N.Y. Giants, XLVI
 Seattle vs. Denver, XLVIII
 New England vs. Philadelphia, LII
 Philadelphia vs. New England, LII
 Kansas City vs. San Francisco, LIV
 Tampa Bay vs. Kansas City, LV

1 By 31 teams

Most Punt Returns, Both Teams, Game

- 10 Green Bay (6) vs. New England (4), XXXI
 9 Pittsburgh (5) vs. Minnesota (4), IX
 8 Green Bay (5) vs. Oakland (3), II
 Bal. Colts (5) vs. Dallas (3), V
 Washington (6) vs. Miami (2), XVII
 N.Y. Giants (5) vs. Bal. Ravens (3), XXXV

Fewest Punt Returns, Both Teams, Game

- 0 Denver vs. Green Bay, XXXII
 Atlanta vs. Denver, XXXIII
 New England vs. Philadelphia, LII
 1 New England (0) vs. N.Y. Giants (1), XLVI
 Seattle (0) vs. Denver (1), XLVIII

SUPER BOWL RECORDS

- Kansas City (0) vs. San Francisco (1), LIV
- Tampa Bay (0) vs. Kansas City (1), LV
- 2 Dallas (1) vs. Miami (1), VI
- Denver (1) vs. N.Y. Giants (1), XXI
- Buffalo (0) vs. N.Y. Giants (2), XXV
- Buffalo (1) vs. Dallas (1), XXVIII
- Indianapolis (1) vs. New Orleans (1), XLIV

YARDS GAINED

Most Yards Gained, Game

- 90 Green Bay vs. New England, XXXI
- 61 Denver vs. Carolina, 50
- 56 San Francisco vs. Cincinnati, XXIII

Fewest Yards Gained, Game

- 1 Dallas vs. Miami, VI
- Tennessee vs. St.L. Rams, XXXIV
- 0 By 23 teams

Most Yards Gained, Both Teams, Game

- 120 Green Bay (90) vs. New England (30), XXXI
- 80 N.Y. Giants (46) vs. Bal. Ravens (34), XXXV
- 74 Washington (52) vs. Miami (22), XVII

Fewest Yards Gained, Both Teams, Game

- 0 Denver vs. Green Bay, XXXII
- Atlanta vs. Denver, XXXIII
- New England vs. Philadelphia, LII
- Kansas City vs. San Francisco, LIV
- Tampa Bay vs. Kansas City, LV
- 4 Indianapolis (0) vs. New Orleans (4), XLIV
- 5 Green Bay (0) vs. Pittsburgh (5), XLV

AVERAGE RETURN

Highest Average, Game (3 returns)

- 18.7 San Francisco vs. Cincinnati, XXII (3-56)
- 15.0 Green Bay vs. New England, XXXI (6-90)
- 14.0 Indianapolis vs. Chicago, XLI (3-42)

TOUCHDOWNS

Most Touchdowns, Game

None

KICKOFF RETURNS

Most Kickoff Returns, Game

- 9 Denver vs. San Francisco, XXIV
- Oakland vs. Tampa Bay, XXXVII
- 8 S.D. Chargers vs. San Francisco, XXIX
- 7 By eight teams

Fewest Kickoff Returns, Game

- 0 Seattle vs. New England, XLIX
- 1 N.Y. Jets vs. Bal. Colts, III
- L.A. Raiders vs. Washington, XVIII
- Washington vs. Buffalo, XXVI
- New England vs. Atlanta, LI (OT)
- L.A. Rams vs. New England, LIII
- New England vs. L.A. Rams, LIII
- 2 By 13 teams

Most Kickoff Returns, Both Teams, Game

- 13 Oakland (9) vs. Tampa Bay (4), XXXVII
- 12 Denver (9) vs. San Francisco (3), XXIV
- S.D. Chargers (8) vs. San Francisco (4), XXIX
- 11 L.A. Rams (6) vs. Pittsburgh (5), XIV
- Miami (7) vs. San Francisco (4), XIX
- New England (7) vs. Chicago (4), XX
- Green Bay (6) vs. Denver (5), XXXII

Fewest Kickoff Returns, Both Teams, Game

- 2 L.A. Rams (1) vs. New England (1), LIII
- 3 Seattle (0) vs. New England (3), XLIX
- 4 Denver (2) vs. Carolina (2), 50

YARDS GAINED

Most Yards Gained, Game

- 244 S.D. Chargers vs. San Francisco, XXIX
- 227 Atlanta vs. Denver, XXXIII
- 222 Miami vs. Washington, XVII

Fewest Yards Gained, Game

- 0 Seattle vs. New England, XLIX
- 16 Washington vs. Buffalo, XXVI
- 17 L.A. Raiders vs. Washington, XVIII

Most Yards Gained, Both Teams, Game

- 312 Bal. Ravens (206) vs. San Francisco (106), XLVII
- 292 S.D. Chargers (244) vs. San Francisco (48), XXIX
- 289 Green Bay (154) vs. New England (135), XXXI

Fewest Yards Gained, Both Teams, Game

- 49 Seattle (0) vs. New England (49), XLIX
- 62 New England (20) vs. Atlanta (42), LI (OT)
- 65 L.A. Rams (27) vs. New England (38), LIII

AVERAGE GAIN

Highest Average, Game (3 returns)

- 44.0 Cincinnati vs. San Francisco, XXIII (3-132)
- 41.2 Bal. Ravens vs. San Francisco, XLVII (5-206)
- 38.5 Green Bay vs. New England, XXXI (4-154)

TOUCHDOWNS

Most Touchdowns, Game

- 1 Miami vs. Washington, XVII
- Cincinnati vs. San Francisco, XXIII
- S.D. Chargers vs. San Francisco, XXIX
- Green Bay vs. New England, XXXI
- Atlanta vs. Denver, XXXIII
- Bal. Ravens vs. N.Y. Giants, XXXV
- N.Y. Giants vs. Bal. Ravens, XXXV
- Chicago vs. Indianapolis, XLI
- Bal. Ravens vs. San Francisco, XLVII
- Seattle vs. Denver, XLVIII

Most Touchdowns, Both Teams, Game

- 2 Bal. Ravens (1) vs. N.Y. Giants (1), XXXV

PENALTIES

Most Penalties, Game

- 12 Dallas vs. Denver, XII
- Carolina vs. New England, XXXVIII
- Carolina vs. Denver, 50
- 11 Arizona vs. Pittsburgh, XLIII
- Kansas City vs. Tampa Bay, LV
- 10 Dallas vs. Bal. Colts, V
- Seattle vs. Denver, XLVIII

Fewest Penalties, Game

- 0 Miami vs. Dallas, VI
- Pittsburgh vs. Dallas, X
- Denver vs. San Francisco, XXIV
- Atlanta vs. Denver, XXXIII
- 1 Green Bay vs. Oakland, II
- Miami vs. Minnesota, VIII; vs. San Francisco, XIX
- Buffalo vs. Dallas, XXVIII
- New England vs. Philadelphia, LII
- 2 By seven teams

Most Penalties, Both Teams, Game

- 20 Dallas (12) vs. Denver (8), XII
- Carolina (12) vs. New England (8), XXXVIII
- 18 Arizona (11) vs. Pittsburgh (7), XLIII
- Carolina (12) vs. Denver (6), 50
- 16 Cincinnati (8) vs. San Francisco (8), XVI
- Green Bay (9) vs. Denver (7), XXXII

Fewest Penalties, Both Teams, Game

- 2 Pittsburgh (0) vs. Dallas (2), X
- 3 Miami (0) vs. Dallas (3), VI
- Miami (1) vs. San Francisco (2), XIX
- 4 Denver (0) vs. San Francisco (4), XXIV
- Atlanta (0) vs. Denver (4), XXXIII

YARDS PENALIZED

Most Yards Penalized, Game

- 133 Dallas vs. Bal. Colts, V
- 122 Pittsburgh vs. Minnesota, IX
- 120 Kansas City vs. Tampa Bay, LV

Fewest Yards Penalized, Game

- 0 Miami vs. Dallas, VI
- Pittsburgh vs. Dallas, X
- Denver vs. San Francisco, XXIV
- Atlanta vs. Denver, XXXIII
- 4 Miami vs. Minnesota, VIII
- 5 New England vs. Philadelphia, LII

SUPER BOWL RECORDS

Most Yards Penalized, Both Teams, Game

- 164 Dallas (133) vs. Bal. Colts (31), V
- 162 Arizona (106) vs. Pittsburgh (56), XLIII
- 159 Kansas City (120) vs. Tampa Bay (39), LV

Fewest Yards Penalized, Both Teams, Game

- 15 Miami (0) vs. Dallas (15), VI
- 20 Pittsburgh (0) vs. Dallas (20), X
- Miami (10) vs. San Francisco (10), XIX
- 38 Denver (0) vs. San Francisco (38), XXIV

FUMBLES

Most Fumbles, Game

- 8 Buffalo vs. Dallas, XXVII
- 6 Dallas vs. Denver, XII
- Buffalo vs. Washington, XXVI
- 5 Baltimore vs. Dallas, V

Fewest Fumbles, Game

- 0 By 27 teams

Most Fumbles, Both Teams, Game

- 12 Buffalo (8) vs. Dallas (4), XXVII
- 10 Dallas (6) vs. Denver (4), XII
- 8 Dallas (4) vs. Pittsburgh (4), X

Fewest Fumbles, Both Teams, Game

- 0 L.A. Rams vs. Pittsburgh, XIV
- Green Bay vs. New England, XXXI
- Pittsburgh vs. Seattle, XL
- Indianapolis vs. New Orleans, XLIV
- Seattle vs. New England, XLIX
- 1 Oakland (0) vs. Minnesota (1), XI
- Oakland (0) vs. Philadelphia (1), XV
- Denver (0) vs. Washington (1), XXII
- N.Y. Giants (0) vs. Buffalo (1), XXV
- Denver (0) vs. Atlanta (1), XXXIII
- Philadelphia (0) vs. New England (1), LII
- In 14 games

Most Fumbles Lost, Game

- 5 Buffalo vs. Dallas, XXVII
- 4 Bal. Colts vs. Dallas, V
- Denver vs. Dallas, XII
- New England vs. Chicago, XX
- 3 Chicago vs. Indianapolis, XLI
- Carolina vs. Denver, 50

Most Fumbles Lost, Both Teams, Game

- 7 Buffalo (5) vs. Dallas (2), XXVII
- 6 Denver (4) vs. Dallas (2), XII
- New England (4) vs. Chicago (2), XX
- 5 Bal. Colts (4) vs. Dallas (1), V
- Chicago (3) vs. Indianapolis (2), XLI

Fewest Fumbles Lost, Both Teams, Game

- 0 Green Bay vs. Kansas City, I
- Dallas vs. Pittsburgh, X
- Los Angeles vs. Pittsburgh, XIV
- Denver vs. N.Y. Giants, XXI; vs. Washington, XXII
- Buffalo vs. N.Y. Giants, XXV
- S.D. Chargers vs. San Francisco, XXIX
- Dallas vs. Pittsburgh, XXX
- Green Bay vs. New England, XXXI
- St.L. Rams vs. Tennessee, XXXIV
- Oakland vs. Tampa Bay, XXXVII
- Pittsburgh vs. Seattle, XL
- Indianapolis vs. New Orleans, XLIV
- New England vs. N.Y. Giants, XLVI
- Seattle vs. New England, XLIX
- L.A. Rams vs. New England, LIII
- Kansas City vs. San Francisco, LIV
- Tampa Bay vs. Kansas City, LV

Most Fumbles Recovered, Game

- 8 Dallas vs. Denver, XII (4 own, 4 opp)
- 6 Dallas vs. Buffalo, XXVII (1 own, 5 opp)
- 5 Chicago vs. New England, XX (1 own, 4 opp)
- Denver vs. Carolina, 50 (2 own, 3 opp)

TURNOVERS

(Number of times losing the ball on interceptions and fumbles.)

Most Turnovers, Game

- 9 Buffalo vs. Dallas, XXVII
- 8 Denver vs. Dallas, XII
- 7 Bal. Colts vs. Dallas, V

Fewest Turnovers, Game

- 0 Green Bay vs. Oakland, II
- Miami vs. Minnesota, VIII
- Pittsburgh vs. Dallas, X
- Oakland vs. Minnesota, XI; vs. Philadelphia, XV
- N.Y. Giants vs. Denver, XXI; vs. Buffalo, XXV
- San Francisco vs. Denver, XXIV; vs. S.D. Chargers, XXIX
- Buffalo vs. N.Y. Giants, XXV
- Dallas vs. Pittsburgh, XXX
- Green Bay vs. New England, XXXI
- St.L. Rams vs. Tennessee, XXXIV
- Tennessee vs. St.L. Rams, XXXIV
- Bal. Ravens vs. N.Y. Giants, XXXV
- New England vs. St.L. Rams, XXXVI
- New Orleans vs. Indianapolis, XLIV
- Green Bay vs. Pittsburgh, XLV
- N.Y. Giants vs. New England, XLVI
- Seattle vs. Denver, XLVIII
- Tampa Bay vs. Kansas City, LV
- 1 By many teams

Most Turnovers, Both Teams, Game

- 11 Bal. Colts (7) vs. Dallas (4), V
- Buffalo (9) vs. Dallas (2), XXVII
- 10 Denver (8) vs. Dallas (2), XII
- 8 New England (6) vs. Chicago (2), XX
- Chicago (5) vs. Indianapolis (3), XLI

Fewest Turnovers, Both Teams, Game

- 0 Buffalo vs. N.Y. Giants, XXV
- St.L. Rams vs. Tennessee, XXXIV
- 1 N.Y. Giants (0) vs. Denver (1), XXI
- New Orleans (0) vs. Indianapolis (1), XLIV
- N.Y. Giants (0) vs. New England (1), XLVI
- 2 Green Bay (1) vs. Kansas City (1), I
- Miami (0) vs. Minnesota (2), VIII
- Cincinnati (1) vs. San Francisco (1), XXIII
- Carolina (1) vs. New England (1), XXXVIII
- New England (1) vs. N.Y. Giants (1), XLII
- New England (1) vs. Philadelphia (1), LII
- L.A. Rams (1) vs. New England (1), LIII
- Tampa Bay (0) vs. Kansas City (2), LV

POSTSEASON RECORDS

Compiled by Elias Sports Bureau

Throughout this all-time postseason record section, the following abbreviations are used to indicate various levels of postseason games:

- SB Super Bowl (1966 to date)
- AFC AFC Championship Game (1970 to date) or AFL Championship Game (1960-69)
- NFC NFC Championship Game (1970 to date) or NFL Championship Game (1933-69)
- AFC-D AFC Divisional Playoff Game (1970 to date), AFC Second-Round Playoff Game (1982), AFL Inter-Divisional Playoff Game (1969), or special playoff game to break tie for AFL Division Championship (1963, 1968)
- NFC-D NFC Divisional Playoff Game (1970 to date), NFC Second-Round Playoff Game (1982), NFL Conference Championship Game (1967-69), or special playoff game to break tie for NFL Division or Conference Championship (1941, 1943, 1947, 1950, 1952, 1957, 1958, 1965)
- AFC-FR AFC First-Round Playoff Game (1978 to date)
- NFC-FR NFC First-Round Playoff Game (1978 to date)

Year indicates season in which game took place and does not necessarily reflect calendar year.

POSTSEASON GAME COMPOSITE STANDINGS

	W	L	PCT.	PTS.	OP
New England Patriots*	37	21	.638	1,416	1,202
San Francisco 49ers	32	21	.604	1,348	1,108
Green Bay Packers	36	24	.600	1,513	1,298
Baltimore Ravens	16	11	.593	569	459
Pittsburgh Steelers	36	26	.581	1,478	1,349
Las Vegas Raiders**	25	19	.568	1,042	824
Dallas Cowboys	35	28	.556	1,477	1,230
Denver Broncos	23	19	.548	906	1,044
Washington Football Team***	23	20	.535	874	797
Carolina Panthers	9	8	.529	389	367
Tampa Bay Buccaneers	10	9	.526	353	357
Jacksonville Jaguars	7	7	.500	337	357
Philadelphia Eagles	23	23	.500	914	848
New York Giants	24	25	.490	878	927
Miami Dolphins	20	21	.488	801	905
Seattle Seahawks	17	18	.486	807	762
New York Jets	12	13	.480	510	508
Indianapolis Colts****	23	25	.479	976	1,030
Buffalo Bills	16	18	.471	771	755
Chicago Bears	17	20	.459	775	763
Los Angeles Rams††	22	27	.449	890	1,080
Arizona Cardinals†	7	9	.438	362	457
Tennessee Titans†††	17	22	.436	700	898
New Orleans Saints	10	13	.435	564	619
Kansas City Chiefs#	15	20	.429	726	784
Atlanta Falcons	10	14	.417	543	592
Minnesota Vikings	21	30	.412	991	1,160
Houston Texans	4	6	.400	194	253
Los Angeles Chargers††††	12	18	.400	583	684
Cleveland Browns	12	21	.364	694	787
Detroit Lions	7	13	.350	419	499
Cincinnati Bengals	5	14	.263	336	433

* Two games played when franchise was in Boston (won 26-8, lost 51-10).

** 12 games played when franchise was in Los Angeles (won 6, lost 6, 268 points scored, 224 points allowed), 32 games played when franchise was in Oakland (won 19, lost 13, 774 points scored, 600 points allowed).

*** One game played when franchise was in Boston (lost 21-6).

**** 15 games played when franchise was in Baltimore (won 8, lost 7, 264 points scored, 262 points allowed).

† Two games played when franchise was in Chicago (won 28-21, lost 7-0), three games played when franchise was in St. Louis (lost 30-14, lost 35-23, lost 41-16).

†† One game played when franchise was in Cleveland (won 15-14), 10 games played when franchise was in

St. Louis (won 6, lost 4, 269 points scored, 247 points allowed).

††† 22 games played when franchise was in Houston and known as the Oilers (won 9, lost 13, 371 points scored, 533 points allowed).

†††† 27 games played when franchise was in San Diego (won 11, lost 16, 516 points allowed, 602 points allowed).

One game played when franchise was Dallas Texans (won 20-17).

INDIVIDUAL RECORDS

SERVICE

Most Games, Career

- 45 Tom Brady, New England-Tampa Bay (SB 10, AFC 13, AFC-D 15, AFC-FR 4, NFC 1, NFC-D 1, NFC-FR 1)
- 32 Adam Vinatieri, New England-Indianapolis (SB 5, AFC 6, AFC-D 11, AFC-FR 10)
- 29 Jerry Rice, San Francisco-Oakland-Seattle (SB 4, NFC 6, AFC 1, NFC-D 11, AFC-D 2, NFC-FR 4, AFC-FR 1)
- Stephen Gostkowski, New England-Tennessee (SB 6, AFC 10, AFC-D 10, AFC-FR 3)

Most Games, Head Coach

- 43 Bill Belichick, Cle. Browns-New England
- 36 Tom Landry, Dallas
- Don Shula, Bal. Colts-Miami
- 32 Andy Reid, Philadelphia-Kansas City

Most Championships Won, Head Coach

- 6 George Halas, Chi. Bears
- Curly Lambeau, Green Bay
- Bill Belichick, New England
- 5 Vince Lombardi, Green Bay
- 4 Guy Chamberlin, Canton Bulldogs-Cle. Bulldogs-Frankford Yellow Jackets
- Chuck Noll, Pittsburgh

Most Games Won, Head Coach

- 31 Bill Belichick, Cle. Browns-New England
- 20 Tom Landry, Dallas
- 19 Don Shula, Bal. Colts-Miami

Most Games Lost, Head Coach

- 17 Don Shula, Bal. Colts-Miami
- 16 Tom Landry, Dallas
- 15 Andy Reid, Philadelphia-Kansas City

SCORING POINTS

Most Points, Career

- 238 Adam Vinatieri, New England-Indianapolis, 32 games (70-pat, 56-fg)
- 212 Stephen Gostkowski, New England-Tennessee, 29 games (89-pat, 41-fg)
- 175 David Akers, Philadelphia-San Francisco, 24 games (58-pat, 39-fg)

Most Points, Game

- 30 Ricky Watters, NFC-D: San Francisco vs. N.Y. Giants, 1993 (5-td)
- 24 LeGarrette Blount, AFC-D: New England vs. Indianapolis, 2013 (4-td)
- Raheem Mostert, NFC: San Francisco vs. Green Bay, 2019 (4-td)
- 20 James White, SB: New England vs. Atlanta, 2016 (ot) (3-td, 1-2pt)

Most Consecutive Games Scoring

- 32 Adam Vinatieri, New England-Indianapolis, 1996-98, 2001, 2003-08, 2010, 2012-14, 2018 (current)
- 29 Stephen Gostkowski, New England-Tennessee, 2006-07, 2009, 2011-20 (current)
- 24 David Akers, Philadelphia-San Francisco, 2000-06, 2008-12

POSTSEASON RECORDS

TOUCHDOWNS

Most Touchdowns, Career

- 22 Jerry Rice, San Francisco-Oakland-Seattle, 29 games (22-p)
- 21 Thurman Thomas, Buffalo, 21 games (16-r, 5-p)
- Emmitt Smith, Dallas, 17 games (19-r, 2-p)
- 17 Franco Harris, Pittsburgh, 19 games (16-r, 1-p)

Most Touchdowns, Game

- 5 Ricky Watters, NFC-D: San Francisco vs. N.Y. Giants, 1993 (5-r)
- 4 LeGarrette Blount, AFC-D: New England vs. Indianapolis, 2013 (4-r)
- Raheem Mostert, NFC: San Francisco vs. Green Bay, 2019 (4-r)
- 3 By many players. Most recent:
 - Travis Kelce, AFC-D: Kansas City vs. Hou. Texans, 2019 (3-p)
 - Damien Williams, AFC-D: Kansas City vs. Hou. Texans, 2019 (2-r, 1-p)

Most Consecutive Games Scoring Touchdowns

- 9 Thurman Thomas, Buffalo, 1992-98
- 8 John Stallworth, Pittsburgh, 1978-83
- Emmitt Smith, Dallas, 1993-96
- 7 John Riggins, Washington, 1982-84
- Marcus Allen, L.A. Raiders, 1982-85
- Terrell Davis, Denver, 1996-98
- David Givens, New England, 2003-05

POINTS AFTER TOUCHDOWN

Most (One-Point) Points After Touchdown, Career

- 89 Stephen Gostkowski, New England-Tennessee, 29 games (93 att)
- 70 Adam Vinatieri, New England-Indianapolis, 32 games (71 att)
- 69 Mason Crosby, Green Bay, 22 games (69 att)

Most (One-Point) Points After Touchdown, Game

- 8 Lou Groza, NFC: Cle. Browns vs. Detroit, 1954 (8 att)
- Jim Martin, NFC: Detroit vs. Cle. Browns, 1957 (8 att)
- George Blanda, AFC-D: Oakland vs. Hou. Oilers, 1969 (8 att)
- Mike Hollis, AFC-D: Jacksonville vs. Miami, 1999 (8 att)
- 7 Danny Villanueva, NFC-D: Dallas vs. Cle. Browns, 1967 (7 att)
- Raul Allegre, NFC-D: N.Y. Giants vs. San Francisco, 1986 (7 att)
- Mike Cofer, SB: San Francisco vs. Denver, 1989 (8 att)
- Lin Elliott, SB: Dallas vs. Buffalo, 1992 (7 att)
- Doug Brien, SB: San Francisco vs. S.D. Chargers, 1994 (7 att)
- Gary Anderson, NFC-FR: Philadelphia vs. Detroit, 1995 (7 att)
- Jeff Wilkins, NFC-D: St.L. Rams vs. Minnesota, 1999 (7 att)
- Mike Vanderjagt, AFC-FR: Indianapolis vs. Denver, 2004 (7 att)
- 6 By many players. Most recent:
 - Cody Parkey, AFC-FR: Cle. Browns vs. Pittsburgh, 2020 (6 att)

Most (Kicking) Points After Touchdown, No Misses, Career

- 69 Mason Crosby, Green Bay, 22 games
- 57 Gary Anderson, Pittsburgh-Philadelphia-San Francisco-Minnesota-Tennessee, 22 games
- 49 George Blanda, Chi. Bears-Hou. Oilers-Oakland, 19 games

Most Two-Point Conversions, Career

- 2 Terrell Owens, San Francisco-Philadelphia-Dallas, 12 games
- Kevin Faulk, New England, 19 games

Most Two-Point Conversions, Game

- 2 Terrell Owens, NFC-FR: San Francisco vs. N.Y. Giants, 2002

FIELD GOALS

Most Field Goals Attempted, Career

- 69 Adam Vinatieri, New England-Indianapolis, 32 games
- 47 David Akers, Philadelphia-San Francisco, 24 games
- 46 Stephen Gostkowski, New England-Tennessee, 29 games

Most Field Goals Attempted, Game

- 6 George Blanda, AFC: Oakland vs. Hou. Oilers, 1967
- David Ray, NFC-D: L.A. Rams vs. Dallas, 1973
- Mark Moseley, AFC-D: Cle. Browns vs. N.Y. Jets, 1986 (ot)
- Matt Bahr, NFC: N.Y. Giants vs. San Francisco, 1990
- Steve Christie, AFC: Buffalo vs. Miami, 1992
- Jeff Wilkins, NFC-D: St.L. Rams vs. Carolina, 2003 (2 ot)
- Chris Boswell, AFC-D: Pittsburgh vs. Kansas City, 2016
- Mike Badgley, AFC-FR: L.A. Chargers vs. Bal. Ravens, 2018

- 5 By many players

Most Field Goals, Career

- 56 Adam Vinatieri, New England-Indianapolis, 32 games
- 41 Stephen Gostkowski, New England-Tennessee, 29 games
- 39 David Akers, Philadelphia-San Francisco, 24 games

Most Field Goals, Game

- 6 Chris Boswell, AFC-D: Pittsburgh vs. Kansas City, 2016
- 5 Chuck Nelson, NFC-D: Minnesota vs. San Francisco, 1987
- Matt Bahr, NFC: N.Y. Giants vs. San Francisco, 1990
- Steve Christie, AFC: Buffalo vs. Miami, 1992
- Brad Daluiso, NFC-FR: N.Y. Giants vs. Minnesota, 1997
- John Kasay, NFC-FR: Carolina vs. Dallas, 2003
- Jeff Wilkins, NFC-D: St.L. Rams vs. Carolina, 2003 (2 ot)
- Adam Vinatieri, AFC: New England vs. Indianapolis, 2003
- Adam Vinatieri, AFC-D: Indianapolis vs. Bal. Ravens, 2006
- Mason Crosby, NFC: Green Bay vs. Seattle, 2014 (ot)
- Brandon McManus, AFC-D: Denver vs. Pittsburgh, 2015
- Mike Badgley, AFC-FR: L.A. Chargers vs. Bal. Ravens, 2018
- 4 By many players

Most Consecutive Games Scoring Field Goals

- 13 Toni Fritsch, Dallas-Hou. Oilers, 1972-79
- Adam Vinatieri, New England-Indianapolis, 2005-08, 2010, 2012-14
- 12 Adam Vinatieri, New England, 1997-2004
- 11 Jason Elam, Denver-Atlanta, 1997-2000, 2003-05, 2008
- Mason Crosby, Green Bay, 2010-16

Most Consecutive Field Goals

- 23 Mason Crosby, Green Bay, 2010-16
- 22 Stephen Gostkowski, New England, 2011-16
- 19 David Akers, Philadelphia, 2000-04, 2006, 2008

Longest Field Goal

- 58 Pete Stoyanovich, AFC-FR: Miami vs. Kansas City, 1990
- Graham Gano, NFC-FR: Carolina vs. New Orleans, 2017
- 57 Mike Nugent, AFC-FR: Cincinnati vs. Indianapolis, 2014
- Wil Lutz, NFC-FR: New Orleans vs. Carolina, 2017
- Greg Zuerlein, NFC: L.A. Rams vs. New Orleans, 2018
- 56 Mason Crosby, NFC-D: Green Bay vs. Dallas, 2016

Highest Field Goal Percentage, Career (10 field goals)

- 100.0 Chris Boswell, Pittsburgh, 7 games (16-16)
- Brandon McManus, Denver, 4 games (10-10)
- Jake Elliott, Philadelphia, 6 games (11-11)
- Robbie Gould, Chi. Bears-N.Y. Giants-San Francisco, 10 games (15-15)
- Ryan Succop, Kansas City-Tennessee-Tampa Bay, 8 games (13-13)
- 96.0 Stephen Hauschka, Bal. Ravens-Seattle-Buffalo, 16 games (24-25)
- 93.3 Matt Bryant, N.Y. Giants-Tampa Bay-Atlanta, 11 games (14-15)

SAFETIES

Most Safeties, Game

- 1 Bill Willis, NFC-D: Cle. Browns vs. N.Y. Giants, 1950
- Carl Eller, NFC-D: Minnesota vs. L.A. Rams, 1969
- George Andrie, NFC-D: Dallas vs. Detroit, 1970
- Alan Page, NFC-D: Minnesota vs. Dallas, 1971
- Dwight White, SB: Pittsburgh vs. Minnesota, 1974
- Reggie Harrison, SB: Pittsburgh vs. Dallas, 1975
- Jim Jensen, NFC-D: Dallas vs. L.A. Rams, 1976
- Ted Washington, AFC: Hou. Oilers vs. Pittsburgh, 1978
- Randy White, NFC-D: Dallas vs. L.A. Rams, 1979
- Henry Waechter, SB: Chi. Bears vs. New England, 1985
- Rulon Jones, AFC-FR: Denver vs. New England, 1986
- George Martin, SB: N.Y. Giants vs. Denver, 1986
- D.D. Hoggard, AFC: Cle. Browns vs. Denver, 1987
- Bruce Smith, SB: Buffalo vs. N.Y. Giants, 1990
- Reggie White, NFC-FR: Philadelphia vs. New Orleans, 1992
- Willie Clay, NFC-FR: Detroit vs. Green Bay, 1994
- Carnell Lake, AFC-D: Pittsburgh vs. Cle. Browns, 1994
- Reuben Davis, AFC-D: S.D. Chargers vs. Miami, 1994
- Jevon Kearse, AFC-FR: Tennessee vs. Buffalo, 1999
- Brady Smith, NFC-D: Atlanta vs. St.L. Rams, 2004

POSTSEASON RECORDS

Antonio Smith, NFC-FR: Arizona vs. Atlanta, 2008
 Mike DeVito, AFC: N.Y. Jets vs. Pittsburgh, 2010
 Chris Culliver, SB: San Francisco vs. Bal. Ravens, 2012
 Cliff Avril, SB: Seattle vs. Denver, 2013
 Shamarko Thomas, AFC-FR: Pittsburgh vs. Bal. Ravens, 2014
 Justin Bethel, NFC-FR: Arizona vs. Carolina, 2014
 Preston Smith, NFC-FR: Washington vs. Green Bay, 2015
 Ben Garland, NFC-D: Atlanta vs. Seattle, 2016

RUSHING ATTEMPTS**Most Attempts, Career**

400 Franco Harris, Pittsburgh, 19 games
 349 Emmitt Smith, Dallas, 17 games
 339 Thurman Thomas, Buffalo, 21 games

Most Attempts, Game

40 Lamar Smith, AFC-FR: Miami vs. Indianapolis, 2000 (ot)
 38 Ricky Bell, NFC-D: Tampa Bay vs. Philadelphia, 1979
 John Riggins, SB: Washington vs. Miami, 1982
 37 Lawrence McCutcheon, NFC-D: L.A. Rams vs. St.L. Rams, 1975
 John Riggins, NFC-D: Washington vs. Minnesota, 1982

YARDS GAINED**Most Yards Gained, Career**

1,586 Emmitt Smith, Dallas, 17 games
 1,556 Franco Harris, Pittsburgh, 19 games
 1,442 Thurman Thomas, Buffalo, 21 games

Most Yards Gained, Game

248 Eric Dickerson, NFC-D: L.A. Rams vs. Dallas, 1985
 220 Raheem Mostert, NFC: San Francisco vs. Green Bay, 2019
 209 Lamar Smith, AFC-FR: Miami vs. Indianapolis, 2000 (ot)

Most Games, 100 or More Yards Rushing, Career

7 Emmitt Smith, Dallas, 17 games
 Terrell Davis, Denver, 8 games
 6 John Riggins, Washington, 9 games
 Thurman Thomas, Buffalo, 21 games
 Marshawn Lynch, Seattle, 13 games
 5 Franco Harris, Pittsburgh, 19 games
 Marcus Allen, L.A. Raiders-Kansas City, 16 games

Most Consecutive Games, 100 or More Yards Rushing

7 Terrell Davis, Denver, 1997-98
 6 John Riggins, Washington, 1982-83
 4 Thurman Thomas, Buffalo, 1990-91

Longest Run From Scrimmage

90 Fred Taylor, AFC-D: Jacksonville vs. Miami, 1999 (TD)
 83 Ray Rice, AFC-FR: Bal. Ravens vs. New England, 2009 (TD)
 80 Roger Craig, NFC-D: San Francisco vs. Minnesota, 1988 (TD)
 Charlie Garner, AFC-FR: Oakland vs. N.Y. Jets, 2001 (TD)

AVERAGE GAIN**Highest Average Gain, Career (100 attempts)**

5.59 Terrell Davis, Denver, 8 games (204-1,140)
 5.04 Marcus Allen, L.A. Raiders-Kansas City, 16 games (267-1,347)
 4.93 Derrick Henry, Tennessee, 6 games (136-670)

Highest Average Gain, Game (10 attempts)

15.90 Elmer Angsman, NFC: Chi. Cardinals vs. Philadelphia, 1947 (10-159)
 15.85 Keith Lincoln, AFC: S.D. Chargers vs. Bos. Patriots, 1963 (13-206)
 11.82 Colin Kaepernick, NFC: San Francisco vs. Seattle, 2013 (11-130)

TOUCHDOWNS**Most Touchdowns, Career**

19 Emmitt Smith, Dallas, 17 games
 16 Franco Harris, Pittsburgh, 19 games
 Thurman Thomas, Buffalo, 21 games
 12 John Riggins, Washington, 9 games
 Terrell Davis, Denver, 8 games
 Marshawn Lynch, Seattle, 13 games

Most Touchdowns, Game

5 Ricky Watters, NFC-D: San Francisco vs. N.Y. Giants, 1993
 4 LeGarrette Blount, AFC-D: New England vs. Indianapolis, 2013
 Raheem Mostert, NFC: San Francisco vs. Green Bay, 2019
 3 Andy Farkas, NFC-D: Washington vs. N.Y. Giants, 1943
 Otto Graham, NFC: Cle. Browns vs. Detroit, 1954
 Tom Matte, NFC: Bal. Colts vs. Cle. Browns, 1968
 Larry Schreiber, NFC-D: San Francisco vs. Dallas, 1972
 Larry Csonka, AFC: Miami vs. Oakland, 1973
 Franco Harris, AFC-D: Pittsburgh vs. Buffalo, 1974
 John Riggins, NFC-D: Washington vs. L.A. Rams, 1983
 Kenneth Davis, AFC: Buffalo vs. L.A. Raiders, 1990
 Napoleon McCallum, AFC-FR: L.A. Raiders vs. Denver, 1993
 Thurman Thomas, AFC: Buffalo vs. Kansas City, 1993
 William Floyd, NFC-D: San Francisco vs. Chi. Bears, 1994
 Emmitt Smith, NFC: Dallas vs. Green Bay, 1995
 Curtis Martin, AFC-D: New England vs. Pittsburgh, 1996
 Terrell Davis, SB: Denver vs. Green Bay, 1997
 Mario Bates, NFC-D: Arizona vs. Minnesota, 1998
 Shaun Alexander, NFC-FR: Seattle vs. Green Bay, 2003 (ot)
 Ryan Grant, NFC-D: Green Bay vs. Seattle, 2007
 Adrian Peterson, NFC: Minnesota vs. New Orleans, 2009 (ot)
 LeGarrette Blount, AFC: New England vs. Indianapolis, 2014
 Leonard Fournette, AFC-D: Jacksonville vs. Pittsburgh, 2017
 Sony Michel, AFC-D: New England vs. L.A. Chargers, 2018

Most Consecutive Games Rushing for Touchdowns

8 Emmitt Smith, Dallas, 1993-96
 Thurman Thomas, Buffalo, 1992-98
 7 John Riggins, Washington, 1982-84
 Terrell Davis, Denver, 1996-98
 5 Franco Harris, Pittsburgh, 1974-75
 Franco Harris, Pittsburgh, 1977-79
 Curtis Martin, New England-N.Y. Jets, 1996-98
 Jerome Bettis, Pittsburgh, 2004-05
 Marshawn Lynch, Seattle, 2012-13
 Damien Williams, Kansas City, 2018-19 (current)

PASSING**PASSER RATING****Highest Passer Rating, Career (150 attempts)**

104.8 Bart Starr, Green Bay, 10 games
 102.8 Kurt Warner, St.L. Rams-Arizona, 13 games
 100.8 Matt Ryan, Atlanta, 10 games

ATTEMPTS**Most Passes Attempted, Career**

1,764 Tom Brady, New England-Tampa Bay, 45 games
 1,027 Peyton Manning, Indianapolis-Denver, 27 games
 791 Brett Favre, Green Bay-Minnesota, 24 games

Most Passes Attempted, Game

68 Ben Roethlisberger, AFC-FR: Pittsburgh vs. Cle. Browns, 2020
 65 Steve Young, NFC-D: San Francisco vs. Green Bay, 1995
 64 Bernie Kosar, AFC-D: Cle. Browns vs. N.Y. Jets, 1986 (ot)
 Dan Marino, AFC-FR: Miami vs. Buffalo, 1995

COMPLETIONS**Most Passes Completed, Career**

1,106 Tom Brady, New England-Tampa Bay, 45 games
 649 Peyton Manning, Indianapolis-Denver, 27 games
 481 Brett Favre, Green Bay-Minnesota, 24 games
 Drew Brees, San Diego-New Orleans, 18 games
 Aaron Rodgers, Green Bay, 21 games

Most Passes Completed, Game

47 Ben Roethlisberger, AFC-FR: Pittsburgh vs. Cle. Browns, 2020
 43 Tom Brady, SB: New England vs. Atlanta, 2016 (ot)
 40 Drew Brees, NFC-D: New Orleans vs. San Francisco, 2011

POSTSEASON RECORDS

COMPLETION PERCENTAGE

Highest Completion Percentage, Career (150 attempts)

- 68.10 Nick Foles, Philadelphia, 6 games (210-143)
- 67.52 Matt Ryan, Atlanta, 10 games (351-237)
- 66.71 Drew Brees, S.D. Chargers-New Orleans, 18 games (481-721)

Highest Completion Percentage, Game (15 completions)

- 92.9 Tom Brady, AFC-D: New England vs. Jacksonville, 2007 (28-26)
- 88.0 Phil Simms, SB: N.Y. Giants vs. Denver, 1986 (25-22)
- 87.9 Kurt Warner, NFC-FR: Arizona vs. Green Bay, 2009 (ot) (33-29)

YARDS GAINED

Most Yards Gained, Career

- 12,449 Tom Brady, New England-Tampa Bay, 45 games
- 7,339 Peyton Manning, Indianapolis-Denver, 27 games
- 5,855 Brett Favre, Green Bay-Minnesota, 24 games

Most Yards Gained, Game

- 505 Tom Brady, SB: New England vs. Philadelphia, 2017
- 501 Ben Roethlisberger, AFC-FR: Pittsburgh vs. Cle. Browns, 2020
- 489 Bernie Kosar, AFC-D: Cle. Browns vs. N.Y. Jets, 1986 (ot)

Most Games, 300 or More Yards Passing, Career

- 17 Tom Brady, New England-Tampa Bay, 45 games
- 9 Peyton Manning, Indianapolis-Denver, 27 games
- 8 Drew Brees, S.D. Chargers-New Orleans, 16 games
- Aaron Rodgers, Green Bay, 21 games

Most Consecutive Games, 300 or More Yards Passing

- 4 Dan Fouts, S.D. Chargers, 1979-81
- 3 Jim Kelly, Buffalo, 1989-1990
- Warren Moon, Hou. Oilers, 1991-93
- Drew Brees, New Orleans, 2010-11
- Andrew Luck, Indianapolis, 2013-14
- Tom Brady, New England, 2014-15
- Matt Ryan, Atlanta, 2012, 2016
- Tom Brady, New England, 2016-17
- Tom Brady, New England, 2017-18
- Ben Roethlisberger, Pittsburgh, 2016-17, 2020 (current)

- 2 By many players

Longest Pass Completion

- 96 Trent Dilfer (to Sharpe), AFC: Bal. Ravens vs. Oakland, 2000 (TD)
- 94 Troy Aikman (to Harper), NFC-D: Dallas vs. Green Bay, 1994 (TD)
- 93 Daryle Lamonica (to Dubenion), AFC-D: Buffalo vs. Bos. Patriots, 1963 (TD)

AVERAGE GAIN

Highest Average Gain, Career (150 attempts)

- 8.55 Kurt Warner, St.L. Rams-Arizona, 13 games (462-3,952)
- 8.48 Colin Kaepernick, San Francisco, 6 games (162-1,374)
- 8.45 Joe Theismann, Washington, 10 games (211-1,782)

Highest Average Gain, Game (20 attempts)

- 15.05 Tim Tebow, AFC-FR: Denver vs. Pittsburgh, 2011 (21-316)
- 14.71 Terry Bradshaw, SB: Pittsburgh vs. L.A. Rams, 1979 (21-309)
- 14.50 Peyton Manning, AFC-FR: Indianapolis vs. Denver, 2003 (26-377)

TOUCHDOWNS

Most Touchdown Passes, Career

- 83 Tom Brady, New England-Tampa Bay, 45 games
- 45 Joe Montana, San Francisco-Kansas City, 23 games
- Aaron Rodgers, Green Bay, 21 games
- 44 Brett Favre, Green Bay-Minnesota, 24 games

Most Touchdown Passes, Game

- 6 Daryle Lamonica, AFC-D: Oakland vs. Hou. Oilers, 1969
- Steve Young, SB: San Francisco vs. S.D. Chargers, 1994
- Tom Brady, AFC-D: New England vs. Denver, 2011
- 5 Sid Luckman, NFC: Chi. Bears vs. Washington, 1943
- Daryle Lamonica, AFC-D: Oakland vs. Kansas City, 1968
- Joe Montana, SB: San Francisco vs. Denver, 1989
- Kurt Warner, NFC-D: St.L. Rams vs. Minnesota, 1999
- Kerry Collins, NFC: N.Y. Giants vs. Minnesota, 2000

- Peyton Manning, AFC-FR: Indianapolis vs. Denver, 2003
- Kurt Warner, NFC-FR: Arizona vs. Green Bay, 2009 (ot)
- Ben Roethlisberger, AFC-D: Pittsburgh vs. Jacksonville, 2017
- Patrick Mahomes, AFC-D: Kansas City vs. Hou. Texans, 2019

4 By many players. Last time:

- Ben Roethlisberger, AFC-FR: Pittsburgh vs. Cle. Browns, 2020

Most Consecutive Games, Touchdown Passes

- 20 Brett Favre, Green Bay-Minnesota, 1995-2009
- 18 Tom Brady, New England, 2001-11
- Drew Brees, S.D. Chargers-New Orleans, 2004, 2006, 2009-11, 2013, 2017-20
- 16 Aaron Rodgers, Green Bay, 2010-16, 2019-20 (current)

HAD INTERCEPTED

Lowest Percentage, Passes Had Intercepted, Career (150 attempts)

- 0.60 Josh Allen, Buffalo, 4 games (166-1)
- 0.79 Alex Smith, San Francisco-Kansas City, 7 games (253-2)
- 1.02 Jared Goff, L.A. Rams, 6 games (197-2)

Most Attempts Without Interception, Game

- 60 Drew Brees, NFC-FR: New Orleans vs. Seattle, 2010
- 58 Eli Manning, NFC: N.Y. Giants vs. San Francisco, 2011 (ot)
- 54 Neil O'Donnell, AFC: Pittsburgh vs. S.D. Chargers, 1994

Most Passes Had Intercepted, Career

- 38 Tom Brady, New England-Tampa Bay, 45 games
- 30 Brett Favre, Green Bay-Minnesota, 24 games
- 28 Jim Kelly, Buffalo, 17 games
- Ben Roethlisberger, Pittsburgh, 22 games

Most Passes Had Intercepted, Game

- 6 Frank Filchock, NFC: N.Y. Giants vs. Chi. Bears, 1946
- Bobby Layne, NFC: Detroit vs. Cle. Browns, 1954
- Norm Van Brocklin, NFC: L.A. Rams vs. Cle. Browns, 1955
- Brett Favre, NFC-D: Green Bay vs. St.L. Rams, 2001
- 5 Frank Filchock, NFC: Washington vs. Chi. Bears, 1940
- George Blanda, AFC: Hou. Oilers vs. S.D. Chargers, 1961
- George Blanda, AFC: Hou. Oilers vs. Dal. Texans, 1962 (ot)
- Y.A. Tittle, NFC: N.Y. Giants vs. Chi. Bears, 1963
- Mike Phipps, AFC-D: Cle. Browns vs. Miami, 1972
- Dan Pastorini, AFC: Hou. Oilers vs. Pittsburgh, 1978
- Dan Fouts, AFC-D: S.D. Chargers vs. Hou. Oilers, 1979
- Tommy Kramer, NFC-D: Minnesota vs. Philadelphia, 1980
- Dan Fouts, AFC-D: S.D. Chargers vs. Miami, 1982
- Richard Todd, AFC: N.Y. Jets vs. Miami, 1982
- Gary Danielson, NFC-D: Detroit vs. San Francisco, 1983
- Jay Schroeder, AFC: L.A. Raiders vs. Buffalo, 1990
- Rich Gannon, SB: Oakland vs. Tampa Bay, 2002
- Jake Delhomme, NFC-D: Carolina vs. Arizona, 2008
- 4 By many players

PASS RECEIVING

RECEPTIONS

Most Receptions, Career

- 151 Jerry Rice, San Francisco-Oakland-Seattle, 29 games
- 118 Julian Edelman, New England, 19 games
- 93 Reggie Wayne, Indianapolis, 21 games

Most Receptions, Game

- 15 Darren Sproles, NFC-D: New Orleans vs. San Francisco, 2011
- James White, AFC-D: New England vs. L.A. Chargers, 2018
- 14 James White, SB: New England vs. Atlanta, 2016 (ot)
- 13 Kellen Winslow, AFC-D: S.D. Chargers vs. Miami, 1981 (ot)
- Thurman Thomas, AFC-D: Buffalo vs. Cle. Browns, 1989
- Shannon Sharpe, AFC-FR: Denver vs. L.A. Raiders, 1993
- Chad Morton, NFC-D: New Orleans vs. Minnesota, 2000
- T.Y. Hilton, AFC-FR: Indianapolis vs. Kansas City, 2013
- Demaryius Thomas, SB: Denver vs. Seattle, 2013
- JuJu Smith-Schuster, AFC-FR: Pittsburgh vs. Cle. Browns, 2020
- Travis Kelce, AFC: Kansas City vs. Buffalo, 2020

POSTSEASON RECORDS

Most Consecutive Games, Pass Receptions

- 28 Jerry Rice, San Francisco-Oakland, 1985-2002
- 22 Drew Pearson, Dallas, 1973-83
- 19 Reggie Wayne, Indianapolis, 2002-10, 2012, 2014

YARDS GAINED

Most Yards Gained, Career

- 2,245 Jerry Rice, San Francisco-Oakland-Seattle, 29 games
- 1,442 Julian Edelman, New England, 19 games
- 1,315 Michael Irvin, Dallas, 16 games

Most Yards Gained, Game

- 240 Eric Moulds, AFC-FR: Buffalo vs. Miami, 1998
- 227 Anthony Carter, NFC-D: Minnesota vs. San Francisco, 1987
- 224 T.Y. Hilton, AFC-FR: Indianapolis vs. Kansas City, 2013

Most Games, 100 or More Yards Receiving, Career

- 8 Jerry Rice, San Francisco-Oakland-Seattle, 29 games
- 6 Michael Irvin, Dallas, 16 games
- Julian Edelman, New England, 19 games
- Travis Kelce, Kansas City, 12 games
- 5 John Stallworth, Pittsburgh, 18 games
- Andre Reed, Buffalo, 21 games
- Hines Ward, Pittsburgh, 18 games
- Larry Fitzgerald, Arizona, 9 games
- Antonio Brown, Pittsburgh-Tampa Bay, 13 games

Most Consecutive Games, 100 or More Yards Receiving, Career

- 4 Larry Fitzgerald, Arizona, 2008
- Antonio Brown, Pittsburgh, 2014-16
- 3 Tom Fears, L.A. Rams, 1950-51
- Jerry Rice, San Francisco, 1988-89
- Randy Moss, Minnesota, 1999-2000
- T.Y. Hilton, Indianapolis, 2013-14
- Tyreek Hill, Kansas City, 2019-20
- Travis Kelce, Kansas City, 2020 (current)
- 2 By many players

Longest Reception

- 96 Shannon Sharpe (from Dilfer), AFC: Bal. Ravens vs. Oakland, 2000 (TD)
- 94 Alvin Harper (from Aikman), NFC-D: Dallas vs. Green Bay, 1994 (TD)
- 93 Elbert Dubenion (from Lamonica), AFC-D: Buffalo vs. Bos. Patriots, 1963 (TD)

AVERAGE GAIN

Highest Average Gain, Career (20 receptions)

- 27.3 Alvin Harper, Dallas, 10 games (24-655)
- 23.7 Willie Gault, Chi. Bears-L.A. Raiders, 12 games (21-497)
- 22.8 Harold Jackson, L.A. Rams-New England-Minnesota-Seattle, 14 games (24-548)

Highest Average Gain, Game (3 receptions)

- 51.0 Demaryius Thomas, AFC-FR: Denver vs. Pittsburgh, 2011 (4-204)
- 46.3 Harold Jackson, NFC: L.A. Rams vs. Minnesota, 1974 (3-139)
- 43.0 Jermaine Kearse, NFC-D: Seattle vs. Carolina, 2014 (3-129)

TOUCHDOWNS

Most Touchdowns, Career

- 22 Jerry Rice, San Francisco-Oakland-Seattle, 29 games
- 14 Rob Gronkowski, New England-Tampa Bay, 20 games
- 12 John Stallworth, Pittsburgh, 18 games

Most Touchdowns, Game

- 3 Tom Fears, NFC-D: L.A. Rams vs. Chi. Bears, 1950
- Gary Collins, NFC: Cle. Browns vs. Bal. Colts, 1964
- Fred Biletnikoff, AFC-D: Oakland vs. Kansas City, 1968
- Preston Pearson, NFC: Dallas vs. L.A. Rams, 1975
- Dave Casper, AFC-D: Oakland vs. Bal. Colts, 1977 (ot)
- Alvin Garrett, NFC-FR: Washington vs. Detroit, 1982
- Jerry Rice, NFC-D: San Francisco vs. Minnesota, 1988
- Jerry Rice, SB: San Francisco vs. Denver, 1989
- Andre Reed, AFC-FR: Buffalo vs. Hou. Oilers, 1992 (ot)
- Sterling Sharpe, NFC-FR: Green Bay vs. Detroit, 1993

- Jerry Rice, SB: San Francisco vs. S.D. Chargers, 1994
- Willie Jackson, NFC-FR: New Orleans vs. St.L. Rams, 2000
- Amani Toomer, NFC-FR: N.Y. Giants vs. San Francisco, 2002
- Larry Fitzgerald, NFC: Arizona vs. Philadelphia, 2008
- Sidney Rice, NFC-D: Minnesota vs. Dallas, 2009
- Rob Gronkowski, AFC-D: New England vs. Denver, 2011
- Randall Cobb, NFC-FR: Green Bay vs. N.Y. Giants, 2016
- Travis Kelce, AFC-D: Kansas City vs. Hou. Texans, 2019

Most Consecutive Games, Touchdown Passes Caught

- 8 John Stallworth, Pittsburgh, 1978-83
- 7 David Givens, New England, 2003-05
- 6 Rob Gronkowski, New England, 2014-15, 2017

INTERCEPTIONS BY

Most Interceptions, Career

- 9 Charlie Waters, Dallas, 25 games
- Bill Simpson, L.A. Rams-Buffalo, 11 games
- Ronnie Lott, San Francisco-L.A. Raiders, 20 games
- Ed Reed, Bal. Ravens, 15 games
- 8 Lester Hayes, Oakland/L.A. Raiders, 13 games
- 7 Willie Brown, Oakland, 17 games
- Dennis Thurman, Dallas, 14 games
- Rodney Harrison, S.D. Chargers-New England, 13 games
- Asante Samuel, New England-Philadelphia-Atlanta, 21 games

Most Interceptions, Game

- 4 Vernon Perry, AFC-D: Hou. Oilers vs. S.D. Chargers, 1979
- 3 Joe Laws, NFC: Green Bay vs. N.Y. Giants, 1944
- Charlie Waters, NFC-D: Dallas vs. Chi. Bears, 1977
- Rod Martin, SB: Oakland vs. Philadelphia, 1980
- Dennis Thurman, NFC-D: Dallas vs. Green Bay, 1982
- A.J. Duhe, AFC: Miami vs. N.Y. Jets, 1982
- Ty Law, AFC: New England vs. Indianapolis, 2003
- Ricky Manning Jr., NFC: Carolina vs. Philadelphia, 2003
- 2 By many players

Most Consecutive Games, Interceptions

- 4 Aeneas Williams, Arizona-St.L. Rams, 1998-2001
- Rodney Harrison, New England, 2004, 2007
- 3 By many players. Last time:
Sean Murphy-Bunting, Tampa Bay, 2020

YARDS GAINED

Most Yards Gained, Career

- 227 Asante Samuel, New England-Philadelphia-Atlanta, 21 games
- 196 Willie Brown, Oakland, 17 games
- 187 Ronnie Lott, San Francisco-L.A.-Raiders, 20 games

Most Yards Gained, Game

- 108 Darrien Gordon, SB: Denver vs. Atlanta, 1998
- 101 George Teague, NFC-FR: Green Bay vs. Detroit, 1993
- Taron Johnson, AFC-D: Buffalo vs. Bal. Ravens, 2020
- 100 Champ Bailey, AFC-D: Denver vs. New England, 2005
- James Harrison, SB: Pittsburgh vs. Arizona, 2008

Longest Return

- 101 George Teague, NFC-FR: Green Bay vs. Detroit, 1993 (TD)
- Taron Johnson, AFC-D: Buffalo vs. Bal. Ravens, 2020 (TD)
- 100 Champ Bailey, AFC-D: Denver vs. New England, 2005
- James Harrison, SB: Pittsburgh vs. Arizona, 2008 (TD)
- 98 Darrol Ray, AFC-FR: N.Y. Jets vs. Cincinnati, 1982 (TD)

TOUCHDOWNS

Most Touchdowns, Career

- 4 Asante Samuel, New England-Philadelphia-Atlanta, 21 games
- 3 Willie Brown, Oakland, 17 games
- 2 Lester Hayes, Oakland/L.A. Raiders, 13 games
- Ronnie Lott, San Francisco-L.A. Raiders, 20 games
- Darrell Green, Washington, 18 games
- Melvin Jenkins, Seattle-Detroit, 5 games
- George Teague, Green Bay-Dallas-Miami-Dallas, 12 games
- Aeneas Williams, Arizona-St.L. Rams, 6 games
- Dwight Smith, Tampa Bay, 4 games
- Luke Kuechly, Carolina, 7 games

POSTSEASON RECORDS

Most Touchdowns, Game

- 2 Aeneas Williams, NFC-D: St.L. Rams vs. Green Bay, 2001
- Dwight Smith, SB: Tampa Bay vs. Oakland, 2002
- 1 By many players

PUNTING

Most Punts, Career

- 111 Ray Guy, Oakland/L.A. Raiders, 22 games
- 101 Craig Henrich, Green Bay-Tennessee, 22 games
- 93 Sam Koch, Bal. Ravens, 20 games

Most Punts, Game

- 14 Dave Jennings, AFC-D: N.Y. Jets vs. Cle. Browns, 1986 (ot)
- 12 David Lee, AFC-D: Bal. Colts vs. Oakland, 1977 (ot)
- Steve Weatherford, NFC: N.Y. Giants vs. San Francisco, 2011 (ot)
- 11 Ken Strong, NFC: N.Y. Giants vs. Chi. Bears, 1933
- Jim Norton, AFC: Hou. Oilers vs. Oakland, 1967
- Ode Burrell, AFC-D: Hou. Oilers vs. Oakland, 1969
- Dale Hatcher, NFC: L.A. Rams vs. Chi. Bears, 1985
- Brad Maynard, SB: N.Y. Giants vs. Bal. Ravens, 2000

Longest Punt

- 76 Ed Danowski, NFC: N.Y. Giants vs. Detroit, 1935
- Mike Horan, AFC: Denver vs. Buffalo, 1991
- 72 Charlie Conerly, NFC-D: N.Y. Giants vs. Cle. Browns, 1950
- Yale Lary, NFC: Detroit vs. Cle. Browns, 1953
- 71 Ray Guy, AFC: Oakland vs. S.D. Chargers, 1980
- Michael Dickson, NFC-FR: Seattle vs. L.A. Rams, 2020

AVERAGE YARDAGE

Highest Average, Career (25 punts)

- 46.92 Pat McAfee, Indianapolis, 10 games (39-1,830)
- 46.80 Brett Kern, Tennessee, 6 games (30-1,404)
- 46.35 Kevin Huber, Cincinnati, 5 games (26-1,205)

Highest Average, Game (4 punts)

- 56.0 Ray Guy, AFC: Oakland vs. S.D. Chargers, 1980 (4-224)
- 55.8 Michael Dickson, NFC-FR: Seattle vs. L.A. Rams, 2020 (8-446)
- 53.8 Sam Koch, AFC-D: Bal. Ravens vs. Pittsburgh, 2010 (4-215)

PUNT RETURNS

Most Punt Returns, Career

- 39 Julian Edelman, New England, 19 games
- 34 David Meggett, N.Y. Giants-New England-N.Y. Jets, 13 games
- Brian Mitchell, Washington-Philadelphia, 16 games
- 33 Troy Brown, New England, 20 games

Most Punt Returns, Game

- 8 Kyle Williams, NFC: San Francisco vs. N.Y. Giants, 2011 (ot)
- 7 Ron Gardin, AFC-D: Bal. Colts vs. Cincinnati, 1970
- Carl Roaches, AFC-FR: Hou. Oilers vs. Oakland, 1980
- Gerald McNeil, AFC-D: Cle. Browns vs. N.Y. Jets, 1986 (ot)
- Phil McConkey, NFC-D: N.Y. Giants vs. San Francisco, 1986
- David Meggett, AFC-D: New England vs. Pittsburgh, 1996
- Reggie Barlow, AFC-FR: Jacksonville vs. New England, 1998
- 6 By many players

YARDS GAINED

Most Yards Gained, Career

- 443 Julian Edelman, New England, 19 games
- 339 Brian Mitchell, Washington-Philadelphia, 16 games
- 315 Troy Brown, New England, 20 games

Most Yards Gained, Game

- 152 Allen Rossum, NFC-D: Atlanta vs. St.L. Rams, 2004
- 143 Anthony Carter, NFC-FR: Minnesota vs. New Orleans, 1987
- 141 Bob Hayes, AFC-D: Dallas vs. Cle. Browns, 1967

Longest Return

- 90 Trindon Holliday, AFC-D: Denver vs. Bal. Ravens, 2012 (2 ot) (TD)
- 88 Jermaine Lewis, AFC-D: Bal. Ravens vs. Pittsburgh, 2001 (TD)
- 84 Anthony Carter, NFC-FR: Minnesota vs. New Orleans, 1987 (TD)

AVERAGE YARDAGE

Highest Average, Career (10 returns)

- 23.9 Allen Rossum, Green Bay-Atlanta, 6 games (10-239)
- 15.8 DeSean Jackson, Philadelphia, 6 games (11-174)
- 15.3 Robert Brooks, Green Bay, 11 games (14-214)

Highest Average Gain, Game (3 returns)

- 50.7 Allen Rossum, NFC-D: Atlanta vs. St.L. Rams, 2004 (3-152)
- 47.0 Bob Hayes, NFC-D: Dallas vs. Cle. Browns, 1967 (3-141)
- 36.3 Reggie Bush, NFC-D: New Orleans vs. Arizona, 2009 (3-109)

TOUCHDOWNS

Most Touchdowns

- 1 Hugh Gallarneau, NFC-D: Chi. Bears vs. Green Bay, 1941
- Bosh Pritchard, NFC-D: Philadelphia vs. Pittsburgh, 1947
- Charley Trippi, NFC: Chi. Cardinals vs. Philadelphia, 1947
- Verda (Vitamin T) Smith, NFC-D: L.A. Rams vs. Detroit, 1952
- George (Butch) Byrd, AFC: Buffalo vs. S.D. Chargers, 1965
- Golden Richards, NFC: Dallas vs. Minnesota, 1973
- Wes Chandler, AFC-D: S.D. Chargers vs. Miami, 1981 (ot)
- Shaun Gayle, NFC-D: Chi. Bears vs. N.Y. Giants, 1985
- Anthony Carter, NFC-FR: Minnesota vs. New Orleans, 1987
- Darrell Green, NFC-D: Washington vs. Chi. Bears, 1987
- Antonio Freeman, NFC-FR: Green Bay vs. Atlanta, 1995
- Desmond Howard, NFC-D: Green Bay vs. San Francisco, 1996
- Jermaine Lewis, AFC-D: Bal. Ravens vs. Pittsburgh, 2001
- Troy Brown, AFC: New England vs. Pittsburgh, 2001
- Antwaan Randle El, AFC-FR: Pittsburgh vs. Cle. Browns, 2002
- Santana Moss, AFC-D: N.Y. Jets vs. Pittsburgh, 2004 (ot)
- Allen Rossum, NFC-D: Atlanta vs. St.L. Rams, 2004
- Steve Smith, NFC: Carolina vs. Seattle, 2005
- Santonio Holmes, AFC: Pittsburgh vs. S.D. Chargers, 2008
- Reggie Bush, NFC-D: New Orleans vs. Arizona, 2009
- Trindon Holliday, AFC-D: Denver vs. Bal. Ravens, 2012 (2 ot)

KICKOFF RETURNS

Most Kickoff Returns, Career

- 36 Brian Mitchell, Washington-Philadelphia, 16 games
- 31 Kevin Williams, Dallas-Buffalo, 12 games
- Darren Sproles, S.D. Chargers-New Orleans-Philadelphia, 12 games
- 29 Fulton Walker, Miami-L.A. Raiders, 10 games

Most Kickoff Returns, Game

- 8 Marc Logan, AFC-D: Miami vs. Buffalo, 1990
- Andre Coleman, SB: S.D. Chargers vs. San Francisco, 1994
- Marcus Knight, SB: Oakland vs. Tampa Bay, 2002
- 7 Don Bingham, NFC: Chi. Bears vs. N.Y. Giants, 1956
- Reggie Brown, NFC-FR: Atlanta vs. Minnesota, 1982
- David Verser, AFC-FR: Cincinnati vs. N.Y. Jets, 1982
- Del Rodgers, NFC-D: Green Bay vs. Dallas, 1982
- Henry Ellard, NFC-D: L.A. Rams vs. Washington, 1983
- Stephen Starring, SB: New England vs. Chi. Bears, 1985
- Darick Holmes, AFC-D: Buffalo vs. Pittsburgh, 1995
- Antonio Freeman, NFC: Green Bay vs. Dallas, 1995
- Roell Preston, NFC-FR: Green Bay vs. San Francisco, 1998
- Robert Tate, NFC-D: Minnesota vs. St.L. Rams, 1999
- Fred McAfee, NFC-D: New Orleans vs. Minnesota, 2000
- Michael Bates, NFC-FR: Dallas vs. Carolina, 2003
- Dante Hall, AFC-D: Kansas City vs. Indianapolis, 2003
- Michael Lewis, NFC: New Orleans vs. Chi. Bears, 2006
- Quintin Demps, AFC-FR: Kansas City vs. Indianapolis, 2013
- 6 By many players

YARDS GAINED

Most Yards Gained, Career

- 875 Brian Mitchell, Washington-Philadelphia, 16 games
- 770 Darren Sproles, S.D. Chargers-New Orleans-Philadelphia, 12 games
- 677 Fulton Walker, Miami-L.A. Raiders, 10 games

POSTSEASON RECORDS**Most Yards Gained, Game**

244	Danieal Manning, SB: S.D. Chargers vs. San Francisco, 1994
220	Ellis Hobbs, AFC: New England vs. Indianapolis, 2006
216	Danieal Manning, AFC-D: Hou. Texans vs. New England, 2012

Longest Return

108	Jacoby Jones, SB: Bal. Ravens vs. San Francisco, 2012 (TD)
106	Knile Davis, AFC-FR: Kansas City vs. Hou. Texans, 2015 (TD)
104	Trindon Holliday, AFC-D: Denver vs. Bal. Ravens, 2012 (2 ot) (TD)

AVERAGE YARDAGE**Highest Average, Career (10 returns)**

35.8	Danieal Manning, Chi. Bears-Hou. Texans, 9 games (12-429)
30.1	Carl Garrett, Oakland, 5 games (16-481)
30.0	Reggie Barlow, Jacksonville, 8 games (12-360)

Highest Average, Game (3 returns)

56.7	Les (Speedy) Duncan, NFC-D: Washington vs. San Francisco, 1971 (3-170)
54.0	Danieal Manning, AFC-D: Hou. Texans vs. New England, 2012 (4-216)
52.7	Trindon Holliday, AFC-D: Denver vs. Bal. Ravens, 2012 (2 ot) (3-158)

TOUCHDOWNS**Most Touchdowns, Career**

2	Ron Dixon, N.Y. Giants, 4 games
1	By many players

Most Touchdowns, Game

1	Vic Washington, NFC-D: San Francisco vs. Dallas, 1972
	Nat Moore, AFC-D: Miami vs. Oakland, 1974
	Marshall Johnson, AFC-D: Bal. Colts vs. Oakland, 1977 (ot)
	Fulton Walker, SB: Miami vs. Washington, 1982
	Stanford Jennings, SB: Cincinnati vs. San Francisco, 1988
	Eric Metcalf, AFC-D: Cle. Browns vs. Buffalo, 1989
	Andre Coleman, SB: S.D. Chargers vs. San Francisco, 1994
	Desmond Howard, SB: Green Bay vs. New England, 1996
	Chuck Levy, NFC: San Francisco vs. Green Bay, 1997
	Tim Dwight, SB: Atlanta vs. Denver, 1998
	Kevin Dyson, AFC-FR: Tennessee vs. Buffalo, 1999
	Charlie Rogers, AFC-FR: Seattle vs. Miami, 1999
	Brian Mitchell, NFC-D: Washington vs. Tampa Bay, 1999
	Tony Home, NFC-D: St.L. Rams vs. Minnesota, 1999
	Derrick Mason, AFC: Tennessee vs. Jacksonville, 1999
	Ron Dixon, NFC-D: N.Y. Giants vs. Philadelphia, 2000;
	SB: N.Y. Giants vs. Bal. Ravens, 2000
	Jemaine Lewis, SB: Bal. Ravens vs. N.Y. Giants, 2000
	Dante Hall, AFC-D: Kansas City vs. Indianapolis, 2003
	Miles Austin, NFC-FR: Dallas vs. Seattle, 2006
	Devin Hester, SB: Chi. Bears vs. Indianapolis, 2006
	Eric Weems, NFC-D: Atlanta vs. Green Bay, 2010
	Trindon Holliday, AFC-D: Denver vs. Bal. Ravens, 2012 (2 ot)
	Jacoby Jones, SB: Bal. Ravens vs. San Francisco, 2012
	Percy Harvin, SB: Seattle vs. Denver, 2013
	Knile Davis, AFC-FR: Kansas City vs. Hou. Texans, 2015
	Dion Lewis, AFC-D: New England vs. Hou. Texans, 2016

FUMBLES**Most Fumbles, Career**

16	Warren Moon, Hou. Oilers-Minnesota, 10 games
14	John Elway, Denver, 22 games
	Donovan McNabb, Philadelphia, 16 games
	Tom Brady, New England-Tampa Bay, 45 games
	Drew Brees, S.D. Chargers-New Orleans, 18 games
13	Tony Dorsett, Dallas, 17 games

Most Fumbles, Game

5	Warren Moon, AFC-D: Hou. Oilers vs. Kansas City, 1993
4	Brian Sipe, AFC-D: Cle. Browns vs. Oakland, 1980
	Randall Cunningham, NFC-FR: Minnesota vs. N.Y. Giants, 1997
3	By many players

RECOVERIES**Most Own Fumbles Recovered, Career**

8	Warren Moon, Hou. Oilers-Minnesota, 10 games
7	John Elway, Denver, 22 games
6	Jim Kelly, Buffalo, 17 games

Most Opponents' Fumbles Recovered, Career

4	Cliff Harris, Dallas, 21 games
	Harvey Martin, Dallas, 22 games
	Ted Hendricks, Bal. Colts-Oakland/L.A. Raiders, 21 games
	Alvin Walton, Washington, 9 games
	Monte Coleman, Washington, 21 games
	Dave Thomas, Dallas-Jacksonville-N.Y. Giants, 13 games
	Clay Matthews, Green Bay, 15 games
3	Paul Krause, Minnesota, 19 games
	Jack Lambert, Pittsburgh, 18 games
	Fred Dryer, L.A. Rams, 14 games
	Charlie Waters, Dallas, 25 games
	Jack Ham, Pittsburgh, 16 games
	Mike Hegman, Dallas, 16 games
	Tom Jackson, Denver, 10 games
	Rich Milot, Washington, 13 games
	Mike Singletery, Chi. Bears, 12 games
	Darryl Grant, Washington, 16 games
	Wes Hopkins, Philadelphia, 3 games
	Wilber Marshall, Chi. Bears-Washington, 15 games
	Tyrone Braxton, Denver-Miami-Denver, 19 games
	Neil Smith, Kansas City-Denver, 16 games
	Tony Brackens, Jacksonville, 7 games
	Phil Hansen, Buffalo, 14 games
	Carnell Lake, Pittsburgh-Jacksonville-Bal. Ravens, 17 games
	Jason Gildon, Pittsburgh, 13 games
	Tedy Bruschi, New England, 22 games
	Jim Leonhard, Bal. Ravens-N.Y. Jets-Denver, 7 games
2	By many players

Most Fumbles Recovered, Game, Own and Opponents'

3	Jack Lambert, AFC: Pittsburgh vs. Oakland, 1975 (3 opp)
	Ron Jaworski, NFC-FR: Philadelphia vs. N.Y. Giants, 1981 (3 own)
	Devin Hester, NFC-D: Chi. Bears vs. Seattle, 2006 (3-own)
	Lamar Jackson, AFC-D: Bal. Ravens vs. Buffalo, 2020 (3-own)
2	By many players

YARDS GAINED**Longest Return**

93	Andy Russell, AFC-D: Pittsburgh vs. Bal. Colts, 1975 (opp, TD)
79	Neil Smith, AFC-D: Denver vs. Miami, 1998 (opp, TD)
64	Leon Lett, SB: Dallas vs. Buffalo, 1992 (opp)

TOUCHDOWNS**Most Touchdowns**

1	By many players
---	-----------------

COMBINED NET YARDS GAINED

Rushing, receiving, interception returns, punt returns, kickoff returns, and fumble returns.

ATTEMPTS**Most Attempts, Career**

454	Franco Harris, Pittsburgh, 19 games
417	Thurman Thomas, Buffalo, 21 games
397	Ermitt Smith, Dallas, 17 games

Most Attempts, Game

43	Lamar Smith, AFC-FR: Miami vs. Indianapolis, 2000 (ot)
42	Curtis Martin, AFC-D: N.Y. Jets vs. Jacksonville, 1998
40	Lawrence McCutcheon, NFC-D: L.A. Rams vs. St.L. Rams, 1975
	Arian Foster, AFC-FR: Hou. Texans vs. Cincinnati, 2012

POSTSEASON RECORDS

YARDS GAINED

Most Yards Gained, Career

- 2,289 Jerry Rice, San Francisco-Oakland-Seattle, 29 games
- 2,124 Thurman Thomas, Buffalo, 21 games
- 2,060 Franco Harris, Pittsburgh, 19 games

Most Yards Gained, Game

- 350 Ed Podolak, AFC-D: Kansas City vs. Miami, 1971 (ot)
- 329 Keith Lincoln, AFC: S.D. Chargers vs. Bos. Patriots, 1963
- 328 Darren Sproles, AFC-FR: S.D. Chargers vs. Indianapolis, 2008 (ot)

SACKS

Sacks have been compiled since 1982.

Most Sacks, Career

- 16.0 Willie McGinest, New England, 18 games
- 14.5 Bruce Smith, Buffalo, 20 games
- 12.5 Terrell Suggs, Bal. Ravens-Kansas City, 21 games

Most Sacks, Game

- 4.5 Willie McGinest, AFC-FR: New England vs. Jacksonville, 2005
- 3.5 Rich Milot, NFC-D: Washington vs. Chi. Bears, 1984
- Richard Dent, NFC-D: Chi. Bears vs. N.Y. Giants, 1985
- 3.0 Richard Dent, NFC-D: Chi. Bears vs. Washington, 1984
- Garin Veris, AFC-FR: New England vs. N.Y. Jets, 1985
- Gary Jeter, NFC-D: L.A. Rams vs. Dallas, 1985
- Carl Hairston, AFC-D: Cle. Browns vs. N.Y. Jets, 1986 (ot)
- Charles Mann, NFC-D: Washington vs. Chi. Bears, 1987
- Kevin Greene, NFC-FR: L.A. Rams vs. Minnesota, 1988
- Greg Townsend, AFC-D: L.A. Raiders vs. Cincinnati, 1990
- Wilber Marshall, NFC: Washington vs. Detroit, 1991
- Fred Stokes, NFC-FR: Washington vs. Minnesota, 1992
- Pierce Holt, NFC-D: San Francisco vs. Washington, 1992
- Tony Casillas, NFC: Dallas vs. San Francisco, 1992
- Gerald Williams, AFC-FR: Pittsburgh vs. Kansas City, 1993
- Chad Brown, AFC-FR: Pittsburgh vs. Indianapolis, 1996
- Reggie White, SB: Green Bay vs. New England, 1996
- Warren Sapp, NFC-D: Tampa Bay vs. Green Bay, 1997
- Trace Armstrong, AFC-FR: Miami vs. Seattle, 1999
- Michael McCrary, AFC-FR: Bal. Ravens vs. Denver, 2000
- Willie McGinest, AFC-D: New England vs. Tennessee, 2003
- Darnell Dockett, SB: Arizona vs. Pittsburgh, 2008
- Ray Edwards, NFC-D: Minnesota vs. Dallas, 2009
- James Harrison, AFC-D: Pittsburgh vs. Bal. Ravens, 2010
- Terrell Suggs, AFC-D: Bal. Ravens vs. Pittsburgh, 2010
- Whitney Mercilus, AFC-FR: Hou. Texans vs. Kansas City, 2015
- Kony Ealy, SB: Carolina vs. Denver, 2015
- Grady Jarrett, SB: Atlanta vs. New England, 2016 (ot)
- Jerry Hughes, AFC-FR: Buffalo vs. Hou. Texans, 2019 (ot)
- Frank Clark, AFC-D: Kansas City vs. Hou. Texans, 2019
- Shaquil Barrett, NFC: Tampa Bay vs. Green Bay, 2020

TEAM RECORDS

CHAMPIONSHIPS

Most Seasons League Champion

- 13 Green Bay, 1929-31, 1936, 1939, 1944, 1961-62, 1965-67, 1996, 2010
- 9 Chi. Bears, 1921, 1932-33, 1940-41, 1943, 1946, 1963, 1985
- 8 N.Y. Giants, 1927, 1934, 1938, 1956, 1986, 1990, 2007, 2011

Most Consecutive Seasons League Champion

- 3 Green Bay, 1929-31
- Green Bay, 1965-67
- 2 Canton, 1922-23
- Chi. Bears, 1932-33
- Chi. Bears, 1940-41
- Philadelphia, 1948-49
- Detroit, 1952-53
- Cle. Browns, 1954-55
- Bal. Colts, 1958-59

- Hou. Oilers, 1960-61
- Green Bay, 1961-62
- Buffalo, 1964-65
- Miami, 1972-73
- Pittsburgh, 1974-75
- Pittsburgh, 1978-79
- San Francisco, 1988-89
- Dallas, 1992-93
- Denver, 1997-98
- New England, 2003-04

GAMES, VICTORIES, DEFEATS

Most Seasons Participating in Postseason Games

- 34 Green Bay, 1936, 1938-39, 1941, 1944, 1960-62, 1965-67, 1972, 1982, 1993-98, 2001-04, 2007, 2009-16, 2019-20
- 33 Dallas, 1966-73, 1975-83, 1985, 1991-96, 1998-99, 2003, 2006-07, 2009, 2014, 2016, 2018
- 32 N.Y. Giants, 1933-35, 1938-39, 1941, 1943-44, 1946, 1950, 1956, 1958-59, 1961-63, 1981, 1984-86, 1989-90, 1993, 1997, 2000, 2002, 2005-08, 2011, 2016
- Pittsburgh, 1947, 1972-79, 1982-84, 1989, 1992-97, 2001-02, 2004-05, 2007-08, 2010-11, 2014-17, 2020

Most Consecutive Seasons Participating in Postseason Games

- 11 New England, 2009-19
- 9 Dallas, 1975-83
- Indianapolis, 2002-10
- 8 Dallas, 1966-73
- Pittsburgh, 1972-79
- L.A. Rams, 1973-80
- San Francisco, 1983-90
- Green Bay, 2009-16

Most Games

- 63 Dallas, 1966-73, 1975-83, 1985, 1991-96, 1998-99, 2003, 2006-07, 2009, 2014, 2016, 2018
- 62 Pittsburgh, 1947, 1972-79, 1982-84, 1989, 1992-97, 2001-02, 2004-05, 2007-08, 2010-11, 2014-17, 2020
- 60 Green Bay, 1936, 1938-39, 1941, 1944, 1960-62, 1965-67, 1972, 1982, 1993-98, 2001-04, 2007, 2009-16, 2019-20

Most Games Won

- 37 Bos./New England Patriots, 1963, 1985, 1996-97, 2001, 2003-07, 2011-18
- 36 Pittsburgh, 1972, 1974-76, 1978-79, 1984, 1989, 1994-97, 2001-02, 2004-05, 2008, 2010, 2015-16
- Green Bay, 1936, 1939, 1944, 1961-62, 1965-67, 1982, 1993-97, 2001, 2003, 2007, 2010, 2012, 2014-16, 2019-20
- 35 Dallas, 1967, 1970-73, 1975, 1977-78, 1980-82, 1991-96, 2009, 2014, 2018

Most Consecutive Games Won

- 10 New England, 2001, 2003-05
- 9 Green Bay, 1961-62, 1965-67
- 7 Pittsburgh, 1974-76
- San Francisco, 1988-90
- Dallas, 1992-94
- Denver, 1997-98

Most Games Lost

- 30 Minnesota, 1968-71, 1973-78, 1980, 1982, 1987-89, 1992-94, 1996-2000, 2004, 2008-09, 2012, 2015, 2017, 2019
- 28 Dallas, 1966-1970, 1972-73, 1975-76, 1978-83, 1985, 1991, 1994, 1996, 1998-99, 2003, 2006-07, 2009, 2014, 2016, 2018
- 27 St.L./L.A. Rams, 1949-50, 1952, 1955, 1967, 1969, 1973-80, 1983-86, 1988-89, 2000, 2001, 2003-04, 2017-18, 2020

Most Consecutive Games Lost

- 9 Detroit, 1991, 1993-95, 1997, 1999, 2011, 2014, 2016 (current)
- 8 Kansas City, 1993-95, 1997, 2003, 2006, 2010, 2013
- Cincinnati, 1990, 2005, 2009, 2011-15 (current)
- 6 N.Y. Giants, 1939, 1941, 1943-44, 1946, 1950

POSTSEASON RECORDS

Cle. Browns, 1969, 1971-72, 1980, 1982, 1985
 Minnesota, 1988-89, 1992-94, 1996
 Seattle, 1984, 1987-88, 1999, 2003-04
 Dallas, 1996, 1998-99, 2003, 2006-07
 Buffalo, 1995-96, 1998-99, 2017, 2019

SCORING

Most Points, Game

73 NFC: Chi. Bears vs. Washington, 1940
 62 AFC-D: Jacksonville vs. Miami, 1999
 59 NFC: Detroit vs. Cle. Browns, 1957

Most Points, Both Teams, Game

96 NFC-FR: Arizona (51) vs. Green Bay (45), 2009
 95 NFC-FR: Philadelphia (58) vs. Detroit (37), 1995
 89 AFC-FR: Indianapolis (45) vs. Kansas City (44), 2013

Fewest Points, Both Teams, Game

5 NFC-D: Detroit (0) vs. Dallas (5), 1970
 7 NFC: Chi. Cardinals (0) vs. Philadelphia (7), 1948
 9 NFC: Tampa Bay (0) vs. L.A. Rams (9), 1979

Largest Margin of Victory, Game

73 NFC: Chi. Bears vs. Washington, 1940 (73-0)
 55 AFC-D: Jacksonville vs. Miami, 1999 (62-7)
 49 AFC-D: Oakland vs. Hou. Oilers, 1969 (56-7)

Most Points, Shutout Victory, Game

73 NFC: Chi. Bears vs. Washington, 1940
 41 NFC: N.Y. Giants vs. Minnesota, 2000
 AFC-FR: N.Y. Jets vs. Indianapolis, 2002
 38 NFC-D: Dallas vs. Tampa Bay, 1981

Most Points Overcome to Win Game

32 AFC-FR: Buffalo vs. Hou. Oilers, 1992 (trailed 35-3,
 won 41-38) (ot)
 28 AFC-FR: Indianapolis vs. Kansas City, 2013 (trailed 38-10,
 won 45-44)
 25 SB: New England vs. Atlanta, 2016 (trailed 28-3,
 won 34-28) (ot)

Most Points, Each Half

1st: 41 AFC: Buffalo vs. L.A. Raiders, 1990
 AFC-D: Jacksonville vs. Miami, 1999
 38 NFC-D: Washington vs. L.A. Rams, 1983
 NFC-FR: Philadelphia vs. Detroit, 1995
 35 NFC: Cle. Browns vs. Detroit, 1954
 AFC-D: Oakland vs. Hou. Oilers, 1969
 SB: Washington vs. Denver, 1987
 AFC-FR: Indianapolis vs. Denver, 2004
 NFC-D: New Orleans vs. Arizona, 2009
 AFC-D: New England vs. Denver, 2011
 AFC-D: New England vs. L.A. Chargers, 2018
 AFC-FR: Cle. Browns vs. Pittsburgh, 2020

2nd: 45 NFC: Chi. Bears vs. Washington, 1940
 35 AFC-FR: Buffalo vs. Hou. Oilers, 1992
 NFC-D: St.L. Rams vs. Minnesota, 1999
 NFC-FR: Green Bay vs. Arizona, 2009
 NFC-FR: New Orleans vs. Detroit, 2011
 AFC-FR: Indianapolis vs. Kansas City, 2013
 32 AFC: Indianapolis vs. New England, 2006

Most Points, Each Quarter

1st: 28 AFC-D: Oakland vs. Hou. Oilers, 1969
 AFC-FR: Cle. Browns vs. Pittsburgh, 2020
 24 AFC-D: S.D. Chargers vs. Miami, 1981
 AFC-D: Jacksonville vs. Miami, 1999
 AFC-D: Bal. Ravens vs. New England, 2009
 21 NFC: Chi. Bears vs. Washington, 1940
 AFC: S.D. Chargers vs. Bos. Patriots, 1963
 AFC-D: Oakland vs. Kansas City, 1968
 AFC: Oakland vs. S.D. Chargers, 1980
 AFC: Buffalo vs. L.A. Raiders, 1990
 NFC: San Francisco vs. Dallas, 1994
 NFC-D: New Orleans vs. Arizona, 2009
 AFC-D: Hou. Texans vs. Kansas City, 2019

2nd: 35 SB: Washington vs. Denver, 1987
 31 NFC-FR: Philadelphia vs. Detroit, 1995
 28 NFC-D: Green Bay vs. Atlanta, 2010
 AFC-D: Kansas City vs. Hou. Texans, 2019

3rd: 28 AFC-FR: Buffalo vs. Hou. Oilers, 1992
 26 NFC: Chi. Bears vs. Washington, 1940
 21 NFC-D: Dallas vs. Cle. Browns, 1967
 NFC-D: Dallas vs. Tampa Bay, 1981
 AFC-D: L.A. Raiders vs. Pittsburgh, 1983
 SB: Chi. Bears vs. New England, 1985
 NFC-D: N.Y. Giants vs. San Francisco, 1986
 AFC: Cle. Browns vs. Denver, 1987
 AFC: Cle. Browns vs. Denver, 1989
 NFC-D: St.L. Rams vs. Minnesota, 1999
 AFC-FR: Indianapolis vs. Kansas City, 2013
 AFC: New England vs. Indianapolis, 2014

4th: 27 NFC: N.Y. Giants vs. Chi. Bears, 1934
 26 NFC-FR: Philadelphia vs. New Orleans, 1992
 24 NFC: Bal. Colts vs. N.Y. Giants, 1959
 AFC: Kansas City vs. New England, 2018

OT: 6 NFC: Bal. Colts vs. N.Y. Giants, 1958
 AFC-D: Oakland vs. Bal. Colts, 1977
 NFC-D: L.A. Rams vs. N.Y. Giants, 1989
 AFC-FR: Miami vs. Indianapolis, 2000
 NFC-FR: Green Bay vs. Seattle, 2003
 NFC-D: Carolina vs. St.L. Rams, 2003
 AFC-FR: S.D. Chargers vs. Indianapolis, 2008
 NFC-FR: Arizona vs. Green Bay, 2009
 AFC-FR: Denver vs. Pittsburgh, 2011
 NFC: Seattle vs. Green Bay, 2014
 NFC-D: Arizona vs. Green Bay, 2015
 SB: New England vs. Atlanta, 2016
 AFC: New England vs. Kansas City, 2018
 NFC-FR: Minnesota vs. New Orleans, 2019

TOUCHDOWNS

Most Touchdowns, Game

11 NFC: Chi. Bears vs. Washington, 1940
 8 NFC: Cle. Browns vs. Detroit, 1954
 NFC: Detroit vs. Cle. Browns, 1957
 AFC-D: Oakland vs. Hou. Oilers, 1969
 SB: San Francisco vs. Denver, 1989
 AFC-D: Jacksonville vs. Miami, 1999
 7 AFC: S.D. Chargers vs. Bos. Patriots, 1963
 NFC-D: Dallas vs. Cle. Browns, 1967
 NFC-D: N.Y. Giants vs. San Francisco, 1986
 AFC: Buffalo vs. L.A. Raiders, 1990
 SB: Dallas vs. Buffalo, 1992
 SB: San Francisco vs. S.D. Chargers, 1994
 NFC-FR: Philadelphia vs. Detroit, 1995
 NFC-D: St.L. Rams vs. Minnesota, 1999
 AFC-FR: Indianapolis vs. Denver, 2004
 NFC-FR: Arizona vs. Green Bay, 2009 (ot)
 AFC-D: Kansas City vs. Hou. Texans, 2019

Most Touchdowns, Both Teams, Game

13 NFC-FR: Arizona (7) vs. Green Bay (6), 2009 (ot)
 12 NFC-FR: Philadelphia (7) vs. Detroit (5), 1995
 NFC-D: St.L. Rams (7) vs. Minnesota (5), 1999
 AFC-D: Pittsburgh (6) vs. Jacksonville (6), 2017
 11 NFC: Chi. Bears (11) vs. Washington (0), 1940
 AFC-FR: Indianapolis (6) vs. Kansas City (5), 2013
 AFC-D: Kansas City (7) vs. Hou. Texans (4), 2019
 AFC-FR: Cle. Browns (6) vs. Pittsburgh (5), 2020

Fewest Touchdowns, Both Teams, Game

0 NFC-D: N.Y. Giants vs. Cle. Browns, 1950
 NFC-D: Dallas vs. Detroit, 1970
 NFC: L.A. Rams vs. Tampa Bay, 1979
 AFC-D: Bal. Ravens vs. Indianapolis, 2006
 1 NFC: Chi. Cardinals (0) vs. Philadelphia (1), 1948
 NFC-D: Cle. Browns (0) vs. N.Y. Giants (1), 1958

POSTSEASON RECORDS

- AFC: S.D. Chargers (0) vs. Hou. Oilers (1), 1961
 AFC-D: N.Y. Jets (0) vs. Kansas City (1), 1969
 NFC-D: Green Bay (0) vs. Washington (1), 1972
 NFC-FR: New Orleans (0) vs. Chi. Bears (1), 1990
 NFC: N.Y. Giants (0) vs. San Francisco (1), 1990
 AFC-FR: L.A. Raiders (0) vs. Kansas City (1), 1991
 AFC-D: New England (0) vs. Pittsburgh (1), 1997
 NFC: Tampa Bay (0) vs. St.L. Rams (1), 1999
 AFC: Oakland (0) vs. Bal. Ravens (1), 2000
 NFC-FR: Minnesota (0) vs. Seattle (1), 2015
 AFC-FR: Buffalo (0) vs. Jacksonville (1), 2017
 SB: L.A. Rams (0) vs. New England (1), 2018

2 In many games

POINTS AFTER TOUCHDOWN

Most (One-Point) Points After Touchdown, Game

- 8 NFC: Cle. Browns vs. Detroit, 1954
 NFC: Detroit vs. Cle. Browns, 1957
 AFC-D: Oakland vs. Hou. Oilers, 1969
 AFC-D: Jacksonville vs. Miami, 1999
- 7 NFC: Chi. Bears vs. Washington, 1940
 NFC-D: Dallas vs. Cle. Browns, 1967
 NFC-D: N.Y. Giants vs. San Francisco, 1986
 SB: San Francisco vs. Denver, 1989
 SB: Dallas vs. Buffalo, 1992
 SB: San Francisco vs. S.D. Chargers, 1994
 NFC-FR: Philadelphia vs. Detroit, 1995
 NFC-D: St.L. Rams vs. Minnesota, 1999
 AFC-FR: Indianapolis vs. Denver, 2004

6 Many times. Most recent:

AFC-FR: Cle. Browns vs. Pittsburgh, 2020

Most (One-Point) Points After Touchdown, Both Teams, Game

- 12 NFC-FR: Arizona (6) vs. Green Bay (6), 2009
 AFC-D: Pittsburgh (6) vs. Jacksonville (6), 2017
- 11 AFC-FR: Indianapolis (6) vs. Kansas City (5), 2013
- 10 NFC: Detroit (8) vs. Cle. Browns (2), 1957
 AFC-D: Miami (5) vs. S.D. Chargers (5), 1981 (ot)
 AFC: Miami (6) vs. Pittsburgh (4), 1984
 AFC-FR: Buffalo (5) vs. Hou. Oilers (5), 1992 (ot)
 NFC-FR: Philadelphia (7) vs. Detroit (3), 1995
 AFC-FR: Indianapolis (7) vs. Denver (3), 2004
 NFC-FR: New Orleans (6) vs. Detroit (4), 2011
 AFC-D: Bal. Ravens (5) vs. Denver (5), 2012
 NFC-D: San Francisco (6) vs. Green Bay (4), 2012
 AFC-D: Kansas City (6) vs. Hou. Texans (4), 2019

Fewest (One-Point) Points After Touchdown, Both Teams, Game

- 0 NFC-D: N.Y. Giants vs. Cle. Browns, 1950
 NFC-D: Dallas vs. Detroit, 1970
 NFC: L.A. Rams vs. Tampa Bay, 1979
 NFC: St.L. Rams vs. Tampa Bay, 1999
 AFC-D: Bal. Ravens vs. Indianapolis, 2006

Most Two-Point Conversions, Game

- 2 SB: S.D. Chargers vs. San Francisco, 1994
 NFC-FR: Detroit vs. Philadelphia, 1995
 NFC-FR: San Francisco vs. N.Y. Giants, 2002
 SB: New England vs. Atlanta, 2016 (ot)
 NFC-FR: Seattle vs. Dallas, 2018
 AFC-FR: Hou. Texans vs. Buffalo, 2019 (ot)

1 By many teams

FIELD GOALS

Most Field Goals, Game

- 6 AFC-D: Pittsburgh vs. Kansas City, 2016
- 5 NFC-D: Minnesota vs. San Francisco, 1987
 NFC: N.Y. Giants vs. San Francisco, 1990
 AFC: Buffalo vs. Miami, 1992
 NFC-FR: N.Y. Giants vs. Minnesota, 1997
 NFC-FR: Carolina vs. Dallas, 2003
 NFC-D: St.L. Rams vs. Carolina, 2003 (2 ot)
 AFC: New England vs. Indianapolis, 2003

- AFC-D: Indianapolis vs. Bal. Ravens, 2006
 NFC: Green Bay vs. Seattle, 2014
 AFC-D: Denver vs. Pittsburgh, 2015
 AFC-FR: L.A. Chargers vs. Bal. Ravens, 2018

4 By many teams

Most Field Goals, Both Teams, Game

- 8 NFC-FR: N.Y. Giants (5) vs. Minnesota (3), 1997
 NFC-D: St.L. Rams (5) vs. Carolina (3), 2003 (2 ot)
 AFC-D: Denver (5) vs. Pittsburgh (3), 2015
- 7 AFC-FR: Pittsburgh (4) vs. Hou. Oilers (3), 1989 (ot)
 NFC: N.Y. Giants (5) vs. San Francisco (2), 1990
 NFC-D: Carolina (4) vs. Dallas (3), 1996
 AFC-D: Tennessee (4) vs. Indianapolis (3), 1999
 AFC-D: Indianapolis (5) vs. Bal. Ravens (2), 2006
 AFC-D: Pittsburgh (6) vs. Kansas City (1), 2016
 NFC: L.A. Rams (4) vs. New Orleans (3), 2018 (ot)
- 6 NFC-D: Minnesota (5) vs. San Francisco (1), 1987
 NFC-D: Philadelphia (4) vs. Chi. Bears (2), 1988
 AFC: Buffalo (5) vs. Miami (1), 1992
 NFC-FR: Carolina (5) vs. Dallas (1), 2003
 AFC-FR: New England (3) vs. N.Y. Jets (3), 2006
 NFC-D: N.Y. Giants (3) vs. Philadelphia (3), 2008
 AFC-FR: Denver (3) vs. Pittsburgh (3), 2011 (ot)
 AFC-FR: Hou. Texans (4) vs. Cincinnati (2), 2012
 AFC-FR: Pittsburgh (3) vs. Bal. Ravens (3), 2014
 NFC-FR: Atlanta (4) vs. L.A. Rams (2), 2017
 AFC-FR: L.A. Chargers (5) vs. Bal. Ravens (1), 2018
 AFC-FR: Buffalo (4) vs. Hou. Texans (2), 2019 (ot)

Most Field Goals Attempted, Game

- 6 AFC: Oakland vs. Hou. Oilers, 1967
 NFC-D: L.A. Rams vs. Dallas, 1973
 AFC-D: Cle. Browns vs. N.Y. Jets, 1986 (ot)
 NFC: N.Y. Giants vs. San Francisco, 1990
 AFC: Buffalo vs. Miami, 1992
 NFC-D: St.L. Rams vs. Carolina, 2003 (2 ot)
 AFC-D: Pittsburgh vs. Kansas City, 2016
 AFC-FR: L.A. Chargers vs. Bal. Ravens, 2018

5 By many teams

Most Field Goals Attempted, Both Teams, Game

- 11 NFC-D: St.L. Rams (6) vs. Carolina (5), 2003 (2 ot)
- 9 NFC-D: Philadelphia (5) vs. Chi. Bears (4), 1988
 NFC-FR: N.Y. Giants (5) vs. Minnesota (4), 1997
- 8 NFC-D: L.A. Rams (6) vs. Dallas (2), 1973
 NFC-D: Detroit (5) vs. San Francisco (3), 1983
 AFC-D: Cle. Browns (6) vs. N.Y. Jets (2), 1986 (ot)
 NFC-D: Minnesota (5) vs. San Francisco (3), 1987
 AFC-FR: Hou. Oilers (4) vs. Pittsburgh (4), 1989 (ot)
 NFC-FR: Chi. Bears (4) vs. New Orleans (4), 1990
 NFC: N.Y. Giants (6) vs. San Francisco (2), 1990
 NFC-D: N.Y. Giants (5) vs. Philadelphia (3), 2008
 AFC-D: Denver (5) vs. Pittsburgh (3), 2015
 AFC-FR: L.A. Chargers (6) vs. Bal. Ravens (2), 2018

SAFETIES

Most Safeties, Game

1 By many teams

Most Safeties, Both Teams, Game

1 In many games

FIRST DOWNS

Most First Downs, Game

- 37 SB: New England vs. Atlanta, 2016 (ot)
 36 AFC: New England vs. Kansas City, 2018 (ot)
 34 AFC-D: S.D. Chargers vs. Miami, 1981 (ot)
 NFC-FR: New Orleans vs. Detroit, 2011
 AFC-FR: Pittsburgh vs. Cle. Browns, 2020

Fewest First Downs, Game

- 6 NFC: N.Y. Giants vs. Green Bay, 1961
 AFC-D: Bal. Ravens vs. Tennessee, 2000
 7 NFC: Green Bay vs. Bos. Redskins, 1936

POSTSEASON RECORDS

NFC-D: Pittsburgh vs. Philadelphia, 1947
 NFC: Chi. Cardinals vs. Philadelphia, 1948
 NFC: L.A. Rams vs. Philadelphia, 1949
 NFC-D: Cle. Browns vs. N.Y. Giants, 1958
 AFC-D: Cincinnati vs. Bal. Colts, 1970
 NFC-D: Detroit vs. Dallas, 1970
 NFC: Tampa Bay vs. L.A. Rams, 1979
 AFC-D: Bal. Ravens vs. Pittsburgh, 2001
 AFC-FR: Kansas City vs. Indianapolis, 2006
 NFC-D: Minnesota vs. San Francisco, 2019

8 By many teams

Most First Downs, Both Teams, Game

62 NFC-FR: Green Bay (32) vs. Arizona (30), 2009 (ot)
 59 AFC-D: S.D. Chargers (34) vs. Miami (25), 1981 (ot)
 58 AFC-FR: Kansas City (30) vs. Indianapolis (28), 2013

Fewest First Downs, Both Teams, Game

15 NFC: Green Bay (7) vs. Bos. Redskins (8), 1936
 19 NFC: N.Y. Giants (9) vs. Green Bay (10), 1939
 NFC: Washington (9) vs. Chi. Bears (10), 1942
 20 NFC-D: Cle. Browns (9) vs. N.Y. Giants (11), 1950

RUSHING**Most First Downs, Rushing, Game**

19 NFC-FR: Dallas vs. L.A. Rams, 1980
 18 AFC-D: Miami vs. Cincinnati, 1973
 AFC: Miami vs. Oakland, 1973
 AFC-D: Pittsburgh vs. Buffalo, 1974
 AFC-FR: Buffalo vs. Miami, 1995
 AFC-FR: Denver vs. Jacksonville, 1997
 17 AFC-D: Cincinnati vs. Seattle, 1988
 AFC: Buffalo vs. Kansas City, 1993
 NFC-D: L.A. Rams vs. Dallas, 2018

Fewest First Downs, Rushing, Game

0 NFC: L.A. Rams vs. Philadelphia, 1949
 AFC-D: Buffalo vs. Bos. Patriots, 1963
 AFC: Oakland vs. Pittsburgh, 1974
 NFC-FR: New Orleans vs. Minnesota, 1987
 NFC: L.A. Rams vs. San Francisco, 1989
 NFC-D: Chi. Bears vs. N.Y. Giants, 1990
 AFC-FR: Indianapolis vs. Pittsburgh, 1996
 AFC-FR: Seattle vs. Miami, 1999
 AFC-D: Miami vs. Jacksonville, 1999
 AFC-D: Miami vs. Oakland, 2000
 AFC-D: Bal. Ravens vs. Pittsburgh, 2001
 AFC-D: Indianapolis vs. New England, 2004
 NFC-FR: Philadelphia vs. Dallas, 2009
 NFC-D: Minnesota vs. San Francisco, 2019

1 By many teams

Most First Downs, Rushing, Both Teams, Game

26 AFC: Buffalo (14) vs. L.A. Raiders (12), 1990
 25 NFC-FR: Dallas (19) vs. L.A. Rams (6), 1980
 23 NFC: Cle. Browns (15) vs. Detroit (8), 1952
 AFC-D: Miami (18) vs. Cincinnati (5), 1973
 AFC-D: Pittsburgh (18) vs. Buffalo (5), 1974
 AFC-FR: Buffalo (18) vs. Miami (5), 1995
 NFC-D: L.A. Rams (17) vs. Dallas (6), 2018

Fewest First Downs, Rushing, Both Teams, Game

2 NFC-FR: New Orleans (1) vs. St.L. Rams (1), 2000
 5 AFC-D: Buffalo (0) vs. Bos. Patriots (5), 1963
 NFC-D: Washington (1) vs. Tampa Bay (4), 1999
 AFC-FR: Cle. Browns (2) vs. Pittsburgh (3), 2002
 AFC-D: Bal. Ravens (2) vs. Indianapolis (3), 2009
 AFC: Denver (2) vs. New England (3), 2015
 NFC-FR: Philadelphia (2) vs. Chi. Bears (3), 2018
 6 NFC: Green Bay (2) vs. Bos. Redskins (4), 1936
 NFC-D: Bal. Colts (2) vs. Minnesota (4), 1968
 AFC-D: Hou. Oilers (1) vs. Oakland (5), 1969
 AFC-FR: N.Y. Jets (1) vs. Hou. Oilers (5), 1991
 AFC-FR: Denver (1) vs. Bal. Ravens (5), 2000
 AFC: Pittsburgh (1) vs. Bal. Ravens (5), 2008

SB: Arizona (2) vs. Pittsburgh (4), 2008
 NFC-FR: Seattle (2) vs. Minnesota (4), 2015

PASSING**Most First Downs, Passing, Game**

29 AFC-FR: Pittsburgh vs. Cle. Browns, 2020
 26 SB: New England vs. Atlanta, 2016 (ot)
 24 AFC-FR: Pittsburgh vs. Cle. Browns, 2002

Fewest First Downs, Passing, Game

0 NFC: Philadelphia vs. Chi. Cardinals, 1948
 1 NFC-D: N.Y. Giants vs. Washington, 1943
 NFC: Cle. Browns vs. Detroit, 1953
 SB: Denver vs. Dallas, 1977
 2 By many teams

Most First Downs, Passing, Both Teams, Game

42 AFC-D: Miami (21) vs. S.D. Chargers (21), 1981 (ot)
 AFC-FR: Pittsburgh (24) vs. Cle. Browns (18), 2002
 SB: New England (23) vs. Philadelphia (19), 2017
 41 AFC-FR: Pittsburgh (29) vs. Cle. Browns (12), 2020
 40 NFC-FR: New Orleans (20) vs. Detroit (20), 2011
 NFC: Atlanta (22) vs. Green Bay (18), 2016

Fewest First Downs, Passing, Both Teams, Game

2 NFC: Philadelphia (0) vs. Chi. Cardinals (2), 1948
 4 NFC-D: Cle. Browns (2) vs. N.Y. Giants (2), 1950
 5 NFC: Detroit (2) vs. N.Y. Giants (3), 1935
 NFC: Green Bay (2) vs. N.Y. Giants (3), 1939

PENALTY**Most First Downs, Penalty, Game**

7 AFC-D: New England vs. Oakland, 1976
 AFC: Tennessee vs. Oakland, 2002
 6 AFC-D: Cle. Browns vs. N.Y. Jets, 1986 (ot)
 NFC-D: Chi. Bears vs. Carolina, 2005
 NFC-FR: Green Bay vs. Arizona, 2009 (ot)
 AFC-D: Denver vs. Bal. Ravens, 2012 (2 ot)
 SB: Tampa Bay vs. Kansas City, 2020
 5 AFC-FR: Cle. Browns vs. L. A. Raiders, 1982
 NFC-D: San Francisco vs. Minnesota, 1997
 AFC-FR: Miami vs. Buffalo, 1998
 NFC-D: Arizona vs. Minnesota, 1998
 AFC: Pittsburgh vs. New England, 2001
 AFC-D: Pittsburgh vs. Tennessee, 2002 (ot)
 AFC-FR: Cincinnati vs. N.Y. Jets, 2009
 NFC-D: San Francisco vs. Carolina, 2013
 AFC-FR: Pittsburgh vs. Cincinnati, 2015
 NFC-D: Minnesota vs. New Orleans, 2017
 NFC-FR: New Orleans vs. Chi. Bears, 2020
 NFC-D: New Orleans vs. Tampa Bay, 2020

Most First Downs, Penalty, Both Teams, Game

10 AFC: Tennessee (7) vs. Oakland (3), 2002
 9 AFC-D: New England (7) vs. Oakland (2), 1976
 AFC-D: Denver (6) vs. Bal. Ravens (3), 2012 (2 ot)
 SB: Tampa Bay (6) vs. Kansas City (3), 2020
 8 NFC-FR: Atlanta (4) vs. Minnesota (4), 1982
 AFC-FR: Miami (5) vs. Buffalo (3), 1998
 NFC-FR: Dallas (4) vs. Philadelphia (4), 2009
 NFC-FR: Green Bay (6) vs. Arizona (2), 2009 (ot)
 AFC-FR: Pittsburgh (5) vs. Cincinnati (3), 2015

NET YARDS GAINED RUSHING AND PASSING**Most Yards Gained, Game**

626 NFC-FR: New Orleans vs. Detroit, 2011
 613 SB: New England vs. Philadelphia, 2017
 610 AFC: S.D. Chargers vs. Bos. Patriots, 1963

Fewest Yards Gained, Game

78 NFC-FR: Arizona vs. Carolina, 2014
 86 NFC-D: Cle. Browns vs. N.Y. Giants, 1958
 99 NFC: Chi. Cardinals vs. Philadelphia, 1948

POSTSEASON RECORDS

Most Yards Gained, Both Teams, Game

- 1,151 SB: New England (613) vs. Philadelphia (538), 2017
- 1,049 AFC-FR: Indianapolis (536) vs. Kansas City (513), 2013
- 1,038 AFC-FR: Buffalo (536) vs. Miami (502), 1995
- NFC-FR: New Orleans (626) vs. Detroit (412), 2011

Fewest Yards Gained, Both Teams, Game

- 331 NFC: Chi. Cardinals (99) vs. Philadelphia (232), 1948
- 332 NFC-D: N.Y. Giants (150) vs. Cle. Browns (182), 1950
- 336 NFC: Bos. Redskins (116) vs. Green Bay (220), 1936

RUSHING ATTEMPTS

Most Attempts, Game

- 65 NFC: Detroit vs. N.Y. Giants, 1935
- 61 NFC: Philadelphia vs. L.A. Rams, 1949
- 59 AFC: New England vs. Miami, 1985

Fewest Attempts, Game

- 8 AFC-D: Miami vs. S.D. Chargers, 1994
- 9 SB: Miami vs. San Francisco, 1984
- NFC: Minnesota vs. N.Y. Giants, 2000
- 10 NFC: L.A. Rams vs. San Francisco, 1989
- NFC-FR: Atlanta vs. Green Bay, 1995
- NFC-FR: Detroit vs. Washington, 1999
- NFC-FR: Detroit vs. New Orleans, 2011
- AFC-D: L.A. Chargers vs. New England, 2018
- NFC-D: Minnesota vs. San Francisco, 2019

Most Attempts, Both Teams, Game

- 109 NFC: Detroit (65) vs. N.Y. Giants (44), 1935
- 97 AFC-D: Bal. Colts (50) vs. Oakland (47), 1977 (ot)
- 91 NFC: Philadelphia (57) vs. Chi. Cardinals (34), 1948

Fewest Attempts, Both Teams, Game

- 32 AFC-D: Hou. Oilers (14) vs. Kansas City (18), 1993
- 36 SB: Green Bay (13) vs. Pittsburgh (23), 2010
- NFC-D: New Orleans (14) vs. San Francisco (22), 2011
- 37 SB: Arizona (12) vs. Pittsburgh (25), 2008
- SB: New Orleans (18) vs. Indianapolis (19), 2009

YARDS GAINED

Most Yards Gained, Game

- 382 NFC: Chi. Bears vs. Washington, 1940
- 341 AFC-FR: Buffalo vs. Miami, 1995
- 338 NFC-FR: Dallas vs. L.A. Rams, 1980

Fewest Yards Gained, Game

- 4 NFC-FR: Detroit vs. Green Bay, 1994
- 7 AFC-D: Buffalo vs. Bos. Patriots, 1963
- SB: New England vs. Chi. Bears, 1985
- 14 AFC-D: Miami vs. Denver, 1998
- AFC: N.Y. Jets vs. Denver, 1998
- AFC-D: New England vs. Bal. Ravens, 2014

Most Yards Gained, Both Teams, Game

- 430 NFC-FR: Dallas (338) vs. L.A. Rams (92), 1980
- 427 NFC-D: San Francisco (323) vs. Green Bay (104), 2012
- 426 NFC: Cle. Browns (227) vs. Detroit (199), 1952

Fewest Yards Gained, Both Teams, Game

- 77 NFC-FR: Detroit (-4) vs. Green Bay (81), 1994
- 84 NFC-FR: St.L. Rams (34) vs. New Orleans (50), 2000
- 90 AFC-D: Buffalo (7) vs. Bos. Patriots (83), 1963
- NFC-D: Tampa Bay (44) vs. Washington (46), 1999

AVERAGE GAIN

Highest Average Gain, Game

- 9.94 AFC: S.D. Chargers vs. Bos. Patriots, 1963 (32-318)
- 9.29 NFC-D: Green Bay vs. Dallas, 1982 (17-158)
- 8.18 NFC-D: Atlanta vs. St.L. Rams, 2004 (40-327)

Lowest Average Gain, Game

- 0.27 NFC-FR: Detroit vs. Green Bay, 1994 (15(-4))
- 0.58 AFC-D: Buffalo vs. Bos. Patriots, 1963 (12-7)
- 0.64 SB: New England vs. Chi. Bears, 1985 (11-7)

TOUCHDOWNS

Most Touchdowns, Game

- 7 NFC: Chi. Bears vs. Washington, 1940
- 6 NFC-D: San Francisco vs. N.Y. Giants, 1993
- AFC-D: New England vs. Indianapolis, 2013
- 5 NFC: Cle. Browns vs. Detroit, 1954
- NFC-D: San Francisco vs. Chi. Bears, 1994
- AFC-FR: Pittsburgh vs. Indianapolis, 1996
- AFC-FR: Denver vs. Jacksonville, 1997

Most Touchdowns, Both Teams, Game

- 7 NFC: Chi. Bears (7) vs. Washington (0), 1940
- 6 NFC: Cle. Browns (5) vs. Detroit (1), 1954
- NFC-D: San Francisco (6) vs. N.Y. Giants (0), 1993
- NFC-D: San Francisco (5) vs. Chi. Bears (1), 1994
- AFC-FR: Denver (5) vs. Jacksonville (1), 1997
- AFC-D: New England (6) vs. Indianapolis (0), 2013
- 5 NFC: Chi. Cardinals (3) vs. Philadelphia (2), 1947
- AFC: S.D. Chargers (4) vs. Bos. Patriots (1), 1963
- AFC-D: Cincinnati (3) vs. Buffalo (2), 1981
- AFC-FR: Pittsburgh (5) vs. Indianapolis (0), 1996
- NFC-D: Arizona (3) vs. Minnesota (2), 1998
- NFC-FR: Seattle (3) vs. Green Bay (2), 2003 (ot)
- NFC-D: San Francisco (4) vs. Green Bay (1), 2012
- AFC-D: Jacksonville (4) vs. Pittsburgh (1), 2017
- NFC-D: L.A. Rams (3) vs. Dallas (2), 2018
- AFC-D: New England (4) vs. L.A. Chargers (1), 2018
- AFC: New England (4) vs. Kansas City (1), 2018 (ot)
- NFC: San Francisco (4) vs. Green Bay (1), 2019

PASSING ATTEMPTS

Most Attempts, Game

- 68 AFC-FR: Pittsburgh vs. Cle. Browns, 2020
- 66 AFC-FR: Miami vs. Buffalo, 1995
- 65 AFC-D: Cle. Browns vs. N.Y. Jets, 1986 (ot)
- NFC-D: San Francisco vs. Green Bay, 1995
- 63 NFC-D: New Orleans vs. San Francisco, 2011
- SB: New England vs. Atlanta, 2016 (ot)

Fewest Attempts, Game

- 5 NFC: Detroit vs. N.Y. Giants, 1935
- 6 AFC: Miami vs. Oakland, 1973
- 7 SB: Miami vs. Minnesota, 1973

Most Attempts, Both Teams, Game

- 105 NFC-D: New Orleans (63) vs. San Francisco (42), 2011
- 102 AFC-D: S.D. Chargers (54) vs. Miami (48), 1981 (ot)
- AFC-FR: Pittsburgh (68) vs. Cle. Browns (34), 2020
- 96 AFC: N.Y. Jets (49) vs. Oakland (47), 1968
- AFC-D: New England (51) vs. Bal. Ravens (45), 2014

Fewest Attempts, Both Teams, Game

- 18 NFC: Detroit (5) vs. N.Y. Giants (13), 1935
- 23 NFC: Chi. Cardinals (11) vs. Philadelphia (12), 1948
- 24 NFC-D: Cle. Browns (9) vs. N.Y. Giants (15), 1950

COMPLETIONS

Most Completions, Game

- 47 AFC-FR: Pittsburgh vs. Cle. Browns, 2020
- 43 SB: New England vs. Atlanta, 2016 (ot)
- 40 NFC-D: New Orleans vs. San Francisco, 2011

Fewest Completions, Game

- 2 NFC: Detroit vs. N.Y. Giants, 1935
- NFC: Philadelphia vs. Chi. Cardinals, 1948
- 3 NFC: N.Y. Giants vs. Chi. Bears, 1941
- NFC: Green Bay vs. N.Y. Giants, 1944
- NFC: Chi. Cardinals vs. Philadelphia, 1947
- NFC: Chi. Cardinals vs. Philadelphia, 1948
- NFC-D: Cle. Browns vs. N.Y. Giants, 1950
- NFC-D: N.Y. Giants vs. Cle. Browns, 1950
- NFC: Cle. Browns vs. Detroit, 1953
- AFC: Miami vs. Oakland, 1973

POSTSEASON RECORDS

- 4 NFC: N.Y. Giants vs. Detroit, 1935
 NFC-D: N.Y. Giants vs. Washington, 1943
 NFC-D: Pittsburgh vs. Philadelphia, 1947
 NFC-D: Dallas vs. Detroit, 1970
 AFC: Miami vs. Bal. Colts, 1971
 SB: Miami vs. Washington, 1982
 AFC-FR: Seattle vs. L.A. Raiders, 1984
 AFC-FR: Bal. Ravens vs. New England, 2009

Most Completions, Both Teams, Game

- 68 AFC-FR: Pittsburgh (47) vs. Cle. Browns (21), 2020
 64 AFC-D: S.D. Chargers (33) vs. Miami (31), 1981 (ot)
 NFC-D: New Orleans (40) vs. San Francisco (24), 2011
 63 SB: New Orleans (32) vs. Indianapolis (31), 2009
 AFC: New England (32) vs. Pittsburgh (31), 2016

Fewest Completions, Both Teams, Game

- 5 NFC: Philadelphia (2) vs. Chi. Cardinals (3), 1948
 6 NFC: Detroit (2) vs. N.Y. Giants (4), 1935
 NFC-D: Cle. Browns (3) vs. N.Y. Giants (3), 1950
 11 NFC: Green Bay (3) vs. N.Y. Giants (8), 1944
 NFC-D: Dallas (4) vs. Detroit (7), 1970

COMPLETION PERCENTAGE**Highest Completion Percentage, Game (20 attempts)**

- 92.9 AFC-D: New England vs. Jacksonville, 2007 (28-26)
 88.0 SB: N.Y. Giants vs. Denver, 1986 (25-22)
 87.9 NFC-FR: Arizona vs. Green Bay, 2009 (33-29) (ot)

Lowest Completion Percentage, Game (20 attempts)

- 18.5 NFC: Tampa Bay vs. L.A. Rams, 1979 (27-5)
 20.0 NFC-D: N.Y. Giants vs. Washington, 1943 (20-4)
 25.8 NFC: Chi. Bears vs. Washington, 1937 (31-8)

YARDS GAINED**Most Yards Gained, Game**

- 501 AFC-FR: Pittsburgh vs. Cle. Browns, 2020
 500 SB: New England vs. Philadelphia, 2017
 483 AFC-D: Cle. Browns vs. N.Y. Jets, 1986 (ot)

Fewest Yards Gained, Game

- 3 NFC: Chi. Cardinals vs. Philadelphia, 1948
 7 NFC: Philadelphia vs. Chi. Cardinals, 1948
 9 NFC-D: N.Y. Giants vs. Cle. Browns, 1950
 NFC: Cle. Browns vs. Detroit, 1953

Most Yards Gained, Both Teams, Game

- 874 SB: New England (500) vs. Philadelphia (374), 2017
 839 New Orleans (459) vs. Detroit (380), 2011
 809 AFC-D: S.D. Chargers (415) vs. Miami (394), 1981 (ot)

Fewest Yards Gained, Both Teams, Game

- 10 NFC: Chi. Cardinals (3) vs. Philadelphia (7), 1948
 38 NFC-D: N.Y. Giants (9) vs. Cle. Browns (29), 1950
 102 NFC-D: Dallas (22) vs. Detroit (80), 1970

TIMES SACKED**Most Times Sacked, Game**

- 9 AFC: Kansas City vs. Buffalo, 1966
 NFC: Chi. Bears vs. San Francisco, 1984
 AFC-D: N.Y. Jets vs. Cle. Browns, 1986 (ot)
 AFC-D: Hou. Oilers vs. Kansas City, 1993
 8 NFC: Green Bay vs. Dallas, 1967
 NFC: Minnesota vs. Washington, 1987
 NFC-D: Philadelphia vs. Green Bay, 2003 (ot)
 AFC-D: Tennessee vs. New England, 2017
 7 NFC-D: Dallas vs. L.A. Rams, 1973
 SB: Dallas vs. Pittsburgh, 1975
 AFC-FR: Hou. Oilers vs. Oakland, 1980
 NFC-D: Washington vs. Chi. Bears, 1984
 SB: New England vs. Chi. Bears, 1985
 AFC-FR: Kansas City vs. S.D. Chargers, 1992
 AFC-D: Pittsburgh vs. Buffalo, 1992
 SB: Carolina vs. Denver, 2015
 AFC-FR: Bal. Ravens vs. L.A. Chargers, 2018
 AFC-FR: Hou. Texans vs. Buffalo, 2019 (ot)

- NFC-FR: Philadelphia vs. Seattle, 2019

Most Times Sacked, Both Teams, Game

- 13 AFC: Kansas City (9) vs. Buffalo (4), 1966
 AFC-D: N.Y. Jets (9) vs. Cle. Browns (4), 1986 (ot)
 12 NFC-D: Dallas (7) vs. L.A. Rams (5), 1973
 NFC-D: Washington (7) vs. Chi. Bears (5), 1984
 NFC: Chi. Bears (9) vs. San Francisco (3), 1984
 AFC-FR: Kansas City (7) vs. S.D. Chargers (5), 1992
 SB: Carolina (7) vs. Denver (5), 2015
 11 AFC-D: Hou. Oilers (9) vs. Kansas City (2), 1993
 AFC-D: Pittsburgh (6) vs. Bal. Ravens (5), 2010

Fewest Times Sacked, Both Teams, Game

- 0 AFC-D: Buffalo vs. Pittsburgh, 1974
 AFC-FR: Pittsburgh vs. S.D. Chargers, 1982
 AFC: Miami vs. Pittsburgh, 1984
 AFC-D: Buffalo vs. Miami, 1990
 AFC-D: Denver vs. Hou. Oilers, 1991
 AFC-FR: Buffalo vs. Miami, 1995
 AFC-D: Indianapolis vs. Tennessee, 1999
 AFC-D: Indianapolis vs. S.D. Chargers, 2007
 NFC-D: N.Y. Giants vs. Philadelphia, 2008
 AFC-FR: Pittsburgh vs. Cle. Browns, 2020
 1 In many games

TOUCHDOWNS**Most Touchdowns, Game**

- 6 AFC-D: Oakland vs. Hou. Oilers, 1969
 SB: San Francisco vs. S.D. Chargers, 1994
 AFC-D: New England vs. Denver, 2011
 5 NFC: Chi. Bears vs. Washington, 1943
 NFC: Detroit vs. Cle. Browns, 1957
 AFC-D: Oakland vs. Kansas City, 1968
 SB: San Francisco vs. Denver, 1989
 NFC-D: St.L. Rams vs. Minnesota, 1999
 NFC: N.Y. Giants vs. Minnesota, 2000
 AFC-FR: Indianapolis vs. Denver, 2003
 NFC-FR: Arizona vs. Green Bay, 2009 (ot)
 AFC-D: Pittsburgh vs. Jacksonville, 2017
 AFC-D: Kansas City vs. Hou. Texans, 2019
 4 By many teams

Most Touchdowns, Both Teams, Game

- 9 NFC-D: St.L. Rams (5) vs. Minnesota (4), 1999
 NFC-FR: Arizona (5) vs. Green Bay (4), 2009 (ot)
 8 AFC-FR: Buffalo (4) vs. Hou. Oilers (4), 1992 (ot)
 AFC-FR: Indianapolis (4) vs. Kansas City (4), 2013
 AFC-D: New England (4) vs. Bal. Ravens (4), 2014
 7 NFC: Chi. Bears (5) vs. Washington (2), 1943
 AFC-D: Oakland (6) vs. Hou. Oilers (1), 1969
 SB: Pittsburgh (4) vs. Dallas (3), 1978
 AFC-D: Miami (4) vs. S.D. Chargers (3), 1981 (ot)
 AFC: Miami (4) vs. Pittsburgh (3), 1984
 AFC-D: Buffalo (4) vs. Cle. Browns (3), 1989
 SB: San Francisco (6) vs. S.D. Chargers (1), 1994
 NFC-FR: Detroit (4) vs. Philadelphia (3), 1995
 NFC-FR: New Orleans (4) vs. St.L. Rams (3), 2000
 NFC-FR: N.Y. Giants (4) vs. San Francisco (3), 2002
 NFC: Arizona (4) vs. Philadelphia (3), 2008
 NFC-D: New Orleans (4) vs. San Francisco (3), 2011
 NFC: Atlanta (4) vs. Green Bay (3), 2016
 SB: Philadelphia (4) vs. New England (3), 2017
 AFC-D: Kansas City (5) vs. Hou. Texans (2), 2019
 AFC-FR: Pittsburgh (4) vs. Cle. Browns (3), 2020

INTERCEPTIONS BY**Most Interceptions By, Game**

- 8 NFC: Chi. Bears vs. Washington, 1940
 7 NFC: Cle. Browns vs. L.A. Rams, 1955
 6 NFC: Green Bay vs. N.Y. Giants, 1939
 NFC: Chi. Bears vs. N.Y. Giants, 1946
 NFC: Cle. Browns vs. Detroit, 1954

POSTSEASON RECORDS

AFC: S.D. Chargers vs. Hou. Oilers, 1961
 AFC: Buffalo vs. L.A. Raiders, 1990
 NFC-FR: Philadelphia vs. Detroit, 1995
 NFC-D: St.L. Rams vs. Green Bay, 2001

Most Interceptions By, Both Teams, Game

10 NFC: Cle. Browns (7) vs. L.A. Rams (3), 1955
 AFC: S.D. Chargers (6) vs. Hou. Oilers (4), 1961
 9 NFC: Green Bay (6) vs. N.Y. Giants (3), 1939
 8 NFC: Chi. Bears (8) vs. Washington (0), 1940
 NFC: Chi. Bears (6) vs. N.Y. Giants (2), 1946
 NFC: Cle. Browns (6) vs. Detroit (2), 1954
 AFC-FR: Buffalo (4) vs. N.Y. Jets (4), 1981
 AFC: Miami (5) vs. N.Y. Jets (3), 1982

YARDS GAINED

Most Yards Gained, Game

172 SB: Tampa Bay vs. Oakland, 2002
 161 NFC-D: St.L. Rams vs. Green Bay, 2001
 138 AFC-FR: N.Y. Jets vs. Cincinnati, 1982

Most Yards Gained, Both Teams, Game

184 SB: Tampa Bay (172) vs. Oakland (12), 2002
 161 NFC-D: St.L. Rams (161) vs. Green Bay (0), 2001
 149 NFC: Cle. Browns (103) vs. L.A. Rams (46), 1955

TOUCHDOWNS

Most Touchdowns, Game

3 NFC: Chi. Bears vs. Washington, 1940
 NFC-D: St.L. Rams vs. Green Bay, 2001
 SB: Tampa Bay vs. Oakland, 2002
 2 NFC-D: L.A. Rams vs. St.L. Cardinals, 1975
 NFC-FR: Philadelphia vs. Detroit, 1995
 NFC-FR: Seattle vs. Washington, 2007

1 In many games

Most Touchdowns, Both Teams, Game

3 NFC: Chi. Bears (3) vs. Washington (0), 1940
 NFC-D: St.L. Rams (3) vs. Green Bay (0), 2001
 SB: Tampa Bay (3) vs. Oakland (0), 2002
 2 NFC-D: L.A. Rams (2) vs. St.L. Cardinals (0), 1975
 NFC-D: Dallas (1) vs. Green Bay (1), 1982
 NFC-D: Minnesota (1) vs. San Francisco (1), 1987
 NFC-FR: Detroit (1) vs. Green Bay (1), 1993
 NFC-FR: Philadelphia (2) vs. Detroit (0), 1995
 AFC-FR: Buffalo (1) vs. Jacksonville (1), 1996
 NFC-FR: Seattle (2) vs. Washington (0), 2007
 1 In many games

PUNTING

Most Punts, Game

14 AFC-D: N.Y. Jets vs. Cle. Browns, 1986 (ot)
 13 NFC: N.Y. Giants vs. Chi. Bears, 1933
 AFC-D: Bal. Colts vs. Oakland, 1977 (ot)
 12 NFC: N.Y. Giants vs. San Francisco, 2011 (ot)

Fewest Punts, Game

0 NFC-FR: St.L. Cardinals vs. Green Bay, 1982
 AFC-FR: N.Y. Jets vs. Cincinnati, 1982
 AFC-FR: Indianapolis vs. Denver, 2003
 AFC-D: Kansas City vs. Indianapolis, 2003
 AFC-D: Indianapolis vs. Kansas City, 2003
 NFC-D: Green Bay vs. Atlanta, 2010
 NFC-FR: New Orleans vs. Detroit, 2011
 AFC-D: Denver vs. S.D. Chargers, 2013
 SB: New England vs. Philadelphia, 2017
 AFC-D: Kansas City vs. Cle. Browns, 2020
 1 By many teams

Most Punts, Both Teams, Game

23 NFC: N.Y. Giants (13) vs. Chi. Bears (10), 1933
 22 AFC-D: N.Y. Jets (14) vs. Cle. Browns (8), 1986 (ot)
 NFC: N.Y. Giants (12) vs. San Francisco (10), 2011 (ot)

21 AFC-D: Bal. Colts (13) vs. Oakland (8), 1977 (ot)
 NFC: L.A. Rams (11) vs. Chi. Bears (10), 1985
 SB: N.Y. Giants (11) vs. Bal. Ravens (10), 2000

Fewest Punts, Both Teams, Game

0 AFC-D: Kansas City vs. Indianapolis, 2003
 1 NFC-FR: St.L. Cardinals (0) vs. Green Bay (1), 1982
 SB: New England (0) vs. Philadelphia (1), 2017
 2 AFC-FR: N.Y. Jets (0) vs. Cincinnati (2), 1982
 SB: Atlanta (1) vs. Denver (1), 1998
 AFC-FR: Indianapolis (0) vs. Denver (2), 2003
 AFC-D: New England (1) vs. Jacksonville (1), 2007
 NFC-FR: Arizona (1) vs. Green Bay (1), 2009 (ot)
 AFC-D: Kansas City (0) vs. Cle. Browns (2), 2020

AVERAGE YARDAGE

Highest Average, Punting, Game (4 punts)

56.0 AFC: Oakland vs. S.D. Chargers, 1980
 55.8 NFC-FR: Seattle vs. L.A. Rams, 2020
 53.8 NFC: New York vs. Detroit, 1935

Lowest Average, Punting, Game (4 punts)

21.9 NFC: Green Bay vs. N.Y. Giants, 1962
 24.9 NFC: Washington vs. Chi. Bears, 1937
 25.3 AFC-FR: Pittsburgh vs. Hou. Oilers, 1989

PUNT RETURNS

Most Punt Returns, Game

8 NFC: Green Bay vs. N.Y. Giants, 1944
 NFC: San Francisco vs. N.Y. Giants, 2011 (ot)
 7 By many teams

Most Punt Returns, Both Teams, Game

14 NFC: San Francisco (8) vs. N.Y. Giants (6), 2011 (ot)
 13 AFC-FR: Hou. Oilers (7) vs. Oakland (6), 1980
 12 AFC-D: New England (7) vs. Pittsburgh (5), 1996

Fewest Punt Returns, Both Teams, Game

0 NFC: Chi. Bears vs. N.Y. Giants, 1941
 AFC: Bos. Patriots vs. S.D. Chargers, 1963
 NFC-FR: Green Bay vs. St.L. Cardinals, 1982
 AFC-FR: Hou. Oilers vs. N.Y. Jets, 1991
 AFC-D: Denver vs. Hou. Oilers, 1991
 NFC-D: San Francisco vs. Washington, 1992
 SB: Denver vs. Green Bay, 1997
 SB: Atlanta vs. Denver, 1998
 AFC-FR: Oakland vs. N.Y. Jets, 2001
 AFC-D: N.Y. Jets vs. Oakland, 2002
 AFC-FR: Denver vs. Indianapolis, 2003
 NFC-D: Carolina vs. St.L. Rams, 2003
 AFC-D: Indianapolis vs. Kansas City, 2003
 AFC-FR: Kansas City vs. Bal. Ravens, 2010
 NFC-D: Atlanta vs. Green Bay, 2010
 AFC: Denver vs. New England, 2013
 AFC-FR: Pittsburgh vs. Bal. Ravens, 2014
 AFC-D: Pittsburgh vs. Jacksonville, 2017
 SB: New England vs. Philadelphia, 2017
 AFC-D: Bal. Ravens vs. Tennessee, 2019
 1 In many games

YARDS GAINED

Most Yards Gained, Game

155 NFC-D: Dallas vs. Cle. Browns, 1967
 152 NFC-D: Atlanta vs. St.L. Rams, 2004
 150 NFC: Chi. Cardinals vs. Philadelphia, 1947

Fewest Yards Gained, Game

-11 AFC: Kansas City vs. New England, 2018 (ot)
 -10 NFC: Green Bay vs. Cle. Browns, 1965
 -9 NFC: Dallas vs. Green Bay, 1966
 AFC-D: Kansas City vs. Oakland, 1968

Most Yards Gained, Both Teams, Game

166 NFC-D: Dallas (155) vs. Cle. Browns (11), 1967
 AFC-D: Bal. Ravens (99) vs. Pittsburgh (67), 2001

POSTSEASON RECORDS

160 NFC-D: Chi. Cardinals (150) vs. Philadelphia (10), 1947

152 NFC-D: Atlanta (152) vs. St.L. Rams (0), 2004

Fewest Yards Gained, Both Teams, Game

-9 NFC: Dallas (-9) vs. Green Bay (0), 1966

-6 AFC-D: Miami (-5) vs. Oakland (-1), 1970

-3 NFC-D: San Francisco (-5) vs. Dallas (2), 1972

TOUCHDOWNS**Most Touchdowns, Game**

1 By 21 teams

KICKOFF RETURNS**Most Kickoff Returns, Game**

10 NFC-D: L.A. Rams vs. Washington, 1983

NFC-FR: Detroit vs. Philadelphia, 1995

9 NFC: Chi. Bears vs. N.Y. Giants, 1956

AFC: Bos. Patriots vs. S.D. Chargers, 1963

AFC: Hou. Oilers vs. Oakland, 1967

SB: Denver vs. San Francisco, 1989

AFC-D: Miami vs. Buffalo, 1990

AFC: L.A. Raiders vs. Buffalo, 1990

AFC-D: Miami vs. Jacksonville, 1999

SB: Oakland vs. Tampa Bay, 2002

8 By many teams

Most Kickoff Returns, Both Teams, Game

15 AFC-D: Miami (9) vs. Buffalo (6), 1990

14 NFC-FR: Detroit (10) vs. Philadelphia (4), 1995

13 NFC-D: Green Bay (7) vs. Dallas (6), 1982

NFC-FR: Green Bay (7) vs. San Francisco (6), 1998

AFC-FR: N.Y. Jets (8) vs. Oakland (5), 2001

NFC-FR: San Francisco (7) vs. N.Y. Giants (6), 2002

AFC-D: Tennessee (7) vs. Pittsburgh (6), 2002

SB: Oakland (9) vs. Tampa Bay (4), 2002

NFC-FR: Seattle (7) vs. Green Bay (6), 2003 (ot)

AFC-D: Kansas City (7) vs. Indianapolis (6), 2003

AFC: Pittsburgh (8) vs. New England (5), 2004

AFC: New England (8) vs. Indianapolis (5), 2006

Fewest Kickoff Returns, Both Teams, Game

0 AFC-D: Denver vs. Pittsburgh, 2015

NFC-FR: New Orleans vs. Carolina, 2017

NFC: Philadelphia vs. Minnesota, 2017

NFC-D: New Orleans vs. Tampa Bay, 2020

1 AFC: Green Bay (0) vs. Bos. Redskins (1), 1936

AFC-FR: S.D. Chargers (0) vs. Kansas City (1), 1992

AFC-FR: Hou. Texans (0) vs. Cincinnati (1), 2011

AFC-FR: Pittsburgh (0) vs. Denver (1), 2011 (ot)

AFC: New England (0) vs. Denver (1), 2013

AFC-FR: Hou. Texans (0) vs. Kansas City (1), 2015

AFC-FR: Jacksonville (0) vs. Buffalo (1), 2017

AFC-FR: Indianapolis (0) vs. Hou. Texans (1), 2018

AFC-D: Bal. Ravens (0) vs. Buffalo (1), 2020

2 NFC-D: L.A. Rams (0) vs. Chi. Bears (2), 1950

AFC: Hou. Oilers (0) vs. S.D. Chargers (2), 1961

AFC-D: Oakland (1) vs. Pittsburgh (1), 1972

AFC-D: N.Y. Jets (0) vs. L.A. Raiders (2), 1982

AFC: Miami (1) vs. N.Y. Jets (1), 1982

NFC: N.Y. Giants (0) vs. Washington (2), 1986

AFC-FR: Indianapolis (0) vs. Bal. Ravens (2), 2012

AFC-D: Denver (0) vs. Indianapolis (2), 2014

AFC: Denver (1) vs. New England (1), 2015

NFC-D: Dallas (0) vs. Green Bay (2), 2016

NFC-D: Minnesota (0) vs. New Orleans (2), 2017

NFC-FR: Dallas (1) vs. Seattle (1), 2018

SB: L.A. Rams (1) vs. New England (1), 2018

AFC-FR: Buffalo (0) vs. Hou. Texans (2), 2019 (ot)

NFC-FR: New Orleans (0) vs. Chi. Bears (2), 2020

AFC-D: Kansas City (0) vs. Cle. Browns (2), 2020

YARDS GAINED**Most Yards Gained, Game**

244 SB: S.D. Chargers vs. San Francisco, 1994

232 NFC-D: Atlanta vs. Green Bay, 2010

231 AFC: New England vs. Indianapolis, 2006

Most Yards Gained, Both Teams, Game

379 AFC-D: Bal. Colts (193) vs. Oakland (186), 1977 (ot)

348 NFC-D: Minnesota (174) vs. St.L. Rams (174), 1999

323 AFC-D: New England (231) vs. Indianapolis (92), 2006

Fewest Yards Gained, Both Teams, Game

0 AFC-D: Denver vs. Pittsburgh, 2015

NFC-FR: New Orleans vs. Carolina, 2017

NFC: Philadelphia vs. Minnesota, 2017

NFC-D: New Orleans vs. Tampa Bay, 2020

4 AFC: New England (0) vs. Denver (4), 2013

5 AFC-FR: S.D. Chargers (0) vs. Kansas City (5), 1992

TOUCHDOWNS**Most Touchdowns, Game**

1 NFC-D: San Francisco vs. Dallas, 1972

AFC-D: Miami vs. Oakland, 1974

AFC-D: Bal. Colts vs. Oakland, 1977 (ot)

SB: Miami vs. Washington, 1982

SB: Cincinnati vs. San Francisco, 1988

AFC-D: Cle. Browns vs. Buffalo, 1989

SB: S.D. Chargers vs. San Francisco, 1994

SB: Green Bay vs. New England, 1996

NFC: San Francisco vs. Green Bay, 1997

SB: Atlanta vs. Denver, 1998

AFC-FR: Tennessee vs. Buffalo, 1999

AFC-FR: Seattle vs. Miami, 1999

NFC-D: Washington vs. Tampa Bay, 1999

NFC-D: St.L. Rams vs. Minnesota, 1999

AFC: Tennessee vs. Jacksonville, 1999

NFC-D: N.Y. Giants vs. Philadelphia, 2000

SB: Bal. Ravens vs. N.Y. Giants, 2000

SB: N.Y. Giants vs. Bal. Ravens, 2000

AFC-D: Kansas City vs. Indianapolis, 2003

NFC-FR: Dallas vs. Seattle, 2006

SB: Chi. Bears vs. Indianapolis, 2006

NFC-D: Atlanta vs. Green Bay, 2010

AFC-D: Denver vs. Bal. Ravens, 2012 (2 ot)

SB: Bal. Ravens vs. San Francisco, 2012

SB: Seattle vs. Denver, 2013

AFC-FR: Kansas City vs. Hou. Texans, 2015

AFC-D: New England vs. Hou. Texans, 2016

Most Touchdowns, Both Teams, Game

2 SB: Bal. Ravens (1) vs. N.Y. Giants (1), 2000

PENALTIES**Most Penalties, Game**

17 AFC-FR: L.A. Raiders vs. Denver, 1993

14 AFC-FR: Oakland vs. Hou. Oilers, 1980

NFC-D: San Francisco vs. N.Y. Giants, 1981

AFC: Oakland vs. Tennessee, 2002

NFC-FR: Dallas vs. Philadelphia, 2009

13 AFC-FR: Hou. Oilers vs. Cle. Browns, 1988

AFC-D: Hou. Oilers vs. Denver, 1991

NFC-D: Arizona vs. Minnesota, 1998

NFC-D: Carolina vs. St.L. Rams, 2003 (2 ot)

Fewest Penalties, Game

0 NFC: Philadelphia vs. Green Bay, 1960

NFC-D: Detroit vs. Dallas, 1970

AFC-D: Miami vs. Oakland, 1970

SB: Miami vs. Dallas, 1971

NFC-D: Washington vs. Minnesota, 1973

SB: Pittsburgh vs. Dallas, 1975

NFC: San Francisco vs. Chi. Bears, 1988

SB: Denver vs. San Francisco, 1989

AFC-D: L.A. Raiders vs. Cincinnati, 1990

POSTSEASON RECORDS

AFC-D: Miami vs. S.D. Chargers, 1992
 SB: Atlanta vs. Denver, 1998
 AFC-FR: N.Y. Jets vs. Oakland, 2001
 NFC-FR: Carolina vs. Dallas, 2003
 NFC-D: New Orleans vs. San Francisco, 2011
 AFC-D: Bal. Ravens vs. Hou. Texans, 2011

1 By many teams

Most Penalties, Both Teams, Game

27 AFC-FR: L.A. Raiders (17) vs. Denver (10), 1993
 23 NFC-FR: Dallas (14) vs. Philadelphia (9), 2009
 22 AFC-FR: Oakland (14) vs. Hou. Oilers (8), 1980
 NFC-D: San Francisco (14) vs. N.Y. Giants (8), 1981
 AFC-FR: Hou. Oilers (13) vs. Cle. Browns (9), 1988
 NFC-D: Arizona (13) vs. Minnesota (9), 1998

Fewest Penalties, Both Teams, Game

1 AFC-D: L.A. Raiders (0) vs. Cincinnati (1), 1990
 2 NFC: Washington (1) vs. Chi. Bears (1), 1937
 NFC-D: Washington (0) vs. Minnesota (2), 1973
 SB: Pittsburgh (0) vs. Dallas (2), 1975
 NFC-FR: Carolina (0) vs. Dallas (2), 2003
 3 AFC: Miami (1) vs. Bal. Ravens (2), 1971
 NFC: San Francisco (1) vs. Dallas (2), 1971
 SB: Miami (0) vs. Dallas (3), 1971
 AFC-D: Pittsburgh (1) vs. Oakland (2), 1972
 AFC-D: Miami (1) vs. Cincinnati (2), 1973
 SB: Miami (1) vs. San Francisco (2), 1984
 NFC: San Francisco (0) vs. Chi. Bears (3), 1988
 AFC: New England (1) vs. Pittsburgh (2), 2004
 AFC: S.D. Chargers (1) vs. New England (2), 2007
 NFC-D: New Orleans (0) vs. San Francisco (3), 2011
 AFC-D: Bal. Ravens (0) vs. Hou. Texans (3), 2011

YARDS PENALIZED

Most Yards Penalized, Game

145 NFC-D: San Francisco vs. N.Y. Giants, 1981
 142 AFC-FR: Pittsburgh vs. Cincinnati, 2015
 133 SB: Dallas vs. Bal. Colts, 1970

Fewest Yards Penalized, Game

0 By many teams

Most Yards Penalized, Both Teams, Game

228 NFC-FR: Philadelphia (116) vs. Dallas (112), 2009
 227 AFC-FR: L.A. Raiders (130) vs. Denver (97), 1993
 221 AFC-FR: Pittsburgh (142) vs. Cincinnati (79), 2015

Fewest Yards Penalized, Both Teams, Game

5 AFC-D: L.A. Raiders (0) vs. Cincinnati (5), 1990
 9 NFC-D: Washington (0) vs. Minnesota (9), 1973
 11 NFC-FR: Carolina (0) vs. Dallas (11), 2003

FUMBLES

Most Fumbles, Game

8 SB: Buffalo vs. Dallas, 1992
 7 AFC-D: Hou. Oilers vs. Kansas City, 1993
 6 By 13 teams

Most Fumbles, Both Teams, Game

12 AFC: Hou. Oilers (6) vs. Pittsburgh (6), 1978
 SB: Buffalo (8) vs. Dallas (4), 1992
 10 NFC: Chi. Bears (5) vs. N.Y. Giants (5), 1934
 SB: Dallas (6) vs. Denver (4), 1977
 AFC: Jacksonville (5) vs. Tennessee (5), 1999
 9 NFC-D: San Francisco (6) vs. Detroit (3), 1957
 NFC-D: San Francisco (5) vs. Dallas (4), 1972
 NFC: Dallas (5) vs. Philadelphia (4), 1980
 NFC: Minnesota (6) vs. New Orleans (3), 2009 (OT)

Most Fumbles Lost, Game

5 SB: Buffalo vs. Dallas, 1992
 AFC-D: Miami vs. Jacksonville, 1999
 4 NFC: N.Y. Giants vs. Bal. Colts, 1958 (ot)
 AFC: Kansas City vs. Oakland, 1969
 SB: Bal. Colts vs. Dallas, 1970
 AFC: Pittsburgh vs. Oakland, 1975
 SB: Denver vs. Dallas, 1977

AFC: Hou. Oilers vs. Pittsburgh, 1978
 AFC: Miami vs. New England, 1985
 SB: New England vs. Chi. Bears, 1985
 NFC-FR: L.A. Rams vs. Washington, 1986
 NFC-FR: Minnesota vs. Dallas, 1996
 AFC-FR: Buffalo vs. Miami, 1998
 AFC: N.Y. Jets vs. Denver, 1998
 AFC: Jacksonville vs. Tennessee, 1999

3 By many teams

Fewest Fumbles, Both Teams, Game

0 NFC: Green Bay vs. Cle. Browns, 1965
 AFC-D: Hou. Oilers vs. S.D. Chargers, 1979
 NFC-D: Dallas vs. L.A. Rams, 1979
 SB: L.A. Rams vs. Pittsburgh, 1979
 AFC-D: Buffalo vs. Cincinnati, 1981
 NFC: Minnesota vs. Washington, 1987
 NFC-D: San Francisco vs. Washington, 1990
 NFC: Dallas vs. Green Bay, 1995
 AFC-D: New England vs. Pittsburgh, 1996
 SB: Green Bay vs. New England, 1996
 AFC-FR: Miami vs. Seattle, 1999
 AFC-FR: Miami vs. Indianapolis, 2000 (ot)
 AFC-D: Bal. Ravens vs. Tennessee, 2000
 SB: Pittsburgh vs. Seattle, 2005
 SB: Indianapolis vs. New Orleans, 2009
 NFC-FR: N.Y. Giants vs. Atlanta, 2011
 NFC-FR: Philadelphia vs. New Orleans, 2013
 AFC: Denver vs. New England, 2013
 SB: Seattle vs. New England, 2014
 NFC-D: Dallas vs. Green Bay, 2016
 AFC-D: New England vs. Tennessee, 2017
 AFC-FR: Hou. Texans vs. Indianapolis, 2018
 NFC-FR: Dallas vs. Seattle, 2018
 NFC-FR: Chi. Bears vs. Philadelphia, 2018
 NFC-D: Green Bay vs. Seattle, 2019
 AFC-FR: Tennessee vs. Bal. Ravens, 2020

1 In many games

RECOVERIES

Most Total Fumbles Recovered, Gam

8 SB: Dallas vs. Denver, 1977 (4 own, 4 opp)
 7 NFC: Chi. Bears vs. N.Y. Giants, 1934 (5 own, 2 opp)
 NFC-D: San Francisco vs. Detroit, 1957 (4 own, 3 opp)
 NFC-D: San Francisco vs. Dallas, 1972 (4 own, 3 opp)
 AFC: Pittsburgh vs. Hou. Oilers, 1978 (3 own, 4 opp)
 6 AFC: Hou. Oilers vs. S.D. Chargers, 1961 (4 own, 2 opp)
 AFC-D: Cle. Browns vs. Bal. Colts, 1971 (4 own, 2 opp)
 AFC-D: Cle. Browns vs. Oakland, 1980 (5 own, 1 opp)
 NFC: Philadelphia vs. Dallas, 1980 (3 own, 3 opp)
 SB: Dallas vs. Buffalo, 1992 (1 own, 5 opp)
 NFC-D: Green Bay vs. San Francisco, 1996 (4 own, 2 opp)
 AFC: Denver vs. N.Y. Jets, 1998 (2 own, 4 opp)
 AFC: Tennessee vs. Jacksonville, 1999 (2 own, 4 opp)

Most Own Fumbles Recovered, Game

5 NFC: Chi. Bears vs. N.Y. Giants, 1934
 AFC-D: Cle. Browns vs. Oakland, 1980
 4 By many teams

TOUCHDOWNS

Most Touchdowns, Game

2 SB: Dallas vs. Buffalo, 1992

POSTSEASON RECORDS**TURNOVERS**

Numbers of times losing the ball on interceptions and fumbles.

Most Turnovers, Game

- 9 NFC: Washington vs. Chi. Bears, 1940
NFC: Detroit vs. Cle. Browns, 1954
AFC: Hou. Oilers vs. Pittsburgh, 1978
SB: Buffalo vs. Dallas, 1992

- 8 NFC: N.Y. Giants vs. Chi. Bears, 1946
NFC: L.A. Rams vs. Cle. Browns, 1955
NFC: Cle. Browns vs. Detroit, 1957
SB: Denver vs. Dallas, 1977
NFC-D: Minnesota vs. Philadelphia, 1980
NFC-D: Green Bay vs. St.L. Rams, 2001

- 7 In many games

Fewest Turnovers, Game

- 0 By many teams

Most Turnovers, Both Teams, Game

- 14 AFC: Hou. Oilers (9) vs. Pittsburgh (5), 1978
- 13 NFC: Detroit (9) vs. Cle. Browns (4), 1954
AFC: Hou. Oilers (7) vs. S.D. Chargers (6), 1961
- 12 AFC: Pittsburgh (7) vs. Oakland (5), 1975

Fewest Turnovers, Both Teams, Game

- 0 SB: Buffalo vs. N.Y. Giants, 1990
AFC-FR: Kansas City vs. Pittsburgh, 1993 (ot)
NFC-FR: Detroit vs. Green Bay, 1994
AFC-FR: Denver vs. Jacksonville, 1996
SB: St.L. Rams vs. Tennessee, 1999
NFC-FR: N.Y. Giants vs. Atlanta, 2011
AFC: Denver vs. New England, 2013
NFC-FR: Seattle vs. Detroit, 2016
AFC-D: New England vs. Tennessee, 2017
NFC-D: L.A. Rams vs. Dallas, 2018
NFC-FR: Philadelphia vs. Seattle, 2019
NFC-D: Green Bay vs. Seattle, 2019
AFC: Kansas City vs. Tennessee, 2019
AFC-FR: Buffalo vs. Indianapolis, 2020
NFC-D: Green Bay vs. L.A. Rams, 2020
- 1 In many games. Most recent:
AFC-D: Buffalo (0) vs. Bal. Ravens (1), 2020

NFL ON THE INTERNET

The NFL is online to provide fans and media quick and easy access to all the latest professional football information.

NFL.COM

(<http://NFL.com>)

NFL.com, the league's year-round home page on the Internet, provides NFL information during the regular season, postseason, and offseason, including:

NEWS/STATS: Up-to-the-minute NFL news and analysis, plus game previews, injury reports, and player and team stats.

GAMEDAY COVERAGE: Live game coverage with instant highlights, play-by-play, scores, and statistics, including graphical drive charts and comprehensive scoreboard that reloads automatically with the latest information.

VIDEO HIGHLIGHTS: The site showcases instant game highlights, NFL Films video highlights of the previous week's games as well as upcoming matchups. Video also supports feature stories and team highlight clips from every game last season. In addition, exclusive NFL Network programming is featured as well as original video content.

NFL GAME PASS: NFL Game Pass is the league's premium subscription product that brings fans in the U.S. *replays of every game* of the season, live out-of-market *preseason games*, and live gameday *audio*.

Fans can either watch the full broadcast replays of games, commercial free in HD, or replay a game in 45 minutes with *condensed games*.

Exclusive 'All-22' and 'High Endzone' angle footage is available in *coaches film*.

The product also includes access to archives of games from 2009-20 and previous seasons of NFL Films shows such as *Hard Knocks* and *A Football Life*.

Fans can access NFL Game Pass on the web at nfl.com/gamepass, and on smartphones, tablets, and select consoles and streaming devices through the NFL App. The full season of NFL Game Pass costs \$99.

NFL MOBILE PRODUCTS: A suite of mobile apps including NFL Mobile (NFL.com/Apps) that delivers live *Thursday Night Football*, *Sunday Night Football*, *Monday Night Football* and NFL RedZone to fans on the go.

FANTASY: Top-of-the-line fantasy football experience guided by the best experts in the business. Join a pre-existing league or create one of your own and manage your teams in the easiest way imaginable with the NFL Fantasy App.

NFL.COM/ESPANOL POWERED BY UNIVISION

(<http://NFL.com/Espanol>)

The official Spanish-language site of the NFL provides in depth information on teams and players, and offers highlights of every NFL game in Spanish. The site includes Hispanic player diaries, live radio broadcasts, up-to-date stats, fantasy football, and more.

PLAYSMARTPLAYSAFE.COM

(<http://www.PlaySmartPlaySafe.com>)

This is the official website for the NFL's commitment to advancing progress in the diagnosis, prevention and treatment of sports-related injuries. As part of the NFL's ongoing health and safety efforts, in September 2016, Commissioner Goodell launched *Play Smart. Play Safe.*—a league-wide health and safety initiative. At the heart of the initiative is a pledge of \$100 million in support for independent medical research and engineering advancements and a commitment to look at anything and everything to protect our players and make our game safer, including enhancements to medical protocols and improvements to how our game is taught and played. The website features health and safety news, information and resources for parents, coaches and players.

NFLFLAG.COM

(<http://NFLflag.com>)

NFLFLAG.com focuses on the NFL FLAG Program. Boys and girls ages 5-17 nationwide have the opportunity to display their skills in a non-contact environment by playing in five-on-five flag football games. This website is a resource for league and youth organizers, coaches and parents who want to start of find a local NFL FLAG league in their area as well as promote a positive experience for their youth participants.

USAFOOTBALL.COM

(<http://usafootball.com>)

USA Football designs and delivers premier educational, developmental and competitive programs to advance and grow the sport. As the sport's national governing body, member of the U.S. Olympic Committee and organizer of the U.S. National Team for international competition, USA Football partners with leaders in medicine, child advocacy and athletics to support positive football experiences for youth, high school and other amateur players. An independent, non-profit organization based in Indianapolis, USA Football was endowed by the NFL and NFLPA in 2002.

NFL.COM/COMMUNITY

(<http://www.NFL.com/community>)

This site is dedicated to the National Football League's off-the-field initiatives. It provides helpful information relating to the NFL's primary campaigns: Addressing social injustice and barriers to opportunity via the Inspire Change campaign; promoting youth health and wellness through NFLPLAY 60; continuing the fight against cancer through Crucial Catch: Intercept Cancer; and recognizing and honoring U.S. servicemembers, Veterans, and their families through Salute to Service.

The NFL takes pride in recognizing the philanthropic efforts of its players through campaigns like My Cause, My Cleats, as well as honoring players, coaches and staff through the annual presentations of the Walter Payton NFL Man of the Year, Salute to Service, and Don Shula High School Coach of the Year awards.

The site also includes information on the league's work on cultural issues, including domestic violence and sexual assault awareness and prevention; DUI education; and diversity and inclusion.

NFL ON THE INTERNET

PLAYFOOTBALL.COM (<http://www.PlayFootball.com>)

PlayFootball.com, the official site of NFL Youth and High School Football, encourages participation and celebrates the efforts of youth and high school players and coaches. The site serves as a hub for the youth and high school football community and features football stories shared by participants as well as best practices and resources aimed to create a positive playing experience. Join the conversation on social media by using #LetsPlayFootball and following @NFLPlayFootball on Twitter and Instagram.

PROFOOTBALLHOF.COM (<http://profootballhof.com>)

Profootballhof.com is the official site of the Pro Football Hall of Fame in Canton, Ohio. In addition to a complete visitor's guide to the Hall, the site features bios, stories and Q & A's with Hall of Fame inductees, a detailed archive of football history, and information on appearances by members of the Hall.

OFFICIAL NFL TEAM SITES

In addition to a dedicated area on NFL.com, all 32 teams have their own Websites, which have separate URLs, and are linked from NFL.com.

Arizona Cardinals	www.azcardinals.com
Atlanta Falcons	www.atlantafalcons.com
Baltimore Ravens	www.baltimoreravens.com
Buffalo Bills	www.buffalobills.com
Carolina Panthers	www.panthers.com
Chicago Bears	www.chicagobears.com
Cincinnati Bengals	www.bengals.com
Cleveland Browns	www.clevelandbrowns.com
Dallas Cowboys	www.dallascowboys.com
Denver Broncos	www.denverbroncos.com
Detroit Lions	www.detroitlions.com
Green Bay Packers	www.packers.com
Houston Texans	www.houstontexans.com
Indianapolis Colts	www.colts.com
Jacksonville Jaguars	www.jaguars.com
Kansas City Chiefs	www.kcchiefs.com
Las Vegas Raiders	www.raiders.com
Los Angeles Chargers	www.chargers.com
Los Angeles Rams	www.therams.com
Miami Dolphins	www.miamidolphins.com
Minnesota Vikings	www.vikings.com
New England Patriots	www.patriots.com
New Orleans Saints	www.neworleanssaints.com
New York Giants	www.giants.com
New York Jets	www.newyorkjets.com
Philadelphia Eagles	www.philadelphiaeagles.com
Pittsburgh Steelers	www.steelers.com
San Francisco 49ers	www.49ers.com
Seattle Seahawks	www.seahawks.com
Tampa Bay Buccaneers	www.buccaneers.com
Tennessee Titans	www.tennesseetitans.com
Washington Football Team	www.washingtonfootball.com

NFL NETWORK

NFL Network provides fans with a network to call their own.

Seven days a week, 24 hours a day, 365 days a year, fans turn to NFL Network to receive information and insight straight from the field, team headquarters, league offices and everywhere the NFL is making news.

NFL Network gives fans unprecedented year-round inside access to all NFL events, including the Super Bowl, Playoffs, regular season, preseason, Pro Bowl, Pro Football Hall of Fame induction weekend, NFL Draft, NFL Scouting Combine, Senior Bowl, league meetings, minicamps and training camps.

The 2021 NFL season marks the fourth year of the partnership between the NFL and FOX to broadcast Thursday Night Football games. FOX will broadcast 11 games between Weeks 5-16 that will also simulcast on NFL Network and Amazon Prime Video, and be available in Spanish on FOX Deportes. Additionally, NFL Network will exclusively televise eight games in 2021, with FOX producing the full slate of 19 games.

In addition, NFL Network is the only place on television for fans to view NFL games outside their initial live airings. From original broadcast versions of past Super Bowls, in-week replays of current games, original network telecasts of classic NFL regular season and postseason games, to every preseason game — NFL Network is truly the year-round destination for football fans.

Live streaming of NFL Network is available across multiple devices (smartphone, PC, tablet and connected TVs) through the NFL app or NFL.com/watch for subscribers of participating NFL Network providers.

KEY PROGRAMMING

LIVE PRIMETIME GAMES

The 2021 NFL season marks the fourth year of the partnership between the NFL and FOX to broadcast Thursday Night Football games. FOX will broadcast 11 games between Weeks 5-16 that will also simulcast on NFL Network and Amazon Prime Video, and be available in Spanish on FOX Deportes. Additionally, NFL Network will exclusively televise eight games in 2021, with FOX producing the full slate of 19 games.

NFL TOTAL ACCESS

NFL Network's signature show is the football show of record. NFL Total Access is uniquely structured to see the game through the participants' eyes, airing at 7:00 PM ET Monday through Friday. Covering all 32 teams, the Emmy-nominated show features interviews with players, coaches and other key league personnel, hosted by MJ Acosta-Ruiz

GOOD MORNING FOOTBALL

Live from New York City, the Emmy-nominated Good Morning Football airs Monday-Friday at 7:00 AM ET. Hosts Kay Adams, Nate Burleson, Peter Schrager, Kyle Brandt and Will Selva set the football conversation for the day.

NFL GAMEDAY MORNING

NFL GameDay Morning is the most comprehensive pregame show on the air Sundays, beginning at 9:00 AM ET from NFL Network studios in Los Angeles. Airing during the regular season and playoffs, NFL GameDay Morning provides fans with the news and notes, as well as live reports from around the league, hosted by Rich Eisen, Kurt Warner, Michael Irvin, Steve Mariucci, Ian Rapoport and Cynthia Frelund.

NFL GAMEDAY LIVE

NFL GameDay Live is the only show that delivers in-progress highlights of all of the 1:00 and 4:00 PM ET games every Sunday, as well as live fantasy updates and reports, live press conferences and 1-on-1 interviews, and live reports from game sites.

NFL GAMEDAY HIGHLIGHTS

Following the late afternoon games, NFL GameDay Highlights analyzes the events of the day with highlights from all completed games, expert commentary, on-field interviews and postgame press conferences.

NFL GAMEDAY FINAL

After each Sunday's final game, NFL GameDay Final puts a definitive stamp on the day's action.

NFL NOW

Join hosts Andrew Siciliano and Patrick Claybon every Monday-Friday for the latest news from around the league on NFL Now. NFL Network reporters go behind the scenes providing live reports and late-breaking NFL news on the two-hour daily program.

NFL FANTASY LIVE

Get the latest fantasy advice and insight to help you dominate your fantasy league with NFL Fantasy Live every Monday-Friday.

THE TOP 100: PLAYERS OF 2021

The Top 100 is the annual series which sparks wide debate each off-season on NFL Network. Current players vote for their peers to compile a list of the top 100 playmakers today, counting down from 100 to 1 with 10 players featured in each episode.

AMERICA'S GAME & COACHES SHOW

The Emmy Award-winning original series America's Game continues its profiles of Super Bowl champions with the 2020 Tampa Bay Buccaneers. Additionally, the annual series featuring the coaching staff of the Super Bowl champions returns prior to the start of the 2021 NFL season.

PRESEASON GAMES

NFL Network is the only place on television where fans can view all NFL preseason games in high-definition, including live, out-of-market preseason games.



NETWORK

OFFICIALS**2021 NFL ROSTER OF OFFICIALS**

Walt Anderson, Senior Vice President of Officiating Training & Development

Perry Fewell, Senior Vice President of Officiating Administration

Alberto Riveron, Senior Vice President of Officiating

No.	Name	Position	College	No.	Name	Position	College
122	Allen, Brad	Referee	Pembroke State	10	Mapp, Julian	Line Judge	Grambling State
20	Anderson, Barry	Umpire	North Carolina State	19	Martin, Clay	Referee	Oklahoma Baptist
72	Banks, Michael	Field Judge	Illinois State	39	Martinez, Rich	Back Judge	Canisius
56	Baynes, Allen	Field Judge	Auburn	8	McKenzie, Dana	Down Judge	Toledo
59	Baynes, Rusty	Line Judge	Auburn-Montgomery	48	Mello, Jim	Down Judge	Northeastern
27	Bell, Grantis	Back Judge	West Virginia	118	Meslow, Dave	Field Judge	Augsburg
32	Bergman, Jeff	Line Judge	Robert Morris	78	Meyer, Greg	Back Judge	TCU
91	Bergman, Jerry	Down Judge	Robert Morris	115	Michalek, Tony	Umpire	Indiana
33	Blake, Tra	Side Judge	Central Florida	111	Miles, Terrence	Back Judge	Arizona State
34	Blakeman, Clete	Referee	Nebraska	120	Monroe, Jonah	Side Judge	Arkansas
57	Blubaugh, Joe	Field Judge	Pittsburg State	92	Neale, Bryan	Umpire	Indiana
123	Boger, Jerome	Referee	Morehouse	1	Novak, Scott	Referee	Phoenix
40	Bolinger, Brian	Line Judge	Indiana State	24	Oliver, David	Down Judge	Baker
74	Bowers, Derick	Down Judge	East Central	124	Paganelli, Carl	Umpire	Michigan State
98	Bradley, Greg	Line Judge	Tennessee	105	Paganelli, Dino	Back Judge	Aquinas
43	Brown, Terry	Field Judge	Tennessee	46	Paganelli, Perry	Back Judge	Hope College
11	Bryan, Fred	Umpire	Northern Iowa	17	Patrick, Steve	Back Judge	Jacksonville State
86	Buchanan, Jimmy	Side Judge	South Carolina State	15	Patterson, Rick	Side Judge	Wofford
134	Camp, Ed	Down Judge	William Paterson	79	Payne, Kent	Down Judge	Nebraska Wesleyan
63	Carr, Mike	Down Judge	Wisconsin	131	Pellis, Mark	Umpire	Allegheny
60	Cavaletto, Gary	Side Judge	Hancock	114	Pender, Dominique	Side Judge	Howard
100	Chaka, Maia	Line Judge	Norfolk	9	Perlman, Mark	Line Judge	Salem
41	Cheek, Boris	Side Judge	Morgan State	6	Phillips, Jerod	Down Judge	Northeastern State
51	Cheffers, Carl	Referee	California-Irvine	47	Podraza, Tim	Line Judge	Nebraska
130	Clark, Land	Referee	Sevier Valley Tech	109	Prioleau, Dyrrol	Field Judge	Johnson C. Smith
16	Cody, Kevin	Down Judge	Western New England	30	Prukop, Todd	Back Judge	Cal State-Fullerton
65	Coleman IV, Walt	Line Judge	Southern Methodist	5	Quirk, Jim	Side Judge	Middlebury
95	Coleman, James	Side Judge	Arkansas	18	Reynard, Clay	Side Judge	UC Davis
99	Corrente, Tony	Referee	Cal State-Fullerton	31	Robinson, Mearl	Field Judge	Air Force
25	Dickson, Ryan	Field Judge	Utah	126	Rogers, Brad	Referee	Lubbock Christian
123	Dolce, Mike	Line Judge	Grand Valley State	82	Russell, Jimmy	Side Judge	Pasco Hermando State
70	Eaton, Tom	Line Judge	Central Florida	50	Santi, Aaron	Field Judge	Southern Oregon
76	Eck, Alan	Umpire	Bloomsburg	45	Seeman, Jeff	Line Judge	Minnesota
96	Edwards, Matt	Back Judge	Western Michigan	104	Shaw, Dale	Side Judge	Allegheny
3	Edwards, Scott	Side Judge	Alabama	113	Short, Danny	Down Judge	UNC-Charlotte
81	Ellison, Roy	Umpire	Savannah State	110	Slaughter, Tab	Umpire	Arkansas State
61	Ferguson, Keith	Back Judge	San Jose State	14	Smith, Shawn	Referee	Ferris State
64	Ferrell, Dan	Umpire	Cal State-Fullerton	12	Steed, Greg	Back Judge	Howard
90	Flemming, Anthony	Side Judge	Texas A&M Commerce	84	Steinkerchner, Mark	Line Judge	Akron
88	Freeman, Brad	Back Judge	Mississippi State	68	Stephan, Tom	Down Judge	Pittsburg State
85	Gallagher, Daniel	Line Judge	Kent State	112	Steratore, Tony	Back Judge	California (Pa.)
80	Gautreaux, Greg	Side Judge	Southwest Louisiana	75	Stewart, Mark	Line Judge	Pittsburg State
128	George, Ramon	Umpire	Lenoir-Rhyne	102	Stritesky, Bruce	Umpire	Embry Riddle
103	Hall, Eugene	Side Judge	North Texas	37	Sutter, Tripp	Line Judge	Nebraska
49	Hall, Rich	Umpire	Arizona	53	Thomas, Sarah	Down Judge	Mobile
107	Hawkshaw, Dave	Side Judge	Justice Institute of B.C.	62	Torbert, Ronald	Referee	Michigan State
93	Helverson, Scott	Back Judge	Iowa	13	Turner, Patrick	Down Judge	Cal State-Long Beach
125	Hill, Chad	Side Judge	Mississippi	52	Vinovich, Bill	Referee	San Diego
97	Hill, Tom	Field Judge	Carson Newman	26	Walker, Jabir	Side Judge	Murray State
29	Hill, Tracy	Referee	Buffalo	7	Washington, Keith	Side Judge	Virginia Military Institute
28	Hittner, Mark	Down Judge	Pittsburg State	116	Weatherford, Mike	Field Judge	Oklahoma State
83	Hochuli, Shawn	Referee	Claremont	58	Willard, Don	Side Judge	Illinois State
106	Holt, Patrick	Down Judge	North Carolina State	119	Wilson, Greg	Back Judge	Southern California
35	Hussey, John	Referee	Idaho State	54	Woods, Steve	Umpire	Wabash
36	Jeffries, Anthony	Field Judge	Alabama-Birmingham	4	Wrolstad, Craig	Referee	Washington
117	Jenkins, John	Field Judge	St. Mary's	38	Yette, Greg	Back Judge	Howard
101	Johnson, Carl	Line Judge	Nicholls State	22	Zimmer, Steve	Field Judge	Hofstra
42	Jones, Nate	Field Judge	Rutgers				
67	Josselyn, Tony	Back Judge	Eastern Kentucky				
55	Kemp, Alex	Referee	Central Michigan				
77	Killens, Terry	Umpire	Penn State				
121	King, Paul	Umpire	Nichols College				
21	Lamberth, Jeff	Side Judge	Texas A&M				
73	Larrew, Joe	Side Judge	St. Louis				
44	LeBlanc, Frank	Down Judge	Lamar Institute of Technology				

Roster as of May 2021

OFFICIALS

2021 OFFICIALS AT A GLANCE

REFEREES

Brad Allen, No. 122, Pembroke State, non-profit CEO, eighth year
Clete Blakeman, No. 34, Nebraska, attorney, 14th year
Jerome Boger, No. 123, Morehouse, retired commercial insurance underwriter, 18th year
Carl Cheffers, No. 51, California-Irvine, sales manager, 22nd year
Land Clark, No. 130, Sevier Valley Tech, chief building official, fourth year
Tony Corrente, No. 99, Cal State-Fullerton, retired educator/coach, 27th year
Tracy (Adrian) Hill, No. 29, Buffalo, aerospace software engineer, 12th year
Shawn Hochuli, No. 83, Claremont, financial advisor, eighth year
John Hussey, No. 35, Idaho State, sales representative, 20th year
Alex Kemp, No. 55, Central Michigan, insurance agent, eighth year
Clay Martin, No. 19, Oklahoma Baptist, high school administrator, seventh year
Scott Novak, No. 1, Phoenix, sales manager, eighth year
Brad Rogers, No. 126, Lubbock Christian, college professor, fifth year
Shawn Smith, No. 14, Ferris State, finance, seventh year
Ronald Torbert, No. 62, Michigan State, attorney, 12th year
Bill Vinovich, No. 52, San Diego, certified public accountant, 16th year
Craig Wroldstad, No. 4, Washington, athletic director, 19th year

UMPIRES

Barry Anderson, No. 20, North Carolina State, builder/developer, 15th year
Fred Bryan, No. 11, Northern Iowa, juvenile correctional facility superintendent, 13th year
Alan Eck, No. 76, Bloomsburg, tax manager, sixth year
Roy Ellison, No. 81, Savannah State, IT engineer, 19th year
Dan Ferrell, No. 64, Cal State-Fullerton, retired logistics and supply chain executive, 19th year
Ramon George, No. 128, Lenoir-Rhyne, financial underwriter, sixth year
Rich Hall, No. 49, Arizona, custom cabinetry, 18th year
Terry Killens, No. 77, Penn State, campus security specialist, third year
Paul King, No. 121, Nichols College, school teacher, 13th year
Tony Michalek, No. 115, Indiana, CEO, 20th year
Bryan Neale, No. 92, Indiana, sales consultant, eighth year
Carl Paganelli, No. 124, Michigan State, retired federal probation officer, 23rd year
Mark Pellis, No. 131, Allegheny, financial advisor, eighth year
Tab Slaughter, No. 110, Arkansas State, COO, second year
Bruce Stritesky, No. 102, Embry Riddle, airline pilot, 16th year
Steve Woods, No. 54, Wabash, financial advisor, fifth year

DOWN JUDGES

Jerry Bergman, No. 91, Robert Morris, sales executive, 20th year
Derick Bowers, No. 74, East Central, sales representative, 19th year
Ed Camp, No. 134, William Paterson, physical education teacher, 21st year
Mike Carr, No. 63, Wisconsin, athletic director, fifth year
Kevin Cody, No. 16, Western New England, teacher, seventh year
Mark Hittner, No. 28, Pittsburg State, investment broker, 25th year
Patrick Holt, No. 106, North Carolina State, IT manager, third year
Frank LeBlanc, No. 44, Lamar Institute of Technology, neighborhood services manager, second year
Dana McKenzie, No. 8, Toledo, claims adjuster, 14th year
Jim Mello, No. 48, Northeastern, facilities manager, 18th year
David Oliver, No. 24, Baker, information systems manager, fifth year
Kent Payne, No. 79, Nebraska Wesleyan, agribusinessman, 18th year

Jerod Phillips, No. 6, Northeastern State, elementary school teacher, sixth year
Danny Short, No. 113, UNC-Charlotte, global sales operations, fifth year
Tom Stephan, No. 68, Pittsburg State, retired business broker, 23rd year
Sarah Thomas, No. 53, Mobile, sales representative, seventh year
Patrick Turner, No. 13, Cal State-Long Beach, plant manager, eighth year

LINE JUDGES

Rusty Baynes, No. 59, Auburn-Montgomery, safety services general manager, 12th year
Jeff Bergman, No. 32, Robert Morris, medical services president and CEO, 29th year
Brian Bolinger, No. 40, Indiana State, corporate safety director, fifth year
Greg Bradley, No. 98, Tennessee, chemical engineer, 13th year
Maia Chaka, No. 100, Norfolk, physical education and health teacher, first year
Walt Coleman IV, No. 65, Southern Methodist, portfolio manager, seventh year
Mike Dolce, No. 123, Grand Valley State, wealth management advisor, second year
Tom Eaton, No. 70, Central Florida, fiscal manager, second year
Daniel Gallagher, No. 85, Kent State, athletic programs manager, second year
Carl Johnson, No. 101, Nicholls State, retired sales manager, 18th year
Julian Mapp, No. 10, Grambling State, software quality assurance tester, 13th year
Mark Perlman, No. 9, Salem, teacher, 21st year
Tim Podraza, No. 47, Nebraska, business performance consultant, 14th year
Jeff Seeman, No. 45, Minnesota, brokerage sales, 20th year
Mark Steinkerchner, No. 84, Akron, vice president, 28th year
Mark Stewart, No. 75, Pittsburg State, rancher, fourth year
Tripp Sutter, No. 37, Nebraska, bio pharmaceutical rep, third year

FIELD JUDGES

Michael Banks, No. 72, Illinois State, carpenter foreman, 20th year
Allen Baynes, No. 56, Auburn, realtor, 14th year
Joe Blubaugh, No. 57, Pittsburg State, regional sales manager, second year
Terry Brown, No. 43, Tennessee, court director, 16th year
Ryan Dickson, No. 25, Utah, commercial real estate developer, fifth year
Tom Hill, No. 97, Carson Newman, retired teacher/coach, 23rd year
Anthony Jeffries, No. 36, Alabama-Birmingham, medical sales, fourth year
John Jenkins, No. 117, St. Mary's, sales executive, eighth year
Nate Jones, No. 42, Rutgers, firefighter/EMT, third year
Dave Meslow, No. 118, Augsburg, sales executive, 11th year
Dyrol Prioleau, No. 109, Johnson C. Smith, law firm manager, 15th year
Mearl Robinson, No. 31, Air Force, retired U.S. Air Force instructor, fifth year
Aaron Santi, No. 50, Southern Oregon, principal, seventh year
Mike Weatherford, No. 116, Oklahoma State, oil and gas business, 20th year
Steve Zimmer, No. 22, Hofstra, attorney, 25th year

OFFICIALS**SIDE JUDGES**

Tra Blake, No. 33, Central Florida, software quality assurance manager, second year

Jimmy Buchanan, No. 86, South Carolina State, food service director, 13th year

Gary Cavaletto, No. 60, Hancock, general manager, agricultural operations, 19th year

Boris Cheek, No. 41, Morgan State, retired, 26th year

James Coleman, No. 95, Arkansas, electrical engineer, 17th year

Scott Edwards, No. 3, Alabama, environmental engineer, 23rd year

Anthony Flemming, No. 90, Texas A&M Commerce, senior auditor, second year

Greg Gautreaux, No. 80, Southwest Louisiana, accounting, 19th year

Eugene Hall, No. 103, North Texas, federal agent, eighth year

Dave Hawkshaw, No. 107, Justice Institute of B.C., firefighter, third year

Chad Hill, No. 125, Mississippi, medical sales, fourth year

Jeff Lamberth, No. 21, Texas A&M, attorney, 20th year

Joe Larrew, No. 73, St. Louis, attorney, 19th year

Jonah Monroe, No. 120, Arkansas, engineer, seventh year

Rick Patterson, No. 15, Wofford, banker, 26th year

Dominique Pender, No. 114, Howard, finance/banking - trade support, second year

Jim Quirk, No. 5, Middlebury, financial advisor, 12th year

Clay Reynard, No. 18, UC Davis, customer service rep, second year

Jimmy Russell, No. 82, Pasco Hernando State, insurance agent, third year

Dale Shaw, No. 104, Allegheny, pharmaceutical sales rep, ninth year

Jabir Walker, No. 26, Murray State, middle school teacher, seventh year

Keith Washington, No. 7, Virginia Military Institute, program financial analyst, 14th year

Don Willard, No. 58, Illinois State, physical therapist, fourth year

BACK JUDGES

Grantis Bell, No. 27, West Virginia, school counselor, second year

Matt Edwards, No. 96, Western Michigan, healthcare sales, fourth year

Keith Ferguson, No. 61, San Jose State, sales, 22nd year

Brad Freeman, No. 88, Mississippi State, sports park director, eighth year

Scott Helverson, No. 93, Iowa, printing and promotions sales rep, 19th year

Tony Josselyn, No. 67, Eastern Kentucky, probation officer, fourth year

Rich Martinez, No. 39, Canisius, sales manager, eighth year

Greg Meyer, No. 78, TCU, banker, 20th year

Terrence Miles, No. 111, Arizona State, quality control manager, 14th year

Dino Paganelli, No. 105, Aquinas, educator, 16th year

Perry Paganelli, No. 46, Hope College, retired high school administrator, 24th year

Steve Patrick, No. 17, Jacksonville State, supply company owner, eighth year

Todd Prukop, No. 30, Cal State-Fullerton, medical sales rep, 13th year

Greg Steed, No. 12, Howard, computer systems analyst, 19th year

Tony Steratore, No. 112, California (Pa.), supply company co-owner, 21st year

Greg Wilson, No. 119, Southern California, retired police officer, 14th year

Greg Yette, No. 38, Howard, defense contractor, 12th year

REPLAY OFFICIALS

Roddy Ames, Colby College, attorney, third year

Kevin Brown, Purdue, retired air traffic controller, second year

Mark Butterworth, Walsh, non-profit COO, fifth year

Tyler Cerimeli, Arizona State, high school officials coordinator, second year

Mike Chase, Arizona State, senior portfolio manager, fifth year

Saleem Choudhry, Baldwin-Wallace, museum executive, third year

Andrew Lambert, Central Virginia Community College, business development, second year

Carl Madsen, Washington St. Louis, office furniture rep, 12th year

Brian Matoren, Florida, writer/producer, fourth year

John McGrath, Kentucky, retired NFL official, fifth year

Jamie Nicholson, Ferris State, teacher, second year

Jimmy Oldham, Arkansas State, financial advisor, fifth year

Ross Smith, LSU, retired, second year

Kevin Stine, Alabama-Birmingham, regional sales manager, second year

Matthew Sumstine, Phoenix, real estate, third year

Paul Weidner, Cincinnati, retired NFL official, 12th year

Mike Wimmer, NYU, producer, ninth year

REPLAY ASSISTANTS

Desiree Abrams, Florida A&M, program manager, second year

Chad Adams, Cincinnati, operations, fourth year

Gavin Anderson, Green River, police officer, third year

Mark Bitar, Seton Hall, teacher, second year

Sebrina Brunson, Florida Atlantic, case specialist, second year

Randy Campbell, Kansas State, oil and gas, second year

Denise Crudup, Wilmington, accounts payable analyst, second year

Gerald Frye, Gannon, veterinarian, second year

Larry Hanson, California-San Diego, health and safety, second year

Larry Hill Jr., Hampton, judge, second year

Bob Hubbell, Texas A&M, steel sales, second year

Yvonda Lewis, Prairie View A&M, system administrator, third year

Durwood Manley, Lubbock Christian, sales territory manager, third year

Kirt Shay, Xavier, teacher, third year

Willie Vizoso, Miami Dade College, IT consultant, fourth year

Joe Wollan, St. Thomas, recruiting, second year

Artenzia Young-Seigler, Paul Quinn College, college professor, second year

Roster as of May 2021

OFFICIALS**2021 NFL OFFICIALS NUMERICAL ROSTER**

No.	Name	Position	College	No.	Name	Position	College
1	Scott Novak	Referee	Phoenix	73	Joe Larrew	Side Judge	St. Louis
3	Scott Edwards	Side Judge	Alabama	74	Derick Bowers	Down Judge	East Central
4	Craig Wrolstad	Referee	Washington	75	Mark Stewart	Line Judge	Pittsburg State
5	Jim Quirk	Side Judge	Middlebury	76	Alan Eck	Umpire	Bloomsburg
6	Jerod Phillips	Down Judge	Northeastern State	77	Terry Killens	Umpire	Penn State
7	Keith Washington	Side Judge	Virginia Military Institute	78	Greg Meyer	Back Judge	TCU
8	Dana McKenzie	Down Judge	Toledo	79	Kent Payne	Down Judge	Nebraska Wesleyan
9	Mark Perlman	Line Judge	Salem	80	Greg Gautreaux	Side Judge	Southwest Louisiana
10	Julian Mapp	Line Judge	Grambling State	81	Roy Ellison	Umpire	Savannah State
11	Fred Bryan	Umpire	Northern Iowa	82	Jimmy Russell	Side Judge	Pasco Hernando State
12	Greg Steed	Back Judge	Howard	83	Shawn Hochuli	Referee	Claremont
13	Patrick Turner	Down Judge	Cal State-Long Beach	84	Mark Steinkerchner	Line Judge	Akron
14	Shawn Smith	Referee	Ferris State	85	Daniel Gallagher	Line Judge	Kent State
15	Rick Patterson	Side Judge	Wofford	86	Jimmy Buchanan	Side Judge	South Carolina State
16	Kevin Cody	Down Judge	Western New England	88	Brad Freeman	Back Judge	Mississippi State
17	Steve Patrick	Back Judge	Jacksonville State	90	Anthony Flemming	Side Judge	Texas A&M Commerce
18	Clay Reynard	Side Judge	UC Davis	91	Jerry Bergman	Down Judge	Robert Morris
19	Clay Martin	Referee	Oklahoma Baptist	92	Bryan Neale	Umpire	Indiana
20	Barry Anderson	Umpire	North Carolina State	93	Scott Helverson	Back Judge	Iowa
21	Jeff Lamberth	Side Judge	Texas A&M	95	James Coleman	Side Judge	Arkansas
22	Steve Zimmer	Field Judge	Hofstra	96	Matt Edwards	Back Judge	Western Michigan
24	David Oliver	Down Judge	Baker	97	Tom Hill	Field Judge	Carson Newman
25	Ryan Dickson	Field Judge	Utah	98	Greg Bradley	Line Judge	Tennessee
26	Jabir Walker	Side Judge	Murray State	99	Tony Corrente	Referee	Cal State-Fullerton
27	Grantis Bell	Back Judge	West Virginia	100	Maia Chaka	Line Judge	Norfolk
28	Mark Hittner	Down Judge	Pittsburg State	101	Carl Johnson	Line Judge	Nicholls State
29	Tracy Hill	Referee	Buffalo	102	Bruce Stritesky	Umpire	Embry Riddle
30	Todd Prukop	Back Judge	Cal State-Fullerton	103	Eugene Hall	Side Judge	North Texas
31	Mearl Robinson	Field Judge	Air Force	104	Dale Shaw	Side Judge	Allegheny
32	Jeff Bergman	Line Judge	Robert Morris	105	Dino Paganelli	Back Judge	Aquinas
33	Tra Blake	Side Judge	Central Florida	106	Patrick Holt	Down Judge	North Carolina State
34	Clete Blakeman	Referee	Nebraska	107	Dave Hawkshaw	Side Judge	Justice Institute of B.C.
35	John Hussey	Referee	Idaho State	109	Dyrol Prioleau	Field Judge	Johnson C. Smith
36	Anthony Jeffries	Field Judge	Alabama-Birmingham	110	Tab Slaughter	Umpire	Arkansas State
37	Tripp Sutter	Line Judge	Nebraska	111	Terrence Miles	Back Judge	Arizona State
38	Greg Yette	Back Judge	Howard	112	Tony Steratore	Back Judge	California (Pa.)
39	Rich Martinez	Back Judge	Canisius	113	Danny Short	Down Judge	UNC-Charlotte
40	Brian Bolinger	Line Judge	Indiana State	114	Dominique Pender	Side Judge	Howard
41	Boris Cheek	Side Judge	Morgan State	115	Tony Michalek	Umpire	Indiana
42	Nate Jones	Field Judge	Rutgers	116	Mike Weatherford	Field Judge	Oklahoma State
43	Terry Brown	Field Judge	Tennessee	117	John Jenkins	Field Judge	St. Mary's
44	Frank LeBlanc	Down Judge	Lamar Institute of Technology	118	Dave Meslow	Field Judge	Augsburg
45	Jeff Seeman	Line Judge	Minnesota	119	Greg Wilson	Back Judge	Southern California
46	Perry Paganelli	Back Judge	Hope College	120	Jonah Monroe	Side Judge	Arkansas
47	Tim Podraza	Line Judge	Nebraska	121	Paul King	Umpire	Nichols College
48	Jim Mello	Down Judge	Northeastern	122	Brad Allen	Referee	Pembroke State
49	Rich Hall	Umpire	Arizona	123	Jerome Boger	Referee	Morehouse
50	Aaron Santi	Field Judge	Southern Oregon	123	Mike Dolce	Line Judge	Grand Valley State
51	Carl Cheffers	Referee	California-Irvine	124	Carl Paganelli	Umpire	Michigan State
52	Bill Vinovich	Referee	San Diego	125	Chad Hill	Side Judge	Mississippi
53	Sarah Thomas	Down Judge	Mobile	126	Brad Rogers	Referee	Lubbock Christian
54	Steve Woods	Umpire	Wabash	128	Ramon George	Umpire	Lenoir-Rhyne
55	Alex Kemp	Referee	Central Michigan	130	Land Clark	Referee	Sevier Valley Tech
56	Allen Baynes	Field Judge	Auburn	131	Mark Pellis	Umpire	Allegheny
57	Joe Blubaugh	Field Judge	Pittsburg State	134	Ed Camp	Down Judge	William Paterson
58	Don Willard	Side Judge	Illinois State				
59	Rusty Baynes	Line Judge	Auburn-Montgomery				
60	Gary Cavaletto	Side Judge	Hancock				
61	Keith Ferguson	Back Judge	San Jose State				
62	Ronald Torbert	Referee	Michigan State				
63	Mike Carr	Down Judge	Wisconsin				
64	Dan Ferrell	Umpire	Cal State-Fullerton				
65	Walt Coleman IV	Line Judge	Southern Methodist				
67	Tony Josselyn	Back Judge	Eastern Kentucky				
68	Tom Stephan	Down Judge	Pittsburg State				
70	Tom Eaton	Line Judge	Central Florida				
72	Michael Banks	Field Judge	Illinois State				

Roster as of May 2021



2021 Record & Fact Supplemental Section

Super Bowl MVPs	s-1
Super Bowl Results	s-2
Super Bowl Summaries.....	s-3
Pro Bowl Summaries.....	s-22
Pro Bowl Records	s-38
Interconference Games.....	s-46
Overtime Games.....	s-51
Postseason Overtime Games	s-76
Overtime Team Won-Loss Records	s-78
Overtime Individual Records	s-80
Top Rushing Performances, 2020	s-81
Top Passing Performances, 2020.....	s-82
Top Receiving Performances, 2020.....	s-84
Top Sack Performances, 2020	s-86
Chicago All-Star Game	s-87
Playoff Bowl	s-87
Monday Night Games	s-88
Monday Night Won-Loss Records	s-94
Sunday Night Games.....	s-96
Sunday Night Won-Loss Records	s-100
Thursday-Saturday Night Games	s-102
Official Signals.....	s-106
75th Anniversary All-Time NFL Team	s-110
All-Time NFL Teams by Decade	s-112
All-Time AFL Team	s-115
All-Time NFL Team	s-115
Digest of Rules	s-116
PFWA section	s-127

SUPER BOWL SUMMARIES/MVP

SUPER BOWL COMPOSITE STANDINGS

	W	L	Pct.	Pts.	OP
Baltimore Ravens	2	0	1.000	68	38
Tampa Bay Buccaneers	2	0	1.000	79	30
New Orleans Saints	1	0	1.000	31	17
New York Jets	1	0	1.000	16	7
Green Bay Packers	4	1	.800	158	101
New York Giants	4	1	.800	104	104
Pittsburgh Steelers	6	2	.750	193	164
San Francisco 49ers	5	2	.714	239	154
Dallas Cowboys	5	3	.625	221	132
Las Vegas/Oakland/Los Angeles Raiders	3	2	.600	132	114
Washington Football Team	3	2	.600	122	103
New England Patriots	6	5	.545	246	282
Indianapolis/Baltimore Colts	2	2	.500	69	77
Kansas City Chiefs	2	2	.500	73	93
Chicago Bears	1	1	.500	63	39
Miami Dolphins	2	3	.400	74	103
Denver Broncos	3	5	.375	147	259
Philadelphia Eagles	1	2	.333	72	84
Seattle Seahawks	1	2	.333	77	57
Los Angeles/St. Louis Rams	1	3	.250	62	80
Arizona Cardinals	0	1	.000	23	27
Los Angeles/San Diego Chargers	0	1	.000	26	49
Tennessee Titans	0	1	.000	16	23
Atlanta Falcons	0	2	.000	47	68
Carolina Panthers	0	2	.000	39	56
Cincinnati Bengals	0	2	.000	37	46
Buffalo Bills	0	4	.000	73	139
Minnesota Vikings	0	4	.000	34	95

SUPER BOWL HOST CITIES*

Miami/South Florida	11	(Orange Bowl 5, Hard Rock Stadium 6)
New Orleans	10	(Superdome 7, Tulane Stadium 3)
Los Angeles	7	(LA Coliseum 2, Rose Bowl 5)
Tampa Bay	5	(Tampa Stadium 2, Raymond James Stadium 3)
Arizona	3	(Sun Devil Stadium 1, U. of Phoenix Stadium 2)
Atlanta	3	(Georgia Dome 2, Mercedes-Benz Stadium 1)
Houston	3	(Rice Stadium 1, NRG Stadium 2)
San Diego	3	
Detroit	2	(Silverdome 1, Ford Field 1)
Minneapolis	2	(Metrodome 1, U.S. Bank Stadium 1)
San Francisco-Bay Area	2	(Stanford Stadium 1, Levi's Stadium 1)
Indianapolis	1	
Jacksonville	1	
New York-New Jersey	1	
North Texas	1	

*Through 2020 season

FUTURE SUPER BOWL SITES

Super Bowl LVI	February 13, 2022	SoFi Stadium
	(awarded May 24, 2016/modified May 23, 2017)	Los Angeles
Super Bowl LVII	February 12, 2023	State Farm Stadium
	(awarded May 22, 2018)	Arizona
Super Bowl LVIII	February 11, 2024*	(location TBD)
Super Bowl LIX	February 9, 2025*	Mercedes-Benz Superdome
	(awarded May 22, 2018; modified October 20, 2020)	New Orleans

*Tentative date

PETE ROZELLE TROPHY/SUPER BOWL MVPs*

Super Bowl I	— QB Bart Starr, Green Bay
Super Bowl II	— QB Bart Starr, Green Bay
Super Bowl III	— QB Joe Namath, N.Y. Jets
Super Bowl IV	— QB Len Dawson, Kansas City
Super Bowl V	— LB Chuck Howley, Dallas
Super Bowl VI	— QB Roger Staubach, Dallas
Super Bowl VII	— S Jake Scott, Miami
Super Bowl VIII	— RB Larry Csonka, Miami
Super Bowl IX	— RB Franco Harris, Pittsburgh
Super Bowl X	— WR Lynn Swann, Pittsburgh
Super Bowl XI	— WR Fred Biletnikoff, Oakland
Super Bowl XII	— DT Randy White and DE Harvey Martin, Dallas
Super Bowl XIII	— QB Terry Bradshaw, Pittsburgh
Super Bowl XIV	— QB Terry Bradshaw, Pittsburgh
Super Bowl XV	— QB Jim Plunkett, Oakland
Super Bowl XVI	— QB Joe Montana, San Francisco
Super Bowl XVII	— RB John Riggins, Washington
Super Bowl XVIII	— RB Marcus Allen, L.A. Raiders
Super Bowl XIX	— QB Joe Montana, San Francisco
Super Bowl XX	— DE Richard Dent, Chi. Bears
Super Bowl XXI	— QB Phil Simms, N.Y. Giants
Super Bowl XXII	— QB Doug Williams, Washington
Super Bowl XXIII	— WR Jerry Rice, San Francisco
Super Bowl XXIV	— QB Joe Montana, San Francisco
Super Bowl XXV	— RB Ottis Anderson, N.Y. Giants
Super Bowl XXVI	— QB Mark Rypien, Washington
Super Bowl XXVII	— QB Troy Aikman, Dallas
Super Bowl XXVIII	— RB Emmitt Smith, Dallas
Super Bowl XXIX	— QB Steve Young, San Francisco
Super Bowl XXX	— CB Larry Brown, Dallas
Super Bowl XXXI	— KR-PR Desmond Howard, Green Bay
Super Bowl XXXII	— RB Terrell Davis, Denver
Super Bowl XXXIII	— QB John Elway, Denver
Super Bowl XXXIV	— QB Kurt Warner, St.L. Rams
Super Bowl XXXV	— LB Ray Lewis, Bal. Ravens
Super Bowl XXXVI	— QB Tom Brady, New England
Super Bowl XXXVII	— S Dexter Jackson, Tampa Bay
Super Bowl XXXVIII	— QB Tom Brady, New England
Super Bowl XXXIX	— WR Deion Branch, New England
Super Bowl XL	— WR Hines Ward, Pittsburgh
Super Bowl XLI	— QB Peyton Manning, Indianapolis
Super Bowl XLII	— QB Eli Manning, N.Y. Giants
Super Bowl XLIII	— WR Santonio Holmes, Pittsburgh
Super Bowl XLIV	— QB Drew Brees, New Orleans
Super Bowl XLV	— QB Aaron Rodgers, Green Bay
Super Bowl XLVI	— QB Eli Manning, N.Y. Giants
Super Bowl XLVII	— QB Joe Flacco, Bal. Ravens
Super Bowl XLVIII	— LB Malcolm Smith, Seattle
Super Bowl XLIX	— QB Tom Brady, New England
Super Bowl 50	— LB Von Miller, Denver
Super Bowl LI	— QB Tom Brady, New England
Super Bowl LII	— QB Nick Foles, Philadelphia
Super Bowl LIII	— WR Julian Edelman, New England
Super Bowl LIV	— QB Patrick Mahomes, Kansas City
Super Bowl LV	— QB Tom Brady, Tampa Bay

* Award named Pete Rozelle Trophy since Super Bowl XXV.

SUPER BOWL MVP BY POSITION

Quarterback	31	Cornerback	1
Running Back	7	Defensive Tackle	1
Wide Receiver	7	Kick Returner-Punt Returner	1
Linebacker	4		
Defensive End	2		
Safety	2		

A defensive end and defensive tackle shared the Super Bowl XII MVP award.

SUPER BOWL RESULTS

RESULTS

NFC leads, 28-27

Super Bowl	Date	Winner (Share)	Losers (Share)	Score	Site	Attendance
LV	2-7-21	Tampa Bay (\$130,000)	Kansas City (\$65,000)	31-9	Tampa	24,835
LIV	2-2-20	Kansas City (\$124,000)	San Francisco (\$62,000)	31-20	Miami	62,417
LIII	2-3-19	New England (\$118,000)	L.A. Rams (\$59,000)	13-3	Atlanta	70,081
LII	2-4-18	Philadelphia (\$112,000)	New England (\$56,000)	41-33	Minneapolis	67,612
LI	2-5-17	New England (\$107,000)	Atlanta (\$53,000)	34-28**	Houston	70,807
50	2-7-16	Denver (\$102,000)	Carolina (\$51,000)	24-10	Santa Clara	71,088
XLIX	2-1-15	New England (\$97,000)	Seattle (\$49,000)	28-24	Arizona	70,288
XLVIII	2-2-14	Seattle (\$92,000)	Denver (\$46,000)	43-8	New York-New Jersey	82,529
XLVII	2-3-13	Bal. Ravens (\$88,000)	San Francisco (\$44,000)	34-31	New Orleans	71,024
XLVI	2-5-12	N.Y. Giants (\$88,000)	New England (\$44,000)	21-17	Indianapolis	68,658
XLV	2-6-11	Green Bay (\$83,000)	Pittsburgh (\$42,000)	31-25	North Texas	91,060
XLIV	2-7-10	New Orleans (\$83,000)	Indianapolis (\$42,000)	31-17	South Florida	74,059
XLIII	2-1-09	Pittsburgh (\$78,000)	Arizona (\$40,000)	27-23	Tampa Bay	70,774
XLII	2-3-08	N.Y. Giants (\$78,000)	New England (\$40,000)	17-14	Arizona	71,101
XLI	2-4-07	Indianapolis (\$73,000)	Chi. Bears (\$38,000)	29-17	South Florida	74,512
XL	2-5-06	Pittsburgh (\$73,000)	Seattle (\$38,000)	21-10	Detroit	68,206
XXXIX	2-6-05	New England (\$68,000)	Philadelphia (\$36,500)	24-21	Jacksonville	78,125
XXXVIII	2-1-04	New England (\$68,000)	Carolina (\$36,500)	32-29	Houston	71,525
* XXXVII	1-26-03	Tampa Bay (\$63,000)	Oakland (\$35,000)	48-21	San Diego	67,603
* XXXVI	2-3-02	New England (\$63,000)	St.L. Rams (\$34,500)	20-17	New Orleans	72,922
XXXV	1-28-01	Bal. Ravens (\$58,000)	N.Y. Giants (\$34,500)	34-7	Tampa Bay	71,921
* XXXIV	1-30-00	St.L. Rams (\$58,000)	Tennessee (\$33,000)	23-16	Atlanta	72,625
XXXIII	1-31-99	Denver (\$53,000)	Atlanta (\$32,500)	34-19	South Florida	74,803
XXXII	1-25-98	Denver (\$48,000)	Green Bay (\$29,000)	31-24	San Diego	68,912
XXXI	1-26-97	Green Bay (\$48,000)	New England (\$29,000)	35-21	New Orleans	72,301
XXX	1-28-96	Dallas (\$42,000)	Pittsburgh (\$27,000)	27-17	Arizona	76,347
XXIX	1-29-95	San Francisco (\$42,000)	S.D. Chargers (\$26,000)	49-26	South Florida	74,107
* XXVIII	1-30-94	Dallas (\$38,000)	Buffalo (\$23,500)	30-13	Atlanta	72,817
XXVII	1-31-93	Dallas (\$36,000)	Buffalo (\$18,000)	52-17	Pasadena	98,374
XXVI	1-26-92	Washington (\$36,000)	Buffalo (\$18,000)	37-24	Minneapolis	63,130
* XXV	1-27-91	N.Y. Giants (\$36,000)	Buffalo (\$18,000)	20-19	Tampa Bay	73,813
XXIV	1-28-90	San Francisco (\$36,000)	Denver (\$18,000)	55-10	New Orleans	72,919
XXIII	1-22-89	San Francisco (\$36,000)	Cincinnati (\$18,000)	20-16	South Florida	75,129
XXII	1-31-88	Washington (\$36,000)	Denver (\$18,000)	42-10	San Diego	73,302
XXI	1-25-87	N.Y. Giants (\$36,000)	Denver (\$18,000)	39-20	Pasadena	101,063
XX	1-26-86	Chi. Bears (\$36,000)	New England (\$18,000)	46-10	New Orleans	73,818
XIX	1-20-85	San Francisco (\$36,000)	Miami (\$18,000)	38-16	Stanford	84,059
XVIII	1-22-84	L.A. Raiders (\$36,000)	Washington (\$18,000)	38-9	Tampa Bay	72,920
* XVII	1-30-83	Washington (\$36,000)	Miami (\$18,000)	27-17	Pasadena	103,667
XVI	1-24-82	San Francisco (\$18,000)	Cincinnati (\$9,000)	26-21	Pontiac	81,270
XV	1-25-81	Oakland (\$18,000)	Philadelphia (\$9,000)	27-10	New Orleans	76,135
XIV	1-20-80	Pittsburgh (\$18,000)	L.A. Rams (\$9,000)	31-19	Pasadena	103,985
XIII	1-21-79	Pittsburgh (\$18,000)	Dallas (\$9,000)	35-31	South Florida	79,484
XII	1-15-78	Dallas (\$18,000)	Denver (\$9,000)	27-10	New Orleans	75,583
XI	1-9-77	Oakland (\$15,000)	Minnesota (\$7,500)	32-14	Pasadena	103,438
X	1-18-76	Pittsburgh (\$15,000)	Dallas (\$7,500)	21-17	South Florida	80,187
IX	1-12-75	Pittsburgh (\$15,000)	Minnesota (\$7,500)	16-6	New Orleans	80,997
VIII	1-13-74	Miami (\$15,000)	Minnesota (\$7,500)	24-7	Houston	71,882
VII	1-14-73	Miami (\$15,000)	Washington (\$7,500)	14-7	Los Angeles	90,182
VI	1-16-72	Dallas (\$15,000)	Miami (\$7,500)	24-3	New Orleans	81,023
V	1-17-71	Bal. Colts (\$15,000)	Dallas (\$7,500)	16-13	South Florida	79,204
* IV	1-11-70	Kansas City (\$15,000)	Minnesota (\$7,500)	23-7	New Orleans	80,562
III	1-12-69	N.Y. Jets (\$15,000)	Bal. Colts (\$7,500)	16-7	South Florida	75,389
II	1-14-68	Green Bay (\$15,000)	Oakland (\$7,500)	33-14	South Florida	75,546
I	1-15-67	Green Bay (\$15,000)	Kansas City (\$7,500)	35-10	Los Angeles	61,946

* One week between conference championship games and Super Bowl; all others had two weeks between conference championship games and Super Bowl.

** Overtime

For historical Super Bowl game recaps, box scores, and video highlights, please visit www.NFL.com/SuperBowl.

SUPER BOWL LV SUMMARY

SUPER BOWL LV

Raymond James Stadium, Tampa, Florida
February 7, 2021, Attendance: 24,835

TAMPA BAY 31, KANSAS CITY 9—Tom Brady completed his first season with the Buccaneers in a familiar place, threw two of his three touchdown passes to a familiar target, and Tampa Bay's defense kept the Chiefs out of the end zone to give the franchise its second Super Bowl championship. Brady won his seventh Super Bowl, more than any NFL team, and earned his record fifth Super Bowl MVP, throwing two touchdowns to former Patriots teammate Rob Gronkowski, who came out of retirement prior to the season to join his friend in red, orange and pewter. Meanwhile, the Bucs' defense held Patrick Mahomes out of the end zone for the first time since he became Kansas City's starting quarterback. The Brady-Gronkowski combination produced two first-half scoring strikes, giving the pair an NFL-record 14 postseason touchdowns, and Brady also threw a touchdown pass to Antonio Brown, another important offseason addition, as the Bucs built a 21-6 halftime lead. The lead grew to 28-9 midway through the third quarter on Leonard Fournette's 27-yard touchdown run around right tackle, with an assist by pulling guard Ali Marpet. One play earlier, Brady set up the score with a 25-yard pass to Gronkowski, who led the Bucs with six catches for 67 yards. That's when Tampa Bay's defense took over the game, led by star youngsters Devin White and Antoine Winfield, who each intercepted Mahomes in the second half. White, Tampa Bay's first-round selection in the 2019 NFL Draft, played a significant role in helping the Bucs — the NFC's fifth seed as a Wild Card team — win three road playoff games en route to the Super Bowl. Including his interception and game-leading 12 tackles in the win over the Chiefs, the linebacker had two postseason interceptions and two fumble recoveries. Winfield, Tampa Bay's rookie starting safety, followed Fournette's touchdown by picking off Mahomes on a deep pass intended for Tyreek Hill. Ryan Succop converted the takeaway into three points on his 52-yard field goal, giving the Bucs a 31-9 advantage. The Bucs also posted three second-half sacks. Mahomes finished 26 of 49 for 270 yards and two interceptions. Brady was 21 of 29 for 201 yards with the three touchdowns and no interceptions. Tampa Bay won the Super Bowl for the first time since the 2002 season. The Bucs also became the first team in NFL history to play and win a Super Bowl in its home stadium.

Kansas City (9) Tampa Bay (31)

Offense

Demarcus Robinson	WR	Mike Evans
Travis Kelce	TE	Rob Gronkowski
Mike Remmers	LT	Donovan Smith
Nick Allegretti	LG	Ali Marpet
Austin Reiter	C	Ryan Jensen
Stefen Wisniewski	RG	Aaron Stinnie
Andrew Wylie	RT	Tristan Wirfs
Tyreek Hill	WR	Scotty Miller
Byron Pringle	WR	Chris Godwin
Patrick Mahomes	QB	Tom Brady
Clyde Edwards-Helaire	RB	Leonard Fournette

Defense

Tanoh Kpassagnon	LDE/DL	Ndamukong Suh
Chris Jones	LDT/NT	R.Nunez-Roches
Derrick Nnadi	RDT/OLB	Jason Pierre-Paul
Frank Clark	RDE/ILB	Devin White
Anthony Hitchens	LB/ILB	Lavonte David
Damien Wilson	LB/OLB	Shaquil Barrett
Charvarius Ward	LCB/CB	Carlton Davis
Bashaud Breeland	RCB/CB	Jamel Dean
L'Jarius Sneed	RCB/CB	S.Murphy-Bunting
Daniel Sorensen	FS/S	Jordan Whitehead
Tyrann Mathieu	SS/S	Antoine Winfield

SUBSTITUTIONS

KANSAS CITY—P 5 T.Townsend, K 7 H.Butker, WR 14 S.Watkins, WR 17 M.Hardman, WR 19 M.Kemp, CB 20 A.Hamilton, S 22 J.Thornhill, S 23 A.Watts, CB 27 R.Fenton, RB 31 Darr.Williams, LS 41 J.Winchester, FB 42 A.Sherman, LB 44 D.O'Daniel, LB 47 D.Harris, TE 48 N.Keizer, DE 51 M.Danna, LB 56 B.Niemann, DE 57 A.Okafor, DT 64 M.Pennel, C 67 D.Kilgore, T 74 M.Rankin, OL 79 Y.Durant, TE 82 D.Yelder, DT 98 T.Wharton. Did not play—QB 4 C.Henne, RB 26 L.Bell.

TAMPA BAY—K 3 R.Succop, P 8 B.Pinion, WR 18 T.Johnson, S 26 A.Adams, RB 27 R.Jones, CB 29 R.Smith, S 32 M.Edwards, LB 41 D.Bucannon, CB 43 R.Cockrell, OLB 49 C.Gill, NT 50 V.Vea, ILB 51 K.Minter, T 72 J.Wells, T 73 J.Haeg, DL 79 P.O'Connor, WR 81 A.Brown, TE 84 C.Brake, WR 85 J.Mickens, TE 88 T.Hudson, DL 92 W.Gholston, NT 96 S.McLendon, LS 97 Z.Triner, OLB 98 A.Nelson. Did not play—QB 11 B.Gabbert, RB 25 L.McCoy, G 62 T.Larsen.

OFFICIALS

Referee—Carl Cheffers. Umpire—Fred Bryan. Down Judge—Sarah Thomas. Line Judge—Rusty Baynes. Side Judge—Eugene Hall. Field Judge—James Coleman. Back Judge—Dino Paganelli. Replay Official—Mike Wimmer.

SCORING

Kansas City (AFC)	3	3	3	0	—	9
Tampa Bay (NFC)	7	14	10	0	—	31
KC	—	FG H.Butker	49			
TB	—	R.Gronkowski	8 pass from T.Brady (R.Succop kick)			
TB	—	R.Gronkowski	17 pass from T.Brady (R.Succop kick)			
KC	—	FG H.Butker	34			
TB	—	A.Brown	1 pass from T.Brady (R.Succop kick)			
KC	—	FG H.Butker	52			
TB	—	L.Fournette	27 run (R.Succop			

kick)
TB — FG R.Succop 52

TEAM STATISTICS

	KC	TB
Total first downs	22	26
By rushing	7	8
By passing	12	12
By penalty	3	6
Third down efficiency	3-13-23.1%	4-12-33.3%
Fourth down efficiency	1-3-33.3%	0-1-0.0%
Total net yards	350	340
Total offensive plays	69	63
Avg. gain per offensive play	5.1	5.4
Net yards rushing	107	145
Total rushing plays	17	33
Avg. gain per rushing play	6.3	4.4
Tackles for loss-number and yds.	1-1	1-3
Net yards passing	243	195
Times thrown-yds. lost att. to pass	3-27	1-6
Gross yards passing	270	201
Pass att.-comp.-had int.	49-26-2	29-21-0
Avg gain per pass play	4.7	6.5
Kickoffs-in EZ-touchbacks	4-2-1	6-6-3
Punts number and avg.	3-35.7	4-37.5
Had blocked	0	0
FGs - PATs had blocked	0-0	0-0
Net punting avg.	29.0	37.5
Total ret. yards (not incl. kickoffs)	0	0
No. and yards punt returns	1-0	0-0
No. and yards kickoff returns	3-87	3-75
No. and yards int. returns	0-0	2-0
Penalties number and yards	11-120	4-39
Fumbles number and lost	1-0	1-0
Touchdowns	0	4
Rushing	0	1
Passing	0	3
Extra points made-attempts	0-0	4-4
Kicking made-attempts	0-0	4-4
Field goals made-attempts	3-3	1-1
Red zone efficiency	0-3-0%	3-5-60%
Goal to go	0-0-0%	1-2-50%
Safeties	0	0
Final score	9	31
Time of possession	28:37	31:23

INDIVIDUAL STATISTICS

RUSHING: KC: C.Edwards-Helaire 9-64-0, P.Mahomes 5-33-0, Darr.Williams 2-5-0, T.Hill 1-5-0. TB: L.Fournette 16-89-1, R.Jones 12-61-0, T.Brady 4-(-2)-0, S.Miller 1-(-3)-0.

PASSING: KC: P.Mahomes 49-26-270-0-2. TB: T.Brady 29-21-201-3-0.

RECEIVING: KC: T.Kelce 10-133-0, T.Hill 7-73-0, C.Edwards-Helaire 2-23-0, Darr.Williams 2-10-0, M.Hardman 2-4-0, S.Watkins 1-13-0, D.Robinson 1-11-0, B.Pringle 1-3-0. TB: R.Gronkowski 6-67-2, A.Brown 5-22-1, L.Fournette 4-46-0, C.Brake 3-26-0, C.Godwin 2-9-0, M.Evans 1-31-0.

KICKOFF RETURNS: KC: B.Pringle 3-87-0. TB: J.Mickens 3-75-0.

PUNT RETURNS: KC: T.Hill 1-0-0. TB: None.

PUNTING: KC: T.Townsend 3-107-35.7. TB: B.Pinion 4-150-37.5.

INTERCEPTIONS: KC: None. TB: A.Winfield 1, D.White 1.

SACKS: KC: F.Clark. TB: N.Suh 1.5, S.Barrett, C.Gill 0.5.

SUPER BOWL SUMMARIES

SUPER BOWL LIV

Hard Rock Stadium, Miami, Florida

February 2, 2020, Attendance: 62,417

KANSAS CITY 31, SAN FRANCISCO 20—

Patrick Mahomes passed for two touchdowns and ran for another as the Chiefs scored 21 points in the last 6:13 to overcome a 10-point deficit and win their first Super Bowl title in 50 years. The 49ers' defense forced a three-and-out to start the game, and the offense responded with a methodical 10-play 62-yard, nearly six-minute drive to take a 3-0 lead. The Chiefs answered with a 15-play, 75-yard, nearly 7 1/2-minute drive, highlighted by Damien Williams' 4-yard run on fourth-and-1, and capped by Mahomes' 1-yard touchdown run. Three plays later Bashuad Breeland intercepted Jimmy Garoppolo's pass. On the ensuing drive, Williams' second fourth-down conversion led to Harrison Butker's 31-yard field goal and a 10-3 lead. The 49ers responded with a seven-play drive, which culminated with five consecutive plays covering at least 11 yards, and tied the game on Kyle Juszczyk's 15-yard touchdown catch with 5:05 left in the half. Robbie Gould's 42-yard field goal began the second half, and moments later Fred Warner intercepted a pass near midfield. The 49ers capitalized, highlighted by Kendrick Bourne's 26-yard catch and capped by Raheem Mostert's 1-yard run for a 20-10 lead with 2:35 left in the third quarter. The Chiefs drove to the 49ers' 23, but Mahomes' third-down pass was intercepted by Tarvarius Moore with 11:57 to play. The Chiefs' defense forced a punt and Mecole Hardman's fair catch gave Kansas City the ball at their own 17-yard line with 8:53 remaining. After a few first downs, the Chiefs faced third-and-15 on their own 35 with 7:13 to play when Mahomes hit Tyreek Hill with a 44-yard pass deep down the left side. A pass-interference penalty a few plays later set up Travis Kelce's 1-yard touchdown catch with 6:13 left to cut the deficit to 20-17. The Chiefs' defense forced a three-and-out, the offense got the ball back with 5:10 remaining on their own 35, and Mahomes hit Sammy Watkins with a 38-yard pass down the right side. On third-and-goal three plays later, Williams caught a short pass and just made it to the front right pylon for a 24-20 lead with 2:44 left. Garoppolo began the next possession by completing a 16-yard pass to Bourne, but then threw three consecutive incompletions and Frank Clark sacked him on fourth down with 1:25 to play. Two plays later, Williams broke free down the left sideline for a 38-yard touchdown and 31-20 advantage with 1:12 left. Kendall Fuller's interception two plays later clinched the Chiefs' first NFL title since Super Bowl IV. Mahomes was 26 of 42 for 286 yards and two touchdowns, with two interceptions. Williams had 17 carries for 104 yards, and Hill had nine receptions for 105 yards. Garoppolo was 20 of 31 for 219 yards and one touchdown, with two interceptions.

San Francisco (NFC) 3 7 10 0 — 20

Kansas City (AFC) 7 3 0 21 — 31

SF — FG Gould 38 (7:57)

KC — Mahomes 1 run (Butker kick) (0:31)

KC — FG Butker 31 (9:32)

SF — Juszczyk 15 pass from Garoppolo (Gould kick) (5:05)

SF — FG Gould 42 (9:29)

SF — Mostert 1 run (Gould kick) (2:35)

KC — Kelce 1 pass from Mahomes (Butker kick) (6:13)

KC — Dam. Williams 5 pass from Mahomes (Butker kick) (2:44)

KC — Dam. Williams 38 run (Butker kick) (1:12)

SUPER BOWL LIII

Mercedes-Benz Stadium, Atlanta, Georgia

February 3, 2019, Attendance: 70,081

NEW ENGLAND 13, L.A. RAMS 3—Julian

Edelman had 10 catches for 141 yards and the Patriots' defense registered four sacks and forced nine punts to lead New England to its record-tying sixth Super Bowl victory. The Patriots have won three of the past five Super Bowls, with Tom Brady and Bill Belichick each earning their record (for player and coach) sixth Super Bowl ring. Both defenses excelled, as the 16 combined points marked the lowest-scoring game in Super Bowl history. The Patriots were driving on their first possession when Nickell Robey-Coleman jumped a short route, deflected Brady's pass, and Cory Littleton intercepted it at the Rams' 27. The Patriots forced a punt and the offense drove 60 yards, but Stephen Gostkowski's 46-yard field goal attempt sailed wide left. Early in the second quarter, Edelman had a 25-yard catch on third-and-1 to set up Gostkowski's 42-yard field goal for a 3-0 lead with 10:29 left. With 1:16 left in the half the Patriots reached the Rams' 32, but Brady's fourth-and-1 pass fell incomplete. The Patriots' defense allowed just 57 yards and two first downs in the first half while forcing six punts with the Rams getting no closer to the end zone than the Patriots' 42. In the middle of the third quarter the Rams' defense forced a punt. The offense started at their own 23-yard-line and Jared Goff completed a 15-yard pass to Brandin Cooks and 18-yard pass to Robert Woods to set up Greg Zuerlein's 53-yard field goal to tie the game 3-3 with 2:11 left in the third quarter. Following an exchange of punts, Brady and the Patriots regained possession starting on their own 31-yard-line with 9:49 to play. Brady completed four consecutive passes: 18 yards to Rob Gronkowski; 13 yards to Edelman; 7 yards to Rex Burkhead; capped by a 29-yard pass to Gronkowski to the Rams' 2. Sony Michel scored on the next play to give New England a 10-3 lead with 7:00 remaining. Goff completed passes of 19 yards to Cooks, 11 yards to Josh Reynolds and 17 yards to Woods to reach the Patriots' 27. On first down Goff threw down the right side but Duron Harmon knocked it away. On sec-

ond-and-10, Goff again lofted a pass down the right side and this time it was intercepted by Stephon Gilmore at the 4-yard-line with 4:17 to play. Both Michel and Burkhead had 26-yard runs on the ensuing nine-play, 72-yard drive that culminated with Gostkowski's 41-yard field goal with 1:12 to play. Without any timeouts, Goff completed passes of 24 and 21 yards to Cooks to reach the Patriots' 30 with eight seconds left. Needing two scores, the Rams attempted a 53-yard field goal but Zuerlein's kick sailed wide left. Brady was 21 of 35 for 262 yards, with one interception. Goff was 19 of 28 for 229 yards, with one interception. Cooks had eight receptions for 120 yards

New England (AFC) 0 3 0 10 — 13

L.A. Rams (NFC) 0 0 3 0 — 3

NE — FG Gostkowski 42 (4:31)

LAR — FG Zuerlein 53 (12:49)

NE — Michel 2 run (Gostkowski kick) (8:00)

NE — FG Gostkowski 41 (13:48)

SUPER BOWL LII

U.S. Bank Stadium, Minneapolis, Minnesota

February 4, 2018, Attendance: 67,612

PHILADELPHIA 41, NEW ENGLAND 33—

Nick Foles passed for 373 yards and 3 touchdowns, and caught a touchdown pass, as the Eagles earned the first Super Bowl title in franchise history. Foles had started the last three games of the regular season after an injury ended Carson Wentz's season. The teams combined for a Super Bowl record 1,151 yards, including 613 by the Patriots. After an exchange of field goals to open the game, a 36-yard run by LeGarrette Blount set up Foles' 34-yard touchdown pass to Alshon Jeffery. Jake Elliott missed the extra point. On the Patriots' next possession Stephen Gostkowski missed a 26-yard attempt. The Patriots faced fourth-and-5 from the Eagles' 35 a few minutes later, and Tom Brady's pass for Rob Gronkowski fell incomplete. Blount's 21-yard scoring run six plays later was set up by Foles' 19-yard pass to Zach Ertz on third-and-7. Foles' 2-point conversion pass was incomplete, and New England answered with a Gostkowski field goal, an interception by Duron Harmon, and a 26-yard touchdown run by James White. Gostkowski missed the extra point, and a 55-yard pass from Foles to Corey Clement put the Eagles in the red zone. A few plays later, faced with fourth-and-goal from the Patriots' 1 and 38 seconds left in the half, tight end Trey Burton faked a reverse and instead lofted a touchdown pass to Foles for a 22-12 lead. Gronkowski caught 4 passes, including the 5-yard touchdown toss, to open the second half. Foles completed all three of his third-down passes on the next drive, capped by a 22-yard touchdown pass to Clement. Brady answered with a 26-yard touchdown pass to Chris Hogan to pull within 29-26. On the next possession, the Patriots' defense held the Eagles to an Elliott field goal, and 3 Danny Amendola catches on the next drive set up Gronkowski's 4-yard touchdown to

SUPER BOWL SUMMARIES

give New England the lead for the first time, 33-32, with 9:22 to play. Foles engineered a 14-play drive that took seven minutes, one second off the clock. Ertz caught a 7-yard pass on third-and-6, 2-yard pass on fourth-and-1, and capped the drive with an 11-yard touchdown on third-and-7 with 2:21 left for a 38-33 lead. Two plays later, Brandon Graham had the only sack of the game. Brady fumbled and Derek Barnett recovered at the Patriots' 31. Elliott's 46-yard field goal with 1:05 remaining increased the score to 41-33. The Patriots reached their own 49, but Brady's Hail Mary pass was batted down at the goal line as time expired. Foles was 28 of 43 for 373 yards and 3 touchdowns with 1 interception. Clement had 4 catches for 100 yards. Brady was 28 of 48 for a Super Bowl record 505 yards and 3 touchdowns. Gronkowski had 9 catches for 116 yards, Amendola had 8 for 152 and Hogan 6 receptions for 128 yards.

Philadelphia (NFC) 9 13 7 12 — 41
New England (AFC) 3 9 14 7 — 33

Phil — FG Elliott 25 (7:05)
 NE — FG Gostkowski 26 (10:43)
 Phil — Jeffery 34 pass from Foles (kick failed) (12:26)
 Phil — Blount 21 run (pass failed) (6:12)
 NE — FG Gostkowski 45 (7:36)
 NE — White 26 run (kick failed) (12:56)
 Phil — Foles 1 pass from Burton (Elliott kick) (14:26)
 NE — Gronkowski 5 pass from Brady (Gostkowski kick) (2:45)
 Phil — Clement 22 pass from Foles (Elliott kick) (7:42)
 NE — Hogan 26 pass from Brady (Gostkowski kick) (11:37)
 Phil — FG Elliott 42 (0:51)
 NE — Gronkowski 4 pass from Brady (Gostkowski kick) (5:38)
 Phil — Ertz 11 pass from Foles (pass failed) (12:39)
 Phil — FG Elliott 46 (13:55)

SUPER BOWL LI

NRG Stadium, Houston, Texas
 February 5, 2017, Attendance: 70,807

NEW ENGLAND 34, ATLANTA 28 (OT)— Tom Brady passed for 466 yards and 2 touchdowns, and James White scored 3 times, as the Patriots rallied from 25 points down in the third quarter to register the largest comeback in Super Bowl history and win their fifth title. New England maintained possession for 40:31 compared to 23:27 for the Falcons, and the Patriots ran more than twice as many plays (93-46). The Falcons strung together consecutive 5-play touchdown drives early in the second quarter, the first started with consecutive catches by Julio Jones to set up Devonta Freeman's 5-yard run, and the latter a 19-yard touchdown pass to Austin Hooper on third-and-9, to take a 14-0 lead. The Patriots responded with a 6-plus minute drive that included 3 third-down conversions. However, faced with third-and-6 from the Falcons' 23,

Brady's short pass to the left side was intercepted by Robert Alford, who raced 82 yards for a touchdown and 21-0 lead. A 28-yard catch by White on the next drive helped set up Stephen Gostkowski's 41-yard field goal just before halftime. After an exchange of punts to begin the second half, Matt Ryan connected on passes of 17 and 35 yards to Taylor Gabriel to highlight a 9-play, 85-yard drive that finished with Ryan's 6-touchdown pass to Tevin Coleman for a 28-3 lead with 8:31 left in the third quarter. The Patriots answered with a 12-play drive that consumed more than six minutes, that was kept alive by Brady's 17-yard pass to Danny Amendola on fourth-and-3, and capped by White's 5-yard touchdown catch with 2:06 left in the quarter. Gostkowski missed the extra point, so Atlanta led 28-9. The Patriots' defense forced a three-and-out, and Brady completed 6 passes on the next drive. But a pair of sacks in the red zone by Grady Jarrett forced New England to settle for a field goal with 9:44 to play, trailing 28-12. Three plays later, on third-and-1, Dont'a Hightower sacked Ryan and forced him to fumble. Alan Branch recovered the ball at the Falcons' 25. Five plays later Amendola caught a 6-yard touchdown pass. White's run up the middle for the 2-point conversion cut the deficit to 28-20 with 5:56 left. Ryan's 27-yard pass to Jones put the ball at the Patriots' 22 with 4:40 to play, but a second-down 12-yard sack by Trey Flowers and third-down holding penalty helped push Atlanta out of field goal range. Matthew Bosher's punt pinned the Patriots back on their 9-yard line with 3:40 remaining. After two incompletions, Brady connected with Chris Hogan for 16 yards and a first down. After another incompleting, Brady then completed five consecutive passes, including a circus tipped pass catch by Julian Edelman, to set up White's 1-yard touchdown run with 57 seconds to play. Brady completed the game-tying 2-point conversion pass to Amendola. The Patriots' defense forced a punt and the game went to overtime. New England won the toss, and Brady completed the first five passes of the drive (10 consecutive completions when including the previous game-tying drive). After a 10-yard run by White to the Falcons' 15, a pass interference penalty placed the ball on the 2-yard line. White scored over right end two plays later to cap the comeback. Brady's 43 completions and 466 yards were each a Super Bowl record, and White established a record with 14 catches, and equaled one with three touchdowns. Jarrett's 3 sacks tied the Super Bowl record.

New England (AFC) 0 3 6 19 6 — 34
Atlanta (NFC) 0 21 7 0 0 — 28

Atl — Freeman 5 run (Bryant kick) (2:45)
 Atl — Hooper 19 pass from Ryan (Bryant kick) (6:12)
 Atl — Alford 82 interception return (Bryant kick) (12:39)
 NE — FG Gostkowski 41 (14:58)
 Atl — Coleman 6 pass from Ryan

(Bryant kick) (6:29)
 NE — White 5 pass from Brady (kick failed) (12:54)
 NE — FG Gostkowski 33 (5:16)
 NE — Amendola 6 pass from Brady (White run) (9:04)
 NE — White 1 run (Amendola pass from Brady) (14:03)
 NE — White 2 run (3:58)

SUPER BOWL 50

Levi's Stadium, Santa Clara, Calif.
 February 7, 2016, Attendance: 71,088

DENVER 24, CAROLINA 10—Von Miller registered 2.5 sacks and forced 2 fumbles that led to both Denver touchdowns as the Broncos won the third Super Bowl title in franchise history. The Broncos defense tallied seven sacks and forced four turnovers, while the Panthers' defense allowed just 194 yards and permitted just 1 first down out of 14 third-down opportunities, with Kony Ealy registering three sacks and an interception. The Broncos opened the game with a 10-play, 64-yard drive, capped by Brandon McManus' 34-yard field goal. After an exchange of punts, the Panthers faced third-and-10 from their own 15-yard line. Von Miller sacked Newton, forced him to fumble, and Malik Jackson fell on the ball in the end zone for a touchdown and 10-0 lead. Early in the second quarter, Newton had scrambles of 11 and 12 yards and connected with Greg Olsen on a key 19-yard pass to set up Jonathan Stewart's 1-yard scoring run to get on the scoreboard. Jordan Norwood's Super Bowl record 61-yard punt return later in the quarter set up McManus' second field goal for a 13-7 lead. Ealy intercepted a pass from Peyton Manning at the Panthers' 20 to keep the Panthers within striking distance. Carolina began the second half by driving to the Broncos' 26, but Graham Gano's 44-yard field-goal attempt hit the right upright. Manning responded with passes of 25 and 22 yards to Emmanuel Sanders to set up McManus' third field goal. T.J. Ward intercepted Newton's pass later in the quarter to maintain the nine-point lead entering the fourth quarter. Ealy sacked Manning and recovered the ball at midfield early in the fourth quarter, and Gano finished the drive with a 39-yard field goal to pull within 16-10 with 10:21 to play. With 4:51 to play, Carolina started on their own 24-yard-line. On third-and-9, Miller sacked Newton, forced him to fumble, and Ward recovered the ball and was tackled on the Panthers' 4 with 4:04 to play. A defensive holding by Carolina kept the ensuing drive alive and C.J. Anderson scored on a 2-yard run. Bennie Fowler made the two-point conversion catch and Denver had a 24-10 lead with 3:08 remaining. Manning was 13 of 23 for 141 yards, with 1 interception. Newton was 18 of 41 for 265 yards, with 1 interception.
Carolina (NFC) 0 7 0 3 — 10
Denver (AFC) 10 3 3 8 — 24
 Den — FG McManus 34 (4:17)

SUPER BOWL SUMMARIES

- Den — Jackson fumble recovery in end zone (McManus kick) (8:33)
 Car — Stewart 1 run (Gano kick) (3:35)
 Den — FG McManus 33 (8:02)
 Den — FG McManus 30 (6:42)
 Car — FG Gano 39 (4:39)
 Den — Anderson 2 run (Fowler pass from Manning) (11:52)

SUPER BOWL XLIX

University of Phoenix Stadium,
 Glendale, Arizona

February 1, 2015, Attendance: 70,288

NEW ENGLAND 28, SEATTLE 24—Malcolm Butler intercepted a pass at the goal line with 20 seconds remaining to help the Patriots clinch the franchise's fourth Super Bowl title. Bill Belichick tied Chuck Noll for the most Super Bowl titles (4) by a head coach. The Patriots had the first scoring opportunity, but Jeremy Lane intercepted Brady's pass in the end zone. Lane returned the interception to the Seattle 14-yard line and was injured during the return. Brady completed five passes on the next possession, including a pair of third-down conversions, and capped by an 11-yard scoring pass to Brandon LaFell. Seattle scored on a 3-yard run by Marshawn Lynch with 2:16 left in the half, set up by a 44-yard pass deep down the right sideline from Russell Wilson to Chris Matthews—his first career NFL catch—to tie the game. On the next drive Brady connected twice with Shane Vereen for first downs before finding Rob Gronkowski down the right side for a 22-yard touchdown for a 14-7 lead with 31 seconds left in the half. Robert Turbin gained 19 yards on the first play following the kickoff, and Wilson scrambled for 17 on the next. With 11 seconds left in the half Wilson fired a 23-yard pass to Ricardo Lockette, plus a 15-yard facemask penalty, placed the ball at the Patriots' 6-yard line with six seconds remaining. The Seahawks eschewed a field-goal attempt, and Wilson completed an 11-yard touchdown pass to Matthews, his first NFL touchdown, with two seconds left to tie the game. A 45-yard pass to Matthews on the opening drive of the second half helped the Seahawks drive into the red zone, but New England's defense stopped Lynch on third-and-1 and Seattle settled for Steven Hauschka's 27-yard field goal. Bobby Wagner intercepted Brady on the next possession and Wilson capitalized with a 3-yard touchdown pass to Doug Baldwin for a 24-14 lead with 4:54 left in the third quarter. The Seahawks forced a punt and then drove into Patriots' territory, but on third-and-2 Jermaine Kearse could not hold onto Wilson's pass. After an exchange of punts, the Patriots had the ball but were faced with third-and-14 with 10:58 to play. Badly in need of a first down, Brady found Julian Edelman over the middle for 21 yards. Four plays later, on third-and-8, another 21-yard pass from Brady to Edel-

man set up Danny Amendola's 4-yard touchdown catch with 7:55 to play to pull the Patriots to within three points. The Patriots' defense forced a three-and-out and Brady engineered a 10-play, 64-yard drive, completing all 8 of his pass attempts, and capped by Edelman's 3-yard catch with 2:02 to play for a 28-24 lead. A 33-yard juggling, deflection catch by Kearse, while on his back, put the ball at the Patriots' 5 with 1:06 to play. Lynch gained 4 yards on the next play. The Patriots had two timeouts but let the clock run down to 26 seconds before the ball was snapped. Wilson attempted a quick pass to the right side. Brandon Browner slowed Kearse at the line and Butler jumped the route and intercepted Wilson's pass to clinch the victory. Brady was 37 of 50 for 328 yards and 4 touchdowns, with 2 interceptions. Vereen had 11 receptions for 64 yards, and Edelman had 9 catches for 109 yards. Wilson was 12 of 21 for 247 yards and 2 touchdowns, with 1 interception. Lynch carried 24 times for 102 yards, and Matthews had 4 receptions for 109 yards.

New England (AFC) 0 14 0 14 — 28

Seattle (NFC) 0 14 10 0 — 24

- NE — LaFell 11 pass from Brady (Gostkowski kick) (5:13)
 Sea — Lynch 3 run (Hauschka kick) (12:44)
 NE — Gronkowski 22 pass from Brady (Gostkowski kick) (14:29)
 Sea — Matthews 11 pass from Wilson (Hauschka kick) (14:58)
 Sea — FG Hauschka 27 (3:51)
 Sea — Baldwin 3 pass from Wilson (Hauschka kick) (10:06)
 NE — Amendola 4 pass from Brady (Gostkowski kick) (7:05)
 NE — Edelman 3 pass from Brady (Gostkowski kick) (12:58)

SUPER BOWL XLVIII

MetLife Stadium,
 East Rutherford, New Jersey

February 2, 2014, Attendance: 82,529

SEATTLE 43, DENVER 8—En route to winning their first NFL title, the Seahawks' defense forced four turnovers and Percy Harvin returned a kickoff 87 yards for a touchdown as Seattle posted the largest margin of victory in a Super Bowl in 21 years. The game, the first Super Bowl played in an outdoor cold-weather stadium with a 49-degree temperature at kickoff, featured the NFL's number-one defense against the highest-scoring team in NFL history. On the first play from scrimmage, Manny Ramirez' shotgun snap from the 14-yard-line sailed past Peyton Manning. Knowshon Moreno recovered the loose ball in the end zone for a safety just 12 seconds into the game, the quickest score in Super Bowl history. The Seahawks took the ensuing free kick and drove 51 yards for a 5-0 lead. The defense then forced a three-and-out, and Russell Wilson completed 3 third-down passes on a 13-play drive that result-

ed in Steven Hauschka's second field goal and a 8-0 lead. Kam Chancellor intercepted Manning three plays later to set up Marshawn Lynch's 1-yard touchdown run for a 15-0 lead with 12:00 left in the second quarter. At that moment the Seahawks had run 29 plays compared to seven for the Broncos. Denver responded with a 15-play drive, with three third-down conversions. Faced with third-and-13 from the Seahawks' 35, Cliff Avril pressured Manning. His pass intended for Moreno was underthrown and Malcolm Smith intercepted the pass and returned it untouched 69 yards for a touchdown and 22-0 lead. The Broncos drove to the Seahawks' 19, but on fourth-and-2 Chris Clemons tipped Manning's pass and it fell incomplete. Harvin began the second half by taking the kickoff and weaving his way 87 yards for a touchdown and 29-0 lead. Later in the quarter Byron Maxwell forced Demaryius Thomas to fumble and Smith recovered at the Seahawks' 20. Wilson completed a third-down pass to Luke Willson and a few plays later connected with Jermaine Kearse on a 23-yard scoring pass for a 36-0 lead with 2:58 left in the third quarter. Manning completed the last four passes on the next drive, including 12- and 22-yard passes to Wes Welker, and capped by his 14-yard scoring pass to Thomas on a crossing pattern to end the third quarter. Welker caught a 2-point conversion pass to cut the deficit to 36-8. Zach Miller recovered the onside kick and Wilson completed five consecutive passes culminated by a 10-yard touchdown pass to Doug Baldwin for a 43-8 advantage with 11:45 to play. Wilson was 18 of 25 for 206 yards and 2 touchdowns. Manning had a Super Bowl-record 34 completions, out of 49 attempts, for 280 yards and 1 touchdown, with 2 interceptions. Thomas had 13 catches for 118 yards.

Seattle (NFC) 8 14 14 7 — 43

Denver (AFC) 0 0 8 0 — 8

- Sea — Safety, Avril tackled Moreno in end zone (14:48)
 Sea — FG Hauschka 31 (10:21)
 Sea — FG Hauschka 33 (2:16)
 Sea — Lynch 1 run (Hauschka kick) (12:00)
 Sea — Smith 69 interception return (Hauschka kick) (3:21)
 Sea — Harvin 87 kickoff return (Hauschka kick) (14:48)
 Sea — Kearse 23 pass from Wilson (Hauschka kick) (2:58)
 Den — D. Thomas 14 pass from Manning (Welker pass from Manning) (0:00)
 Sea — Baldwin 10 pass from Wilson (Hauschka kick) (11:45)

SUPER BOWL XLVII

Mercedes-Benz Superdome,
 New Orleans, Louisiana

February 3, 2013, Attendance: 71,024

BALTIMORE 34, SAN FRANCISCO 31—Joe Flacco passed for 3 touchdowns and the Ravens held off a second-half rally to

SUPER BOWL SUMMARIES

win the second Super Bowl in franchise history. The loss for the 49ers marked their franchise's first defeat in six Super Bowls. Jacoby Jones played a pivotal role for the Ravens. His 17-yard punt return less than two minutes into the game gave Baltimore the ball near midfield. On third-and-9 from the 49ers' 18, Flacco's pass fell incomplete. However, Ahmad Brooks lined up offside, giving the Ravens another opportunity. On the next play, Flacco completed a 13-yard touchdown pass to Anquan Boldin. The 49ers responded with a field goal, and on their next possession drove to the Ravens' 24 only to have Courtney Upshaw force LaMichael James to fumble. Arthur Jones recovered for Baltimore, sparking a 75-yard touchdown drive capped by Flacco's 1-yard touchdown pass to Dennis Pitta for a 14-3 lead. On the next play from scrimmage, Ed Reed intercepted Colin Kaepernick's deep pass. The Ravens drove to the 49ers' 14, but on fourth-and-9 kicker Justin Tucker took a direct snap and attempted to gain the first down snapping left but was stopped by Darcel McBath. The Ravens forced a punt and Flacco connected with Jacoby Jones on a 56-yard touchdown pass deep down the middle for a 21-3 lead. The 49ers added a field goal as the first half expired, but Jones returned the opening kickoff of the second half a Super Bowl-record 108 yards for a 28-6 lead. Faced with third-and-13 from their own 40 with 13:04 left in the third quarter, a power outage at the Mercedes-Benz Superdome delayed the game for 34 minutes. Following the resumption of play, the teams exchanged punts. Kaepernick completed a key 9-yard pass to Randy Moss on third-and-8 and an 18-yard pass to Vernon Davis to set up his 31-yard scoring pass to Michael Crabtree. The 49ers' defense forced a three-and-out, and Ted Ginn Jr. returned the punt 32 yards to set up Frank Gore's 6-yard touchdown run to trim the deficit to 28-20 with 4:59 left in the third quarter. Two plays later Ray Rice fumbled and Tarell Brown recovered. David Akers missed a 39-yard field goal, but a running into the kicker penalty gave him a second chance and Akers converted from 34 yards to cut the lead to 28-23. The Ravens drove to the 49ers' 1, but were stopped on two successive plays and settled for Tucker's 19-yard field goal with 12:54 remaining for a 31-23 lead. On the ensuing possession, a 32-yard catch by Moss and 21-yard run by Gore set up Kaepernick's 15-yard scramble around left end for a touchdown. But his 2-point conversion attempt pass to Moss was overthrown, allowing the Ravens to maintain a 31-29 lead with 9:57 to play. Tucker capped the ensuing 10-play drive with a 38-yard field goal for a 34-29 advantage with 4:19 to play. A 24-yard catch by Crabtree and 33-yard run by Gore put the ball at the Ravens' 7 with 2:39 to play. James was stopped for a 2-yard gain on first down, and Kaepernick threw two incompletions to set up fourth-and-goal from the Ravens' 5.

Kaepernick attempted a fade pass to the right corner of the end zone but his pass landed over Crabtree's head and out of bounds. On fourth-and-7 from the Ravens' 8 with 12 seconds remaining, punter Sam Koch ran along the back of the end zone before Chris Culliver forced him out with four seconds left for a safety. Ginn returned the free kick 31 yards to midfield as time expired. Flacco, who was named the most valuable player, completed 22 of 33 passes for 287 yards and 3 touchdowns. Boldin caught 6 passes for 104 yards. Kaepernick was 16 of 28 for 302 yards and 1 touchdown, with 1 interception. Gore carried 19 times for 110 yards. Davis had 6 catches for 104 yards and Crabtree added 5 receptions for 109 yards.

Baltimore (AFC)	7	14	7	6	—	34
San Francisco (NFC)	3	3	17	8	—	31
Balt —	Boldin 13 pass from Flacco (Tucker kick) (10:36)					
SF —	FG Akers 36 (3:58)					
Balt —	Pitta 1 pass from Flacco (Tucker kick) (7:10)					
Balt —	J. Jones 56 pass from Flacco (Tucker kick) (1:45)					
SF —	FG Akers 27 (0:00)					
Balt —	J. Jones 108 kickoff return (Tucker kick) (14:49)					
SF —	Crabtree 31 pass from Kaepernick (Akers kick) (7:20)					
SF —	Gore 6 run (Akers kick) (4:59)					
SF —	FG Akers 34 (3:10)					
Balt —	FG Tucker 19 (12:54)					
SF —	Kaepernick 15 run (pass failed) (9:57)					
Balt —	FG Tucker 38 (4:19)					
SF —	Safety, Culliver forced Koch out of end zone (0:04)					

SUPER BOWL XLVI

Lucas Oil Stadium, Indianapolis, Indiana
February 5, 2012, Attendance: 68,658

NEW YORK GIANTS 21, NEW ENGLAND

17—Ahmad Bradshaw scored on a 6-yard touchdown run with 57 seconds remaining to cap an 88-yard drive and lead the Giants to their second Super Bowl victory over the Patriots in five years. The triumph was the Giants' franchise's fourth Super Bowl title. The Patriots' defense forced a punt to begin the game, but Steve Weatherford's punt pinned New England back to its own 6-yard line. On the Patriots' first play, Justin Tucker pressured Tom Brady and forced him to pass deep down the middle of the field, where no players were within range, resulting in an intentional grounding penalty. A safety was enforced by rule, giving the Giants a 2-0 lead. Following the ensuing free kick, the Giants drove 78 yards in nine plays, capped by Victor Cruz' 2-yard touchdown catch for a 9-0 advantage. New York led 9-3 late in the first half when Weatherford pinned the Patriots back to their own 4-yard line. This time New England responded with a 96-yard drive, which included a key 12-yard third-down catch by Aaron Hernandez, and was capped by Brady's 4-yard

touchdown pass to Danny Woodhead with 15 seconds left in the half to take a 10-9 halftime lead. The Patriots then began the second half with an 8-play, 79-yard drive, sparked by a 21-yard pass to Chad Ochocinco and BenJarvus Green-Ellis' 17-yard run, and capped by Hernandez' 12-yard touchdown catch for a 17-9 lead. The Giants answered with a field goal, forced a three-and-out on defense, and generated a second field-goal drive to trim the deficit to 17-15 with 35 seconds left in the third quarter. On the second play of the fourth quarter, Brady attempted a deep pass to Rob Gronkowski that was intercepted by Chase Blackburn at the Giants' 8-yard line. Both teams then traded punts, with the Giants getting the ball on their own 12-yard line with 3:46 to play. On the first play of the possession, Manning launched a perfectly placed pass to Mario Manningham deep down the left sideline. Manningham caught the ball just inbounds with two Patriots' defenders in close pursuit. Passes of 16 yards, to Manningham, and 14 yards, to Hakeem Nicks, put the Giants at the Patriots' 18 with 2:00 remaining. Bradshaw gained seven yards on the first play following the 2-minute warning, and Manning completed a 4-yard pass to Nicks that resulted in a first down. After Bradshaw gained 1 yard, his next run up the middle resulted in the go-ahead touchdown with 57 seconds remaining. Faced with fourth-and-16 with 39 seconds left, Brady completed a 19-yard pass to Deion Branch and then an 11-yard pass to Hernandez. A 12-men-on-the-field penalty with 17 seconds left pushed the ball to the Patriots' 49, but Brady's Hail Mary pass fell incomplete in the end zone as time expired. Manning was 30 of 40 for 296 yards and 1 touchdown and was named the Super Bowl Most Valuable Player. Nicks had 10 catches for 109 yards. Brady completed 27 of 41 passes for 276 yards and 2 touchdowns, with 1 interception.

N.Y. Giants (NFC)	9	0	6	6	—	21
New England (AFC)	0	10	7	0	—	17
NYG —	Safety, intentional grounding penalty enforced on Brady in end zone (8:52)					
NYG —	Cruz 2 pass from Manning (Tynes kick) (3:24)					
NE —	FG Gostkowski 29 (13:48)					
NE —	Woodhead 4 pass from Brady (Gostkowski kick) (0:08)					
NE —	Hernandez 12 pass from Brady (Gostkowski kick) (11:20)					
NYG —	FG Tynes 38 (6:43)					
NYG —	FG Tynes 33 (0:35)					
NYG —	Bradshaw 6 run (run failed) (0:57)					

SUPER BOWL XLV

Cowboys Stadium, North Texas
February 6, 2011, Attendance: 91,060

GREEN BAY 31, PITTSBURGH 25—Aaron Rodgers passed for 304 yards and three touchdowns, and two interceptions by the Packers' defense resulted in 14 points, as

SUPER BOWL SUMMARIES

Green Bay won its fourth Super Bowl title. Faced with third-and-one in the middle of the first quarter, Rodgers completed a 29-yard touchdown pass down the right sideline to Jordy Nelson for a 7-0 lead. On the next play from scrimmage, Nick Collins intercepted a pass intended for Mike Wallace and returned it 37 yards for a touchdown. The Packers scored 14 points in 24 seconds. The Steelers responded with a 13-play drive, keyed by an 18-yard scramble on third-and-9 by Roethlisberger followed three plays later by a 13-yard pass to Emmanuel Sanders on third-and-13, that led to Shaun Suisham's 33-yard field goal. Later in the second quarter, Jarrett Bush intercepted a pass near midfield. A 16-yard pass to Nelson and 12-yard run by James Starks led to Rodgers' 21-yard touchdown pass to Greg Jennings for a 21-3 Packers' lead with 2:24 to play in the half. Roethlisberger's 14-yard pass to Hines Ward on third-and-10 kept alive the next drive, and a few plays later Ward caught an 8-yard touchdown pass on first-and-goal with 39 seconds left in the half to trim the deficit to 21-10. The Steelers' defense forced a punt on Green Bay's first drive of the second half, and the offense needed just five plays to cover 50 yards, keyed by a 17-yard run by Rashard Mendenhall and 16-yard run by Isaac Redman, and capped by Mendenhall's 8-yard touchdown run. Down four points, the Steelers' defense forced a three-and-out and drove to the Packers' 29. But a three-yard tackle-for-loss by Desmond Bishop and a 2-yard sack by Frank Zombo pushed Pittsburgh back to the 34-yard-line and Suisham's 52-yard field-goal attempt sailed wide left. After a flurry of punts, the Steelers regained possession, but on the first play of the fourth quarter, Clay Matthews forced Mendenhall to fumble and Bishop recovered at the Packers' 45. Rodgers then completed a 12-yard pass to James Jones on third-and-7 to keep alive the drive. Three plays later, faced with third-and-10, Rodgers found Nelson short over the middle. Nelson sliced through the defense for 38 yards. Jennings' 8-yard touchdown catch two plays later stretched the Packers' lead to 28-17 with 11:57 to play. The Steelers drove to the Packers' 25. Faced with third-and-3, Roethlisberger completed a pass to Wallace deep down the left side for a 25-yard touchdown. With 7:34 to play and down 28-23, Mike Tomlin chose to go for the 2-point conversion, and it worked as Antwaan Randle El took an option pitch from Roethlisberger and cut the deficit to 28-25. The Packers immediately were faced with a third-and-10 and looked as if they would have to give the ball back to Pittsburgh. But Rodgers completed a 31-yard pass to Jennings deep down the middle. A 14-yard run by Starks and 21-yard pass to Jones set up Mason Crosby's 23-yard field goal with 2:07 remaining for a 31-25 lead. The Steelers reached their own 33-yard line with 1:08 to play, but Roethlisberger's final three pass attempts fell incomplete and the

Packers clinched their first Super Bowl title in 14 years. Rodgers was 24 of 39 for 304 yards and 3 touchdowns and was named Super Bowl MVP. His main target was Nelson, who had 9 receptions for 140 yards. Defensively, Charlie Peprah had 10 tackles and Bishop registered three tackles for losses. Roethlisberger completed 25 of 40 passes for 263 yards and 2 touchdowns, with 2 interceptions.

Pittsburgh (AFC)	0	10	7	8	— 25
Green Bay (NFC)	14	7	0	10	— 31
GB	— Nelson 29 pass from Rodgers (Crosby kick) (3:44)				
GB	— Collins 37 interception return (Crosby kick) (3:20)				
Pitt	— FG Suisham 33 (11:08)				
GB	— Jennings 21 pass from Rodgers (Crosby kick) (2:24)				
Pitt	— Ward 8 pass from Roethlisberger (Suisham kick) (0:39)				
Pitt	— Mendenhall 8 run (Suisham kick) (10:19)				
GB	— Jennings 8 pass from Rodgers (11:57)				
Pitt	— Wallace 25 pass from Roethlisberger (Randle El run) (7:34)				
GB	— FG Crosby 23 (2:07)				

SUPER BOWL XLIV

Sun Life Stadium, South Florida
February 7, 2010, Attendance: 74,059
NEW ORLEANS 31, INDIANAPOLIS 17—Tracy Porter's 74-yard interception return with 3:12 remaining capped a fourth-quarter comeback and lifted the Saints to their first Super Bowl title. The Colts, who won their first 14 regular-season games, forced a three-and-out on the Saints' opening possession. Peyton Manning completed two third-down passes to set up Matt Stover's 38-yard field goal. Following a second Saints' punt, the Colts drove 96 yards in 11 plays, keyed by runs of 16, 11, and 26 yards by Joseph Addai, and capped by Manning's 19-yard touchdown pass to Pierre Garcon on third-and-6 to stake the Colts to a 10-0 lead. The Saints, who had won their first 13 games of the season, answered with a drive of 6:02, using Garrett Hartley's 46-yard field goal to get on the scoreboard. After a three-and-out, the Saints held the ball for 6:25. However, the drive resulted in zero points as Gary Brackett and Clint Session stopped Pierre Thomas for no gain on fourth-and-goal from the Colts' 1 with 1:49 left in the half. The Colts ran three times, failed to gain a first down, and were forced to punt. From their own 48-yard line with 35 seconds left in the half, Drew Brees connected on passes of 19 and 6 yards to Devary Henderson that led to Hartley's 44-yard field goal as the half expired, trimming the deficit to 10-6. The Saints then surprised everyone with an onside kick to begin the second half. Rookie punter Thomas Morstead's first-ever onside kick was perfect, and Chris Reis of the Saints eventually emerged from the intense scramble with the ball. Brees completed all five of his pass

attempts on the drive, capped by Thomas' 16-yard touchdown catch on a screen pass to give the Saints their first lead. The Colts drove 76 yards on the ensuing possession, keyed by Manning's 27-yard pass to Dallas Clark on third-and-4, which resulted in Addai's 4-yard run for a 17-13 Indianapolis lead with 6:15 left in the third quarter. Courtney Roby returned the kickoff 34 yards and Brees completed four of five passes on the next drive set up Hartley's third long-range field goal, this one from 47 yards, to pull the Saints to within one point. On the Colts' next drive, Manning completed a 14-yard pass to Reggie Wayne on fourth-down near midfield. However, four plays later, faced with fourth-and-11, Stover missed a 51-yard field-goal attempt with 10:39 to play. Brees completed all seven pass attempts on the ensuing drive, capped by Jeremy Shockey's 2-yard scoring catch with 5:42 remaining. The Saints went for the 2-point conversion, and Lance Moore made a spectacular catch and reached across the goal-line with the reception to give New Orleans a 24-17 lead. The Colts quickly drove to the Saints' 31, but on third-and-5 Manning's short pass to the left side intended for Wayne was intercepted by Porter, who sprinted untouched 74 yards for a touchdown and 31-17 lead with 3:12 to play. Manning connected with Austin Collie on a 40-yard pass play to help the Colts get downfield. Indianapolis reached the Saints' 3 with 1:33 to play, but a 10-yard pass interference penalty on Garcon moved them back. On fourth-and-goal from the 5-yard line with 50 seconds to play, Manning's pass for Wayne was incomplete, and the Saints clinched their first-ever NFL championship. Brees, who was named Super Bowl MVP, was 32 of 39 for 288 yards and 2 touchdowns. Manning was 31 of 45 for 333 yards and 1 touchdown, with 1 interception.

New Orleans (NFC)	0	6	10	15	— 31
Indianapolis (AFC)	10	0	7	0	— 17
Ind	— FG Stover 38 (7:29)				
Ind	— Garcon 19 pass from Manning (Stover kick) (0:36)				
NO	— FG Hartley 46 (9:34)				
NO	— FG Hartley 44 (0:00)				
NO	— P. Thomas 16 pass from Brees (Hartley kick) (11:41)				
Ind	— Addai 4 run (Stover kick) (6:15)				
NO	— FG Hartley 47 (2:01)				
NO	— Shockey 2 pass from Brees (Moore pass from Brees) (5:42)				
NO	— Porter 74 interception return (Hartley kick) (3:12)				

SUPER BOWL XLIII

Raymond James Stadium, Tampa, Florida
February 1, 2009, Attendance: 70,774
PITTSBURGH 27, ARIZONA 23—Antonio Holmes caught a 6-yard touchdown pass in the back right corner of the end zone with 35 seconds left as the Steelers rallied to win their record sixth Super Bowl title. Holmes' touchdown grab averted what would have been the largest comeback in Super Bowl history, as the Cardinals had scored 16

SUPER BOWL SUMMARIES

unanswered points in the fourth quarter. The Steelers began the game with a long drive. Ben Roethlisberger had a 1-yard touchdown run overturned by replay, and the Steelers overtook for Jeff Reed's 18-yard field goal. Holmes' 25-yard catch began the next drive, and Gary Russell capped it with a 1-yard run for a 10-0 lead. Arizona responded immediately as Kurt Warner completed a 45-yard pass to Anquan Boldin to set up Ben Patrick's touchdown catch. Karlos Dansby's interception at the Steelers' 34 with 2:00 left in the half gave the Cardinals the opportunity to take the lead. On first-and-goal from the Steelers' 1 with 18 seconds left in the half, James Harrison stepped in front of Warner's quick-slant pass intended for Boldin. Harrison deftly maneuvered down the right sideline and raced 100 yards for a touchdown, barely breaking the plane as Steve Breaston and Larry Fitzgerald attempted to corral him. Harrison's return ended the half, was the longest play in Super Bowl history, and gave the Steelers a 17-7 lead. The Steelers utilized a 16-play, 79-yard drive in the third quarter that consumed 8:39 off the clock. The Steelers had six offensive snaps inside the Cardinals 10-yard line, but settled for Reed's 21-yard field goal and 20-7 lead. With 11:30 to play and on their own 13-yard line, the Cardinals went to a no-huddle offense and Warner completed all eight of his pass attempts, including four to Fitzgerald, capped by his leaping 1-yard catch on third-and-goal to pull the Cardinals within 20-14 with 7:33 to play. With 3:34 remaining, the Cardinals, faced with fourth-and-20 at the Steelers' 36, punted. Ben Graham's punt was downed by Mike Adams at the 2-yard line. A penalty pushed the Steelers back to the 1-yard line, and on third-and-10, Justin Hartwig was penalized for holding in the end zone. The safety cut the lead to 20-16 with 2:58 to play. Two plays later, Warner hit Fitzgerald with a short pass over the middle, and Fitzgerald raced untouched for a 64-yard touchdown and 23-20 lead with 2:37 remaining. The Steelers began on their own 22-yard line, but a holding penalty pushed them back to their 12. On third-and-6 from their own 26 with 1:56 to play, Roethlisberger connected with Holmes on a 13-yard pass play. On second-and-6 from the Cardinals' 46 with 1:02 to play, Roethlisberger found Holmes with a pass on the right side. Holmes slipped past one defender before being tackled at the 6-yard line. On second-and-goal, Roethlisberger's pass to the back right corner appeared high, but Holmes stretched high, kept both toes on the ground, and held on to the ball despite Aaron Francisco's tight coverage. The touchdown capped an 8-play, 78-yard drive in 2:02, with the last eight plays covering 88 yards following the holding call. Warner completed a 20-yard pass to Fitzgerald and 13-yard pass to J.J. Arrington to reach the Steelers' 44 with 15 seconds left. On the next play, Warner was sacked by LaMarr Woodley. Brett Keisel recovered the ball at

the Steelers' 43 with five seconds left to clinch the victory. Roethlisberger was 21 of 30 for 256 yards and 1 touchdown, with 1 interception. Holmes had 9 receptions for 131 yards and was the game's most valuable player. Woodley had his fourth consecutive 2-sack postseason game, extending his record. Warner was 31 of 43 for 377 yards and 3 touchdowns, with 1 interception. In three career Super Bowl games, Warner has the three highest passing-yardage totals in Super Bowl history. Fitzgerald had 7 receptions for 127 yards. Darnell Dockett tied Reggie White's Super Bowl record with 3 sacks.

Pittsburgh (AFC)	3	14	3	7	—	27
Arizona (NFC)	0	7	0	16	—	23
Pitt	—	FG Reed	18	(9:45)		
Pitt	—	Russell	1 run	(Reed kick)		
				(14:01)		
Ariz	—	Patrick	1 pass	from Warner		
				(Rackers kick)		(8:34)
Pitt	—	Harrison	100	interception return		
				(Reed kick)		(0:00)
Pitt	—	FG Reed	21	(2:11)		
Ariz	—	Fitzgerald	1 pass	from Warner		
				(Rackers kick)		(7:33)
Ariz	—	Safety, Hartwig	penalized for	holding in end zone		(2:58)
Ariz	—	Fitzgerald	64	pass from Warner		
				(Rackers kick)		(2:37)
Pitt	—	Holmes	6	pass from Roethlisberger		
				(Reed kick)		(0:35)

SUPER BOWL XLII

University of Phoenix Stadium, Glendale, Arizona
February 3, 2008, Attendance: 71,101

N.Y. GIANTS 17, NEW ENGLAND 14—Eli Manning completed a 13-yard touchdown pass to Plaxico Burress with 35 seconds remaining as the Giants outlasted the previously undefeated Patriots. The Giants won their first Super Bowl in 17 years, and their third overall, while the Patriots joined the 1934 and 1942 Chicago Bears as the only teams to go undefeated in the regular season but lose their championship game. The Giants opened the game with a 16-play, 63-yard drive that resulted in Lawrence Tynes' 32-yard field goal with 5:01 left in the first quarter. It was the longest game-opening drive in Super Bowl history. The Patriots responded as Laurence Maroney's 43-yard kickoff return sparked a 56-yard drive, capped by Maroney's 1-yard touchdown run to begin the second quarter. The Giants drove to the Patriots' 14 on their next possession, but Ellis Hobbs intercepted Manning's deflected pass to stymie the drive. The Giants had the last scoring opportunity of the half, but Ahmad Bradshaw was flagged 10 yards for illegally batting forward a fumble, which took the Giants out of field-goal range. The Patriots drove to the Giants' 25 to begin the third quarter, but on third down Michael Strahan sacked Tom Brady for a 6-yard loss. On fourth-and-13 from the Giants' 31, Brady attempted a deep pass that sailed out of the end zone. With 14:52 to play beginning from their own 20-yard

line, Manning connected on a 45-yard pass over the middle to Kevin Boss. Moments later Steve Smith caught a 17-yard pass on third-and-4, and two plays later Manning found David Tyree open over the middle for a 5-yard touchdown for a 10-7 lead with 11:05 to play. After an exchange of punts, the Patriots took possession on their own 20-yard-line with 7:54 to play. Brady completed 8 of 11 passes on the 80-yard drive, none for more than 13 yards, capped by Randy Moss' 6-yard touchdown catch on third-and-goal with 2:42 to play. The Giants and Manning took possession on their own 17-yard-line with 2:39 left. Manning completed an 11-yard pass to Amani Toomer, and four plays later Brandon Jacobs gained 2 yards on fourth-and-1. Three plays later, faced with third-and-5 from their own 44 with 1:15 remaining, Manning dropped back to pass. He escaped the simultaneous grasps of Jarvis Green and Richard Seymour, spun away and then launched a pass deep down field. Tyree and Rodney Harrison both leapt for the ball, and Tyree caught the ball in midair and cradled it against his helmet while falling to the ground with Harrison draped all over him. The 32-yard reception to the Patriots' 24 gave the Giants a chance, and Smith's 12-yard catch on third-and-11 moments later put the ball at the Patriots' 13. On the next play, Burress caught a fade pass from Manning with 35 seconds left. The Patriots started from their own 26 with 29 seconds remaining, and on second down Jay Alford sacked Brady for a 10-yard loss. Brady's final two long pass attempts to Moss fell incomplete. Manning was 19 of 34 or 255 yards and 2 touchdowns, with 1 interception, and was named the game's most valuable player, one year after his brother, Peyton, won the award for the Colts. Brady was 29 of 48 for 266 yards and 1 touchdown. Wes Welker had 11 catches, which tied a Super Bowl record, for 103 yards.

SUPER BOWL XLI

Dolphin Stadium, South Florida

February 4, 2007, Attendance: 74,512

INDIANAPOLIS 29, CHICAGO 17—Peyton Manning passed for 247 yards and 1 touchdown as the Colts won their first Super Bowl in 36 years. The Colts outgained the Bears 430-265 in total yards and maintained a 38:04-21:56 edge in time of possession. Devin Hester opened the game with a 92-yard kickoff return for a touchdown, the first time the Super Bowl began with a touchdown. Two possessions later, on third-and-10, Manning found Reggie Wayne wide open deep down the middle for a 53-yard touchdown to tie the score. A steady rain forced the teams to commit 4 first-quarter turnovers, and Hunter Smith mishandled the snap on the extra point, allowing the Bears to maintain a 7-6 lead. Later in the quarter, Thomas Jones' 52-yard run set up Rex Grossman's short touchdown pass to Muhsin Muhammad for a 14-6 lead. The Colts scored on back-to-back drives to

SUPER BOWL SUMMARIES

begin the second quarter, capped by Dominic Rhodes' 1-yard run, for a 16-14 lead. To begin the second half, the Colts ran 7:34 off the clock with a 13-play, 56-yard drive that culminated with Adam Vinatieri's 24-yard field goal for a 19-14 lead. The teams then exchanged field goals, and the Bears forced a punt. On first-and-10 from the Bears' 38 with 11:59 to play, Grossman's pass intended for Muhammad was thrown high. Kelvin Hayden intercepted the pass, maneuvered up the far sideline while staying inbounds, and raced 56 yards for a touchdown. It was Hayden's first-ever professional interception. Four plays later, Bob Sanders intercepted Grossman's deep pass. The Bears got the ball back twice, but never ran a play across midfield. Manning, who won the Pete Rozelle MVP award, was 25 of 38 for 247 yards and 1 touchdown, with 1 interception. Rhodes carried 21 times for 113 yards. Joseph Addai had 10 receptions for 66 yards. Grossman was 20 of 28 for 165 yards and 1 touchdown, with 2 interceptions. Jones rushed 15 times for 112 yards.

Indianapolis (AFC) 6 10 6 7 — 29

Chicago (NFC) 14 0 3 0 — 17

Chi— Hester 92 kickoff return
(Gould kick) (14:46)

Ind— Wayne 53 pass from Manning
(mishandled hold) (6:50)

Chi— Muhammad 4 pass from
Grossman (Gould kick) (4:34)

Ind— FG Vinatieri 29 (11:17)

Ind— Rhodes 1 run
(Vinatieri kick) (6:09)

Ind— FG Vinatieri 24 (7:26)

Ind— FG Vinatieri 20 (3:16)

Chi— FG Gould 44 (1:14)

Ind— Hayden 56 interception return
(Vinatieri kick) (11:44)

SUPER BOWL XL

Ford Field, Detroit, Michigan

February 5, 2006, Attendance: 68,206

PITTSBURGH 21, SEATTLE 10—at Ford Field, attendance 68,206. The Steelers made three big plays on offense and played a bend-but-don't-break defense to win their record-tying fifth Super Bowl title. The Seahawks lost despite winning the turnover battle (2-1), having more total yards (396-339), and consuming more of the clock (33:02-26:58). The Seahawks crossed midfield on 9 of their 12 possessions, but scored just twice. Late in the first quarter, Darrell Jackson's 16-yard touchdown catch was nullified by pass interference. The Seahawks settled for Josh Brown's 47-yard field goal. With 3:58 left in the second quarter, faced with third-and-28 from the Seahawks' 40, Ben Roethlisberger eluded the rush, rolled left and threw a deep pass across field. Hines Ward outleaped Michael Boulware at the 3-yard line for a 37-yard pass play. Two plays later, on a broken play, Roethlisberger dove over left tackle and reached the goal line for a touchdown. The Seahawks reached the Steelers' 40 with 54 seconds left, but Matt Hasselbeck's third-and-6 pass fell incom-

plete and Brown's 54-yard field-goal attempt sailed wide right. On the second play of the second half, Willie Parker set a Super Bowl record with his 75-yard touchdown run over right tackle. Brown's 50-yard field-goal attempt sailed wide left on the next possession, and the Steelers drove to the Seahawks' 7. On third-and-6, Roethlisberger's pass to the right flat was intercepted by Kelly Herndon, who returned the ball a Super Bowl-record 76 yards to the Steelers' 20. Three plays later, Jerramy Stevens caught Hasselbeck's 16-yard touchdown pass to cut the deficit to 14-10 with 6:45 left in the third quarter. Early in the fourth quarter, the Seahawks drove to the Steelers' 19. On first down, Stevens caught an 18-yard pass, but a holding penalty nullified the catch and Ike Taylor intercepted Hasselbeck's pass a few plays later. Three plays later, Parker took a handoff and gave the ball to Antwaan Randle El on a reverse. Rolling to his right, Randle El fired a perfect 43-yard touchdown pass to Ward for a 21-10 lead with 8:56 to play. The Seahawks punted and then did not get the ball back until there was 1:51 remaining. Seattle reached the Steelers' 26 with 35 seconds left. From the Steelers' 23, Hasselbeck's fourth-and-7 pass to Stevens fell incomplete at the 2-yard line with three seconds remaining. Roethlisberger, who became the youngest quarterback to win the Super Bowl, was 9 of 21 for 123 yards, with 2 interceptions. Ward had 5 catches for 123 yards to earn the Pete Rozelle Trophy as the game's most valuable player. Hasselbeck was 26 of 49 for 273 yards and 1 touchdown, with 1 interception.

Seattle (NFC) 3 0 7 0 — 10

Pittsburgh (AFC) 0 7 7 7 — 21

Sea— FG J. Brown 47 (0:22)

Pitt— Roethlisberger 1 run
(Reed kick) (1:55)

Pitt— Parker 75 run
(Reed kick) (14:38)

Sea— Stevens 16 pass from
Hasselbeck

(J. Brown kick) (6:45)

Pitt— Ward 43 pass from Randle El

(Reed kick) (8:56)

SUPER BOWL XXXIX

Alltel Stadium, Jacksonville, Florida

February 6, 2005, Attendance: 78,125

NEW ENGLAND 24, PHILADELPHIA 21—Deion Branch had 11 receptions for 133 yards and the Patriots' defense forced 4 turnovers en route to becoming the eighth team to post consecutive Super Bowl titles. The Patriots matched the Dallas Cowboys (XXVII, XXVIII, and XXX) as the only team with three Super Bowl victories in the span of four seasons. The Eagles threatened first, driving to the Patriots' 8 late in the first quarter. On first down, Mike Vrabel sacked the Eagles' Donovan McNabb for a 16-yard loss and, after a penalty overturned an interception, Rodney Harrison stepped in front of a pass for an interception at the Eagles' 4.

Early in the second quarter the Eagles drove 81 yards, keyed by Todd Pinkston's 40-yard catch, and capped by McNabb's 6-yard touchdown pass to L.J. Smith on third-and-goal for a 7-0 lead. The Patriots responded by driving to the Eagles' 4, but Tom Brady fumbled on a fake handoff attempt and Darwin Walker recovered. Later in the quarter, a 29-yard punt by Dirk Johnson allowed the Patriots to drive just 37 yards, keyed by Branch's 7-yard catch on third-and-3, and capped by Brady's pass to David Givens on the right side of the end zone to tie the game with 1:10 left in the half. New England began the second half with a 9-play, 69-yard drive, including 4 receptions, 2 on third down, by Branch, and capped by Vrabel's 2-yard catch. The Eagles put together a 10-play, 74-yard drive later in the third quarter, keyed by Brian Westbrook's 4-yard catch on third-and-3, and followed on the next play by his 10-yard touchdown catch to tie the game. On the ensuing drive, Kevin Faulk caught screen passes of 13 and 14 yards, and had a 12-yard run, and Corey Dillon capped the possession with a 2-yard run with 13:44 remaining for a 21-14 lead. The Patriots' defense forced a three-and-out, and Branch's 19-yard catch set up Adam Vinatieri's 22-yard field goal with 8:40 to play. Tedy Bruschi intercepted McNabb's pass at the Patriots' 24 with 7:20 remaining. The Eagles forced a punt and, beginning at their own 21 with 5:40 to play, needed 13 plays to drive 79 yards, capped by McNabb's 30-yard touchdown pass on a post-pattern to Greg Lewis with 1:48 to play. Christian Fauria recovered the onside kick, but the Eagles' defense forced a punt. Dexter Reid downed Josh Miller's 32-yard punt at the Eagles' 4 with 46 seconds left, and Harrison intercepted McNabb's pass three plays later to clinch the title. Brady was 23 of 33 for 236 yards and 2 touchdowns. Branch earned MVP honors with his Super Bowl-record-tying 11 catches. McNabb was 30 of 51 for 357 yards and 3 touchdowns, with 3 interceptions. Terrell Owens had 9 receptions for 122 yards.

New England (AFC) 0 7 7 10 — 24

Philadelphia (NFC) 0 7 7 7 — 21

Phil— Smith 6 pass from McNabb
(Akers kick) (9:55)

NE— Givens 4 pass from Brady
(Vinatieri kick) (1:10)

NE— Vrabel 2 pass from Brady
(Vinatieri kick) (11:04)

Phil— Westbrook 10 pass from
McNabb (Akers kick) (3:35)

NE— Dillon 2 run (Vinatieri kick)
(13:44)

NE— FG Vinatieri 22 (8:40)

Phil— G. Lewis 30 pass from McNabb
(Akers kick) (1:48)

SUPER BOWL XXXVIII

Reliant Stadium, Houston, Texas

February 1, 2004, Attendance: 71,525

NEW ENGLAND 32, CAROLINA 29—

Adam Vinatieri kicked a 41-yard field goal with four seconds remaining as the Patriots

SUPER BOWL SUMMARIES

won their second Super Bowl in three seasons. While it took a Super Bowl-record 26 minutes and 55 seconds for the first points to be scored, the teams combined for 868 yards (481 by New England) and the game also featured the highest scoring quarter (combined 37 points in the fourth). Vinatieri missed a 31-yard field goal on the Patriots' first possession, and had a 36-yard attempt blocked by Shane Burton with 6:00 left in the second quarter. But three plays later, Mike Vrabel sacked Jake Delhomme and forced him to fumble. Richard Seymour recovered at the Panthers' 20, and a 12-yard scramble by Tom Brady on third-and-7 set up his 5-yard touchdown pass to Deion Branch with 3:05 left in the first half. The Panthers responded with an 8-play, 95-yard drive capped by Delhomme's 39-yard perfectly placed touchdown pass to Steve Smith with 1:07 left in the half. Delhomme beat the blitz by lofting the pass deep down the left sideline. Brady's 52-yard pass to Branch with 37 seconds left in the half set up David Givens' 5-yard touchdown catch with 18 seconds left. New England squibbed the ensuing kickoff and Kris Mangum returned it 12 yards to the Panthers' 47. A 21-yard run by Stephen Davis set up John Kasay's 50-yard field goal as the half expired for a 14-10 New England lead. Neither team scored in the third quarter, but Antowain Smith's 2-yard touchdown run two plays into the final quarter capped a 71-yard drive and gave the Patriots a 21-10 lead. Undaunted, Carolina scored on its next two possessions. First, Delhomme completed passes of 18 and 22 yards to Smith to set up DeShaun Foster's 33-yard touchdown run to cut the deficit to 21-16 with 12:39 to play. Carolina went for the 2-point conversion, but Delhomme's pass was incomplete. New England marched to the Panthers' 9 with the ensuing kickoff, but Reggie Howard intercepted Brady's third-and-goal pass in the end zone. Two plays later, Delhomme rolled left and fired a Super Bowl-record 85-yard touchdown pass to Muhammad for a 22-21 lead with 6:53 left. Once again, the Panthers went for 2 points and Delhomme's pass was incomplete. New England drove 68 yards on its next possession, with Givens catching a 25-yard pass and 18-yard pass on third-and-9, to set up Brady's 1-yard touchdown pass to Vrabel, who was lined up as a tight end. A direct snap to Kevin Faulk resulted in a 2-point conversion for a 29-22 lead with 2:51 left. Delhomme completed passes of 19 yards to Muhammad and 31 yards to Ricky Proehl before finding Proehl from 12 yards with the tying touchdown with 1:08 remaining. Kasay's ensuing kickoff went out of bounds, giving New England the ball at their own 40. Five plays later, faced with third-and-3 from the Panthers' 40 with 14 seconds left, Brady fired a 17-yard pass to Branch to set up Vinatieri's Super Bowl-winning 41-yard field goal. Brady, who was named the Super Bowl most valuable player for the second time in his career, was 32 of 48 for 354

yards and 3 touchdowns, with 1 interception. Branch had 10 receptions for 143 yards. Delhomme was 16 of 33 for 323 yards and 3 touchdowns, and Muhammad had 4 catches for 140 yards.

Carolina (NFC)	0	10	0	19	—	29
New England (AFC)	0	14	0	18	—	32
NE —	Branch	5	pass from Brady	(Vinatieri kick)	(3:05)	
Car —	Smith	39	pass from Delhomme	(Kasay kick)	(1:07)	
NE —	Givens	5	pass from Brady	(Vinatieri kick)	(0:18)	
Car —	FG Kasay	50	(0:00)			
NE —	Smith	2	run (Vinatieri kick)	(14:49)		
Car —	Foster	33	run (pass failed)	(12:39)		
Car —	Muhammad	85	pass from Delhomme	(pass failed)	(6:53)	
NE —	Vrabel	1	pass from Brady	(Faulk run)	(2:51)	
Car —	Proehl	12	pass from Delhomme	(Kasay kick)	(1:08)	
NE —	FG Vinatieri	41	(0:04)			

SUPER BOWL XXXVII

Qualcomm Stadium, San Diego, CA
January 26, 2003, Attendance: 67,603

TAMPA BAY 48, OAKLAND 21—The Buccaneers' defense intercepted 5 passes, 3 of which were returned for touchdowns, and recorded 5 sacks as Tampa Bay scored 34 unanswered points en route to its first Super Bowl victory. Charles Woodson intercepted Brad Johnson three plays into the game to give Oakland the ball at the Buccaneers' 36. But Simeon Rice sacked Rich Gannon on third down to force the Raiders to settle for Sebastian Janikowski's 40-yard field goal. On their next nine possessions, the Raiders registered just 2 first downs and did not run a play inside the Buccaneers' 40 as Tampa Bay scored the next 34 points. The Buccaneers answered Janikowski's field goal with Martin Gramatica's 31-yard boot to tie the game. An interception by Dexter Jackson set up Gramatica's go-ahead field goal early in the second quarter. Midway through the second quarter, a 25-yard punt return by Karl Williams and a 19-yard run by Michael Pittman led to Mike Alstott's 2-yard touchdown run. Late in the half, the Buccaneers drove 77 yards, aided by 3 defensive penalties and pass receptions of 16 and 12 yards by Alstott, to set up Brad Johnson's 5-yard touchdown pass to Keenan McCardell with 30 seconds left in the half, which gave Tampa Bay a 20-3 lead. With their first possession of the second half, the Buccaneers put together a 14-play, 89-yard drive that consumed 7:52 and was culminated by Johnson's 8-yard scoring toss to McCardell. Two plays later, Dwight Smith intercepted Gannon's pass and returned it 44 yards for a touchdown and a 34-3 lead with 4:47 left in the third quarter. Tampa Bay scored 4 touchdowns in a span of 16:37. Jerry Porter's 39-yard touchdown catch in the back of the end zone made it 34-9. Less than three minutes later, Tim Johnson

blocked Tom Tupa's punt. Eric Johnson caught the ball and dove into the end zone for a touchdown to cut the deficit to 34-15 with 14:16 remaining. The Buccaneers drove deep downfield again, but Tupa mishandled the snap for a field-goal attempt, allowing the Raiders to regain possession. Gannon hit Jerry Rice with a 48-yard touchdown pass with 6:06 left to trim the lead to 34-21. A 9-yard pass by Johnson to Alstott on third-and-7 allowed Tampa Bay to take another two minutes off the clock before Tupa punted with 2:44 remaining. On third-and-18 from the Raiders' 29, Derrick Brooks intercepted Gannon's pass and raced 44 yards down the left sideline for a touchdown with 1:18 remaining to give Tampa Bay a commanding 41-21 lead. Smith intercepted a tipped pass and returned it 50 yards for a touchdown with two seconds left to finish the scoring. Johnson was 18 of 34 for 215 yards and 2 touchdowns, with 1 interception. Pittman had 29 carries for 124 yards. Gannon was 24 of 44 for 272 yards and 2 touchdowns, with a Super Bowl record 5 interceptions. Jackson, who had the first 2 interceptions, 1 of which led to the go-ahead field goal, was named the game's most valuable player.

Oakland (AFC)	3	0	6	12	—	21
Tampa Bay (NFC)	3	17	14	14	—	48
Oak —	FG Janikowski	40	(10:40)			
TB —	FG Gramatica	31	(7:51)			
TB —	FG Gramatica	43	(11:16)			
TB —	Alstott	2	run (Gramatica kick)	(6:24)		
TB —	McCardell	5	pass from B. Johnson	(Gramatica kick)	(0:30)	
TB —	McCardell	8	pass from B. Johnson	(Gramatica kick)	(5:30)	
TB —	D. Smith	44	interception return	(Gramatica kick)	(4:47)	
Oak —	Porter	39	pass from Gannon	(pass failed)	(2:14)	
Oak —	E. Johnson	13	return of blocked punt	(pass failed)	(14:16)	
Oak —	Rice	48	pass from Gannon	(pass failed)	(6:06)	
TB —	Brooks	44	interception return	(Gramatica kick)	(1:18)	
TB —	D. Smith	50	interception return	(Gramatica kick)	(0:02)	

SUPER BOWL XXXVI

Louisiana Superdome, New Orleans, LA
February 3, 2002, Attendance: 72,922

NEW ENGLAND 20, ST. LOUIS 17—Adam Vinatieri's 48-yard field goal as time expired gave the New England Patriots their first Super Bowl title. The Rams outgained the Patriots 427-267 in total yards, but the Patriots forced 3 turnovers, which resulted in 17 points, while committing no turnovers. Jeff Wilkins' 50-yard field goal capped a 10-play, 48-yard drive midway through the first quarter to give the Rams a 3-0 lead. The first turnover came with 8:49 left in the second quarter, when Ty Law stepped in front of an out-pattern pass intended for Isaac Bruce and raced 47 yards untouched down the left sideline into the end zone. Late in the first

SUPER BOWL SUMMARIES

half, Kurt Warner completed a 15-yard pass to Ricky Proehl to the Patriots' 40, but Antwan Harris forced Proehl to fumble and Terrell Buckley recovered. Five plays later, Tom Brady's 8-yard touchdown pass to David Patten with 31 seconds left in the quarter gave New England a 14-3 halftime lead. Late in the third quarter, Torry Holt slipped coming off the line of scrimmage, and Otis Smith intercepted Warner's pass and returned it 30 yards to the Rams' 33 to set up Vinatieri's 37-yard field goal and a 17-3 lead. The Rams responded by driving to the Patriots' 3. On fourth-and-goal, Warner scrambled, was tackled by Roman Phifer, and fumbled. Tebucky Jones picked up the ball and raced the length of the field for an apparent touchdown, but the play was negated by Willie McGinest's holding penalty. Warner scored two plays later to trim the deficit to 17-10 with 9:31 left. The Patriots went three and out on their next two possessions, giving the Rams the ball on their 45-yard-line with 1:51 left. Warner completed an 18-yard pass to Az-Zahir Hakim and an 11-yard pass to Yo Murphy before connecting on a 26-yard touchdown pass to Proehl with 1:30 left to tie the game. Operating without any time outs, Brady completed 3 short passes to J.R. Redmond to reach the Patriots' 41 with 33 seconds left. After an incomplete, Brady completed 23- and 16-yard passes to Troy Brown and Jermaine Wiggins, respectively, to reach the Rams' 30, and then spiked the ball with 7 seconds remaining. Vinatieri drilled the 48-yard field-goal attempt, marking the first time in Super Bowl history the game had been won on the final play. Brady, who earned most valuable player honors, was 16 of 27 for 145 yards and 1 touchdown. Warner was 28 of 44 for 365 yards and 1 touchdown, with 2 interceptions.

St. Louis (NFC) 3 0 0 14 — 17
New England (AFC) 0 14 3 3 — 20
 StL — FG Wilkins 50 (3:10)
 NE — Law 47 interception return (Vinatieri kick) (8:49)
 NE — Patten 8 pass from Brady (Vinatieri kick) (0:31)
 NE — FG Vinatieri 37 (1:18)
 StL — Warner 2 run (Wilkins kick) (9:31)
 StL — Proehl 26 pass from Warner (Wilkins kick) (1:30)
 NE — FG Vinatieri 48 (0:00)

SUPER BOWL XXXV

Raymond James Stadium, Tampa Bay, Florida
 January 28, 2001, Attendance: 71,921

BALTIMORE 34, N.Y. GIANTS 7—The Ravens' defense completed a dominating season by permitting just 152 yards, forcing 5 turnovers, recording 4 sacks, and not allowing an offensive touchdown en route to the franchise's first Super Bowl victory. Jermaine Lewis' punt return into Giants' territory midway through the first quarter was followed two plays later by Trent Dilfer's 38-yard touchdown pass to Brandon Stokley, which gave the Ravens a 7-0 lead. Early in

the second quarter, Jessie Armstead intercepted a short pass by Dilfer and returned it 43 yards for a touchdown, but the play was nullified by a penalty. Dilfer's 36-yard pass to Qadry Ismail in the second quarter set up Matt Stover's 47-yard field goal with 1:48 left in the half. Tiki Barber's 27-yard run gave the Giants their deepest penetration of the game, to the Ravens' 29, but Chris McAlister intercepted Kerry Collins' pass on the next play to preserve a 10-0 lead. In the third quarter, Duane Starks stepped in front of Amani Toomer and intercepted Collins' pass. Starks returned it 49 yards untouched for a 17-0 lead. The Giants immediately cut the lead to 10 points when Ron Dixon returned the ensuing kickoff 97 yards for a touchdown. However, Jermaine Lewis then matched Dixon's kickoff return as he cut across the field and raced 84 yards for a 24-7 lead with 3:13 left in the third quarter. The 3 touchdowns in 36 seconds were a Super Bowl record. The Giants gained just 1 first down on their final four possessions. Jamal Lewis' 3-yard touchdown run midway through the fourth quarter gave Baltimore a 31-7 lead, and Robert Bailey recovered Dixon's fumble on the ensuing kickoff return to set up Stover's 34-yard field goal with 5:27 remaining to finish the scoring. Dilfer completed 12 of 25 passes for 153 yards and 1 touchdown. Jamal Lewis had 27 carries for 102 yards. Collins was 15 of 39 for 112 yards, with 4 interceptions. Ray Lewis was named Super Bowl most valuable player.

Baltimore (AFC) 7 3 14 10 — 34

N.Y. Giants (NFC) 0 0 7 0 — 7

Balt — Stokley 38 pass from Dilfer (Stover kick) (6:50)
 Balt — FG Stover 47 (1:41)
 Balt — Starks 49 interception return (Stover kick) (3:49)
 NYG — Dixon 97 kickoff return (Daluiso kick) (3:31)
 Balt — Je. Lewis 84 kickoff return (Stover kick) (3:13)
 Balt — Ja. Lewis 3 run (Stover kick) (8:45)
 Balt — FG Stover 34 (5:27)

SUPER BOWL XXXIV

Georgia Dome, Atlanta, Georgia
 January 30, 2000, Attendance: 72,625

ST. LOUIS 23, TENNESSEE 16—Mike Jones tackled Kevin Dyson at the 1-yard line as time expired, preserving the Rams' first-ever Super Bowl title. The Rams drove inside the Titans' 20 with each of their first six possessions, but compiled just 3 field goals and 1 touchdown to take a 16-0 lead. Holder Mike Horan's bobbled snap averted a 35-yard field-goal attempt to conclude the Rams' first drive. The Titans responded with a 42-yard drive, their longest of the half, but Al Del Greco missed a 47-yard attempt. Jeff Wilkins added 3 field goals and missed a 34-yard attempt while the Titans did not threaten the rest of the half, giving the Rams a 9-0 lead at intermission despite out-gaining the Titans in total yards (294-89).

Tennessee drove 43 yards with the second half's opening kickoff, but Todd Lyght blocked Del Greco's 47-yard attempt to keep the Titans off the board. Kurt Warner's 31-yard pass to Isaac Bruce keyed the ensuing drive that was capped by Warner's 9-yard touchdown pass to Torry Holt with 7:20 left in the third quarter to give the Rams a 16-0 lead. The Titans responded with touchdown drives in excess of seven minutes on each of their next two possessions. Steve McNair's 23-yard scramble set up Eddie George's 1-yard run in the final minute of the third quarter. McNair's 2-point conversion pass to Frank Wycheck was incomplete, but the Titans' defense forced a punt and the offense drove 79 yards in 13 plays, highlighted by 21-yard passes from McNair to Isaac Byrd and Jackie Harris, and capped by George's 2-yard run to cut the deficit to 16-13 with 7:21 remaining. The Rams once again failed to get a first down, and following a punt, the Titans needed just 28 yards to set up Del Greco's game-tying 43-yard kick with 2:12 left. On the next play from scrimmage, Warner fired a deep pass down the right sideline to Bruce, who caught the ball at the Titans' 38, cut toward the inside, and outran the defense to the end zone to give the Rams a 23-16 lead with 1:54 left. The Titans drove downfield, and McNair avoided a sack and completed a 16-yard pass to Kevin Dyson at the Rams' 10 with six seconds remaining. With no timeouts, McNair attempted a quick pass to a slanting Dyson, who caught the ball in stride at the Rams' 3. However, Jones reacted quickly and stepped up to tackle Dyson at the 1-yard line as time expired. Warner, who was named the game's most valuable player, was 24 of 45 for a Super Bowl-record 414 yards and 2 touchdowns. Bruce had 6 catches for 162 yards, and Holt had 7 for 109 yards. McNair was 22 of 36 for 214 yards. The Titans were the first team in Super Bowl history to come back from a 16-point deficit.

St. Louis (NFC) 3 6 7 7 — 23

Tennessee (AFC) 0 0 6 10 — 16

StL — FG Wilkins 27 (3:00)
 StL — FG Wilkins 29 (4:16)
 StL — FG Wilkins 28 (0:15)
 StL — Holt 9 pass from Warner (Wilkins kick) (3:59)
 Tenn — George 1 run (pass failed) (0:14)
 Tenn — George 2 run (Del Greco kick) (7:21)
 Tenn — FG Del Greco 43 (2:12)
 StL — Bruce 73 pass from Warner (Wilkins kick) (1:54)

SUPER BOWL XXXIII

Pro Player Stadium, South Florida
 January 31, 1999, Attendance: 74,803

DENVER 34, ATLANTA 19—John Elway, in his last game, passed for 336 yards and ran for a touchdown to earn most valuable player honors as the Broncos became the first AFC team to win consecutive Super Bowls since the Steelers won XIII and XIV. A 25-

SUPER BOWL SUMMARIES

yard pass interference penalty on Ray Crockett assisted the Falcons' nine-play, 48-yard game-opening drive that was capped by Morten Andersen's 32-yard field goal. Elway's 41-yard pass to Rod Smith kept alive Denver's ensuing drive and led to Howard Griffith's 1-yard touchdown run. Ronnie Bradford's interception and return to the Broncos' 35 late in the first quarter gave Atlanta excellent field position. However, Jamal Anderson was stopped for no gain on third-and-1 and thrown for a 2-yard loss on fourth down. Denver capitalized on its defensive effort with Jason Elam's 26-yard field goal. The Falcons responded by driving to the Broncos' 8, but Andersen's 26-yard field-goal attempt sailed wide right and on the next play, Elway fired an 80-yard touchdown pass to Smith to turn a possible 10-6 game into a 17-3 Broncos lead. Andersen's 28-yard field goal and 2 misses by Elam on the Broncos' first two second-half possessions gave Atlanta an opportunity to climb back into the game. However, Darrien Gordon dashed the Falcons' hopes with interceptions on consecutive possessions inside the Broncos' 20 to stop drives and set up Broncos touchdowns. Gordon returned the first interception, on a tipped pass, 58 yards to the Falcons' 24 to set up Griffith's second touchdown five plays later, and picked the second pass off at the Broncos' 2 and returned it 50 yards. Terrell Davis turned a short pass into a 39-yard gain, and Elway scored two plays later to give Denver a 31-6 lead. Tim Dwight returned the ensuing kickoff for a touchdown, and, after a field goal by Elam, the Falcons' offense scored with 2:04 remaining on Chandler's 3-yard pass to Terance Mathis. Byron Chamberlain recovered the ensuing onside kick, but Tyrone Braxton recovered Anderson's fumble at the Falcons' 33 with 1:30 remaining to ice the game. The Falcons drove inside the Broncos' 30 seven times, but tallied just 1 touchdown and 2 field goals, throwing 2 interceptions, missing 1 field goal, and turning the ball over 1 time on downs during the other possessions. Elway was 18 of 29 for 336 yards and 1 touchdown, with 1 interception. Davis had 25 carries for 102 yards. Smith had 5 receptions for 152 yards. Chandler was 19 of 35 for 219 yards and 1 touchdown, with 3 interceptions.

Denver (AFC)	7	10	0	17	—	34
Atlanta (NFC)	3	3	0	13	—	19
Atl	— FG Andersen 32 (9:35)					
Den	— Griffith 1 run (Elam kick) (3:55)					
Den	— FG Elam 26 (9:17)					
Den	— R. Smith 80 pass from Elway (Elam kick) (4:54)					
Atl	— FG Andersen 28 (2:25)					
Den	— Griffith 1 run (Elam kick) (14:56)					
Den	— Elway 3 run (Elam kick) (11:20)					
Atl	— Dwight 94 kickoff return (Anderson kick) (11:01)					
Den	— FG Elam 37 (7:08)					
Atl	— Mathis 3 pass from Chandler (pass failed) (2:04)					

SUPER BOWL XXXII

Qualcomm Stadium, San Diego, California
January 25, 1998, Attendance: 68,912

DENVER 31, GREEN BAY 24—Terrell Davis rushed for 157 yards and a Super Bowl-record 3 touchdowns to lead the Broncos to their first NFL championship and break the NFC's streak of Super Bowl victories at 13. The defending Super Bowl champion Packers took the opening kickoff and marched 76 yards in just over four minutes, scoring the first points on Brett Favre's 22-yard touchdown pass to Antonio Freeman. The Broncos responded with a 10-play, 58-yard drive capped by Davis' 1-yard run to tie the game. Tyrone Braxton intercepted Favre two plays later, and John Elway scored on a third-and-goal play to begin the second quarter. Steve Atwater forced Favre to fumble three plays later, and Neil Smith recovered at the Packers' 33. Jason Elam converted a 51-yard field goal, the second longest in Super Bowl history, to give the Broncos a 17-7 lead with 12:21 left in the half. After an exchange of punts, the Packers produced a 17-play, 95-yard drive that consumed 7:26 and finished with Favre's 6-yard touchdown pass to Mark Chmura on third-and-5 with 12 seconds left in the half. Tyrone Williams forced and recovered Davis' fumble at the Broncos' 26 on the first play from scrimmage in the second half. However, the Broncos' defense kept the Packers out of the end zone as Ryan Longwell's 27-yard field goal tied the game with 11:59 left in the third quarter. After another exchange of punts, Elway's 36-yard pass to Ed McCaffrey keyed a 13-play, 92-yard drive capped by Davis' 1-yard touchdown run with 34 seconds left in the third quarter. Tim McKyer recovered Freeman's fumble at the Packers' 22 on the ensuing kickoff return, giving the Broncos a golden opportunity, but Eugene Robinson intercepted Elway's pass in the end zone on the next play. Sparked by Robinson's play, the Packers took just four plays, three on passes to Freeman, to score the tying touchdown with 13:32 remaining. Each defense stiffened, forcing two punts, but the Broncos got great field position following Craig Hentrich's 39-yard punt to the Packers' 49 with 3:27 left and the score tied 24-24. Davis rushed for 2 yards on the first play, but Darrius Holland's 15-yard facemask penalty moved the ball to the Packers' 32. Elway threw a 23-yard pass to Howard Griffith two plays later, and after a holding penalty, Davis rushed 17 yards to the Packers' 1 with 1:47 left. After a timeout, Davis waltzed into the end zone to give Denver a 31-24 lead with 1:45 remaining. Freeman returned the kickoff 22 yards to the Broncos' 30, and Favre completed 22- and 13-yard screen passes to Dorsey Levens to reach the Broncos' 35 with 1:04 left. But after a 4-yard pass to Levens and incompletions to Freeman and Brooks, John Mobley knocked away Favre's pass to Chmura with 32 seconds left to give the Broncos the Vince Lombardi Trophy. Elway was 12 of 22 for 123 yards, with 1 intercep-

tion. Favre was 25 of 42 for 256 yards and 1 touchdown, with 1 interception. Freeman had 9 receptions for 126 yards. Davis was named the game's most valuable player.

Green Bay (NFC)	7	7	3	7	—	24
Denver (AFC)	7	10	7	7	—	31
GB	— Freeman 22 pass from Favre (Longwell kick) (10:58)					
Den	— Davis 1 run (Elam kick) (5:39)					
Den	— Elway 1 run (Elam kick) (14:55)					
Den	— FG Elam 51 (12:21)					
GB	— Chmura 6 pass from Favre (Longwell kick) (0:12)					
GB	— FG Longwell 27 (11:59)					
Den	— Davis 1 run (Elam kick) (0:34)					
GB	— Freeman 13 pass from Favre (Longwell kick) (13:32)					
Den	— Davis 1 run (Elam kick) (1:45)					

SUPER BOWL XXXI

Louisiana Superdome, New Orleans, LA
January 26, 1997, Attendance: 72,301

GREEN BAY 35, NEW ENGLAND 21—Desmond Howard returned a kickoff 99 yards for a touchdown and Brett Favre passed for 2 touchdowns and ran for a score as the Packers won their first Super Bowl in twenty-nine years. Howard, en route to garnering the MVP trophy, equaled a Super Bowl record with 244 total return yards. It was Favre's arm that struck first, as he hit Andre Rison for a 54-yard touchdown pass on the Packers' second play from scrimmage to take a 7-0 lead. Two plays later Doug Evans made a diving interception of Drew Bledsoe's pass at the 28-yard line, setting up Chris Jacke's field goal and giving the Packers a 10-0 lead just 6:18 into the Super Bowl. The Patriots answered with touchdowns on their next two possessions. Craig Newsome's pass interference penalty set up the first touchdown and a 44-yard completion from Bledsoe to Terry Glenn preceding Ben Coates' touchdown gave New England its first and only lead. The 24 combined first quarter points were the most in Super Bowl history. Green Bay struck again 56 seconds into the second quarter as Favre hit Antonio Freeman with a Super Bowl-record 81-yard touchdown bomb. Jacke booted his second field goal on Green Bay's next possession. After a Mike Prior interception, Favre orchestrated a 74-yard, nearly 6-minute drive that concluded with a diving Favre touching the ball against the pylon to give Green Bay a 27-14 half-time lead. Curtis Martin brought the Patriots to within a score by running in from 18 yards out with 3:27 left in the third quarter. But Howard broke the Patriots' spirit by returning the ensuing kickoff a Super Bowl-record 99 yards. Favre found Mark Chmura for the 2-point conversion to finish the scoring. Bledsoe was intercepted twice in the fourth quarter as the Patriots never crossed mid-field in 4 fourth-quarter possessions. Reggie White set a Super Bowl record with 3 sacks. Favre completed 14 of 27 passes for 246 yards, with no interceptions. Bledsoe completed 11 more passes than Favre, but for just 7 more yards, and threw 4 intercep-

SUPER BOWL SUMMARIES

tions.

New England (AFC)	14	0	7	0	—	21
Green Bay (NFC)	10	17	8	0	—	35
GB	—	Rison	54	pass from Favre	(Jacke kick)	(11:28)
GB	—	FG Jacke	37			(8:42)
NE	—	Byars	1	pass from Bledsoe	(Vinatieri kick)	(6:35)
NE	—	Coates	4	pass from Bledsoe	(Vinatieri kick)	(2:33)
GB	—	Freeman	81	pass from Favre	(Jacke kick)	(14:04)
GB	—	FG Jacke	31			(8:15)
GB	—	Favre	2	run (Jacke kick)		(1:11)
NE	—	Martin	18	run (Vinatieri kick)		(3:27)
GB	—	Howard	99	kickoff return	(Chmura pass from Favre)	(3:10)

SUPER BOWL XXX

Sun Devil Stadium, Tempe, Arizona

January 28, 1996, Attendance: 76,347

DALLAS 27, PITTSBURGH 17—Cornerback Larry Brown's 2 interceptions led to 14 second-half points and helped lift the Cowboys to their third Super Bowl victory in the last four seasons and their record-tying fifth title overall. Brown's interceptions foiled the comeback efforts of the Steelers, and earned him the Pete Rozelle Trophy as the game's most valuable player. Dallas scored on each of its first three possessions, taking a 13-0 lead on Troy Aikman's 3-yard touchdown pass to Jay Novacek and a pair of field goals by Chris Boniol. Neil O'Donnell's 6-yard touchdown pass to Yancey Thigpen 13 seconds before halftime pulled Pittsburgh within 6 points, and the Steelers had the ball near midfield midway through the third quarter. But O'Donnell's third-down pass was intercepted by Brown at the Cowboys' 38-yard line, and his 44-yard return carried to Pittsburgh's 18. After Aikman's 17-yard completion to Michael Irvin, Emmitt Smith ran 1 yard for the touchdown that put Dallas ahead again by 13 points. The Steelers rallied, though, behind Norm Johnson's 46-yard field goal, a successful surprise onside kick, and Byron (Bam) Morris' 1-yard touchdown run with 6:36 to play in the game. And when they forced a punt and took possession at their own 32-yard line trailing only 20-17 with 4:15 remaining, it appeared they might have a chance to break the NFC's recent domination in the Super Bowl. But on second down, Brown struck again, intercepting O'Donnell's pass at the 39 and returning it 33 yards to the 6. Two plays later, Smith barreled over from 4 yards out for the clinching touchdown with 3:43 to go. Pittsburgh limited the Cowboys' powerful running game to only 56 yards and enjoyed a whopping 201-61 advantage in total yards in the second half, but could not overcome the 3 interceptions (another came on the game's final play) thrown by O'Donnell, the NFL's career leader for fewest interceptions per pass attempt. In all, O'Donnell completed 28 of 49 passes for 239 yards. Morris rushed for a game-high

73 yards on 19 carries. For Dallas, Aikman completed 15 of 23 pass attempts for 209 yards. The Cowboys' victory was the twelfth in a row for NFC teams over AFC teams in the Super Bowl.

Dallas (NFC)	10	3	7	7	—	27
Pittsburgh (AFC)	0	7	0	10	—	17
Dall	—	FG Boniol	42			(12:05)
Dall	—	Novacek	3	pass from Aikman	(Boniol kick)	(5:23)
Dall	—	FG Boniol	35			(6:03)
Pitt	—	Thigpen	6	pass from O'Donnell	(N. Johnson kick)	(0:13)
Dall	—	E. Smith	1	run (Boniol kick)		(6:42)
Pitt	—	FG N. Johnson	46			(11:20)
Pitt	—	Morris	1	run (N. Johnson kick)		(6:36)
Dall	—	E. Smith	4	run (Boniol kick)		(3:43)

SUPER BOWL XXIX

Joe Robbie Stadium, South Florida

January 29, 1995, Attendance: 74,107

SAN FRANCISCO 49, SAN DIEGO 26—Steve Young passed for a record 6 touchdowns, and the 49ers became the first team to win five Super Bowls when they routed the Chargers. Young, the game's most valuable player, directed an explosive offense that generated 7 touchdowns, 28 first downs, and 455 total yards. He completed 24 of 36 passes for 325 yards, and broke the record of 5 touchdown passes set by former 49ers quarterback Joe Montana in Super Bowl XXIV. San Francisco wasted little time scoring, taking the lead for good on Young's 44-yard touchdown pass to Jerry Rice only three plays and 1:24 into the game. The next time they had the ball, the 49ers marched 79 yards in four plays, taking a 14-0 lead when Young teamed with running back Ricky Watters on a 51-yard touchdown pass with 10:05 still to play in the opening period. San Diego then put together its most impressive possession of the game, a 13-play, 78-yard drive that consumed more than 7 minutes and was capped by Natrone Means' 1-yard touchdown run, to cut its deficit to 14-7 late in the quarter. But San Francisco countered with a 70-yard drive of its own, and Young's 5-yard touchdown pass to fullback William Floyd made it 21-7. Young's fourth touchdown pass of the half, 8 yards to Watters 4:44 before halftime, increased the advantage to 28-7, and the Chargers could get no closer than 18 points after that. Watters, who ran 9 yards for a touchdown in the third quarter, equaled the Super Bowl record with 3 touchdowns. Rice also scored 3 touchdowns (the second time in his career he'd done that in a Super Bowl) while catching 10 passes for 149 yards. He established career records for receptions, yards, and touchdowns in a Super Bowl. Young, who scrambled 21 yards and 15 yards to set up touchdowns in the first half, was the game's leading rusher with 49 yards on 5 carries. San Diego's Means, who rushed for 1,350 yards during

the regular season, was limited to 33 yards on 13 attempts. Chargers quarterback Stan Humphries completed 24 of 49 passes for 275 yards. Rookie Andre Coleman became only the third player in Super Bowl history to return a kickoff for a touchdown, going 98 yards in the third quarter. The 75 points scored by the two teams established another record, breaking the previous mark of 69 set in Dallas' 52-17 victory over Buffalo in XXVII. The 49ers' victory was the eleventh straight for NFC teams over AFC teams in the Super Bowl.

San Diego (AFC)	7	3	8	8	—	26
San Francisco (NFC)	14	14	14	7	—	49
SF	—	Rice	44	pass from S. Young	(Brien kick)	(13:36)
SF	—	Watters	51	pass from S. Young	(Brien kick)	(10:05)
SD	—	Means	1	run (Carney kick)		(2:44)
SF	—	Floyd	5	pass from S. Young	(Brien kick)	(13:02)
SF	—	Watters	8	pass from S. Young	(Brien kick)	(4:44)
SD	—	FG Carney	31			(1:44)
SF	—	Watters	9	run (Brien kick)		(9:35)
SF	—	Rice	15	pass from S. Young	(Brien kick)	(3:18)
SD	—	Coleman	98	kickoff return	(Seay pass from Humphries)	(3:01)
SF	—	Rice	7	pass from S. Young	(Brien kick)	(13:49)
SD	—	Martin	30	pass from Humphries	(Pupunu pass from Humphries)	(2:25)

SUPER BOWL XXVII

Georgia Dome, Atlanta, Georgia

January 30, 1994, Attendance: 72,817

DALLAS 30, BUFFALO 13—Emmitt Smith rushed for 132 yards and 2 second-half touchdowns to power the Cowboys to their second consecutive NFL title. By winning, Dallas joined San Francisco and Pittsburgh as the only franchises with four Super Bowl victories. The Bills, meanwhile, extended a dubious string by losing in the Super Bowl for the fourth consecutive year. To win, the Cowboys had to rally from a 13-6 halftime deficit. Buffalo had forged its lead on Thurman Thomas' 4-yard touchdown run and a pair of field goals by Steve Christie, including a 54-yard kick, the longest in Super Bowl history. But just 55 seconds into the second half, Thomas was stripped of the ball by Dallas defensive tackle Leon Lett. Safety James Washington recovered and weaved his way 46 yards for a touchdown to tie the game at 13-13. After forcing the Bills to punt, the Cowboys began their next possession on their 36-yard line and Smith, the game's most valuable player, took over. He carried 7 times for 61 yards on the ensuing 8-play, 64-yard drive, capping the march with a 15-yard touchdown run to give Dallas the lead for good with 8:42 remaining in the third quarter. Early in the fourth quarter, Washington intercepted Jim Kelly's pass and returned it 12 yards to Buffalo's 34. A

SUPER BOWL SUMMARIES

penalty moved the ball back to the 39, but Smith carried twice for 10 yards and caught a screen pass for 9, and quarterback Troy Aikman completed a 16-yard pass to Alvin Harper to give the Cowboys a first-and-goal at the 6. Smith took it from there, cracking the end zone on fourth-and-goal from the 1 to put Dallas ahead 27-13 with 9:50 remaining. Eddie Murray's third field goal, from 20 yards with 2:50 left, ended any doubt about the game's outcome. Smith had 30 carries in all, with 19 of his attempts and 92 yards coming after intermission. Washington, normally a reserve who played most of the game because the Cowboys used five defensive backs to combat the Bills' No-Huddle offense, had 11 tackles and forced another fumble by Thomas in the first quarter. Aikman completed 19 of 27 passes for 207 yards. Buffalo's Kelly completed a Super Bowl-record 31 passes in 50 attempts for 260 yards. Dallas, the first team in NFL history to begin the regular season 0-2 and go on to win the Super Bowl, also became the fifth to win back-to-back titles, following Green Bay, Miami, Pittsburgh (the Steelers did it twice), and San Francisco. Buffalo became the third team, along with Minnesota and Denver, to lose four Super Bowls. The Cowboys' victory was the tenth in succession for the NFC over the AFC.

Dallas (NFC) 6 0 14 10 — 30
Buffalo (AFC) 3 10 0 0 — 13

Dall — FG Murray 41 (12:41)
 Buff — FG Christie 54 (10:19)
 Dall — FG Murray 24 (3:55)
 Buff — Thomas 4 run (Christie kick) (12:26)
 Buff — FG Christie 28 (0:00)
 Dall — Washington 46 fumble return (Murray kick) (14:05)
 Dall — E. Smith 15 run (Murray kick) (8:42)
 Dall — E. Smith 1 run (Murray kick) (9:50)
 Dall — FG Murray 20 (2:50)

SUPER BOWL XXVII

Rose Bowl, Pasadena, California
 January 31, 1993, Attendance: 98,374

DALLAS 52, BUFFALO 17—Troy Aikman passed for 4 touchdowns, Emmitt Smith rushed for 108 yards, and the Cowboys converted 9 turnovers into 35 points while coasting to the victory. Dallas' win was its third in its record sixth Super Bowl appearance; the Bills became the first team to drop three in succession. Buffalo led 7-0 until the first 2 of its record number of turnovers helped the Cowboys take the lead for good late in the opening quarter. First, Dallas safety James Washington intercepted Jim Kelly's pass and returned it 13 yards to the Bills' 47, setting up Aikman's 23-yard touchdown pass to tight end Jay Novacek with 1:36 remaining in the period. On the next play from scrimmage, Kelly was sacked by Charles Haley and fumbled at the Bills' 2-yard line where the Cowboys' Jimmie Jones picked up the loose ball and ran 2 yards for a touchdown. Dallas, which recovered 5

fumbles and intercepted 4 passes, struck just as quickly late in the first half, when Aikman tossed 19- and 18-yard touchdown passes to Michael Irvin 18 seconds apart to give the Cowboys a 28-10 lead at intermission. The second score was set up when Bills running back Thurman Thomas lost a fumble at his 19-yard line. Buffalo scored for the last time when backup quarterback Frank Reich, playing because Kelly was injured while attempting to pass midway through the second quarter, threw a 40-yard touchdown pass to Don Beebe on the final play of the third period to trim the deficit to 31-17. But Dallas put the game out of reach by scoring three times in a span of 2:33 of the fourth quarter. Aikman, the game's most valuable player, completed 22 of 30 passes for 273 yards. The victory was the ninth in succession for the NFC over the AFC.

Buffalo (AFC) 7 3 7 0 — 17
Dallas (NFC) 14 14 3 21 — 52

Buff — Thomas 2 run (Christie kick) (10:00)
 Dall — Novacek 23 pass from Aikman (Elliott kick) (1:36)
 Dall — J. Jones 2 fumble recovery return (Elliott kick) (1:21)
 Buff — FG Christie 21 (3:24)
 Dall — Irvin 19 pass from Aikman (Elliott kick) (1:54)
 Dall — Irvin 18 pass from Aikman (Elliott kick) (1:36)
 Dall — FG Elliott 20 (8:21)
 Buff — Beebe 40 pass from Reich (Christie kick) (0:00)
 Dall — Harper 45 pass from Aikman (Elliott kick) (10:04)
 Dall — E. Smith 10 run (Elliott kick) (8:12)
 Dall — Norton 9 fumble recovery return (Elliott kick) (7:31)

SUPER BOWL XXVI

Metrodome, Minneapolis, Minnesota
 January 26, 1992, Attendance: 63,130

WASHINGTON 37, BUFFALO 24—Mark Rypien passed for 292 yards and 2 touchdowns as the Redskins overwhelmed the Bills to win their third Super Bowl in the past 10 years. Rypien, the game's most valuable player, completed 18 of 33 passes, including a 10-yard scoring strike to Earnest Byner and a 30-yard touchdown to Gary Clark. The latter came late in the third quarter after Buffalo had trimmed a 24-0 deficit to 24-10, and effectively put the game out of reach. Washington went on to lead by as much as 37-10 before the Bills made it close with a pair of touchdowns in the final six minutes. Though the Redskins struggled early, converting their first three drives inside the Bills' 20-yard line into only 3 points, they built a 17-0 halftime lead. And they made it 24-0 just 16 seconds into the second half, after Kurt Gouveia intercepted Buffalo quarterback Jim Kelly's pass on the first play of the third quarter and returned it 23 yards to the Bills' 2. One play later, Gerald Riggs scored his second touchdown of the game to make it 24-0. Kelly, forced to

bring Buffalo from behind, completed 28 of a Super Bowl-record 58 passes for 275 yards and 2 touchdowns, but was intercepted 4 times. Bills running back Thurman Thomas, who had an AFC-high 1,407 yards rushing and an NFL-best 2,038 total yards from scrimmage during the regular season, ran for only 13 yards on 10 carries and was limited to 27 yards on 4 receptions. Clark had 7 catches for 114 yards and Art Monk added 7 for 113 for the Redskins, who amassed 417 yards of total offense while limiting the explosive Bills to 283. Washington's Joe Gibbs became only the third head coach to win three Super Bowls.

Washington (NFC) 0 17 14 6 — 37
Buffalo (AFC) 0 0 10 14 — 24

Wash — FG Lohmiller 34 (13:02)
 Wash — Byner 10 pass from Rypien (Lohmiller kick) (9:54)
 Wash — Riggs 1 run (Lohmiller kick) (7:17)
 Wash — Riggs 2 run (Lohmiller kick) (14:44)
 Buff — FG Norwood 21 (11:59)
 Buff — Thomas 1 run (Norwood kick) (5:58)
 Wash — Clark 30 pass from Rypien (Lohmiller kick) (1:24)
 Wash — FG Lohmiller 25 (14:54)
 Wash — FG Lohmiller 39 (11:36)
 Buff — Metzelaars 2 pass from Kelly (Norwood kick) (5:59)
 Buff — Beebe 4 pass from Kelly (Norwood kick) (3:55)

SUPER BOWL XXV

Tampa Stadium, Tampa Bay, Florida
 January 27, 1991, Attendance: 73,813

NEW YORK GIANTS 20, BUFFALO 19

The NFC champion New York Giants won their second Super Bowl in five years with a 20-19 victory over AFC titlist Buffalo. New York, employing its ball-control offense, had possession for 40 minutes, 33 seconds, a Super Bowl record. The Bills, who scored 95 points in their previous two playoff games leading to Super Bowl XXV, had the ball for less than eight minutes in the second half and just 19:27 for the game. Fourteen of New York's 73 plays came on its initial drive of the third quarter, which covered 75 yards and consumed a Super Bowl-record 9:29 before running back Ottis Anderson ran 1 yard for a touchdown. Giants quarterback Jeff Hostetler kept the long drive going by converting three third-down plays—an 11-yard pass to running back David Meggett on third-and-eight, a 14-yard toss to wide receiver Mark Ingram on third-and-13, and a 9-yard pass to Howard Cross on third-and-four—to give New York a 17-12 lead in the third quarter. Buffalo jumped to a 12-3 lead midway through the second quarter before Hostetler completed a 14-yard scoring strike to wide receiver Stephen Baker to close the score to 12-10 at halftime. Buffalo's Thurman Thomas ran 31 yards for a touchdown on the opening play of the fourth quarter to help Buffalo recapture the lead 19-17. Matt

SUPER BOWL SUMMARIES

Bahr's 21-yard field goal gave the Giants a 20-19 lead, but Buffalo's Scott Norwood had a chance to win the game with seconds remaining before his 47-yard field-goal attempt sailed wide right. Hostetler completed 20 of 32 passes for 222 yards and 1 touchdown. Anderson rushed 21 times for 102 yards and 1 touchdown to capture most-valuable-player honors. Thomas totaled 190 scrimmage yards, rushing 15 times for 135 yards and catching 5 passes for 55 yards.

Buffalo (AFC) 3 9 0 7 — 19

N.Y. Giants (NFC) 3 7 7 3 — 20

NYG — FG Bahr 28 (7:14)

Buff — FG Norwood 23 (5:51)

Buff — D. Smith 1 run (Norwood kick) (12:30)

Buff — Safety, B. Smith tackled Hostetler in end zone (8:27)

NYG — Baker 14 pass from Hostetler (Bahr kick) (0:25)

NYG — Anderson 1 run (Bahr kick) (5:31)

Buff — Thomas 31 run (Norwood kick) (14:52)

NYG — FG Bahr 21 (7:20)

SUPER BOWL XXIV

Louisiana Superdome, New Orleans, LA
January 28, 1990, Attendance: 72,919

SAN FRANCISCO 55, DENVER 10—NFC titlist San Francisco won its fourth Super Bowl championship with a 55-10 victory over AFC champion Denver. The 49ers, who also won Super Bowls XVI, XIX, and XXIII, tied the Pittsburgh Steelers for most Super Bowl victories. The Steelers captured Super Bowls IX, X, XIII, and XIV. San Francisco's 55 points broke the previous Super Bowl scoring mark of 46 points by Chicago in Super Bowl XX. San Francisco scored touchdowns on four of its six first-half possessions to hold a 27-3 lead at halftime. Interceptions by Michael Walter and Chet Brooks ended the Broncos' first two possessions of the second half. San Francisco quarterback Joe Montana was named the Super Bowl most valuable player for a record third time. Montana completed 22 of 29 passes for 297 yards and a Super Bowl-record 5 touchdowns. Jerry Rice, Super Bowl XXIII most valuable player, caught 7 passes for 148 yards and 3 touchdowns. The 49ers' domination included first downs (28 to 12), net yards (461 to 167), and time of possession (39:31 to 20:29).

San Francisco (NFC) 13 14 14 14 — 55

Denver (AFC) 3 0 7 0 — 10

SF — Rice 20 pass from Montana (Cofer kick) (10:06)

Den — FG Treadwell 42 (6:47)

SF — Jones 7 pass from Montana (kick failed) (0:03)

SF — Rathman 1 run (Cofer kick) (7:15)

SF — Rice 38 pass from Montana (Cofer kick) (0:34)

SF — Rice 28 pass from Montana (Cofer kick) (12:48)

SF — Taylor 35 pass from Montana (Cofer kick) (9:44)

Den — Elway 3 run (Treadwell kick) (6:53)

SF — Rathman 3 run (Cofer kick) (14:57)

SF — Craig 1 run (Cofer kick) (13:47)

SUPER BOWL XXIII

Joe Robbie Stadium, South Florida
January 22, 1989, Attendance: 75,129

SAN FRANCISCO 20, CINCINNATI 16—

NFC champion San Francisco captured its third Super Bowl of the 1980s by defeating AFC champion Cincinnati 20-16. The 49ers, who also won Super Bowls XVI and XIX, became the first NFC team to win three Super Bowls. Pittsburgh, with four Super Bowl titles (IX, X, XIII, and XIV), and the Oakland/Los Angeles Raiders, with three (XI, XV, and XVIII), lead AFC franchises. Even though San Francisco held an advantage in total net yards (453 to 229), the 49ers found themselves trailing the Bengals late in the game. With the score 13-13, Cincinnati took a 16-13 lead on Jim Breech's 40-yard field goal with 3:20 remaining. It was Breech's third field goal of the day, following earlier successes from 34 and 43 yards. The 49ers started their winning drive at their 8-yard line. Over the next 11 plays, San Francisco covered 92 yards with the decisive score coming on a 10-yard pass from quarterback Joe Montana to wide receiver John Taylor with 34 seconds remaining. At halftime, the score was 3-3, the first time in Super Bowl history the game was tied at intermission. After the teams traded third-period field goals, the Bengals jumped ahead 13-6 on Stanford Jennings' 93-yard kickoff return for a touchdown with 34 seconds remaining in the quarter. The 49ers didn't waste any time coming back as they covered 85 yards in four plays, concluding with Montana's 14-yard scoring pass to Jerry Rice 57 seconds into the final stanza. Rice was named the game's most valuable player after compiling 11 catches for a Super Bowl-record 215 yards. Montana completed 23 of 36 passes for a Super Bowl-record 357 yards and 2 touchdowns.

Cincinnati (AFC) 0 3 10 3 — 16

San Francisco (NFC) 3 0 3 14 — 20

SF — FG Cofer 41 (3:14)

Cin — FG Breech 34 (1:15)

Cin — FG Breech 43 (5:39)

SF — FG Cofer 32 (0:50)

Cin — Jennings 93 kickoff return (Breech kick) (0:34)

SF — Rice 14 pass from Montana (Cofer kick) (14:03)

Cin — FG Breech 40 (3:20)

SF — Taylor 10 pass from Montana (Cofer kick) (0:34)

SUPER BOWL XXII

San Diego Jack Murphy Stadium, San Diego, CA
January 31, 1988, Attendance: 73,302

WASHINGTON 42, DENVER 10—NFC champion Washington won Super Bowl XXII and its second NFL championship of the

1980s with a 42-10 decision over AFC champion Denver. The Redskins, who also won Super Bowl XVII, enjoyed a record-setting second quarter en route to the victory. The Broncos broke in front 10-0 when quarterback John Elway threw a 56-yard touchdown pass to wide receiver Ricky Nattiel on the Broncos' first play from scrimmage. Following a Washington punt, Denver's Rich Karlis kicked a 24-yard field goal to cap a seven-play, 61-yard scoring drive. The Redskins then erupted for 35 points on five straight possessions in the second period and coasted thereafter. The 35 points established an NFL postseason mark for most points in a period. Redskins quarterback Doug Williams led the second-period explosion by passing for a Super Bowl record-tying 4 touchdowns, including 80- and 50-yard passes to wide receiver Ricky Sanders, a 27-yard toss to wide receiver Gary Clark, and an 8-yard pass to tight end Clint Didier. Washington scored 5 touchdowns in 18 plays with total time of possession of only 5:47. Overall, Williams completed 18 of 29 passes for 340 yards and was named the game's most valuable player. His pass-yardage total eclipsed the Super Bowl record of 331 yards by Joe Montana of San Francisco in Super Bowl XIX. Sanders ended with 193 yards on 9 catches, breaking the previous Super Bowl yardage record of 161 yards by Lynn Swann of Pittsburgh in Game X. Rookie running back Timmy Smith was the game's leading rusher with 22 carries for a Super Bowl-record 204 yards, breaking the previous mark of 191 yards by Marcus Allen of the Raiders in Game XVIII. Smith also scored twice on runs of 58 and 4 yards. Washington's 6 touchdowns and 602 total yards gained also set Super Bowl records. Redskins cornerback Barry Wilburn had 2 of the team's 3 interceptions, and strong safety Alvin Walton had 2 of Washington's 5 sacks.

Washington (NFC) 0 35 0 7 — 42

Denver (AFC) 10 0 0 0 — 10

Den — Nattiel 56 pass from Elway (Karlis kick) (13:03)

Den — FG Karlis 24 (9:09)

Wash — Sanders 80 pass from Williams (Haji-Sheikh kick) (14:07)

Wash — Clark 27 pass from Williams (Haji-Sheikh kick) (10:15)

Wash — Smith 58 run (Haji-Sheikh kick) (6:27)

Wash — Sanders 50 pass from Williams (Haji-Sheikh kick) (3:42)

Wash — Didier 8 pass from Williams (Haji-Sheikh kick) (1:04)

Wash — Smith 4 run (Haji-Sheikh kick) (13:09)

SUPER BOWL XXI

Rose Bowl, Pasadena, California
January 25, 1987, Attendance: 101,063

NEW YORK GIANTS 39, DENVER 20—

The NFC champion New York Giants captured their first NFL title since 1956 when they downed the AFC champion Denver Broncos 39-20 in Super Bowl XXI. The vic-

SUPER BOWL SUMMARIES

tory marked the NFC's fifth NFL title in the past six seasons. The Broncos, behind the passing of quarterback John Elway, who was 13 of 20 for 187 yards in the first half, held a 10-9 lead at intermission, the narrowest halftime margin in Super Bowl history. Denver's Rich Karlis opened the scoring with a Super Bowl record-tying 48-yard field goal. New York drove 78 yards in nine plays on the next series to take a 7-3 lead on quarterback Phil Simms' 6-yard touchdown pass to tight end Zeke Mowatt. The Broncos came right back with a 58-yard scoring drive on six plays capped by Elway's 4-yard touchdown run. The only scoring in the second period was the sack of Elway in the end zone by defensive end George Martin for a New York safety. The Giants produced a key defensive stand early in the second quarter when the Broncos had a first down at the New York 1-yard line, but failed to score on three running plays and Karlis' 23-yard missed field-goal attempt. The Giants took command of the game in the third period en route to a 30-point second half, the most ever scored in one half of Super Bowl play. New York took the lead for good on tight end Mark Bavaro's 13-yard touchdown catch 4:52 into the third period. The nine-play, 63-yard scoring drive included the successful conversion of a fourth-and-1 play on the New York 46-yard line. Denver was limited to only 2 net yards on 10 offensive plays in the third period. Simms set Super Bowl records for most consecutive completions (10) and highest completion percentage (88 percent on 22 completions in 25 attempts). He also passed for 268 yards and 3 touchdowns and was named the game's most valuable player. New York running back Joe Morris was the game's leading rusher with 20 carries for 67 yards. Denver wide receiver Vance Johnson led all receivers with 5 catches for 121 yards.

Denver (AFC) 10 0 0 10 — 20
N.Y. Giants (NFC) 7 2 17 13 — 39
 Den — FG Karlis 48 (10:51)
 NYG — Mowatt 6 pass from Simms (Allegre kick) (5:27)
 Den — Elway 4 run (Karlis kick) (2:06)
 NYG — Safety, Martin tackled Elway in end zone (2:46)
 NYG — Bavaro 13 pass from Simms (Allegre kick) (10:08)
 NYG — FG Allegre 21 (3:54)
 NYG — Morris 1 run (Allegre kick) (0:24)
 NYG — McConkey 6 pass from Simms (Allegre kick) (10:56)
 Den — FG Karlis 28 (6:01)
 NYG — Anderson 2 run (kick failed) (4:18)
 Den — V. Johnson 47 pass from Elway (Karlis kick) (2:06)

SUPER BOWL XX

Louisiana Superdome, New Orleans, LA
 January 26, 1986, Attendance: 73,818
CHICAGO 46, NEW ENGLAND 10—The NFC champion Chicago Bears, seeking their first NFL title since 1963, scored a

Super Bowl-record 46 points in downing AFC champion New England 46-10 in Super Bowl XX. The previous record for most points in a Super Bowl was 38, shared by San Francisco in XIX and the Los Angeles Raiders in XVIII. The Bears' league-leading defense tied the Super Bowl record for sacks (7) and limited the Patriots to a record-low 7 rushing yards. New England took the quickest lead in Super Bowl history when Tony Franklin kicked a 36-yard field goal with 1:19 elapsed in the first period. The score came about because of Larry McGrew's fumble recovery at the Chicago 19-yard line. However, the Bears rebounded for a 23-3 first-half lead, while building a yardage advantage of 236 total yards to New England's minus 19. Running back Matt Suhey rushed 8 times for 37 yards, including an 11-yard touchdown run, and caught 1 pass for 24 yards in the first half. After the Patriot's first drive of the second half ended with a punt to the Bears' 4-yard line, Chicago marched 96 yards in nine plays with quarterback Jim McMahon's 1-yard scoring run capping the drive. McMahon became the first quarterback in Super Bowl history to rush for a pair of touchdowns. The Bears completed their scoring via a 28-yard interception return by reserve cornerback Reggie Phillips, a 1-yard run by defensive tackle/fullback William Perry, and a safety when defensive end Henry Waechter tackled Patriots quarterback Steve Grogan in the end zone. Bears defensive end Richard Dent became the fourth defender to be named the game's most valuable player after contributing 1.5 sacks. The Bears' victory margin of 36 points was the largest in Super Bowl history, bettering the previous mark of 29 by the Los Angeles Raiders when they topped Washington 38-9 in Game XVIII. McMahon completed 12 of 20 passes for 256 yards before leaving the game in the fourth period with a wrist injury. The NFL's all-time leading rusher, Bears running back Walter Payton, carried 22 times for 61 yards. Wide receiver Willie Gault caught 4 passes for 129 yards, the fourth-most receiving yards in a Super Bowl. Chicago coach Mike Ditka became the second man (Tom Flores of Raiders was the other) to win a Super Bowl ring as a player and as a coach.

Chicago (NFC) 13 10 21 2 — 46
New England (AFC) 3 0 0 7 — 10
 NE — FG Franklin 36 (13:41)
 Chi — FG Butler 28 (9:20)
 Chi — FG Butler 24 (1:26)
 Chi — Suhey 11 run (Butler kick) (0:23)
 Chi — McMahon 2 run (Butler kick) (7:24)
 Chi — FG Butler 24 (0:00)
 Chi — McMahon 1 run (Butler kick) (7:22)
 Chi — Phillips 28 interception return (Butler kick) (6:16)
 Chi — Perry 1 run (Butler kick) (3:22)
 NE — Fryar 8 pass from Grogan (Franklin kick) (13:14)

Chi — Safety, Waechter tackled Grogan in end zone (5:36)

SUPER BOWL XIX

Stanford Stadium, Stanford, California
 January 20, 1985, Attendance: 84,059
SAN FRANCISCO 38, MIAMI 16—The San Francisco 49ers captured their second Super Bowl title with a dominating offense and a defense that tamed Miami's explosive passing attack. The Dolphins held a 10-7 lead at the end of the first period, which represented the most points scored by two teams in an opening quarter of a Super Bowl. However, the 49ers used excellent field position in the second period to build a 28-16 halftime lead. Running back Roger Craig set a Super Bowl record by scoring 3 touchdowns on pass receptions of 8 and 16 yards and a run of 2 yards. San Francisco's Joe Montana was voted the game's most valuable player. He joined Green Bay's Bart Starr and Pittsburgh's Terry Bradshaw as the only two-time Super Bowl most valuable players. Montana completed 24 of 35 passes for a Super Bowl-record 331 yards and 3 touchdowns, and rushed 5 times for 59 yards, including a 6-yard touchdown. Craig had 58 yards on 15 carries and caught 7 passes for 77 yards. Wendell Tyler rushed 13 times for 65 yards and had 4 catches for 70 yards. Dwight Clark had 6 receptions for 77 yards, while Russ Francis had 5 for 60. San Francisco's 537 total net yards bettered the previous Super Bowl record of 429 yards by Oakland in Super Bowl XI. The 49ers also held a time of possession advantage over the Dolphins of 37:11 to 22:49.

Miami (AFC) 10 6 0 0 — 16
San Francisco (NFC) 7 21 10 0 — 38
 Mia — FG von Schamann 37 (7:24)
 SF — Monroe 33 pass from Montana (Wersching kick) (3:12)
 Mia — D. Johnson 2 pass from Marino (von Schamann kick) (0:45)
 SF — Craig 8 pass from Montana (Wersching kick) (11:34)
 SF — Montana 6 run (Wersching kick) (6:58)
 SF — Craig 2 run (Wersching kick) (2:05)
 Mia — FG von Schamann 31 (0:12)
 Mia — FG von Schamann 30 (0:00)
 SF — FG Wersching 27 (10:12)
 SF — Craig 16 pass from Montana (Wersching kick) (6:18)

SUPER BOWL XVIII

Tampa Stadium, Tampa Bay, Florida
 January 22, 1984, Attendance: 72,920
LOS ANGELES RAIDERS 38, WASHINGTON 9—The Los Angeles Raiders dominated the Washington Redskins from the beginning in Super Bowl XVIII and achieved the most lopsided victory in Super Bowl history, surpassing Green Bay's 35-10 win over Kansas City in Super Bowl I. The Raiders took a 7-0 lead 4:52 into the game when Derrick Jensen blocked Jeff Hayes' punt and recovered it in the end zone for a touchdown. With 9:14 remaining in the first half,

SUPER BOWL SUMMARIES

Raiders quarterback Jim Plunkett fired a 12-yard touchdown pass to wide receiver Cliff Branch to complete a three-play, 65-yard drive. Washington cut the Raiders' lead to 14-3 on a 24-yard field goal by Mark Moseley. With seven seconds left in the first half, Raiders linebacker Jack Squirek intercepted Joe Theismann's pass at the Redskins' 5-yard line and ran it in for a touchdown to give Los Angeles a 21-3 halftime lead. In the third period, running back Marcus Allen, who rushed for a Super Bowl-record 191 yards on 20 carries, increased the Raiders' lead to 35-9 on touchdown runs of 5 and 74 yards, the latter erasing the Super Bowl record of 58 yards set by Baltimore's Tom Matte in Game III. Allen was named the game's most valuable player. The victory over Washington raised Raiders coach Tom Flores' playoff record to 8-1, including a 27-10 win against Philadelphia in Super Bowl XV. The 38 points scored by the Raiders were the highest total by a Super Bowl team. The previous high was 35 points by Green Bay in Game I.

Washington (NFC)	0	3	6	0	—	9
L.A. Raiders (AFC)	7	14	14	3	—	38
Raiders	—	Jensen recovered blocked punt in end zone (Bahr kick) (10:08)				
Raiders	—	Branch 12 pass from Plunkett (Bahr kick) (9:14)				
Wash	—	FG Moseley 24 (3:05)				
Raiders	—	Squirek 5 interception return (Bahr kick) (0:07)				
Wash	—	Riggins 1 run (kick blocked) (10:52)				
Raiders	—	Allen 5 run (Bahr kick) (7:06)				
Raiders	—	Allen 74 run (Bahr kick) (0:00)				
Raiders	—	FG Bahr 21 (2:24)				

SUPER BOWL XVII

Rose Bowl, Pasadena, California
January 30, 1983, Attendance: 103,667
WASHINGTON 27, MIAMI 17—Fullback John Riggins ran for a Super Bowl-record 166 yards on 38 carries to spark Washington to a 27-17 victory over AFC champion Miami. It was Riggins' fourth straight 100-yard rushing game during the playoffs, also a record. The win marked Washington's first NFL title since 1942, and was only the second time in Super Bowl history NFL/NFC teams scored consecutive victories (Green Bay did it in Super Bowls I and II and San Francisco won Super Bowl XVI). The Redskins, under second-year head coach Joe Gibbs, used a balanced offense that accounted for 400 total yards (a Super Bowl-record 276 yards rushing and 124 passing), second in Super Bowl history to 429 yards by Oakland in Super Bowl XI. The Dolphins built a 17-10 halftime lead on a 76-yard touchdown pass from quarterback David Woodley to wide receiver Jimmy Cefalo 6:49 into the first period, a 20-yard field goal by Uwe von Schamann with 6:00 left in the half, and a Super Bowl-record 98-yard kickoff return by Fulton Walker with

1:38 remaining. Washington had tied the score at 10-10 with 1:51 left on a 4-yard touchdown pass from Joe Theismann to wide receiver Alvin Garrett. Mark Moseley started the Redskins' scoring with a 31-yard field goal late in the first period, and added a 20-yard kick midway through the third period to cut the Dolphins' lead to 17-13. Riggins, who was voted the game's most valuable player, gave Washington its first lead of the game with 10:01 left when he ran 43 yards off left tackle for a touchdown in a fourth-and-1 situation. Wide receiver Charlie Brown caught a 6-yard scoring pass from Theismann with 1:55 left to complete the scoring. The Dolphins managed only 176 yards (142 in first half). Theismann completed 15 of 23 passes for 143 yards, with 2 touchdowns and 2 interceptions. For Miami, Woodley was 4 of 14 for 97 yards, with 1 touchdown, and 1 interception. Don Strock was 0 for 3 in relief.

Miami (AFC)	7	10	0	0	—	17
Washington (NFC)	0	10	3	14	—	27
Mia	—	Cefalo 76 pass from Woodley (von Schamann kick) (8:11)				
Wash	—	FG Moseley 31 (0:39)				
Mia	—	FG von Schamann 20 (6:00)				
Wash	—	Garrett 4 pass from Theismann (Moseley kick) (1:51)				
Mia	—	Walker 98 kickoff return (von Schamann kick) (1:38)				
Wash	—	FG Moseley 20 (8:09)				
Wash	—	Riggins 43 run (Moseley kick) (10:01)				
Wash	—	Brown 6 pass from Theismann (Moseley kick) (1:55)				

SUPER BOWL XVI

Pontiac Silverdome, Pontiac, Michigan
January 24, 1982, Attendance: 81,270
SAN FRANCISCO 26, CINCINNATI 21—Ray Wersching's Super Bowl record-tying 4 field goals and Joe Montana's controlled passing helped lift the San Francisco 49ers to their first NFL championship with a 26-21 victory over Cincinnati. The 49ers built a game-record 20-0 halftime lead via Montana's 1-yard touchdown run, which capped an 11-play, 68-yard drive; fullback Earl Cooper's 11-yard scoring pass from Montana, which climaxed a Super Bowl record 92-yard drive on 12 plays; and Wersching's 22- and 26-yard field goals. The Bengals rebounded in the second half, closing the gap to 20-14 on quarterback Ken Anderson's 5-yard run and Dan Ross' 4-yard reception from Anderson, who established Super Bowl passing records for completions (25) and completion percentage (73.5 percent on 25 of 34). Wersching added early fourth-period field goals of 40 and 23 yards to increase the 49ers' lead to 26-14. The Bengals managed to score on an Anderson-to-Ross 3-yard pass with only 16 seconds remaining. Ross set a Super Bowl record with 11 receptions for 104 yards. Montana, the game's most valuable player, completed 14 of 22 passes for 157 yards. Cincinnati compiled 356 yards to San Francisco's 275, which marked the first time in Super Bowl

history that the team that gained the most yards from scrimmage lost the game.

San Francisco (NFC)	7	13	0	6	—	26
Cincinnati (AFC)	0	0	7	14	—	21
SF	—	Montana 1 run (Wersching kick) (5:52)				
SF	—	Cooper 11 pass from Montana (Wersching kick) (6:53)				
SF	—	FG Wersching 22 (0:15)				
SF	—	FG Wersching 26 (0:02)				
Cin	—	Anderson 5 run (Breech kick) (11:25)				
Cin	—	Ross 4 pass from Anderson (Breech kick) (10:06)				
SF	—	FG Wersching 40 (5:25)				
SF	—	FG Wersching 23 (1:57)				
Cin	—	Ross 3 pass from Anderson (Breech kick) (0:16)				

SUPER BOWL XV

Louisiana Superdome, New Orleans, LA
January 25, 1981, Attendance: 76,135
OAKLAND 27, PHILADELPHIA 10—Jim Plunkett passed for 3 touchdowns, including an 80-yard strike to Kenny King, as the Raiders became the first wild-card team to win the Super Bowl. Plunkett's touchdown bomb to King—the longest play in Super Bowl history—gave Oakland a decisive 14-0 lead with nine seconds left in the first period. Linebacker Rod Martin had set up Oakland's first touchdown, a 2-yard reception by Cliff Branch, with a 17-yard interception return to the Eagles' 30-yard line. The Eagles never recovered from that early deficit, managing only Tony Franklin's field goal (30 yards) and an 8-yard touchdown pass from Ron Jaworski to Keith Krepfle. Plunkett, who became a starter in the sixth game of the season, completed 13 of 21 for 261 yards and was named the game's most valuable player. Oakland won 9 of 11 games with Plunkett starting, but that was good enough only for second place in the AFC West, although they tied division winner San Diego with an 11-5 record. The Raiders, who had previously won Super Bowl XI over Minnesota, had to win three playoff games to get to the championship game. Oakland defeated Houston 27-7 at home followed by road victories over Cleveland (14-12) and San Diego (34-27). Oakland's Mark van Eeghen was the game's leading rusher with 75 yards on 18 carries. Philadelphia's Wilbert Montgomery led all receivers with 6 receptions for 91 yards. Branch had 5 for 67 and Harold Carmichael of Philadelphia 5 for 83. Martin finished the game with 3 interceptions, a Super Bowl record.

Oakland (AFC)	14	0	10	3	—	27
Philadelphia (NFC)	0	3	0	7	—	10
Oak	—	Branch 2 pass from Plunkett (Bahr kick) (8:56)				
Oak	—	King 80 pass from Plunkett (Bahr kick) (0:09)				
Phil	—	FG Franklin 30 (10:28)				
Oak	—	Branch 29 pass from Plunkett (Bahr kick) (12:24)				
Oak	—	FG Bahr 46 (4:35)				

SUPER BOWL SUMMARIES

Phil — Krepfle 8 pass from Jaworski (Franklin kick) (13:59)
Oak — FG Bahr 35 (8:29)

SUPER BOWL XIV

Rose Bowl, Pasadena, California
January 20, 1980, Attendance: 103,985

PITTSBURGH 31, LOS ANGELES 19—Terry Bradshaw completed 14 of 21 passes for 309 yards and set two passing records as the Steelers became the first team to win four Super Bowls. Despite 3 interceptions by the Rams, Bradshaw kept his poise and brought the Steelers from behind twice in the second half. Trailing 13-10 at halftime, Pittsburgh went ahead 17-13 when Bradshaw hit Lynn Swann with a 47-yard touchdown pass after 2:48 of the third quarter. On the Rams' next possession Vince Ferragamo, who was 15 of 25 for 212 yards, responded with a 50-yard pass to Billy Waddy that moved Los Angeles from its 26 to the Steelers' 24. On the following play, Lawrence McCutcheon connected with Ron Smith on a halfback option pass that gave the Rams a 19-17 lead. On Pittsburgh's initial possession of the final period, Bradshaw lofted a 73-yard scoring pass to John Stallworth to put the Steelers in front to stay 24-19. Franco Harris scored on a 1-yard run later in the quarter to seal the verdict. A 45-yard pass from Bradshaw to Stallworth was the key play in the drive to Harris' score. Bradshaw, the game's most valuable player for the second straight year, set career Super Bowl records for most touchdown passes (9) and most passing yards (932). Larry Anderson gave the Steelers excellent field position throughout the game with 5 kickoff returns for a record 162 yards.

Los Angeles (AFC) 7 6 6 0 — 19
Pittsburgh (AFC) 3 7 7 14 — 31

Pitt — FG Bahr 41 (7:31)
LA — Bryant 1 run (Corral kick) (2:44)
Pitt — Harris 1 run (Bahr kick) (12:52)
LA — FG Corral 31 (7:21)
LA — FG Corral 45 (0:14)
Pitt — Swann 47 pass from Bradshaw (Bahr kick) (12:12)
LA — Smith 24 pass from McCutcheon (kick failed) (10:15)
Pitt — Stallworth 73 pass from Bradshaw (Bahr kick) (12:04)
Pitt — Harris 1 run (Bahr kick) (1:49)

SUPER BOWL XIII

Orange Bowl, Miami, Florida
January 21, 1979, Attendance: 79,484

PITTSBURGH 35, DALLAS 31—Terry Bradshaw passed for a record 4 touchdowns to lead the Steelers to victory. The Steelers became the first team to win three Super Bowls, mostly because of Bradshaw's accurate arm. Bradshaw, voted the game's most valuable player, completed 17 of 30 passes for 318 yards, a personal high. Four of those passes went for touchdowns—2 to John Stallworth and the third, with 26 seconds remaining in the second period, to Rocky Bleier for a 21-14 halftime

lead. The Cowboys scored twice before intermission on Roger Staubach's 39-yard pass to Tony Hill and a 37-yard fumble return by linebacker Mike Hegman, who stole the ball from Bradshaw. The Steelers broke open the contest with 2 touchdowns in a span of 19 seconds midway through the final period. Franco Harris rambled 22 yards up the middle to give the Steelers a 28-17 lead with 7:10 left. Pittsburgh got the ball right back when Randy White fumbled the kickoff and Dennis Winston recovered for the Steelers. On first down, Bradshaw fired his fourth touchdown pass, an 18-yard pass to Lynn Swann to boost the Steelers' lead to 35-17 with 6:51 to play. The Cowboys refused to let the Steelers run away with the contest. Staubach connected with Billy Joe DuPree on a 7-yard scoring pass with 2:23 left. Then the Cowboys recovered an onside kick and Staubach took them in for another score, passing 4 yards to Butch Johnson with 22 seconds remaining. Bleier recovered another onside kick with 17 seconds left to seal the victory for the Steelers.

Pittsburgh (AFC) 7 14 0 14 — 35

Dallas (NFC) 7 7 3 14 — 31

Pitt — Stallworth 28 pass from Bradshaw (Gerela kick) (9:47)
Dall — Hill 39 pass from Staubach (Septien kick) (0:00)
Dall — Hegman 37 fumble recovery return (Septien kick) (12:08)
Pitt — Stallworth 75 pass from Bradshaw (Gerela kick) (10:25)
Pitt — Bleier 7 pass from Bradshaw (Gerela kick) (0:26)
Dall — FG Septien 27 (2:36)
Pitt — Harris 22 run (Gerela kick) (7:10)
Pitt — Swann 18 pass from Bradshaw (Gerela kick) (6:51)
Dall — DuPree 7 pass from Staubach (Septien kick) (2:23)
Dall — B. Johnson 4 pass from Staubach (Septien kick) (0:22)

SUPER BOWL XII

Louisiana Superdome, New Orleans, LA
January 15, 1978, Attendance: 75,583

DALLAS 27, DENVER 10—The Cowboys evened their Super Bowl record at 2-2 by defeating Denver before a sellout crowd plus 102,010,000 television viewers, the largest audience ever to watch a sporting event. Dallas converted 2 interceptions into 10 points and Efen Herrera added a 35-yard field goal for a 13-0 halftime advantage. In the third period Craig Morton engineered a drive to the Cowboys' 30 and Jim Turner's 47-yard field goal made the score 13-3. After an exchange of punts, Butch Johnson made a spectacular diving catch in the end zone to complete a 45-yard pass from Roger Staubach and put the Cowboys ahead 20-3. Following Rick Upchurch's 67-yard kickoff return, Norris Weese guided the Broncos to a touchdown to cut the deficit to 20-10. Dallas clinched the victory when running back Robert Newhouse tossed a 29-yard touchdown pass to Golden

Richards with 7:04 left in the game. It was the first pass thrown by Newhouse since 1975. Harvey Martin and Randy White, who were named co-most valuable players, led the Cowboys' defense, which recovered 4 fumbles and intercepted 4 passes.

Dallas (NFC) 10 3 7 7 — 27

Denver (AFC) 0 0 10 0 — 10

Dall — Dorsett 3 run (Herrera kick) (4:29)
Dall — FG Herrera 35 (1:31)
Dall — FG Herrera 43 (11:16)
Den — FG Turner 47 (12:32)
Dall — Johnson 45 pass from Staubach (Herrera kick) (6:59)
Den — Lytle 1 run (Turner kick) (5:39)
Dall — Richards 29 pass from Newhouse (Herrera kick) (7:04)

SUPER BOWL XI

Rose Bowl, Pasadena, California
January 9, 1977, Attendance: 103,438

OAKLAND 32, MINNESOTA 14—The Raiders won their first NFL championship before a record Super Bowl crowd plus 81 million television viewers, the largest audience ever to watch a sporting event. The Raiders gained a record-breaking 429 yards, including running back Clarence Davis' 137 rushing yards. Wide receiver Fred Biletnikoff made 4 key receptions, which earned him the game's most valuable player trophy. Oakland scored on three successive possessions in the second quarter to build a 16-0 halftime lead. Errol Mann's 24-yard field goal opened the scoring, then the AFC champions put together drives of 64 and 35 yards, scoring on a 1-yard pass from Ken Stabler to Dave Casper and a 1-yard run by Pete Banaszak. The Raiders increased their lead to 19-0 on a 40-yard field goal in the third quarter, but Minnesota responded with a 12-play, 58-yard drive late in the period, with Fran Tarkenton passing 8 yards to wide receiver Sammy White to cut the deficit to 19-7. Two fourth-quarter interceptions clinched the title for the Raiders. One set up Banaszak's second touchdown run, the other resulted in cornerback Willie Brown's Super Bowl-record 75-yard interception return.

Oakland (AFC) 0 16 3 13 — 32

Minnesota (NFC) 0 0 7 7 — 14

Oak — FG Mann 24 (14:12)
Oak — Casper 1 pass from Stabler (Mann kick) (7:10)
Oak — Banaszak 1 run (kick failed) (3:33)
Oak — FG Mann 40 (5:16)
Minn — S. White 8 pass from Tarkenton (Cox kick) (0:47)
Oak — Banaszak 2 run (Mann kick) (7:39)
Oak — Brown 75 interception return (kick failed) (5:43)
Minn — Voigt 13 pass from Lee (Cox kick) (0:25)

SUPER BOWL SUMMARIES

SUPER BOWL X

Orange Bowl, Miami, Florida

January 18, 1976, Attendance: 80,187

PITTSBURGH 21, DALLAS 17—The Steelers won the Super Bowl for the second year in a row on Terry Bradshaw's 64-yard touchdown pass to Lynn Swann and an aggressive defense that snuffed out a late rally by the Cowboys with an end-zone interception on the final play of the game. In the fourth quarter, Pittsburgh ran on fourth down and gave up the ball on the Cowboys' 39 with 1:22 to play. Roger Staubach ran and passed for 2 first downs but his last desperation pass was picked off by Glen Edwards. Dallas' scoring was the result of 2 touchdown passes by Staubach, one to Drew Pearson for 29 yards and the other to Percy Howard for 34 yards. Howard's reception was the only catch of his NFL career. Toni Fritsch had a 36-yard field goal. The Steelers scored on 2 touchdown passes by Bradshaw, 1 to Randy Grossman for 7 yards and the long bomb to Swann. Roy Gerela had 36- and 18-yard field goals. Reggie Harrison blocked a punt through the end zone for a safety. Swann set a Super Bowl record by gaining 161 yards on his 4 receptions.

Dallas (NFC) 7 3 0 7 — 17

Pittsburgh (AFC) 7 0 0 14 — 21

Dall — D. Pearson 29 pass from Staubach (Fritsch kick) (10:24)

Pitt — Grossman 7 pass from Bradshaw (Gerela kick) (5:57)

Dall — FG Fritsch 36 (14:45)

Pitt — Safety, Harrison blocked Hoopes' punt through end zone (11:28)

Pitt — FG Gerela 36 (8:41)

Pitt — FG Gerela 18 (6:37)

Pitt — Swann 64 pass from Bradshaw (kick failed) (3:02)

Dall — P. Howard 34 pass from Staubach (Fritsch kick) (1:48)

SUPER BOWL IX

Tulane Stadium, New Orleans, Louisiana

January 12, 1975, Attendance: 80,997

PITTSBURGH 16, MINNESOTA 6—AFC champion Pittsburgh, in its initial Super Bowl appearance, and NFC champion Minnesota, making a third bid for its first Super Bowl title, struggled through a first half in which the only score was produced by the Steelers' defense when Dwight White downed Vikings' quarterback Fran Tarkenton in the end zone for a safety 7:49 into the second period. The Steelers forced another break and took advantage on the second-half kickoff when Minnesota's Bill Brown fumbled and Marv Kellum recovered for Pittsburgh on the Vikings' 30. After Rocky Bleier failed to gain on first down, Franco Harris carried 3 consecutive times for 24 yards, a loss of 3, and a 9-yard touchdown and a 9-0 lead. Though its offense was completely stymied by Pittsburgh's defense, Minnesota managed to move into a threatening position after 4:27 of the final period when Matt Blair blocked Bobby Walden's punt and Terry Brown recovered the ball in

the end zone for a touchdown. Fred Cox's kick failed and the Steelers led 9-6. Pittsburgh wasted no time putting the victory away. The Steelers took the ensuing kickoff and marched 66 yards in 11 plays, climaxed by Terry Bradshaw's 4-yard scoring pass to Larry Brown with 3:31 left. Pittsburgh's defense permitted Minnesota only 119 yards total offense, including a Super Bowl low of 17 rushing yards. The Steelers, meanwhile, gained 333 yards, including Harris' record 158 yards on 34 carries.

Pittsburgh (AFC) 0 2 7 7 — 16

Minnesota (NFC) 0 0 0 6 — 6

Pitt — Safety, White downed Tarkenton in end zone (7:11)

Pitt — Harris 9 run (Gerela kick) (13:25)

Minn — T. Brown recovered blocked punt in end zone (kick failed) (10:33)

Pitt — L. Brown 4 pass from Bradshaw (Gerela kick) (3:31)

SUPER BOWL VIII

Rice Stadium, Houston, Texas

January 13, 1974, Attendance: 71,882

MIAMI 24, MINNESOTA 7—The defending NFL champion Dolphins, representing the AFC for the third straight year, scored the first two times they had possession on marches of 62 and 56 yards while the Miami defense limited the Vikings to only seven plays in the first period. Larry Csonka climaxed the initial 10-play drive with a 5-yard touchdown bolt through right guard after 5:27 had elapsed. Four plays later, Miami began another 10-play scoring drive, which ended with Jim Kiick bursting 1 yard through the middle for another touchdown after 13:38 of the period. Garo Yepremian added a 28-yard field goal midway in the second period for a 17-0 Miami lead. Minnesota then drove from its 20 to a second-and-2 situation on the Miami 7 yard line with 1:18 left in the half. But on two plays, Miami limited Oscar Reed to 1 yard. On fourth-and-1 from the 6, Reed went over right tackle, but Dolphins middle linebacker Nick Buoniconti jarred the ball loose and Jake Scott recovered for Miami to halt the Minnesota threat. The Vikings were unable to muster enough offense in the second half to threaten the Dolphins. Csonka rushed 33 times for a Super Bowl-record 145 yards. Bob Griese of Miami completed 6 of 7 passes for 73 yards.

Minnesota (NFC) 0 0 0 7 — 7

Miami (AFC) 14 3 7 0 — 24

Mia — Csonka 5 run (Yepremian kick) (5:27)

Mia — Kiick 1 run (Yepremian kick) (1:22)

Mia — FG Yepremian 28 (6:02)

Mia — Csonka 2 run (Yepremian kick) (8:44)

Minn — Tarkenton 4 run (Cox kick) (13:25)

SUPER BOWL VII

Memorial Coliseum, Los Angeles, CA

January 14, 1973, Attendance: 90,182

MIAMI 14, WASHINGTON 7—The Dolphins played virtually perfect football in the first half as their defense permitted the Redskins to cross midfield only once and their offense turned good field position into 2 touchdowns. On its third possession, Miami opened its first scoring drive from the Dolphins' 37 yard line. An 18-yard pass from Bob Griese to Paul Warfield preceded by three plays Griese's 28-yard touchdown pass to Howard Twilley. After Washington moved from its 17 to the Miami 48 with two minutes remaining in the first half, Dolphins linebacker Nick Buoniconti intercepted Billy Kilmer's pass at the Miami 41 and returned it to the Washington 27. Jim Kiick ran for 3 yards, Larry Csonka for 3, Griese passed to Jim Mandich for 19, and Kiick gained 1 to the 1-yard line. With 18 seconds left until intermission, Kiick scored from the 1. Washington's only touchdown came with 2:07 left in the game and resulted from a misplayed field-goal attempt and fumble by Garo Yepremian, with the Redskins' Mike Bass picking the ball out of the air and running 49 yards for the score. Dolphins safety Jake Scott, who had 2 interceptions, including 1 in the end zone to kill a Redskins' drive, was voted the game's most valuable player.

Miami (AFC) 7 7 0 0 — 14

Washington (NFC) 0 0 0 7 — 7

Mia — Twilley 28 pass from Griese (Yepremian kick) (0:01)

Mia — Kiick 1 run (Yepremian kick) (0:18)

Wash — Bass 49 fumble recovery return (Knight kick) (2:07)

SUPER BOWL VI

Tulane Stadium, New Orleans, Louisiana

January 16, 1972, Attendance: 81,023

DALLAS 24, MIAMI 3—The Cowboys rushed for a record 252 yards and their defense limited the Dolphins to a low of 185 yards while not permitting a touchdown for the first time in Super Bowl history. Dallas converted Chuck Howley's recovery of Larry Csonka's first fumble of the season into a 3-0 advantage and led at halftime 10-3. After Dallas received the second-half kickoff, Duane Thomas led a 71-yard march in eight plays for a 17-3 margin. Howley intercepted Bob Griese's pass at the 50 and returned it to the Miami 9 early in the fourth period, and three plays later Roger Staubach passed 7 yards to Mike Ditka for the final touchdown. Thomas rushed for 95 yards and Walt Garrison gained 74. Staubach, voted the game's most valuable player, completed 12 of 19 passes for 119 yards and 2 touchdowns.

Dallas (NFC) 3 7 7 7 — 24

Miami (AFC) 0 3 0 0 — 3

Dall — FG Clark 9 (1:23)

Dall — Alworth 7 pass from Staubach (Clark kick) (1:15)

Mia — FG Yepremian 31 (0:04)

SUPER BOWL SUMMARIES

- Dall — D. Thomas 3 run (Clark kick) (9:43)
 Dall — Ditka 7 pass from Staubach (Clark kick) (11:42)

SUPER BOWL V

Orange Bowl, Miami, Florida
 January 17, 1971, Attendance: 79,204
BALTIMORE 16, DALLAS 13—A 32-yard field goal by rookie kicker Jim O'Brien brought the Baltimore Colts a victory over the Dallas Cowboys in the final five seconds of Super Bowl V. The game between the champions of the AFC and NFC was played on artificial turf for the first time. Dallas led 13-6 at the half but interceptions by Rick Volk and Mike Curtis set up a Baltimore touchdown and O'Brien's decisive kick in the fourth period. Earl Morrall relieved an injured Johnny Unitas late in the first half, although Unitas completed the Colts' only scoring pass. It caromed off receiver Eddie Hinton's fingertips, off Dallas defensive back Mel Renfro, and finally settled into the grasp of John Mackey, who went 45 yards to score on a 75-yard play.

- Baltimore (AFC)** 0 6 0 10 — 16
Dallas (NFC) 3 10 0 0 — 13
 Dall — FG Clark 14 (5:32)
 Dall — FG Clark 30 (14:52)
 Balt — Mackey 75 pass from Unitas (kick blocked) (14:55)
 Dall — Thomas 7 pass from Morton (Clark kick) (7:53)
 Balt — Nowatzke 2 run (O'Brien kick) (7:35)
 Balt — FG O'Brien 32 (0:05)

SUPER BOWL IV

Tulane Stadium, New Orleans, Louisiana
 January 11, 1970, Attendance: 80,562
KANSAS CITY 23, MINNESOTA 7—The AFL squared the Super Bowl at two games apiece with the NFL, building a 16-0 halftime lead behind Len Dawson's superb quarterbacking and a powerful defense. Dawson, the fourth consecutive quarterback to be chosen the Super Bowl's top player, called an almost flawless game, completing 12 of 17 passes and hitting Otis Taylor on a 46-yard play for the final Chiefs touchdown. The Kansas City defense limited Minnesota's strong rushing game to 67 yards and had 3 interceptions and 2 fumble recoveries. The crowd of 80,562 set a Super Bowl record, as did the gross receipts of \$3,817,872.69.

- Minnesota (NFL)** 0 0 7 0 — 7
Kansas City (AFL) 3 13 7 0 — 23
 KC — FG Stenerud 48 (6:52)
 KC — FG Stenerud 32 (13:20)
 KC — FG Stenerud 25 (7:52)
 KC — Garrett 5 run (Stenerud kick) (5:34)
 Minn — Osborn 4 run (Cox kick) (4:32)
 KC — Taylor 46 pass from Dawson (Stenerud kick) (1:22)

SUPER BOWL III

Orange Bowl, Miami, Florida
 January 12, 1969, Attendance: 75,389
NEW YORK JETS 16, BALTIMORE 7—Jets quarterback Joe Namath "guaranteed" victory on the Thursday before the game, then went out and led the AFL to its first Super Bowl victory over a Baltimore team that had lost only once in 16 games all season. Namath, chosen the outstanding player, completed 17 of 28 passes for 206 yards and directed a steady attack that dominated the NFL champions after the Jets' defense had intercepted Colts quarterback Earl Morrall 3 times in the first half. The Jets had 337 total yards, including 121 rushing yards by Matt Snell. Johnny Unitas, who had missed most of the season with a sore elbow, came off the bench and led Baltimore to its only touchdown late in the fourth quarter after New York led 16-0.

- New York Jets (AFL)** 0 7 6 3 — 16
Baltimore (NFL) 0 0 0 7 — 7
 NYJ — Snell 4 run (Turner kick) (9:03)
 NYJ — FG Turner 32 (10:08)
 NYJ — FG Turner 30 (3:58)
 NYJ — FG Turner 9 (13:26)
 Balt — Hill 1 run (Michaels kick) (3:19)

SUPER BOWL II

Orange Bowl, Miami, Florida
 January 14, 1968, Attendance: 75,546
GREEN BAY 33, OAKLAND 14—Green Bay, after winning its third consecutive NFL championship, won the Super Bowl title for the second straight year, defeating the AFL champion Raiders in a game that drew the first \$3-million gate in football history. Bart Starr again was chosen the game's most valuable player as he completed 13 of 24 passes for 202 yards and 1 touchdown and directed a Packers' attack that was in control all the way after building a 16-7 halftime lead. Don Chandler kicked 4 field goals and all-pro cornerback Herb Adderley capped the Green Bay scoring with a 60-yard interception return. The game marked the last for Vince Lombardi as Packers coach, ending nine years at Green Bay in which he won six Western Conference championships, five NFL championships, and two Super Bowls.

- Green Bay (NFL)** 3 13 10 7 — 33
Oakland (AFL) 0 7 0 7 — 14
 GB — FG Chandler 39 (9:53)
 GB — FG Chandler 20 (11:52)
 GB — Dowler 62 pass from Starr (Chandler kick) (10:50)
 Oak — Miller 23 pass from Lamonica (Blanda kick) (6:15)
 GB — FG Chandler 43 (0:01)
 GB — Anderson 2 run (Chandler kick) (5:54)
 GB — FG Chandler 31 (0:02)
 GB — Adderley 60 interception return (Chandler kick) (11:03)
 Oak — Miller 23 pass from Lamonica (Blanda kick) (9:13)

SUPER BOWL I

Memorial Coliseum, Los Angeles, CA
 January 15, 1967, Attendance: 61,946
GREEN BAY 35, KANSAS CITY 10—The Green Bay Packers opened the Super Bowl series by defeating the AFL champion Chiefs behind the passing of Bart Starr, the receiving of Max McGee, and a key interception by all-pro safety Willie Wood. Green Bay broke open the game with 3 second-half touchdowns, the first of which was set up by Wood's 50-yard return of an interception. McGee, filling in for ailing Boyd Dowler after having caught only 4 passes all season, caught 7 from Starr for 138 yards and 2 touchdowns. Elijah Pitts ran for 2 other scores. The Chiefs' 10 points came in the second quarter, the only touchdown on a 7-yard pass from Len Dawson to Curtis McClinton. Starr completed 16 of 23 passes for 250 yards and 2 touchdowns and was chosen the most valuable player. The Packers collected \$15,000 per man and the Chiefs \$7,500—the largest single-game shares in the history of team sports.

- Kansas City (AFL)** 0 10 0 0 — 10
Green Bay (NFL) 7 7 14 7 — 35
 GB — McGee 37 pass from Starr (Chandler kick) (6:04)
 KC — McClinton 7 pass from Dawson (Mercer kick) (10:40)
 GB — Taylor 14 run (Chandler kick) (4:37)
 KC — FG Mercer 31 (0:54)
 GB — Pitts 5 run (Chandler kick) (12:33)
 GB — McGee 13 pass from Starr (Chandler kick) (0:51)
 GB — Pitts 1 run (Chandler kick) (6:35)

PRO BOWL SUMMARIES

PRO BOWL RESULTS (1971-2020)

AFC leads series, 24-22 (NOTE — the game was not played following the 2020 season due to the COVID-19 pandemic)

Year	Date	Winner (Share)	Loser (Share)	Score	Site	Attendance
2020	Jan. 26	AFC (\$70,000)	NFC (\$35,000)	38-33	Orlando	54,024
2019	Jan. 27	AFC (\$67,000)	NFC (\$34,000)	26-7	Orlando	51,192
2018	Jan. 28	AFC (\$64,000)	NFC (\$32,000)	24-23	Orlando	51,019
2017	Jan. 29	AFC (\$61,000)	NFC (\$30,000)	20-13	Orlando	60,834
2016	Jan. 31	Irvin (\$55,000)	Rice (\$28,000)	49-27	Honolulu	49,616
2015	Jan. 25	Irvin (\$55,000)	Carter (\$28,000)	32-28	Arizona	63,225
2014	Jan. 26	Rice (\$53,000)	Sanders (\$26,000)	22-21	Honolulu	47,270
2013	Jan. 27	NFC (\$50,000)	AFC (\$25,000)	62-35	Honolulu	47,134
2012	Jan. 29	AFC (\$50,000)	NFC (\$25,000)	59-41	Honolulu	48,423
2011	Jan. 30	NFC (\$45,000)	AFC (\$22,500)	55-41	Honolulu	49,331
2010	Jan. 31	AFC (\$45,000)	NFC (\$22,500)	41-34	Miami	70,697
2009	Feb. 8	NFC (\$45,000)	AFC (\$22,500)	30-21	Honolulu	49,958
2008	Feb. 10	NFC (\$40,000)	AFC (\$20,000)	42-30	Honolulu	50,044
2007	Feb. 10	AFC (\$40,000)	NFC (\$20,000)	31-28	Honolulu	50,410
2006	Feb. 12	NFC (\$40,000)	AFC (\$20,000)	23-17	Honolulu	50,190
2005	Feb. 13	AFC (\$35,000)	NFC (\$17,500)	38-27	Honolulu	50,225
2004	Feb. 8	NFC (\$35,000)	AFC (\$17,500)	55-52	Honolulu	50,127
2003	Feb. 2	AFC (\$30,000)	NFC (\$15,000)	45-20	Honolulu	50,125
2002	Feb. 9	AFC (\$30,000)	NFC (\$15,000)	38-30	Honolulu	50,301
2001	Feb. 4	AFC (\$30,000)	NFC (\$15,000)	38-17	Honolulu	50,128
2000	Feb. 6	NFC (\$25,000)	AFC (\$12,500)	51-31	Honolulu	50,112
1999	Feb. 7	AFC (\$25,000)	NFC (\$12,500)	23-10	Honolulu	50,075
1998	Feb. 1	AFC (\$25,000)	NFC (\$12,500)	29-24	Honolulu	49,995
1997	Feb. 2	AFC (\$20,000)	NFC (\$10,000)	26-23 (OT)	Honolulu	50,031
1996	Feb. 4	NFC (\$20,000)	AFC (\$10,000)	20-13	Honolulu	50,034
1995	Feb. 5	AFC (\$20,000)	NFC (\$10,000)	41-13	Honolulu	50,529
1994	Feb. 6	NFC (\$20,000)	AFC (\$10,000)	17-3	Honolulu	50,026
1993	Feb. 7	AFC (\$10,000)	NFC (\$5,000)	23-20 (OT)	Honolulu	50,007
1992	Feb. 2	NFC (\$10,000)	AFC (\$5,000)	21-15	Honolulu	50,209
1991	Feb. 3	AFC (\$10,000)	NFC (\$5,000)	23-21	Honolulu	50,345
1990	Feb. 4	NFC (\$10,000)	AFC (\$5,000)	27-21	Honolulu	50,445
1989	Jan. 29	NFC (\$10,000)	AFC (\$5,000)	34-3	Honolulu	50,113
1988	Feb. 7	AFC (\$10,000)	NFC (\$5,000)	15-6	Honolulu	50,113
1987	Feb. 1	AFC (\$10,000)	NFC (\$5,000)	10-6	Honolulu	50,101
1986	Feb. 2	NFC (\$10,000)	AFC (\$5,000)	28-24	Honolulu	50,101
1985	Jan. 27	AFC (\$10,000)	NFC (\$5,000)	22-14	Honolulu	50,385
1984	Jan. 29	NFC (\$10,000)	AFC (\$5,000)	45-3	Honolulu	50,445
1983	Feb. 6	NFC (\$10,000)	AFC (\$5,000)	20-19	Honolulu	49,883
1982	Jan. 31	AFC (\$5,000)	NFC (\$2,500)	16-13	Honolulu	50,402
1981	Feb. 1	NFC (\$5,000)	AFC (\$2,500)	21-7	Honolulu	50,360
1980	Jan. 27	NFC (\$5,000)	AFC (\$2,500)	37-27	Honolulu	49,800
1979	Jan. 29	NFC (\$5,000)	AFC (\$2,500)	13-7	Los Angeles	46,281
1978	Jan. 23	NFC (\$5,000)	AFC (\$2,500)	14-13	Tampa	51,337
1977	Jan. 17	AFC (\$2,000)	NFC (\$1,500)	24-14	Seattle	64,752
1976	Jan. 26	NFC (\$2,000)	AFC (\$1,500)	23-20	New Orleans	30,546
1975	Jan. 20	NFC (\$2,000)	AFC (\$1,500)	17-10	Miami	26,484
1974	Jan. 20	AFC (\$2,000)	NFC (\$1,500)	15-13	Kansas City	66,918
1973	Jan. 21	AFC (\$2,000)	NFC (\$1,500)	33-28	Dallas	37,091
1972	Jan. 23	AFC (\$2,000)	NFC (\$1,500)	26-13	Los Angeles	53,647
1971	Jan. 24	NFC (\$2,000)	AFC (\$1,500)	27-6	Los Angeles	48,222

2020 PRO BOWL

Camping World Stadium, Orlando, Florida
January 26, 2020, Attendance: 54,024

AFC 38, NFC 33—The AFC scored 10 points in the last 53 seconds of the first half, and Calais Campbell had a key fourth-down, fourth-quarter sack that resulted in a fumble and T.J. Watt's 82-yard game-deciding touchdown, to propel the AFC to victory. The AFC had the initial scoring opportunity, but Budda Baker intercepted Lamar Jackson's pass in the end zone for a touchback. Three plays later Drew Brees connected on a 59-yard pass to Kenny Golladay to set up

Michael Thomas' 16-yard scoring grab for a 7-0 NFC lead. Jackson responded by completing all six of his pass attempts on the next drive, capped by Andre Roberts' 5-yard touchdown catch to tie the game in the final minute of the first quarter. The NFC retook the lead seven plays later, on a drive highlighted by a play in which Russell Wilson recovered his own fumble and completed a 45-yard pass to Jared Cook, to take a 14-7 lead on Amari Cooper's touchdown reception. The AFC answered with two fourth-down conversions, one on a 3-yard run by Jackson, and the other a 3-yard touchdown

catch by Mark Andrews, to tie the game 14-14. With 1:51 left in the half Wilson's fourth-and-13 pass fell incomplete. The AFC quickly took advantage with a 5-play, 56-yard, 58-second drive, that featured Deshaun Watson's 29-yard pass to Andrews, and culminated with Jack Doyle's 13-yard scoring catch for a 21-14 lead with 53 seconds left before halftime. The AFC's defense then forced three consecutive incompletions and a punt, and Watson completed a 17-yard pass to Mark Ingram and 13-yard toss to Jarvis Landry to set up Justin Tucker's 50-yard field goal as the half

PRO BOWL SUMMARIES

expired for a 24-14 lead. The AFC drove to the NFC 20-yard line to begin the second half, but Harrison Smith intercepted Watson's pass, ran 36 yards before lateraling the ball to Fletcher Cox, who went the remaining 61 yards and scored to pull the NFC to within 24-21. The NFC's defense forced a punt, and Kirk Cousins connected with Thomas on a 38-yard reception that was immediately followed by Davante Adams' 13-yard touchdown catch. Josh Allen blocked the extra point, so the NFC's advantage was just 27-24. Three plays later, Ryan Tannehill completed his only pass of the game, a short pass to DJ Chark that resulted in a 60-yard touchdown and gave the AFC a 31-27 lead with 1:37 remaining in the third quarter. On the next play Ezekiel Elliott attempted a halfback-option pass that was intercepted by Joe Haden, but the NFC's defense responded with Za'Darius Smith's interception two plays later. The NFC drove to the AFC 9-yard line, and with 10:49 to play faced fourth-and-9. Pete Carroll chose to go for it, but Campbell sacked Cousins and forced him to fumble. Watt recovered the ball and returned it 82 yards for a touchdown and 38-27 lead. Cousins responded with an 11-play, 75-yard touchdown drive, with Adams' 4-yard catch cutting the deficit to 38-33 with 4:37 to play. The NFC went for the two-point conversion but Cousins was sacked. Instead of kicking off, the NFC chose to go for first down on fourth-and-15 from their own 25, but Cousins' pass was intercepted by Earl Thomas. Derrick Henry converted a first down on third-and-1 with 2:28 left and Ingram iced the game with a 4-yard run on second-and-2 with 2:06 to play. Jackson was named the Offensive Player of the Game and Campbell earned Defensive Player of the Game honors.

NFC (33)	Offense	AFC (38)
Michael Thomas (New Orleans)	WR	Keenan Allen (L.A. Chargers)
Tyron Smith (Dallas)	T	Ronnie Stanley (Baltimore)
Andrus Peat (New Orleans)	G	Quenton Nelson (Indianapolis)
Jason Kelce (Philadelphia)	C	Rodney Hudson (Oakland)
Trai Turner (Carolina)	G	Marshal Yanda (Baltimore)
Terron Armstead (New Orleans)	T	Orlando Brown (Baltimore)
Jared Cook (New Orleans)	TE	Mark Andrews (Baltimore)
Amari Cooper (Dallas)	WR	Jarvis Landry (Cleveland)
Austin Hooper (Atlanta)	TE/WR	DJ Chark (Jacksonville)
Drew Brees (New Orleans)	QB	Lamar Jackson (Baltimore)
Dalvin Cook (Minnesota)	RB	Nick Chubb (Cleveland)
Defense		
Danielle Hunter (Minnesota)	DE	Calais Campbell (Jacksonville)

Grady Jarrett (Atlanta)	DT/NT	Geno Atkins (Cincinnati)
Fletcher Cox (Philadelphia)	DT/OLB	T.J. Watt (Pittsburgh)
Cameron Jordan (New Orleans)	DE	Cameron Heyward (Pittsburgh)
Chandler Jones (Arizona)	LB/ILB	Darius Leonard (Indianapolis)
Shaquil Barrett (Tampa Bay)	LB	Tremaine Edmunds (Buffalo)
Jaylon Smith (Dallas)	LB/OLB	Von Miller (Denver)
Harrison Smith (Minnesota)	DB	Jamal Adams (N.Y. Jets)
Budda Baker (Arizona)	DB	Stephon Gilmore (New England)
Kyle Fuller (Chicago)	DB	Tre'Davious White (Buffalo)
Darius Slay (Detroit)	DB/FS	Earl Thomas (Baltimore)

SUBSTITUTIONS

NFC—Specialists: K—Wil Luz (New Orleans). P—Tress Way (Washington). RS—Deonte Harris (New Orleans). LS—Rick Lovato (Philadelphia). ST—Cordarrelle Patterson (Chicago). Offense: QB—Kirk Cousins (Minnesota), Russell Wilson (Seattle). RB—Ezekiel Elliott (Dallas), C.J. Ham (Minnesota). WR—Davante Adams (Green Bay), Kenny Golladay (Detroit). C—Travis Frederick (Dallas). G—Larry Warford (New Orleans). T—Lane Johnson (Philadelphia). Defense: DE—Everson Griffen (Minnesota). DT—Kenny Clark (Green Bay). LB—Eric Kendricks (Minnesota), Za'Darius Smith (Green Bay). DB—Shaquil Griffin (Seattle), Eddie Jackson (Chicago), Xavier Rhodes (Minnesota). Not Active—QB—Aaron Rodgers (Green Bay). RB—Kyle Juszczyk (San Francisco), Alvin Kamara (New Orleans), Christian McCaffrey (Carolina). TE—Zach Ertz (Philadelphia), George Kittle (San Francisco). WR—Mike Evans (Tampa Bay), Chris Godwin (Tampa Bay), Julio Jones (Atlanta). G—Brandon Brooks (Philadelphia), Zack Martin (Dallas). T—David Bakhtiari (Green Bay), Brandon Scherff (Washington). DE—Nick Bosa (San Francisco). DT—Aaron Donald (L.A. Rams). LB—Luke Kuechly (Carolina), Khalil Mack (Chicago), Bobby Wagner (Seattle). DB—Marshon Lattimore (New Orleans), Jalen Ramsey (L.A. Rams), Richard Sherman (San Francisco).

AFC—Specialists: K—Justin Tucker (Baltimore). P—Brett Kern (Tennessee). LS—Morgan Cox (Baltimore). ST—Matthew Slater (New England). RS—Andre Roberts (Baltimore). Offense: QB—Ryan Tannehill (Tennessee), Deshaun Watson (Houston). RB—Derrick Henry (Tennessee), Mark Ingram (Baltimore). FB—Patrick Ricard (Baltimore). TE—Jack Doyle (Indianapolis). WR—Courtland Sutton (Denver). C—Ryan Kelly (Indianapolis). G—Joel Bitonio (Cleveland). T—Laremy Tunsil (Houston). Defense: DE—Josh Allen (Jacksonville), Melvin Ingram (L.A. Chargers). DT—Jurrell Casey (Tennessee). OLB—Matt Judon (Bal-

timore). CB—Joe Haden (Pittsburgh). DB—Minkah Fitzpatrick (Pittsburgh), Marlon Humphrey (Baltimore). Not Active—RS—Mecole Hardman (Kansas City). QB—Patrick Mahomes (Kansas City). WR—Tyreek Hill (Kansas City), DeAndre Hopkins (Houston). TE—Travis Kelce (Kansas City). G—David DeCastro (Pittsburgh). T—Trent Brown (Oakland). C—Maurkice Pouncey (L.A. Chargers). DE—Joey Bosa (L.A. Chargers), Frank Clark (Kansas City). DT—Chris Jones (Kansas City). LB—Donta' Hightower (New England). DB—Marcus Peters (Baltimore).

HEAD COACHES

NFC—Pete Carroll (Seattle)
AFC—John Harbaugh (Baltimore)

OFFICIALS

Referee—Craig Wrolstad. Umpire—Jeff Rice. Side Judge—Jabir Walker. Field Judge—Dyrol Prigoleau. Down Judge—Michael Spanier. Back Judge—Dino Paganelli. Line Judge—Julian Mapp. Replay Official—Earnie Frantz & Terri Valenti.

NFC	7	7	13	6	—	33
AFC	7	17	7	7	—	38

NFC—Thomas 16 pass from Brees (Lutz kick)

AFC—Roberts 5 pass from Jackson (Tucker kick)

NFC—Cooper 6 pass from Wilson (Lutz kick)

AFC—Andrews 3 pass from Jackson (Tucker kick)

AFC—Doyle 13 pass from Watson (Tucker kick)

AFC—FG Tucker 50

NFC—Cox 61 interception return (Lutz kick)

NFC—Adams 13 pass from Cousins (kick blocked)

AFC—Chark 60 pass from Tannehill (Tucker kick)

AFC—Watt 82 fumble return (Tucker kick)

NFC—Adams 4 pass from Cousins (pass failed)

TEAM STATISTICS	NFC	AFC
Total First Downs	18	27
Rushing	1	6
Passing	17	21
Penalty	0	0
Total Net Yardage	382	452
Total Offensive Plays	49	67
Avg. Gain Per Offensive Play	7.8	6.7
Rushes	4	20
Yards Gained Rushing (Net)	21	71
Avg. Yards per Rush	5.3	3.6
Passes Attempted	42	45
Passes Completed	23	31
Had Intercepted	2	3
Tackled Attempting to Pass	3	2
Yards Lost Attempting to Pass	27	12
Yards Gained Passing (Net)	361	381
Punts	2	1

PRO BOWL SUMMARIES

Avg. Distance	41.0	42.0
Punt Returns	0	2
Punt Return Yardage	0	11
Interception Return Yardage	128	41
Total Return Yardage	128	52
Fumbles	3	1
Fumbles Lost	1	0
Own Fumbles Recovered	2	1
Opponent Fumbles Recovered	0	1
Penalties/Yards Penalized	4/20	3/15
Field Goals	0	1
Field Goals Attempted	0	1
Third-Down Efficiency	4/8	2/9
Fourth-Down Efficiency	0/3	3/4
Time of Possession	25:17	34:24

INDIVIDUAL STATISTICS

RUSHING: NFC: D. Cook 3-17-0, Elliott 1-4-0. AFC: Ingram 5-31-0, Chubb 4-23-0, Henry 4-17-0, Jackson 2-6-0, Tannehill 5-(6)-0.

PASSING: NFC: Cousins 13-22-181-2-1, Wilson 5-11-78-1-0, Brees 4-7-95-1-0, Adams 1-1-34-0-0, Elliott 0-1-0-0-1. AFC: Jackson 16-23-185-2-1, Watson 14-20-148-1-1, Tannehill 1-2-60-1-1.

RECEIVING: NFC: Adams 6-61-2, Thomas 5-92-1, Golladay 3-109-0, J. Cook 3-84-0, Cooper 3-24-1, Elliott 2-15-0, Hooper 1-3-0. AFC: Andrews 9-73-1, K. Allen 4-50-0, Sutton 4-37-0, Landry 4-34-0, Doyle 3-63-1, Chark 2-67-1, Roberts 2-30-0, Henry 2-22-0, Ingram 1-17-0.

PUNT RETURNS: NFC: None. Roberts 2-11-0.

PUNTING: NFC: Way 2-82-41.0. AFC: Kern 1-42-42.0.

INTERCEPTIONS: NFC: H. Smith 1-36-0, Z. Smith 1-16-0, Baker 1-15-0, Cox 0-61-1. AFC: Thomas 1-41-0, Haden 1-0-0, Humphrey 0-0-0, Judon 0-0-0.

SACKS: NFC: Z. Smith 2, AFC: J. Allen 1, Campbell 1, Miller 1.

2019 PRO BOWL

Camping World Stadium, Orlando, Florida
January 27, 2019, Attendance: 51,192

AFC 26, NFC 7—The AFC's defense intercepted three passes, registered seven sacks, and permitted just 148 yards and 10 first downs en route to posting its third consecutive victory. Patrick Mahomes completed four passes on the opening drive, capped by Eric Ebron's 18-yard touchdown catch just 3:34 into the game for a 7-0 lead. The NFC countered by driving to the AFC's 4-yard-line, but Dee Ford and Brandon Williams stopped Kyle Juszczyk for no gain on fourth-and-2 to stop the threat. Late in the first quarter Mahomes completed a 50-yard pass to Keenan Allen that set up Anthony Sherman's 1-yard run for a 14-0 lead. With Andrew Luck at quarterback, the AFC produced a methodical 17-play, 79-yard drive that featured three third-down conversions and culminated with Jason Myers' 31-yard field goal for a 17-0 lead with 21 seconds left in the first half. In the third quarter, Jamal Adams intercepted wide receiver Adam Thielen's pass at the AFC 14

to quell a scoring threat by the NFC. The ensuing 57-yard drive led to Myers' second field goal for a 20-0 lead with 4:01 remaining in the third quarter. Early in the fourth quarter the NFC defense forced three consecutive incomplete passes by Deshaun Watson to take over on downs at their own 37. Dak Prescott engineered an 8-play, 63-yard drive that was highlighted by two fourth-down conversions, the latter of which was a 20-yard pass to Austin Hooper on fourth-and-5 with 9:05 left in the game. NFC offensive players Saquon Barkley, Ezekiel Elliott, Mike Evans and Alvin Kamara took part in a handful of snaps on defense, and Evans intercepted a Watson pass with 6:17 to play. The NFC drove to the AFC 23, but Xavien Howard thwarted their final scoring chance with an interception at the AFC 18-yard-line with 4:01 left. A 49-yard pass to Anthony Sherman gave the AFC a chance to play some defensive players on offense in the final minutes. Defensive end Melvin Ingram gained 2 yards on third-and-1 for a first down with 1:14 to play, and Watson tossed a 6-yard scoring pass to cornerback Jalen Ramsey with 22 seconds to play. The 2-point conversion pass intended for safety Derwin James fell incomplete. Mahomes was named the Offensive Player of the Game and Adams earned Defensive Player of the Game honors

AFC 7 10 3 6 — 26

NFC 0 0 0 7 — 7

AFC—Ebron 18 pass from Mahomes

(Myers kick)

AFC—Sherman 1 run (Myers kick)

AFC—FG Myers 31

AFC—FG Myers 47

NFC—Hooper 20 pass from Prescott

(Rosas kick)

AFC—Ramsey 6 pass from Watson

(2-pt pass failed)

2018 PRO BOWL

Camping World Stadium, Orlando, Florida
January 28, 2018, Attendance: 51,019

AFC 24, NFC 23—Delanie Walker caught 2 touchdown passes, including the game-winner with 1:31 remaining, as the AFC rallied for a 17-point halftime deficit to defeat the NFC. The NFC opened the game with a 75-yard touchdown drive engineered by Drew Brees. The NFC used a pair of third-down conversion passes by Brees and Kyle Juszczyk's 2-yard run on fourth-and-1 to set up Brees' 8-yard touchdown pass to Adam Thielen. Following an exchange of field goals, the AFC was faced with fourth-and-7 from the AFC 41-yard line. Ben Roethlisberger's deep pass was intercepted by Harrison Smith and returned 79 yards for a touchdown and 17-3 lead. A 49-yard pass from Alex Smith to Jarvis Landry put the AFC in the NFC red zone, but Patrick Peterson intercepted Smith's pass in the end zone three plays later to stifle the AFC. Russell Wilson guided the NFC down field, and Mark Ingram added a key 11-yard run to set up Graham Gano's 40-yard field

goal as the half expired for a 20-3 NFC lead. Smith's 44-yard pass to T.Y. Hilton three plays into the second half set up Walker's 4-yard touchdown catch to cut the deficit to 20-10. Five plays later, Casey Hayward's interception, then lateral to Reshad Jones for 23 yards, followed by his lateral to Jalen Ramsey for another 23 yards, gave the AFC momentum. Moments later Derek Carr connected on a 39-yard pass to Hilton and LeSean McCoy scored on the next play to pull the AFC to within 20-17 with 5:36 left in the third quarter. The NFC responded with a 13-play drive, but Cameron Hayward's sack of Jared Goff on third down forced the NFC to settle for Gano's third field and a 23-17 lead with 14:09 to play. With 3:46 remaining, faced with fourth-and-3 near midfield, Goff's pass to Doug Baldwin fell incomplete. The AFC took over, Carr completed a 12-yard pass to Landry on fourth-and-7 to keep the drive alive, and he fired an 18-yard touchdown pass to Walker with 1:31 left to give the AFC its first lead of the game, 24-23. Von Miller sacked Goff, forced him to fumble, and recovered the ball at the NFC 27 to clinch the victory. Walker was named the Offensive Player of the Game and Miller earned Defensive Player of the Game honors.

NFC 7 13 0 3 — 23

AFC 3 0 14 7 — 24

NFC—Thielen 8 pass from Brees

(Gano kick)

AFC—FG Boswell 41

NFC—FG Gano 43

NFC—Smith 79 interception return

(Gano kick)

NFC—FG Gano 40

AFC—Walker 4 pass from A. Smith

(Boswell kick)

AFC—McCoy 2 run (Boswell kick)

NFC—FG Gano 38

AFC—Walker 18 pass from Carr

(Boswell kick)

2017 PRO BOWL

Camping World Stadium, Orlando, Florida
January 29, 2017, Attendance: 60,834

AFC 20, NFC 13—In the first AFC-NFC game played in four years, Lorenzo Alexander intercepted a pass at the 2-yard-line with 1:23 remaining to secure the AFC's victory. After three years of teams being picked by former stars, the traditional AFC-NFC series is now knotted at 22 wins apiece. The NFC had the first scoring opportunity, but Ezekiel Elliott was stopped shy of the goal line by Zach Brown on fourth-and-goal midway through the first quarter. On the first play of the second quarter, Alex Smith completed a 26-yard touchdown pass deep down the left side to Delanie Walker. The NFC drove to the AFC 4-yard-line but Stephon Gilmore intercepted Drew Brees' next pass for a touchback. Richard Sherman returned the favor three plays later when he stepped in front of an Andy Dalton pass and returned it 6 yards to the NFC's 42-yard-line. Four plays later,

PRO BOWL SUMMARIES

after a key 6-yard pass to Jimmy Graham on third-and-5, Brees connected deep down the left side with Doug Baldwin for a game-tying 47-yard touchdown. Late in the first half, Tyreek Hill's 38-yard punt return set up Dalton's 23-yard touchdown pass to Travis Kelce for a 14-7 AFC lead. The AFC started the second half with consecutive scoring drives in excess of seven minutes, the first engineered by Dalton and the second by Philip Rivers. Both resulted in Justin Tucker field goals for a 20-7 lead with 14:12 remaining. Kirk Cousins guided the NFC to a pair of field goals on their next two possessions to cut the deficit to 20-13 with 4:29 to play. Rivers passed for a first down on the AFC's next possession, but then was sacked on three consecutive plays to force at punt. Cousins and the NFC began their final drive at their own 31-yard-line with 2:37 to play. He completed five of his first six passes, including a pair to Baldwin and Graham, to reach the AFC 24. Following an off-side penalty, Cousins pass deep down the middle was intercepted by Alexander at the 2-yard line. Following a 20-yard return, Alexander lateraled the ball to Aqib Talib, who raced 66 yards to the NFC 12, to clinch the victory. Kelce had 3 catches for 36 yards and was named the Offensive Player of the Game. Alexander's game-clinching interception earned him Defensive Player of the Game honors.

AFC 0 14 3 3 — 20

NFC 0 7 0 6 — 13

AFC—Walker 26 pass from Smith
(Tucker kick)

NFC—Baldwin 47 pass from Brees
(Prater kick)

AFC—Kelce 23 pass from Dalton
(Tucker kick)

AFC—FG Tucker 38

AFC—FG Tucker 31

NFC—FG Prater 42

NFC—FG Prater 46

2016 PRO BOWL

Aloha Stadium, Honolulu, Hawai'i
January 31, 2016, Attendance: 49,616

TEAM IRVIN 49, TEAM RICE 27

Team Irvin's defense had 6 interceptions, which led to 21 points, to help guide them to victory. Eli Manning engineered the opening drive for Team Rice, capped by his 4-yard touchdown pass to Travis Kelce. On Team Irvin's first play from scrimmage, Russell Wilson completed a 61-yard pass to DeAndre Hopkins deep down the right sideline to set up his 14-yard touchdown pass to Julio Jones. Sean Lee's interception two plays later led to Wilson's second touchdown pass, this one to Devonta Freeman, to give Team Irvin a 14-7 lead with 3:40 left in the first quarter. Following an exchange of punts, NaVorro Bowman intercepted a pass that sparked a 5-play, 75-yard drive, keyed by Wilson's 48-yard pass to Allen Robinson and capped by his 10-yard scoring toss to Todd Gurley for a 21-7 Team Irvin lead early in the second quarter. Team Rice respond-

ed with Derek Carr's 10-yard touchdown pass to Kelce, on third-and-goal, to cut the deficit to 21-14. Marcus Peters intercepted Teddy Bridgewater's pass on the next play from scrimmage, and his 37-yard return gave Team Rice the ball at the Team Irvin 26-yard-line. Two plays later, Jurrell Casey intercepted a short pass to thwart the rally. Bridgewater's 44-yard pass to A.J. Green moments later led to Darren Sproles' 2-yard touchdown catch with 32 seconds left in the half for a 28-14 Team Irvin lead. Team Rice began the second half with a 10-play, 75-yard drive, highlighted by Cedric Peerman's 6-yard run from punt formation on fourth-and-2, and capped by Doug Martin's 3-yard touchdown run, to pull within 28-21. Team Irvin needed just four plays to answer, with Robinson catching a 50-yard touchdown pass from Bridgewater. Tyrod Taylor had passes intercepted on the next two Team Rice possessions, the second of which, by Dominique Rodgers-Cromartie, led to Jameis Winston's 53-yard touchdown pass to Delanie Walker, and a 42-21 lead with 1:51 left in the third quarter. On Team Irvin's next drive, Winston was 3-for-3 on third-down pass situations, with Hopkins' 7-yard touchdown catch increasing the lead to 49-21 with 7:50 remaining. Taylor completed four consecutive passes, the last of which to Jarvis Landry for a 31-yard touchdown with 6:05 to play, to cut the lead to 49-27. Two plays later Khalil Mack recovered Winston's fumble at the Irvin 22-yard-line, but Bowman intercepted Taylor's pass on the next play and Team Irvin was able to run out the final 5:23. Wilson, who completed 8 of 12 passes for 164 yards and 3 touchdowns, was the Offensive MVP, while Michael Bennett, who had the game's lone sack, along with a tackle for loss and pass defended, earned Defensive MVP honors.

Irvin 14 14 14 7 — 49

Rice 7 7 7 6 — 27

Rice — Kelce 4 pass from E. Manning
(J. Brown kick)

Irv — J. Jones 14 pass from Wilson
(pass failed)

Irv — Freeman 6 pass from Wilson
(J. Jones pass from Wilson)

Irv — Gurley 10 pass from Wilson
(Bailey kick)

Rice — Kelce 10 pass from Carr
(J. Brown kick)

Irv — Sproles 2 pass from
Bridgewater (Bailey kick)

Rice — Martin 3 run (J. Brown kick)

Irv — Robinson 50 pass from
Bridgewater (Bailey kick)

Irv — Walker 53 pass from Winston
(Bailey kick)

Irv — Hopkins 7 pass from Winston
(Bailey kick)

Rice — Landry 31 pass from Taylor
(pass failed)

2015 PRO BOWL

University of Phoenix Stadium,

Glendale, Arizona

January 25, 2015, Attendance: 63,225

TEAM IRVIN 32, TEAM CARTER 28

Both teams scored on their first two possessions. After an Adam Vinatieri field goal, Andrew Luck completed all five pass attempts on his first possession to give Team Carter a 7-3 lead. Two plays later, Matthew Stafford connected with Golden Tate on a 60-yard pass to set up his 10-yard touchdown pass to Emmanuel Sanders for a 9-7 lead. Luck completed a 30-yard pass to Antonio Brown on third-and-17 to keep the next drive alive and regained the lead with a 14-yard touchdown pass to T.Y. Hilton. Stafford engineered two more scoring drives early in the second quarter, highlighted by a 48-yard pass to Odell Beckham, Jr. and a 29-yard pass to Sanders, en route to a 19-13 lead with 5:45 left in the half. Drew Brees responded by completing all five of his pass attempts on the ensuing drive, and John Kuhn gained two yards on fourth-and-1, to set up Brees' 21-yard touchdown pass to Jordy Nelson to give Team Carter a 20-19 lead with 1:59 left in the second quarter. Stafford drove Team Irvin to the Carter 2-yard-line with 23 seconds left in the half, but J.J. Watt intercepted his short pass intended for Tate to help Team Irvin hold a one-point halftime lead. On the first play of the second half, Stafford fumbled the snap and Watt recovered the fumble. Three plays later Brees connected with Olsen on a 10-yard touchdown pass and 2-point conversion toss to Hilton for a 28-19 lead for Team Carter. Brent Grimes intercepted Brees' pass for a touchback later in the third quarter to keep Team Irvin within nine points. Mark Ingram carried six times for 45 yards on the ensuing drive and Matt Ryan culminated the drive with a 1-yard touchdown pass to Sanders. Vinatieri missed his second extra point of the game, so Team Irvin trailed by three points with 1:52 left in the third quarter. Midway through the fourth quarter, Darren Sproles had a 30-yard run to help get Team Irvin into scoring position. Faced with fourth-and-goal from the 1-yard-line with 3:14 to play, Team Irvin forwent a game-tying field-goal attempt and Ryan tossed a 1-yard touchdown to Jimmy Graham for a 32-28 lead. Andy Dalton drove Team Carter down to the Team Irvin 19-yard-line with 1:06 remaining, but then threw four consecutive incompletions and Team Carter prevailed. Watt had four passes defended, recovered a fumble and had an interception to earn defensive player of the game honors. Stafford was named offensive player of the game with 316 passing yards and 2 touchdowns.

Irvin 9 10 6 7 — 32

Carter 13 7 8 0 — 28

Irv — FG Vinatieri 32

Cart — Olsen 17 pass from Luck
(Parkey kick)

Irv — Sanders 10 pass from Stafford

PRO BOWL SUMMARIES

- (kick failed)
 Cart — Hilton 14 pass from Luck
 (pass failed)
 Irv — Graham 6 pass from Stafford
 (Vinatieri kick)
 Irv — FG Vinatieri 28
 Cart — Nelson 21 pass from Brees
 (Parkey kick)
 Cart — Olsen 10 pass from Brees
 (Hilton pass from Brees)
 Irv — Sanders 1 pass from Ryan
 (kick failed)
 Irv — Graham 1 pass from Ryan
 (Vinatieri kick)

2014 PRO BOWL

Aloha Stadium, Honolulu, Hawaii
 January 26, 2014, Attendance: 47,270

TEAM RICE 22, TEAM SANDERS 21

DeMarco Murray scored on a 20-yard touchdown pass, and Mike Tolbert added the 2-point conversion run, with 41 seconds remaining as Team Rice rallied to defeat Team Sanders. The game marked the first in which the Pro Bowl players were split into teams via a draft held by Pro Football Hall of Fame players Jerry Rice and Deion Sanders. Team Sanders scored first as Andrew Luck completed a 36-yard flea-flicker touchdown pass to DeSean Jackson for a 7-0 less than five minutes into the game. Team Rice had a chance to tie the game at the end of the first quarter, but Eric Berry intercepted a Drew Brees pass in the end zone. Brees bounced back on the next series, tying the game on an 8-yard scoring pass to Jimmy Graham. Dontari Poe's interception and 42-yard return to the Team Rice's 7-yard-line set up Cam Newton's 1-yard run to give Team Sanders a 14-7 lead. Just before halftime Team Rice's Derrick Johnson forced Alfred Morris to fumble. Alterraun Verner recovered the fumble at Team Rice's own 42-yard line, and Philip Rivers completed the final four passes on a 58-yard drive, capped by his 10-yard touchdown pass to Josh Gordon, to tie the game 14-14 with 36 seconds left in the half. Team Sanders' Justin Tucker attempted a 66-yard field goal to conclude the half, but the kick fell short. Team Sanders had a chance to retake the lead early in the second half following Berry's fumble recovery at the 24-yard line, but Newton's fourth-and-goal pass from the 4-yard line fell incomplete. In the fourth quarter, Stephen Gostkowski's 53-yard field-goal attempt for Team Rice hit the right upright, maintaining the tie score with 7:24 to play. Three plays later Nick Foles completed a 39-yard pass to Antonio Brown to set up his 12-yard touchdown pass to Jordan Cameron for a 21-14 lead for Team Sanders with 4:41 remaining. On the next possession, on fourth-and-2 from their own 30 with 3:48 remaining, Tolbert took a direct snap from punt formation and ran seven yards for a first down. Alex Smith then completed a 16-yard pass to Gordon on fourth-and-8, keeping the drive alive for Team Rice. How-

ever, Brent Grimes intercepted Smith's pass and returned it to Team Sanders' 30 with 2:17 remaining. Team Rice was able to force a punt, and Dexter McCluster returned it 26 yards to his own 42-yard line. With 1:24 on the clock and trailing 21-14, Smith completed a 24-yard pass to Gordon on the first play. Two plays later he connected with Alshon Jeffery on a 12-yard reception. On the next play he found Murray over the middle. Murray powered through Team Sanders' defense for the touchdown. Team Rice head coach Ron Rivera went for the 2-point conversation, and Tolbert blasted over the middle for a 22-21 lead with 41 seconds left. Team Sanders reached the Team Rice 49-yard-line with five seconds left. Tucker attempted a 67-yard field goal but it fell short. Team Rice's Smith passed for a game-high 116 yards. Gordon had 6 catches. Linebacker Johnson had a team-high 9 tackles, and one forced fumble, to be named the game's defensive most valuable player. For Team Sanders, Foles, who led the NFL in passer rating, had a game-best 130.8 rating by completing 7 of 10 passes for 89 yards and 1 touchdown and was named the game's offensive most valuable player. Jamaal Charles rushed for a game-best 43 yards.

Rice	0	14	0	8	—	22
Sanders	7	7	0	7	—	21

- San — Jackson 36 pass from Luck
 (Tucker kick)
 Rice — Graham 8 pass from Brees
 (Gostkowski kick)
 San — Newton 1 run (Tucker kick)
 Rice — Gordon 10 pass from
 Rivers (Gostkowski kick)
 San — Cameron 12 pass from Foles
 (Tucker kick)
 Rice — Murray 20 pass from A. Smith
 (Tolbert run)

2013 PRO BOWL

Aloha Stadium, Honolulu, Hawaii
 January 27, 2013, Attendance: 47,134

NFC 62, AFC 35

Russell Wilson passed for 3 touchdowns as the NFC scored touchdowns on six consecutive possessions in the second and third quarters en route to victory. Drew Brees fumbled on the first play of the game. It was recovered by Jairus Byrd and four plays later Peyton Manning completed a 6-yard touchdown pass to A.J. Green for a 7-0 lead 59 seconds into the game. The NFC's defense forced punts on the AFC's next three possessions, but when Derrick Johnson intercepted a pass by Eli Manning and returned it 42 yards for a touchdown, the AFC led 14-10 with 11:14 remaining in the second quarter. The NFC regained the lead 17-14 on Victor Cruz' 9-yard touchdown catch. William Moore intercepted a pass on the AFC's next possession, and on the next play Eli Manning completed a 52-yard pass to Kyle Rudolph, setting up Marshawn Lynch's 1-yard touchdown run for a 24-14 lead with 1:41 left in the half. Julius Peppers

sacked Matt Schaub on third down to force Dustin Colquitt's fourth punt of the half. Eli Manning then engineered a 71-yard drive in the final 1:08 of the half, started by Rudolph's 20-yard catch on the first play of the drive, keyed by Larry Fitzgerald's 15-yard catch on third down, and capped by Rudolph's 3-yard touchdown catch as the half expired for a 31-14 lead. Earl Thomas intercepted Schaub's pass on the second play of the second half, and three plays later Wilson completed a 28-yard touchdown pass to Doug Martin. Schaub responded with a 16-play, 80-yard drive, capped by his 4-yard touchdown pass to Joshua Cribbs. However, the NFC answered by scoring twice in a span of 2 minutes, 1 second. Leon Washington set the stage with a Pro Bowl record 92-yard kickoff return that set up Wilson's 9-yard touchdown pass to Fitzgerald. The AFC's Andrew Luck fumbled on his first play from scrimmage and Gerald McCoy recovered. Vincent Jackson caught a 5-yard scoring pass from Wilson five plays later to give the NFC a 52-21 lead with 1:51 left in the third quarter. Cribbs fumbled on the ensuing kickoff and Chad Greenway recovered, setting up Blair Walsh's 26-yard field goal for a 55-21 lead. In the fourth quarter for the AFC Luck and Green combined for a pair of touchdowns, finishing 80- and 77-yard fourth-quarter drives. For the NFC, Cruz' Pro Bowl-record 10th catch set up the NFC's final points, a 3-yard scoring run by Jerome Felton. Eli Manning was 16 of 23 for 191 yards and 2 touchdowns, with 1 interception. Brees was 8 of 11 for 131 yards and 1 touchdown, while Wilson was 8 of 10 for 98 yards and 3 touchdowns. Cruz had 10 receptions for 96 yards and 1 touchdown. Rudolph, who was chosen as the game's MVP, had 5 receptions for 122 yards and 1 touchdown. Schaub completed 12 of 22 for 113 yards and 1 touchdown, with 2 interceptions. Luck was 12 of 19 for 205 yards and 2 touchdowns, with 1 interception, and Peyton Manning was 6 of 12 for 43 yards and 1 touchdown. Green had 7 catches for 119 yards and 3 touchdowns.

AFC	7	7	7	14	—	35
NFC	7	24	21	10	—	62

- AFC — Green 6 pass from P. Manning
 (Dawson kick)
 NFC — V. Jackson 36 pass from Brees
 (Walsh kick)
 NFC — FG Walsh 48
 AFC — D. Johnson 42 interception
 return (Dawson kick)
 NFC — Cruz 9 pass from
 E. Manning (Walsh kick)
 NFC — Lynch 1 run (Walsh kick)
 NFC — Rudolph 3 pass from
 E. Manning (Walsh kick)
 NFC — Martin 28 pass from Wilson
 (Walsh kick)
 AFC — Cribbs 4 pass from Schaub
 (Dawson kick)
 NFC — Fitzgerald 9 pass from Wilson
 (Walsh kick)
 NFC — V. Jackson 5 pass from Wilson

PRO BOWL SUMMARIES

(Walsh kick)
 NFC — FG Walsh 26
 AFC — Green 4 pass from Luck
 (Dawson kick)
 NFC — Felton 3 run (Walsh kick)
 AFC — Green 49 pass from Luck
 (Dawson kick)

2012 PRO BOWL

Aloha Stadium, Honolulu, Hawai'i
 January 29, 2012, Attendance: 48,423

AFC 59, NFC 41—Brandon Marshall established a Pro Bowl record with 4 touchdown catches as the AFC defeated the NFC. The two teams combined for 1,142 total yards, including 596 by the AFC. The NFC scored the first two touchdowns in a span of nine seconds. After Aaron Rodgers connected with Larry Fitzgerald on a 10-yard touchdown, the NFC's Charles Tillman successfully recovered an onside kick. On the next play, Rodgers found Fitzgerald for a 44-yard touchdown deep down the right sideline for a 14-0 lead 5:55 into the game. The NFC's Clay Matthews then intercepted a pass, but during the return the NFC lateraled the ball and Julius Peppers fumbled. Vincent Jackson recovered and the AFC scored three plays later to cut the deficit to 14-7. Champ Bailey recovered LeSean McCoy's fumble at the AFC' 15-yard line on the ensuing possession and Ben Roethlisberger found Marshall for a 74-yard touchdown pass to tie the game with 2:35 left in the first quarter. Patrick Peterson's interception in the end zone resulted in a touchback and thwarted an AFC scoring opportunity early in the second quarter. Drew Brees guided the NFC on an 80-yard drive on the next possession, capped by his fourth-and-goal 2-yard touchdown pass to Jimmy Graham for a 21-14 lead. Philip Rivers answered with a 29-yard touchdown pass to Marshall to tie the game. On its next possession, the NFC was forced to punt but punter Andy Lee completed an 8-yard pass to Peterson for a first down. Three plays later Greg Jennings caught an 11-yard touchdown pass from Brees for a 28-21 lead. The half ended with Rivers finding Antonio Gates for a 27-yard touchdown on the last play of the first half to tie the game 28-28. Eric Weddle intercepted Cam Newton's pass early in the second half to set up Sebastian Janikowski's 37-yard field goal, but Newton found Steve Smith for a 55-yard touchdown three plays later as the NFC retook the lead 35-31. The NFC had its second successful onside kick, this one recovered by Brian Jennings, but was unable to capitalize as Johnathan Joseph intercepted Newton's pass to stop the NFC's drive. The AFC resulted with a long drive, but A.J. Green fumbled at the NFC 1-yard-line and Eric Thomas recovered in the end zone for a touchback. The AFC's defense then forced a punt and Andy Dalton connected with Marshall on a 47-yard touchdown pass for a 38-35 lead. Another NFC punt led to a 46-yard punt return by Antonio Brown and set up Vonta Leach's 1-yard touchdown for

a 45-35 lead with 11:40 to play. The AFC's defense forced a third consecutive punt, Brown had a 32-yard return, and Marshall ended the drive with his fourth scoring catch, a 3-yard reception, for a 52-35 lead with 8:25 remaining. On the next drive Weddle intercepted his second pass of the day. He returned it 27 yards, lateraled to Derrick Johnson, who returned it the remaining 60 yards for a touchdown a 59-35 lead. Newton's 36-yard touchdown pass to Fitzgerald with 2:37 to play finished the scoring. Marshall finished with 6 catches for 176 yards and 4 touchdowns. The NFC had three players with more than 100 receiving yards: Smith (118 yards, 5 catches), Tony Gonzalez (114, 7), and Fitzgerald (111, 6).

NFC	14	14	7	6	—	41
AFC	14	14	10	21	—	59

NFC — Fitzgerald 10 pass from Rodgers (Akers kick)
 NFC — Fitzgerald 44 pass from Rodgers (Akers kick)
 AFC — Green 34 pass from Roethlisberger (Janikowski kick)
 AFC — Marshall 74 pass from Roethlisberger (Janikowski kick)
 NFC — Graham 2 pass from Brees (Akers kick)
 AFC — Marshall 29 pass from Rivers (Janikowski kick)
 NFC — Jennings 11 pass from Brees (Akers kick)
 AFC — Gates 27 pass from Rivers (Janikowski kick)
 AFC — FG Janikowski 37
 NFC — Smith 55 pass from Newton (Akers kick)
 AFC — Marshall 47 pass from Dalton (Janikowski kick)
 AFC — Leach 1 run (Janikowski kick)
 AFC — Marshall 3 pass from Dalton (Janikowski kick)
 AFC — Johnson 60 interception return (Janikowski kick)
 NFC — Fitzgerald 36 pass from Newton (kick short)

2011 PRO BOWL

Aloha Stadium, Honolulu, Hawai'i
 January 30, 2011, Attendance: 49,331

NFC 55, AFC 41—The NFC jumped out to a 42-0 lead, scoring six touchdowns in less than 14 minutes, and forced six turnovers en route to victory. After the AFC failed to convert a fourth-and-three from the NFC's 41-yard line, Michael Vick scrambled for a first down on third-and-6, and completed a 23-yard pass to Roddy White on third-and-10 to set up Ovie Mughelli's 1-yard touchdown run with 3:14 left in the first quarter. On the AFC's next play, London Fletcher intercepted Philip Rivers' pass and returned it to the AFC 43. Five plays later, Adrian Peterson scored on a 14-yard run for a 14-0 lead. DeAngelo Hall and Devin McCourty had interceptions on back-to-back plays to give the AFC the ball, but Brent Grimes snared a Peyton Manning pass at the NFC 42. Keyed by a Devin Hester 19-yard run, the NFC took a 21-0 lead on

Matt Ryan's 4-yard touchdown pass to Tony Gonzalez with 10:41 remaining in the half. On the next play from scrimmage, Wes Welker fumbled. Hall returned the fumble 34 yards for a touchdown and 28-0 advantage. The NFC defense forced a three-and-out, and Ryan's 25-yard touchdown pass to Larry Fitzgerald four plays later extended the lead. Two plays later, Antoine Winfield intercepted Matt Cassel's pass, and Steven Jackson's 21-yard scoring scamper gave the NFC a 42-0 lead with 4:32 left in the half. The NFC scored six touchdowns in 13 minutes, 42 seconds. The AFC cracked the scoreboard as Jamaal Charles carried five times on a six-play drive, capped by his 8-yard scoring run with 1:54 left in the half. Rivers engineered an eight-play, 69-yard drive to begin the second half, and his 16-yard touchdown pass to Reggie Wayne cut the deficit to 42-14. Hester then fumbled the ensuing kickoff. Montell Owens scooped up the ball for an 8-yard touchdown return for 14 points in five seconds. David Akers then made a field goal. It was his 48th career Pro Bowl point, setting the game's all-time scoring record. Rivers' touchdown pass to Mercedes Lewis cut the deficit to 45-28, and the AFC drove into NFC territory on its next drive, but failed to convert on fourth-and-seven with 8:10 to play. Akers made his second field goal, and three plays later Jon Beason intercepted a pass by Cassel and returned it 49 yards for a touchdown and 55-28 lead with 3:33 remaining. Cassel threw two touchdowns in the final 1:55, including a 67-yard pass play that included laterals by Dwayne Bowe and Owens to center Alex Mack, who took the ball the final 40 yards. With a fumble return for a touchdown, along with an interception, Hall was named MVP, only the second defensive player in 21 years so honored.

AFC	0	7	21	13	—	41
NFC	14	28	3	10	—	55

NFC — Mughelli 1 run (Akers kick)
 NFC — Peterson 14 run (Akers kick)
 NFC — Gonzalez 4 pass from Ryan (Akers kick)
 NFC — Hall 34 fumble return (Akers kick)
 NFC — Fitzgerald 25 pass from Ryan (Akers kick)
 NFC — Jackson 21 run (Akers kick)
 AFC — Charles 8 run (Cundiff kick)
 AFC — Wayne 16 pass from Rivers (Cundiff kick)
 AFC — Owens 8 fumble return (Cundiff kick)
 NFC — FG Akers 41
 AFC — M. Lewis 28 pass from Rivers (Cundiff kick)
 NFC — FG Akers 38
 NFC — Beason 49 interception return (Akers kick)
 AFC — Owens 7 pass from Cassel (Cundiff kick)
 AFC — Mack 67 pass play from Cassel (pass failed)

PRO BOWL SUMMARIES

2010 PRO BOWL

Sun Life Stadium, Miami, Florida

January 31, 2010, Attendance: 70,697

AFC 41, NFC 34—Matt Schaub passed for 2 scores and Chris Johnson scored the tie-breaking touchdown with 5:59 to play as the AFC defeated the NFC.

This marked the first time the Pro Bowl was played prior to the Super Bowl. The AFC began the game with identical 5-play, 65-yard scoring drives that ended with Schaub touchdown passes to take a 14-3 lead just eight minutes, one second into the game. Aaron Rodgers answered with back-to-back scoring drives of 80 and 78 yards, the latter of which featured a 12-yard pass from Rodgers to DeSean Jackson on fourth-and-7, and was capped by the duo's 7-yard touchdown, for a 17-14 NFC lead. With the score 17-17, Josh Cribbs returned a punt 65 yards just before halftime, but Dan Carpenter's 36-yard field-goal attempt sailed wide right as the half expired. The NFC scored on the second play of the third quarter, as Jackson took a short pass from Donovan McNabb and sprinted for a 58-yard touchdown. Undeterred, David Garrard needed just two plays to tie the game on his deep 48-yard touchdown toss to Vincent Jackson.

The AFC defense made a key play on the next play from scrimmage, as Brian Dawkins intercepted McNabb's pass to set up Maurice Jones-Drew's 4-yard touchdown run. The AFC defense then forced a punt, and Dan Carpenter made a 26-yard field goal to give the AFC a 34-24 lead with 5:09 left in the third quarter. Tony Romo entered the game and completed six consecutive passes to set up DeAngelo Williams' touchdown to pull within three points. Asante Samuel then intercepted Vince Young's pass and returned it 35 yards. David Akers made a 39-yard field goal moments later to tie the score 34-34 with 11:43 to play. Schaub re-entered the game and led the AFC on an 11-play, 76-yard march, highlighted by Andre Johnson's 7-yard catch on fourth-and-2, and capped by Chris Johnson's 2-yard run with 5:59 to play. Romo drove the NFC to the AFC 31-yard line, but on third down James Harrison intercepted Romo's pass and returned it 34 yards. Le'Ron McClain clinched the victory with his 3-yard run on fourth-and-1 with 1:40 remaining, allowing the AFC to run out the clock. Schaub, who was named the MVP, was 13 of 17 for 189 yards and 2 touchdowns and Garrard was 8 of 14 for 183 yards and a score. Vincent Jackson had 7 receptions for 122 yards. For the NFC, Rodgers was 15 of 19 for 197 yards and 2 touchdowns. DeSean Jackson had 6 catches for 101 yards.

NFC 10 7 14 3 — 34

AFC 14 3 17 7 — 41

AFC — A. Johnson 33 pass from Schaub (Carpenter kick)

NFC — FG Akers 47

AFC — Marshall 23 pass from Schaub (Carpenter kick)

NFC — Smith 48 pass from Rodgers (Akers kick)

NFC — D. Jackson 7 pass from Rodgers (Akers kick)

AFC — FG Carpenter 30

NFC — D. Jackson 58 pass from McNabb (Akers kick)

AFC — V. Jackson 48 pass from Garrard (Carpenter kick)

AFC — Jones-Drew 4 run (Carpenter kick)

AFC — FG Carpenter 26

NFC — D. Williams 7 run (Akers kick)

NFC — FG Akers 39

AFC — C. Johnson 2 run (Carpenter kick)

2009 PRO BOWL

Aloha Stadium, Honolulu, Hawaii

February 8, 2009, Attendance: 49,958

NFC 30, AFC 21—Larry Fitzgerald

caught 2 touchdown passes, including the go-ahead score with 4:03 remaining, as the NFC rallied to defeat the AFC. Fitzgerald, who also caught a 46-yard touchdown as the first half expired, was the game's MVP with 5 receptions for 81 yards along with the 2 scores. The AFC marched 96 yards on its first possession, with Peyton Manning completing 6 of 8 passes, capped by his 19-yard scoring toss to Tony Gonzalez. The AFC had a 16-play drive in the second quarter, but on fourth-and-goal from the NFC's 1-yard line, Manning's pass for Brandon Marshall was incomplete. After a punt, Kerry Collins needed just 49 seconds to drive 52 yards, and his 9-yard touchdown pass to Owen Daniels gave the AFC a 14-3 lead with 28 seconds left in the half. However, Drew Brees lofted a long pass as the half expired. Fitzgerald caught the ball despite Cortland Finnegan's defense, and his touchdown trimmed the deficit to 14-10. Late in the third quarter, Jared Allen sacked Collins, forced him to fumble, and recovered the ball. On the next play, Adrian Peterson scored on a 10-yard run for a 17-14 NFC lead. Early in the fourth quarter, Jay Cutler engineered a 13-play, 89-yard drive, highlighted by a 13-yard pass to Reggie Wayne on third-and-8, and capped by Le'Ron McClain's 5-yard run with 6:59 remaining for a 21-17 AFC lead. Clifton Smith returned the ensuing kickoff 55 yards, and Eli Manning completed a 24-yard pass to Anquan Boldin. On third-and-goal from the AFC's 2, Manning found Fitzgerald for a 24-21 lead. Julius Peppers' interception set up John Carney's 48-yard field goal with 2:06 to play. After four consecutive incomplete passes by Cutler, the 44-year-old Carney, the oldest player in Pro Bowl history, tacked on a 26-yard field goal with 32 seconds left to clinch the victory. Brees was 11 of 19 for 142 yards and 1 touchdown, and Eli Manning was 8 of 14 for 111 yards and 1 touchdown, with 1 interception. Peterson led the NFC with 48 rushing yards, and Steve Smith had 6 receptions for 89 yards. Peyton Manning was 12 of 17 for 151 yards and 1 touch-

down, while Collins was 10 of 15 for 108 yards and 1 touchdown, with 1 interception. Eli and Peyton Manning were the first brother quarterbacks to play against each in the Pro Bowl. Marshawn Lynch had 48 rushing yards for the AFC, while Gonzalez had 6 catches for 98 yards.

NFC 0 10 7 13 — 30

AFC 7 7 0 7 — 21

AFC — Gonzalez 19 pass from

P. Manning (Gostkowski kick)

NFC — FG Carney 37

AFC — Daniels 9 pass from Collins (Gostkowski kick)

NFC — Fitzgerald 46 pass from Brees (Carney kick)

NFC — Peterson 10 run (Carney kick)

AFC — McClain 5 run (Gostkowski kick)

NFC — Fitzgerald 2 pass from

E. Manning (Carney kick)

NFC — FG Carney 48

NFC — FG Carney 26

2008 PRO BOWL

Aloha Stadium, Honolulu, Hawaii

February 10, 2008, Attendance: 50,044

NFC 42, AFC 30—Adrian Peterson

rushed for 129 yards and 2 touchdowns as the NFC rallied to victory. Peterson became only the second rookie to win the Pro Bowl MVP award, joining Marshall Faulk. The NFC outgained the AFC 458-326 in total yards, but Antonio Cromartie helped keep the AFC in the game with 2 interceptions for 77 yards. The AFC scored on its first five possessions, including three touchdowns. The third touchdown was set up by Cromartie's 56-yard interception return and capped by Ben Roethlisberger's 1-yard touchdown pass to T.J. Houshmandzadeh for a 24-7 lead with 12:08 remaining in the second quarter. On the next drive, Tony Romo's 34-yard pass to Terrell Owens on fourth-and-13 seemed to change the momentum, and the pair hooked up for a 6-yard touchdown three plays later to pull within 24-14. Adrian Peterson's 39-yard run set up Matt Hasselbeck's 17-yard touchdown pass to Chris Cooley with 28 seconds left in the half to pull the NFC to within six points at 27-21. On the opening drive of the second half, Hasselbeck completed a 17-yard pass to Torry Holt on fourth-and-2, and Peterson scored on a 17-yard run on the next play for a 28-27 lead. The AFC responded with Rob Bironas' third field goal, but late in the third quarter Owens caught a 27-yard pass from former teammate Jeff Garcia, and the duo connected on a 6-yard touchdown for a 35-30 NFC lead with 12:29 remaining. The AFC drove to the NFC's 27, but Derek Anderson threw four consecutive incomplete passes. Garcia completed a 16-yard pass to Donald Driver on the ensuing 9-play, 73-yard drive, capped by Peterson's 6-yard touchdown run with 2:43 to play for a 42-30 lead. Darren Sharper intercepted Anderson's long pass for a touchback with 20 seconds left to seal the victory. Romo was 9 of 16 for 87 yards and 2 touchdowns, with 1 interception. Hasselbeck was 7 of 9 for 78 yards and 1 touchdown, and Garcia was 8 of 10 for 117 yards and 1 touchdown, with 1 interception.

PRO BOWL SUMMARIES

Owens had 8 receptions for 101 yards. Peyton Manning was 11 of 16 for 147 yards and 1 touchdown. Roethlisberger was 5 of 9 for 42 yards, and Anderson was 10 of 26 for 103 yards, with 1 interception.

AFC	17	10	3	0	—	30
NFC	7	14	7	14	—	42

AFC — Neal 1 run (Bironas kick)

NFC — Fitzgerald 6 pass from Romo (Folk kick)

AFC — Houshmandzadeh 16 pass from P. Manning (Bironas kick)

AFC — FG Bironas 33

AFC — Houshmandzadeh 1 pass from Roethlisberger (Bironas kick)

NFC — Owens 6 pass from Romo (Folk kick)

AFC — FG Bironas 48

NFC — Cooley 17 pass from Hasselbeck (Folk kick)

NFC — Peterson 17 run (Folk kick)

AFC — FG Bironas 28

NFC — Owens 6 pass from Garcia (Folk kick)

NFC — Peterson 6 run (Folk kick)

2007 PRO BOWL

Aloha Stadium, Honolulu, Hawaii

February 10, 2007, Attendance: 50,410

AFC 31, NFC 28—The NFC scored two touchdowns within 66 seconds to tie the score with 1:48 remaining, but Nate Kaeding made a 21-yard field goal with no time left as the AFC held off the NFC. With the score 7-7, Adaluis Thomas recovered Marc Bulger's fumble and returned it 70 yards for a touchdown to give the AFC a 14-7 lead with 7:42 remaining in the first half. The NFC responded with Frank Gore's 1-yard touchdown run to tie the game. To open the second half, LaDainian Tomlinson ran six times on a nine-play drive, capped by Tomlinson's 3-yard scoring run, to give the AFC a 21-14 lead. Antonio Pierce intercepted a pass at the NFC 6-yard-line to stop a drive late in the third quarter, but on the AFC's next possession Carson Palmer completed a 42-yard touchdown pass to teammate Chad Johnson to give the AFC a 28-14 lead. The NFC drove into the AFC red zone on its next two possessions, but Derrick Burgess' fourth-down sack ended one drive and Romo was stopped for no gain on fourth-and-goal from the 1-yard-line on the second possession with 5:00 left. However, Vince Young fumbled three plays later and Sean Taylor recovered at the AFC 11-yard-line. Four plays later, on fourth-and-3, Steven Jackson scored on a 4-yard run with 2:54 left. A bad snap on the extra-point attempt, however, forced holder Romo to throw an incomplete pass, leaving the NFC trailing by eight points. The NFC then attempted an onside kick and Ronde Barber recovered. Four plays later, Romo fired a 47-yard touchdown pass to Anquan Boldin, and a 2-point conversion pass to Steve Smith, to tie the game with 1:48 to play. After Palmer converted a fourth-and-1 with a sneak, he attempted a deep pass for

Johnson. Defensive pass interference was called when Adrian Wilson, mistakenly thinking the ball had been tipped, hit Johnson before the ball arrived, and the AFC got the ball at the NFC 2-yard-line. Kaeding made the 21-yard field goal as time expired. Palmer, who was selected the game's outstanding player, was 8 of 17 for 190 yards and 2 touchdowns to lead the AFC. Reggie Wayne had 6 receptions for 137 yards. Ed Reed had 2 interceptions. Romo was 11 of 19 for 156 yards and 1 touchdown, with 1 interception, and Bulger was 8 of 15 for 133 yards.

NFC	0	14	0	14	—	28
AFC	0	14	7	10	—	31

NFC— T. Barber 1 run (Gould kick)

AFC— Wayne 72 pass from Palmer (Kaeding kick)

AFC— A. Thomas 70 fumble return (Kaeding kick)

NFC— Gore 1 run (Gould kick)

AFC— Tomlinson 3 run (Kaeding kick)

AFC— C. Johnson 42 pass from Palmer (Kaeding kick)

NFC— S. Jackson 4 run (pass failed)

NFC— Boldin 47 pass from Romo (S. Smith pass from Romo)

AFC— FG Kaeding 21

2006 PRO BOWL

Aloha Stadium, Honolulu, Hawaii

February 12, 2006, Attendance: 50,190

NFC 23, AFC 17—Derrick Brooks returned an interception 59 yards for a touchdown, and Neil Rackers added 3 field goals, as the NFC held off the AFC. The series is now tied 18-18. The defenses dominated, as the game featured 7 sacks and 10 turnovers. John Lynch's interception and 40-yard return to the NFC 45-yard line set up Peyton Manning's 16-yard touchdown pass to Chris Chambers. With the ball at midfield and holding a 10-3 lead and 48 seconds left in the half, Manning was intercepted for the third time. Roy Williams picked off the pass at the NFC 12, ran 11 yards, handed off to DeAngelo Hall, who raced 57 yards to the AFC 20-yard line. Three plays later, Michael Vick completed a 14-yard touchdown pass to Alge Crumpler to tie the game with two seconds left in the half. In the middle of the third quarter, Brooks intercepted Trent Green's short pass intended for Antonio Gates and returned it 59 yards for a touchdown. Champ Bailey recovered Santana Moss' fumble to spark a 10-play, 68-yard drive capped by Green's 1-yard run to tie the game 17-17 with 12:47 to play. Matt Hasselbeck engineered a 13-play, 59-yard drive on the ensuing possession to set up Rackers' 22-yard field goal for a 20-17 lead with 6:29 to play. Jeremiah Trotter recovered Steve McNair's fumbled snap at the AFC 18-yard line with 3:42 to play, and Rackers added a 20-yard field goal with 1:10 remaining. The AFC reached the NFC 49-yard line with 29 seconds left, but McNair threw 3 consecutive incompletions

and Michael Strahan ended the game with a sack. Brooks was selected the game's outstanding player.

AFC	7	3	0	7	—	17
NFC	0	10	7	6	—	23

AFC — Chambers 16 pass from Manning (Graham kick)

NFC — FG Rackers 32

AFC — FG Graham 31

NFC — Crumpler 14 pass from Vick (Rackers kick)

NFC — D. Brooks 59 interception return (Rackers kick)

AFC — T. Green 1 run (Graham kick)

NFC — FG Rackers 22

NFC — FG Rackers 20

2005 PRO BOWL

Aloha Stadium, Honolulu, Hawaii

February 13, 2005, Attendance: 50,225

AFC 38, NFC 27—Peyton Manning passed for 130 yards and 3 touchdowns as the AFC won for the fourth time in five years. The NFC outgained the AFC 492-343, but committed 3 turnovers and allowed an onside kick for a touchdown. David Akers missed a 43-yard field goal in the first quarter, and the AFC responded with touchdowns on its next four possessions. Manning completed 3 touchdown passes in the stretch, and Hines Ward registered the first onside kick returned for a touchdown in Pro Bowl history. Manning's final scoring pass, a 12-yard toss to Antonio Gates, was set up by Takeo Spikes' interception near midfield, to take a 28-7 lead with 5:50 left in the half. Michael Vick began the second half for the NFC, and engineered a 73-yard drive, capped by Torry Holt's 27-yard touchdown catch. Lito Sheppard intercepted Tom Brady's pass four plays later, and Vick culminated a 69-yard drive with a 3-yard run to cut the deficit to 28-24 with 3:53 left in the third quarter. An exchange of field goals made the score 31-27 with 9:04 remaining, but Drew Brees connected on a 33-yard pass to Gates on a flea-flicker, and LaDainian Tomlinson scored on third-and-goal from the NFC's 4 with 5:15 to play. Nate Clements' interception of Vick's pass with 2:00 remaining clinched the victory. Manning was 6 of 10 for 130 yards and 3 touchdowns to earn the game's most valuable player award. Brady was 4 of 9 for 48 yards, with 1 interception, and Brees was 2 of 2 for 58 yards. Donovan McNabb was 1 of 8 for 24 yards, with 1 interception. Daunte Culpepper was 9 of 15 for 124 yards, with 1 interception. Vick was 14 of 24 for 205 yards and 1 touchdown, with 1 interception, and became the first player to pass and run for a touchdown in the same Pro Bowl game.

NFC	0	10	14	3	—	27
AFC	14	14	0	10	—	38

AFC — Harrison 62 pass from Manning (Vinatieri kick)

AFC — Ward 41 pass from Manning (Vinatieri kick)

NFC — Westbrook 12 run (Akers kick)

AFC — Ward 39 kickoff return

PRO BOWL SUMMARIES

(Vinatieri kick)
 AFC — Gates 12 pass from Manning
 (Vinatieri kick)
 NFC — FG Akers 33
 NFC — Holt 27 pass from Vick
 (Akers kick)
 NFC — Vick 3 run (Akers kick)
 AFC — FG Vinatieri 44
 NFC — FG Akers 29
 AFC — Tomlinson 4 run
 (Vinatieri kick)

2004 PRO BOWL

Aloha Stadium, Honolulu, Hawaii
 February 8, 2004, Attendance: 50,127

NFC 55, AFC 52—Marc Bulger passed for a Pro Bowl-record 4 touchdowns as the NFC rallied from a 25-point deficit to win the highest scoring game in Pro Bowl history. The AFC set a record with 626 yards, but committed 6 turnovers which led to 35 points. Steve McNair fired a 90-yard touchdown pass to Chad Johnson on the AFC's first play, and Ed Reed blocked Todd Sauerbrun's punt and returned it 23 yards for a touchdown for a 14-0 lead 3:58 into the game. The AFC led 17-13 in the second quarter when Peyton Manning fired a 50-yard touchdown pass to Marvin Harrison, and his 9-yard scoring pass to Tony Gonzalez on the next possession gave the AFC a 31-13 lead. Jamal Lewis' 22-yard touchdown run gave the AFC a 38-13 lead with 11:08 left in the third quarter. The comeback started when Trent Green fumbled and Leonard Little recovered. Bulger completed a 12-yard touchdown pass to Torry Holt two plays later with 8:08 left in the third quarter. Two plays later, Derrick Mason fumbled and Jerry Azumah returned it 36 yards to the AFC's 7 to set up Bulger's 2-yard touchdown toss to Keenan McCardell. But following an exchange of punts, Green completed a 23-yard touchdown pass to Clinton Portis to give the AFC a 45-27 lead with 13:14 left. The NFC scored 28 points in the next 9:42, set up by Azumah's 60-yard kickoff return, Champ Bailey's interception of a pass by Harrison, and interception returns by Dre' Bly, 32 yards for a touchdown, and Corey Chavous, 39 yards to set up Shaun Alexander's 2-yard touchdown run with 3:32 left, for a 55-45 NFC lead. Manning's 10-yard touchdown pass to Hines Ward with 1:54 left pulled the AFC within three points, and Bulger was intercepted by Brock Marion on fourth-and-10 from the AFC's 28-yard line with 1:15 left. The AFC drove to the NFC 21, but Kris Jenkins sacked Manning for a 12-yard loss, forcing Vanderjagt, who was 37-for-37 on the season but missed from 52 yards just before halftime, to attempt a 51-yard field goal as time expired. But the kick sailed wide right and the NFC prevailed. Bulger was 12 of 21 for 152 yards and 4 touchdowns, with 1 interception, and was selected as the player of the game. Holt had 7 receptions for 128 yards. Manning was 22 of 41 for 342 yards and 3 touchdowns, with 2 interceptions. Mason had 6 catches for

113 yards, and Johnson had 5 receptions for 156 yards.

AFC 17 14 7 14 — 52
NFC 10 3 14 28 — 55

AFC — C. Johnson 90 pass from McNair (Vanderjagt kick)
 AFC — Reed 23 return of blocked punt (Vanderjagt kick)
 NFC — Alexander 12 run (Wilkins kick)
 NFC — FG Wilkins 28
 AFC — FG Vanderjagt 27
 NFC — FG Wilkins 38
 AFC — Harrison 50 pass from Manning (Vanderjagt kick)
 AFC — Gonzalez 9 pass from Manning (Vanderjagt kick)
 AFC — J. Lewis 22 run (Vanderjagt kick)
 NFC — Holt 12 pass from Bulger (Wilkins kick)
 NFC — McCardell 2 pass from Bulger (Wilkins kick)
 AFC — Portis 23 pass from Green (Vanderjagt kick)
 NFC — Crumpler 33 pass from Bulger (Wilkins kick)
 NFC — Alexander 5 pass from Bulger (pass failed)
 NFC — Bly 32 interception return (Green run)
 NFC — Alexander 2 run (Wilkins kick)
 AFC — Ward 10 pass from Manning (Vanderjagt kick)

2003 PRO BOWL

Aloha Stadium, Honolulu, Hawaii
 February 2, 2003, Attendance: 50,125

AFC 45, NFC 20—Ricky Williams rushed for a game-high 56 yards, scored 2 touchdowns, and forced a fumble on special teams to earn player of the game honors. The AFC, which led by as many as 39 points, won for the third consecutive time. Jason Taylor's interception three plays into the game set up Williams' first touchdown run, and Rich Gannon's 11-yard touchdown pass to Tony Gonzalez capped a 71-yard drive on the AFC's next possession to take a 14-3 lead. Rod Woodson's interception early in the second quarter led to Gannon's 13-yard touchdown pass to Travis Henry, and Williams capped another 71-yard drive with a 1-yard run with 47 seconds left in the half to give the AFC a 28-6 lead. Brad Johnson entered the game in the fourth quarter, and Ty Law intercepted a pass and returned it 43 yards for a touchdown on his first possession, and Sam Madison intercepted Johnson during his second drive to set up Peyton Manning's 32-yard touchdown pass to Hines Ward, which gave the AFC a 45-6 lead with 7:31 left. Johnson guided the NFC to touchdowns on its next two possessions, with the help of Julian Peterson's onside kick recovery, for the game's final points. All three AFC quarterbacks passed for at least 100 yards, led by Drew Bledsoe's 9 of 18 for 122-yard performance. Gonzalez had 5 receptions for 98 yards to lead all receivers.

The AFC's defense had 6 interceptions, 3 of which were thrown by NFC starter Jeff Garcia.

NFC 3 3 0 14 — 20
AFC 14 14 3 14 — 45

AFC — R. Williams 1 run
 (Vinatieri kick)
 NFC — FG Akers 45
 AFC — Gonzalez 11 pass from Gannon (Vinatieri kick)
 AFC — Henry 13 pass from Gannon (Vinatieri kick)
 NFC — FG Akers 53
 AFC — R. Williams 1 run
 (Vinatieri kick)
 AFC — FG Vinatieri 20
 AFC — Law 43 interception return (Vinatieri kick)
 AFC — Ward 32 pass from Manning (Vinatieri kick)
 NFC — Horn 12 pass from B. Johnson (Akers kick)
 NFC — Alstott 4 pass from B. Johnson (Akers kick)

2002 PRO BOWL

Aloha Stadium, Honolulu, Hawaii
 February 9, 2002, Attendance: 50,301

AFC 38, NFC 30—Rich Gannon passed for 137 yards and 2 touchdowns to become the first player to earn back-to-back Pro Bowl player of the game honors. The game had an inauspicious beginning for Gannon, who fumbled the game's first snap. Hugh Douglas recovered the fumble and returned the ball to the AFC's 2-yard line to set up Ahman Green's touchdown 27 seconds into the game. After a three-and-out series, Kurt Warner's 23-yard pass to David Boston set up David Akers' 29-yard field goal to give the NFC a 10-0 lead. Gannon responded two plays later with a 55-yard touchdown pass to Marvin Harrison. Deltha O'Neal's 24-yard interception return to the NFC's 6-yard line moments later set up Curtis Martin's 4-yard touchdown run and gave the AFC a 14-10 lead. After the NFC went three-and-out, the AFC needed just five plays, keyed by Gannon's 30-yard pass to Troy Brown, and capped by Priest Holmes' 39-yard touchdown run to give the AFC its third touchdown in less than six minutes and a 21-10 lead. A 10-play NFC drive led to Akers' second field goal, but Jermaine Lewis' 54-yard kickoff return set up Gannon's 18-yard touchdown pass to Ken Dilger and gave the AFC a 28-10 lead with 12:03 left in the first half. The NFC overcame Shane Lechler's Pro Bowl-record 73-yard punt with Akers' 49-yard field goal just before halftime to cut the deficit to 28-16. Junior Seau's interception at the AFC's 5-yard line early in the fourth quarter thwarted one NFC rally, but Champ Bailey's interception led to Donovan McNabb's 8-yard touchdown pass to Terrell Owens to cut the deficit to 28-23 with 8:12 left. Runs of 29 and 16 yards by Corey Dillon led to Jason Elam's 38-yard field goal and, two plays later, Ty Law intercepted McNabb at the NFC 44-yard line, returned the ball to the NFC 13

PRO BOWL SUMMARIES

before laterally to Ray Lewis, who dragged three players into the end zone for a 38-23 lead with 2:49 remaining. McNabb's 15-yard touchdown pass to Garrison Hearst with 1:32 left cut the deficit to 38-30, but Rod Woodson recovered the ensuing onside kick to clinch the victory. Gannon was 8 of 10 for 137 yards and 2 touchdowns. McNabb was 12 of 25 for 149 yards and 2 touchdowns, with 2 interceptions, to lead the NFC. Owens had 8 receptions for 122 yards and 1 touchdown.

AFC 21 7 0 10 — 38

NFC 13 3 0 14 — 30

NFC — Green 2 run (Akers kick)

NFC — FG Akers 29

AFC — Harrison 55 pass from Gannon (Elam kick)

AFC — Martin 4 run (Elam kick)

AFC — Holmes 39 run (Elam kick)

NFC — FG Akers 41

AFC — Dilger 18 pass from Gannon (Elam kick)

NFC — FG Akers 49

NFC — Owens 8 pass from McNabb (Akers kick)

AFC — FG Elam 38

AFC — R. Lewis 13 lateral from Law (Elam kick)

NFC — Hearst 15 pass from McNabb (Akers kick)

2001 PRO BOWL

Aloha Stadium, Honolulu, Hawaii

February 4, 2001, Attendance: 50,128

AFC 38, NFC 17—Rich Gannon completed 12 of 14 passes for 160 yards during the game's first two possessions to win player of the game honors and lead the AFC to victory. Gannon's touchdown passes capped 87- and 90-yard drives and staked the AFC to a 14-0 lead. Gannon, who was still recovering from a separated non-throwing shoulder suffered in the AFC Championship Game, was replaced by Peyton Manning. The Colts' quarterback engineered a scoring drive, capped by Matt Stover's field goal, to give the AFC a 17-0 lead early in the second quarter. At that point, the AFC had 14 first downs and 231 yards of offense while limiting the NFC to no first downs and 6 yards. Jimmy Smith caught a 2-yard touchdown pass 54 seconds before halftime to give the AFC a 24-3 lead. Third-quarter touchdown passes by Donovan McNabb and Daunte Culpepper trimmed the AFC's lead to 31-17, but Jason Taylor batted down Culpepper's fourth-and-1 pass early in the fourth quarter, and Edgerrin James' 20-yard touchdown run a few plays later iced the game. The NFC attempted a Pro Bowl record 56 pass attempts, and the two teams combined for a Pro Bowl record 98 pass attempts. Tony Gonzalez had 6 receptions for 108 yards, all in the first half, for the AFC. Torry Holt had 7 receptions for 103 yards. Smith's touchdown reception gives him 5 for his career, an PRO BOWL record.

NFC 0 3 14 0 — 17

AFC 14 10 7 7 — 38

AFC — Gonzalez 8 pass from Gannon (Stover kick)

AFC — Harrison 16 pass from Gannon (Stover kick)

AFC — FG Stover 29

NFC — FG Gramatica 48

AFC — J. Smith 2 pass from Manning (Stover kick)

NFC — Owens 17 pass from McNabb (Gramatica kick)

AFC — Harrison 24 pass from Manning (Stover kick)

NFC — Holt 20 pass from Culpepper (Gramatica kick)

AFC — James 20 run (Stover kick)

2000 PRO BOWL

Aloha Stadium, Honolulu, Hawaii

February 6, 2000, Attendance: 50,112

NFC 51, AFC 31—Randy Moss earned player of the game honors by setting records with 9 receptions for 212 yards as the NFC defeated the AFC in the highest-scoring Pro Bowl ever. Aeneas Williams intercepted Peyton Manning's pass and raced 62 yards down the left sideline to give the NFC an early 7-0 lead. Kurt Warner's 48-yard pass to Moss on the NFC's first possession set up Jason Hanson's first field goal. Mike Alstott and Jimmy Smith each scored twice in the first half, and Michael Bates' 66-yard kickoff return led to Hanson's Pro Bowl-record tying 51-yard field goal as the half expired to give the NFC a 27-21 lead. Alstott's third touchdown increased the NFC's lead to 37-21, and Derrick Brooks' interception of Mark Brunell and 20-yard return staked the NFC to a 44-24 lead with 11:12 left. The AFC responded with Manning's 52-yard touchdown pass to Smith with 6:30 remaining, but Steve Beuerlein found Moss with a 25-yard scoring pass with 1:05 left to finish the scoring. Warner led the three NFC quarterbacks by completing 8 of 11 passes for 123 yards. Alstott led all rushers with 13 carries for 67 yards. The NFC forced 6 turnovers. Manning was 17 of 23 for 270 yards and 2 touchdowns, with 2 interceptions. Smith had 8 receptions for 119 yards. The previous record, 64 points, was set in 1980.

AFC 7 14 0 10 — 31

NFC 10 17 10 14 — 51

NFC — A. Williams 62 interception return (Hanson kick)

NFC — FG Hanson 21

AFC — J. Smith 5 pass from Brunell (Mare kick)

NFC — Alstott 1 run (Hanson kick)

AFC — Gonzalez 10 pass from Gannon (Mare kick)

NFC — Alstott 3 run (Hanson kick)

AFC — J. Smith 21 pass from Manning (Mare kick)

NFC — FG Hanson 51

NFC — Alstott 1 run (Hanson kick)

NFC — FG Hanson 23

AFC — FG Mare 33

NFC — Brooks 20 interception return (Hanson kick)

AFC — J. Smith 52 pass from Manning (Mare kick)

NFC — Moss 25 pass from Beuerlein (Hanson kick)

1999 PRO BOWL

Aloha Stadium, Honolulu, Hawaii

February 7, 1999, Attendance: 50,075

AFC 23, NFC 10—John Elway, appearing in uniform on a football field for the final time, drove the AFC to its initial touchdown and then watched a strong defensive effort as the AFC won the Pro Bowl for the third consecutive season. Elway capped a game-opening 61-yard drive with a touchdown pass to Sam Gash. The AFC led 10-3 late in the first half when Deion Sanders intercepted a Vinny Testaverde pass at the NFC's 10 and raced downfield, only to be caught by Ed McCaffrey at the AFC 3-yard line as the half expired. The NFC drove into AFC territory early in the second half, but Ty Law thwarted the NFC's spirits with a 67-yard interception return for a touchdown to give the AFC a 17-3 lead with 9:42 left in the third quarter. The NFC reached the end zone three minutes later as Emmitt Smith scored, but the AFC responded with a field goal on its ensuing possession. Jason Elam's third field goal with 1:02 remaining finished the scoring. Elway played just one drive and was 4 of 5 for 55 yards and 1 touchdown. Keyshawn Johnson had 7 catches for 87 yards and shared player of the game honors with Law. Chandler completed 9 of 25 passes for 133 yards en route to leading the NFC to its only touchdown. Randy Moss had 7 catches for 108 yards.

NFC 3 0 7 0 — 10

AFC 7 3 10 3 — 23

AFC — Gash 3 pass from Elway (Elam kick)

NFC — FG Anderson 23

AFC — FG Elam 23

AFC — Law 67 interception return (Elam kick)

NFC — E. Smith 3 run (Anderson kick)

AFC — FG Elam 46

AFC — FG Elam 26

1998 PRO BOWL

Aloha Stadium, Honolulu, Hawaii

February 1, 1998, Attendance: 49,995

AFC 29, NFC 24—Warren Moon guided the AFC to points on all three of his drives, including the winning touchdown from 1 yard with 1:49 left as the AFC scored the game's final 15 points to beat the NFC. Steve Young threw a 22-yard touchdown pass to Herman Moore to cap the game's opening drive and give the NFC a 7-0 lead. Late in the first quarter, Mark Brunell threw a 17-yard touchdown pass to Andre Rison to tie the game. Both touchdown passes came on third-and-8 plays. The NFC responded with a 7-play, 71-yard drive capped by Young's 36-yard touchdown

PRO BOWL SUMMARIES

pass to Rob Moore. Trent Dilfer guided the NFC to its third touchdown, keyed by a 21-yard pass to Irving Fryar and 23-yard pass to Mike Alstott, and capped by Dorsey Levens' 12-yard touchdown run with 1:36 left in the half to give the NFC a 21-7 lead. The NFC had a chance to pad its lead on its first possession of the second half, but Jason Hanson missed a 44-yard field goal. The AFC bounced back with a 10-play, 65-yard drive that culminated with Drew Bledsoe's 14-yard touchdown pass to Jimmy Smith late in the third quarter. After Hanson's 35-yard field goal gave the NFC a 24-14 lead with 13:42 left, Moon entered the game and drove the AFC into field-goal range, where Mike Hollis drilled a 48-yard attempt with 8:51 left. Attempting to grind out the clock, Warrick Dunn fumbled, and Darryl Williams recovered at the AFC's 49 with 3:03 remaining. After a holding penalty moved the AFC back 10 yards, Moon fired a 57-yard pass to Tim Brown to set up Eddie George's 4-yard run with 2:31 left. The AFC went for the lead instead of a tie, but Moon's pass to Rison fell incomplete. However, the AFC got the ball back when Chris Chandler fumbled the snap on the NFC's first play, and Michael Sinclair recovered at the NFC's 16 with 2:19 left. Three runs by George set up Moon's winning sneak with 1:49 remaining. Moon's 2-point conversion pass to Brown was incomplete, keeping the AFC's lead at 29-24. The NFC was unable to move beyond its own 31-yard line in the final moments, and the AFC prevailed. Tim Brown had 5 receptions for 129 yards. Moon, who was 4 of 8 for 89 yards, earned player of the game honors.

AFC	7	0	7	15	—	29
NFC	7	14	0	3	—	24
NFC	— H. Moore 22 pass from Young (Hanson kick)					
AFC	— Rison 17 pass from Brunell (Hollis kick)					
NFC	— R. Moore 36 pass from Young (Hanson kick)					
NFC	— Levens 12 run (Hanson kick)					
AFC	— J. Smith 14 pass from Bledsoe (Hollis kick)					
NFC	— FG Hanson 35					
AFC	— FG Hollis 48					
AFC	— George 4 run (pass failed)					
AFC	— Moon 1 run (pass failed)					

1997 PRO BOWL

Aloha Stadium, Honolulu, Hawaii
February 2, 1997, Attendance: 50,031
AFC 26, NFC 23 (OT)—Cary Blanchard's 37-yard field goal 8:16 into overtime gave the AFC a 26-23 victory. The field goal was an ironic ending to a game that saw Blanchard and NFC kicker John Kasay, who each broke the previous single-season record of 35 field goals, combine to miss 5 of 8 field-goal attempts. The NFC scored on its first two possessions, with Vikings guard Randall McDaniel, who lined up as a fullback, scoring his first professional touchdown to give the NFC a 9-0 lead. However,

the follies of the kicking unit began as holder Matt Turk muffed the snap on the extra point attempt. Blanchard booted a 28-yard field goal with 27 seconds left in the half to cut the NFC's lead to 9-3. In the third quarter, Barry Sanders scored from 6 yards out, but Kerry Collins was sacked on the 2-point attempt. A 41-yard pass from Drew Bledsoe to Tony Martin led to Curtis Martin's 3-yard run, and after Ashley Ambrose ran an interception back 54 yards for a touchdown 11 seconds into the fourth quarter, the AFC found itself with a 16-15 lead. The NFC drove for more than six minutes, only to have Kasay miss a 40-yard field goal attempt. After an AFC punt, Cris Carter caught a 47-yard touchdown bomb from Gus Frerotte to put the NFC ahead 23-16. After each team punted, the AFC got the ball on its own 20-yard line with 55 seconds left. Mark Brunell hit Tim Brown with an 80-yard bomb down the right sideline to tie the game with 44 seconds left. Wesley Walls caught a 33-yard pass to give the NFC a chance to win in regulation, but Kasay missed a 39-yard attempt and the game went to overtime. The AFC won the overtime toss, but Blanchard missed a 41-yard field goal attempt. The NFC had to punt after three plays, and Brunell hit Ben Coates with a 43-yard pass on the AFC's first play. After three running plays failed to gain a first down, Blanchard trotted onto the field and made the game-winning kick. The teams combined for a Pro Bowl record 962 total yards. Brunell, who completed 12 of 22 pass attempts for 236 yards, was selected as the player of the game.

AFC	0	3	7	13	3	—	26
NFC	9	0	6	8	0	—	23
NFC	— FG Kasay 20						
NFC	— R. McDaniel 5 pass from Favre (muffed snap)						
AFC	— FG Blanchard 28						
NFC	— Sanders 6 run (pass failed)						
AFC	— Martin 3 run (Blanchard kick)						
AFC	— Ambrose 54 interception return (pass failed)						
NFC	— Carter 53 pass from Frerotte (Walls pass from Frerotte)						
AFC	— T. Brown 80 pass from Brunell (Blanchard kick)						
AFC	— FG Blanchard 37						

1996 PRO BOWL

Aloha Stadium, Honolulu, Hawaii
February 4, 1996, Attendance: 50,034
NFC 20, AFC 13—Jerry Rice had 6 receptions for 82 yards and 1 touchdown to earn player of the game honors in the NFC's victory. The 49ers' wide receiver, who was named to the Pro Bowl for the tenth consecutive year, caught a 1-yard touchdown pass from Packers quarterback Brett Favre 1:41 into the second quarter to cap an 80-yard drive and give the NFC the lead for good at 10-7. The AFC had taken a 7-0 lead 2:26 into the game when Bengals quarterback Jeff Blake connected with Steelers wide receiver Yancey Thigpen on a Pro

Bowl-record 93-yard touchdown pass. The NFC increased its advantage to 20-7 at halftime on Redskins linebacker Ken Harvey's 36-yard interception return for a touchdown and Falcons kicker Morten Andersen's 24-yard field goal. The AFC trimmed its deficit to 20-13 when Colts quarterback Jim Harbaugh teamed with Patriots running back Curtis Martin on a 17-yard touchdown pass in the final minute of the third quarter, but its bid to win or tie was rebuffed twice in the final minutes of the fourth quarter. First, 49ers safety Tim McDonald intercepted Harbaugh's pass in the end zone with 1:50 remaining. Then, after the AFC forced a punt and got the ball back near midfield, Harbaugh drove his team to the NFC's 9-yard line in the closing seconds. But he spiked the ball once to stop the clock and threw 3 consecutive incompletions as time ran out. The AFC outgained the NFC 390 total yards to 287, but its quarterbacks suffered 4 interceptions, including 3 off Harbaugh, the NFL's leading passer during the regular season. The NFC raised its edge to 15-11 in Pro Bowl games since the AFL-NFL merger in 1970.

NFC	3	17	0	0	—	20
AFC	7	0	6	0	—	13
AFC	— Thigpen 93 pass from Blake (Elam kick)					
NFC	— FG Andersen 36					
NFC	— Rice 1 pass from Favre (Andersen kick)					
NFC	— Harvey 36 interception return (Andersen kick)					
NFC	— FG Andersen 24					
AFC	— Martin 17 pass from Harbaugh (kick failed)					

1995 PRO BOWL

Aloha Stadium, Honolulu, Hawaii
February 5, 1995, Attendance: 50,529
AFC 41, NFC 13—Colts rookie Marshal Faulk rushed for a Pro Bowl-record 180 yards to key the AFC's rout of the NFC. Faulk, who earned the Dan McGuire Trophy as the player of the game, averaged nearly 14 yards on his 13 carries and shattered the previous rushing mark of 112 yards set by O.J. Simpson in the 1973 game. Faulk's 49-yard touchdown run from punt formation in the fourth quarter was the longest in Pro Bowl history. The Seahawks' Chris Warren added 127 yards on 14 carries as the AFC amassed records for rushing yards (400) and total yards (552). Steelers tight end Eric Green caught 2 touchdown passes for the victors. The NFC managed only 196 total yards, a large chunk coming when 49ers quarterback Steve Young and Vikings wide receiver Cris Carter teamed on a 51-yard touchdown pass in the first quarter. That gave the NFC a 10-0 advantage, but the AFC rallied in the second quarter and took the lead for good when the Browns' Leroy Hoard scored on a 4-yard touchdown run 2:07 before halftime.

PRO BOWL SUMMARIES

AFC	0	17	3	21	—	41
NFC	10	0	3	0	—	13
NFC	— FG Reveiz 28					
NFC	— Carter 51 pass from Young (Reveiz kick)					
AFC	— Green 22 pass from Elway (Carney kick)					
AFC	— FG Carney 22					
AFC	— Hoard 4 run (Carney kick)					
NFC	— FG Reveiz 49					
AFC	— FG Carney 23					
AFC	— Warren 11 run (Carney kick)					
AFC	— Green 16 pass from Hostetler (Carney kick)					
AFC	— Faulk 49 run (Carney kick)					

1994 PRO BOWL

Aloha Stadium, Honolulu, Hawaii

February 6, 1994, Attendance: 50,026

NFC 17, AFC 3—The NFC converted a blocked punt and a fumble recovery into touchdowns just 2:20 apart in the second half of its victory over the AFC. With the score tied 3-3 late in the third quarter, Saints linebacker Renaldo Turnbull deflected a punt by the Oilers' Greg Montgomery, and the NFC took possession at the AFC's 48-yard line. A 32-yard pass from Bobby Hebert to Falcons teammate Andre Rison positioned Rams running back Jerome Bettis for a 4-yard touchdown run with 1:27 left in the third quarter. Moments later, Rams defensive tackle Sean Gilbert recovered a fumble by Oilers quarterback Warren Moon at the AFC's 19. Hebert then teamed with the Vikings' Cris Carter on a 15-yard touchdown pass 53 seconds into the fourth period. The NFC kept the AFC out of the end zone by maintaining possession for more than 38 minutes and forcing 6 turnovers. Rison earned the Dan McGuire Trophy as the player of the game by catching 6 passes for 86 yards. The victory was the fourth in the last six years for the NFC, which leads the series 14-10.

NFC	3	0	7	7	—	17
AFC	0	3	0	0	—	3
NFC	— FG Johnson 35					
AFC	— FG Anderson 25					
NFC	— Bettis 4 run (Johnson kick)					
NFC	— Carter 15 pass from Hebert (Johnson kick)					

1993 PRO BOWL

Aloha Stadium, Honolulu, Hawaii

February 7, 1993, Attendance: 50,007

AFC 23, NFC 20—Nick Lowery's 33-yard field goal 4:09 into overtime gave the American Conference all-stars an unlikely 23-20 victory over the National Conference. Despite being overwhelmed by the NFC in first downs (30-9), and total yards (471-114), the AFC won because it forced 6 turnovers, blocked a pair of field goals (1 of which was returned for a touchdown), and returned an interception for a score. Special-teams star Steve Tasker of the Bills earned the Dan McGuire Trophy as the player of the game for making 4 tackles, forcing a fumble, and blocking a field goal.

The block came with eight minutes left in regulation and the game tied at 13-13. The Raiders' Terry McDaniel picked up the loose ball and ran 28 yards for a touchdown and a 20-13 AFC lead. The NFC rallied behind 49ers quarterback Steve Young, whose fourth-down, 23-yard touchdown pass to Giants running back Rodney Hampton tied the game at 20-20 with 10 seconds left in regulation. Young completed 18 of 32 passes for 196 yards but was intercepted 3 times and lost a fumble when sacked in overtime. Raiders defensive end Howie Long fell on that fumble at the NFC 28-yard line, and five plays later, Lowery converted the winning field goal.

AFC	0	10	3	7	3	—	23
NFC	3	10	0	7	0	—	20
NFC	— FG Andersen 27						
AFC	— Seau 31 interception return (Lowery kick)						
NFC	— FG Andersen 37						
NFC	— Irvin 9 pass from Aikman (Andersen kick)						
AFC	— FG Lowery 42						
AFC	— FG Lowery 29						
AFC	— McDaniel 28 blocked field goal return (Lowery kick)						
NFC	— Hampton 23 pass from Young (Andersen kick)						
AFC	— FG Lowery 33						

1992 PRO BOWL

Aloha Stadium, Honolulu, Hawaii

February 2, 1992, Attendance: 50,209

NFC 21, AFC 15—Atlanta's Chris Miller threw an 11-yard touchdown pass to San Francisco's Jerry Rice with 4:04 remaining in the game to lift the NFC over the AFC. It was the NFC's thirteenth win in the 22-game series. The AFC had taken a 15-14 lead when the Raiders' Jeff Jaeger kicked a 27-yard field goal 1:49 into the fourth quarter. But the NFC, aided by a key roughing-the-passer penalty on a third-down incompleteness from the AFC 24-yard line, drove 85 yards to the winning score. The Cowboys' Michael Irvin, playing in his first Pro Bowl, caught 8 passes for 125 yards, including a 13-yard touchdown in the first quarter, and was named the player of the game. Rice had 7 catches for 77 yards. Mark Rypien of Washington, the Super Bowl most valuable player one week earlier, completed 11 of 18 passes for 165 yards and 2 touchdowns for the NFC, including a 35-yard pass to Redskins teammate Gary Clark just 26 seconds before halftime. Miller completed 7 of his 10 attempts for 85 yards.

NFC	7	7	0	7	—	21
AFC	7	5	0	3	—	15
AFC	— Clayton 4 pass from Kelly (Jaeger kick)					
NFC	— Irvin 13 pass from Rypien (Lohmiller kick)					
AFC	— Safety, Townsend tackled Byner in end zone					
AFC	— FG Jaeger 48					
NFC	— Clark 35 pass from Rypien (Lohmiller kick)					

AFC	— FG Jaeger 27					
NFC	— Rice 11 pass from Miller (Lohmiller kick)					

1991 PRO BOWL

Aloha Stadium, Honolulu, Hawaii

February 3, 1991, Attendance: 50,345

AFC 23, NFC 21—Buffalo's Jim Kelly and Houston's Ernest Givins combined for a 13-yard scoring pass late in the fourth quarter to rally the AFC over the NFC. Phoenix rookie Johnny Johnson scored on runs of 1 and 9 yards to put the NFC ahead 14-3 in the third quarter. Buffalo's Andre Reed, who led all receivers with 4 catches for 80 yards, caught a 20-yard scoring reception from Kelly early in the fourth quarter to move the AFC to within 1 point. Barry Sanders ran 22 yards for a touchdown to increase the NFC's lead to 21-13. Miami's Jeff Cross blocked a 46-yard field-goal attempt by New Orleans' Morten Andersen with seven seconds remaining to preserve the win. Buffalo's Bruce Smith recorded 3 sacks and also had a blocked field goal. Kelly, who completed 13 of 19 passes for 210 yards and 2 touchdowns, was presented the Dan McGuire Award as player of the game. The AFC's victory narrowed the NFC's Pro Bowl series lead to 12-9.

AFC	3	0	3	17	—	23
NFC	0	7	7	7	—	21
AFC	— FG Lowery 26					
NFC	— J. Johnson 1 run (Andersen kick)					
AFC	— FG Lowery 43					
NFC	— J. Johnson 9 run (Andersen kick)					
AFC	— Reed 20 pass from Kelly (Lowery kick)					
NFC	— Sanders 22 run (Andersen kick)					
AFC	— FG Lowery 34					
AFC	— Givins 13 pass from Kelly (Lowery kick)					

1990 PRO BOWL

Aloha Stadium, Honolulu, Hawaii

February 4, 1990, Attendance: 50,445

NFC 27, AFC 21—The NFC captured its second straight Pro Bowl as the defense accounted for a pair of touchdowns and forced 5 turnovers before the eleventh consecutive sellout crowd at Aloha Stadium. The AFC held a 7-6 halftime edge on a 1-yard scoring run by Christian Okoye of the Chiefs. The NFC then rallied with 21 unanswered points in the third quarter. David Meggett of the Giants began the comeback with an 11-yard touchdown reception from Philadelphia's Randall Cunningham. The Rams' Jerry Gray followed with a 51-yard interception return for a score and the Vikings' Keith Millard added an 8-yard fumble return for a touchdown four minutes later to give the NFC a commanding 27-7 lead. Seattle's Dave Krieg rallied the AFC with a 5-yard touchdown pass to Miami's Ferrell Edmunds. Cleveland's Mike Johnson then returned an interception 22 yards for a

PRO BOWL SUMMARIES

score to pull the AFC to within 27-21. Gray, who was credited with 7 tackles, was given the Dan McGuire Award as player of the game. Krieg led all quarterbacks by completing 15 of 23 for 148 yards and 1 touchdown. Buffalo's Thurman Thomas topped all receivers with 5 catches for 47 yards, while Indianapolis' Eric Dickerson led all rushers with 46 yards on 15 carries. The win gave the NFC a 12-8 advantage in Pro Bowl games since 1971.

NFC 3 3 21 0 — 27

AFC 0 7 0 14 — 21

NFC — FG Murray 23

AFC — FG Murray 41

NFC — Okoye 1 run (Treadwell kick)

NFC — Meggett 11 pass from

Cunningham (Murray kick)

NFC — Gray 51 interception return

(Murray kick)

NFC — Millard 8 fumble recovery return

(Murray kick)

AFC — Edmunds 5 pass from Krieg

(Treadwell kick)

AFC — M. Johnson 22 interception

return (Treadwell kick)

1989 PRO BOWL

Aloha Stadium, Honolulu, Hawaii

January 29, 1989, Attendance: 50,113

NFC 34, AFC 3—The NFC scored 34 unanswered points to snap a two-game losing streak to the AFC before the tenth straight sellout crowd in Honolulu's Aloha Stadium. Bills kicker Scott Norwood provided the AFC's only points on a 38-yard field goal 6:23 into the game. Touchdown runs by Dallas' Herschel Walker (4 yards) and Atlanta's John Settle (1) brought the NFC a 14-3 halftime lead. Walker added a 7-yard scoring run, the Saints' Morten Andersen kicked field goals of 27 and 51 yards, and Los Angeles Rams' wide receiver Henry Ellard caught an 8-yard scoring pass from Minnesota quarterback Wade Wilson in the second half to complete the scoring. Chicago running back Neal Anderson and Philadelphia quarterback Randall Cunningham, who were both appearing in their first Pro Bowl, also played major roles in the NFC's victory. Anderson rushed 13 times for 85 yards and had 2 receptions for 17. Cunningham, who was voted the game's outstanding player, completed 10 of 14 passes for 63 yards and rushed for 49 yards. The NFC, which had 5 takeaways, outgained the AFC 355 yards to 167 and held a time-of-possession advantage of 35:18 to 24:42. Houston quarterback Warren Moon completed 13 of 20 passes for 134 yards for the AFC. The win gave the NFC an 11-8 advantage in Pro Bowl games.

AFC 3 0 0 0 — 3

NFC 7 7 10 10 — 34

AFC — FG Norwood 38

NFC — Walker 4 run (Andersen kick)

NFC — Settle 1 run (Andersen kick)

NFC — FG Andersen 27

NFC — Walker 7 run (Andersen kick)

NFC — FG Andersen 51

NFC — Ellard 8 pass from Wilson
(Andersen kick)

1988 PRO BOWL

Aloha Stadium, Honolulu, Hawaii

February 7, 1988, Attendance: 50,113

AFC 15, NFC 6—Led by a tenacious pass rush, the AFC defeated the NFC for the second consecutive year before the ninth straight sellout crowd in Honolulu's Aloha Stadium. Buffalo quarterback Jim Kelly scored the game's lone touchdown on a 1-yard run for a 7-6 halftime lead. Colts kicker Dean Biasucci added field goals from 37 and 30 yards to complete the AFC's scoring. Saints kicker Morten Andersen had 25- and 36-yard field goals to account for the NFC's points. AFC defenders held the NFC to 213 yards and recorded 8 sacks. Bills defensive end Bruce Smith, who had 2 sacks among his 5 tackles, was voted the game's outstanding player. Oilers running back Mike Rozier led all rushers with 49 yards on 9 carries. Jets wide receiver Al Toon had 5 receptions for 75 yards. The AFC generated 341 yards total offense and held a time-of-possession advantage of 34:14 to 25:46. By winning, the AFC cut the NFC's lead in the Pro Bowl series to 10-8.

NFC 0 6 0 0 — 6

AFC 0 7 6 2 — 15

NFC — FG Andersen 25

AFC — Kelly 1 run (Biasucci kick)

NFC — FG Andersen 36

AFC — FG Biasucci 37

AFC — FG Biasucci 30

AFC — Safety, Montana forced out of end zone

1987 PRO BOWL

Aloha Stadium, Honolulu, Hawaii

February 1, 1987, Attendance: 50,101

AFC 10, NFC 6—The AFC defeated the NFC in the lowest-scoring game in PRO BOWL history. The AFC took a 10-0 halftime lead on Broncos quarterback John Elway's 10-yard touchdown pass to Raiders tight end Todd Christensen and Patriots kicker Tony Franklin's 26-yard field goal. The AFC defense made the lead stand by forcing the NFC to settle for a pair of field goals from 38 and 19 yards by Saints kicker Morten Andersen after the NFC had first downs at the AFC 31-, 7-, 16-, 15-, 5-, and 7-yard lines. Both AFC scores were set up by fumble recoveries by Seahawks linebacker Fredd Young and Dolphins linebacker John Offerdahl, respectively. Eagles defensive end Reggie White, who tied a Pro Bowl record with 4 sacks among his 7 solo tackles, was voted the game's outstanding player. The AFC victory cut the NFC's lead in the Pro Bowl series to 10-7.

AFC 7 3 0 0 — 10

NFC 0 0 3 3 — 6

AFC — Christensen 10 pass from

Elway (Franklin kick)

AFC — FG Franklin 26

NFC — FG Andersen 38

NFC — FG Andersen 19

1986 PRO BOWL

Aloha Stadium, Honolulu, Hawaii

February 2, 1986, Attendance: 50,101

NFC 28, AFC 24—New York Giants quarterback Phil Simms brought the NFC back from a 24-7 halftime deficit to defeat the AFC. Simms, who completed 15 of 27 passes for 212 yards and 3 touchdowns, was named the most valuable player of the game. The AFC had taken its first-half lead behind a 2-yard run by Los Angeles Raiders running back Marcus Allen, who also threw a 51-yard scoring pass to San Diego wide receiver Wes Chandler, an 11-yard touchdown catch by Pittsburgh wide receiver Louis Lipps, and a 34-yard field goal by Steelers kicker Gary Anderson. Minnesota's Joey Browner accounted for the NFC's only score before halftime with a 48-yard interception return. After intermission, the NFC blanked the AFC while scoring 3 touchdowns via a 15-yard catch by Washington wide receiver Art Monk, a 2-yard reception by Dallas tight end Doug Cosbie, and a 15-yard catch by Tampa Bay tight end Jimmie Giles with 2:47 remaining in the game. The victory gave the NFC a 10-6 Pro Bowl record against the AFC.

NFC 0 7 7 14 — 28

AFC 7 17 0 0 — 24

AFC — Allen 2 run (Anderson kick)

NFC — Browner 48 interception return

(Andersen kick)

AFC — Chandler 51 pass from Allen

(Anderson kick)

AFC — FG Anderson 34

AFC — Lipps 11 pass from O'Brien

(Anderson kick)

NFC — Monk 15 pass from Simms

(Andersen kick)

NFC — Cosbie 2 pass from Simms

(Andersen kick)

NFC — Giles 15 pass from Simms

(Andersen kick)

1985 PRO BOWL

Aloha Stadium, Honolulu, Hawaii

January 27, 1985, Attendance: 50,385

AFC 22, NFC 14—Defensive end Art Still of the Kansas City Chiefs recovered a fumble and returned it 83 yards for a touchdown to clinch the AFC's victory over the NFC. Still's touchdown came in the fourth period with the AFC trailing 14-12 and was one of several outstanding defensive plays in a Pro Bowl dominated by two record-breaking defenses. The teams combined for a Pro Bowl-record 17 sacks, including 4 by New York Jets defensive end Mark Gastineau, who was named the game's outstanding player. The AFC's first score came on a safety when Gastineau tackled running back Eric Dickerson of the Los Angeles Rams in the end zone. The AFC's second score, a 6-yard pass from Miami's Dan Marino to Los Angeles Raiders running back Marcus Allen, was set up by a partial block of a punt by Seahawks linebacker Fredd Young. The NFC leads the series 9-6.

PRO BOWL SUMMARIES

AFC	0	9	0	13	—	22
NFC	0	0	7	7	—	14
AFC	— Safety, Gastineau tackled Dickerson in end zone					
AFC	— Allen 6 pass from Marino (Johnson kick)					
NFC	— Lofton 13 pass from Montana (Stenerud kick)					
NFC	— Payton 1 run (Stenerud kick)					
AFC	— FG Johnson 33					
AFC	— Still 83 fumble recovery return (Johnson kick)					
AFC	— FG Johnson 22					

1984 PRO BOWL

Aloha Stadium, Honolulu, Hawaii
 January 29, 1984, Attendance: 50,445
NFC 45, AFC 3—The NFC won its sixth Pro Bowl in the last seven seasons by routing the AFC. The NFC was led by the passing of most valuable player Joe Theismann of Washington, who completed 21 of 27 passes for 242 yards and 3 touchdowns. Theismann set Pro Bowl records for completions and touchdown passes. The NFC established Pro Bowl marks for most points scored and fewest points allowed. Running back William Andrews of Atlanta had 6 carries for 43 yards and caught 4 passes for 49 yards, including scoring receptions of 16 and 2 yards. Los Angeles Rams rookie Eric Dickerson gained 46 yards on 11 carries, including a 14-yard touchdown run, and had 45 yards on 5 catches. Rams safety Nolan Cromwell had a 44-yard interception return for a touchdown early in the third period to give the NFC a commanding 24-3 lead. Green Bay wide receiver James Lofton caught an 8-yard touchdown pass, while tight end teammate Paul Coffman had a 6-yard scoring catch.

NFC	3	14	14	14	—	45
AFC	0	3	0	0	—	3
NFC	— FG Haji-Sheikh 23					
NFC	— Andrews 16 pass from Theismann (Haji-Sheikh kick)					
NFC	— Andrews 2 pass from Montana (Haji-Sheikh kick)					
AFC	— FG Anderson 43					
NFC	— Cromwell 44 interception return (Haji-Sheikh kick)					
NFC	— Lofton 8 pass from Theismann (Haji-Sheikh kick)					
NFC	— Coffman 6 pass from Theismann (Haji-Sheikh kick)					
NFC	— Dickerson 14 run (Haji-Sheikh kick)					

1983 PRO BOWL

Aloha Stadium, Honolulu, Hawaii
 February 6, 1983, Attendance: 49,883
NFC 20, AFC 19—Dallas' Danny White threw an 11-yard touchdown pass to the Packers' John Jefferson with 35 seconds remaining to rally the NFC over the AFC. White, who completed 14 of 26 passes for 162 yards, kept the winning 65-yard drive alive with a 14-yard completion to Jefferson on a fourth-and-7 play at the AFC 25. The AFC was ahead 12-10 at halftime and

increased the lead to 19-10 in the third period, when Marcus Allen scored on a 1-yard run. San Diego's Dan Fouts, who attempted 30 passes, set Pro Bowl records for most completions (17) and yards (274). Pittsburgh's John Stallworth was the AFC's leading receiver with 7 catches for 67 yards. William Andrews topped the NFC with 5 receptions for 48 yards. Fouts and Jefferson were co-winners of the player of the game award.

AFC	9	3	7	0	—	19
NFC	0	10	0	10	—	20
AFC	— Walker 34 pass from Fouts (Benirschke kick)					
AFC	— Safety, Still tackled Theismann in end zone					
NFC	— Andrews 3 run (Moseley kick)					
NFC	— FG Moseley 35					
AFC	— FG Benirschke 29					
AFC	— Allen 1 run (Benirschke kick)					
NFC	— FG Moseley 41					
NFC	— Jefferson 11 pass from D. White (Moseley kick)					

1982 PRO BOWL

Aloha Stadium, Honolulu, Hawaii
 January 31, 1982, Attendance: 50,402
AFC 16, NFC 13—Nick Lowery of Kansas City kicked a 23-yard field goal with three seconds remaining to give the AFC a last-second victory over the NFC. Lowery's kick climaxed a 69-yard drive directed by quarterback Dan Fouts. The NFC gained a 13-13 tie with 2:43 to go when Dallas' Tony Dorsett ran 4 yards for a touchdown. In the drive to the winning field goal, Fouts completed 3 passes, including a 23-yard toss to San Diego teammate Kellen Winslow that put the ball on the NFC's 5-yard line. Two plays later, Lowery kicked the field goal. Winslow, who caught 6 passes for 86 yards, was named co-player of the game along with Tampa Bay defensive end Lee Roy Selmon.

NFC	0	6	0	7	—	13
AFC	0	0	13	3	—	16
NFC	— Giles 4 pass from Montana (kick blocked)					
AFC	— Muncie 2 run (kick failed)					
AFC	— Campbell 1 run (Lowery kick)					
NFC	— Dorsett 4 run (Septien kick)					
AFC	— FG Lowery 23					

1981 PRO BOWL

Aloha Stadium, Honolulu, Hawaii
 February 1, 1981, Attendance: 50,360
NFC 21, AFC 7—Eddie Murray kicked 4 field goals and Steve Bartkowski fired a 55-yard scoring pass to Alfred Jenkins to lead the NFC to its fourth straight victory over the AFC and a 7-4 edge in the series. Murray was named the game's most valuable player and missed tying Garo Yepremian's Pro Bowl record of 5 field goals when a 37-yard attempt hit the crossbar with 22 seconds left. The AFC's only score came on a 9-yard pass from Brian Sipe to Stanley Morgan. Bartkowski completed 9 of 21 passes for 173 yards, while Sipe connected on 10 of

15 for 142 yards. Ottis Anderson led all rushers with 70 yards on 10 carries. Earl Campbell, the NFL's leading rusher in 1980, was limited to 24 yards on 8 attempts

AFC	0	7	0	0	—	7
NFC	3	6	0	12	—	21
NFC	— FG Murray 31					
AFC	— Morgan 9 pass from Sipe (J. Smith kick)					
NFC	— FG Murray 31					
NFC	— FG Murray 34					
NFC	— Jenkins 55 pass from Bartkowski (Murray kick)					
NFC	— FG Murray 36					
NFC	— Safety, Shell called for holding in end zone					

1980 PRO BOWL

Aloha Stadium, Honolulu, Hawaii
 January 27, 1980, Attendance: 49,800
NFC 37, AFC 27—Chuck Muncie ran for 2 touchdowns and threw a 25-yard option pass for another score to give the NFC its third consecutive victory over the AFC. The Saints' Muncie, who was selected the game's most valuable player, snapped a 3-3 tie on a 1-yard touchdown run at 1:41 of the second quarter, then scored on an 11-yard run in the fourth quarter for the NFC's final touchdown. Two scoring records were set in the game—37 points by the NFC, eclipsing the 33 by the AFC in 1973, and the 64 points by both teams, surpassing the 61 scored in 1973.

NFC	3	20	7	7	—	37
AFC	3	7	10	7	—	27
NFC	— FG Moseley 37					
AFC	— FG Fritsch 19					
NFC	— Muncie 1 run (Moseley kick)					
AFC	— Pruitt 1 pass from Bradshaw (Fritsch kick)					
NFC	— D. Hill 13 pass from Manning (kick failed)					
NFC	— T. Hill 25 pass from Muncie (Moseley kick)					
NFC	— Henry 86 punt return (Moseley kick)					
AFC	— Campbell 2 run (Fritsch kick)					
AFC	— FG Fritsch 29					
NFC	— Muncie 11 run (Moseley kick)					
AFC	— Campbell 1 run (Fritsch kick)					

1979 PRO BOWL

Memorial Coliseum, Los Angeles, CA
 January 29, 1979, Attendance: 46,281
NFC 13, AFC 7—Roger Staubach completed 9 of 15 passes for 125 yards, including the winning touchdown on a 19-yard strike to Dallas Cowboys teammate Tony Hill in the third period. The winning drive began at the AFC's 45-yard line after a shanked punt. Staubach hit Ahmad Rashad with passes of 15 and 17 yards to set up Hill's decisive catch. The victory gave the NFC a 5-4 advantage in Pro Bowl games. Rashad, who accounted for 89 yards on 5 receptions, was named the player of the game. The AFC led 7-6 at halftime on Bob Griese's 8-yard scoring toss to Steve Largent late in the second quarter. Largent had 5 recep-

PRO BOWL SUMMARIES

tions for 75 yards. The NFC scored first as Archie Manning marched his team 70 yards in 11 plays, capped by Wilbert Montgomery's 2-yard touchdown run. The AFC's Earl Campbell was the game's leading rusher with 66 yards on 12 carries.

AFC	0	7	0	0	—	7
NFC	0	6	7	0	—	13
NFC	— Montgomery 2 run (kick failed)					
AFC	— Largent 8 pass from Griese (Yepreman kick)					
NFC	— T. Hill 19 pass from Staubach (Corral kick)					

1978 PRO BOWL

Tampa Stadium, Tampa, Florida

January 23, 1978, Attendance: 51,337

NFC 14, AFC 13—Walter Payton, the NFL's leading rusher in 1977, sparked a second-half comeback to give the NFC the win and tie the series between the two conferences at four victories each. Payton, who was the game's most valuable player, gained 77 yards on 13 carries and scored the tying touchdown on a 1-yard burst with 7:37 left in the game. Efen Herrera kicked the winning extra point. The AFC dominated the first half of the game, taking a 13-0 lead on field goals of 21 and 39 yards by Toni Linhart and a 10-yard touchdown pass from Ken Stabler to Oakland teammate Cliff Branch. On the NFC's first possession of the second half, Pat Haden put together the first touchdown drive after Eddie Brown returned a punt to the AFC 46-yard line. Haden connected on all 4 of his passes on that drive, finally hitting Terry Metcalf with a 4-yard scoring toss. The NFC continued to rally and, with Jim Hart at quarterback, moved 63 yards in 12 plays for the go-ahead score. During the winning drive, Hart completed 5 of 6 passes for 38 yards and Payton picked up 20 more on the ground.

AFC	3	10	0	0	—	13
NFC	0	0	7	7	—	14
AFC	— FG Linhart 21					
AFC	— Branch 10 pass from Stabler (Linhart kick)					
AFC	— FG Linhart 39					
NFC	— Metcalf 4 pass from Haden (Herrera kick)					
NFC	— Payton 1 run (Herrera kick)					

1977 PRO BOWL

Kingdome, Seattle, Washington

January 17, 1977, Attendance: 64,752

AFC 24, NFC 14—O.J. Simpson's 3-yard touchdown burst at 7:03 of the first quarter gave the AFC a lead it would not surrender, breaking a two-game NFC win streak and giving the AFC stars a 4-3 series lead. The AFC took a 17-7 lead midway through the second period on the first of 2 Ken Anderson touchdown passes, a 12-yard toss to Charlie Joiner. But the NFC mounted a 73-yard drive capped by Lawrence McCutcheon's 1-yard touchdown plunge to pull within 17-14 at the half. Following a scoreless third quarter, player of the game Mel Blount thwarted a possible NFC score

when he intercepted Jim Hart's pass in the end zone. Less than three minutes later, Blount again picked off a Hart pass. That set up Anderson's 27-yard touchdown strike to Cliff Branch for the final score.

NFC	0	14	0	0	—	14
AFC	10	7	0	7	—	24
AFC	— Simpson 3 run (Linhart kick)					
AFC	— FG Linhart 31					
NFC	— Thomas 15 run (Bakken kick)					
AFC	— Joiner 12 pass from Anderson (Linhart kick)					
NFC	— McCutcheon 1 run (Bakken kick)					
AFC	— Branch 27 pass from Anderson (Linhart kick)					

1976 PRO BOWL

Superdome, New Orleans, Louisiana

January 26, 1976, Attendance: 30,546

NFC 23, AFC 20—Mike Boryla, a late substitute who did not enter the game until 5:39 remained, lifted the National Football Conference to the victory over the American Football Conference with 2 touchdown passes in the final minutes. It was the second straight NFC win, squaring the series at 3-3. Until Boryla started firing the ball the AFC was in control, leading 13-0 at the half. Boryla entered the game after Billy Johnson had raced 90 yards with a punt to give the AFC a 20-9 lead. He floated a 14-yard touchdown pass to Terry Metcalf and later fired an 8-yard scoring pass to Mel Gray for the winner.

AFC	0	13	0	7	—	20
NFC	0	0	9	14	—	23
AFC	— FG Stenerud 20					
AFC	— FG Stenerud 35					
AFC	— Burrough 64 pass from Pastorini (Stenerud kick)					
NFC	— FG Bakken 42					
NFC	— Foreman 4 pass from Hart (kick blocked)					
AFC	— Johnson 90 punt return (Stenerud kick)					
NFC	— Metcalf 14 pass from Boryla (Bakken kick)					
NFC	— Gray 8 pass from Boryla (Bakken kick)					

1975 PRO BOWL

Orange Bowl, Miami, Florida

January 20, 1975, Attendance: 26,484

NFC 17, AFC 10—Los Angeles quarterback James Harris, who took over the NFC offense after Jim Hart of St. Louis suffered a laceration above his right eye in the second period, threw 2 touchdown passes early in the fourth period to pace the NFC to its second victory in the five-game Pro Bowl series. The NFC win snapped a three-game AFC victory string. Harris, who was named the player of the game, connected with St. Louis' Mel Gray for an 8-yard touchdown 2:03 into the final period. One minute and 24 seconds later, following a fumble recovery by Washington's Ken Houston, Harris tossed another 8-yard scoring pass to Washington's Charley Taylor for the deci-

sive points.

NFC	0	3	0	14	—	17
AFC	0	0	10	0	—	10
NFC	— FG Marcol 33					
AFC	— Warfield 32 pass from Griese (Gerela kick)					
AFC	— FG Gerela 33					
NFC	— Gray 8 pass from J. Harris (Marcol kick)					
NFC	— Taylor 8 pass from J. Harris (Marcol kick)					

1974 PRO BOWL

Arrowhead Stadium, Kansas City, MO

January 20, 1974, Attendance: 66,918

AFC 15, NFC 13—Miami's Garo Yepremian's fifth field goal—a 42-yard kick with 21 seconds remaining—gave the AFC its third straight victory since the NFC won the inaugural game following the 1970 season. The field goal by Yepremian, who was voted the game's outstanding player, offset a 21-yard field goal by Atlanta's Nick Mike-Mayer that had given the NFC a 13-12 advantage with 1:41 remaining. The only touchdown in the game was scored by the NFC on a 14-yard pass from Philadelphia's Roman Gabriel to the Rams' Lawrence McCutcheon.

NFC	0	10	0	3	—	13
AFC	3	3	3	6	—	15
AFC	— FG Yepremian 16					
NFC	— FG Mike-Mayer 27					
NFC	— McCutcheon 14 pass from Gabriel (Mike-Mayer kick)					
AFC	— FG Yepremian 37					
AFC	— FG Yepremian 27					
AFC	— FG Yepremian 41					
NFC	— FG Mike-Mayer 21					
AFC	— FG Yepremian 42					

1973 PRO BOWL

Texas Stadium, Irving, Texas

January 21, 1973, Attendance: 37,091

AFC 33, NFC 28—Paced by the rushing and receiving of player of the game O.J. Simpson, the AFC erased a 14-0 first period deficit and built a commanding 33-14 lead midway through the fourth period before the NFC managed 2 touchdowns in the final minute of play. Simpson rushed for 112 yards and caught 3 passes for 58 more to gain unanimous recognition in the balloting for player of the game. Green Bay Packers running back John Brockington scored 3 touchdowns for the NFC.

AFC	0	10	10	13	—	33
NFC	14	0	0	14	—	28
NFC	— Brockington 1 run (Marcol kick)					
NFC	— Brockington 3 pass from Kilmer (Marcol kick)					
AFC	— Simpson 7 run (Gerela kick)					
AFC	— FG Gerela 18					
AFC	— FG Gerela 22					
AFC	— Hubbard 11 run (Gerela kick)					
AFC	— O. Taylor 5 pass from Lamonica (kick failed)					
AFC	— Bell 12 interception return (Gerela kick)					

- NFC — Brockington 1 run
(Marcol kick)
- NFC — Kwalick 12 pass from Snead
(Marcol kick)

1972 PRO BOWL

Memorial Coliseum, Los Angeles, CA
January 23, 1972, Attendance: 53,647

AFC 26, NFC 13—Kansas City's Jan Stenerud kicked 4 field goals to lead the AFC from a 6-0 deficit to victory. The AFC defense picked off 3 passes. Stenerud was selected as the outstanding offensive player and his Kansas City teammate, linebacker Willie Lanier, was the game's outstanding defensive player.

AFC 0 3 13 10 — 26

NFC 0 6 0 7 — 13

- NFC — Grim 50 pass from Landry (kick failed)
- AFC — FG Stenerud 25
- AFC — FG Stenerud 23
- AFC — FG Stenerud 48
- AFC — Morin 5 pass from Dawson
(Stenerud kick)
- AFC — FG Stenerud 42
- NFC — V. Washington 2 run
(Knight kick)
- AFC — F. Little 6 run (Stenerud kick)

1971 PRO BOWL

Memorial Coliseum, Los Angeles, CA
January 24, 1971, Attendance: 48,222

NFC 27, AFC 6—Mel Renfro of Dallas broke open the first meeting between the American Football Conference and National Football Conference all-star teams as he returned a pair of punts 82 and 56 yards for touchdowns in the final period to clinch the NFC victory over the AFC. Renfro was voted the game's outstanding back and linebacker Fred Carr of Green Bay the outstanding lineman.

AFC 0 3 3 0 — 6

NFC 0 3 10 14 — 27

- AFC — FG Stenerud 37
- NFC — FG Cox 13
- NFC — Osborn 23 pass from Brodie
(Cox kick)
- NFC — FG Cox 35
- AFC — FG Stenerud 16
- NFC — Renfro 82 punt return
(Cox kick)
- NFC — Renfro 56 punt return
(Cox kick)

PRO BOWL RECORDS

Includes records of Pro Bowls, 1971-2020
Compiled by Elias Sports Bureau

INDIVIDUAL RECORDS

SERVICE

Most Games

- 12 Randall McDaniel, Minnesota 1990-2000;
Tampa Bay 2001
Will Shields, Kansas City, 1996-2007
Champ Bailey, Washington, 2001-04; Denver,
2005-08, 2010-13
*Tony Gonzalez, Kansas City, 2000-01, 2003-09;
Atlanta, 2011-12, 2014
- 11 *Reggie White, Philadelphia, 1987-93; Green Bay,
1994, 1996-97, 1999
Junior Seau, S.D. Chargers, 1992-2002
Rod Woodson, Pittsburgh, 1990-95, 1997;
Bal. Ravens, 2000-02; Oakland, 2003
***Peyton Manning, Indianapolis, 2000-01,
2003-09, 2011; Denver, 2013
Jason Witten, Dallas, 2005-11, 2013-15, 2018
*Drew Brees, S.D. Chargers, 2005; New Orleans,
2007, 2009, 2011-15, 2017-18, 2020
- 10 Lawrence Taylor, N.Y. Giants, 1982-91
Ronnie Lott, San Francisco, 1982-85, 1987-91;
L.A. Raiders 1992
Mike Singletary, Chi. Bears, 1984-93
**Bruce Matthews, Hou. Oilers, 1989-95, 1997;
Tennessee, 2000, 2002
***Jerry Rice, San Francisco, 1987-88, 1990-94,
1996, 1999; Oakland, 2003
*Ray Lewis, Bal. Ravens, 1998-99, 2001-02, 2004,
2008-12
Joe Thomas, Cle. Browns, 2008-17

*Also selected, but did not play, in two additional games

**Also selected, but did not play, in four additional games

***Also selected, but did not play, in three additional games

****Also selected, but did not play, in one additional game

SCORING POINTS

Most Points, Career

- 57 David Akers, Philadelphia, 2002-03, 2005, 2010-11;
San Francisco, 2012 (24-pat, 11-fg)
- 48 Larry Fitzgerald, Arizona, 2006, 2008-09, 2011-14
(8-td)
- 45 Morten Andersen, New Orleans, 1986-89, 1991,
1993; Atlanta, 1996 (15-pat, 10-fg)

Most Points, Game

- 24 Brandon Marshall, Miami, 2012 (4-td)
- 18 John Brockington, Green Bay, 1973 (3-td)
Mike Alstott, Tampa Bay, 2000 (3-td)
Jimmy Smith, Jacksonville, 2000 (3-td)
Shaun Alexander, Seattle, 2004 (3-td)
Larry Fitzgerald, Arizona, 2012 (3-td)
A.J. Green, Cincinnati, 2013 (3-td)
- 15 Garo Yepremian, Miami, 1974 (5-fg)
Jason Hanson, Detroit, 2000 (6-pat, 3-fg)

TOUCHDOWNS

Most Touchdowns, Career

- 8 Larry Fitzgerald, Arizona, 2006, 2008-09, 2011-14
(8-p)
- 6 Tony Gonzalez, Kansas City, 2000-01, 2003-09;
Atlanta, 2011-12, 2014 (6-p)
- 5 Jimmy Smith, Jacksonville, 1998-2001 (5-p)
Marvin Harrison, Indianapolis, 2000-06 (5-p)
Brandon Marshall, Denver, 2009-10; Miami, 2012;
Chi. Bears, 2013-14 (5-p)

Most Touchdowns, Game

- 4 Brandon Marshall, Miami, 2012 (4-p)
- 3 John Brockington, Green Bay, 1973 (2-r, 1-p)
Mike Alstott, Tampa Bay, 2000 (3-r)
Jimmy Smith, Jacksonville, 2000 (3-p)
Shaun Alexander, Seattle, 2004 (2-r, 1-p)
Larry Fitzgerald, Arizona, 2012 (3-p)
A.J. Green, Cincinnati, 2013 (3-p)
- 2 Mel Renfro, Dallas, 1971 (2-ret)
Earl Campbell, Hou. Oilers, 1980 (2-r)
Chuck Muncie, New Orleans, 1980 (2-r)
William Andrews, Atlanta, 1984 (2-p)
Herschel Walker, Dallas, 1989 (2-r)
Johnny Johnson, Phoenix, 1991 (2-r)
Eric Green, Pittsburgh, 1995 (2-p)
Marvin Harrison, Indianapolis, 2001 (2-p)
Ricky Williams, Miami, 2003 (2-r)
Hines Ward, Pittsburgh, 2005 (1-p, 1-ret)
T.J. Houshmandzadeh, Cincinnati, 2008 (2-p)
Terrell Owens, Dallas, 2008 (2-p)
Adrian Peterson, Minnesota, 2008 (2-r)
Larry Fitzgerald, Arizona, 2009 (2-p)
DeSean Jackson, Philadelphia, 2010 (2-p)
Montell Owens, Jacksonville, 2011 (1-p, 1-ret)
Vincent Jackson, Tampa Bay, 2013 (2-p)
Jimmy Graham, New Orleans, 2015 (2-p)
Greg Olsen, Carolina, 2015 (2-p)
Emmanuel Sanders, Denver, 2015 (2-p)
Travis Kelce, Kansas City, 2016 (2-p)
Delanie Walker, Tennessee, 2018 (2-p)
Davante Adams, Green Bay, 2020 (2-p)

POINTS AFTER TOUCHDOWN

Most Points After Touchdown, Career

- 24 David Akers, Philadelphia, 2002-03, 2005, 2010-11;
San Francisco, 2012 (24 att)
- 15 Morten Andersen, New Orleans, 1986-89, 1991,
1993; Atlanta, 1996 (15 att)
- 13 Adam Vinatieri, New England, 2003, 2005;
Indianapolis, 2015 (15 att)

Most Points After Touchdown, Game

- 8 Sebastian Janikowski, Oakland, 2012 (8 att)
Blair Walsh, Minnesota, 2013 (8 att)
- 7 Mike Vanderjagt, Indianapolis, 2004 (7 att)
David Akers, Philadelphia, 2011 (7 att)
- 6 Ali Haji-Sheikh, N.Y. Giants, 1984 (6 att)
Jason Hanson, Detroit, 2000 (6 att)
Adam Vinatieri, New England, 2003 (6 att)
Nick Folk, Dallas, 2008 (6 att)

FIELD GOALS

Most Field Goals Attempted, Career

- 18 Morten Andersen, New Orleans, 1986-89, 1991,
1993; Atlanta, 1996
- 15 Jan Stenerud, Kansas City, 1971-72, 1976;
Minnesota, 1985
- 13 David Akers, Philadelphia, 2002-03, 2005, 2010-11;
San Francisco, 2012

Most Field Goals Attempted, Game

- 6 Jan Stenerud, Kansas City, 1972
Eddie Murray, Detroit, 1981
Mark Moseley, Washington, 1983
- 5 Garo Yepremian, Miami, 1974
- 4 Jan Stenerud, Kansas City, 1976
Nick Lowery, Kansas City, 1991, 1993
Morten Andersen, New Orleans, 1993
Cary Blanchard, Indianapolis, 1997
John Kasay, Carolina, 1997
David Akers, Philadelphia, 2002
Jeff Wilkins, St.L. Rams, 2004

PRO BOWL RECORDS

Most Field Goals, Career

- 11 David Akers, Philadelphia, 2002-03, 2005, 2010-11; San Francisco, 2012
- 10 Morten Andersen, New Orleans, 1986-89, 1991, 1993; Atlanta, 1996
- 8 Jan Stenerud, Kansas City, 1971-72, 1976; Minnesota, 1985

Most Field Goals, Game

- 5 Garo Yepremian, Miami, 1974 (5 att)
- 4 Jan Stenerud, Kansas City, 1972 (6 att)
- Eddie Murray, Detroit, 1981 (6 att)
- 3 Nick Lowery, Kansas City, 1991 (4 att)
- Nick Lowery, Kansas City, 1993 (4 att)
- Jason Elam, Denver, 1999 (3 att)
- Jason Hanson, Detroit, 2000 (3 att)
- David Akers, Philadelphia, 2002 (4 att)
- Neil Rackers, Arizona, 2006 (3 att)
- Rob Bironas, Tennessee, 2008 (3 att)
- John Carney, N.Y. Giants, 2009 (3 att)
- Graham Gano, Carolina, 2018 (3 att)

Longest Field Goal

- 53 David Akers, Philadelphia, 2003
- 51 Morten Andersen, New Orleans, 1989
- Jason Hanson, Detroit, 2000
- 50 Justin Tucker, Bal. Ravens, 2020

SAFETIES

Most Safeties, Game

- 1 Art Still, Kansas City, 1983
- Mark Gastineau, N.Y. Jets, 1985
- Greg Townsend, L.A. Raiders, 1992

RUSHING ATTEMPTS

Most Attempts, Career

- 81 Walter Payton, Chi. Bears, 1977-81, 1984-87
- 68 O.J. Simpson, Buffalo, 1973-77
- 66 Barry Sanders, Detroit, 1990-93, 1995-98

Most Attempts, Game

- 19 O.J. Simpson, Buffalo, 1974
- 17 Marv Hubbard, Oakland, 1974
- 16 O.J. Simpson, Buffalo, 1973
- Marcus Allen, L.A. Raiders, 1986
- Adrian Peterson, Minnesota, 2008

YARDS GAINED

Most Yards Gained, Career

- 368 Walter Payton, Chi. Bears, 1977-81, 1984-87
- 356 O.J. Simpson, Buffalo, 1973-77
- 291 Adrian Peterson, 2008-11, 2013, 2016

Most Yards Gained, Game

- 180 Marshall Faulk, Indianapolis, 1995
- 129 Adrian Peterson, Minnesota, 2008
- 127 Chris Warren, Seattle, 1995

Longest Run From Scrimmage

- 49 Marshall Faulk, Indianapolis, 1995 (TD)
- 41 Lawrence McCutcheon, L.A. Rams, 1976
- Natrone Means, S.D. Chargers, 1995
- Marshall Faulk, Indianapolis, 1995
- 39 Chris Warren, Seattle, 1994
- Priest Holmes, Kansas City, 2002
- Adrian Peterson, Minnesota, 2008
- Maurice Jones-Drew, Jacksonville, 2012

AVERAGE GAIN

Highest Average Gain, Career (20 attempts)

- 9.36 Chris Warren, Seattle, 1994-96, (25-234)
- 6.91 Jamaal Charles, Kansas City, 2011, 2013-15 (22-152)

- 6.45 Marshall Faulk, Indianapolis, 1995-96, 1999; St.L. Rams, 2000, 2002-03 (42-271)

Highest Average Gain, Game (10 attempts)

- 13.85 Marshall Faulk, Indianapolis, 1995 (13-180)
- 9.07 Chris Warren, Seattle, 1995 (14-127)
- 8.06 Adrian Peterson, Minnesota 2008 (16-129)

TOUCHDOWNS

Most Touchdowns, Career

- 4 Adrian Peterson, Minnesota, 2008-11, 2013, 2016
- 3 Earl Campbell, Hou. Oilers, 1979-82, 1984
- Chuck Muncie, New Orleans, 1980; S.D. Chargers, 1982-83
- Mike Alstott, Tampa Bay, 1998-2003
- 2 John Brockington, Green Bay, 1972-74
- O.J. Simpson, Buffalo, 1973-77
- Walter Payton, Chi. Bears, 1977-81, 1984-87
- Marcus Allen, L.A. Raiders, 1983, 1985-86, 1988; Kansas City, 1994
- Herschel Walker, Dallas, 1988-89
- Johnny Johnson, Phoenix, 1991
- Barry Sanders, Detroit, 1990-93, 1995-98
- Curtis Martin, New England, 1996-97; N.Y. Jets, 1999, 2002
- Ricky Williams, Miami, 2003
- Shaun Alexander, Seattle, 2004-06
- LaDainian Tomlinson, S.D. Chargers, 2003, 2005-07
- Steven Jackson, St.L. Rams, 2007, 2011

Most Touchdowns, Game

- 3 Mike Alstott, Tampa Bay, 2000
- 2 John Brockington, Green Bay, 1973
- Earl Campbell, Hou. Oilers, 1980
- Chuck Muncie, New Orleans, 1980
- Herschel Walker, Dallas, 1989
- Johnny Johnson, Phoenix, 1991
- Ricky Williams, Miami, 2003
- Shaun Alexander, Seattle, 2004
- Adrian Peterson, Minnesota, 2008

PASSING ATTEMPTS

Most Attempts, Career

- 196 Peyton Manning, Indianapolis, 2000-01, 2003-09, 2011; Denver, 2013
- 134 Drew Brees, S.D. Chargers, 2005; New Orleans, 2007, 2009, 2011-15, 2017-18, 2020
- 120 Dan Fouts, S.D. Chargers, 1980-84, 1986

Most Attempts, Game

- 41 Peyton Manning, Indianapolis, 2004
- 32 Bill Kenney, Kansas City, 1984
- Steve Young, San Francisco, 1993
- 30 Dan Fouts, S.D. Chargers, 1983

COMPLETIONS

Most Completions, Career

- 115 Peyton Manning, Indianapolis, 2000-01, 2003-09, 2011; Denver, 2013
- 80 Drew Brees, S.D. Chargers, 2005; New Orleans, 2007, 2009, 2011-15, 2017-18, 2020
- 63 Dan Fouts, S.D. Chargers, 1980-84, 1986

Most Completions, Game

- 22 Peyton Manning, Indianapolis, 2004
- 21 Joe Theismann, Washington, 1984
- 18 Steve Young, San Francisco, 1993

PRO BOWL RECORDS

COMPLETION PERCENTAGE

- Highest Completion Percentage, Career (40 attempts)
68.9 Joe Theismann, Washington, 1983-84 (45-31)
67.9 Rich Gannon, Oakland, 2000-03 (53-36)
65.2 Eli Manning, N.Y. Giants, 2009, 2013, 2016 (46-30)
- Highest Completion Percentage, Game (10 attempts)
90.0 Archie Manning, New Orleans, 1980 (10-9)
Andrew Luck, Indianapolis, 2015 (10-9)
85.7 Rich Gannon, Oakland, 2001 (14-12)
83.3 Andy Dalton, Cincinnati, 2017 (12-10)

YARDS GAINED

- Most Yards Gained, Career
1,551 Peyton Manning, Indianapolis, 2000-01, 2003-09, 2011; Denver, 2013
1,085 Drew Brees, S.D. Chargers, 2005; New Orleans, 2007, 2009, 2011-15, 2017-18, 2020
890 Dan Fouts, S.D. Chargers, 1980-84, 1986
- Most Yards Gained, Game
342 Peyton Manning, Indianapolis, 2004
316 Matthew Stafford, Detroit, 2015
274 Dan Fouts, S.D. Chargers, 1983
- Longest Completion
93 Jeff Blake, Cincinnati (to Thigpen, Pittsburgh), 1996 (TD)
90 Steve McNair, Tennessee (to Johnson, Cincinnati), 2004 (TD)
80 Mark Brunell, Jacksonville (to Brown, Oakland), 1997 (TD)

AVERAGE GAIN

- Highest Average Gain, Career (40 attempts)
9.15 Andrew Luck, Indianapolis, 2013-15, 2019 (53-485)
8.67 Russell Wilson, Seattle, 2013, 2016, 2018-20 (55-477)
8.20 Eli Manning, N.Y. Giants, 2009, 2013, 2016 (46-377)
- Highest Average Gain, Game (10 attempts)
16.45 Ben Roethlisberger, Pittsburgh, 2012 (11-181)
15.27 Randall Cunningham, Philadelphia, 1991 (11-168)
13.70 Rich Gannon, Oakland, 2002 (10-137)

TOUCHDOWNS

- Most Touchdowns, Career
15 Peyton Manning, Indianapolis, 2000-01, 2003-09, 2011; Denver, 2013
10 Drew Brees, S.D. Chargers, 2005; New Orleans, 2007, 2009, 2011-15, 2017-18, 2020
7 Rich Gannon, Oakland, 2000-03
Russell Wilson, Seattle, 2013, 2016, 2018-20
- Most Touchdowns, Game
4 Marc Bulger, St.L. Rams, 2004
3 Joe Theismann, Washington, 1984
Phil Simms, N.Y. Giants, 1986
Peyton Manning, Indianapolis, 2004
Peyton Manning, Indianapolis, 2005
Russell Wilson, Seattle, 2013, 2016
- 2 Accomplished 36 times. Most recent:
Kirk Cousins, Minnesota, 2020
Lamar Jackson, Bal. Ravens, 2020

HAD INTERCEPTED

- Most Passes Had Intercepted, Career
9 Peyton Manning, Indianapolis, 2000-01, 2003-09, 2011; Denver, 2013
8 Dan Fouts, S.D. Chargers, 1980-84, 1986
6 Jim Hart, St.L. Cardinals, 1975-78
Donovan McNabb, Philadelphia, 2001-03, 2005, 2010

- Most Passes Had Intercepted, Game
5 Jim Hart, St.L. Cardinals, 1977
4 Ken Stabler, Oakland, 1974
3 Dan Fouts, S.D. Chargers, 1986
Mark Rypien, Washington, 1990
Steve Young, San Francisco, 1993
Jim Harbaugh, Indianapolis, 1996
Vinny Testaverde, N.Y. Jets, 1999
Jeff Garcia, San Francisco, 2003
Peyton Manning, Indianapolis, 2006
Cam Newton, Carolina, 2012
Tyrod Taylor, Buffalo, 2016
- Most Attempts, Without Interception, Game
27 Joe Theismann, Washington, 1984
Phil Simms, N.Y. Giants, 1986
26 John Brodie, San Francisco, 1971
Danny White, Dallas, 1983
23 Dave Krieg, Seattle, 1990

PERCENTAGE, PASSES HAD INTERCEPTED

- Lowest Percentage, Passes Had Intercepted, Career (40 attempts)
0.00 Joe Theismann, Washington, 1983-84 (45-0)
1.82 Russell Wilson, Seattle, 2013, 2016, 2018-20 (55-1)
1.89 Rich Gannon, Oakland, 2000-03 (53-1)

PASS RECEIVING RECEPTIONS

- Most Receptions, Career
52 Tony Gonzalez, Kansas City, 2000-01, 2003-09; Atlanta, 2011-12, 2014
37 Jerry Rice, San Francisco, 1987-88, 1990-94, 1996, 1999; Oakland, 2003
30 Marvin Harrison, Indianapolis, 2000-06
- Most Receptions, Game
10 Victor Cruz, N.Y. Giants, 2013
9 Randy Moss, Minnesota, 2000
Mark Andrews, Bal. Ravens, 2020
8 Steve Largent, Seattle, 1986
Michael Irvin, Dallas, 1992
Andre Rison, Atlanta, 1993
Jimmy Smith, Jacksonville, 2000
Marvin Harrison, Indianapolis, 2001
Terrell Owens, San Francisco, 2002
Steve Smith, Carolina, 2006
Terrell Owens, Dallas, 2008
Roddy White, Atlanta, 2010

YARDS GAINED

- Most Yards Gained, Career
796 Tony Gonzalez, Kansas City, 2000-01, 2003-09; Atlanta, 2011-12, 2014
495 Jerry Rice, San Francisco, 1987-88, 1990-94, 1996, 1999; Oakland, 2003
462 Marvin Harrison, Indianapolis, 2000-06
- Most Yards Gained, Game
212 Randy Moss, Minnesota, 2000
176 Brandon Marshall, Miami, 2012
156 Chad Johnson, Cincinnati, 2004
- Longest Reception
93 Yancey Thigpen, Pittsburgh (from Blake, Cincinnati), 1996 (TD)
90 Chad Johnson, Cincinnati (from McNair, Tennessee), 2004 (TD)
80 Tim Brown, Oakland (from Brunell, Jacksonville), 1997 (TD)

TOUCHDOWNS

Most Touchdowns, Career

- 8 Larry Fitzgerald, Arizona, 2006, 2008-09, 2011-14
- 6 Tony Gonzalez, Kansas City, 2000-01, 2003-09; Atlanta, 2011-12, 2014
- 5 Jimmy Smith, Jacksonville, 1998-2001
Marvin Harrison, Indianapolis, 2000-06
Brandon Marshall, Denver, 2009-10; Miami, 2012; Chi. Bears, 2014

Most Touchdowns, Game

- 4 Brandon Marshall, Miami, 2012
- 3 Jimmy Smith, Jacksonville, 2000
Larry Fitzgerald, Arizona, 2012
A.J. Green, Cincinnati, 2013
- 2 William Andrews, Atlanta, 1984
Eric Green, Pittsburgh, 1995
Marvin Harrison, Indianapolis, 2001
T.J. Houshmandzadeh, Cincinnati, 2008
Terrell Owens, Dallas, 2008
Larry Fitzgerald, Arizona, 2009
DeSean Jackson, Philadelphia, 2010
Vincent Jackson, Tampa Bay, 2013
Jimmy Graham, New Orleans, 2015
Greg Olsen, Carolina, 2015
Emmanuel Sanders, Denver, 2015
Travis Kelce, Kansas City, 2016
Delanie Walker, Tennessee, 2018
Davante Adams, Green Bay, 2020

INTERCEPTIONS BY

Most Interceptions By, Career

- 4 Everson Walls, Dallas, 1982-84, 1986
Deion Sanders, Atlanta, 1992-94; San Francisco, 1995; Dallas, 1999
Champ Bailey, Washington, 2001-04; Denver, 2005-08, 2011-13
Patrick Peterson, Arizona, 2012-15, 2017-19
- 3 Ken Houston, Hou. Oilers, 1971-73; Washington, 1974-79
Jack Lambert, Pittsburgh, 1976-84
Ted Hendricks, Bal. Colts, 1972-74; Green Bay, 1975; Oakland, 1981-82; L.A. Raiders, 1983-84
Mike Haynes, New England, 1978-81, 1983; L.A. Raiders, 1985-87
Ty Law, New England, 1999, 2002-04; N.Y. Jets, 2006
Brian Dawkins, Philadelphia, 2000, 2002-03, 2005-06, 2009; Denver, 2010, 2012
Brent Grimes, Atlanta, 2011; Miami, 2014-16
Harrison Smith, Minnesota, 2016-20

2 By 25 players

Most Interceptions By, Game

- 2 Mel Blount, Pittsburgh, 1977
Everson Walls, Dallas, 1982, 1983
LeRoy Irvin, L.A. Rams, 1986
David Fulcher, Cincinnati, 1990
Brian Dawkins, Philadelphia, 2000
Rod Woodson, Oakland, 2003
Ed Reed, Bal. Ravens, 2007
Antonio Cromartie, S.D. Chargers, 2008
Eric Weddle, S.D. Chargers, 2012
Dominique Rodgers-Cromartie, N.Y. Giants, 2016
Patrick Peterson, Arizona, 2018

YARDS GAINED

Most Yards Gained, Career

- 147 Ty Law, New England, 1999, 2002-04; N.Y. Jets, 2006
- 122 Harrison Smith, Minnesota, 2016-20
- 103 Deion Sanders, Atlanta, 1992-94; San Francisco, 1995; Dallas, 1999

Most Yards Gained, Game

- 90 Eric Weddle, S.D. Chargers, 2012
- 87 Deion Sanders, Dallas, 1999
- 79 Harrison Smith, Minnesota, 2018

Longest Gain

- 87 Deion Sanders, Dallas, 1999
- 79 Harrison Smith, Minnesota, 2018 (TD)
- 73 Rod Woodson, Pittsburgh, 1994 (lateral)

TOUCHDOWNS

Most Touchdowns, Career

- 2 Ty Law, New England, 1999, 2002-04; N.Y. Jets, 2006
Derrick Brooks, Tampa Bay, 1998-2001, 2003, 2006-07
Derrick Johnson, Kansas City, 2012-16
- 1 By many

Most Touchdowns, Game

- 1 Bobby Bell, Kansas City, 1973
Nolan Cromwell, L.A. Rams, 1984
Joey Browner, Minnesota, 1986
Jerry Gray, L.A. Rams, 1990
Mike Johnson, Cle. Browns, 1990
Junior Seau, S.D. Chargers, 1993
Ken Harvey, Washington, 1996
Ashley Ambrose, Cincinnati, 1997
Ty Law, New England, 1999
Derrick Brooks, Tampa Bay, 2000
Aeneas Williams, Arizona, 2000
Ray Lewis, Bal. Ravens, 2002
Ty Law, New England, 2003
Dre' Bly, Detroit, 2004
Derrick Brooks, Tampa Bay, 2006
Jon Beason, Carolina, 2011
Derrick Johnson, Kansas City, 2012
Derrick Johnson, Kansas City, 2013
Harrison Smith, Minnesota, 2018
Fletcher Cox, Philadelphia, 2020

PUNTING

Most Punts, Career

- 33 Ray Guy, Oakland, 1974-79, 1981
- 23 Rohn Stark, Indianapolis, 1986-87, 1991, 1993
- 22 Reggie Roby, Miami, 1985, 1990; Washington, 1995

Most Punts, Game

- 10 Reggie Roby, Miami, 1985
- 9 Tom Wittum, San Francisco, 1974
Rohn Stark, Indianapolis, 1987
- 8 Jerrel Wilson, Kansas City, 1971
Tom Skladany, Detroit, 1982
Reggie Roby, Washington, 1995

Longest Punt

- 73 Shane Lechler, Oakland, 2002
- 70 Shane Lechler, Oakland, 2002
Mat McBriar, Dallas, 2011
- 65 Shane Lechler, Oakland, 2009

PRO BOWL RECORDS

AVERAGE YARDAGE

Highest Average, Career (10 punts)

- 51.58 Shane Lechler, Oakland, 2002, 2005, 2008-12 (12-619)
- 48.20 Johnny Hekker, St.L. Rams, 2014, 2016; L.A. Rams, 2017-18 (10-482)
- 47.30 Jeff Feagles, Arizona, 1996; N.Y. Giants, 2009 (10-473)

Highest Average, Game (4 punts)

- 60.75 Shane Lechler, Oakland, 2002 (4-243)
- 55.50 Darren Bennett, S.D. Chargers, 1996 (4-222)
- 52.00 Matt Turk, Washington, 1999 (4-208)

PUNT RETURNS

Most Punts Returns, Career

- 13 Rick Upchurch, Denver, 1977, 1979-80, 1983
- 11 Vai Sikahema, St.L. Cardinals, 1987-88
Eric Metcalf, Cle. Browns 1994-95;
S.D. Chargers 1998
- 10 Mike Nelms, Washington, 1981-83

Most Punt Returns, Game

- 7 Vai Sikahema, St.L. Cardinals, 1987
- 6 Henry Ellard, L.A. Rams, 1985
Gerald McNeil, Cle. Browns, 1988
Eric Metcalf, Cle. Browns, 1995
- 5 Rick Upchurch, Denver, 1980
Mike Nelms, Washington, 1981
Carl Roaches, Hou. Oilers, 1982
Johnny Bailey, Phoenix, 1993
Dexter McCluster, Kansas City, 2014

Most Fair Catches, Game

- 2 Jerry Logan, Bal. Colts, 1971
Dick Anderson, Miami, 1974
Henry Ellard, L.A. Rams, 1985
Isaac Bruce, St.L. Rams, 1997
Desmond Howard, Detroit, 2001

YARDS GAINED

Most Yards Gained, Career

- 183 Billy Johnson, Hou. Oilers, 1976, 1978;
Atlanta, 1984
- 138 Mel Renfro, Dallas, 1971-72, 1974
Rick Upchurch, Denver, 1977, 1979-80, 1983
- 135 Eric Metcalf, Cle. Browns, 1994-95;
S.D. Chargers 1998

Most Yards Gained, Game

- 159 Billy Johnson, Hou. Oilers, 1976
- 138 Mel Renfro, Dallas, 1971
- 117 Wally Henry, Philadelphia, 1980

Longest Punt Return

- 90 Billy Johnson, Hou. Oilers, 1976 (TD)
- 86 Wally Henry, Philadelphia, 1980 (TD)
- 82 Mel Renfro, Dallas, 1971 (TD)

AVERAGE YARDAGE

Highest Average, Career (4 returns)

- 24.40 Antonio Brown, Pittsburgh, 2012, 2014-15, 2018 (5-122)
- 22.88 Billy Johnson, Hou. Oilers, 1976, 1978;
Atlanta, 1984 (8-183)
- 21.50 Tony Green, Washington, 1979 (4-86)

Highest Average, Game (3 returns)

- 39.75 Billy Johnson, Hou. Oilers, 1976 (4-159)
- 39.00 Wally Henry, Philadelphia, 1980 (3-117)
- 28.75 Antonio Brown, Pittsburgh, 2012 (4-115)

TOUCHDOWNS

Most Touchdowns, Game

- 2 Mel Renfro, Dallas, 1971
- 1 Billy Johnson, Hou. Oilers, 1976
Wally Henry, Philadelphia, 1980

KICKOFF RETURNS

Most Kickoff Returns, Career

- 17 Michael Bates, Carolina, 1997-2001
- 16 Josh Cribbs, Cle. Browns, 2008, 2010, 2013
- 14 Mel Gray, Detroit, 1991-92, 1995
Devin Hester, Chi. Bears, 2007-08, 2011;
Atlanta, 2015

Most Kickoff Returns, Game

- 9 Marc Mariani, Tennessee, 2011
- 8 Derrick Mason, Tennessee, 2004
- 7 Mel Gray, Detroit, 1995
Jerry Azumah, Chi. Bears, 2004
Josh Cribbs, Cle. Browns, 2010

YARDS GAINED

Most Yards Gained, Career

- 488 Michael Bates, Carolina, 1997-2001
- 453 Josh Cribbs, Cle. Browns, 2008, 2010, 2013
- 362 Devin Hester, Chi. Bears, 2007-08, 2011;
Atlanta, 2015

Most Yards Gained, Game

- 326 Marc Mariani, Tennessee, 2011
- 228 Jerry Azumah, Chi. Bears, 2004
- 217 Michael Lewis, New Orleans, 2003

Longest Kickoff Return

- 92 Leon Washington, Seattle, 2013
- 66 Michael Bates, Carolina, 2000
- 62 Greg Pruitt, L.A. Raiders, 1984

AVERAGE YARDAGE

Highest Average, Career (4 returns)

- 43.40 Michael Lewis, New Orleans, 2003 (5-217)
- 36.22 Marc Mariani, Tennessee, 2011 (9-326)
- 35.00 Les (Speedy) Duncan, Washington, 1972 (5-175)

Highest Average, Game (3 returns)

- 43.40 Michael Lewis, New Orleans, 2003 (5-217)
- 42.67 Clifton Smith, Tampa Bay, 2009 (3-128)
- 42.00 Michael Bates, Carolina, 2000 (4-168)

TOUCHDOWNS

Most Touchdowns, Game

- 1 Hines Ward, Pittsburgh, 2005

FUMBLES

Most Fumbles, Career

- 6 Dan Fouts, S.D. Chargers, 1980-84, 1986
- 4 Lawrence McCutcheon, L.A. Rams, 1974-78
Franco Harris, Pittsburgh, 1973-76, 1978-81
Jay Schroeder, Washington, 1987
Vai Sikahema, St.L. Cardinals, 1987-88
Trent Green, Kansas City, 2004, 2006
Drew Brees, S.D. Chargers, 2005; New Orleans,
2007, 2009, 2011-15, 2017-18, 2020
- 3 By 10 players

Most Fumbles, Game

- 4 Jay Schroeder, Washington, 1987
Trent Green, Kansas City, 2004
- 3 Dan Fouts, S.D. Chargers, 1982
Vai Sikahema, St.L. Cardinals, 1987
Matthew Stafford, Detroit, 2015
- 2 By 20 players

PRO BOWL RECORDS

RECOVERIES

Most Fumbles Recovered, Career

- 3 Harold Jackson, Philadelphia, 1973; L.A. Rams, 1974, 1976, 1978 (3-own)
Dan Fouts, S.D. Chargers, 1980-84, 1986 (3-own)
Randy White, Dallas, 1978, 1980-86 (3-opp)
Trent Green, Kansas City, 2004, 2006 (3-own)
Peyton Manning, Indianapolis, 2000-01, 2003-09, 2011; Denver, 2013 (3-own)
- 2 By many players

Most Fumbles Recovered, Game

- 3 Trent Green, Kansas City, 2004 (3-own)
- 2 Dick Anderson, Miami, 1974 (1-own, 1-opp)
Harold Jackson, L.A. Rams, 1974 (2-own)
Dan Fouts, S.D. Chargers, 1982 (2-own)
Joey Browner, Minnesota, 1990 (2-opp)
Jessie Armstead, N.Y. Giants, 1999 (1-own, 1-opp)
Steve Beuerlein, Carolina, 2000 (2-own)

YARDAGE

Longest Fumble Return

- 83 Art Still, Kansas City, 1985 (TD, opp)
- 82 T.J. Watt, Pittsburgh, 2020 (TD, opp)
- 70 Adalius Thomas, Bal. Ravens, 2007 (TD, opp)

TOUCHDOWNS

Most Touchdowns, Game

- 1 Art Still, Kansas City, 1985
Keith Millard, Minnesota, 1990
Adalius Thomas, Bal. Ravens, 2007
DeAngelo Hall, Washington, 2011
Montell Owens, Jacksonville, 2011
T.J. Watt, Pittsburgh, 2020

SACKS

Sacks have been compiled since 1983.

Most Sacks, Career

- 9.5 Reggie White, Philadelphia, 1987-93; Green Bay, 1994, 1996-97, 1999
- 9.0 Howie Long, L.A. Raiders, 1984-88, 1990, 1993-1994
- 7.5 Bruce Smith, Buffalo, 1988-91, 1995-96, 1998-99

Most Sacks, Game

- 4 Mark Gastineau, N.Y. Jets, 1985
Reggie White, Philadelphia, 1987
- 3 Richard Dent, Chi. Bears, 1985
Bruce Smith, Buffalo, 1991
Everson Griffen, Minnesota, 2017
- 2.5 Bruce Smith, Buffalo, 1998

TEAM RECORDS

SCORING

Most Points, Game

- 62 NFC, 2013

Fewest Points, Game

- 3 AFC, 1984, 1989, 1994

Most Points, Both Teams, Game

- 107 NFC (55) vs. AFC (52), 2004

Fewest Points, Both Teams, Game

- 16 NFC (6) vs. AFC (10), 1987

TOUCHDOWNS

Most Touchdowns, Game

- 8 AFC, 2012
NFC, 2013

Fewest Touchdowns, Game

- 0 AFC, 1971, 1974, 1984, 1989, 1994
NFC, 1987, 1988

Most Touchdowns, Both Teams, Game

- 14 AFC (7) vs. NFC (7), 2004
AFC (8) vs. NFC (6), 2012

Fewest Touchdowns, Both Teams, Game

- 1 AFC (0) vs. NFC (1), 1974
NFC (0) vs. AFC (1), 1987
NFC (0) vs. AFC (1), 1988

POINTS AFTER TOUCHDOWN

Most Points After Touchdown, Game

- 8 AFC, 2012
NFC, 2013

Most Points After Touchdown, Both Teams, Game

- 13 AFC (8) vs. NFC (5), 2012
NFC (8) vs. AFC (5), 2013

FIELD GOALS

Most Field Goals Attempted, Game

- 6 AFC, 1972
NFC, 1981, 1983

Most Field Goals Attempted, Both Teams, Game

- 9 NFC (6) vs. AFC (3), 1983

Most Field Goals, Game

- 5 AFC, 1974

Most Field Goals, Both Teams, Game

- 7 AFC (5) vs. NFC (2), 1974

NET YARDS GAINED RUSHING AND PASSING

Most Yards Gained, Game

- 626 AFC, 2004

Fewest Yards Gained, Game

- 114 AFC, 1993

Most Yards Gained, Both Teams, Game

- 1,142 AFC (596) vs. NFC (546), 2012

Fewest Yards Gained, Both Teams, Game

- 424 AFC (202) vs. NFC (222), 1987

RUSHING

ATTEMPTS

Most Attempts, Game

- 50 AFC, 1974

Fewest Attempts, Game

- 9 NFC, 2001, 2019

Most Attempts, Both Teams, Game

- 80 AFC (50) vs. NFC (30), 1974

Fewest Attempts, Both Teams, Game

- 24 NFC (4) vs. AFC (20), 2020

YARDS GAINED

Most Yards Gained, Game

- 400 AFC, 1995

Fewest Yards Gained, Game

- 15 AFC, 2013

Most Yards Gained, Both Teams, Game

- 441 AFC (400) vs. NFC (41), 1995

Fewest Yards Gained, Both Teams, Game

- 76 AFC (31) vs. NFC (45), 2017

TOUCHDOWNS

Most Touchdowns, Game

- 3 NFC, 1989, 1991, 2000, 2007, 2011
AFC, 1995

Most Touchdowns, Both Teams, Game

- 4 AFC (2) vs. NFC (2), 1973
AFC (2) vs. NFC (2), 1980
NFC (3) vs. AFC (1), 2007
NFC (3) vs. AFC (1), 2011

PRO BOWL RECORDS

PASSING ATTEMPTS

Most Attempts, Game
59 NFC, 2012
Fewest Attempts, Game
17 NFC, 1972
Most Attempts, Both Teams, Game
101 NFC (54) vs. AFC (47), 2003
Fewest Attempts, Both Teams, Game
42 NFC (17) vs. AFC (25), 1972

COMPLETIONS

Most Completions, Game
33 NFC, 2012
Fewest Completions, Game
7 NFC, 1972, 1982
Most Completions, Both Teams, Game
62 NFC (32) vs. AFC (30), 2013
Fewest Completions, Both Teams, Game
18 NFC (7) vs. AFC (11), 1972

YARDS GAINED

Most Yards Gained, Game
515 AFC, 2004
Fewest Yards Gained, Game
42 NFC, 1982
Most Yards Gained, Both Teams, Game
943 NFC (473) vs. AFC (470), 2012
Fewest Yards Gained, Both Teams, Game
215 NFC (89) vs. AFC (126), 1972

TIMES SACKED

Most Times Sacked, Game
9 NFC, 1985
Fewest Times Sacked, Game
0 AFC, 1998, 1999, 2000, 2003, 2012, 2018
NFC, 1971, 1997, 2001
Team Irvin, 2015, 2016
Most Times Sacked, Both Teams, Game
17 NFC (9) vs. AFC (8), 1985
Fewest Times Sacked, Both Teams, Game
1 NFC (0) vs. AFC (1), 1997
AFC (0) vs. NFC (1), 2012
Team Irvin (0) vs. Team Rice (1), 2016

TOUCHDOWNS

Most Touchdowns, Game
7 Team Irvin, 2016
Most Touchdowns, Both Teams, Game
12 AFC (6) vs. NFC (6), 2012

INTERCEPTIONS BY

Most Interceptions By, Game
6 AFC, 1977, 2003
Team Irvin, 2016
Most Interceptions By, Both Teams, Game
8 AFC (6) vs. NFC (2), 2003

YARDS GAINED

Most Yards Gained, Game
192 NFC, 2006
Most Yards Gained, Both Teams, Game
265 NFC (192) vs. AFC (73), 2006

TOUCHDOWNS

Most Touchdowns, Game
2 NFC, 2000

PUNTING

Most Punts, Game
10 AFC, 1985
Fewest Punts, Game
0 NFC, 1989, 2008
AFC, 2012, 2018, 2019
Most Punts, Both Teams, Game
16 AFC (10) vs. NFC (6), 1985
Fewest Punts, Both Teams, Game
1 NFC (0) vs. AFC (1), 2008
AFC (0) vs. NFC (1), 2018

PUNT RETURNS

Most Punt Returns, Game
7 NFC, 1985, 1987
AFC, 1995
Fewest Punt Returns, Game
0 AFC, 1984, 1989, 2008
NFC, 2005, 2008, 2011, 2012, 2018, 2019
Team Irvin, 2016
Most Punt Returns, Both Teams, Game
11 NFC (7) vs. AFC (4), 1985
Fewest Punt Returns, Both Teams, Game
0 NFC (0) vs. AFC (0), 2008

YARDS GAINED

Most Yards Gained, Game
177 AFC, 1976
Fewest Yards Gained, Game
-1 NFC, 1991
Most Yards Gained, Both Teams, Game
263 AFC (177) vs. NFC (86), 1976
Fewest Yards Gained, Both Teams, Game
0 NFC (0) vs. AFC (0), 2008
0 NFC (0) vs. AFC (0), 2018

TOUCHDOWNS

Most Touchdowns, Game
2 NFC, 1971

KICKOFF RETURNS

Most Kickoff Returns, Game
10 AFC, 2004
Fewest Kickoff Returns, Game
1 NFC, 1971, 1984, 1994
AFC, 1988, 1991, 2012
Most Kickoff Returns, Both Teams, Game
18 AFC (10) vs. NFC (8), 2004
Fewest Kickoff Returns, Both Teams, Game
5 NFC (2) vs. AFC (3), 1979
AFC (1) vs. NFC (4), 1988
NFC (2) vs. AFC (3), 1992
NFC (1) vs. AFC (4), 1994
AFC (1) vs. NFC (4), 2012

YARDS GAINED

Most Yards Gained, Game
326 AFC, 2011
Fewest Yards Gained, Game
6 NFC, 1971
Most Yards Gained, Both Teams, Game
461 NFC (247) vs. AFC (214), 2004
Fewest Yards Gained, Both Teams, Game
99 NFC (48) vs. AFC (51), 1987

TOUCHDOWNS

Most Touchdowns, Game
1 AFC, 2005

FUMBLES

Most Fumbles, Game

10 NFC, 1974

Most Fumbles, Both Teams, Game

15 NFC (10) vs. AFC (5), 1974

RECOVERIES

Most Fumbles Recovered, Game

10 NFC, 1974 (6 own, 4 opp)

Most Fumbles Lost, Game

4 AFC, 1974, 1988

NFC, 1974

YARDS GAINED

Most Yards Gained, Game

87 AFC, 1985

TOUCHDOWNS

Most Touchdowns, Game

1 AFC, 1985, 2007, 2011, 2020

NFC, 1990, 2011

TURNOVERS

(Number of times losing the ball on interceptions and fumbles.)

Most Turnovers, Game

8 AFC, 1974

Fewest Turnovers, Game

0 AFC, 1991, 1997

NFC, 1991, 1995, 1996, 2001

Most Turnovers, Both Teams, Game

12 AFC (8) vs. NFC (4), 1974

Fewest Turnovers, Both Teams, Game

0 AFC vs. NFC, 1991

INTERCONFERENCE GAMES

AFC VS. NFC (REGULAR SEASON), 1970-2020

	Balt	Buff	Cin	Cle	Den	Hou	Ind	Jax	KC	LV
1970		0-3	1-2	0-3	2-2		3-0		0-2-1	1-2
1971		0-3	1-2	2-1	1-3		2-1		2-1	1-1-1
1972		2-0-1	2-1	1-2	1-3		0-3		2-1	3-0
1973		2-1	2-1	1-2	0-3-1		2-1		1-1-1	2-1
1974		2-1	2-1	1-2	2-2		1-2		1-2	3-0
1975		1-2	3-0	1-3	2-1		2-1		2-1	3-0
1976		0-2	2-0	2-0	2-0		0-2		1-1	3-0
1977		1-1	2-1	1-1	1-1		1-1		1-1	1-1
1978		1-1	2-2	4-0	2-2		2-2		0-2	4-0
1979		2-2	2-2	3-1	3-1		1-1		0-2	4-0
1980		3-1	2-2	3-1	3-1		1-1		2-0	2-2
1981		1-3	2-2	3-1	3-1		0-4		2-2	2-2
1982		1-2	1-0	0-2	2-1		0-1-1		0-3	3-0
1983		1-3	3-1	2-2	0-2		2-0		2-2	2-2
1984		1-3	2-2	1-3	3-1		0-4		1-1	3-1
1985		0-2	2-2	1-3	3-1		3-1		2-2	3-1
1986		1-1	3-1	2-2	3-1		1-3		1-1	1-3
1987		1-2	1-2	2-2	2-1-1		1-0		1-2	2-2
1988		2-2	4-0	4-0	3-1		2-2		0-2	1-3
1989		1-3	2-2	3-1	2-2		1-3		2-0	2-2
1990		3-1	1-3	1-3	1-3		2-2		4-0	3-1
1991		3-1	1-3	0-4	2-0		0-4		2-2	2-2
1992		4-0	1-3	2-2	1-3		2-0		2-2	2-2
1993		4-0	2-2	3-1	1-3		0-4		2-2	3-1
1994		1-3	1-3	3-1	1-3		0-2		3-1	3-1
1995		3-1	2-2	1-3	2-2		2-2	0-4	3-1	3-1
1996	2-2	4-0	2-2		3-1		3-1	2-2	4-0	1-3
1997	2-1-1	1-3	2-2		3-1		1-3	2-2	4-0	2-2
1998	1-3	3-1	1-3		3-1		0-4	3-1	3-1	3-1
1999	2-1	3-1	1-2	1-2	2-2		4-0	4-0	2-2	3-1
2000	2-1	2-2	1-2	0-3	3-1		2-2	2-2	2-2	4-0
2001	2-2	1-3	1-2	1-2	3-1		1-3	1-2	1-3	3-1
2002	0-4	3-1	1-3	2-2	4-0	2-2	2-2	2-2	2-2	2-2
2003	3-1	2-2	2-2	2-2	1-3	2-2	3-1	2-2	3-1	1-3
2004	3-1	4-0	4-0	1-3	3-1	1-3	4-0	3-1	1-3	2-2
2005	2-2	0-4	4-0	2-2	3-1	1-3	3-1	3-1	1-3	2-2
2006	3-1	2-2	2-2	1-3	1-3	0-4	3-1	3-1	4-0	1-3
2007	3-1	1-3	1-3	3-1	1-3	3-1	4-0	3-1	1-3	0-4
2008	3-1	2-2	1-2-1	1-3	3-1	3-1	2-2	2-2	0-4	1-3
2009	2-2	2-2	3-1	0-4	2-2	3-1	4-0	1-3	1-3	1-3
2010	3-1	1-3	1-3	2-2	1-3	1-3	2-2	1-3	4-0	2-2
2011	3-1	2-2	3-1	1-3	2-2	2-2	0-4	1-3	3-1	2-2
2012	2-2	1-3	3-1	0-4	3-1	2-2	3-1	0-4	2-2	0-4
2013	2-2	1-3	3-1	1-3	4-0	0-4	2-2	0-4	4-0	0-4
2014	4-0	4-0	3-0-1	3-1	2-2	1-3	2-2	1-3	2-2	1-3
2015	1-3	1-3	3-1	1-3	4-0	2-2	2-2	0-4	1-3	0-4
2016	1-3	3-1	1-2-1	0-4	3-1	2-2	3-1	1-3	3-1	3-1
2017	2-2	2-2	1-3	0-4	1-3	1-3	1-3	1-3	2-2	1-3
2018	2-2	2-2	2-2	2-2	2-2	2-2	3-1	1-3	2-2	1-3
2019	4-0	3-1	0-4	0-4	1-3	2-2	2-2	0-4	3-1	2-2
2020	4-0	3-1	0-3-1	4-0	1-3	1-3	4-0	0-4	4-0	2-2
Total	58-39-1	94-91-1	98-89-4	75-103	107-85-2	31-45	91-87-1	39-64	98-78-2	102-91-1

INTERCONFERENCE GAMES

AFC VS. NFC (REGULAR SEASON), 1970-2020

	LAC	Mia	NE	NYJ	Pitt	Sea	TB	Tenn	TOTALS
1970	1-2	2-1	0-3	2-1	0-3			0-3	12-27-1
1971	2-1	3-0	0-3	0-3	1-2			0-2-1	15-23-2
1972	0-3	3-0	3-0	1-2	2-1			0-3	20-19-1
1973	1-2	3-0	2-1	0-3	3-0			0-3	19-19-2
1974	1-2	2-1	3-0	2-1	3-0			0-3	23-17
1975	0-3	3-0	1-2	0-3	2-1			3-0	23-17
1976	2-0	0-2	1-1	0-2	1-1		0-1	2-0	16-12
1977	1-1	2-0	2-0	1-1	2-0	1-0		2-0	19-9
1978	2-2	3-1	2-2	1-3	3-1	3-1		2-2	31-21
1979	3-1	4-0	3-1	3-1	3-1	3-1		2-2	36-16
1980	2-2	4-0	1-3	1-3	4-0	1-3		4-0	33-19
1981	2-2	1-3	0-4	2-0	3-1	0-2		1-3	24-28
1982	1-0	1-1	0-1	4-0	1-0	1-0		0-3	15-14-1
1983	2-2	3-1	2-2	3-1	2-2	1-3		1-3	26-26
1984	4-0	4-0	0-4	0-2	3-1	4-0		0-4	26-26
1985	1-1	3-1	3-1	2-2	1-3	2-2		1-3	27-25
1986	0-4	2-2	3-1	2-2	2-2	3-1		2-2	26-26
1987	2-0	3-0	0-3	0-4	2-2	4-0		2-2	23-22-1
1988	2-2	3-1	2-2	2-0	1-3	1-3		3-1	30-22
1989	2-2	2-0	0-4	1-3	3-1	0-4		3-1	24-28
1990	1-1	2-2	0-4	2-0	3-1	2-2		1-3	26-26
1991	1-3	3-1	1-1	2-2	0-4	1-3		1-3	19-33
1992	2-0	2-2	0-4	0-4	1-3	0-4		3-1	22-30
1993	2-2	3-1	1-1	2-2	2-2	0-2		2-2	27-25
1994	2-2	2-2	4-0	1-3	2-2	2-0		0-4	25-27
1995	3-1	2-2	0-4	0-4	2-2	3-1		1-3	27-33
1996	1-3	2-2	2-2	1-3	2-2	2-2		2-2	32-28
1997	1-3	1-3	1-3	3-1	2-2	2-2		4-0	31-28-1
1998	1-3	3-1	2-2	2-2	2-2	3-1		1-3	31-29
1999	1-3	2-2	3-1	2-2	3-0	2-2		3-1	38-22
2000	0-4	2-2	0-4	3-1	1-2	2-2		4-0	30-30
2001	2-2	2-2	3-1	2-2	3-0	1-3		3-1	30-30
2002	2-2	2-2	3-1	3-1	2-1-1			2-2	34-29-1
2003	2-2	3-1	3-1	0-4	1-3			4-0	34-30
2004	3-1	2-2	4-0	3-1	4-0			2-2	44-20
2005	2-2	2-2	3-1	1-3	4-0			1-3	34-30
2006	4-0	3-1	4-0	3-1	3-1			3-1	40-24
2007	2-2	0-4	4-0	0-4	3-1			3-1	32-32
2008	1-3	3-1	4-0	2-2	2-2			4-0	34-29-1
2009	4-0	2-2	3-1	2-2	3-1			4-0	37-27
2010	2-2	2-2	4-0	2-2	3-1			3-1	34-30
2011	1-3	1-3	3-1	2-2	3-1			2-2	31-33
2012	0-4	2-2	1-3	2-2	3-1			1-3	25-39
2013	3-1	1-3	3-1	3-1	2-2			1-3	30-34
2014	3-1	2-2	3-1	0-4	2-2			0-4	33-30-1
2015	1-3	2-2	3-1	3-1	3-1			2-2	29-35
2016	1-3	3-1	3-1	1-3	2-2			3-1	33-30-1
2017	3-1	1-3	3-1	0-4	3-1			1-3	23-41
2018	3-1	1-3	3-1	1-3	3-1			4-0	34-30
2019	2-2	1-3	4-0	3-1	2-2			2-2	31-33
2020	1-3	3-1	1-3	1-3	3-1			3-1	35-28-1
Total	88-95	114-75	104-82	79-107	116-71-1	44-44	0-1	98-94-1	1,433-1,341-14

INTERCONFERENCE GAMES

NFC VS. AFC (REGULAR SEASON), 1970-2020

	Ariz	Atl	Car	Chi	Dall	Det	GB	LAR	Minn
1970	2-0-1	1-2		1-2	3-0	3-0	2-1	2-1	2-1
1971	2-1	3-0		1-2	3-0	4-0	2-1	1-2	2-1
1972	1-2	2-2		1-2	3-0	2-0-1	2-1	1-2	1-2
1973	0-2-1	2-1		2-2	2-1	0-3	1-1-1	3-0	2-1
1974	2-1	0-3		0-3	2-1	1-2	2-1	3-1	2-1
1975	2-1	1-2		0-3	2-1	1-2	0-3	3-0	4-0
1976	1-1	0-2		0-2	2-0	2-0	0-2	1-1	2-0
1977	0-2	0-2		1-1	1-1	2-0	0-3	2-0	1-1
1978	0-4	1-3		0-4	3-1	2-2	2-2	2-2	1-3
1979	1-3	1-3		2-2	1-3	0-4	1-3	2-2	1-3
1980	1-1	2-2		0-4	3-1	0-2	1-3	2-2	1-3
1981	3-1	1-3		4-0	4-0	2-2	1-1	1-3	1-3
1982		1-1		1-1	2-1	0-1	1-1-1	1-2	1-3
1983	3-1	3-1		1-1	2-2	1-3	2-2	1-3	4-0
1984	3-1	1-3		2-2	2-2	0-4	0-4	3-1	0-4
1985	2-2	0-4		3-1	3-1	2-2	0-4	3-1	2-0
1986	1-1	1-3		4-0	1-3	1-3	1-3	2-2	1-3
1987	0-1	0-4		2-2	2-1	0-4	1-2-1	1-2	2-1
1988	1-3	1-3		3-1	0-4	1-1	1-3	2-2	2-2
1989	1-3	2-2		2-2	0-2	1-3	0-2	3-1	2-2
1990	2-2	2-2		2-2	1-1	1-3	1-3	2-2	2-2
1991	1-1	3-1		2-2	3-1	4-0	1-3	1-3	0-2
1992	0-2	2-2		1-3	4-0	2-2	3-1	2-2	3-1
1993	1-1	1-3		2-2	2-2	2-0	3-1	2-2	2-2
1994	3-1	1-3		3-1	3-1	2-2	1-3	2-2	2-2
1995	1-3	2-2	3-1	2-2	4-0	3-1	4-0	1-3	3-1
1996	0-4	0-4	3-1	2-2	2-2	1-3	3-1	2-2	1-3
1997	1-3	2-2	2-2	2-2	2-2	2-2	3-1	0-4	3-1
1998	1-3	3-1	1-3	2-2	1-3	1-3	3-1	3-1	4-0
1999	0-4	0-4	2-2	2-2	1-3	1-3	2-2	3-1	2-2
2000	1-3	1-3	2-2	2-2	1-3	2-2	1-3	3-1	3-1
2001	3-1	1-3	0-4	3-1	0-4	0-4	3-1	4-0	1-3
2002	0-4	2-1-1	3-1	1-3	2-2	0-4	3-1	2-2	1-3
2003	1-3	1-3	2-2	3-1	2-2	1-3	3-1	4-0	2-2
2004	1-3	3-1	1-3	1-3	1-3	1-3	1-3	1-3	3-1
2005	1-3	3-1	3-1	1-3	2-2	2-2	0-4	3-1	1-3
2006	0-4	2-2	2-2	2-2	3-1	1-3	1-3	2-2	0-4
2007	3-1	1-3	0-4	3-1	3-1	3-1	4-0	0-4	2-2
2008	2-2	3-1	4-0	2-2	2-2	0-4	1-3	0-4	2-2
2009	2-2	3-1	0-4	2-2	2-2	1-3	2-2	0-4	3-1
2010	2-2	3-1	0-4	3-1	2-2	1-3	2-2	2-2	1-3
2011	1-3	3-1	3-1	1-3	2-2	4-0	3-1	1-3	0-4
2012	2-2	4-0	2-2	3-1	3-1	1-3	3-1	1-3	3-1
2013	4-0	1-3	3-1	4-0	1-3	1-3	2-2	3-1	1-3
2014	3-1	0-4	1-2-1	1-3	4-0	2-2	3-1	2-2	1-3
2015	3-1	3-1	4-0	3-1	1-3	1-3	3-1	1-3	3-1
2016	1-3	2-2	1-3	0-4	4-0	2-2	2-2	1-3	3-1
2017	3-1	1-3	4-0	4-0	2-2	1-3	2-2	4-0	3-1
2018	0-4	0-4	2-2	2-2	1-3	2-2	3-1	4-0	2-2
2019	2-2	1-3	3-1	1-3	1-3	1-3	3-1	2-2	3-1
2020	2-2	2-2	1-3	2-2	1-3	1-3	3-1	1-3	2-2
Total	73-102-2	79-113-1	52-51-1	94-97	103-83	72-113-1	92-95-3	98-95	96-94

INTERCONFERENCE GAMES

NFC VS. AFC (REGULAR SEASON), 1970-2020

	NO	NYG	Phil	SF	Sea	TB	Wash	TOTALS
1970	0-3	3-0	2-1	4-0			2-1	27-12-1
1971	0-1-2	1-2	1-2	2-1			1-2	23-15-2
1972	0-3	1-2	2-1	2-1			1-2	19-20-1
1973	1-2	1-2	2-1	1-2			2-1	19-19-2
1974	0-3	1-2	2-1	0-3			2-1	17-23
1975	0-3	2-1	0-3	1-2			1-2	17-23
1976	1-2	0-2	0-2	1-1	1-0		1-1	12-16
1977	0-2	0-2	1-1	0-2		0-1	1-1	9-19
1978	1-3	1-1	3-1	1-3		2-0	2-2	21-31
1979	0-4	1-1	2-2	0-4		2-0	2-2	16-36
1980	1-3	1-3	3-1	2-2		1-3	1-3	19-33
1981	2-2	1-1	3-1	3-1		0-4	2-2	28-24
1982	1-0	1-0	2-1	1-3		2-1		14-15-1
1983	1-3	0-4	1-1	2-2		1-3	4-0	26-26
1984	3-1	2-0	3-1	3-1		1-1	3-1	26-26
1985	0-4	2-2	1-1	3-1		0-4	4-0	25-27
1986	1-3	3-1	2-2	4-0		1-1	3-1	26-26
1987	4-0	2-1	3-1	3-1		0-2	2-1	22-23-1
1988	4-0	1-1	2-2	2-2		1-3	1-3	22-30
1989	4-0	4-0	3-1	4-0		0-4	2-2	28-24
1990	2-2	3-1	1-3	4-0		0-2	3-1	26-26
1991	3-1	3-1	4-0	3-1		1-3	4-0	33-19
1992	3-1	2-2	3-1	3-1		0-2	2-2	30-22
1993	2-2	2-2	2-2	2-2		1-3	1-3	25-27
1994	1-3	3-1	1-3	3-1		1-1	1-1	27-25
1995	4-0	0-4	1-3	3-1		2-2	0-4	33-27
1996	1-3	2-2	2-2	4-0		2-2	3-1	28-32
1997	2-2	1-3	2-1-1	2-2		3-1	1-3	28-31-1
1998	1-3	3-1	0-4	2-2		2-2	2-2	29-31
1999	0-4	2-2	1-3	1-3		3-1	2-2	22-38
2000	1-3	3-1	3-1	2-2		3-1	2-2	30-30
2001	2-2	2-2	3-1	4-0		2-2	2-2	30-30
2002	2-2	2-2	1-3	2-2	2-2	3-1	3-1	29-34-1
2003	1-3	1-3	3-1	1-3	2-2	1-3	2-2	30-34
2004	2-2	1-3	2-2	0-4	1-3	1-3	0-4	20-44
2005	2-2	3-1	3-1	1-3	3-1	2-2	0-4	30-34
2006	1-3	1-3	1-3	2-2	2-2	2-2	2-2	24-40
2007	1-3	3-1	3-1	1-3	2-2	1-3	2-2	32-32
2008	3-1	3-1	2-1-1	2-2	1-3	1-3	1-3	29-34-1
2009	4-0	2-2	2-2	1-3	1-3	0-4	2-2	27-37
2010	2-2	2-2	3-1	2-2	1-3	2-2	2-2	30-34
2011	4-0	4-0	2-2	3-1	1-3	1-3	0-4	33-31
2012	2-2	1-3	2-2	4-0	3-1	3-1	2-2	39-25
2013	2-2	1-3	1-3	3-1	3-1	2-2	2-2	34-30
2014	1-3	2-2	4-0	1-3	2-2	1-3	2-2	30-33-1
2015	2-2	2-2	3-1	1-3	3-1	1-3	1-3	35-29
2016	1-3	3-1	2-2	0-4	4-0	2-2	2-1-1	30-33-1
2017	3-1	2-2	3-1	3-1	2-2	2-2	2-2	41-23
2018	4-0	1-3	3-1	2-2	2-2	1-3	1-3	30-34
2019	4-0	1-3	2-2	3-1	3-1	2-2	1-3	33-31
2020	2-2	1-3	0-3-1	2-2	3-1	3-1	2-2	28-35-1
Total	89-101-2	90-90	104-84-3	106-89	39-34	62-95	89-97-1	1,341-1,433-14

INTERCONFERENCE GAMES

INTERCONFERENCE VICTORIES, 1970-2020

	AFC	NFC	Tie
1970	12	27	1
1971	15	23	2
1972	20	19	1
1973	19	19	2
1974	23	17	0
1975	23	17	0
1976	16	12	0
1977	19	9	0
1978	31	21	0
1979	36	16	0
1980	33	19	0
1981	24	28	0
1982	15	14	1
1983	26	26	0
1984	26	26	0
1985	27	25	0
1986	26	26	0
1987	23	22	1
1988	30	22	0
1989	24	28	0
1990	26	26	0
1991	19	33	0
1992	22	30	0
1993	27	25	0
1994	25	27	0
1995	27	33	0
1996	32	28	0
1997	31	28	1
1998	31	29	0
1999	38	22	0
2000	30	30	0
2001	30	30	0
2002	34	29	1
2003	34	30	0
2004	44	20	0
2005	34	30	0
2006	40	24	0
2007	32	32	0
2008	34	29	1
2009	37	27	0
2010	34	30	0
2011	31	33	0
2012	25	39	0
2013	30	34	0
2014	33	30	1
2015	29	35	0
2016	33	30	1
2017	23	41	0
2018	34	30	0
2019	31	33	0
2020	35	28	1
Total	1,433	1,341	14

REGULAR-SEASON INTERCONFERENCE RECORDS, 1970-2020

AMERICAN FOOTBALL CONFERENCE

East	W	L	T	Pct.
Miami	114	75	0	.603
New England	104	82	0	.559
Buffalo	94	91	1	.508
New York Jets	79	107	0	.425
North	W	L	T	Pct.
Pittsburgh	116	71	1	.620
Baltimore	58	39	1	.597
Cincinnati	95	89	4	.516
Cleveland	75	103	0	.421
South	W	L	T	Pct.
Indianapolis	91	87	1	.511
Tennessee+	98	94	1	.508
Houston	31	45	0	.408
Jacksonville	39	64	0	.379
West	W	L	T	Pct.
Denver	107	85	2	.557
Kansas City+	98	78	2	.554
Las Vegas+	102	91	1	.526
L.A. Chargers	88	95	0	.481

NATIONAL FOOTBALL CONFERENCE

East	W	L	T	Pct.
Philadelphia	104	84	3	.553
Dallas	103	83	0	.553
New York Giants	90	90	0	.500
Washington	89	97	1	.479
North	W	L	T	Pct.
Minnesota	96	94	0	.505
Chicago	94	97	0	.492
Green Bay	92	95	3	.492
Detroit	72	113	1	.390
South	W	L	T	Pct.
Carolina	52	51	1	.505
New Orleans+	89	101	2	.468
Atlanta	79	113	1	.412
Tampa Bay*	62	95	0	.395
West	W	L	T	Pct.
San Francisco	106	89	0	.544
Seattle* #	86	79	0	.521
L.A. Rams	98	95	0	.508
Arizona+	73	102	2	.415

* Records include one game played between Seattle and Tampa Bay, won by the Seahawks 13-10, in their inaugural season (1976) when Seattle competed in the NFC and Tampa Bay in the AFC.

Seattle was a member of the AFC from 1977-2001.

+ From 1970-71, tie games were not included in winning percentage.

For a year-by-year breakdown of each team's won/loss record in Interconference Games, please visit www.NFL.com.

HISTORY OF OVERTIME GAMES

PRESEASON

Aug. 28, 1955	Los Angeles 23, New York Giants 17, at Portland, Oregon	Aug. 16, 1991	Cleveland 24, Washington 21, at Washington
Aug. 24, 1962	Denver 27, Dallas Texans 24, at Fort Worth, Texas	Aug. 17, 1991	Cincinnati 27, Minnesota 24, at Cincinnati
Aug. 10, 1974	San Diego 20, New York Jets 14, at San Diego	Aug. 23, 1991	Dallas 20, Atlanta 17, at Dallas
Aug. 17, 1974	Pittsburgh 33, Philadelphia 30, at Philadelphia	Aug. 24, 1991	Cincinnati 19, Green Bay 16, at Green Bay
Aug. 17, 1974	Dallas 19, Houston 13, at Dallas	Aug. 22, 1992	Los Angeles Rams 16, Green Bay 13, at Anaheim
Aug. 17, 1974	Cincinnati 13, Atlanta 7, at Atlanta	Aug. 8, 1993	Dallas 13, Detroit 13, at London, England
Sept. 6, 1974	Buffalo 23, New York Giants 17, at Buffalo	Aug. 12, 1995	Washington 16, Houston 13, at Knoxville, Tenn.
Aug. 9, 1975	Baltimore 23, Denver 20, at Denver	Aug. 19, 1995	Indianapolis 20, Green Bay 17, at Green Bay
Aug. 30, 1975	New England 20, Green Bay 17, at Milwaukee	Aug. 3, 1996	Minnesota 23, San Diego 20, at Minnesota
Sept. 13, 1975	Minnesota 14, San Diego 14, at San Diego	Aug. 10, 1996	San Francisco 16, San Diego 13, at San Francisco
Aug. 1, 1976	New England 13, New York Giants 7, at New England	Aug. 1, 1998	Green Bay 27, Kansas City 24, at Tokyo, Japan
Aug. 2, 1976	Kansas City 9, Houston 3, at Kansas City	Aug. 7, 1998	Detroit 13, Arizona 10, at Pontiac, Mich.
Aug. 20, 1976	New Orleans 26, Baltimore 20, at Baltimore	Aug. 22, 1998	Minnesota 25, Carolina 22, at Charlotte, N.C.
Sept. 4, 1976	Dallas 26, Houston 20, at Dallas	Aug. 9, 1999	Cleveland 20, Dallas 17, at Canton, Ohio
Aug. 13, 1977	Seattle 23, Dallas 17, at Seattle	Aug. 4, 2001	Chicago 16, Cincinnati 13, at Chicago
Aug. 28, 1977	New England 13, Pittsburgh 10, at New England	Aug. 18, 2001	San Diego 23, Miami 20, at Miami
Aug. 28, 1977	New York Giants 24, Buffalo 21, at East Rutherford, N.J.	Aug. 18, 2001	Arizona 16, Seattle 13, at Seattle
Aug. 2, 1979	Seattle 12, Minnesota 9, at Minnesota	Aug. 25, 2001	San Diego 13, St. Louis 10, at San Diego
Aug. 4, 1979	Los Angeles 20, Oakland 14, at Los Angeles	Aug. 10, 2002	Kansas City 17, San Francisco 14, at San Francisco
Aug. 24, 1979	Denver 20, New England 17, at Denver	Aug. 31, 2006	Dallas 10, Minnesota 10, at Dallas
Aug. 23, 1980	Tampa Bay 20, Cincinnati 14, at Tampa Bay	Aug. 9, 2008	Carolina 23, Indianapolis 20, at Carolina
Aug. 5, 1981	San Francisco 27, Seattle 24, at Seattle	Aug. 16, 2008	Seattle 29, Chicago 26, at Seattle
Aug. 29, 1981	New Orleans 20, Detroit 17, at New Orleans	Aug. 27, 2011	Buffalo 35, Jacksonville 32, at Buffalo
Aug. 28, 1982	Miami 17, Kansas City 17, at Kansas City		
Sept. 3, 1982	Miami 16, New York Giants 13, at Miami		
Aug. 6, 1983	L.A. Raiders 26, San Francisco 23, at Los Angeles		
Aug. 6, 1983	Atlanta 13, Washington 10, at Atlanta		
Aug. 13, 1983	St. Louis 27, Chicago 24, at St. Louis		
Aug. 18, 1983	New York Jets 20, Cincinnati 17, at Cincinnati		
Aug. 27, 1983	Chicago 20, Kansas City 17, at Chicago		
Aug. 11, 1984	Pittsburgh 20, Philadelphia 17, at Pittsburgh		
Aug. 9, 1985	Buffalo 10, Detroit 10, at Pontiac, Mich.		
Aug. 10, 1985	Minnesota 16, Miami 13, at Miami		
Aug. 17, 1985	Dallas 27, San Diego 24, at San Diego		
Aug. 24, 1985	N.Y. Giants 34, N.Y. Jets 31, at East Rutherford, N.J.		
Aug. 15, 1986	Washington 27, Pittsburgh 24, at Washington		
Aug. 15, 1986	Detroit 30, Seattle 27, at Detroit		
Aug. 23, 1986	Los Angeles Rams 20, San Diego 17, at Anaheim		
Aug. 30, 1986	Minnesota 23, Indianapolis 20, at Indianapolis		
Aug. 23, 1987	Philadelphia 19, New England 13, at New England		
Sept. 5, 1987	Cleveland 30, Green Bay 24, at Milwaukee		
Sept. 6, 1987	Kansas City 13, St. Louis 10, at Memphis, Tenn.		
Aug. 11, 1988	Seattle 16, Detroit 13, at Detroit		
Aug. 19, 1988	Miami 16, Denver 13, at Miami		
Aug. 19, 1988	Green Bay 21, Kansas City 21, at Milwaukee		
Aug. 20, 1988	Houston 20, Los Angeles Rams 17, at Anaheim		
Aug. 21, 1988	Minnesota 19, Phoenix 16, at Phoenix		
Aug. 5, 1989	Los Angeles Rams 16, San Francisco 13, at Tokyo, Japan		
Aug. 26, 1989	Denver 24, Dallas 21, at Denver		
Sept. 1, 1989	N.Y. Jets 15, Kansas City 13, at Kansas City		
Aug. 24, 1990	Cincinnati 13, New England 10, at New England		

OVERTIME GAMES

* indicates Monday-night game

indicates Thursday/Saturday/Sunday-night game

+ indicates Thanksgiving Day game

REGULAR SEASON

Sept. 22, 1974—Pittsburgh Steelers 35, Denver Broncos 35, at Denver; Steelers win toss. Gilliam's pass intercepted and returned by Rowser to Denver's 42. Turner misses 41-yard field goal. Walden punts and Greer returns to Broncos' 39. Van Heusen punts and Edwards returns to Steelers' 16. Game ends with Steelers on own 26.

Nov. 10, 1974—New York Jets 26, New York Giants 20, at New Haven, Conn.; Giants win toss. Gogolak misses 42-yard field goal. Namath passes to Boozer for five yards and touchdown at 6:53.

Sept. 28, 1975—Dallas Cowboys 37, St. Louis Cardinals 31, at Dallas; Cardinals win toss. Hart's pass intercepted and returned by Jordan to Cardinals' 37. Staubach passes to DuPree for three yards and touchdown at 7:53.

Oct. 12, 1975—Los Angeles Rams 13, San Diego Chargers 10, at San Diego; Chargers win toss. ParTEE punts to Rams' 14. Dempsey kicks 22-yard field goal at 9:27.

Nov. 2, 1975—Washington Redskins 30, Dallas Cowboys 24, at Washington; Cowboys win toss. Staubach's pass intercepted and returned by Houston to Cowboys' 35. Kilmer runs one yard for touchdown at 6:34.

Nov. 16, 1975—St. Louis Cardinals 20, Washington Redskins 17, at St. Louis; Cardinals win toss. Bakken kicks 37-yard field goal at 7:00.

Nov. 23, 1975—Kansas City Chiefs 24, Detroit Lions 21, at Kansas City; Lions win toss. Chiefs take over on downs at own 38. Stenerud kicks 26-yard field goal at 6:44.

Nov. 23, 1975—Oakland Raiders 26, Washington Redskins 23, at Washington; Redskins win toss. Bragg punts to Raiders' 42. Blanda kicks 27-yard field goal at 7:13.

Nov. 30, 1975—Denver Broncos 13, San Diego Chargers 10, at Denver; Broncos win toss. Turner kicks 25-yard field goal at 4:13.

Nov. 30, 1975—Oakland Raiders 37, Atlanta Falcons 34, at Oakland; Falcons win toss. James punts to Raiders' 16. Guy punts and Herron returns to Falcons' 41. Nick Mike-Mayer misses 45-yard field goal. Guy punts into Falcons' end zone. James punts to Raiders' 39. Blanda kicks 36-yard field goal at 15:00.

Dec. 14, 1975—Baltimore Colts 10, Miami Dolphins 7, at Baltimore; Dolphins win toss. Seiple punts to Colts' 4. Linhart kicks 31-yard field goal at 12:44.

Sept. 19, 1976—Minnesota Vikings 10, Los Angeles Rams 10, at Minnesota; Vikings win toss. Tarkenton's pass intercepted by Monte Jackson and returned to Minnesota 16. Allen blocks Dempsey's 30-yard field goal attempt, ball rolls into end zone for touchback. Clabo punts and Scribner returns to Rams' 20. Rusty Jackson punts to Vikings' 35. Tarkenton's pass intercepted by Kay at Rams' 1, no return. Game ends with Rams on own 3.

* **Sept. 27, 1976—Washington Redskins 20, Philadelphia Eagles 17**, at Philadelphia; Eagles win toss. Jones punts and E. Brown loses one yard on return to Redskins' 40. Bragg punts 51 yards into end zone for touchback. Jones punts and E. Brown returns to Redskins' 42. Bragg punts and Marshall returns to Eagles' 41. Boryla's pass intercepted by Dusek at Redskins' 37, no return. Bragg punts and Bradley returns. Philadelphia holding penalty moves ball back to Eagles' 8. Boryla pass intercepted by E. Brown and returned to Eagles' 22. Moseley kicks 29-yard field goal at 12:49.

Oct. 17, 1976—Kansas City Chiefs 20, Miami Dolphins 17, at Miami; Chiefs win toss. Wilson punts into end zone for touchback. Bulaich fumbles into Kansas City end zone, Collier recovers for touchback. Stenerud kicks 34-yard field goal at 14:48.

Oct. 31, 1976—St. Louis Cardinals 23, San Francisco 49ers 20, at St. Louis; Cardinals win toss. Joyce punts and Leonard fumbles on return, Jones recovers at 49ers' 43. Bakken kicks 21-yard field goal at 6:42.

Dec. 5, 1976—San Diego Chargers 13, San Francisco 49ers 7, at San Diego; Chargers win toss. Morris runs 13 yards for touchdown

at 5:12.

Sept. 18, 1977—Dallas Cowboys 16, Minnesota Vikings 10, at Minnesota; Vikings win toss. Dallas starts on Vikings' 47 after a punt early in the overtime period. Staubach scores seven plays later on a four-yard run at 6:14.

* **Sept. 26, 1977—Cleveland Browns 30, New England Patriots 27**, at Cleveland; Browns win toss. Sipe throws a 22-yard pass to Logan at Patriots' 19. Cockroft kicks 35-yard field goal at 4:45.

Oct. 16, 1977—Minnesota Vikings 22, Chicago Bears 16, at Minnesota; Bears win toss. Parsons punts 53 yards to Vikings' 18. Minnesota drives to Bears' 11. On a first-and-10, Vikings fake a field goal and holder Krause hits Voigt with a touchdown pass at 6:45.

Oct. 30, 1977—Cincinnati Bengals 13, Houston Oilers 10, at Cincinnati; Bengals win toss. Bahr kicks a 22-yard field goal at 5:51.

Nov. 13, 1977—San Francisco 49ers 10, New Orleans Saints 7, at New Orleans; Saints win toss. Saints fail to move ball and Blanchard punts to 49ers' 41. Wersching kicks a 33-yard field goal at 6:33.

Dec. 18, 1977—Chicago Bears 12, New York Giants 9, at East Rutherford, N.J.; Giants win toss. The ball changes hands eight times before Thomas kicks a 28-yard field goal at 14:51.

Sept. 10, 1978—Cleveland Browns 13, Cincinnati Bengals 10, at Cleveland; Browns win toss. Collins returns kickoff 41 yards to Browns' 47. Cockroft kicks 27-yard field goal at 4:30.

* **Sept. 11, 1978—Minnesota Vikings 12, Denver Broncos 9**, at Minnesota; Vikings win toss. Danmeier kicks 44-yard field goal at 2:56.

Sept. 24, 1978—Pittsburgh Steelers 15, Cleveland Browns 9, at Pittsburgh; Steelers win toss. Cunningham scores on a 37-yard "gadget" pass from Bradshaw at 3:43. Steelers start winning drive on their 21.

Sept. 24, 1978—Denver Broncos 23, Kansas City Chiefs 17, at Kansas City; Broncos win toss. Dilts punts to Kansas City. Chiefs advance to Broncos' 40 where Reed fails to make first down on fourth-and-one situation. Broncos march downfield. Preston scores two-yard touchdown at 10:28.

Oct. 1, 1978—Oakland Raiders 25, Chicago Bears 19, at Chicago; Bears win toss. Both teams punt on first possession. On Chicago's second offensive series, Colzie intercepts Avellini's pass and returns it to Bears' 3. Three plays later, Whittington runs two yards for a touchdown at 5:19.

Oct. 15, 1978—Dallas Cowboys 24, St. Louis Cardinals 21, at St. Louis; Cowboys win toss. Dallas drives from its 23 into field goal range. Seipten kicks 27-yard field goal at 3:28.

Oct. 29, 1978—Denver Broncos 20, Seattle Seahawks 17, at Seattle; Broncos win toss. Ball changes hands four times before Turner kicks 18-yard field goal at 12:59.

Nov. 12, 1978—San Diego Chargers 29, Kansas City Chiefs 23, at San Diego; Chiefs win toss. Fouts hits Jefferson for decisive 14-yard touchdown pass on the last play (15:00) of overtime period.

Nov. 12, 1978—Washington Redskins 16, New York Giants 13, at Washington; Redskins win toss. Moseley kicks winning 45-yard field goal at 8:32 after missing first down field goal attempt of 35 yards at 4:50.

Nov. 26, 1978—Green Bay Packers 10, Minnesota Vikings 10, at Green Bay; Packers win toss. Both teams have possession of the ball four times.

Dec. 9, 1978—Cleveland Browns 37, New York Jets 34, at Cleveland; Browns win toss. Cockroft kicks 22-yard field goal at 3:07.

Sept. 2, 1979—Atlanta Falcons 40, New Orleans Saints 34, at New Orleans; Falcons win toss. Bartkowski's pass intercepted by Myers and returned to Falcons' 46. Erxleben punts to Falcons' 4. James punts to Chandler on Saints' 43. Erxleben punts and Ryckman returns to Falcons' 28. James punts and Chandler returns to Saints' 36. Erxleben retrieves punt snap on Saints' 1 and attempts pass. Mayberry intercepts and returns six yards for touchdown at 8:22.

Sept. 2, 1979—Cleveland Browns 25, New York Jets 22, at New York; Jets win toss. Leahy's 43-yard field goal attempt goes wide right at 4:41. Evans's punt blocked by Dykes is recovered by Newton. Ramsey punts into end zone for touchback. Evans punts and

OVERTIME GAMES

Harper returns to Jets' 24. Robinson's pass intercepted by Davis and returned 33 yards to Jets' 31. Cockroft kicks 27-yard field goal at 14:45.

* **Sept. 3, 1979—Pittsburgh Steelers 16, New England Patriots 13**, at Foxboro; Patriots win toss. Hare punts to Swann at Steelers' 31. Bahr kicks 41-yard field goal at 5:10.

Sept. 9, 1979—Tampa Bay Buccaneers 29, Baltimore Colts 26, at Baltimore; Colts win toss. Landry fumbles, recovered by Kollar at Colts' 14. O'Donoghue kicks 31-yard, first-down field goal at 1:41.

Sept. 16, 1979—Denver Broncos 20, Atlanta Falcons 17, at Atlanta; Broncos win toss. Broncos march 65 yards to Falcons' 7. Turner kicks 24-yard field goal at 6:15.

Sept. 23, 1979—Houston Oilers 30, Cincinnati Bengals 27, at Cincinnati; Oilers win toss. Parsley punts and Lusby returns to Bengals' 33. Bahr's 32-yard field goal attempt is wide right at 8:05. Parsley's punt downed on Bengals' 5. McInally punts and Ellender returns to Bengals' 42. Fritsch's third down, 29-yard field goal attempt hits left upright and bounces through at 14:28.

Sept. 23, 1979—Minnesota Vikings 27, Green Bay Packers 21, at Minnesota; Vikings win toss. Kramer throws 50-yard touchdown pass to Rashad at 3:18.

Oct. 28, 1979—Houston Oilers 27, New York Jets 24, at Houston; Oilers win toss. Oilers march 58 yards to Jets' 18. Fritsch kicks 35-yard field goal at 5:10.

Nov. 18, 1979—Cleveland Browns 30, Miami Dolphins 24, at Cleveland; Browns win toss. Sipe passes 39 yards to Rucker for touchdown at 1:59.

Nov. 25, 1979—Pittsburgh 33, Cleveland 30, at Pittsburgh; Browns win toss. Sipe's pass intercepted by Blount on Steelers' 4. Bradshaw pass intercepted by Bolton on Browns' 12. Evans punts and Bell returns to Steelers' 17. Bahr kicks 37-yard field goal at 14:51.

Nov. 25, 1979—Buffalo Bills 16, New England Patriots 13, at Foxboro; Patriots win toss. Hare's punt downed on Bills' 38. Jackson punts and Morgan returns to Patriots' 20. Grogan's pass intercepted by Haslett and returned to Bills' 42. Ferguson's 51-yard pass to Butler sets up N. Mike-Mayer's 29-yard field goal at 9:15.

Dec. 2, 1979—Los Angeles Rams 27, Minnesota Vikings 21, at Los Angeles; Rams win toss. Clark punts and Miller returns to Vikings' 25. Kramer's pass intercepted by Brown and returned to Rams' 40. Cromwell, holding for 22-yard field goal attempt, runs around left end untouched for winning score at 6:53.

Sept. 7, 1980—Green Bay Packers 12, Chicago Bears 6, at Green Bay; Bears win toss. Parsons punts and Nixon returns 16 yards. Five plays later, Marcol returns own blocked field goal attempt 24 yards for touchdown at 6:00.

Sept. 14, 1980—San Diego Chargers 30, Oakland Raiders 24, at San Diego; Raiders win toss. Pastorini's first-down pass intercepted by Edwards. Millen intercepts Fouts' first-down pass and returns to San Diego 46. Bahr's 50-yard field goal attempt partially blocked by Williams and recovered on Chargers' 32. Eight plays later, Fouts throws 24-yard touchdown pass to Jefferson at 8:09.

Sept. 14, 1980—San Francisco 49ers 24, St. Louis Cardinals 21, at San Francisco; Cardinals win toss. Swider punts and Robinson returns to 49ers' 32. San Francisco drives 52 yards to St. Louis 16, where Wersching kicks 33-yard field goal at 4:12.

Oct. 12, 1980—Green Bay Packers 14, Tampa Bay Buccaneers 14, at Tampa Bay; Packers win toss. Teams trade punts twice. Lee returns second Tampa Bay punt to Green Bay 42. Dickey completes three passes to Buccaneers' 18, where Birney's 36-yard field goal attempt is wide right as time expires.

Nov. 9, 1980—Atlanta Falcons 33, St. Louis Cardinals 27, at St. Louis; Falcons win toss. Strong runs 21 yards to touchdown at 4:20.

Nov. 20, 1980—San Diego Chargers 27, Miami Dolphins 24, at Miami; Chargers win toss. Partridge punts into end zone, Dolphins take over on their own 20. Woodley's pass for Nathan intercepted by Lowe and returned 28 yards to Dolphins' 12. Benirschke kicks 28-yard field goal at 7:14.

Nov. 23, 1980—New York Jets 31, Houston Oilers 28, at New York; Jets win toss. Leahy kicks 38-yard field goal at 3:58.

+ **Nov. 27, 1980—Chicago Bears 23, Detroit Lions 17**, at Detroit;

Bears win toss. Williams returns kickoff 95 yards for touchdown at 0:21.

Dec. 7, 1980—Buffalo Bills 10, Los Angeles Rams 7, at Buffalo; Rams win toss. Corral punts and Hooks returns to Bills' 34. Ferguson's 30-yard pass to Lewis sets up N. Mike-Mayer's 30-yard field goal at 5:14.

Dec. 7, 1980—San Francisco 49ers 38, New Orleans Saints 35, at San Francisco; Saints win toss. Exleben's punt downed by Hardy on 49ers' 27. Wersching kicks 36-yard field goal at 7:40.

* **Dec. 8, 1980—Miami Dolphins 16, New England Patriots 13**, at Miami; Dolphins win toss. Von Schamann kicks 23-yard field goal at 3:20.

Dec. 14, 1980—Cincinnati Bengals 17, Chicago Bears 14, at Chicago; Bengals win toss. Breech kicks 28-yard field goal at 4:23.

Dec. 21, 1980—Los Angeles Rams 20, Atlanta Falcons 17, at Los Angeles; Rams win toss. Corral's punt downed at Rams' 37. James punts into end zone for touchback. Corral's punt downed on Falcons' 17. Bartkowski fumbles when hit by Harris, recovered by Delaney. Corral kicks 23-yard field goal on first play of possession at 7:00.

Sept. 27, 1981—Cincinnati Bengals 27, Buffalo Bills 24, at Cincinnati; Bills win toss. Cater punts into end zone for touchback. Bengals drive to the Bills' 10 where Breech kicks 28-yard field goal at 9:33.

Sept. 27, 1981—Pittsburgh Steelers 27, New England Patriots 21, at Pittsburgh; Patriots win toss. Hubach punts and Smith returns five yards to midfield. Four plays later Bradshaw throws 24-yard touchdown pass to Swann at 3:19.

Oct. 4, 1981—Miami Dolphins 28, New York Jets 28, at Miami; Jets win toss. Teams trade punts twice. Leahy's 48-yard field goal attempt is wide right as time expires.

Oct. 25, 1981—New York Giants 27, Atlanta Falcons 24, at Atlanta; Giants win toss. Jennings' punt goes out of bounds at New York 47. Bright returns Atlanta punt to Giants' 14. Woerner fair catches punt at own 28. Andrews fumbles on first play, recovered by Van Pelt. Danelo kicks 40-yard field goal four plays later at 9:20.

Oct. 25, 1981—Chicago Bears 20, San Diego Chargers 17, at Chicago; Bears win toss. Teams trade punts. Bears' second punt returned by Brooks to Chargers' 33. Fouts pass intercepted by Fencik and returned 32 yards to San Diego 27. Roveto kicks 27-yard field goal seven plays later at 9:30.

Nov. 8, 1981—Chicago Bears 16, Kansas City Chiefs 13, at Kansas City; Bears win toss. Teams trade punts. Kansas City takes over on downs on its own 38. Fuller's fumble recovered by Harris on Chicago 36. Roveto's 37-yard field goal wide, but Chiefs penalized for leverage. Roveto's 22-yard field goal attempt three plays later is good at 13:07.

Nov. 8, 1981—Denver Broncos 23, Cleveland Browns 20, at Denver; Browns win toss. D. Smith recovers Hill's fumble at Denver 48. Morton's 33-yard pass to Upchurch and 6-yard run by Preston set up Steinfort's 30-yard field goal at 4:10.

Nov. 8, 1981—Miami Dolphins 30, New England Patriots 27, at New England; Dolphins win toss. Orosz punts and Morgan returns six yards to New England 26. Grogan's pass intercepted by Brudzinski who returns 19 yards to Patriots' 26. Von Schamann kicks 30-yard field goal on first down at 7:09.

Nov. 15, 1981—Washington Redskins 30, New York Giants 27, at New York; Giants win toss. Nelms returns Giants' punt 26 yards to New York 47. Five plays later Moseley kicks 48-yard field goal at 3:44.

Dec. 20, 1981—New York Giants 13, Dallas Cowboys 10, at New York; Cowboys win toss and kick off. Jennings punts to Dallas 40. Taylor recovers Dorsett's fumble on second down. Danelo's 33-yard field goal attempt hits right upright and bounces back. White's pass for Pearson intercepted by Hunt and returned seven yards to Dallas 24. Four plays later Danelo kicks 35-yard field goal at 6:19.

Sept. 12, 1982—Washington Redskins 37, Philadelphia Eagles 34, at Philadelphia; Redskins win toss. Theismann completes five passes for 63 yards to set up Moseley's 26-yard field goal at 4:47.

Sept. 19, 1982—Pittsburgh Steelers 26, Cincinnati Bengals 20, at Pittsburgh; Bengals win toss. Anderson's pass intended for Krei-

OVERTIME GAMES

der intercepted by Woodruff and returned 30 yards to Cincinnati 2. Bradshaw completes two-yard touchdown pass to Stallworth on first down at 1:08.

Dec. 19, 1982—Baltimore Colts 20, Green Bay Packers 20, at Baltimore; Packers win toss. K. Anderson intercepts Dickey's first-down pass and returns to Packers' 42. Miller's 44-yard field goal attempt blocked by G. Lewis. Teams trade punts before Stenerud's 47-yard field goal attempt is wide right. Teams trade punts again before time expires in Colts possession.

Jan. 2, 1983—Tampa Bay Buccaneers 26, Chicago Bears 23, at Tampa; Bears win toss. Parsons punts to T. Bell at Buccaneers' 40. Capece kicks 33-yard field goal at 3:14.

Sept. 4, 1983—Baltimore Colts 29, New England Patriots 23, at New England; Patriots win toss. Cooks runs 52 yards with fumble recovery three plays into overtime at 0:30.

Sept. 4, 1983—Green Bay Packers 41, Houston Oilers 38, at Houston; Packers win toss. Stenerud kicks 42-yard field goal at 5:55.

Sept. 11, 1983—New York Giants 16, Atlanta Falcons 13, at Atlanta; Giants win toss. Dennis returns kickoff 54 yards to Atlanta 41. Haji-Sheikh kicks 30-yard field goal at 3:38.

Sept. 18, 1983—New Orleans Saints 34, Chicago Bears 31, at New Orleans; Bears win toss. Parsons punts and Groth returns five yards to New Orleans 34. Stabler pass intercepted by Schmidt at Chicago 47. Parsons punt downed by Gentry at New Orleans 2. Stabler gains 36 yards in four passes; Wilson 38 on six carries. Andersen kicks 41-yard field goal at 10:57.

Sept. 18, 1983—Minnesota Vikings 19, Tampa Bay Buccaneers 16, at Tampa; Vikings win toss. Coleman punts and Bell returns eight yards to Tampa Bay 47. Capece's 33-yard field goal attempt sails wide at 7:26. Dils and Young combine for 48-yard gain to Tampa Bay 27. Ricardo kicks 42-yard field goal at 9:27.

Sept. 25, 1983—Baltimore Ravens 22, Chicago Bears 19, at Baltimore; Colts win toss. Allegre kicks 33-yard field goal nine plays later at 4:51.

Sept. 25, 1983—Cleveland Browns 30, San Diego Chargers 24, at San Diego; Browns win toss. Walker returns kickoff 33 yards to Cleveland 37. Sipe completes 48-yard touchdown pass to Holt four plays later at 1:53.

Sept. 25, 1983—New York Jets 27, Los Angeles Rams 24, at New York; Jets win toss. Ramsey punts to Irvin who returns to 25 but penalty puts Rams on own 13. Holmes 30-yard interception return sets up Leahy's 26-yard field goal at 3:22.

Oct. 9, 1983—Buffalo Bills 38, Miami Dolphins 35, at Miami; Dolphins win toss. Von Schamann's 52-yard field goal attempt goes wide at 12:36. Cater punts to Clayton who loses 11 to own 13. Von Schamann's 43-yard field goal attempt sails wide at 5:15. Daneolo kicks 36-yard field goal nine plays later at 13:58.

Oct. 9, 1983—Dallas Cowboys 27, Tampa Bay Buccaneers 24, at Dallas; Cowboys win toss. Septien's 51-yard field-goal attempt goes wide but Buccaneers penalized for roughing kicker. Septien kicks 42-yard field goal at 4:38.

Oct. 23, 1983—Kansas City Chiefs 13, Houston Oilers 10, at Houston; Chiefs win toss. Lowery kicks 41-yard field goal 13 plays later at 7:41.

Oct. 23, 1983—Minnesota Vikings 20, Green Bay Packers 17, at Green Bay; Packers win toss. Scribner's punt downed on Vikings' 42. Ricardo kicks 32-yard field goal eight plays later at 5:05.

* **Oct. 24, 1983—New York Giants 20, St. Louis Cardinals 20**, at St. Louis; Cardinals win toss. Teams trade punts before O'Donoghue's 44-yard field goal attempt is wide left. Jennings' punt returned by Bird to St. Louis 21. Lomax pass intercepted by Haynes who loses six yards to New York 33. Jennings' punt downed on St. Louis 17. O'Donoghue's 19-yard field goal attempt is wide right. Rutledge's pass intercepted by L. Washington who returns 25 yards to New York 25. O'Donoghue's 42-yard field goal attempt is wide right. Rutledge's pass intercepted by W. Smith at St. Louis 33 to end game.

Oct. 30, 1983—Cleveland Browns 25, Houston Oilers 19, at Cleveland; Oilers win toss. Teams trade punts. Nielsen's pass intercepted by Whitwell who returns to Houston 20. Green runs 20 yards for touchdown on first down at 6:34.

Nov. 20, 1983—Detroit Lions 23, Green Bay Packers 20, at Milwaukee; Packers win toss. Scribner punts and Jenkins returns 14 yards to Green Bay 45. Murray's 33-yard field goal attempt is wide left at 9:32. Whitehurst's pass intercepted by Watkins and returned to Green Bay 27. Murray kicks 37-yard field goal four plays later at 8:30.

Nov. 27, 1983—Atlanta Falcons 47, Green Bay Packers 41, at Atlanta; Packers win toss. K. Johnson returns interception 31 yards for touchdown at 2:13.

Nov. 27, 1983—Seattle Seahawks 51, Kansas City Chiefs 48, at Seattle; Seahawks win toss. Dixon's 47-yard kickoff return sets up N. Johnson's 42-yard field goal at 1:36.

Dec. 11, 1983—New Orleans Saints 20, Philadelphia Eagles 17, at Philadelphia; Eagles win toss. Runager punts to Groth who fair catches on New Orleans 32. Stabler completes two passes for 36 yards to Goodlow to set up Andersen's 50-yard field goal at 5:30.

* **Dec. 12, 1983—Green Bay Packers 12, Tampa Bay Buccaneers 9**, at Tampa; Packers win toss. Stenerud kicks 23-yard field goal 11 plays later at 4:07.

Sept. 9, 1984—Detroit Lions 27, Atlanta Falcons 24, at Atlanta; Lions win toss. Murray kicks 48-yard field goal nine plays later at 5:06.

Sept. 30, 1984—Tampa Bay Buccaneers 30, Green Bay Packers 27, at Tampa; Packers win toss. Scribner punts 44 yards to Tampa Bay 2. Epps returns Garcia's punt three yards to Green Bay 27. Scribner's punt downed on Buccaneers' 33. Ariri kicks 46-yard field goal 11 plays later at 10:32.

Oct. 14, 1984—Detroit Lions 13, Tampa Bay Buccaneers 7, at Detroit; Buccaneers win toss. Tampa Bay drives to Lions' 39 before Wilder fumbles. Five plays later Danielson hits Thompson with 37-yard touchdown pass at 4:34.

Oct. 21, 1984—Dallas Cowboys 30, New Orleans Saints 27, at Dallas; Cowboys win toss. Septien kicks 41-yard field goal eight plays later at 3:42.

Oct. 28, 1984—Denver Broncos 22, Los Angeles Raiders 19, at Los Angeles; Raiders win toss. Hawkins fumble recovered by Foley at Denver 7. Teams trade punts. Karlis's 42-yard field goal attempt is wide left. Teams trade punts. Wilson pass intercepted by R. Jackson at Los Angeles 45, returned 23 yards to Los Angeles 22. Karlis kicks 35-yard field goal two plays later at 15:00.

Nov. 4, 1984—Philadelphia Eagles 23, Detroit Lions 23, at Detroit; Lions win toss. Lions drive to Eagles' 3 in eight plays. Murray's 21-yard field goal attempt hits right upright and bounces back. Jaworski's pass intercepted by Watkins at Detroit 5. Teams trade punts. Cooper returns Black's punt five yards to Eagles' 14. Time expires four plays later with Eagles on own 21.

Nov. 18, 1984—San Diego Chargers 34, Miami Dolphins 28, at San Diego; Chargers win toss. McGee scores eight plays later on a 25-yard run at 3:17.

Dec. 2, 1984—Cincinnati Bengals 20, Cleveland Browns 17, at Cleveland; Browns win toss. Simmons returns Cox's punt 30 yards to Cleveland 35. Breech kicks 35-yard field goal seven plays later at 4:34.

Dec. 2, 1984—Houston Oilers 23, Pittsburgh Steelers 20, at Houston; Oilers win toss. Cooper kicks 30-yard field goal 16 plays later at 5:53.

Sept. 8, 1985—St. Louis Cardinals 27, Cleveland Browns 24, at Cleveland; Cardinals win toss. O'Donoghue kicks 35-yard field goal nine plays later at 5:27.

Sept. 29, 1985—New York Giants 16, Philadelphia Eagles 10, at Philadelphia; Eagles win toss. Jaworski's pass tipped by Quick and intercepted by Patterson who returns 29 yards for touchdown at 0:55.

Oct. 20, 1985—Denver Broncos 13, Seattle Seahawks 10, at Denver; Seahawks win toss. Teams trade punts twice. Krieg's pass intercepted by Hunter and returned to Seahawks' 15. Karlis kicks 24-yard field goal four plays later at 9:19.

Nov. 10, 1985—Philadelphia Eagles 23, Atlanta Falcons 17, at Philadelphia; Falcons win toss. Donnelly's 62-yard punt goes out of bounds at Eagles' 1. Jaworski completes 99-yard touchdown pass to

OVERTIME GAMES

Quick two plays later at 1:49.

Nov. 10, 1985—San Diego Chargers 40, Los Angeles Raiders 34, at San Diego; Chargers win toss. James scores on 17-yard run seven plays later at 3:44.

Nov. 17, 1985—Denver Broncos 30, San Diego Chargers 24, at Denver; Chargers win toss. Thomas' 40-yard field goal attempt blocked by Smith and returned 60 yards by Wright for touchdown at 4:45.

Nov. 24, 1985—New York Jets 16, New England Patriots 13, at New York; Jets win toss. Teams trade punts twice. Patriots' second punt returned 46 yards by Sohn to Patriots' 15. Leahy kicks 32-yard field goal one play later at 10:05.

Nov. 24, 1985—Tampa Bay Buccaneers 19, Detroit Lions 16, at Tampa; Lions win toss. Teams trade punts. Lions' punt downed on Buccaneers' 38. Igwebuike kicks 24-yard field goal 11 plays later at 12:31.

Nov. 24, 1985—Los Angeles Raiders 31, Denver Broncos 28, at Los Angeles; Raiders win toss. Bahr kicks 32-yard field goal six plays later at 2:42.

Dec. 8, 1985—Los Angeles Raiders 17, Denver Broncos 14, at Denver; Broncos win toss. Teams trade punts twice. Elway's fumble recovered by Townsend at Broncos' 8. Bahr kicks 26-yard field goal one play later at 4:55.

Sept. 14, 1986—Chicago Bears 13, Philadelphia Eagles 10, at Chicago; Eagles win toss. Crawford's fumble of kickoff recovered by Jackson at Eagles' 35. Butler kicks 23-yard field goal 10 plays later at 5:56.

Sept. 14, 1986—Cincinnati Bengals 36, Buffalo Bills 33, at Cincinnati; Bills win toss. Zander intercepts Kelly's first-down pass and returns it to Bills' 17. Breech kicks 20-yard field goal two plays later at 0:56.

Sept. 21, 1986—New York Jets 51, Miami Dolphins 45, at New York; Jets win toss. O'Brien completes 43-yard touchdown pass to Walker five plays later at 2:35.

Sept. 28, 1986—Pittsburgh Steelers 22, Houston Oilers 16, at Houston; Oilers win toss. Johnson's punt returned 41 yards by Woods to Oilers' 15. Abercrombie scores on three-yard run three plays later at 2:35.

Sept. 28, 1986—Atlanta Falcons 23, Tampa Bay Buccaneers 20, at Tampa; Falcons win toss. Teams trade punts. Luckhurst kicks 34-yard field goal 10 plays later at 12:35.

Oct. 5, 1986—Los Angeles Rams 26, Tampa Bay Buccaneers 20, at Anaheim; Rams win toss. Dickerson scores four plays later on 42-yard run at 2:16.

Oct. 12, 1986—Minnesota Vikings 27, San Francisco 49ers 24, at San Francisco; Vikings win toss. C. Nelson kicks 28-yard field goal nine plays later at 4:27.

Oct. 19, 1986—San Francisco 49ers 10, Atlanta Falcons 10, at Atlanta; Falcons win toss. Teams trade punts twice. Donnelly punts to 49ers' 27. The following play Wilson recovers Rice's fumble at 49ers' 46 as time expires.

Nov. 2, 1986—Washington Redskins 44, Minnesota Vikings 38, at Washington; Redskins win toss. Schroeder completes 38-yard touchdown pass to Clark four plays later at 1:46.

#Nov. 20, 1986—Los Angeles Raiders 37, San Diego Chargers 31, at San Diego; Raiders win toss. Teams trade punts. Allen scores five plays later on 28-yard run at 8:33.

Nov. 23, 1986—Cleveland Browns 37, Pittsburgh Steelers 31, at Cleveland; Browns win toss. Teams trade punts. Six plays later Kosar hits Slaughter with 36-yard touchdown pass at 6:37.

Nov. 30, 1986—Chicago Bears 13, Pittsburgh Steelers 10, at Chicago; Bears win toss and kick off. Newsome's punt returned by Barnes to Chicago 49. Butler kicks 42-yard field goal five plays later at 3:55.

Nov. 30, 1986—Philadelphia Eagles 33, Los Angeles Raiders 27, at Los Angeles; Eagles win toss. Teams trade punts. Long recovers Cunningham's fumble at Philadelphia 42. Waters returns Allen's fumble 81 yards to Los Angeles 4. Cunningham scores on one-yard run two plays later at 6:53.

Nov. 30, 1986—Cleveland Browns 13, Houston Oilers 10, at

Cleveland; Oilers win toss and kick off. Gossett punts to Houston 39. Luck's pass intercepted by Minnifield at Cleveland 21. Gossett punts to Houston 34. Luck's pass intercepted by Minnifield at Cleveland 43 who returns 20 yards to Houston 37. Moseley kicks 29-yard field goal nine plays later at 14:44.

Dec. 7, 1986—St. Louis Cardinals 10, Philadelphia Eagles 10, at Philadelphia; Cardinals win toss. White blocks Schubert's 40-yard field goal attempt. Teams trade punts. McFadden's 43-yard field goal attempt is wide left. Schubert's 37-yard field goal attempt is wide right. Cavanaugh's pass intercepted by Carter and returned to Eagles' 48 to end game.

Dec. 14, 1986—Miami Dolphins 37, Los Angeles Rams 31, at Anaheim; Dolphins win toss. Marino completes 20-yard touchdown pass to Duper six plays later at 3:04.

Sept. 20, 1987—Denver Broncos 17, Green Bay Packers 17, at Milwaukee; Packers win toss. Del Greco's 47-yard field goal attempt is short. Teams trade punts. Elway intercepted by Noble who returns 10 yards to Green Bay 34. Davis fumbles on next play and Smith recovers. Two plays later, Karlis's 40-yard field goal attempt is wide left. Time expires two plays later with Packers on own 23.

Oct. 11, 1987—Detroit Lions 19, Green Bay Packers 16, at Green Bay; Lions win toss. Prindle's 42-yard field goal attempt is wide left. Packers punt downed on Detroit 17. Prindle kicks 31-yard field goal 16 plays later at 12:26.

Oct. 18, 1987—New York Jets 37, Miami 31, at New York; Jets win toss. Teams trade punts. Ryan intercepted by Hooper at Jets' 47 who returns 11 yards. Mackey intercepted by Haslett at Jets' 37 who returns 9 yards. Jets punt. Mackey intercepted by Radachowsky who returns 45 yards to Miami 24. Ryan completes eight-yard touchdown pass to Hunter five plays later at 14:26.

Oct. 18, 1987—Green Bay 16, Philadelphia 10, at Green Bay; Packers win toss. Hargrove scores on seven-yard run 10 plays later at 5:04.

Oct. 18, 1987—Buffalo Bills 6, New York Giants 3, at Buffalo; Bills win toss. Schlopy's 28-yard field goal attempt is wide left. Teams trade punts. Rutledge intercepted by Clark who returns 23 yards to Buffalo 40. Schlopy kicks 27-yard field goal nine plays later at 14:41.

Oct. 25, 1987—Buffalo Bills 34, Miami Dolphins 31, at Miami; Bills win toss. Norwood kicks 27-yard field goal seven plays later at 4:12.

Nov. 1, 1987—San Diego Chargers 27, Cleveland Browns 24, at San Diego; Browns win toss. Kosar intercepted by Glenn who returns 20 yards to Browns' 25. Abbott kicks 33-yard field goal three plays later at 2:16.

Nov. 15, 1987—Dallas Cowboys 23, New England Patriots 17, at New England; Cowboys win toss. Walker scores on 60-yard run four plays later at 1:50.

+Nov. 26, 1987—Minnesota Vikings 44, Dallas Cowboys 38, at Dallas; Vikings win toss. Coleman's punt downed by Hilton at Cowboys' 37. White intercepted by Studwell who returns 12 yards to Vikings' 37. D. Nelson scores on 24-yard run seven plays later at 7:51.

Nov. 29, 1987—Philadelphia Eagles 34, New England Patriots Chiefs 31, at New England; Patriots win toss. Ramsey intercepted by Joyner who returns 29 yards to Eagles' 32. Fryar fair catches Teltschik's punt at Patriots' 13. Franklin's 46-yard field-goal attempt is short. McFadden's 39-yard field goal attempt is wide left. Tatupu fumbles on next play and Cobb recovers. McFadden kicks 38-yard field goal four plays later at 12:16.

Dec. 6, 1987—New York Giants 23, Philadelphia Eagles 20, at New York; Giants win toss and kick off. Teams trade punts twice. Teltschik's punt is returned 16 yards by McConkey to Eagles' 33. Three plays later, Allegre's 50-yard field goal attempt is blocked by Joyner and returned 25 yards by Hoage to Eagles' 30. McConkey returns Teltschik's punt four yards to Giants' 44. Allegre kicks 28-yard field goal four plays later at 10:42.

Dec. 6, 1987—Cincinnati Bengals 30, Kansas City Chiefs 27, at Cincinnati; Bengals win toss. Teams trade punts. Breech kicks 32-yard field goal 16 plays later at 9:44.

Dec. 26, 1987—Washington Redskins 27, Minnesota Vikings 24, at Minnesota; Redskins win toss. Haji-Sheikh kicks 26-yard field goal six plays later at 2:09. Colts

OVERTIME GAMES

Sept. 4, 1988—Houston Oilers 17, Indianapolis Colts 14, at Indianapolis; Colts win toss. Dickerson fumble recovered by Lyles who returns six yards to Colts' 42. Zendejas kicks 35-yard field goal six plays later at 3:51.

* **Sept. 26, 1988**—Los Angeles Raiders 30, Denver Broncos 27, at Denver; Broncos win toss. Teams trade punts twice. Elway intercepted by Lee who returns 20 yards to Broncos' 31. Bahr kicks 35-yard field goal four plays later at 12:35.

Oct. 2, 1988—New York Jets 17, Kansas City Chiefs 17, at New York; Chiefs win toss. Chiefs punt goes into end zone for touchback. Leahy's 44-yard field goal attempt is wide right. Chiefs punt is returned by Townsell to Jets' 26. Burruss recovers McNeil's fumble at Chiefs' 11. DeBerg intercepted by Humphery at Jets' 49. Three plays later, time expires.

Oct. 9, 1988—Denver Broncos 16, San Francisco 49ers 13, at San Francisco; Broncos win toss and kick off. Young intercepted by Haynes at Broncos' 32. Denver punt downed at 49ers' 5. Young intercepted by Wilson who returns seven yards to 49ers' 5. Karlis kicks 22-yard field goal two plays later at 8:11.

Oct. 10, 1988—New York Giants 13, Detroit Lions 10, at Detroit; Lions win toss. James's fumble recovered by Taylor at Lions' 22. Three plays later, McFadden kicks 33-yard field goal at 1:13.

Nov. 20, 1988—Buffalo Bills 9, New York Jets 6, at Buffalo; Jets win toss. Vick's fumble recovered by Bennett at Bills' 32. Norwood kicks 30-yard field goal five plays later at 3:47.

Nov. 20, 1988—Philadelphia Eagles 23, New York Giants 17, at New York; Eagles win toss. Philadelphia's punt goes into end zone for touchback. Hostetler intercepted by Hoage who returns 11 yards to Giants' 41. Six plays later, Zendejas's 30-yard field-goal attempt is blocked and ball is recovered behind line of scrimmage by Eagles' Simmons, who runs 15 yards for touchdown at 3:09.

Dec. 11, 1988—New England Patriots 10, Tampa Bay Buccaneers 7, at New England; Buccaneers win toss and kick off. Staurowsky kicks 27-yard field goal six plays later at 3:08.

Dec. 17, 1988—Cincinnati Bengals 20, Washington Redskins 17, at Cincinnati; Bengals win toss. Cincinnati's punt returned by Oliphant to Redskins' 16. Grant recovers Williams's fumble at Redskins' 17. Breech kicks 20-yard field goal three plays later at 7:01.

Sept. 24, 1989—Buffalo Bills 47, Houston Oilers 41, at Houston; Oilers win toss. Johnson returns Brady's kickoff 17 yards to Oilers' 19. Oilers drive to Buffalo 25, Zendejas's 37-yard field goal blocked, but Bills offsides and Zendejas's second attempt is wide left. Bills' ball and Kelly completes series of passes, including 28-yard game-winner to Andre Reed, at 8:42.

Oct. 8, 1989—Miami Dolphins 13, Cleveland Browns 10, at Miami; Browns win toss. Metcalf returns Stoyanovich's kickoff 20 yards to Browns' 28. Browns drive ball 46 yards in eight plays; Bahr wide left on 44-yard field goal attempt. Dolphins ball. Browns called for pass interference on Marino pass to Banks at Cleveland 47. Two plays later, Banks's 20-yard reception at Browns' 23 sets up winning 35-yard field goal by Stoyanovich at 6:23.

Oct. 22, 1989—Denver Broncos 24, Seattle Seahawks 21, at Seattle; Seahawks win toss. Treadwell's 56-yard kickoff returned 18 yards by Jefferson to Seahawks' 27. Seahawks drive to Broncos' 22 in 10 plays, but Johnson's 40-yard field goal attempt wide left. Smith intercepts a Krieg pass and returns it 28 yards to Seahawks' 10. Treadwell kicks winning 27-yard field goal at 7:46.

Oct. 29, 1989—New England Patriots 23, Indianapolis Colts 20, at Indianapolis; Patriots win toss. Biasucci kickoff returned 13 yards to Patriots' 23 by Martin. Holding penalty brings ball back to Patriots' 13. After six plays, Feagles punt returned 11 yards by Verdin to Colts' 28. Six plays later, Colts punt to Martin at Patriots' 12. Grogan completes three straight passes to Patriots' 44. Five consecutive runs put New England on Colts' 33. Davis kicks a 51-yard winning field goal for Patriots at 9:46.

Oct. 29, 1989—Green Bay Packers 23, Detroit Lions 20, at Milwaukee; Lions win toss. Sanders touchback on Jacke kickoff. On first play, Murphy intercepts Lions' Peete and returns it three yards to Lions' 26. Fullwood gains five yards on three plays to set up Jacke's 38-yard field goal at 2:14.

Nov. 5, 1989—Minnesota Vikings 23, Los Angeles Rams 21, at Minneapolis; Rams win toss. Karlis's kick returned 18 yards by Delpino to Rams' 19. Drive stops at Rams' 28. Merriweather blocks Hatcher's punt at 12. Ball rolls out of end zone for safety.

Nov. 19, 1989—Cleveland Browns 10, Kansas City Chiefs 10, at Cleveland; Browns win toss. Browns punt three times; Chiefs twice; before Kansas City's Lowery misses 47-yard field goal with 17 seconds remaining in overtime. Kosar's pass intercepted as time expired.

Nov. 26, 1989—Los Angeles Rams 20, New Orleans Saints 17, at New Orleans; Saints win toss. Lansford's kickoff returned 27 yards to Saints' 30. After four plays, Barnhardt punts to Rams' 15. Saints penalized 35 yards for interference to Rams' 43. Three plays later, Everett hits Anderson with 14-yard pass to Saints' 40, then 26-yarder to put Rams in field goal position. Lansford kicks 31-yard field goal at 6:38.

Dec. 3, 1989—Los Angeles Raiders 16, Denver Broncos 13, at Los Angeles; Broncos win toss. Bell returns Jaeger kickoff 14 yards to Broncos' 18. Broncos' penalized for illegal block to Broncos' 9. Elway completes three passes for two first downs. On third and eight Elway sacked for 10-yard loss. Horan punts, Adams calls for fair catch at Raiders' 29. Dyal's 26-yard reception moves Raiders to Denver 43. Raiders move ball 34 yards in three plays to set up Jaeger's 26-yard field goal at 7:02.

Dec. 10, 1989—Indianapolis Colts 23, Cleveland Browns 17, at Indianapolis; Browns win toss. Teams trade punts. McNeil returns Colts' punt 42 yards to 42. Seven plays later, Bahr misses 35-yard field goal attempt. Three plays later, Stark punts and McNeil returns ball to 50-yard line. Two plays later, Prior intercepts Kosar's pass at Colts' 42 and returns it 58 yards for touchdown at 10:54.

Dec. 17, 1989—Cleveland Browns 23, Minnesota Vikings 17, at Cleveland; Browns win toss. Browns punt to Vikings' 18. Six plays later, Vikings punt to Browns' 22. Nine plays later, Bahr lines up to attempt 31-yard field goal. Holder Pagel takes snap and passes 14 yards to Waiters for touchdown at 9:30.

Sept. 23, 1990—Denver Broncos 34, Seattle Seahawks 31, at Denver; Seahawks win toss. Loville returns kickoff 19 yards to Seahawks' 27. Seahawks drive to Broncos' 26, where Johnson misses 44-yard field goal wide right. Broncos take over and Elway completes series of passes to set up Treadwell's 25-yard field goal at 9:14.

Sept. 30, 1990—Tampa Bay Buccaneers 23, Minnesota Vikings 20, at Minnesota; Vikings win toss. Vikings drive to Buccaneers' 31; Igwebuikwe's 48-yard field goal attempt wide left. Buccaneers drive to Vikings' 43 and punt. Gannon's pass is intercepted at Vikings' 26 by Wayne Haddix. Buccaneers drive to Vikings' 19 to set up Christie's 36-yard field goal at 9:11.

Oct. 7, 1990—Cincinnati Bengals 34, Los Angeles Rams 31, at Anaheim; Rams win toss. Berry returns kickoff to Rams' 21. After 3 plays, English punts and Green downs ball at Bengals' 25. After 3 plays, Johnson punts and Sutton downs ball at Rams' 29-yard line. After 3 plays, English punts and Price signals fair catch at Bengals' 47. Esiason completes series of passes to 26-yard line to set up Breech's 44-yard field goal at 11:56.

Nov. 4, 1990—Washington Redskins 41, Detroit Lions 38, at Detroit; Redskins win toss. Howard downs kickoff on Redskins' 15. After 3 plays, Mojsiejenko punts to Redskins' 45. After 3 plays, Arnold punts to Redskins' 10. Rutledge completes series of passes to set up Lohmiller's 34-yard field goal at 9:10.

Nov. 18, 1990—Chicago Bears 16, Denver Broncos 13, at Denver; Broncos win toss. Ezor returns kickoff to Broncos' 12. Both teams have ball twice and have to punt after each possession. Broncos punt after third possession of overtime and Bailey returns 20 yards to Broncos' 34. Harbaugh completes 10-yard pass to Thornton to set up Butler's 44-yard field goal at 13:14.

Nov. 25, 1990—Seattle Seahawks 13, San Diego Chargers 10, at San Diego; Chargers win toss. Lewis returns kickoff to Chargers' 22. After 2 plays, Cox fumbles and ball is recovered by Porter at Chargers' 23. After two plays, Johnson kicks 40-yard field goal at 3:01.

Dec. 2, 1990—Chicago Bears 23, Detroit Lions 17, at Chicago; Lions win toss. Gray returns kickoff to Lions' 35. After 10 plays, Mur-

OVERTIME GAMES

ray misses 35-yard field goal. Bears take possession at Chicago 20. Harbaugh completes 50-yard game-winning pass to Anderson at 10:57.

Dec. 2, 1990—Seattle Seahawks 13, Houston Oilers 10, at Seattle; Seahawks win toss. Warren returns kickoff to Seahawks' 13. After 5 plays, Donnelly punts to Oilers' 23-yard line. Ford's fumble recovered by Wyman. Seahawks take possession at Oilers' 27. After 2 plays, Johnson kicks 42-yard field goal at 4:25.

Dec. 9, 1990—Miami Dolphins 23, Philadelphia Eagles 20, at Miami; Eagles win toss. After 11 plays, Feagles punts to Dolphins' 26. After 6 plays, Roby punts to Eagles' 14 and Harris returns to 25. After 3 plays, Feagles punts to Dolphins' 43. Marino completes series of passes to Eagles' 22. Stoyanovich kicks 39-yard field goal at 12:32.

Dec. 9, 1990—San Francisco 49ers 20, Cincinnati Bengals 17, at Cincinnati; 49ers win toss. Carter returns kickoff to 49ers' 19. After 10 plays, Cofer kicks 23-yard field goal at 6:12.

* **Sept. 23, 1991—Chicago Bears 19, New York Jets 13**, at Chicago; Jets win toss. Mathis returns kickoff seven yards to New York's 12. Jets drive to New York 26; Bailey returns punt to Chicago 39. Bears drive to Jets' 44-yard line and punt into the end zone. Jets drive to Bears' 11 where Leahy's 28-yard field goal attempt is wide left. Bears drive from 20 to Jets' 1 where Harbaugh runs for touchdown at 14:42.

Oct. 13, 1991—Los Angeles Raiders 23, Seattle Seahawks 20, at Seattle; Seahawks win toss. Seahawks begin on 20. After 5 plays, Tuten punts and Brown signals fair catch at Raiders' 24. After 3 plays, Gossett punts and Land downs ball at Seattle 9. After 1 play, Lott intercepts at Seahawks' 19 to set up Jaeger's game-winning 37-yard field goal at 6:37.

Oct. 20, 1991—Cleveland Browns 30, San Diego Chargers 24, at San Diego; Chargers win toss. After kickoff, Chargers drive to Browns' 45 and punt to Browns' 6 where Hendrickson downs ball. Browns drive to 38 and punt; Taylor fair catches on Chargers' 14. After 3 plays, Brandon intercepts at Chargers' 30 and scores at 5:58.

Oct. 20, 1991—New England Patriots 26, Minnesota Vikings 23, at New England; Patriots win toss. Martin returns kickoff 18 yards to New England 22. Patriots drive to Minnesota 19. Staurovsky's 36-yard field goal attempt is wide left. Minnesota drives to the 50 where Newsome punts into end zone. On first play, McMillian intercepts at the 40 for Minnesota. After 2 plays, Marion causes Jordan fumble and Pool recovers at New England 20. New England drives to Minnesota 24 where Staurovsky kicks 42-yard field goal as time expires.

Nov. 3, 1991—New York Jets 19, Green Bay Packers 16, at New York; Packers win toss. Thompson returns kickoff 30 yards to Packers' 39. Green Bay drives to New York 24 where Jacke's 42-yard field-goal attempt is wide right. Jets drive to 50. Aguiar's punt is fumbled by Sikahema and recovered by New York at Packers' 23. After 2 plays, Leahy kicks 37-yard field goal at 9:40.

Nov. 3, 1991—Washington Redskins 16, Houston Oilers 13, at Washington; Redskins win toss. Mitchell returns kickoff 9 yards to Washington 14. After 4 plays, Goodburn punts and Givins returns to Houston 31. After 1 play, Moon's pass is intercepted by Green at Oilers' 35. After 3 plays, Lohmiller kicks 41-yard field goal at 4:01.

Nov. 10, 1991—Houston Oilers 26, Dallas Cowboys 23, at Houston; Oilers win toss. Pinkett returns kickoff 20 yards to Houston 24. After 6 plays, Montgomery punts and Martin returns to Dallas 24. Cowboys drive to Oilers' 24 where Smith fumbles and McDowell recovers at Oilers' 15. Houston drives to Dallas 5 where Del Greco kicks 23-yard field goal at 14:31.

Nov. 10, 1991—Pittsburgh Steelers 33, Cincinnati Bengals 27, at Cincinnati; Steelers win toss. Woodson downs kickoff for touch-back. After 3 plays, Stryzinski punts and Barber returns 7 yards to Cincinnati 38. Bengals drive to Pittsburgh 37 where Woods fumbles and Lloyd returns recovery to Cincinnati 44. After 2 plays, O'Donnell passes to Green for 26-yard touchdown at 6:32.

#**Nov. 24, 1991—Atlanta Falcons 23, New Orleans Saints 20**, at New Orleans; Falcons win toss. Falcons begin at 20. After 3 plays, Fulhage punts and Fenerty signals fair catch at New Orleans 43. After 3 plays, Barnhardt punts and Thompson downs ball at Atlanta 23.

After 3 plays, Fulhage punts and Fenerty fair catches at New Orleans 25. Saints drive to Atlanta 38 where Andersen misses 55-yard field-goal attempt. After 1 play, Rozier fumbles and Martin recovers on 50. Saints drive to Atlanta 38 where Barnhardt punts to Falcons' 2. Atlanta drives to New Orleans 33 where Johnson kicks 50-yard field goal at 13:03.

Nov. 24, 1991—Miami Dolphins 16, Chicago Bears 13, at Chicago; Dolphins win toss. Butler kicks to Miami 20 where Paige returns kickoff 15 yards to 35. Miami drives to Chicago 9 where Stoyanovich kicks 27-yard field goal at 4:11.

Dec. 8, 1991—Buffalo Bills 30, Los Angeles Raiders 27, at Los Angeles; Raiders win toss. Daluiso kicks into end zone for touch-back. On third play, Kelso intercepts for Buffalo and returns ball to Bills' 36. Bills drive to Los Angeles 24 where Norwood kicks 42-yard field goal at 2:34.

Dec. 8, 1991—Kansas City Chiefs 20, San Diego Chargers 17, at Kansas City; Chiefs win toss. Carney kicks to Kansas City 10 where Stradford returns 23 yards to 33. After 3 plays, Barker punts to San Diego 4. Chargers drive to 40 where Kidd punts 60 yards into end zone for touchback. Kansas City drives to San Diego 39 where Barker punts 38 yards to 1. After 3 plays, Kidd punts 41 yards to San Diego 42 where Stradford returns 12 yards to 30. Chiefs drive to San Diego 1 where Lowery kicks 18-yard field goal at 11:26.

Dec. 8, 1991—New England Patriots 23, Indianapolis Colts 17, at New England; Colts win toss. Baumann kicks off to Indianapolis 2 where Martin returns 23 yards to 25. After 3 downs, Stark punts to New England 17 where Henderson returns 8 yards to 25. New England drives to 50 where McCarthy punts and Prior signals fair catch at Indianapolis 15. After 3 plays, Stark punts to New England 40 where Henderson returns 7 yards to 47. After 2 plays, Millen passes to Timpson for 45-yard touchdown at 8:55.

Dec. 22, 1991—Detroit Lions 17, Buffalo Bills 14, at Buffalo; Lions win toss. Daluiso kicks off to Detroit 20 where Dozier returns 15 yards to Lions 35. Lions drive to Bills' 3 where Murray kicks 21-yard field goal at 4:23.

Dec. 22, 1991—New York Jets 23, Miami Dolphins 20, at Miami; Jets win toss. Aguiar kicks to Miami's 30 where Logan returns 3 yards to the 33. After 4 downs, Stoyanovich punts to Jets' 15 where Baty returns 8 yards to 23. Jets drive to Miami 12 where Allegre kicks 30-yard field goal at 6:33.

Sept. 6, 1992—Minnesota Vikings 23, Green Bay Packers 20, at Green Bay; Vikings win toss. Nelson returns kickoff 14 yards to the Minnesota 23. After 5 plays, Newsome punts 49 yards to Green Bay 21 where Brooks returns 12 yards to the 33. After 2 plays, Glenn intercepts pass at the Vikings' 48. On first play, Allen fumbles and Billups recovers at Green Bay 35. After 3 plays, McJulien punts 33 yards to Vikings' 35. Vikings drive to Minnesota 48; Newsome punts 52 yards for touchback. After 3 plays, McJulien punts and Parker returns 10 yards to Green Bay 48. Vikings drive to Packers' 9 where Reveiz kicks 26-yard field goal at 10:20.

Sept. 13, 1992—Cincinnati Bengals 24, Los Angeles Raiders 21, at Cincinnati; Raiders win toss. Land returns kickoff 13 yards but fumbles at Los Angeles's 20; ball recovered by Bengals' Bennett at Raiders' 21. After 1 play, Breech kicks 34-yard field goal at 1:01.

Sept. 20, 1992—Houston Oilers 23, Kansas City Chiefs 20, at Houston; Chiefs win toss. Carter returns kickoff 25 yards to Kansas City 28. On third play of drive, Birden fumbles at Kansas City 34; ball recovered by Houston's D. Smith at Chiefs' 23. After one play, Del Greco kicks 39-yard field goal at 1:55.

Oct. 11, 1992—Indianapolis Colts 6, New York Jets 3, at Indianapolis; Colts win toss. Verdin returns kickoff 33 yards to Colts' 36. Colts drive to Jets' 30 where Biasucci kicks 47-yard field goal at 3:01.

#**Nov. 8, 1992—Cincinnati Bengals 31, Chicago Bears 28**, at Chicago; Bears win toss. Lewis returns kickoff 22 yards to Chicago's 29. Bears drive to Chicago's 46 where Gardocki punts; fair catch by Wright at the Cincinnati 17. Bengals drive to Bears' 18 where Breech kicks 36-yard field goal at 8:39.

Nov. 15, 1992—New England Patriots 37, Indianapolis Colts 34, at Indianapolis; Colts win toss. Verdin returns kickoff 10 yards to Colts' 20; holding penalty brings ball back to Colts' 10. After two

OVERTIME GAMES

plays, Henderson intercepts pass at Colts' 38 and returns it 9 yards to the 29. In three plays, Patriots drive to 1 where Baumann kicks 18-yard field goal at 3:25.

Nov. 29, 1992—Indianapolis Colts 16, Buffalo Bills 13, at Indianapolis; Colts win toss. Verdin returns kickoff 24 yards to Colts' 22. Colts drive to Buffalo 22 where Biasucci kicks 40-yard field goal at 3:51.

* **Nov. 30, 1992—Seattle Seahawks 16, Denver Broncos 13**, at Seattle; Seahawks win toss. Daluiso kicks through end zone for touchback. After three plays, Tuten punts 53 yards to Denver 18 where Marshall returns for no gain. After three plays, Rodriguez punts 29 yards to Seattle 45 where Warren signals fair catch. Seahawks drive to Denver 15 where Kasay's 33-yard field goal attempt misses. Broncos take over at Denver 20. After three plays, Rodriguez punts 43 yards to Seattle 38 where Warren signals for fair catch. After four plays, Tuten punts 39 yards to Denver 4 where Daniels downs punt. After three plays, Rodriguez punts 46 yards to Denver 48 where Warren returns 10 yards to the 38. Seahawks drive to Denver 14 where Kasay kicks 32-yard field goal at 11:10.

Dec. 13, 1992—Philadelphia Eagles 20, Seattle Seahawks 17, at Seattle; Eagles win toss. Sydner returns kick 12 yards to Eagles' 16; illegal block penalty brings ball back to 8. Eagles drive to Philadelphia 45 where Feagles punts for a touchback. After 6 plays, Tuten punts 45 yards to Philadelphia 22 where Sydner returns 7 yards to 29. After 6 plays, Feagles punts 44 yards to Seattle 26 where Warren returns 5 yards to 31. After 5 plays, Tuten punts 32 yards to Philadelphia 20 where Sydner signals for fair catch. Eagles drive to Seattle 27 where Ruzek kicks 44-yard field goal with no time remaining.

Dec. 27, 1992—Miami Dolphins 16, New England Patriots 13, at New England; Patriots win toss. Lockwood returns kickoff 15 yards to Patriots' 21. After three plays, McCarthy punts 39 yards to Miami 33 where Miller returns 2 yards to the 35. Miami drives to New England 18 where Stoyanovich kicks 35-yard field goal at 8:17.

Sept. 12, 1993—Detroit Lions 19, New England Patriots 16, at New England; Patriots win toss. Patriots begin at 20. After 3 plays, Saxon punts 42 yards to Detroit 29 where Gray returns 12 yards to the 41. After 3 plays, Arnold punts 41 yards to New England 12 where Brown returns 16 yards to the 28. Patriots drive to Detroit 44 where Saxon punts into the end zone for a touchback. Detroit drives to New England 20 where Hanson kicks 38-yard field goal at 11:04.

Nov. 7, 1993—Buffalo Bills 13, New England Patriots 10, at New England; Patriots win toss. T. Brown returns kickoff 27 yards to Patriots 30. Patriots drive to Buffalo 48 where Bills take over on downs. Bills drive to New England 25 where Metzelaars fumbles, and C. Brown recovers. After 3 plays, Saxon punts 46 yards to Buffalo 24 where Copeland returns 11 yards to the 35. Bills drive to New England 14 where Christie kicks 32-yard field goal at 9:22.

Dec. 19, 1993—Phoenix Cardinals 30, Seattle Seahawks 27, at Seattle; Cardinals win toss. Bailey returns kickoff 14 yards to Cardinals 20. Cardinals drive to Seattle 23 where Davis kicks 41-yard field goal at 6:45.

Jan. 2, 1994—Dallas Cowboys 16, New York Giants 13, at New York; Giants win toss. Meggett returns kickoff 19 yards to Giants 19. After 6 plays, Horan punts 45 yards to Cowboys 25 where Widmer downs punt. Cowboys drive to Giants' 23 where Murray kicks 41-yard field goal at 10:44.

Jan. 2, 1994—New England Patriots 33, Miami Dolphins 27, at New England; Dolphins win toss. McDuffie returns kickoff 21 yards to Miami 27. After 3 plays, Hatcher punts 43 yards to New England 29 where Harris returns 6 yards to the 35. After 2 plays, Brown intercepts pass from Bledsoe and returns 3 yards to Miami 49. After 3 plays, Hatcher punts 37 yards to New England 14 where Harris returns 18 yards to the 32. After 2 plays, Bledsoe passes 36 yards to Timpson for touchdown at 4:44.

Jan. 2, 1994—Los Angeles Raiders 33, Denver Broncos 30, at Los Angeles; Broncos win toss. Delpino returns kickoff 12 yards to Denver 25. Broncos drive to Los Angeles 22 where Elam's 40-yard field goal attempt is wide left. Raiders drive to Denver 29 where Jaeger kicks 47-yard field goal at 7:10.

* **Jan. 3, 1994—Philadelphia Eagles 37, San Francisco 49ers 34**, at San Francisco; 49ers win toss. Walker returns kickoff, 19 yards to San Francisco 27. 49ers drive to Philadelphia 14 where Cofer misses 32-yard field goal. Eagles start at their 20-yard line, and, after 3 plays, Feagles punts 48 yards to San Francisco 36 where Carter fumbles and 49ers recover. After 7 plays, Wilmsmeyer punts 57 yards to Philadelphia 6 where Sikahema returns 16 yards to the 22. Eagles drive to San Francisco 10 where Ruzek kicks 28-yard field goal with no time remaining.

Sept. 4, 1994—Detroit Lions 31, Atlanta Falcons 28, at Detroit; Falcons win toss. Falcons start at their own 16 after holding penalty on kickoff. After 3 plays, Alexander punts 41 yards to Detroit 39 where Clay returns 12 yards to Atlanta 49. Detroit drives to Atlanta 20 where Hanson kicks 37-yard field goal at 5:14.

Sept. 11, 1994—New York Jets 25, Denver Broncos 22, at New York; Jets win toss. Murrell returns kickoff 24 yards to New York 33. Jets drive to Denver 22 where Lowery kicks 39-yard field goal at 3:57.

* **Sept. 19, 1994—Detroit Lions 20, Dallas Cowboys 17**, at Dallas; Lions win toss. Gray returns kickoff 24 yards to Detroit 32. Lions drive to Dallas 34 where Hanson's 51-yard field-goal attempt is blocked by Lett. Cowboys take possession at Dallas 42. Cowboys drive to Detroit 37 where Kennard fumbles and Swilling recovers. Lions take possession at Detroit 45. After 6 plays, Montgomery punts 31 yards to Dallas 16. Cowboys drive to Dallas 49 where Aikman fumbles and Thomas recovers at Dallas 43. Lions drive to Dallas 26 where Hanson kicks 44-yard field goal at 14:33.

Oct. 16, 1994—Arizona Cardinals 19, Washington Redskins 16, at Washington; Redskins win toss. Mitchell returns kickoff 27 yards to Washington 41. Redskins drive to Arizona 34 where Lohmiller's 51-yard field-goal attempt is blocked by Joyner and recovered by Williams who returns it to the Washington 37. After 5 plays, Peterson's 45-yard field-goal attempt is wide right. Redskins take possession at the Washington 36. After 3 plays, Roby punts 36 yards to the Arizona 37 where Robinson returns 3 yards to the 40. After 3 plays, Feagles punts 51 yards for a touchback. After 1 play, Shuler's pass is intercepted by Hoage who returns it to the Washington 12. Peterson kicks 29-yard field goal at 10:00.

Oct. 16, 1994—Miami Dolphins 20, Los Angeles Raiders 17, at Miami; Dolphins win toss. McDuffie returns kickoff 19 yards to Miami 23. Dolphins drive to Los Angeles 12 where Stoyanovich kicks 29-yard field goal at 5:46.

Oct. 20, 1994—Minnesota Vikings 13, Green Bay Packers 10, at Minnesota; Vikings win toss. Ismail returns kickoff 22 yards to Minnesota 29. Vikings drive to Green Bay 9 where Fuad Reveiz kicks 27-yard field goal at 4:26.

Oct. 30, 1994—Detroit Lions 28, New York Giants 25, at New York; Giants win toss. Lewis returns kickoff 16 yards to New York 27. After 3 plays, Horan punts 42 yards to Detroit 24 where Gray calls for fair catch. Detroit drives to New York 6 where Hanson kicks 24-yard field goal at 6:43.

#**Oct. 30, 1994—Arizona Cardinals 20, Pittsburgh Steelers 17**, at Arizona; Steelers win toss. Johnson returns kickoff 24 yards to Pittsburgh 30 where he fumbles and Arizona's Merritt recovers at Pittsburgh 32. After 3 plays, Davis kicks 51-yard field goal at 1:40.

Nov. 6, 1994—Cincinnati Bengals 20, Seattle Seahawks 17, at Seattle; Seahawks win toss. Warren returns kickoff 32 yards to Seattle 33. After 3 plays, Tuten punts 37 yards to Cincinnati 28 where Sawyer calls for fair catch. After 3 plays, Johnson punts 64 yards to Seattle 2 where Truitt downs ball. Seahawks drive to Seattle 38 where Tuten punts 50 yards to Cincinnati 12 and Sawyer returns 5 yards to 17. Blake passes to Scott for 76 yards to Seattle 7. Pelfrey kicks 26-yard field goal at 8:14.

Nov. 6, 1994—Pittsburgh Steelers 12, Houston Oilers 9, at Houston; Steelers win toss. Stone returns kickoff 15 yards to Pittsburgh 28. After 3 plays, Royals punts 53 yards to Houston 13 where Givins downs ball. After 3 plays, Camarillo punts 57 yards to Pittsburgh 31 where Woodson returns 20 yards to Houston 49. After 3 plays, Royals punts 43 yards to Houston 15 where Coleman returns 3 yards to 18. After 5 plays, Camarillo punts 57 yards to Pittsburgh 12 where

OVERTIME GAMES

Hastings returns 12 yards to 24. Steelers drive to Houston 41 where Royals punts 29 yards to Houston 12, and Coleman calls for fair catch. Brown fumbles on first play and Jones recovers at Houston 22. After 1 play, Anderson kicks 40-yard field goal at 11:24.

Nov. 13, 1994—New England Patriots 26, Minnesota Vikings 20, at New England; Patriots win toss. Thompson returns kickoff 27 yards to New England 33. Patriots drive to Minnesota 14 where Bledsoe passes 14 yards to Turner for touchdown at 4:10.

Nov. 20, 1994—Pittsburgh Steelers 16, Miami Dolphins 13, at Pittsburgh; Steelers win toss. Stone returns kickoff 15 yards to Pittsburgh 16. Steelers drive to Miami 39 where they lose possession on downs. Dolphins drive to Pittsburgh 47 where Arnold punts 35 yards to Pittsburgh 12 and Oliver downs ball. Steelers drive to Miami 21 where Anderson kicks 39-yard field goal at 10:19.

Nov. 27, 1994—Chicago Bears 19, Arizona Cardinals 16, at Arizona; Cardinals win toss. Levy returns kickoff 31 yards to Arizona 45. After 5 plays, Feagles punts 38 yards to the end zone for a touch-back. Bears drive to Arizona 10 where Butler kicks 27-yard field goal at 8:11.

Nov. 27, 1994—Tampa Bay Buccaneers 20, Minnesota Vikings 17, at Minnesota; Buccaneers win toss. Harris returns kickoff 12 yards to Tampa Bay 38. After 6 plays, Stryzinski punts 40 yards to Minnesota 4 where Guliford muffs punt and Buccaneers' Brady recovers. Husted kicks 22-yard field goal at 2:08.

Dec. 1, 1994—Minnesota Vikings 33, Chicago Bears 27, at Minnesota; Bears win toss. Lewis returns kickoff 23 yards to Chicago 33. Bears drive to Minnesota 22 where Butler's 40-yard field goal attempt is wide left. After 1 play, Moon passes 65 yards to Carter for touchdown at 5:46.

Dec. 4, 1994—Denver Broncos 20, Kansas City Chiefs 17, at Kansas City; Broncos win toss. Milburn returns kickoff 24 yards to Denver 29. After 3 plays, Millen fumbles and Phillips recovers at Denver 35. After 4 plays, Allen fumbles and Smith recovers at Denver 27. After 6 plays, Rouen punts 45 yards to Kansas City 25 where Hughes calls for fair catch. After 3 plays, Aguiar punts 33 yards to Denver 42 where Chiefs down ball. Broncos drive to Kansas City 17 where Elam kicks 34-yard field goal at 12:12.

Sept. 3, 1995—Cincinnati Bengals 24, Indianapolis Colts 21, at Indianapolis; Bengals win toss. Dunn returns kickoff 15 yards to Bengals' 17. Cincinnati drives to Indianapolis 29 where Pelfrey kicks 47-yard field goal at 2:36.

Sept. 3, 1995—Atlanta Falcons 23, Carolina Panthers 20, at Atlanta; Panthers win toss. Baldwin downs kickoff for touchback. Panthers drive to Carolina 42 where Reich fumbles and ball is recovered by Archambeau at Carolina 31. Falcons drive to Panthers' 16 where Andersen kicks 35-yard field goal at 6:17.

Sept. 10, 1995—Indianapolis Colts 27, New York Jets 24, at New York; Jets win toss. Carter downs kickoff for touchback. Jets punt downed at Colts' 37. Colts drive to Jets' 35 where Cofer kicks 52-yard field goal at 4:27.

Sept. 10, 1995—Kansas City Chiefs 20, New York Giants 17, at Kansas City; Chiefs win toss. Vanover returns kickoff 30 yards to Chiefs' 28. Aguiar punts to Giants' 3. Horan punts to Chiefs' 49. Chiefs drive to Giants' 6 where Elliott kicks 23-yard field goal at 7:49.

Sept. 17, 1995—Kansas City Chiefs 23, Oakland Raiders 17, at Kansas City; Chiefs win toss. Vanover returns kickoff 28 yards to Chiefs' 41. M. Allen fumbles, ball recovered by Robbins at Raiders' 38. Hasty intercepts pass at Chiefs' 36 and returns it 64 yards for touchdown at 4:27.

Sept. 17, 1995—Atlanta Falcons 27, New Orleans Saints 24, at Atlanta; Saints win toss. Hughes returns kickoff 21 yards to Saints' 17. Metcalf returns Wilmsmeyer's punt 18 yards to Saints' 39. Stryzinski punts, fair catch by Hughes at Saints' 14. Wilmsmeyer punt downed at Falcons' 6. Falcons drive to Saints' 3 where Andersen kicks 21-yard field goal at 7:58.

Sept. 17, 1995—Dallas Cowboys 23, Minnesota Vikings 17, at Minnesota; Cowboys win toss. K. Williams returns kickoff 23 yards to Cowboys' 27. E. Smith scores on 31-yard run at 2:26.

Oct. 8, 1995—Indianapolis Colts 27, Miami Dolphins 24, at Miami; Colts win toss. Warren returns kickoff 25 yards to Colts' 33.

Colts drive to Dolphins' 10 where Blanchard kicks 27-yard field goal at 4:58.

Oct. 8, 1995—New York Giants 27, Arizona Cardinals 21, at New York; Cardinals win toss. Terry returns kickoff 20 yards to Cardinals' 23. Hamilton recovers Krieg's fumble at Cardinals' 36. Lynch recovers Brown's fumble at Cardinals' 38. Armstead intercepts pass at Giants' 42 and returns it 58 yards for touchdown at 4:05.

Oct. 8, 1995—Minnesota Vikings 23, Houston Oilers 17, at Minnesota; Vikings win toss. Palmer returns kickoff 10 yards to Vikings' 15. Saxon's punt downed at Oilers' 8. Washington intercepts pass at Vikings' 47 and returns it 25 yards to Oilers' 28. R. Smith scores on 20-yard run at 7:10.

Oct. 8, 1995—Philadelphia Eagles 37, Washington Redskins 34, at Philadelphia; Redskins win toss. Redskins take possession at their 20 after touchback. Turk punt out of bounds at Eagles' 9. Eagles drive to Redskins' 18 where Anderson kicks 35-yard field goal at 10:06.

* **Oct. 9, 1995—Kansas City Chiefs 29, San Diego Chargers 23**, at Kansas City; Chargers win toss. Coleman returns kickoff 24 yards to Chargers' 28. Vanover makes fair catch of Bennett's punt at Chiefs' 15. Coleman makes fair catch of Aguiar's punt at Chargers' 43. Vanover returns Bennett's punt 86 yards for a touchdown at 7:27.

Oct. 15, 1995—Tampa Bay Buccaneers 20, Minnesota Vikings 17, at Tampa Bay; Buccaneers win toss. Edmonds returns kickoff 19 yards to Buccaneers' 22. A. Lee returns Roby's punt to Vikings' 48. Vikings drive to Tampa Bays' 35 where Reveiz's 53-yard field-goal attempt is wide right. Buccaneers take over at own 43 and drive to Vikings' 33 where Husted kicks 51-yard field goal at 6:23.

Oct. 22, 1995—Washington Redskins 36, Detroit Lions 30, at Washington; Redskins win toss. B. Mitchell returns kickoff 16 yards to Redskins' 27. Turk's punt downed at Lions' 4. D. Green intercepts S. Mitchell's pass and returns it 7 yards for touchdown at 3:41.

Oct. 29, 1995—Carolina Panthers 20, New England Patriots 17, at New England; Panthers win toss. Baldwin returns kickoff 22 yards to Panthers' 25. Meggett makes fair catch of Barnhardt's punt at Patriots' 9. Guliford returns O'Neill's punt 9 yards to Patriots' 32. Panthers drive to Patriots' 12 where Kasay kicks 29-yard field goal at 7:08.

Oct. 29, 1995—Cleveland Browns 29, Cincinnati Bengals 26, at Cincinnati; Browns win toss. Hunter returns kickoff 31 yards to Browns' 31. Bieniemy returns Tupa's punt 9 yards to Bengals' 37. McCardell makes fair catch of Johnson's punt at Browns' 12. Bieniemy returns Tupa's punt 0 yards to Bengals' 38. Hall intercepts Blake's pass and returns it 5 yards to Bengals' 45. Browns drive to Bengals' 11 where Stover kicks 28-yard field goal at 6:30.

Oct. 29, 1995—Arizona Cardinals 20, Seattle Seahawks 14, at Arizona; Cardinals win toss. Dowdell returns kickoff 16 yards to Cardinals' 25. Cardinals drive to Seahawks' 10 where G. Davis' 27-yard field goal attempt is blocked. L. Lynch intercepts Friesz's pass at Cardinals' 28 and returns it 72 yards for a touchdown at 11:16.

Nov. 5, 1995—Pittsburgh Steelers 37, Chicago Bears 34, at Chicago; Bears win toss. Timpson returns kickoff 23 yards to Bears' 33. Hastings returns Sauerbrun's punt 2 yards to Steelers' 31. Steelers drive to Bears' 6 where N. Johnson kicks 24-yard field goal at 8:19.

Nov. 12, 1995—Minnesota Vikings 30, Arizona Cardinals 24, at Arizona; Vikings win toss. A. Lee returns kickoff 20 yards to Vikings' 25. Moon throws 50-yard touchdown pass to Ismail at 2:16.

Nov. 26, 1995—Arizona Cardinals 40, Atlanta Falcons 37, at Arizona; Falcons win toss. J. Anderson returns kickoff 20 yards to Falcons' 20. Stryzinski fumbles punt snap. Recovered by England at Falcons' 10 where G. Davis kicks 28-yard field goal at 1:43.

Dec. 10, 1995—Tampa Bay Buccaneers 13, Green Bay Packers 10, at Tampa Bay; Buccaneers win toss. Edmonds returns kickoff 24 yards to Buccaneers' 23. Tampa Bay drives to Packers' 29 where Husted kicks 47-yard field goal at 3:46.

Sept. 1, 1996—Buffalo Bills 23, New York Giants 20, at New York; Bills win toss. Daluiso kick is a touchback. Bills drive to Buffalo 46. Toomer returns Mohr's punt to Giants' 16. Dave Brown's fumble recovered by Spielman at Giants' 33. Bills drive to Giants' 16 where

OVERTIME GAMES

Christie kicks 34-yard field goal at 9:08.

Sept. 22, 1996—New England Patriots 28, Jacksonville Jaguars 25, at New England; Patriots win toss. T. Brown returns kickoff 18 yards to Patriots' 29. Patriots drive to Jaguars' 22 where Vinatieri kicks 40-yard field goal at 2:36.

Sept. 29, 1996—Arizona Cardinals 31, St. Louis Rams 28, at Arizona; Cardinals win toss. Lohmiller kick is a touchback. Cardinals drive to Rams' 7 where G. Davis kicks 24-yard field goal at 1:54.

Oct. 6, 1996—Buffalo Bills 16, Indianapolis Colts 13, at Buffalo; Colts win toss. Christie kick is a touchback. Colts drive to Indianapolis 32. Burris returns Gardocki's punt to Bills' 35. Bills drive to Colts' 48. Mohr punts out of bounds at Colts' 14. Colts drive to Indianapolis 9. Burris returns Gardocki's punt to Colts' 48. Bills drive to Colts' 22 where Christie kicks 39-yard field goal at 9:22.

#Oct. 6, 1996—Houston Oilers 30, Cincinnati Bengals 27, at Cincinnati; Bengals win toss. Dunn returns kickoff 23 yards to Bengals' 34. Bengals drive to Cincinnati 36. Floyd returns L. Johnson's punt to Oilers' 18. Oilers drive to Bengals' 31 where Del Greco kicks 49-yard field goal at 7:07.

* **Oct. 14, 1996—Green Bay Packers 23, San Francisco 49ers 20**, at Green Bay; 49ers win toss. D. Carter returns kickoff 23 yards to 49ers' 22. 49ers' drive to San Francisco 25. Howard makes fair catch of Thompson's punt at Packers' 44. Packers drive to 49ers' 35 where Jacke kicks 53-yard field goal at 3:41.

Oct. 27, 1996—Baltimore Ravens 37, St. Louis Rams 31, at Baltimore; Rams win toss. J. Thomas returns kickoff 17 yard to Rams' 17. Rams drive to Ravens' 15. F. Miller fumble in field goal formation recovered by S. Moore at Ravens' 17. Ravens drive to Baltimore 49 and turn ball over on downs. Rams drive to Ravens' 40 and turn ball over on downs. Testaverde throws 22-yard scoring pass to M. Jackson at 14:50.

Nov. 10, 1996—Dallas Cowboys 20, San Francisco 49ers 17, at San Francisco; Cowboys win toss. H. Walker returns kickoff 10 yards to Cowboys' 23. Cowboys drive to 49ers' 11 where Boniol kicks 29-yard field goal at 6:17.

Nov. 10, 1996—Arizona Cardinals 37, Washington Redskins 34, at Washington; Cardinals win toss. Blanton's kickoff is a touchback. Cardinals drive to Redskins' 15 where Butler misses 32-yard field goal. Redskins drive to Cardinals' 43 where Turk punts for touchback. L. Johnson fumble returned by Morrison to Cardinals' 27. Redskins drive to Cardinals' 31 where Blanton misses 48-yard field goal. Cardinals drive to Redskins' 15 where Butler kicks 32-yard field goal at 14:27.

Nov. 10, 1996—Tampa Bay Buccaneers 20, Oakland Raiders 17, at Tampa Bay; Buccaneers win toss. M. Marshall returns kickoff 15 yards to Bucs' 17. Bucs drive to Tampa Bay 36. T. Brown returns Barnhardt's punt four yards to Raiders' 22. Raiders drive to Oakland 25. M. Marshall returns Gossett's punt nine yards to Bucs' 39. Bucs drive to Raiders' 4 where Husted kicks 23-yard field goal at 11:56.

#Nov. 17, 1996—Minnesota Vikings 16, Oakland Raiders 13, at Oakland; Raiders win toss. Kaufman returns kickoff 32 yards to Raiders' 27. Raiders drive to Oakland 46 where Gossett punts to Vikings' 17. Vikings drive to Raiders' 12 where Sisson kicks 31-yard field goal at 11:53.

Nov. 24, 1996—Jacksonville Jaguars 28, Baltimore Ravens 25, at Baltimore; Jaguars win toss. Jordon returns kickoff 16 yards to Jaguars' 30. Jaguars drive to Jacksonville 37. Barker's punt is downed at Ravens' 6. Ravens drive to Jaguars' 37 where Pritchett recovers Byner's fumble. Jaguars drive to Ravens' 15 where Hollis kicks 34-yard field goal at 9:06.

Nov. 24, 1996—San Francisco 49ers 19, Washington Redskins 16, at Washington; 49ers win toss. D. Carter returns kickoff 20 yards to 49ers' 32. 49ers drive to Redskins' 20 where Wilkins kicks 38-yard field goal at 3:24.

Dec. 1, 1996—Indianapolis Colts 13, Buffalo Bills 10, at Indianapolis; Bills win toss. Moulds returns kickoff 26 yards to Bills' 25. Bills drive to Buffalo 49. Stock returns Mohr's punt one yard to Colts' 16. Colts drive to Bills' 32 where Blanchard kicks 49-yard field goal at 10:46.

Aug. 31, 1997—Tennessee Oilers 24, Oakland Raiders 21, at Ten-

nessee; Oilers win toss. Gray returns kickoff 32 yards to Tennessee 33. Oilers drive to Tennessee 38. Roby's punt is downed at the Oakland 33. Raiders drive to Oakland 32. Gray returns Araguz punt to Tennessee 35. Oilers drive to Oakland 15 where Del Greco kicks 33-yard field goal at 6:57.

Sept. 7, 1997—Miami Dolphins 16, Tennessee Oilers 13, at Miami; Dolphins win toss. Spikes returns kickoff 48 yards to Tennessee 45. Dolphins drive to Tennessee 11 where Mare kicks 29-yard field goal at 2:15.

#Sept. 7, 1997—Arizona Cardinals 25, Dallas Cowboys 22, at Arizona; Cowboys win toss. Walker returns kickoff 21 yards to Dallas 25. Cowboys drive to Arizona 43. Gowin punts 43 yards for a touchback. Cardinals drive to Dallas 44. Graham fumbles. Cowboys drive to Arizona 42. Williams fumbles. Cardinals drive to Dallas 3 where Butler kicks 20-yard field goal at 8:30.

Sept. 14, 1997—Washington Redskins 19, Arizona Cardinals 13, at Washington; Cardinals win toss. K. Williams returns kickoff 27 yards to Arizona 34. Cardinals drive to Arizona 40. McElroy fumbles. Redskins drive to Arizona 40. Westbrook catches 40-yard touchdown pass from Frerotte at 1:36.

#Sept. 14, 1997—New England Patriots 27, New York Jets 24, at New England; Patriots win toss. Hall's kickoff is a touchback. Patriots drive to New England 15. Bledsoe pass intercepted by O. Smith. Jets drive to New York 46. Hansen punts 47 yards. Meggett returns to New England 21. Patriots drive to New York 17 where Vinatieri kicks 34-yard field goal at 8:03.

Sept. 28, 1997—Kansas City Chiefs 20, Seattle Seahawks 17, at Kansas City; Seahawks win toss. Broussard returns kickoff 12 yards to Seattle 14. Seahawks drive to Seattle 17. Vanover returns Tuten punt 8 yards to Kansas City 26. Chiefs drive to Seattle 44. Aguiar punt downed at Seattle 11. Seahawks drive to Seattle 26. Moon pass intercepted by Woods and returned 13 yards to 50. Chiefs drive to Seattle 23 where Stoyanovich kicks 41-yard field goal at 13:04.

Oct. 19, 1997—Philadelphia Eagles 13, Arizona Cardinals 10, at Philadelphia; Cardinals win toss. K. Williams returns kickoff 28 yards to Arizona 42. Cardinals drive to Philadelphia 48. Feagles punts 48 yards for touchback. Eagles drive to Arizona 7 where Boniol kicks 24-yard field goal at 4:02.

Oct. 19, 1997—New York Giants 26, Detroit Lions 20, at Detroit; Giants win toss. Pegram returns kickoff 16 yards to New York 18. Giants drive to New York 32. Calloway catches 68-yard touchdown pass from Kanell at 1:40.

Oct. 26, 1997—Denver Broncos 23, Buffalo Bills 20, at Buffalo; Broncos win toss and elects to kickoff. Holmes returns kickoff 20 yards to Buffalo 25. Bills drive to Buffalo 23. Mohr punt downed at Denver 40. Broncos drive to Buffalo 48. Rouen punt downed at Buffalo 1. Bills drive to Buffalo 20. Gordon returns Mohr punt to Denver 42. Broncos drive to Buffalo 15 where Elam kicks 33-yard field goal at 13:04.

Oct. 26, 1997—Pittsburgh Steelers 23, Jacksonville Jaguars 17, at Pittsburgh; Steelers win toss. Coleman returns kickoff 23 yards to Pittsburgh 23. Steelers drive to Jacksonville 17. Bettis catches 17-yard touchdown pass from Stewart at 3:47.

* **Oct. 27, 1997—Chicago Bears 36, Miami Dolphins 33**, at Miami; Dolphins win toss. McPhail returns kickoff 23 yards to Miami 27. Dolphins drive to Miami 36. Kidd punts out of bounds at Chicago 10. Bears drive to the Chicago 39. Sauerbrun punt out of bounds at Miami 27. Reeves recovers Marino fumble at Miami 17. Bears drive to Miami 17 where Jaeger kicks 35-yard field goal at 9:25.

Nov. 2, 1997—New York Jets 19, Baltimore Ravens 16, at New York; Jets win toss. Stover's kickoff is a touchback. Jets drive to Baltimore 20 where Hall kicks 37-yard field goal at 4:58.

Nov. 16, 1997—Philadelphia Eagles 10, Baltimore Ravens 10, at Baltimore; Eagles win toss. Stover's kickoff is a touchback. Eagles drive to Philadelphia 19. Hutton punts 36 yards to Baltimore 45. Ravens drive to Baltimore 36 where Eagles take over on downs. Eagles drive to Baltimore 33 where Ravens take over on downs. Ravens drive to Baltimore 37. Montgomery punts 55 yards, and Solomon returns to Philadelphia 22. Eagles drive to Philadelphia 16. Hutton punts 41 yards, and Roe returns to Baltimore 46. Ravens

OVERTIME GAMES

drive to Philadelphia 35 where Stover's 53-yard field-goal attempt is no good. Eagles drive to Baltimore 22 where Boniol's 40-yard field-goal is no good as time expires.

Nov. 16, 1997—New Orleans Saints 20, Seattle Seahawks 17, at New Orleans; Seahawks win toss. Brien's kickoff is a touchback. Seahawks start at Seattle 20 where Moon's pass intercepted by Tubbs who returns 15 yards to Seattle 20. Saints Brien kicks 38-yard field goal at 17 seconds.

#Nov. 23, 1997—New York Giants 7, Washington Redskins 7, at Washington; Redskins win toss. Davis returns kickoff 28 yards to Washington 39. Redskins drive to Washington 36 where Hostetler's pass intercepted by Sehorn who returns minus-2 yards before laterally to Wooten who returns 5 yards to New York 41. Giants drive to New York 26 where Maynard punts 37 yards to Washington 37. Redskins drive to New York 39 where Hostetler fumble is recovered by Harris at New York 40. Giants drive to New York 43 where Maynard punts 57 yards for a touchback. Washington drives to New York 41. Giants take over on downs at New York 40. Giants drive to Washington 36 where Daluiso's 54-yard field-goal attempt is no good. Redskins drive to Washington 45 where Hostetler's pass intercepted by Sparks at New York 49. Giants drive to Washington 36 where Maynard punts 36 yards for a touchback. Redskins drive to New York 36 where Blanton's 54-yard field-goal attempt is no good. Giants drive to New York 45 where Kanell's pass intercepted by Patton who laterals to Pounds who returns 11 yards to Washington 24 as time expires.

Nov. 30, 1997—Pittsburgh Steelers 26, Arizona Cardinals 20, at Arizona; Cardinals win toss. K. Williams returns kickoff 11 yards to Arizona 23. Cardinals drive to Arizona 18 where Feagles punts 43 yards. Hawkins returns punt 9 yards to Pittsburgh 48. Steelers drive to Arizona 10 where Bettis scores on a 10-yard touchdown run at 5:34.

Dec. 13, 1997—Pittsburgh 24, New England 21, at New England; Steelers win toss. Coleman returns kickoff 19 yards to Pittsburgh 26. Steelers drive to New England 13 where Johnson kicks a 31-yard field goal at 4:43.

Sept. 6, 1998—San Francisco 49ers 36, New York Jets 30, at San Francisco; Jets win toss. Richey's kickoff is a touchback. Jets drive to New York 11. Gallery punts 48 yards. McQuarters returns to New York 43. 49ers drive to New York 44. Howard punts 23 yards to New York 21. Johnson calls fair catch. Jets drive to New York 47. Gallery's 49-yard punt downed at San Francisco 4. Hearst runs for a 96-yard touchdown at 4:08.

Sept. 13, 1998—Cincinnati Bengals 34, Detroit Lions 28, at Detroit; Lions win toss. Johnson's kickoff is a touchback. Lions drive to Detroit 47 where Mitchell's pass is intercepted by Sawyer and returned for a 58-yard touchdown at 2:06.

Sept. 27, 1998—New Orleans Saints 19, Indianapolis Colts 13, at Indianapolis; Saints win toss. Gardocki's kickoff is returned by Ismail to New Orleans 28. Saints drive to New Orleans 30. Royals punts 64 yards. Poole returns to Indianapolis 12. Colts drive to Indianapolis 20. Gardocki punts 58 yards. Hastings returns to New Orleans 29. Saints drive to New Orleans 32. Royals punts 59 yards. Punt downed at Indianapolis 9. Colts drive to Indianapolis 44 where Manning's pass is intercepted by Drakeford and returned to Indianapolis 36. Saints drive to Indianapolis 33. Wuerffel throws 33-yard touchdown pass to Cleeland at 6:10.

Oct. 25, 1998—Miami Dolphins 12, New England Patriots 9, at Miami; Dolphins win toss. Vinatieri's kickoff is returned by Avery to Miami 15. Dolphins drive to New England 26 where Mare kicks 43-yard field goal at 4:36.

+Nov. 26, 1998—Detroit Lions 19, Pittsburgh Steelers 16, at Detroit; Lions win toss. Johnson's kickoff is returned by Fair to Detroit 35. Lions drive to Pittsburgh 24 where Hanson kicks 42-yard field goal at 2:52.

Dec. 6, 1998—San Francisco 49ers 31, Carolina Panthers 28, at Carolina; Panthers win toss. Richey's kickoff is returned by Floyd to Carolina 36. Panthers drive to Carolina 38 where Beuerlein's fumble is recovered by Doleman at Carolina 30. 49ers drive to Carolina 5 where Richey kicks 23-yard field goal at 4:16.

Dec. 13, 1998—Arizona Cardinals 20, Philadelphia Eagles 17, at Philadelphia; Cardinals win toss. Boniol's kickoff is returned by Metcalf to Arizona 28. Cardinals drive to Philadelphia 15 where Jacke kicks 32-yard field goal at 4:30.

Sept. 12, 1999—Dallas Cowboys 41, Washington Redskins 35, at Washington; Redskins win toss. Gowin's kickoff is returned by B. Mitchell to Washington 24. Redskins drive to Washington 47. M. Turk punts 48 yards. Punt downed at Dallas 5. Cowboys drive to Dallas 24. Aikman passes 76-yard touchdown to R. Ismail at 4:09.

Oct. 3, 1999—Baltimore Ravens 19, Atlanta Falcons 13, at Atlanta; Falcons win toss. Stover's kickoff is returned by Oliver to Atlanta 18. Falcons drive to Atlanta 23. Stryzinski punts 41 yards, out of bounds at Baltimore 36. Baltimore drives to Baltimore 46. Case passes 54-yard touchdown to Armour at 2:29.

Oct. 31, 1999—New York Giants 23, Philadelphia Eagles 17, at Philadelphia; Giants win toss. Akers' kickoff is returned by Levinston to New York 27. New York drives to Giants 31. Maynard punts 43 yards to Philadelphia 26. Rossum returns to Eagles 28. Pederson drives to New York 45. Pederson's pass is intercepted by Strahan at Philadelphia 44. Giants' Peter batted ball up in the air as Pederson backpedaled. Strahan for 44 yards and touchdown at 4:24.

Nov. 14, 1999—Minnesota Vikings 27, Chicago Bears 24, at Chicago; Vikings win toss. Boniol kicks to Minnesota 2. Williams touchback. Minnesota starts from own 20. George's pass is intercepted by Harris at Minnesota 29 for -1 yard. Chicago starts at Minnesota 29 and moves to Minnesota 23. Boniol's 41-yard field goal is no good. Minnesota starts from own 31 and drives to Chicago 20. Anderson kicks 38-yard field goal at 9:02.

Nov. 21, 1999—Chicago Bears 23, San Diego Chargers 20, at San Diego; Bears win toss. Chicago starts from own 22. Miller completes four consecutive passes and Bears drive to San Diego 22. Enis rushes twice to San Diego 19. Boniol kicks 36-yard field goal at 4:58.

*** Nov. 22, 1999—Denver Broncos 27, Oakland Raiders 21**, at Denver; Broncos win toss. Denver starts from own 33 and drives to Broncos' 35. Rouen punts 46 yards to Oakland 19. Oakland starts at own 19 and drives to Raiders' 25. Gannon fumbles and Broncos' Pryce recovers at Oakland 25. Denver running back Gary scores on 24-yard run at 2:40.

Nov. 28, 1999—Washington Redskins 20, Philadelphia Eagles 17, at Washington; Redskins win toss. Akers' kickoff is returned by Thrash for 48 yards to Philadelphia 46. Johnson completes 20-yard pass to Connell to Philadelphia 26. Johnson completes 9-yard pass to Mitchell to Philadelphia 9. Mitchell runs for seven yards to Philadelphia 2. On third down, Washington attempts field goal from Philadelphia 2. Johnson fumbles and recovers at Philadelphia 9. Conway kicks 27-yard field goal at 4:34.

Dec. 19, 1999—Denver Broncos 36, Seattle Seahawks 30, at Denver; Broncos win toss. Peterson kicks to Denver 8. Watson returns kick to Denver 27 for 19 yards. Broncos do not convert a first down. Rouen punts 46 yards, out of bounds at Seattle 25. Kitna passes to Dawkins for 17 yards at Seattle 47. Watters runs for 6 yards to Denver 47. Kitna sacked for 11-yard loss by Crockett. Kitna fumbles, forced by Crockett, recovered by Cadrez at Seattle 37. Cadrez for 37 yards and touchdown at 2:34.

Dec. 26, 1999—Buffalo Bills 13, New England Patriots 10, at New England; Patriots win toss. New England's Vinatieri misses 44-yard field goal from Buffalo 26. Buffalo takes over at Bills 34. Flutie passes to Moulds to New England 21 for 17 yards. Moulds fumbles, recovered by Bruschi at Patriots 21. New England drives to own 34. Johnson punts from New England 34 to Buffalo 42. Flutie passes to Price for 7 yards to New England 44. Flutie passes to Moulds for 11 yards to New England 27. Thomas runs for 9 yards to New England 6. Christie kicks 23-yard field goal at 13:12.

#Dec. 26, 1999—Washington Redskins 26, San Francisco 49ers 20, at San Francisco; Redskins win toss. Richey kicks to Washington 9, Thrash returns 13 yards to Washington 22. Johnson passes to Hicks for 25 yards to Washington 47. Centers runs for 12 yards to San Francisco 33. Johnson passes to Centers for 33 yards and

OVERTIME GAMES

touchdown at 2:00.

Jan. 2, 2000—Oakland Raiders 41, Kansas City Chiefs 38, at Kansas City; Raiders win toss. Baker kicks 69 yards from Kansas City 30 to Oakland 1 and out of bounds. Oakland starts at Raiders 40. Gannon passes to Dudley for 21 yards to Kansas City 40. Gannon passes to Brown at Kansas City 16 for 24 yards. Crockett runs to Kansas City 15 for 1 yard. Nedney kicks 33-yard field goal at 3:13.

Sept. 10, 2000—Tennessee Titans 17, Kansas City Chiefs 14, at Tennessee; Titans win toss. Mason returns kickoff 28 yards to Tennessee 29. Face-mask penalty on Kansas City, 5 yards, enforced at 29. Titans drive to Kansas City 18 where Del Greco kicks 36-yard field goal at 2:58.

Oct. 1, 2000—Dallas Cowboys 16, Carolina Panthers 13, at Carolina; Cowboys win toss. Tucker returns kickoff 20 yards to Dallas 26. Dallas drives to Carolina 6 where Seder kicks 24-yard field goal at 3:52.

Oct. 1, 2000—Washington Redskins 20, Tampa Bay Buccaneers 17, at Washington; Redskins win toss. Thrash returns kickoff 32 yards to Washington 30. Washington gains five yards where Barnhardt punts 52 yards to Tampa Bay 13. Green returns for one yard to Tampa Bay 14. Buccaneers gain one yard to Tampa Bay 15 where Royals punts 50 yards to Washington 35. Sanders returns punt 57 yards to Tampa Bay 8. Davis rushes three times and gets to Tampa Bay 2 where Husted kicks 20-yard field goal at 4:09.

Oct. 8, 2000—Oakland Raiders 34, San Francisco 49ers 28, at San Francisco; Raiders win toss. Dunn returns kickoff 20 yards to Oakland 19. Raiders drive to San Francisco 17 where Janikowski misses 35-yard field-goal attempt wide right. San Francisco drives to Oakland 11 where Richey's 29-yard field-goal attempt is blocked by Dorsett. Raiders recover at Oakland 16. Oakland drives to San Francisco 31 where Gannon passes to Brown for 31-yard touchdown at 10:15.

Oct. 15, 2000—Buffalo Bills 27, San Diego Chargers 24, at Buffalo; Bills win toss. Bills drive to Buffalo 47. Mohr punts 42 yards to San Diego 11. Chargers drive to San Diego 38 where Harbaugh is intercepted at Buffalo 41. Flutie in for injured Johnson. Bills drive to San Diego 28. Christie kicks 46-yard field goal at 8:26.

* **Oct. 23, 2000—New York Jets 40, Miami Dolphins 37**, at New York; Dolphins win toss. Marion returns kickoff 31 yards to Miami 37. Fielder is intercepted at Miami 46 by Coleman, who returns ball to 39 where he fumbles. Gadsden recovers ball for Dolphins and runs out of bounds at Miami 34. Dolphins drive to New York 43 where Fiedler is intercepted again by Coleman at the Jets 34. Jets drive to Miami 23 where Hall kicks 40-yard field goal at 6:47.

Oct. 29, 2000—Jacksonville 23, Dallas Cowboys 17, at Dallas; Jaguars win toss. Stith returns kickoff 24 yards to Jacksonville 34. Jaguars drive to Dallas 37 where Brunell passes to Whitted for a 37-yard touchdown at 3:02.

Nov. 5, 2000—Buffalo Bills 16, New England Patriots 13, at New England; Patriots win toss. Faulk returns kickoff 38 yards to New England 43. Penalty on New England for offensive holding, 10 yards, enforced at New England 33. Patriots lose one yard on three plays. Johnson punts 43 yards to Buffalo 35. Bills drive to New England 13 where Christie kicks 32-yard field goal at 4:21.

Nov. 5, 2000—Philadelphia Eagles 16, Dallas Cowboys 13, at Philadelphia; Eagles win toss. Mitchell returns kickoff 30 yards to Philadelphia 34. Eagles drive to Dallas 36 where McNabb is intercepted by Wortham at Dallas 30. Wortham returns interception to Dallas 31. Cowboys drive to Dallas 48 where Thomas fumbles. Recovered by Hauck at Dallas 48. Eagles drive to Dallas 13 where Akers kicks 32-yard field goal at 7:52.

* **Nov. 6, 2000—Green Bay Packers 26, Minnesota Vikings 20**, at Green Bay; Packers win toss. Rossum returns kickoff 13 yards to Green Bay 18. Packers drive to Minnesota 43 where Favre passes to Freeman for a 43-yard touchdown at 3:27.

Nov. 12, 2000—Philadelphia Eagles 26, Pittsburgh Steelers 23, at Pittsburgh; Eagles win toss. Mitchell returns kickoff 24 yards to Philadelphia 37. Eagles drive to Pittsburgh 24 where Akers kicks 42-yard field goal at 4:09.

Dec. 17, 2000—New England Patriots 13, Buffalo Bills 10, at Buf-

falo; Bills win toss and elect to defend the South goal. Patriots elect to receive. Jackson returns kickoff 38 yards to New England 48. Patriots drive to Buffalo 31 where they turn the ball over on downs. Bills drive to New England 12 where Christie's 30-yard field goal attempt is blocked by Eaton. Patriots recover at New England 11. Patriots drive to Buffalo 6 where Vinatieri kicks 24-yard field goal at 14:37.

Dec. 24, 2000—Green Bay Packers 17, Tampa Bay Buccaneers 14, at Green Bay; Packers win toss. Rossum returns kickoff 29 yards to Green Bay 38. Packers drive to Tampa Bay 4 where Longwell kicks 22-yard field goal at 6:28.

Sept. 9, 2001—St. Louis Rams 20, Philadelphia Eagles 17, at Philadelphia; Eagles win toss. Wilkins' kickoff is a touchback. Eagles drive to Philadelphia 30. Landeta punts 34 yards to St. Louis 36. Rams drive to Philadelphia 8. Wilkins kicks 26-yard field goal at 7:56.

Sept. 9, 2001—San Francisco 49ers 16, Atlanta Falcons 13, at San Francisco; 49ers win toss. Feely's kickoff is a touchback. 49ers drive to Atlanta 6. Cortez kicks 24-yard field goal at 4:04.

Oct. 14, 2001—New England Patriots 29, San Diego Chargers 26, at New England; Chargers win toss. Jenkins returns kickoff 39 yards to San Diego 40. Chargers drive to San Diego 45. Bennett punts 32 yards to New England 23. Patriots drive to San Diego 26. Vinatieri kicks 44-yard field goal at 4:00.

Oct. 14, 2001—San Francisco 49ers 37, Atlanta Falcons 31, at Atlanta; 49ers win toss. Sutherland returns kickoff 24 yards to San Francisco 24. 49ers drive to Atlanta 14. Garcia fumbles, Hall recovers at Atlanta 16. Falcons drive to Atlanta 23. Mohr punts 44 yards to San Francisco 33. Garcia throws 52-yard touchdown to Owens at 8:34.

Oct. 14, 2001—Tennessee Titans 31, Tampa Bay Buccaneers 28, at Tennessee; Buccaneers win toss. D. Smith returns kickoff 17 yards to Tampa Bay 18. Buccaneers forced back to Tampa Bay 9. Royals punts 45 yards to Tennessee 46. Titans drive to Tampa Bay 32. Nedney kicks 49-yard field goal at 1:52.

Oct. 21, 2001—Washington Redskins 17, Carolina Panthers 14, at Washington; Redskins win toss. Bates returns kickoff 17 yards to Washington 14. Redskins drive to Carolina 5. Conway kicks 23-yard field goal at 1:47.

Oct. 28, 2001—Chicago Bears 37, San Francisco 49ers 31, at Chicago; 49ers win toss. Edinger's kickoff is a touchback. M. Brown intercepts Garcia pass and returns it 33 yards for touchdown at 16 seconds.

Nov. 4, 2001—Chicago 27, Cleveland Browns 21, at Chicago; Bears win toss. L. Johnson returns kickoff 31 yards to Chicago 32. Bears drive to Chicago 40. Maynard punts 52 yards to Cleveland 8. M. Brown intercepts Couch pass and returns it 16 yards for touchdown at 2:50.

Nov. 4, 2001—New York Giants 27, Dallas Cowboys 24, at New York; Cowboys win toss. Swinton returns kickoff 21 yards to Dallas 29. Cowboys drive to New York 48. Knorr punts 33 yards to New York 15. Giants drive to Dallas 24. Andersen kicks 42-yard field goal at 7:12.

Nov. 11, 2001—Pittsburgh Steelers 15, Cleveland Browns 12, at Cleveland; Steelers win toss. T. Edwards returns kickoff 21 yards to Pittsburgh 28. Steelers drive to Cleveland 14. Brown kicks 32-yard field goal at 5:22.

Nov. 18, 2001—San Francisco 49ers 25, Carolina Panthers 22, at Carolina; 49ers win toss. Sutherland returns kickoff 24 yards to San Francisco 26. 49ers drive to Carolina 8. Cortez kicks 26-yard field goal at 4:41.

Dec. 2, 2001—Arizona Cardinals 34, Oakland Raiders 31, at Oakland; Raiders win toss. Gramatica's kickoff is a touchback. Raiders drive to Oakland 40. Lechler punts 37 yards to Arizona 23. Cardinals drive to Arizona 48. Stanley punts 29 yards to Oakland 23. Woods recovers Dunn fumble on Oakland 25. Arizona drives to Oakland 18. Gramatica kicks 36-yard field goal at 7:29.

Dec. 2, 2001—Seattle Seahawks 13, San Diego Chargers 10, at Seattle; Seahawks win toss. Rogers returns kickoff 33 yards to Seattle 32. Seahawks drive to San Diego 6. Lindell kicks 24-yard field goal at 6:23.

OVERTIME GAMES

Dec. 2, 2001—Tampa Bay Buccaneers 16, Cincinnati Bengals 13, at Cincinnati; Buccaneers win toss. F. Murphy returns kickoff 20 yards to Tampa Bay 38. Buccaneers drive to Cincinnati 35. Royals punts 31 yards to Cincinnati 4. Lynch recovers Dillon fumble on Cincinnati 3. Gramatica kicks 21-yard field goal at 5:06.

Dec. 16, 2001—Kansas City Chiefs 26, Denver Broncos 23, at Kansas City; Broncos win toss. Carter returns kickoff 24 yards to Denver 41. Broncos drive to Denver 35. Rouen punts 35 yards to Kansas City 30. Chiefs drive to Denver 23. T. Peterson misses 41-yard field-goal attempt. Broncos drive to Denver 32. Rouen punts 38 yards to Kansas City 30. Chiefs drive to Denver 14. T. Peterson kicks 32-yard field goal at 9:04.

Dec. 16, 2001—New England Patriots 12, Buffalo Bills 9, at Buffalo; Bills win toss. Bryson returns kickoff 23 yards to Buffalo 28. Bills drive to Buffalo 48. Moorman punts 52 yards to end zone. Patriots drive to Buffalo 5. Vinatieri kicks 23-yard field goal at 5:45.

Dec. 30, 2001—Cincinnati Bengals 26, Pittsburgh Steelers 23, at Cincinnati; Steelers win toss. Geason returns kickoff and laterals to Logan who carries ball 9 yards to Pittsburgh 38. Steelers drive to Cincinnati 39. Miller punts 38 yards to Cincinnati 1. Bengals drive to Pittsburgh 13. Rackers kicks 31-yard field goal at 10:52.

Sept. 8, 2002—New York Jets 37, Buffalo Bills 31, at Buffalo; Jets win toss. Morton returns kickoff 96 yards for touchdown at 14 seconds.

Sept. 8, 2002—Green Bay Packers 37, Atlanta Falcons 34, at Green Bay; Packers win toss. J. Walker returns kickoff 26 yards to Green Bay 34. Packers drive to Atlanta 39. Bidwell punts 27 yards to Atlanta 12. Falcons drive to Atlanta 14. Mohr punts 46 yards to Green Bay 40. Packers drive to Atlanta 19. Longwell kicks 34-yard field goal at 9:40.

Sept. 8, 2002—New Orleans Saints 26, Tampa Bay Buccaneers 20, at Tampa Bay; Tampa Bay wins toss. Stecker returns kickoff 31 yards to Tampa Bay 42. Buccaneers drive to New Orleans 39. Tupa punts 39 yards into end zone. Saints drive to New Orleans 20. Williams returns Johnson's punt 4 yards to Tampa Bay 46. Buccaneers drive to Tampa Bay 48. Tupa punts 52 yards into end zone. Saints drive to New Orleans 41. Williams returns Johnson's punt -4 yards to Tampa Bay 6. Buccaneers drive to Tampa Bay 5. Tupa pass intercepted by Allen in Tampa Bay end zone at 12:01.

Sept. 15, 2002—Buffalo Bills 45, Minnesota Vikings 39, at Minnesota; Buffalo wins toss. Rodgers returns kickoff 22 yards to Buffalo 22. Bills drive to Buffalo 48. Moorman punts 27 yards, downed at Minnesota 25. Vikings drive to Minnesota 32. Richardson punts 45 yards. Downed at Buffalo 23. Bills drive to Minnesota 26. Hollis' 44-yard field-goal attempt is no good. Vikings take over on Minnesota 35. Drive to Minnesota 41. Richardson punts 52 yards. Returned by Rogers 16 yards to Buffalo 24. Bills drive to Minnesota 48. Bledsoe throws 48-yard pass to Price for touchdown at 10:12.

Sept. 22, 2002—Cleveland Browns 31, Tennessee Titans 28, at Tennessee; Cleveland wins toss. White returns kickoff 6 yards to Cleveland 26. Browns drive to Tennessee 15. Dawson kicks 33-yard field goal at 4:09.

Sept. 22, 2002—New England Patriots 41, Kansas City Chiefs 38, at New England; New England wins toss. Branch returns kickoff 30 yards to New England 30. Patriots drive to Kansas City 17. Vinatieri kicks 35-yard field goal at 4:36.

Sept. 29, 2002—Buffalo Bills 33, Chicago Bears 27, at Buffalo; Chicago wins toss. Johnson returns kickoff 19 yards to Chicago 20. Bears drive to Chicago 25. Maynard punts 31 yards to Buffalo 44. Fair catch by Mannely. Buffalo drives to Chicago 26. Bledsoe throws 26-yard pass to Henry for touchdown at 2:48.

Sept. 29, 2002—Pittsburgh Steelers 16, Cleveland Browns 13, at Pittsburgh; Pittsburgh wins toss. Mays returns kickoff 32 yards to Pittsburgh 32. Maddox's pass intercepted by Davis at Pittsburgh 34, returned for no gain. Cleveland drives to Pittsburgh 27. Dawson's 45-yard field-goal attempt no good, tipped at line of scrimmage by Flowers. Steelers take over at Pittsburgh 35. Steelers drive to Cleveland 6, and 24-yard field-goal attempt by Peterson blocked by McKinley, recovered by Peterson, fumbles, recovered by Fiala. Peterson's 31-yard field goal is good at 6:58.

Oct. 20, 2002—Denver Broncos 37, Kansas City Chiefs 34, at Denver; Denver wins toss. Kasper returns kickoff 15 yards to Denver 24. Broncos drive to Denver 33. Rouen punts 43 yards to Kansas City 24. Hall returns punt 13 yards to Kansas City 37. Chiefs drive to Kansas City 43. Stryzinski's punt is blocked and recovered by Burns at Kansas City 32. Denver drives to Kansas City 7. Elam's 25-yard field goal is good at 2:52.

Oct. 20, 2002—Detroit Lions 23, Chicago Bears 20, at Detroit; Detroit wins toss. Edinger's kickoff goes out of bounds at Detroit 2. Lions take over at Detroit 40. Lions drive to Chicago 30. Hanson's 48-yard field goal is good at 4:42.

Oct. 20, 2002—San Diego Chargers 27, Oakland Raiders 21, at Oakland; San Diego wins toss. Chargers start at San Diego 20 after touchback. Chargers drive to Oakland 19. Tomlinson runs 19 yards for touchdown at 3:33.

Oct. 20, 2002—Arizona Cardinals 9, Dallas Cowboys 6, at Arizona; Dallas wins toss. Swinton returns kickoff 26 yards to Dallas 24. Cowboys drive to Dallas 29. Knorr punts 45 yards to Arizona 26. Jackson returns 5 yards to Arizona 31. Cardinals drive to Dallas 38. Player punts 38 yards into end zone. Cowboys take over at Dallas 20. Cowboys drive to Arizona 49. Knorr punts 31 yards to Arizona 18. Fair catch by Jackson. Cardinals drive to Dallas 22. Gramatica's 40-yard field goal is good at 11:45.

Nov. 3, 2002—San Francisco 49ers 23, Oakland Raiders 20, at Oakland; San Francisco wins toss. Janikowski's kickoff returned to SF 22 by J. Williams. 49ers drive to Oakland 5. Cortez's 23-yard field goal at 8:41.

Nov. 10, 2002—Atlanta Falcons 34, Pittsburgh Steelers 34, at Pittsburgh; Pittsburgh wins toss. Touchback on Feely kickoff. Pittsburgh starts at own 20, drives to Atlanta 30. Peterson's 48-yard field-goal attempt blocked by Finneran. Atlanta takes over at own 47, drives to Atlanta 33. Mohr punts 47 yards to Randle El, who returns to Pittsburgh 18. Steelers drive to Atlanta 33. Miller punts 22 yards to Atlanta 12, no return. Falcons drive to Atlanta 23. Mohr punts 52 yards. Randle El returns 1 yard to Pittsburgh 26. Steelers drive to Pittsburgh 44. Maddox intercepted by Mathis at Atlanta 43. Mathis returns to Pittsburgh 44. Atlanta drives to Pittsburgh 37. Feely's 56-yard field-goal attempt blocked by Farrior. Pittsburgh takes over on own 49. Maddox pass to Burress downed at Atlanta 1 as time expires.

Nov. 17, 2002—San Diego Chargers 20, San Francisco 49ers 17, at San Diego; San Diego wins toss. Jenkins returns Cortez kickoff 39 yards to San Diego 38. Chargers drive to San Diego 38. Bennett punts 47 yards to San Francisco 15. Williams returns 9 yards to San Francisco 24. 49ers drive to San Diego 23. Cortez's 41-yard field-goal attempt is no good. San Diego takes over on San Diego 31. Chargers drive to San Francisco 22. Christie's 40-yard field goal is good at 10:49.

Nov. 24, 2002—Chicago Bears 20, Detroit Lions 17, at Chicago; Detroit wins toss. Elects to defend the north goal. Hanson kicks 72 yards. Kick returned 37 yards to Chicago 35. Chicago drives to Detroit 22. Edinger's 40-yard field-goal attempt is good at 6:02.

#Nov. 24, 2002—Indianapolis Colts 23, Denver Broncos 20, at Denver; Indianapolis wins toss. Knorr kicks 66 yards. Returned by Walters 28 yards to Indianapolis 32. Colts drive to Denver 33. Vanderjagt's 51-yard field-goal attempt is good at 5:38.

Dec. 1, 2002—Atlanta Falcons 30, Minnesota Vikings 24, at Minnesota; Minnesota wins toss. Feely kicks 60 yards. Returned by Carter 10 yards to Minnesota 20. Vikings drive to Minnesota 11. Richardson punts 47 yards to Atlanta 42. Returned by Rossum 10 yards to Minnesota 48. Falcons drive to Minnesota 46. Vick runs 46 yards for touchdown at 2:25.

Dec. 1, 2002—Tennessee Titans 32, New York Giants 29, at New York; New York wins toss. Nedney kicks 68 yards. Returned by Joyce 38 yards to New York 40. Giants drive to New York 46. Allen punts 34 yards to Tennessee 20. Fair catch by O'Leary. Titans drive to New York 20. Nedney's 38-yard field goal good at 5:00.

Dec. 1, 2002—San Diego Chargers 30, Denver Broncos 27, at San Diego; Denver wins toss. Christie kicks 65 yards. Droughns returns 27 yards to Denver 32. Broncos drive to Denver 23. Knorr

OVERTIME GAMES

punts 36 yards to San Diego 41. Fair catch by Dwight. Chargers drive to Denver 19. Christie's 38-yard field-goal attempt blocked. Denver takes over on own 27. Broncos drive to San Diego 34. Elam's 53-yard field-goal attempt is no good. San Diego takes over on own 43. Chargers drive to Denver 9. Christie's field goal is good from 27 yards at 11:59.

Dec. 8, 2002—Arizona Cardinals 23, Detroit Lions 20, at Arizona; Arizona wins toss. Hanson kicks 64 yards. Kasper returns 19 yards to Arizona 30. Cardinals drive to Detroit 24. Gramatica's 42-yard field-goal attempt is good at 4:12.

Dec. 15, 2002—Seattle Seahawks 30, Atlanta Falcons 24, at Atlanta; Atlanta wins toss. Lindell kicks 69 yards. Returned 17 yards to Atlanta 18 by Rossum. Atlanta drives to Seattle 18. Feely's 36-yard field-goal attempt wide right. Seattle takes over at own 26. Seahawks drive to Atlanta 27. Alexander runs 27 yards for a touchdown at 10:36.

Dec. 29, 2002—New York Giants 10, Philadelphia Eagles 7, at N.Y. Giants; Philadelphia wins toss. Bryant kicks 57 yards. Returned by Mitchell 32 yards to Philadelphia 45. Eagles drive to mid-field. Feeley's pass intercepted by Williams at New York 37, returned for no gain. Giants drive to Philadelphia 22. Bryant's 39-yard field-goal attempt is good at 5:10.

Dec. 29, 2002—New England Patriots 27, Miami Dolphins 24, at New England; New England wins toss. Mare kicks 68 yards out of bounds. Patriots begin at own 40. New England drives to Miami 17. Vinatieri's 35-yard field goal is good at 2:03.

Dec. 29, 2002—Seattle Seahawks 31, San Diego Chargers 28, at San Diego; Seattle wins toss. Christie kicks 64 yards. Returned by Williams 26 yards to Seattle 32. Seahawks drive to San Diego 28. Hasselbeck's pass is intercepted by Molden at San Diego 20 and returned 1 yard to the 21. Chargers drive to San Diego 12. Bennett punts 48 yards to Seattle 40. Returned by Engram 8 yards to Seattle 48. Seahawks drive to San Diego 6. Lindell's 24-yard field goal is good at 9:58.

Sept. 14, 2003—St. Louis Rams 27, San Francisco 49ers 24, at St. Louis; Rams win the toss. Harris returns kick 42 yards to St. Louis 48. Rams drive to San Francisco 10. Wilkins kicks 28-yard field goal at 1:56.

Sept. 14, 2003—Carolina Panthers 12, Tampa Bay Buccaneers 9, at Tampa Bay; Panthers win toss. Touchback. Carolina starts at own 20, drives to own 37. Sauerbrun punts 45 yards to Tampa Bay 18. Buccaneers drive to Carolina 42. Tupa punts 34 yards to Carolina 8. Smith returns punt 52 yards to Tampa Bay 40. Panthers drive to Tampa Bay 29. Kasay kicks 47-yard field goal at 11:26.

* Sept. 15, 2003—Dallas Cowboys 35, New York Giants 32, at New York; Cowboys win toss. Smith returns kickoff 21 yards to Dallas 29. Cowboys drive to Dallas 48. Gowin punts 32 yards to Giants 20. Giants drive to New York 15. Feagles punts 42 yards to Dallas 43. Cowboys drive to New York 6. Cundiff kicks 25-yard field goal at 9:04.

Sept. 21, 2003—New York Giants 24, Washington Redskins 21, at Washington; Giants win toss. Begin drive on New York 6 due to penalty on kickoff return. Giants drive to Washington 11. Bryant kicks 29-yard field goal at 4:15.

Sept. 28, 2003—Oakland Raiders 34, San Diego Chargers 31, at Oakland; Chargers win toss. Johnson returns kickoff to San Diego 24. Chargers drive to San Diego 36. Bennett punts 46 yards to Oakland 18. Raiders drive to Oakland 8. Lechler punts 49 yards to San Diego 43. Chargers drive to San Diego 39. Bennett punts to Oakland 8. Raiders drive to San Diego 28. Janikowski kicks 46-yard field goal at 9:59.

Oct. 5, 2003—Buffalo Bills 22, Cincinnati Bengals 16, at Buffalo; Bengals win toss. Begin drive on Cincinnati 20 after touchback. Bengals drive to Cincinnati 28. Harris punts 29 yards to Buffalo 43. Bills drive to Cincinnati 2. Henry scores on 2-yard touchdown run at 3:53.

* Oct. 6, 2003—Indianapolis Colts 38, Tampa Bay Buccaneers 35, at Tampa Bay; Buccaneers win toss. Barlow returns kickoff 30 yards to Tampa Bay 30. Buccaneers drive to Indianapolis 41. Tupa punts to Indianapolis 13. Colts drive to Tampa Bay 11. Vanderjagt kicks 29-yard field goal at 11:13.

Oct. 12, 2003—Carolina Panthers 23, Indianapolis Colts 20, at Indianapolis; Panthers win toss. Smart returns kickoff to Carolina 27. Panthers drive to Indianapolis 30. Kasay kicks 47-yard field goal at 5:39.

Oct. 12, 2003—Kansas City Chiefs 40, Green Bay Packers 34, at Green Bay; Chiefs win toss. Hall returns kick to Kansas City 29. Chiefs drive to Green Bay 30. Andersen misses 48-yard field goal (ball tipped at line). Packers take over possession at Green Bay 39. A. Green fumbles after eight-yard run. Chiefs recover at Kansas City 49. T. Green throws 51-yard touchdown pass to Kennison at 6:18.

Oct. 19, 2003—New England Patriots 19, Miami Dolphins 13, at Miami; Dolphins win toss. Rogers returns kickoff 24 yards to Miami 26. Dolphins drive to New England 17. Mare's 35-yard field-goal attempt no good. Patriots take over on New England 26. Patriots drive to New England 40. Walter punts to Miami 21. Returned by Rogers to Miami 30. Dolphins drive to Miami 45. Fiedler pass intercepted by Poole at New England 18. Brady passes 82 yards to Brown for touchdown at 9:15.

Oct. 26, 2003—Carolina Panthers 23, New Orleans Saints 20, at New Orleans; Saints win toss. Lewis returns kickoff 53 yards to Carolina 46. Saints drive to Carolina 37. McAllister fumbles on fourth-and-one. Panthers take over at Carolina 38 and drive to New Orleans 12. Kasay kicks 31-yard field goal at 4:36.

Oct. 26, 2003—Arizona Cardinals 16, San Francisco 49ers 13, at Arizona; Cardinals win toss. 49ers' Pochman kicks out of bounds. Cardinals take possession at Arizona 40 and drive to San Francisco 22. Duncan kicks 39-yard field goal at 4:59.

Nov. 2, 2003—New York Giants 31, New York Jets 28, at New York Jets; Giants win toss. Mitchell returns kick 26 yards to Giants 34. Giants drive to Jets 21. Conway misses 39-yard field-goal attempt. Jets take over on own 30. Drive to Giants 49. Stryzinski's punt returned by Mitchell two yards to Giants 18. Giants drive to own 35. Feagles' punt returned six yards by Moss to Jets 29. Jets drive to Giants 32. Brien's 51-yard field goal attempt is blocked by Allen. Giants take over on own 36, drive to Jets 11. Conway kicks 29-yard field goal at 14:56.

Nov. 9, 2003—New York Jets 27, Oakland Raiders 24, at Oakland; Jets win toss. Jordan returns kick 12 yards to New York 25. Jets drive to Oakland 21. Brien kicks 38-yard field goal at 5:56.

Nov. 16, 2003—Miami Dolphins 9, Baltimore Ravens 6, at Miami; Dolphins win toss. Dolphins start at Miami 20 after touchback, drive to Baltimore 45. Turk punts 36 yards to Baltimore 9. Ravens drive to Baltimore 36. Lewis fumbles, recovered by Dolphins' Thomas. Dolphins drive to Baltimore 25. Mare kicks 43-yard field goal at 6:12.

Nov. 16, 2003—New Orleans Saints 23, Atlanta Falcons 20, at New Orleans; Saints win toss. Lewis returns kick 39 yards to New Orleans 38. Saints drive to New Orleans 40. McAllister fumbles on Atlanta 2 after 58-yard run. Ball recovered by Falcons' Stewart for touchback. Falcons drive to New Orleans 37. Feely's 54-yard field-goal attempt no good. Saints take over on New Orleans 45. Drive to Atlanta 18. Carney kicks 36-yard field goal at 3:59.

Nov. 23, 2003—New England Patriots 23, Houston Texans 20, at Houston; Texans win toss, take over possession at own 13 after penalty on Hollings' return. Patriots intercept Texans at Houston 23. Patriots drive to Houston 19. Vinatieri's 37-yard field-goal attempt blocked. Texans take over at own 27, drive to New England 40. Stanley punts 31 yards to New England 9. Patriots drive to New England 4. Walter punts 31 yards to New England 35. Texans drive to New England 40. Stanley punts 26 yards to New England 14. Patriots drive to Houston 10. Vinatieri kicks 28-yard field goal at 14:19.

Nov. 23, 2003—Baltimore Ravens 44, Seattle Seahawks 41, at Baltimore; Seahawks win toss. Morris returns kick to Seattle 27. Seahawks drive to Seattle 30. Rouen punts 50 yards to Baltimore 20, returned 1 yard by Brightful to Baltimore 21. Ravens drive to Seattle 24. Stover kicks 42-yard field goal at 8:28.

Nov. 23, 2003—St. Louis Rams 30, Arizona Cardinals 27, at Arizona; Rams win toss. Harris returns kick to St. Louis 14. Rams drive to Arizona 31. Wilkins kicks 49-yard field goal at 3:38.

Dec. 7, 2003—Atlanta Falcons 20, Carolina Panthers 14, at Atlanta; Panthers win toss. Smart returns kickoff 19 yards to Carolina 22.

OVERTIME GAMES

Panthers drive to Carolina 29. Delhomme's pass intercepted by Mathis at Carolina 32 and returned for touchdown at 1:19.

Dec. 14, 2003—Denver Broncos 23, Cleveland Browns 20, at Cleveland; Browns win toss, start on Cleveland 20 after touchback. Browns drive to Cleveland 17. Gardocki punts 42 yards, returned by O'Neal 6 yards to Denver 47. Broncos drive to Cleveland 7. Elam kicks 25-yard field goal at 5:10.

Dec. 21, 2003—San Francisco 49ers 31, Philadelphia Eagles 28, at Philadelphia; Eagles win toss, start on Philadelphia 21 after penalty on Thrash's return. McNabb's pass intercepted by 49ers' Parrish and returned 29 yards to Philadelphia 4. On second down, Peterson kicks 22-yard field goal at 1:05.

Dec. 28, 2003—Baltimore Ravens 13, Pittsburgh Steelers 10, at Baltimore; Steelers win toss. Mays returns kick to Pittsburgh 20. Steelers drive to Pittsburgh 27. Miller punts 43 yards, returned 6 yards by Brightful to Baltimore 36. Ravens drive to Pittsburgh 29. Stover kicks 47-yard field goal at 3:28.

Sept. 26, 2004—New Orleans Saints 28, St. Louis Rams 25, at St. Louis; Rams win the toss. Furrey returns kick 23 yards to St. Louis 32. Rams drive to own 41. Landeta punts 41 yards to New Orleans 18. Lewis returns punt 15 yards to New Orleans 33. Saints drive to St. Louis 13. Carney kicks 31-yard field goal at 7:04.

Oct. 10, 2004—Minnesota Vikings 34, Houston Texans 28, at Houston; Vikings win the toss. Burtleson returns kick 29 yards to Minnesota 30. Vikings drive to own 35. Bennett punts 47 yards to Houston 18. Houston drives to own 38. Stanley punts 43 yards to Minnesota 19. Minnesota drives to the 50. Culpepper passes to Robinson for 50-yard touchdown at 7:55.

Oct. 10, 2004—St. Louis Rams 33, Seattle Seahawks 27, at Seattle; Rams win the toss. Harris returns kick 17 yards to St. Louis 29. Rams drive to own 48. Bulger passes to McDonald for 52-yard touchdown at 3:02.

Oct. 10, 2004—San Francisco 49ers 31, Arizona Cardinals 28, at San Francisco; 49ers win the toss. Jackson returns kick 14 yards to San Francisco 39. 49ers drive to Arizona 14. Peterson kicks 32-yard field goal at 3:23.

Oct. 24, 2004—Philadelphia Eagles 34, Cleveland Browns 31, at Cleveland; Eagles win the toss. Reed returns kick 27 yards to Philadelphia 30. Eagles drive to Cleveland 37. Johnson punts 47 yards for touchback. Cleveland drives to own 47. Frost punts 30 yards to Eagles 22. Philadelphia drives to Cleveland 32. Akers kicks 50-yard field goal at 9:58.

Nov. 14, 2004—Jacksonville Jaguars 23, Detroit Lions 17, at Jacksonville; Jaguars win the toss. Lewis returns kick 17 yards to the Jacksonville 24. Jaguars drive to the Detroit 38. Garrard passes to Smith for 38-yard touchdown at 5:28.

Nov. 14, 2004—Chicago Bears 19, Tennessee Titans 17, at Tennessee; Bears win the toss. Azumah returns kick 22 yards to Chicago 26. Bears drive to own 48. Maynard punts 43 yards to Tennessee. Fair catch by Mason. Volek sacked at Tennessee 0 and fumble is recovered by Miller who is tackled in the end zone for safety at 3:17.

Nov. 14, 2004—Baltimore Ravens 20, New York Jets 17, at New York; Jets win the toss. Touchback. Jets drive to own 24. Gowin punts to Baltimore 35. Sams returns punt 9 yards to Baltimore 44. Ravens drive to own 49. Stewart punts 42 yards and ball is downed at the New York 9. Jets drive to own 16. Gowin punts 43 yards to Baltimore 41. Sams returns punt to Baltimore 44. Baltimore drives to New York 24. Stover kicks 42-yard field goal at 7:25.

Dec. 12, 2004—San Francisco 49ers 31, Arizona Cardinals 28, at Arizona; 49ers win the toss. Touchback. 49ers drive to Arizona 37. Lee punts to 34 yards and is downed at Arizona 3. Cardinals drive to own 7. Player punts 51 yards and is returned to Arizona 49. 49ers drive to own 13. Peterson kicks 31-yard field goal at 6:22.

Dec. 18, 2004—Atlanta Falcons 34, Carolina Panthers 31, at Atlanta; Panthers win the toss. Broussard returns kick 16 yards to Carolina 19. Delhomme intercepted by Beasley returns pass 30 yards to Carolina 23. Atlanta drives to Carolina 20. Feely kicks 38-yard field goal at 2:25.

Dec. 26, 2004—Indianapolis Colts 34, San Diego Chargers 31, at Indianapolis; Colts win the toss. Rhodes returns kick 17 yards to Indi-

anapolis 27. Colts drive to San Diego 17. Vanderjagt kicks 30-yard field goal at 2:47.

Jan. 2, 2005—St. Louis Rams 32, New York Jets 29, at St. Louis; Rams win the toss. Cason returns kick to St. Louis 24. Rams drive to New York 44. Stemke punts into endzone for touchback. Jets drive to own 44. Gowin punts 33 yards. Fair catch at St. Louis 23. Rams drive to own 31. Stemke punts to New York 27 and returned by McCareins two yards. Jets drive to St. Louis 35. Brien misses 53-yard field goal wide right. Rams begin drive from own 43. Rams drive to Jets 13. Wilkins kicks 31-yard field goal at 11:58.

Sept. 25, 2005—Jacksonville Jaguars 26, New York Jets 20, at New York; Jets win the toss. Miller returns kick for 29 yards to Jets 21. Mathis intercepts Pennington pass and returns to Jets 46. Rhodes intercepts Leftwich pass at Jets 12 for no return. Jets drive ends at own 1. Graham punts 44 yards. Pearman returns punt 11 yards to Jets 34. Leftwich passes to Smith for 36-yard touchdown at 6:05.

Oct. 2, 2005—Washington Redskins 20, Seattle Seahawks 17, at Washington; Redskins win the toss. Betts returns kick for 24 yards to Washington 23. Redskins drive to Seattle 22. Novak kicks a 39-yard field goal at 5:31.

Oct. 16, 2005—Jacksonville Jaguars 23, Pittsburgh Steelers 17, at Pittsburgh; Steelers win the toss. Morgan returns kick for 74 yards to Jacksonville 26. Maddox fumbles and ball is recovered by Jaguars on own 36. Jaguars drive ends on own 16. Hanson punts 48 yards. Randle El returns punt 2 yards to Pittsburgh 35. Mathis intercepts Maddox pass and returned 41 yards for a touchdown at 3:36.

Oct. 16, 2005—Dallas Cowboys 16, New York Giants 13, at Dallas; Cowboys win the toss. Thompson returns kick 23 yards to Dallas 23. Cowboys drive to Giants 26. Cortez kicks a 45-yard field goal at 3:47.

Oct. 30, 2005—Chicago Bears 19, Detroit Lions 13, at Detroit; Lions win the toss. Drummond returns kick 15 yards to Detroit 22. Lions drive to own 28. Harris punts 45 yards. Wade returns to Chicago 23 for no gain. Bears drive to own 48. Maynard punts 39 yards. Fair catch by Drummond at Detroit 13. Garcia pass intercepted by Tillman and returned 22 yards for a touchdown at 6:17.

Nov. 20, 2005—Baltimore Ravens 16, Pittsburgh Steelers 13, at Baltimore; Steelers win the toss. Colclough returns kick 16 yards to Pittsburgh 18. Steelers drive ends at own 36. Gardocki punts 27 yards. Ball downed at Baltimore 37. Ravens drive to own 39. Zastudil punts 26 yards. Ball downed at Pittsburgh 35. Steelers drive ends at own 33. Gardocki punts 37 yards. Sams returns punt 14 yards to Baltimore 44. Ravens drive to Pittsburgh 26. Stover kicks 44-yard field goal at 10:51.

+ Nov. 24, 2005—Denver Broncos 24, Dallas Cowboys 21, at Dallas; Broncos win the toss. Da. Williams returns kick 27 yards to own 32. Broncos drive to Dallas 7. Elam kicks 24-yard field goal at 1:11.

Nov. 27, 2005—St. Louis Rams 33, Houston Texans 27, at Houston; Texans win the toss. Touchback. Drive begins at Houston 20. Texans drive to St. Louis 47. Stanley punts 47 yards. Touchback. Drive begins at St. Louis 20. Fitzpatrick passes to Curtis for 56-yard touchdown at 6:14.

Nov. 27, 2005—San Diego Chargers 23, Washington Redskins 17, at Washington; Chargers win the toss. Sproles returns kick 22 yards to San Diego 35. Tomlinson runs 41 yards for a touchdown at 34 seconds.

Nov. 27, 2005—Seattle Seahawks 24, New York Giants 21, at Seattle; Seahawks win the toss. Scobey returns kick 24 yards to Seattle 22. Seahawks drive ends at own 13. Rouen punts 40 yards. Morton returns punt 2 yards to Giants 49. Giants drive to Seattle 36. Feely misses 54-yard field goal. Seahawks drive begins at own 44. Drive ends at Giants 46. Rouen punts 46 yards. Touchback. Drive begins at Giants 20. Seahawks drive to own 27. Feely misses 45-yard field goal. Drive begins at Seattle 35. Seahawks drive to Giants 18. Brown kicks 36-yard field goal at 12:15.

Dec. 11, 2005—Green Bay Packers 16, Detroit Lions 13, at Green Bay; Packers win the toss. Chatman returns kick 33 yards to Green Bay 35. Packers drive to Lions 11. Longwell kicks 28-yard field goal at 5:17.

Dec. 11, 2005—New York Giants 26, Philadelphia Eagles 23, at Philadelphia; Eagles win the toss. Hood returns kick 27 yards to

OVERTIME GAMES

Philadelphia 33. Eagles drive ends on own 33. Landeta punts 41 yards. Morton returns punt 7 yards to Giants 33. Manning pass intercepted by Dawkins at Philadelphia 37 and returned for no gain. McMahon fumbles and ball recovered by K. Allen. Fumble returned 2 yards. Giants drive begins on Philadelphia 37. Giants drive to Philadelphia 18. Feely kicks 36-yard field goal at 11:05.

Dec. 24, 2005—Tampa Bay Buccaneers 27, Atlanta Falcons 24, at Tampa Bay; Buccaneers win the toss. Shepherd returns kick 18 yards and fumbles. Ball is recovered by Falcons' Heard at Tampa Bay 18. Falcons drive to Tampa Bay 10. Peterson field goal blocked by White. Ball recovered by Kelley and returned 9 yards to Tampa Bay 31. Buccaneers drive to Atlanta 9. Bryant misses 27-yard field goal. Falcons begin drive at own 20. Falcons drive to own 46. Koenen punts 49 yards. Jones returns punt 4 yards to Tampa Bay 9. Buccaneers drive to own 47. Bidwell punts 37 yards out of bounds at Atlanta 16. Falcons drive to Atlanta 24. Koenen punts 53 yards. Jones returns punt 28 yards to Atlanta 49. Buccaneers drive to Atlanta 23. Bryant kicks 41-yard field goal at 14:45.

Jan. 1, 2006—San Francisco 49ers 20, Houston Texans 17, at San Francisco; 49ers win the toss. Amey returns kick 15 yards to San Francisco 21. 49ers drive to own 30. Lee punts 39 yards. Ball downed at Houston 31. Texans drive to San Francisco 44. Stanley punts 39 yards. Ball downed at San Francisco 5. 49ers drive to own 49. Lee punts 47 yards. Ball downed at Houston 4. Banks pass intercepted by Adams and laterals to Emanuel. Ball returned 35 yards to Houston 21. 49ers drive to Houston 15. Nedney kicks 31-yard field goal at 11:08.

Sept. 17, 2006—Minnesota Vikings 16, Carolina Panthers 13, at Minnesota; Panthers win toss. D. Williams returns kick for 19 yards. Drive begins at Panthers 18. Drive ends on Panthers 33. Baker punts 57 yards. M. Moore returns kick 11 yards. Drive begins at Vikings 21. Longwell kicks 19-yard field goal at 7:25.

Sept. 17, 2006—New York Giants 30, Philadelphia Eagles 24, at Philadelphia; Giants win toss. Morton returns kick 23 yards. Drive begins at Giants 20. Drive ends at Giants 32. Feagles punts 38 yards. Wynn returns kick 14 yards. Drive begins at Eagles 44. Drive ends at Eagles 36. D. Johnson punts for 49 yards. Morton fair catch. Drive begins at Giants 15. Manning completes 31-yard touchdown pass to Burrell at 3:11.

Sept. 17, 2006—Denver Broncos 9, Kansas City Chiefs 6, at Denver; Broncos win toss. Cobbs muffs kick and recovers for no gain. Drive begins at Broncos 16. Elam kicks 39-yard field goal at 9:50.

Oct. 1, 2006—Washington Redskins 36, Jacksonville Jaguars 30, at Washington; Redskins win toss. Cartwright returns kick for 22 yards. Drive begins at Redskins 20. Brunell completes 68-yard touchdown pass to Moss at 13:11.

Oct. 22, 2006—Atlanta Falcons 41, Pittsburgh Steelers 38, at Atlanta; Falcons win toss. Rossum returns kick for 23 yards. Drive begins at Falcons 21. Andersen kicks 32-yard field goal at 8:04.

Dec. 3, 2006—Cleveland Browns 31, Kansas City Chiefs 28, at Cleveland; Chiefs win toss. Hall returns kick for 21 yards. Drive begins at Chiefs 20. Drive ends at Chiefs 41. Colquitt punts 42 yards. Northcutt returns punt 5 yards. Drive begins at Browns 22. Dawson kicks 33-yard field goal at 7:25.

Dec. 10, 2006—Tennessee Titans 26, Houston Texans 20, at Houston; Titans win toss. Jones returns kick 36 yards. Drive begins at Texans 43. Young runs for 39-yard touchdown at 11:14.

Dec. 17, 2006—Chicago Bears 34, Tampa Bay Buccaneers 31, at Chicago; Buccaneers win toss. Touchback. Drive begins at Buccaneers 20. Rattay fumbles. Bears recover at Buccaneers 22. Gould misses 37-yard field goal. Drive begins at Buccaneers 27. Bidwell punts 45 yards. Hester returns punt 8 yards and fumbles out of bounds. Drive begins at Bears 29. Maynard punts 47 yards. Drive begins at Buccaneers 2. Bidwell punts 48 yards. Hester returns punt 4 yards. Drive begins at 50-yard line. Gould kicks 25-yard field goal at 3:37.

Dec. 24, 2006—St. Louis Rams 37, Washington Redskins 31, at St. Louis; Rams win toss. Ponder returns kickoff 20 yards. Drive begins at Rams 20. Turk punts 44 yards. Drive begins at Redskins 6. Frost punts 57 yards. McDonald returns punt 33 yards. Drive

begins at Redskins 39. Jackson runs for 21-yard touchdown at 8:27.

Dec. 31, 2006—Pittsburgh Steelers 23, Cincinnati Bengals 17, at Cincinnati; Steelers win toss. Holmes returns kickoff 24 yards. Drive begins at Steelers 22. Roethlisberger completes 67-yard touchdown to Holmes at 13:27.

Dec. 31, 2006—San Francisco 49ers 26, Denver Broncos 23, at Denver; Broncos win the toss. Morgan returns kickoff 28 yards. Drive begins at Broncos 27. Ernster punts 46 yards. Leach fair catch. Drive begins at 49ers 12. Lee punts 33 yards. Kircus fair catch. Drive begins at Broncos 11. Ernster punts 54 yards. B. Williams returns punt 12 yards. Drive begins at 49ers 39. Nedney kicks 36-yard field goal at 1:56.

Sept. 9, 2007—Washington Redskins 16, Miami Dolphins 13, at Washington; Redskins win toss. Touchback. Redskins drive to Miami 32. Suisham kicks 39-yard field goal at 9:24.

Sept. 16, 2007—Denver Broncos 23, Oakland Raiders 20, at Denver; Broncos win toss. Touchback. Drive ends at Denver 28. Sauerbrun punts 51 yards. Higgins returns punt 6 yards to Oakland 27. Janikowski misses 52-yard field goal. Drive begins at Denver 42. Elam kicks 23-yard field goal at 5:48.

Sept. 16, 2007—Detroit Lions 20, Minnesota Vikings 17, at Detroit; Vikings win toss. Touchback. Bollinger fumbles. Ball recovered by Lions' Rogers at 50. Hanson kicks 37-yard field goal at 8:55.

* Oct. 29, 2007—Green Bay Packers 19, Denver Broncos 13, at Denver; Packers win toss. Bodiford returns kick 19 yards to Green Bay 18. Favre completes 82-yard touchdown pass to G. Jennings at 14:44.

Nov. 4, 2007—Cleveland Browns 33, Seattle Seahawks 30, at Cleveland; Seahawks win toss. Burleson returns kick 21 yards to own 30. Drive ends at Cleveland 44 with turnover on downs. Drive begins at Browns 44. Dawson kicks 25-yard field goal at 10:03.

Nov. 4, 2007—Washington Redskins 23, New York Jets 20, at New York; Jets win toss. L. Washington returns kick 20 yards to own 29. Offensive holding penalty pushes New York back to own 19 during return. Drive ends on Washington 39. Graham punts 29 yards. Fair catch. Drive begins on Redskins 10. Suisham kicks 46-yard field goal at 7:43.

Nov. 18, 2007—Cleveland Browns 33, Baltimore Ravens 30, at Baltimore; Browns win toss. Cribbs returns kick 41 yards to Cleveland 41. Dawson kicks 33-yard field goal at 9:10.

Nov. 18, 2007—New York Jets 19, Pittsburgh Steelers 16, at New York; Jets win toss. L. Washington returns kick 12 yards to own 31. Drive ends on New York 38. Graham punts 48 yards. Rossum returns punt 4 yards to own 18. Drive ends on Pittsburgh 20. Sepulveda punts 39 yards. L. Washington returns punt 33 yards to Pittsburgh 26. Nugent kicks 38-yard field goal at 9:57.

Nov. 25, 2007—San Francisco 49ers 37, Arizona Cardinals 31, at Arizona; Cardinals win toss. Breaston returns kick 20 yards to own 21. Drive ends on San Francisco 49. Barr punts 17 yards out of bounds to 49ers' 32. Drive ends on San Francisco 35. Lee punts 49 yards. Illegal block above the waist penalty during Breaston return puts Arizona on own 8. Rackers misses 32-yard field goal. Drive begins on San Francisco 22 and ends at 49ers' 39. Lee punts 59 yards. Illegal block above the waist during Breaston return puts Arizona on own 3. Warner sacked at own 0 and fumbles. Recovered by 49ers' Banta-Cain in end zone for touchdown at 4:56.

Nov. 25, 2007—Chicago Bears 37, Denver Broncos 34, at Chicago; Bears win toss. Hester returns kick 4 yards to Chicago 24. Gould kicks 39-yard field goal at 11:19.

Dec. 9, 2007—San Diego Chargers 23, Tennessee Titans 17, at Tennessee; Chargers win toss. Touchback. Drive ends on San Diego 47. Scifres punts 51 yards. Downed at Tennessee 2. Drive ends on Titans' 5. Hentrich punts 57 yards. C. Davis returns punt 14 yards to Tennessee 48. Tomlinson scores on 16-yard touchdown run at 7:29.

Dec. 16, 2007—Miami Dolphins 22, Baltimore Ravens 16, at Miami; Ravens win toss. Touchback. Drive ends as Stover misses 44-yard field goal. Drive begins on Dolphins' 34. Camarillo scores on 64-yard touchdown pass from Lemon at 8:14.

Dec. 23, 2007—Arizona Cardinals 30, Atlanta Falcons 27, at Arizona; Cardinals win toss. Breaston returns kick 25 yards to Arizona

OVERTIME GAMES

29. Rackers kicks 31-yard field goal at 9:30.

Dec. 30, 2007—New York Jets 13, Kansas City Chiefs 10, at New York; Jets win toss. L. Washington returns kick 21 yards to New York 30. Nugent kicks 43-yard field goal at 9:47.

Dec. 30, 2007—Denver Broncos 22, Minnesota Vikings 19, at Denver; Vikings win toss. Touchback. T. Jackson is sacked by McKinley and Winborn, forcing fumble. Ball recovered by Broncos' Dumervil at Minnesota 13. Elam kicks 30-yard field goal at 14:08.

Sept. 14, 2008—San Francisco 49ers 33, Seattle Seahawks 30, at Seattle; 49ers win toss. Touchback. Drive begins at 49ers 20. Nedney kicks 40-yard field goal at 5:40.

Sept. 21, 2008—New York Giants 26, Cincinnati Bengals 23, at New York; Giants win toss. Touchback. Drive begins on Giants 20. Drive ends on Giants 44. Feagles punts 41 yards. Chatman returns punt 10 yards. Drive begins on Bengals 25. Drive ends on Bengals 27. Larson punts 46 yards. Hixon returns punt 7 yards. Drive begins at Giants 34. Carney kicks 22-yard field goal at 7:21.

Sept. 21, 2008—Tampa Bay Buccaneers 27, Chicago Bears 24, at Chicago; Buccaneers win toss. Clayton returns kickoff 23 yards. Drive begins on Buccaneers 23. Drive ends on Bears 49. Bidwell punts 35 yards. Fair catch. Drive begins on Bears 14. Drive ends on Bears 47. Maynard punts 46 yards out of bounds. Drive begins on Buccaneers 7. Bryant kicks 21-yard field goal at 11:39.

Sept. 28, 2008—Jacksonville Jaguars 30, Houston Texans 27, at Jacksonville; Jaguars win toss. Witherspoon returns kickoff 29 yards. Drive begins on Jaguars 30. Scobee kicks 37-yard field goal at 4:35.

* Sept. 29, 2008—Pittsburgh Steelers 23, Baltimore Ravens 20, at Pittsburgh; Ravens win the toss. Figurs returns kickoff 51 yards. Penalty (offensive holding) on play. Drive begins on Ravens 15. Drive ends on Ravens 12. Koch punts 49 yards. Holmes returns punt 4 yards. Drive begins on Steelers 43. Reed kicks 46-yard field goal 7:05.

Oct. 12, 2008—Arizona Cardinals 30, Dallas Cowboys 24, at Arizona; Cowboys win toss. Austin returns kickoff 25 yards. Drive begins on Cowboys 22. Drive ends on Cowboys 15. McBriar has punt blocked by Morey. Recovered at Cowboys 3 and returned for touchdown by Beisel at 1:00. Penalty on Carpenter for ineligible man downfield is declined.

Oct. 19, 2008—Oakland Raiders 16, New York Jets 13, at Oakland; Jets win toss. L. Washington returns kickoff 23 yards. Drive begins on Jets 22. Drive ends on Jets 41. Hodges punts 39 yards. Higgins returns punt 0 yards. Drive begins on Raiders 20. Drive ends on Raiders 24. Lechler punts 55 yards. L. Washington returns punt -1 yard. Penalty on Carroll for illegal block above the waist. Penalty accepted. Drive begins on Jets 10. Drive ends on Jets 16. Hodges punts 50 yards. Higgins returns punt 11 yards. Drive begins on Raiders 45. Drive ends on Raiders 46. Lechler punts 36 yards. Downed. Drive begins on Jets 18. Drive ends on Jets 38. Hodges punts 43 yards. Fair catch. Drive begins on Raiders 19. Janikowski kicks 57-yard field goal at 13:30.

Nov. 2, 2008—Tampa Bay Buccaneers 30, Kansas City Chiefs 27, at Kansas City; Buccaneers win toss. C. Smith returns kickoff 22 yards. Drive begins on Buccaneers 26. Bryant kicks 34-yard field goal at 5:36.

Nov. 2, 2008—Tennessee Titans 19, Green Bay Packers 16, at Tennessee; Titans win toss. Carr returns kickoff 23 yards. Drive begins on Titans 22. Bironas kicks 41-yard field goal at 6:24.

Nov. 13, 2008—New York Jets 34, New England Patriots 31, at New England. Jets win toss. Touchback. Drive begins on Jets 20. Feely kicks 34-yard field goal at 8:50.

Nov. 16, 2008—Cincinnati Bengals 13, Philadelphia Eagles 13, at Cincinnati; Eagles win toss. Demps returns kickoff 20 yards. Drive begins on Eagles 23. Drive ends on Eagles 42. Rocca punts 37 yards. Houshmandzadeh returns punt 22 yards. Drive begins on Bengals 43. Drive ends on Eagles 47. Larson punts 38 yards. D. Jackson returns punt 3 yards. Drive begins on Eagles 12. Drive ends on Eagles 21. Rocca punts 34 yards out of bounds. Drive begins on Bengals 45. Drive ends on Eagles 47. Larson punts 35 yards. D. Jackson returns punt 1 yard. Drive begins on Eagles 13. Drive ends on Eagles 22. Rocca punts 37 yards. Downed. Drive

begins on Bengals 41. Graham misses 47-yard field goal. Drive begins on Eagles 37, and on the next play McNabb's long pass falls incomplete shy of the end zone as time expires.

- # Dec. 11, 2008—Chicago Bears 27, New Orleans Saints 24, at Chicago; Bears win toss. Manning returns kickoff 20 yards. Drive begins on Bears 30. Gould kicks 35-yard field goal at 3:46.
- Dec. 14, 2008—Atlanta Falcons 13, Tampa Bay Buccaneers 10, at Atlanta; Buccaneers win toss. C. Smith returns kickoff 21 yards. Drive begins on Buccaneers 21. Drive ends on Buccaneers 24. Bidwell punts 47 yards. Fair catch. Drive begins on Falcons 29. Elam kicks 34-yard field goal at 11:56.
- # Dec. 21, 2008—New York Giants 34, Carolina Panthers 28, at New York; Giants win toss. Touchback. Drive begins on Giants 20. Drive ends on Giants 26. Feagles punts 48 yards. M. Jones returns punt 13 yards. Drive begins on Panthers 39. Drive ends on Panthers 46. Baker punts 35 yards. McQuarters muffs punt and recovers at Giants 13. Drive begins on Giants 13. Jacobs runs for 2-yard touchdown at 6:03.
- * Dec. 22, 2008—Chicago Bears 20, Green Bay Packers 17, at Chicago; Bears win toss. Manning returns kickoff 24 yards. Drive begins on Bears 33. Gould kicks 38-yard field goal at 4:42.
- # **Sept. 10, 2009—Pittsburgh Steelers 13, Tennessee Titans 10**, at Pittsburgh; Steelers win toss. Logan returns kickoff 20 yards. Drive begins at Steelers 22. Reed kicks 33-yard field goal at 4:32.
- Oct. 4, 2009—Cincinnati Bengals 23, Cleveland Browns 20**, at Cleveland; Bengals win toss. Scott returns kickoff 28 yards. Drive begins on Bengals 30. Drive ends on Bengals 42. Huber punts 41 yards out of bounds. Drive begins on Browns 17. Drive ends on Browns 21. Zastudil punts 55 yards. Drive begins at Bengals 24. Drive ends at Bengals 41. Huber punts 43 yards. Drive begins on Browns 16. Drive ends on Browns 27. Zastudil punts 58 yards. Cosby returns 10 yards. Drive begins at Bengals 25. Drive ends at Bengals 31. Huber punts 49 yards. Cribbs returns 11 yards. Drive begins on Browns 31. Drive ends on Browns 49. Zastudil punts 51 yards to end zone. Drive begins on Bengals 20. Graham kicks 31-yard field goal at 14:53.
- Oct. 11, 2009—Dallas Cowboys 26, Kansas City Chiefs 20**, at Kansas City; Chiefs win toss. Charles returns kickoff 19 yards. Drive begins on Chiefs 27. Drive ends on Chiefs 46. Colquitt punts 38 yards. Fair catch. Drive begins on Cowboys 16. Drive ends on Cowboys 17. McBriar punts 41 yards. Wade returns 7 yards. Drive begins on Chiefs 49. Drive ends at midfield. Colquitt punts 29 yards. Fair catch. Drive begins on Cowboys 21. Tony Romo completes 60-yard touchdown pass to Miles Austin at 6:27.
- Oct. 11, 2009—Denver Broncos 20, New England Patriots 17**, at Denver; Broncos win toss. Touchback. Drive begins on Broncos 20. Prater kicks 41-yard field goal at 4:45.
- Oct. 18, 2009—Jacksonville Jaguars 23, St. Louis Rams 20**, at Jacksonville; Jaguars win the toss. Touchback. Drive begins on Jaguars 20. Scobee kicks 36-yard field goal at 6:56.
- Oct. 18, 2009—Buffalo 16, New York Jets 13**, at N.Y. Jets; Jets win toss. Washington returns kickoff 27 yards. Drive begins on Jets 29. Drive ends on Bills 32 as botched snap on attempted field goal results in interception by Wendling. Drive starts on Bills 35. Drive ends on Bills 38. Moorman punts 45 yards. Leonhard returns -2 yards (holding penalty on Jets). Drive starts at Jets 8. Drive ends at Jets 12. Weatherford punts 43 yards. Fair catch. Drive starts at Bills 45. Lowery intercepts Fitzpatrick's pass at Bills 47 (no return). Drive starts at Bills 47. Posluszny intercepts Sanchez's pass at Bills 39 and returns 3 yards. Drive starts at Bills 42. Lindell kicks 47-yard field goal at 12:11.
- Nov. 22, 2009—New York Giants 34, Atlanta Falcons 31**, at N.Y. Giants; Giants win toss. Hixon returns kickoff 33 yards. Drive begins on Giants 34. Tynes kicks 36-yard field goal at 3:49.
- Nov. 22, 2009—Kansas City Chiefs 27, Pittsburgh Steelers 24**, at Kansas City; Steelers win toss. Touchback. Drive begins on Steelers 20. Drive ends on Kansas City 38. Sepulveda punts 38 yards to end zone. Touchback. Drive begins on Chiefs 20. Succop kicks 22-yard field goal at 7:32.
- # **Nov. 29, 2009—Baltimore Ravens 20, Pittsburgh Steelers 17**, at

OVERTIME GAMES

Baltimore; Steelers win toss. Logan returns 17 yards. Drive begins on Steelers 23. Drive ends on Steelers 37. Sepulveda punts 46 yards. Out of bounds. Drive begins on Ravens 17. Drive ends on Ravens 17. Koch punts 38 yards. Fair catch. Drive begins on Steelers 45. Kruger intercepts Dixon's pass at Ravens 46 and returns 28 yards. Drive begins on Steelers 28. Cundiff kicks 29-yard field goal at 7:35.

Dec. 6, 2009—New Orleans Saints 33, Washington Redskins 30, at Washington; Redskins win toss. Thomas returns kickoff 23 yards. Drive begins on Redskins 20. McAlister recovers fumble by Sellers (no return). Drive begins on Redskins 37. Hartley kicks 18-yard field goal at 6:20.

Dec. 20, 2009—Tennessee Titans 27, Miami Dolphins 24, at Tennessee; Dolphins win toss. Ginn returns kickoff 23 yards. Drive begins on Dolphins 23. M. Griffin intercepts Henne's pass at Dolphins 45 and returns 3 yards. Dolphins' Camarillo penalized 15 yards for unnecessary roughness. Drive begins on Dolphins 27. Bironas kicks 46-yard field goal at 3:36.

Dec. 27, 2009—Tampa Bay Buccaneers 20, New Orleans Saints 17, at New Orleans; Buccaneers win toss. Spurlock returns kick 19 yards. Drive begins at Buccaneers 23. Barth kicks 47-yard field goal at 6:54.

* **Dec. 28, 2009—Chicago Bears 36, Minnesota Vikings 30**, at Chicago; Bears win toss. E. Bennett returns kick 22 yards. Drive begins at Bears 32. Drive ends on Vikings 35 as Gould missed 45-yard field goal attempt. Drive begins on Vikings 35. Drive ends at Vikings 21. Kluwe punts 43 yards to Bears 36. No return. Drive begins on Bears 36. Drive ends on Bears 39. Maynard punts 47 yards to Vikings 14. Reynaud returns 3 yards. Drive begins on Vikings 17. Peterson fumbles, Bears recover. Drive begins on Vikings 39. Cutler passes deep right to Aromashodu for 39-yard touchdown at 5:39.

Sept. 12, 2010—Pittsburgh Steelers 15, Atlanta Falcons 9, at Pittsburgh; Falcons win toss. Weems returns kickoff 19 yards. Drive begins on Falcons 9 after holding penalty. Drive ends on Atlanta 14. Koenen punts 36 yards. Downed on 50, where drive begins. Mendenhall rushes for 50-yard touchdown at 2:35.

Sept. 19, 2010—Houston Texans 30, Washington Redskins 27, at Washington; Texans win toss. Slaton returns kick 7 yards. Drive begins on Houston 12. Drive ends on Washington 49. Turk punts 39 yards for touchback. Drive starts Washington 20. Drive ends on Houston 34. Gano misses field goal wide right. Drive starts on Houston 42. Rackers kicks 35-yard field goal at 11:36.

Sept. 26, 2010—Atlanta Falcons 27, New Orleans Saints 24, at New Orleans; Falcons win toss. Weems returns kickoff 35 yards. Drive begins on Atlanta 39. Drive ends on Atlanta 33. Koenen punts 35 yards and Moore makes fair catch at New Orleans 32. Drive ends on Atlanta 11 as Hartley misses 29-yard field goal. Drive begins on Atlanta 20. Bryant kicks 46-yard field goal at 13:05.

Oct. 10, 2010—Washington Redskins 16, Green Bay Packers 13, at Washington; Packers win toss. Lee returns kickoff 26 yards. Drive begins on Green Bay 26. Drive ends on Green Bay 16. Masthay punts 44 yards and Banks returns it 20 yards to Washington 40. Drive ends on Washington 46. Smith punts 41 yards and Williams returns it 6 yards to Green Bay 19. Landry intercepts pass at Green Bay 39. Gano kicks 33-yard field goal at 6:54.

Oct. 17, 2010—Miami Dolphins 23, Green Bay Packers 20, at Green Bay; Dolphins win toss. Carroll returns kickoff 21 yards. Drive begins on Miami 25. Drive ends on Miami 27. Fields punts 50 yards and Williams returns it 7 yards to Green Bay 30. Illegal block above waist called. Drive starts on Green Bay 16. Drive ends on Green Bay 15. Masthay punts 37 yards and Goode makes fair catch at Miami 48. Carpenter kicks 44-yard field goal at 5:59.

Oct. 17, 2010—New England Patriots 23, Baltimore Ravens 20, at New England; Ravens win toss. Touchback. Drive begins on Baltimore 20. Drive ends on Baltimore 25. Koch punts 43 yards and Welker returns it 3 yards to New England 35. Drive ends on New England 32. Mesko punts 40 yards and Carr returns it 9 yards to Baltimore 37. Illegal block above the waist called. Drive begins on Baltimore 17. Drive ends on New England 48. Koch punts 36 yards and

Cox makes fair catch at New England 12. Drive ends on New England 16. Mesko punts 65 yards. Downed on Baltimore 19. Drive ends on Baltimore 19. Koch punts 45 yards and Cox returns it 2 yards to New England 38. Gostkowski kicks 35-yard field goal at 13:04.

Oct. 24, 2010—Baltimore Ravens 37, Buffalo Bills 34, at Baltimore; Ravens win toss. Parmele returns kickoff 32 yards. Drive begins on Baltimore 27. Drive ends on Baltimore 29. Koch punts 49 yards and Cox makes fair catch at Buffalo 22. Lewis recovers Nelson's fumble and returns it 1 yard. Drive begins on Buffalo 29 following Bills' unnecessary roughness penalty. Cundiff kicks 38-yard field goal at 4:06.

Oct. 31, 2010—Kansas City Chiefs 13, Buffalo Bills 10, at Kansas City; Bills win toss. Spiller returns kickoff 22 yards. Drive begins on Buffalo 29. Drive ends on Kansas City 40. Moorman punts 40 yards for touchback. Drive begins on Kansas City 20. Drive ends on Buffalo 49. Colquitt punts 39 yards out of bounds. Drive begins on Buffalo 10. Lindell misses 53-yard field goal. Drive begins on Kansas City 43. Succop misses 39-yard field goal. Drive begins on Buffalo 29. Moorman punts 26 yards out of bounds. Drive begins on Kansas City 31. Succop kicks 35-yard field goal at 15:00.

Nov. 7, 2010—New York Jets 23, Detroit Lions 20, at Detroit; Jets win toss. Smith returns kickoff 24 yards. Drive begins on New York 32. Folk kicks 30-yard field goal at 3:18.

Nov. 7, 2010—Minnesota Vikings 27, Arizona Cardinals 24, at Minnesota; Cardinals win toss. Stephens-Howling returns kickoff 25 yards. Drive begins on Arizona 27. Drive ends on Arizona 21. Graham punts 48 yards out of bounds. Drive begins on Minnesota 31. Longwell kicks 35-yard field goal at 5:18.

Nov. 7, 2010—Oakland Raiders 23, Kansas City Chiefs 20, at Oakland; Chiefs win toss. Arenas returns kickoff 7 yards. Drive begins on Kansas City 10. Drive ends on Kansas City 12. Colquitt punts 53 yards and Miller returns it 3 yards to Oakland 38. Janikowski kicks 33-yard field goal at 2:53.

Nov. 14, 2010—New York Jets 26, Cleveland Browns 20, at Cleveland; Jets win toss. Smith returns kickoff 19 yards. Drive begins on New York 17. Drive ends on Jets 32. Weatherford punts 37 yards and Stuckey returns it 5 yards to Cleveland 36. Stuckey catches pass from McCoy for 14 yards and fumbles. Fumble recovered by Cromartie at New York 36. Drive ends on Cleveland 29 as Folk misses 47-yard field goal. Drive begins on Cleveland 37. Drive ends on Cleveland 44. Hodges punts 47 yards and ball is downed at New York 9. Haden intercepts pass at Cleveland 3. Drive ends on Cleveland 2. Hodges punts 53 yards and Leonhard returns it 18 yards to Cleveland 37. Sanchez completes 37-yard touchdown pass to Holmes at 14:44.

Nov. 14, 2010—San Francisco 49ers 23, St. Louis Rams 20, at San Francisco; Rams win toss. Amendola returns kickoff 25 yards. Drive begins on St. Louis 30. Drive ends on St. Louis 27. Jones punts 39 yards and it is downed at San Francisco 34. Nedney kicks 29-yard field goal at 5:21.

Nov. 21, 2010—Washington Redskins 19, Tennessee Titans 16, at Tennessee; Titans win toss. Mariani returns kickoff 30 yards. Drive begins on Titans 33. Drive ends on Titans 48. Kern punts 39 yards and Banks makes fair catch at Redskins 13. Gano kicks 48-yard field goal at 6:43.

Nov. 28, 2010—Pittsburgh Steelers 19, Buffalo Bills 16, at Buffalo; Bills win toss. McKelvin returns kickoff 49 yards. Drive begins on Pittsburgh 48. Drive ends on Pittsburgh 41. Moorman punts 37 out of bounds at Pittsburgh 4. Drive ends on Pittsburgh 1. Sepulveda punts 55 yards and McKelvin returns it five yards. Drive begins on Buffalo 34. Drive ends on Pittsburgh 39. Moorman punts 39 yards for a touchback. Drive starts on Pittsburgh 20. Suisham kicks 41-yard field goal at 12:46.

Dec. 5, 2010—Dallas Cowboys 8, Indianapolis Colts 35, at Indianapolis; Colts win toss. Tryon fields kickoff for touchback. Drive begins on Indianapolis 20. Drive ends on Indianapolis 37. McAfee punts 45 yards and McCann makes fair catch at Dallas 18. Drive ends on Dallas 19. McBriar punts 65 yards and White returns it 11 yards. Drive begins on Indianapolis 27. Lee intercepts pass at Colts

OVERTIME GAMES

49 and returns it 13 yards. Drive starts at Indianapolis 36. Buehler kicks 38-yard field goal at 7:05.

* **Dec. 13, 2010—Baltimore Ravens 34, Houston Texans 28**, at Houston; Ravens win toss. D. Reed fields kickoff for touchback. Drive begins on Baltimore 20. Drive ends on Baltimore 30. Koch punts 58 yards and Cox returns it for a loss of three yards. Drive begins on Houston 9. Wilson intercepts pass at Houston 12 and returns it for a touchdown at 3:05.

Dec. 19, 2010—Detroit Lions 23, Tampa Bay Buccaneers 20, at Tampa Bay; Lions win toss. Logan returns kickoff 18 yards. Drive begins on Detroit 21. Rayner kicks 34-yard field goal at 5:09.

Dec. 26, 2010—Washington Redskins 20, Jacksonville Jaguars 17, at Jacksonville; Jaguars win toss. Karim returns kickoff seven yards. Drive begins on Jacksonville 11. Barnes intercepts pass at Jacksonville 22 and returns it eight yards. Drive begins on Jacksonville 14. Gano kicks 31-yard field goal at 2:50.

Sept. 18, 2011—Dallas Cowboys 27, San Francisco 49ers 24, at San Francisco; 49ers win toss. Touchback. Drive begins on San Francisco 20. Drive ends on San Francisco 31. Lee punts 58 yards to Dallas 11 and D. Harris returns 11 yards to Dallas 22. Bailey kicks 19-yard field goal at 2:50.

Sept. 25, 2011—Detroit Lions 26, Minnesota Vikings 23, at Minnesota; Lions win toss. Morris returns kickoff 15 yards. Drive begins on Detroit 27. Hanson kicks 32-yard field goal at 1:53.

Oct. 23, 2011—Denver Broncos 18, Miami Dolphins 15, at Miami; Dolphins win toss. Touchback. Drive begins on Miami 20. Drive ends on Miami 18. Fields punts 48 yards and Cosby returns 22 yards to Denver 45. Drive ends on Denver 47. Colquitt punts 38. Downed on Miami 15. Moore is sacked and fumbles on Miami 43. Broncos' D. Williams recovers at Miami 36. Prater kicks a 52-yard field goal at 7:31.

* **Oct. 31, 2011—Kansas City Chiefs 23, San Diego Chargers 20**, at Kansas City; Chargers win toss. Touchback. Drive begins on San Diego 20. Drive ends on San Diego 18. Scifres punts 59 yards and McCluster returns 6 yards to Kansas City 29. Illegal block above the waist called. Drive begins on Kansas City 19. Succop kicks 30-yard field goal at 5:19.

Nov. 6, 2011—Arizona Cardinals 19, St. Louis Rams 13, at Arizona; Rams win toss. Porter returns kickoff 25 yards. Drive begins on St. Louis 27. Drive ends on St. Louis 45. D. Jones punts 54 yards and Peterson returns 99 yards for touchdown at 1:30.

Nov. 13, 2011—New Orleans Saints 26, Atlanta Falcons 23, at Atlanta; Falcons win toss. Weems returns kickoff 25 yards. Drive begins on Atlanta 20. Drive ends on Atlanta 28. Boshier punts 45 yards and Sproles makes fair catch at New Orleans 27. Drive ends on New Orleans 36. Morstead punts 64 yards into end zone. Touchback. Drive begins on Atlanta 20. Drive ends on Atlanta 29. Turner stopped on fourth-and-1. Drive begins on Atlanta 29. Kasay kicks 26-yard field goal at 6:31.

Nov. 20, 2011—Dallas Cowboys 27, Washington Redskins 24, at Washington; Redskins win toss. Banks returns kickoff 23 yards. Drive begins on Washington 18. Drive ends on Dallas 34. Gano misses 52-yard field goal. Drive begins on Dallas 42. Bailey kicks 39-yard field goal at 9:13.

Nov. 27, 2011—Denver Broncos 16, San Diego Chargers 13, at San Diego; Broncos win toss. Decker returns kickoff 16 yards. Drive begins on Denver 20. Drive ends on Denver 45. Colquitt punts 47 yards to San Diego 8 and Crayton returns for no gain. Drive ends on San Diego 20. Scifres punts 49 yards to Denver 31 and Royal loses one yard on return. Drive begins on Denver 30. Drive ends on Denver 39. Colquitt punts 61 yards into end zone. Touchback. Drive begins on San Diego 20. Drive ends on Denver 35. Novak misses 53-yard field goal. Drive begins on Denver 43. Prater kicks 37-yard field goal at 14:27.

Dec. 4, 2011—Arizona Cardinals 19, Dallas Cowboys 13, at Arizona; Cardinals win toss. Touchback. Drive begins on Arizona 20. Kolb completes 52-yard touchdown pass to Stephens-Howling at 3:04.

Dec. 11, 2011—Denver Broncos 13, Chicago Bears 10, at Denver; Bears win toss. Touchback. Drive begins on Chicago 20. Barber fum-

bles on Denver 33. Broncos' Dumervil recovers at Denver 34. Prater kicks 51-yard field goal at 6:20.

Dec. 18, 2011—Arizona Cardinals 20, Cleveland Browns 17, at Arizona; Browns win toss. Touchback. Drive begins on Cleveland 20. Drive ends on Cleveland 34. Maynard punts 38 yards and Peterson returns 32 yards to Cleveland 40. Feely kicks 22-yard field goal at 3:59.

Dec. 24, 2011—Oakland Raiders 16, Kansas City Chiefs 13, at Kansas City; Raiders win toss. McCann returns kickoff 27 yards. Drive begins on Oakland 24. Janikowski kicks 36-yard field goal at 2:10.

Jan. 1, 2012—Arizona Cardinals 23, Seattle Seahawks 20, at Arizona; Seahawks win toss. Washington returns kickoff 47 yards. Drive begins on Seattle 40. Ryan punts 46 yards and Peterson returns 4 yards to Arizona 19. Feely kicks 28-yard field goal at 8:47.

Sept. 9, 2012—Minnesota Vikings 26, Jacksonville Jaguars 23, at Minnesota; Vikings win toss. Harvin returns kickoff 30 yards. Drive begins on Minnesota 25. Walsh kicks 38-yard field goal. Parmele returns kickoff 21 yards. Drive begins on Jacksonville 23. Drive ends on Jacksonville 31 at 4:54.

Sept. 23, 2012—New York Jets 23, Miami Dolphins 20, at Miami; Jets win toss. Touchback. Drive begins on Jets 20. Drive ends on Miami 45. Malone punts 35 yards and Bess makes fair catch at Miami 10. Carpenter misses 48-yard field goal. Drive begins on Jets 38. Folk kicks 33-yard field goal at 8:56.

Sept. 23, 2012—Kansas City Chiefs 27, New Orleans Saints 24, at New Orleans; Chiefs win toss. Touchback. Drive begins on Kansas City 20. Drive ends on New Orleans 46. Colquitt punts 43 yards to New Orleans 3. Drive begins on New Orleans 3. Drive ends on New Orleans 3. Morstead punts 60 yards to Kansas City 37 and Arenas returns punt 10 yards. Drive begins on Kansas City 47. Succop kicks 31-yard field goal at 8:33.

Sept. 23, 2012—Tennessee Titans 44, Detroit Lions 41, at Tennessee; Titans win toss. Reynaud returns kickoff 25 yards. Drive begins on Tennessee 20. Bironas kicks 26-yard field goal. Logan returns kickoff 23 yards. Drive begins on Detroit 22. Drive ends on Tennessee 7 at 8:25.

Sept. 30, 2012—Arizona Cardinals 24, Miami Dolphins 21, at Arizona; Cardinals win toss. Powell returns kickoff 41 yards. Drive begins on Arizona 34. Drive ends on Arizona 31. Zastudil punts 57 yards and Bess returns for 9 yards. Drive begins on Miami 21. Tannehill pass to Hartline is intercepted by Rhodes, who returns it 5 yards. Drive begins on Miami 47. Feely kicks 46-yard field goal at 6:31.

Oct. 14, 2012—Detroit Lions 26, Philadelphia Eagles 23, at Philadelphia; Eagles win toss. Boykin returns kickoff 23 yards. Drive begins on Philadelphia 25. Drive ends on Philadelphia 4. McBriar punts 57 yards and Logan returns punt 10 yards. Drive begins at 50. Hanson kicks 45-yard field goal at 4:00.

Oct. 14, 2012—Buffalo Bills 19, Arizona Cardinals 16, at Arizona; Bills win toss. Touchback. Drive begins on Buffalo 20. Drive ends on Arizona 40. Powell punts 40 yards. Touchback. Drive begins on Arizona 20. Skelton's pass to Housler is intercepted by Byrd, who returns it 29 yards. Drive begins on Arizona 6. Lindell kicks 25-yard field goal at 3:50.

Oct. 21, 2012—New England Patriots 29, New York Jets 26, at New England; Patriots win toss. McCourty returns kickoff 17 yards. Drive begins on New England 16. Gostkowski kicks 48-yard field goal. McKnight returns kickoff 19 yards. Drive begins at Jets 15. Ninkovich sacks Sanchez and recovers fumble at Jets 25 at 7:32.

Oct. 21, 2012—Oakland Raiders 26, Jacksonville Jaguars 23, at Oakland; Jaguars win toss. Thomas returns kickoff 14 yards. Drive begins on Jacksonville 19. Henne completes pass to Shorts for 8 yards, and Houston forces fumble, which is recovered by Hanson. Drive begins at Jacksonville 21. Janikowski kicks 40-yard field goal at 2:06.

Oct. 28, 2012—Indianapolis Colts 19, Tennessee Titans 13, at Tennessee; Colts win toss. Touchback. Drive begins on Indianapolis 20. Luck completes 16-yard touchdown pass to Ballard at 4:49.

Nov. 11, 2012—San Francisco 49ers 24, St. Louis Rams 24, at

OVERTIME GAMES

San Francisco; Rams win toss. Pead returns kickoff 21 yards. Drive begins on St. Louis 18. Drive ends on St. Louis 27. J. Hekker punts 45 yards and Ginn returns for 12 yards. Drive begins on San Francisco 40. Akers misses 41-yard field goal. Drive begins on St. Louis 31. Zuerlein misses 58-yard field goal. Drive begins on San Francisco 48. Drive ends on San Francisco 43. Lee punts 46 yards and Amendola returns for 3 yards. Drive begins on St. Louis 14. Bradford completes pass to Gibson for 24 yards to St. Louis 49 as time expires.

* **Nov. 12, 2012—Pittsburgh Steelers 16, Kansas City Chiefs 13**, at Pittsburgh; Chiefs win toss. Wylie returns kickoff 20 yards. Drive begins on Kansas City 15. Cassel's pass to Bowe intercepted by Timmons, who returns for 23 yards. Drive begins on Kansas City 5. Suisham kicks 23-yard field goal at 0:55.

Nov. 18, 2012—Tampa Bay Buccaneers 27, Carolina Panthers 21, at Carolina; Buccaneers win toss. Touchback. Drive begins on Tampa Bay 20. Freeman completes 15-yard touchdown pass to Clark at 4:20.

Nov. 18, 2012—Dallas Cowboys 23, Cleveland Browns 20, at Dallas; Cowboys win toss. Touchback. Drive begins on Dallas 20. Drive ends on Cleveland 41. Moorman punts 31 yards. Drive begins on Cleveland 10. Drive ends on Cleveland 16. Hodges punts 52 yards and Harris returns for 20 yards. Drive begins on Cleveland 48. Bailey kicks 38-yard field goal at 8:53.

Nov. 18, 2012—Houston Texans 43, Jacksonville Jaguars 37, at Houston; Texans win toss. Touchback. Drive begins on Houston 20. Graham kicks 25-yard field goal. Jennings returns kickoff 29 yards. Drive begins on Jacksonville 32. Scobee kicks 33-yard field goal. Touchback. Henne throws incomplete pass to Blackmon on fourth down. Drive ends on Houston 47. Schaub completes 48-yard touchdown pass to A. Johnson at 12:59.

+**Nov. 22, 2012—Houston Texans 34, Detroit Lions 31**, at Detroit; Lions win toss. Touchback. Drive begins on Detroit 20. Graham misses 51-yard field goal. Drive begins at Detroit 41. Drive ends at Houston 45. Harris punts 36 yards. Drive begins at Houston 9. Houston intercepts Schaub's pass and returns for 2 yards. Drive begins on Houston 41. Hanson misses 47-yard field goal. Drive begins on Houston 37. M. Schaub pass to J. Casey for 15 yards. M. Schaub pass to A. Johnson for 23 yards. M. Schaub pass to J. Casey for 11 yards. S. Graham kicks 32-yard field goal at 12:39.

Nov. 25, 2012—Baltimore Ravens 16, San Diego Chargers 13, at San Diego; Chargers win toss. Carr returns kickoff 25 yards. Drive begins on San Diego 16. Drive ends on 50. Scifres punts 39 yards. Drive begins on Baltimore 11. Drive ends on Baltimore 48. Koch punts 52 yards. Touchback. Drive begins on San Diego 20. Drive ends on San Diego 27. Scifres punts 63 yards and J. Jones returns for 1 yard. Drive begins on Baltimore 11. Tucker kicks 38-yard field goal at 13:53.

Dec. 2, 2012—Seattle Seahawks 23, Chicago Bears 17, at Chicago; Seahawks win toss. Touchback. Drive begins on Seattle 20. Wilson completes 13-yard touchdown pass to Rice at 7:27.

Dec. 2, 2012—St. Louis Rams 16, San Francisco 49ers 13, at St. Louis; Rams win toss. Touchback. Drive begins on St. Louis 20. Drive ends on St. Louis 33. Hekker punts 47 yards. Drive begins on San Francisco 20. Drive ends on San Francisco 28. Lee punts 60 yards and Pettis returns for 15 yards. Drive begins on St. Louis 27. Drive ends on St. Louis 36. Hekker punts 14 yards. Drive begins on 50. Akers misses 51-yard field goal. Drive begins on St. Louis 41. Zuerlein kicks 54-yard field goal at 14:34.

Dec. 9, 2012—Washington Redskins 31, Baltimore Ravens 28, at Washington; Ravens win toss. J. Jones returns kickoff 27 yards. Drive begins on Baltimore 25. Drive ends on Baltimore 32. Koch punts 56 yards and Crawford returns for 64 yards. Drive begins on Baltimore 24. Forbath kicks 34-yard field goal at 3:23.

Dec. 16, 2012—Dallas Cowboys 27, Pittsburgh Steelers 24, at Dallas; Steelers win toss. Touchback. Drive begins on Pittsburgh 20. Roethlisberger's pass intercepted by Carr, who returns returns it for 36 yards. Drive begins on Pittsburgh 1. Bailey kicks 21-yard field goal at 1:24.

Dec. 23, 2012—New Orleans Saints 34, Dallas Cowboys 31, at

Dallas; Cowboys win toss. Touchback. Drive begins on Dallas 20. Drive ends on Dallas 36. Moorman punts 46 yards and Sproles returns for 8 yards. Drive begins on New Orleans 26. Hartley kicks 20-yard field goal at 4:27.

Sept. 15, 2013—Houston Texans 30, Tennessee Titans 24, at Houston; Texans win toss. K. Martin returns kickoff 26 yards. Drive begins on Houston 22. Schaub completes 3-yard touchdown to D. Hopkins at 10:32.

Sept. 29, 2013—Seattle Seahawks 23, Houston Texans 20, at Houston; Texans win toss. Touchback. Drive begins on Houston 20. Drive ends on Houston 40. Lechler punts 60 yards. Touchback. Drive begins on Seattle 20. Drive ends on Houston 47. Ryan punts 34 yards and Martin makes fair catch at Houston 13. Drive begins on Houston 13. Drive ends on Houston 40. Lechler punts 61 yards to and Tate returns 32 yards. Drive begins on Seattle 31. Hauschka kicks 45-yard field goal at 3:23.

Oct. 13, 2013—Cincinnati Bengals 27, Buffalo Bills 24, at Buffalo; Bengals win toss. Tate returns kickoff 27 yards. Drive begins on Cincinnati 23. Drive ends on Buffalo 37. Huber punts 30 yards and McKelvin makes fair catch at Buffalo 7. Drive begins on Buffalo 7. Drive ends on Buffalo 11. Moorman punts 51 yards to Cincinnati 38 and Tate returns 29 yards. Drive begins on Buffalo 33. Nugent kicks 43-yard field goal at 6:49.

Oct. 20, 2013—New York Jets 30, New England Patriots 27, at New York; Patriots win toss. Blount returns kickoff 22 yards. Drive begins on New England 22. Drive ends on New England 38. Allen punts 62 yards. Touchback. Drive begins on New York 20. Folk kicks 42-yard field goal at 5:12.

Oct. 31, 2013—Miami Dolphins 22, Cincinnati Bengals 20, at Miami; Dolphins win toss. Touchback. Drive begins on Miami 20. Drive ends on Miami 29. Fields punts 48 yards and Tate returns 2 yards. Drive begins on Cincinnati 25. Drive ends on Miami 39. Huber punts 25 yards and Thigpen makes fair catch at Miami 14. Drive begins on Miami 14. Drive ends on Cincinnati 40. Fields punts 32 yards to Cincinnati 8. Drive begins on Cincinnati 8. Dalton sacked in end zone by Wake for safety at 6:38.

Nov. 3, 2013—Washington Redskins 30, San Diego Chargers 24, at Washington; Redskins win toss. Morgan returns kickoff 24 yards. Drive begins on Washington 22. Young rushes for 4-yard touchdown at 8:59.

Nov. 3, 2013—Seattle Seahawks 27, Tampa Bay Buccaneers 24, at Seattle; Buccaneers win toss. Touchback. Drive begins on Tampa Bay 20. Drive ends on Tampa Bay 16. Koenen punts 52 yards and Tate returns 8 yards. Drive begins on Seattle 40. Hauschka kicks 27-yard field goal at 8:16.

Nov. 10, 2013—Baltimore Ravens 20, Cincinnati Bengals 17, at Baltimore; Bengals win toss. Touchback. Drive begins on Cincinnati 20. Dalton completes pass to RB G. Bernard for -11 yards on 4th-and-2. Drive ends on Baltimore 44. Drive begins on Baltimore 44. Tucker kicks 46-yard field goal at 5:34.

Nov. 17, 2013—Chicago Bears 23, Baltimore Ravens 20, at Chicago; Ravens win toss. Touchback. Drive begins on Baltimore 20. Drive ends on Chicago 46. Koch punts 26 yards. Drive begins on Chicago 20. Gould kicks 38-yard field goal at 8:46.

Nov. 24, 2013—Minnesota Vikings 26, Green Bay Packers 26, at Green Bay; Packers win toss. Hyde returns kickoff 21 yards. Drive begins on Green Bay 21. Crosby kicks 20-yard field goal at 10:28. Patterson returns kickoff 25 yards. Drive begins on Minnesota 20. Walsh kicks 35-yard field goal. Touchback. Drive begins on Green Bay 20. Drive ends on Green Bay 21. Masthay punts 40 yards. Drive begins on Minnesota 39. Drive ends on Minnesota 44. Locke punts 46 yards. Drive begins on Green Bay 10. Drive ends on Green Bay 27. Masthay punts 39 yards. Ponder completes pass to Patterson for 21 yards to Green Bay 45 as time expires.

Nov. 24, 2013—New England Patriots 34, Denver Broncos 31, at New England; Patriots win toss and elect to defend north goal. Touchback. Drive begins on Denver 20. Drive ends on Denver 42. Colquitt punts 40 yards. Drive begins on New England 18. Drive ends on New England 37. Allen punts 51 yards and Welker returns 1 yard. Drive begins on Denver 13. Drive ends on New England 42.

OVERTIME GAMES

Colquitt punts 22 yards. Drive begins on New England 20. Drive ends on New England 43. Allen punts 42 yards. Carter muffs punt and Edner recovers for New England. Drive begins on Denver 13. Gostkowski kicks 31-yard field goal at 2:00.

Dec. 1, 2013—Minnesota Vikings 23, Chicago Bears 20, at Minnesota; Bears win toss. Ford returns kickoff 9 yards. Drive begins on Chicago 29. Drive ends on Chicago 46. Podlesh punts 32 yards. Drive begins on Minnesota 22. Walsh misses 57-yard field goal. Drive begins on Chicago 47. Gould misses 47-yard field goal. Drive begins on Minnesota 37. Walsh kicks 34-yard field goal at 1:47.

Dec. 1, 2013—Atlanta Falcons 34, Buffalo Bills 31, at Buffalo in Toronto; Bills win toss. Touchback. Drive begins on Buffalo 20. Manuel throws 22 yard pass to Chandler and W. Moore forces fumble, which is recovered by Alford. Drive begins on Buffalo 47. Bryant kicks 36-yard field goal at 12:04.

Dec. 15, 2013—Arizona Cardinals 37, Tennessee Titans 34, at Tennessee; Titans win toss. Washington returns kickoff 24 yards. Drive begins on Tennessee 24. Fitzpatrick's pass intercepted by Cason, who returns it 16 yards. Drive begins on Arizona 46. Feely kicks 41-yard field goal at 10:22.

Dec. 22, 2013—New York Giants 23, Detroit Lions 20, at Detroit; Giants win toss. Cox returns kickoff 56 yards. Drive begins on New York 49. Brown rushes for 7 yards and Fairley forces fumble, which is recovered by Young. Drive begins on Detroit 28. Martin punts 53 yards. Drive begins on New York 28. Brown kicks 45-yard field goal at 7:37.

Dec. 29, 2013—San Diego Chargers 27, Kansas City Chiefs 24, at San Diego; Chargers win toss. Touchback. Drive begins on San Diego 20. Novak kicks 36-yard field goal. Demps returns kickoff 30 yards. Drive begins on Kansas City 26. Daniel pass incomplete to A. Jenkins on fourth-and-15 at 3:25.

Sept. 7, 2014—Atlanta Falcons 37, New Orleans Saints 34, at Atlanta; Saints win toss. Touchback. Drive begins on New Orleans 20. Brees throws 13-yard pass to Colston and Moore forces fumble and recovered by Bartu. Drive begins on New Orleans 38. Bryant 52-yard field goal at 13:22.

Sept. 7, 2014—Buffalo Bills 23, Chicago Bears 20, at Chicago; Bears win toss. Touchback. Drive begins on Chicago 20. Drive ends on Chicago 36. O'Donnell punts 42 yards out of bounds at Buffalo 22. Drive begins on Buffalo 22. Spiller rushes for 13 yards. Manuel passes to Williams for 20 yards. Jackson rushes for 38 yards. Carpenter 27-yard field goal at 9:51.

Sept. 21, 2014—Seattle Seahawks 26, Denver Broncos 20, at Seattle; Seahawks win toss. Touchback. Drive begins on Seattle 20. Wilson passes to Harvin for 11 yards. Wilson passes to Kearse for 12 yards. Lynch rushes for 6-yard touchdown.

Oct. 5, 2014—New Orleans Saints 37, Tampa Bay Buccaneers 31, at New Orleans; Saints win toss. Touchback. Drive begins on New Orleans 20. Brees passes to Colston for 21 yards. Brees passes to Watson for 11 yards. Robinson rushes for 18-yard touchdown.

Oct. 5, 2014—Dallas Cowboys 20, Houston Texans 17, at Dallas; Texans win toss. Touchback. Drive begins on Houston 20. Drive ends on Dallas 48. Lechler punts for 28 yards to Dallas 20. Drive begins on Dallas 10. Murray rushes for 11 yards. Romo passes to Bryant for 37 yards. Bailey 49-yard field goal at 8:37.

Oct. 12, 2014—Carolina Panthers 37, Cincinnati Bengals 37, at Cincinnati; Bengals win toss. Touchback. Drive begins on Cincinnati 20. Dalton passes to Sanu for 15 yards. Bernard rushes for 10 yards. Nugent 42-yard field goal at 8:40. Brown returns kickoff 24 yards. Drive begins on Carolina 22. Newton passes to Olsen for 11 yards. Newton rushes for 12 yards. Gano 36-yard field goal at 2:24. Touchback. Drive begins on Cincinnati 20. Dalton passes to Wright for 24 yards. Nugent misses 36-yard field goal at 0:02.

Oct. 26, 2014—Minnesota Vikings 19, Tampa Bay Buccaneers 13, at Tampa Bay; Buccaneers win toss. Holliday returns kickoff 25 yards. Drive begins on Tampa Bay 17. Glennon passes to Seferian-Jenkins for 10 yards and Barr forces fumble and Barr recovers fumble and returns for 27-yard touchdown.

* **Oct. 27, 2014—Washington Redskins 20, Dallas Cowboys 17**, at Dallas; Redskins win toss. Touchback. Drive begins on Washington

20. McCoy passes to Garcon for 23 yards. McCoy passes to Reed for 16 yards. Forbath 40-yard field goal at 9:48. Touchback. Drive begins on Dallas 20. Romo pass incomplete to Bryant on fourth-and-three at 8:21.

Nov. 9, 2014—San Francisco 49ers 27, New Orleans Saints 24, at New Orleans; Saints win toss. Touchback. Drive begins on New Orleans 20. Brees passes to Stills for 16 yards. Drive ends on San Francisco 49. Morstead punts for 49 yards for touchback. Drive begins on San Francisco 20. Hyde rushes for 15 yards. Drive ends on San Francisco 40. Lee punts for 51 yards to New Orleans 9. Drive begins on New Orleans 9. Brees sacked by Brooks and Brooks forces fumble and Borland recovers fumble. Drive begins on New Orleans 17. Dawson 35-yard field goal at 5:18.

Dec. 7, 2014—Minnesota Vikings 30, New York Jets 24, at Minnesota; Jets win toss. Touchback. Drive begins on New York 20. Smith passes to Decker for 26 yards. Drive ends on Minnesota 43. Quigley punts for 35 yards to Minnesota 8. Drive begins on Minnesota 8. Bridgewater passes to Wright for 87-yard touchdown.

#**Dec. 20, 2014—San Diego Chargers 38, San Francisco 49ers 35**, at San Francisco; 49ers win toss. Patton returns kickoff 24 yards. Drive begins on San Francisco 30. Patton rushes for 20 yards and Weddle forces fumble and recovered by Lissemore. Drive begins on San Diego 38. Rivers passes to Royal for 11 yards. Brown rushes for 9 yards. Novak 40-yard field goal at 10:11.

Sept. 13, 2015—St. Louis Rams 34, Seattle Seahawks 31, at St. Louis; Rams win toss. B. Marquez returns kick for no gain. Drive begins on Seattle 49. N. Foles passes to S. Bailey for 22 yards. G. Zuerlein 37-yard field goal at 12:10. Touchback. Drive begins on Seattle 20. R. Wilson passes to M. Lynch for 19 yards. M. Lynch rushes for -1 yard on fourth-and-one at 9:11.

Oct. 1, 2015—Baltimore Ravens 23, Pittsburgh Steelers 20, at Pittsburgh; Steelers win toss. D. Archer returns kick for 31 yards. Drive begins on Pittsburgh 31. L. Bell rushes for 22 yards. M. Vick rushes for no gain on fourth-and-two at 12:37. Turnover on downs. Drive begins on Baltimore 39. J. Flacco pass incomplete on third down. Baltimore punts at 12:09. A. Brown returns punt for 29 yards. Drive begins on Pittsburgh 41. M. Vick passes to A. Brown for 17 yards. M. Vick pass incomplete on fourth-and-one at 9:45. Turnover on downs. Drive begins on Baltimore 33. J. Flacco passes to K. Aiken for 11 yards. J. Tucker 52-yard field goal at 5:13.

Oct. 4, 2015—Indianapolis Colts 16, Jacksonville Jaguars 13, at Indianapolis; Jaguars win toss. Touchback. Drive begins on Jacksonville 20. T. Yeldon rushed for 36 yards. B. Anger punts 30 yards. Fair catch. Drive begins on Indianapolis 16. Three-and-out. Indianapolis punts at 12:25. B. Walters returns punt for 14 yards. Drive begins on Jacksonville 39. B. Bortles passes to A. Robinson for 14 yards. J. Meyers misses 48-yard field goal at 8:18. Drive begins on Indianapolis 38. M. Hasselbeck passes to C. Fleener for 28 yards. F. Gore rushes for 22 yards. A. Vinatieri 27-yard field goal at 4:41.

Oct. 4, 2015—New Orleans Saints 26, Dallas Cowboys 20, at New Orleans; Saints win toss. Touchback. Drive begins on New Orleans 20. D. Brees pass to C.J. Spiller for an 80 yard touchdown at 14:57.

Oct. 11, 2015—Cincinnati Bengals 27, Seattle Seahawks 24, at Cincinnati; Seahawks win toss. Touchback. Drive begins on Seattle 20. R. Wilson passes to F. Jackson for 9 yards. J. Ryan punts 36 yards, out of bounds at 11:37. Drive starts on Cincinnati 26. A. Dalton passes to A. Green for 13 yards. K. Huber punts 50 yards for a touchback at 9:11. Drive begins on Seattle 20. R. Wilson passes to F. Jackson for 12 yards. J. Ryan punts 62 yards. A. Jones returns punt 19 yards at 7:14. Drive starts on Cincinnati 43. A. Dalton passes to T. Eifert for 12 yards. G. Bernard rushed for 13 yards. M. Nugent 42-yard field goal at 3:36.

Oct. 11, 2015—Atlanta Falcons 25, Washington 19, at Atlanta; Redskins win toss. Touchback. Drive starts at Redskins 20. K. Cousins passes to J. Crowder for 17 yards. K. Cousins pass intercepted by R. Alford. Returned 59 yards for a touchdown at 12:15.

Oct. 11, 2015—Cleveland Browns 33, Baltimore 30, at Baltimore; Baltimore wins toss. Kick returned by J. Ross for 20 yards. Drive starts at Baltimore 15. S. Koch punts 55 yards at 14:06. T. Benjamin returns punt 5 yards. Drive starts at Cleveland 35. J. McCown pass-

OVERTIME GAMES

es to G. Barnidge for 19 yards. T. Coons 32-yard field goal at 6:43.

Oct. 18, 2015—Denver Broncos 26, Cleveland Browns 23, at Cleveland; Denver wins the toss. Kick returned by K. Bibbs for 15 yards. Drive starts at Denver 31. P. Manning pass intercepted by B. Mingo at 14:34. Interception returned 7 yards. Drive starts at Denver 39. J. McCown sacked for a loss of 8 yards. A. Lee punts 45 yards at 11:58. Norwood muffs punt and recovers the ball at Denver 12. P. Manning passes to O. Daniels for 18 yards. C. Anderson rushes for 11 yards. B. McManus 34-yard field goal at 4:56.

Oct. 18, 2015—Detroit Lions 37, Chicago Bears 34, at Detroit; Detroit wins toss. Touchback. Drive starts at Lions 20. M. Stafford passes to C. Johnson for 13 yards. S. Martin punts 55 yards at 11:29. M. Mariani returns the punt 15 yards. Drive starts on Bears 21. J. Cutler passes to M. Bennett for 9 yards. P. O'Donnell punts 52 yards at 10:09. Fair catch. Drive starts on Lions 18. M. Stafford runs for 8 yards. S. Martin punts 60 yards at 8:13. Drive starts on Bears 22. P. O'Donnell punts 51 yards at 6:37. G. Tate returns punt 24 yards. Penalty-Illegal Block Above the Waist. Drive starts at Lions 14. M. Stafford passes to A. Abdullah for 13 yards. M. Stafford passes to C. Johnson for 57 yards. M. Prater 27-yard field goal at 2:29.

Nov. 1, 2015—Tampa Bay Buccaneers 23, Atlanta Falcons 20, at Atlanta; Tampa Bay wins toss. Touchback. Drive starts at Buccaneers 20. J. Winston passes to M. Evans for 14 yards. D. Martin rushes for 10 yards. Penalty-Defensive Pass Interference on P. Adams, 16 yards. C. Barth 31-yard field goal at 7:53. E. Weems returns kickoff 27 yards. M. Ryan passes to J. Jones for 19 yards. M. Ryan sacked by H. Jones and fumbles the ball, D. Freeman recovers the ball. M. Ryan incomplete pass to J. Hardy on fourth down at 5:44.

* **Nov. 2, 2015—Carolina Panthers 29, Indianapolis Colts 26**, at Carolina; Indianapolis wins toss. Q. Bray returns kick 45 yards. Drive starts at Indianapolis 45. A. Luck rushes for 11 yards. A. Luck passes to C. Fleener for 6 yards. A. Vinatieri 50-yard field goal at 12:04. Touchback. Drive starts at Carolina 20. C. Newton passes to G. Olsen for 19 yards. C. Newton passes to T. Ginn for 12 yards. G. Gano 42-yard field goal at 7:50. Q. Bray returns kick 34 yards. Drive starts at Indianapolis 29. A. Luck intercepted by L. Kuechly at 7:10. Drive starts at Indianapolis 39. C. Newton passes to J. Cotchery for 5 yards. G. Gano 52-yard field goal at 5:22.

Nov. 8, 2015—Tennessee 34, New Orleans Saints 28, at New Orleans. Tennessee wins toss. Touchback. Drive starts at Tennessee 20. M. Mariota passes to D. Green-Beckham for 14 yards. M. Mariota passes to C. Stevens for 24 yards. M. Mariota passes to D. Green-Beckham for 9 yards. M. Mariota passes to A. Fasano for a 5 yard touchdown at 9:50.

Nov. 8, 2015—Minnesota 21, St. Louis Rams 18, at Minnesota. Minnesota wins toss and elects to kick. Touchback. Drive starts at St. Louis 20. T. Gurley rushes for a 6 yard loss. N. Foles passes to T. Austin for no gain. J. Hekker punts 63 yards at 13:32. M. Sherels returns punt 26 yards. Drive starts at Minnesota 49. S. Hill passes to R. Ellison for 6 yards. A. Peterson rushes for 6 yards. B. Walsh, 40 yard field goal at 9:20.

Nov. 8, 2015—Philadelphia 33, Dallas Cowboys 27, at Dallas. Philadelphia wins toss. Touchback. Drive starts at Philadelphia 20. S. Bradford passes to D. Murray for 14 yards. D. Murray rushes for 20 yards. D. Murray rushes for 9 yards. S. Bradford passes to J. Matthews for a 41 yard touchdown at 10:59.

Nov. 29, 2015—Denver 30, New England Patriots 24, at Denver. New England wins toss. Touchback. Drive starts at New England 20. T. Brady sacked by V. Miller for a loss of 7. T. Brady passes incomplete to J. White. R. Allen punts 58 yards at 14:01. E. Sanders returns punt 14 yards. Drive starts at Denver 43. B. Osweiler passes to O. Daniels for 7 yards. C.J. Anderson rushes for a 48 yard touchdown at 12:32.

Dec. 6, 2015—New York Jets 23, New York Giants 20, at New York Giants. Jets win toss. A. Cromartie returns the ball 20 yards. Drive starts at Jets 26. R. Fitzpatrick passes to E. Decker for 11 yards. R. Fitzpatrick passes to B. Marshall for 13 yards. R. Fitzpatrick passes to E. Decker for 17 yards. R. Bullock 31-yard field goal at 8:45. Jets kickoff. D. Harris returns the ball 43 yards. Drive starts at the Giants

42. E. Manning passes to O. Beckham for 9 yards. E. Manning passes to O. Beckham for 20 yards. J. Brown misses a 48-yard field goal at 6:38.

Dec. 6, 2015—San Francisco 49ers 26, Chicago Bears 20, at Chicago. San Francisco wins the toss. B. Ellington returns the ball 40 yards. Drive starts at San Francisco 40. B. Gabbert passes incomplete to A. Boldin. B. Pinion punts 45 yards at 14:37. Drive starts at Chicago 15. J. Cutler passes to M. Forte for 9 yards. P. O'Donnell punts 54 yards at 13:13. Drive starts at San Francisco 29. B. Gabbert passes to T. Smith for a 71 yard touchdown at 12:50.

Dec. 24, 2015—Oakland Raiders 23, San Diego Chargers 20, at Oakland. Oakland wins the toss. Touchback. Drive starts at Oakland 20. D. Carr passes to A. Holmes for 16 yards. D. Carr passes to S. Roberts for 33 yards. S. Janikowski kicks a 31-yard field goal at 8:05. Touchback. Drive starts at San Diego 20. D. Woodhead runs for 5 yards. P. Rivers passes to D. Woodhead for 2 yards. P. Rivers incomplete pass to D. Inman, turnover on downs ends the game at 6:35.

Dec. 27, 2015—New York Jets 26, New England Patriots 20, at New York. New England wins the toss, elects to kick. Touchback. Drive starts at New York 20. R. Fitzpatrick passes to Q. Enuwa for 48 yards. R. Fitzpatrick passes to B. Marshall for 20 yards. R. Fitzpatrick passes to E. Decker for a 6 yard touchdown at 12:23.

* **Dec. 28, 2015—Denver Broncos 20, Cincinnati Bengals 17**, at Denver. Denver wins the toss. Touchback. Drive starts at Denver 20. B. Osweiler passes to O. Daniels for 12 yards. R. Hillman runs for 7 yards. B. Osweiler passes to D. Thomas for 12 yards. B. McManus kicks a 37-yard field goal at 10:00. B. Tate returns kick for 29 yards. Drive starts at the Cincinnati 33. A. McCarron fumbles, recovered by D. Ware to end the game at 9:48.

Jan. 3, 2016—San Francisco 49ers 19, St. Louis Rams 16, at San Francisco. San Francisco wins the toss. Touchback. Drive starts at San Francisco 20. B. Gabbert passes to D. Harris for 5 yards. B. Gabbert passes to V. McDonald for 24 yards. B. Pinion punts 31 yards at 12:03. No gain on the return. Drive starts at St. Louis 19. T. Mason rushes for 11 yards. C. Keenum passes to K. Britt for 18 yards. C. Keenum passes to B. Cunningham for 13 yards. G. Zuerlein 48-yard field goal attempt BLOCKED at 4:49. Recovered by J. Ward at San Francisco 8, returned 18 yards. Drive starts at San Francisco 26. B. Gabbert passes to T. Smith for 15 yards. B. Gabbert passes to Q. Patton for 33 yards. P. Dawson 23-yard field goal at 3:27.

Sept. 11, 2016—Kansas City Chiefs 33, San Diego Chargers 27, at Kansas City; Chiefs win toss. Touchback. A. Smith passes to S. Ware for 20 yards. S. Ware rushes for 13 yards. A. Smith passes to T. Kelce for 15 yards. A. Smith rushes for a 2-yard touchdown at 9:53.

Sept. 25, 2016—Miami Dolphins 30, Cleveland Browns 24, at Miami; Dolphins win toss. J. Grant returns the kickoff 27 yards. Drive begins on Mia. 22. R. Tannehill passes to D. Sims for 18 yards. M. Darr punts for 47 yards. No return. Drive begins on Cle. 9. I. Crowell rushes for 9 yards. C. Kessler passes to T. Pryor for 9 yards. C. Kessler sacked by N. Suh. B. Colquitt punts for 44 yards. J. Landry returns the punt 13 yards. Drive begins on Cle 44. R. Tannehill passes to J. Landry for 32 yards. J. Ajayi rushes for an 11-yard touchdown at 8:26.

Oct. 16, 2016—Houston Texans 26, Indianapolis Colts 23, at Houston; Colts win toss. J. Ferguson returns the kickoff 23 yards. Drive begins on Ind. 26. A. Luck passes to E. Swoope for 7 yards. F. Gore rushes for 7 yards. A. Luck sacked by B. McKinney. P. McAfee punts for 41 yards. T. Ervin returns the punt 17 yards. Drive begins on Hou. 33. B. Osweiler passes to C. Fiedorowicz for 9 yards. L. Miller rushes for 10 yards. B. Osweiler passes to J. Strong for 36 yards. N. Novack kicks a 33-yard field goal at 8:10.

Oct. 23, 2016—San Diego Chargers 33, Atlanta Falcons 30, at Atlanta; Falcons win toss. Touchback. M. Ryan passes to D. Freeman for 7 yards. M. Ryan passes to M. Sanu for 11 yards. D. Freeman rushes for a loss of a yard on fourth-and-one. Turnover on downs. Drive begins at the Atl. 43. P. Rivers passes to A. Gates for 11. M. Gordon rushes for 5 yards. J. Lambo kicks a 42-yard field goal at 9:01.

OVERTIME GAMES

#Oct. 23, 2016—Arizona Cardinals 6, Seattle Seahawks 6, at Arizona. Arizona wins toss. Touchback. C. Palmer passes to J. Nelson for 20 yards. C. Palmer passes to M. Floyd for 18 yards. C. Catanzaro kicks a 45-yard field goal at 11:23. Kickoff results in a touchback. C. Michael rushed for 10 yards. R. Wilson passes to J. Graham for 13 yards. R. Wilson passes to J. Graham for 14 yards. S. Hauschka kicks a 36-yard field goal at 6:42. Kickoff results in a touchback. C. Palmer passes to I. Momah for 27 yards. C. Palmer passes to J. Nelson for 40 yards. C. Catanzaro 24-yard field goal attempt no good. Turnover on downs. Drive begins on the Sea. 20. R. Wilson passes to J. Kearse for 31 yards. R. Wilson passes to D. Baldwin for 27 yards. S. Hauschka 28-yard field goal attempt no good. Turnover on downs. Drive begins on Ari. 20. C. Palmer passes to L. Fitzgerald for 19 yards. Time expires.

^Oct. 30, 2016—Cincinnati Bengals 27, Washington Redskins 27, at Wembley Stadium, London; Washington wins toss. Touchback. K. Cousins passes to P. Garcon for 16 yards. K. Cousins passes to C. Thompson for 13 yards. T. Way punts for 35 yards. A. Erickson returns the punt 7 yards. Drive begins on the Cin. 17. A. Dalton passes to G. Bernard for 14 yards. J. Hill rushes for 8 yards. A. Dalton rushes for 14 yards. K. Huber punts for 41 yards. No return. FC Interference penalty on D. Dennard. Drive begins on the Was. 22. K. Cousins passes to J. Reed for 14 yards. K. Cousins passes to P. Garcon for 12 yards. R. Kelley rushes for 16 yards. D. Hopkins 34-yard field goal attempt no good. Turnover on downs. Drive begins on the Cin. 24. A. Dalton passes to T. Boyd for 9 yards. Turnover-A. Dalton fumbles, recovered by A. Lanier. Drive begins on Cin. 47. K. Cousins passes to J. Reed for 8 yards. Time expires.

Oct. 30, 2016—Oakland Raiders 30, Tampa Bay Buccaneers 24, at Tampa Bay; Oakland wins toss. Touchback. D. Carr passes to M. Crabtree for 45 yards. J. Richard rushes for 5 yards. S. Janikowski 52-yard field goal attempt no good. Turnover on downs. Drive begins on TB 42. J. Winston passes to M. Evans for 5 yards. B. Anger punts for 53 yards. Touchback. D. Carr passes to M. Crabtree for 5 yards. L. Murray rushes for 19 yards. D. Carr passes to M. Crabtree for 41 yards. D. Carr passes to A. Copper for 20 yards. D. Carr sacked by J. Adjei-Barimah. D. Carr passes to C. Walford for 13 yards. D. Carr passes to M. Crabtree for 10 yards. M. King punts for 32 yards. Drive begins on Tampa Bay 11. A. Smith rushes for 5 yards, fumbles and recovers for no gain. B. Anger punts for 42 yards. Drive begins on Oakland 40. D. Carr passes to L. Murray for 12 yards. D. Carr passes to M. Crabtree for 7 yards. D. Carr passes to S. Roberts for 41-yard touchdown at 1:45.

#Oct. 30, 2016—Dallas Cowboys 29, Philadelphia Eagles 23, at Dallas; Dallas wins toss. Touchback. D. Prescott passes to T. Williams for 10 yards. D. Prescott passes to C. Beasley for 24 yards. D. Prescott passes to C. Beasley for 7 yards. E. Elliott rushes for 12 yards. D. Prescott passes to E. Elliott for 10 yards. D. Prescott passes to J. Witten for a 5-yard touchdown at 7:48.

Nov. 6, 2016—Detroit Lions 22, Minnesota Vikings 16, at Minnesota; Detroit wins toss. Drive begins on Detroit 13. M. Stafford passes to G. Tate for 8 yards. M. Stafford passes to E. Ebron for 23 yards. M. Stafford passes to G. Tate for 12 yards. T. Reddick rushes for 5 yards. M. Stafford sacked by E. Griffen. Penalty-Defensive Pass Interference on X. Rhodes, 13 yards. M. Stafford passes to G. Tate for a 28-yard touchdown at 8:21.

#Nov. 27, 2016—Kansas City Chiefs 30, Denver Broncos 27, at Denver; Denver wins toss. Touchback. D. Booker rushes for 7 yards. T. Siemian passes to D. Thomas for 11 yards. T. Siemian passes to D. Booker for 22 yards. Penalty-Defensive Pass Interference on K. Archer, 12 yards. T. Siemian sacked by T. Hali. B. McManus kicks a 44-yard field goal at 8:51. D. Thomas returns kickoff 41 yards. Drive begins on Kansas City 35. A. Smith passes to T. Hill for 5 yards. A. Smith passes to T. Kelce for 21 yards. S. Ware rushes for 7 yards. C. Santos kicks 37-yard field goal at 4:19. Touchback. T. Siemian rushes for 8 yards. D. Booker rushes for 6 yards. K. Bibbs rushes for 7 yards. T. Siemian passes to A. Derby for 10 yards. B. McManus 62-yard field goal attempt is no good. Turnover on downs. Drive begins on Denver 48. A. Smith rushes for 6 yards. A. Smith passes to T. Hill for 11 yards. A. Smith passes to T. Kelce for 16 yards. C. Santos

kicks a 34-yard field goal at :02.

Dec. 11, 2016—New York Jets 23, San Francisco 49ers 17, at San Francisco; San Francisco wins toss. Touchback. C. Kaepernick passes to G. Celek for 5 yards. C. Hyde rushes for 25 yards. C. Kaepernick passes to C. Harper for 8 yards. Turnover on downs. Drive begins on New York 37. B. Powell rushes for 8 yards. B. Petty passes to R. Anderson for 26 yards. B. Powell rushes for 9 yards. B. Powell rushes for a 19-yard touchdown at 8:35.

Dec. 24, 2016—Miami Dolphins 34, Buffalo Bills 31, at Buffalo; Buffalo wins toss. Touchback. T. Taylor passes to C. Clay for 11 yards. M. Gillislee rushes for 35 yards. T. Taylor passes to S. Watkins for 14 yards. R. Bush rushes for a loss of 8 yards. D. Carpenter 45-yard field goal is no good. Turnover on downs. Drive begins on Miami 35. J. Ajayi rushes for 9 yards. K. Drake rushes for 6 yards. M. Darr punts 41 yards. Drive starts on Buffalo 4. L. McCoy rushes for 6 yards. L. McCoy rushes for 5 yards. T. Taylor rushes for 5 yards. T. Taylor passes to C. Clay for 16 yards. T. Taylor passes to S. Watkins for 7 yards. C. Schmidt punts 44 yards. Drive begins on Miami 15. J. Ajayi rushes for 57 yards. J. Ajayi rushes for 8 yards. J. Ajayi rushes for 6 yards. A. Franks kicks a 27-yard field goal at :47.

Jan. 1, 2017—Pittsburgh Steelers 27, Cleveland Browns 24, at Pittsburgh; Cleveland wins toss. Kickoff returned 24 yards by M. Alford. Drive begins on Cleveland 19. R. Griffin passes to T. Pryor for 9 yards. R. Griffin passes to A. Hawkins for 9 yards. G. Atkinson III rushes for 11 yards. R. Griffin passes to C. Coleman for 10 yards. R. Griffin rushes for 9 yards. I. Crowell rushes for 8 yards. R. Griffin passes to C. Coleman for 11 yards. R. Griffin passes to C. Coleman for 5 yards. R. Griffin passes to A. Hawkins for a loss of 14 yards. C. Parkey kicks 34-yard field goal at 7:21. Touchback. L. Jones passes to E. Rogers for 6 yards. L. Jones passes to C. Hamilton for 11 yards. L. Jones passes to E. Rogers for 19 yards. L. Jones passes to E. Rogers for 8 yards. L. Jones passes to D. Ayers for 6 yards. L. Jones passes to C. Hamilton for 26-yard touchdown at 2:57.

Sept. 17, 2017—Arizona Cardinals 16, Indianapolis Colts 13, at Indianapolis; Indianapolis wins toss. Q. Bray returns kickoff 30 yards. Drive begins on Ind. 26. T. Mathieu interception. Drive begins on Ind. 21. P. Dawson kicks 30-yard field goal at 8:05.

Sept. 24, 2017—Chicago Bears 23, Pittsburgh Steelers 17, at Chicago; Chicago wins toss. D. Thompson returns kickoff 18 yards. Drive begins on Chi. 26. T. Cohen rushes for 36 yards. J. Howard rushes for 18 yards. J. Howard rushes for 19-yard touchdown at 8:34.

Sept. 24, 2017—Green Bay Packers 27, Cincinnati Bengals 24, at Green Bay; Cincinnati wins toss. Touchback. K. Huber punts 58 yards. Drive begins at GB 21. A. Rodgers passes to G. Allison for 72 yards. M. Crosby kicks 27-yard field goal at 6:26.

Oct. 1, 2017—New York Jets 23, Jacksonville Jaguars 20, at New York Jets; Jaguars win toss. Touchback. Defensive Pass Interference on B. Skrine. B. Nortman punts for 51 yards. Drive begins on NYJ 3. L. Edwards punts for 40 yards. Drive begins on Jax. 50. B. Nortman punts for 34 yards. Drive begins on NYJ 9. J. McCown passes to R. Anderson for 8 yards. L. Edwards punts 70 yards. Drive begins on Jax. 3. B. Nortman punts 45 yards. Drive begins on Jax. 25. C. Catanzaro kicks 41-yard field goal at :32.

Oct. 1, 2017—Arizona Cardinals 18, San Francisco 49ers 15, at Arizona; 49ers win toss. V. Bolden returns the kickoff 27 yards. Drive begins on SF 22. Defensive pass interference on P. Peterson. B. Hoyer passes to P. Garcon for 11 yards. B. Hoyer passes to T. Taylor for 8 yards. K. Juszczyk rushes for 8 yards. B. Hoyer passes to C. Hyde for 9 yards. R. Gould kicks 23-yard field goal at 2:28. Touchback. C. Palmer passes to A. Ellington for 11 yards. C. Palmer passes to A. Ellington for 11 yards. C. Palmer passes to Ja. Brown for 17 yards. C. Palmer passes to Ja. Brown for 11 yards. Defensive pass interference on J. Ward. C. Palmer passes to L. Fitzgerald for 19-yard touchdown at :38.

Oct. 8, 2017—Indianapolis Colts 26, San Francisco 49ers 23, at Indianapolis; Colts win toss. Touchback. Defensive holding penalty on R. Robinson. J. Brissett passes to D. Moncrief for 15 yards. J. Brissett passes to T. Hilton for 46 yards. R. Armstrong interception. Drive begins on SF 28. Defensive pass interference on P. Desir. B.

OVERTIME GAMES

Pinion punts 37 yards. Drive begins on Ind. 18. M. Mack rushes for 35 yards. A. Vinatieri kicks 51-yard field goal at 1:43.

Oct. 15, 2017—Chicago Bears 27, Baltimore Ravens 24, at Baltimore; Bears win toss. T. Cohen returns the kickoff 23 yards. Drive begins at Chi. 20. J. Howard rushes for 10 yards. P. O'Donnell punts 28 yards. Drive begins at Bal. 40. S. Koch punts 45 yards. Drive begins at Chi 7. J. Howard rushes for 53 yards. M. Trubisky passes to K. Wright for 18 yards. C. Barth kicks 40-yard field goal at 2:11.

Oct. 22, 2017—Tennessee Titans 12, Cleveland Browns 9, at Cleveland. Cleveland wins toss. Touchback. B. Colquitt punts 38 yards. Drive begins at Ten. 36. M. Mariota passes to D. Walker for 16 yards. B. Kern punts 44 yards. Drive begins at Cle. 20. B. Colquitt punts 53 yards. Drive begins at Cle. 49. M. Mariota passes to R. Matthews for 8 yards. R. Succop kicks 47-yard field goal at 2:00.

Nov. 12, 2017—Jacksonville Jaguars 20, Los Angeles Chargers 17, at Jacksonville; Jacksonville wins toss. C. Grant returns the kickoff 28 yards. Drive begins on Jax. 29. B. Bortles passes to L. Fournette for 8 yards. L. Fournette rushes for 1 yard. B. Nortman punts 37 yards. Drive begins at LAC 10. A. Bouye interception. Drive begins on LAC 17. J. Lambo kicks 30-yard field goal at 3:17.

Nov. 19, 2017—New Orleans Saints 34, Washington Redskins 31, at New Orleans; Washington wins toss. Touchback. T. Way punts 60 yards. Drive begins at NO 39. M. Ingram rushes for 20 yards. M. Ingram rushes for 31 yards. W. Lutz kicks 28-yard field goal at 7:28.

Nov. 19, 2017—New York Giants 12, Kansas City Chiefs 9, at New York Giants; Kansas City wins toss. A. Hunt returns the kick 18 yards. Drive begins at KC 22. A. Smith passes to R. Travis for 11 yards. D. Colquitt punts 52 yards. Drive begins at NYG 18. O. Darkwa rushes for 10 yards. E. Manning passes to T. King for 13 yards. E. Manning passes to R. Lewis for 10 yards. E. Manning passes to R. Lewis for 34 yards. A. Rosas kicks 23-yard field goal at 1:57.

Dec. 3, 2017—Green Bay Packers 26, Tampa Bay Buccaneers 20, at Green Bay; Green Bay wins toss. T. Davis returns the kick 27 yards. Drive begins at GB 28. B. Hundley rushes for 7 yards. B. Hundley rushes for 18 yards. B. Hundley passes to J. Williams for 12 yards. A. Jones rushes for 20-yard touchdown at 6:08.

Dec. 10, 2017—Buffalo Bills 13, Indianapolis Colts 7, at Buffalo; Buffalo wins toss. B. Tate returns for 10 yards. Drive begins at Buf. 24. J. Webb rushes for 12 yards. J. Webb rushes for 9 yards. C. Schmidt punts 31 yards. Drive begins at Ind. 10. F. Gore rushes for 10 yards. R. Sanchez punts 34 yards. Drive begins at Buf. 35. J. Webb passes to D. Thompson for 34 yards. L. McCoy rushes for 21-yard touchdown at 1:39.

Dec. 10, 2017—Green Bay Packers 27, Cleveland Browns 21, at Cleveland; Cleveland wins toss. Touchback. J. Jones interception. Drive begins at Cle. 42. B. Hundley passes to D. Adams for 5 yards. B. Hundley passes to D. Adams for 25-yard touchdown at 5:12.

September 9, 2018—Pittsburgh Steelers 21, Cleveland Browns 21, at Cleveland; Cleveland wins toss. Touchback. B. Colquitt punts for 49 yards. Drive begins on PIT 26. J. Berry punts for 53 yards. Drive begins on CLE 19. B. Colquitt punts for 29 yards. Drive begins on PIT 45. C. Boswell 42-yard field goal is no good, wide left. B. Colquitt punts for 52 yards. Drive begins on PIT 16. B. Roethlisberger sacked at PIT 33 for -5 yards, fumble recovery by CLE-J. Schobert at PIT 40. Z. Gonzalez 43-yard field goal is blocked.

September 16, 2018—Minnesota Vikings 29, Green Bay Packers 29, at Green Bay; Minnesota wins toss. H. Hill returns kickoff 28 yards. Drive begins on MIN 30. D. Carlson 49-yard field goal is no good, wide right. Drive begins on GB 39. J. Scott punts for 47 yards. Touchback. K. Cousins passes to A. Thielen for 25 yards. D. Carlson 35-yard field goal is no good, wide right.

September 23, 2018—New Orleans Saints 43, Atlanta Falcons 37, at Atlanta; New Orleans wins toss. T. Hill returns kickoff 23 yards. Drive begins on NO 20. D. Brees passes to M. Thomas for 23 yards. D. Brees passes to A. Kamara for 9 yards. D. Brees rushes for 1-yard touchdown at 2:58.

September 30, 2018—Tennessee Titans 26, Philadelphia Eagles 23, at Tennessee; Philadelphia wins toss. Touchback. C. Wentz passes to A. Jeffery for 14 yards. J. Ajayi rushes for 15

yards. J. Elliott kicks 37-yard field goal at 6:23. Touchback. M. Mariota passes to T. Taylor for 19 yards. Defensive pass interference on S. Jones. M. Mariota rushes for 17 yards. M. Mariota passes to D. Lewis for 17 yards. M. Mariota passes to C. Davis for 10-yard touchdown at :17.

September 30, 2018—Houston Texans 37, Indianapolis Colts 34, at Indianapolis; Indianapolis wins toss. Touchback. A. Luck passes to N. Hines for 13 yards. A. Luck passes to M. Johnson for 8 yards. A. Vinatieri kicks 44-yard field goal at 6:04. Touchback. D. Watson passes to K. Coutee for 19 yards. D. Watson passes to S. Coates for 12 yards. K. Fairbairn kicks 29-yard field goal at 1:54. Touchback. A. Luck passes incomplete to C. Rogers. Drive begins on IND 43. D. Watson passes to D. Hopkins for 24 yards. K. Fairbairn kicks 37-yard field goal at :03.

September 30, 2018—Oakland Raiders 45, Cleveland Browns 42, at Oakland; Oakland wins toss. Touchback. D. Carr passes to A. Cooper for 36 yards. M. McCrane 50-yard field goal is no good, wide left. Drive begins on CLE 40. B. Colquitt punts for 48 yards, D. Harris returns punt for 12 yards. Drive begins on OAK 19. D. Carr passes to J. Cook for 24 yards. D. Carr passes to A. Cooper for 14 yards. M. Lynch rushes for 11 yards. M. McCrane kicks 29-yard field goal at 1:50.

October 7, 2018—Cleveland Browns 12, Baltimore Ravens 9, at Cleveland; Cleveland wins toss. Touchback. B. Colquitt punts for 56 yards. Drive begins on BAL 13. J. Flacco passes to C. Moore for 20 yards. S. Koch punts for 41 yards. Drive begins at CLE 14. B. Mayfield passes to J. Landry for 27 yards. Roughing the passer on T. Jefferson. B. Mayfield passes incomplete to J. Landry. Drive begins on BAL 39. S. Koch punts 56 yards. J. Peppers returns punt for 11 yards. Drive begins on CLE 16. B. Mayfield passes to D. Willies for 39 yards. D. Johnson rushes for 15 yards. G. Joseph kicks 37-yard field goal at :06.

October 7, 2018—Houston Texans 19, Dallas Cowboys 16, at Houston; Dallas wins toss. Touchback. C. Jones punts for 32 yards, fair catch by T. Ervin. Drive begins on HOU 10. D. Watson passes to D. Hopkins for 49 yards. K. Fairbairn kicks 36-yard field goal at 1:55.

October 14, 2018—Miami Dolphins 31, Chicago Bears 28, at Miami. Miami wins toss; Touchback. B. Osweiler passes to K. Stills for 35 yards. K. Drake rushes for no gain, fumble recovery by CHI-E. Goldman at CHI 1. Touchback. J. Howard rushes for 19 yards. C. Parkey 53-yard field goal is no good, wide right. Drive begins on MIA 43. B. Osweiler passes to K. Drake for 15 yards. J. Sanders kicks 47-yard field goal at :03.

October 21, 2018—Tampa Bay Buccaneers 26, Cleveland Browns 23, at Tampa Bay; Cleveland wins toss. Touchback. B. Colquitt punts for 54 yards, A. Humphries returns punt -6 yards. Drive begins at TB 11. J. Collins interception. Drive begins on TB 45. B. Colquitt punts for 45 yards. Touchback. B. Anger punts for 54 yards, J. Peppers returns punt for 14 yards, fumble recovery by TB-I. Johnson. Drive begins on CLE 48. J. Winston passes to D. Jackson for 14 yards. C. Catanzaro kicks 59-yard field goal at 1:55.

December 2, 2018—New York Giants 30, Chicago Bears 27, at New York; Giants win toss. Touchback. S. Barkley rushes for 29 yards. A. Rosas kicks 44-yard field goal at 6:00. Touchback. C. Daniel passes to A. Robinson II for 10 yards. C. Daniel passes incomplete to T. Gabriel.

December 9, 2018—Kansas City Chiefs 27, Baltimore Ravens 24, at Kansas City; Kansas City wins toss. Touchback. P. Mahomes passes to T. Hill for 18 yards. H. Butker kicks 35-yard field goal at 4:46. Touchback. L. Jackson passes to W. Snead IV for 14 yards. R. Griffin III passes incomplete to W. Snead IV.

December 9, 2018—Dallas Cowboys 29, Philadelphia Eagles 23, at Dallas; Dallas wins toss. Touchback. E. Elliott rushes for 10 yards D. Prescott passes to A. Cooper for 12 yards. D. Prescott passes to A. Cooper for 15-yard touchdown at 2:00.

December 16, 2018—San Francisco 49ers 26, Seattle Seahawks 23, at San Francisco; Seattle wins toss. T. Lockett muffs

OVERTIME GAMES

catch, and recovers at SEA 11. T. Lockett to SEA 14 for 3 yards. M. Dickson punts 59 yards, T. Taylor returns punt for 15 yards. Drive begins on SF 38. Defensive Pass Interference on SL. Griffin. J. Wilson rushes for 16 yards. R. Gould kicks 36-yard field goal at 3:11.

December 23, 2018—Green Bay Packers 44, New York Jets 38, at New York; Green Bay wins toss. Touchback. Defensive Pass Interference on T. Johnson. A. Rodgers passes to D. Adams for 16-yard touchdown at 6:28.

September 8, 2019—Detroit Lions 27, Arizona Cardinals 27, at Arizona; Arizona wins toss. Touchback. Drive begins on ARI 25. Z. Gonzalez 28-yard field goal is good. Touchback. Drive begins on DET 25. M. Prater 33-yard field goal is good. Touchback. Drive begins on ARI 25. A. Lee punts 41 yards. Drive begins on DET 5. M. Stafford fourth-down pass incomplete at 0:00.

September 8, 2019—Los Angeles Chargers 30, Indianapolis Colts 24, at Los Angeles; L.A. Chargers win toss. Touchback. Drive begins on LAC 25. A. Ekeler 7-yard touchdown run at 5:01.

October 6, 2019—Baltimore Ravens 26, Pittsburgh Steelers 23, at Pittsburgh; Pittsburgh wins toss and defers; Baltimore elects to receive. Touchback. BAL drive begins on BAL 25. S. Koch punts 47 yards. Drive begins on PIT 32. M. Humphrey recovers J. Smith-Schuster fumble. Drive begins at PIT 34. J. Tucker 46-yard field goal is good at 5:26.

November 3, 2019—Seattle Seahawks 40, Tampa Bay Buccaneers 34, at Seattle; Seattle wins toss. Touchback. Drive begins on SEA 25. R. Wilson 10-yard touchdown pass to J. Hollister at 6:22.

* **November 11, 2019—Seattle Seahawks 27, San Francisco 49ers 24**, at San Francisco; Seattle wins toss. Touchback. Drive begins on SEA 25. R. Wilson pass intercepted by D. Greenlaw, returned 47 yards. Drive begins on SEA 49. C. McLaughlin 47-yard field-goal attempt is no good, wide left. Drive begins on SEA 37. M. Dickson punts 35 yards. Drive begins on SF 20. M. Wishnowsky punts 48 yards. Drive begins on SEA 36. J. Myers 42-yard field goal is good at 0:00.

* **December 9, 2019—Philadelphia Eagles 23, New York Giants 17**, at Philadelphia; Philadelphia wins toss. Touchback. Drive begins on PHI 25. C. Wentz 2-yard touchdown pass to Z. Ertz at 5:10.

December 22, 2019—Miami Dolphins 38, Cincinnati Bengals 35, at Miami; Miami wins toss. Touchback. Drive begins on MIA 25. M. Haack punts 49 yards. Drive begins on CIN 5. K. Huber punts 51 yards. Drive begins on MIA 40. M. Haack punts 50 yards. Drive begins on CIN 36. K. Huber punts 30 yards. Drive begins on MIA 30. J. Sanders 37-yard field goal is good at 0:00.

December 22, 2019—New York Giants 41, Washington Redskins 35, at Washington; Giants win toss. D. Scott returns kickoff 35 yards. Drive begins on NYG 34. D. Jones 3-yard touchdown pass to K. Smith at 4:15.

December 29, 2019—Atlanta Falcons 28, Tampa Bay Buccaneers 22, at Tampa Bay; Tampa Bay wins toss. Touchback. Drive begins on TB 25. J. Winston pass intercepted by D. Jones, returned 27 yards for touchdown at 9:53.

September 20, 2020—Kansas City Chiefs 23, Los Angeles Chargers 20, at Los Angeles; Los Angeles wins toss. Touchback. Drive begins on LAC 25. T. Long punts 61 yards. Drive begins on KC 21. H. Butker 58-yard field goal is good at 2:00.

September 27, 2020—Cincinnati Bengals 23, Philadelphia Eagles 23, at Philadelphia; Cincinnati wins toss. Touchback. Drive begins on CIN 25. K. Huber punts 46 yards. Drive begins on PHI 11. C. Johnston punts 56 yards. Drive begins on CIN 41. K. Huber punts 48 yards. Drive begins on PHI 23. C. Johnston punts 43 yards. Drive begins on CIN 9. K. Huber punts 49 yards. Drive begins on PHI 45. C. Johnston punts 40 yards. Drive begins on CIN 11. J. Mixon run for 9 yards at 0:00.

* **October 12, 2020—New Orleans Saints 30, Los Angeles Chargers 27**, at New Orleans; New Orleans wins toss. A. Kamara returns kickoff 31 yards. Drive begins on NO 34. W. Lutz 36-

yard field goal is good. Touchback. Drive begins on LAC 25. J. Herbert fourth-down pass short of line to gain at 4:23.

October 18, 2020—Tennessee Titans 42, Houston Texans 36, at Tennessee; TEN wins toss. K. Raymond returns kickoff 18 yards. Drive begins on TEN 18. D. Henry 5-yard touchdown run at 6:35.

October 25, 2020—Arizona Cardinals 37, Seattle Seahawks 34, at Arizona; Seattle wins toss. Touchback. Drive begins on SEA 25. M. Dickson punts 48 yards. Drive begins on ARZ 28. Z. Gonzalez 41-yard field-goal attempt is no good, wide left. Drive begins on SEA 31. R. Wilson pass attempt is intercepted. Drive begins on SEA 49. Z. Gonzalez 48-yard field goal is good at 0:20.

November 1, 2020—New Orleans Saints 26, Chicago Bears 23, at Chicago; New Orleans wins toss. Touchback. Drive begins on NO 25. T. Morstead punts 31 yards. Drive begins on CHI 19. P. O'Donnell punts 55 yards. Drive begins on NO 32. W. Lutz 35-yard field goal is good at 1:40.

November 22, 2020—Tennessee Titans 30, Baltimore Ravens 24, at Baltimore; Baltimore wins toss. Touchback. Drive begins on BLT 25. S. Koch punts 46 yards. Drive begins on TEN 27. D. Henry 29-yard touchdown run at 5:29.

November 22, 2020—Indianapolis Colts 34, Green Bay Packers 31, at Indianapolis; Green Bay wins toss. D. Shepherd returns kickoff 14 yards. Drive begins on GB 22. M. Valdes-Scantling fumble. Drive begins at GB 29. R. Blankenship 39-yard field goal is good at 7:15.

December 6, 2020—Minnesota Vikings 27, Jacksonville Jaguars 24, at Minnesota; Minnesota wins toss. A. Abdullah returns kickoff 24 yards. Drive begins at MIN 24. B. Colquitt punts 52 yards. Drive begins at JAX 18. M. Glennon pass attempt is intercepted. Drive begins at JAX 46. D. Bailey 23-yard field goal is good at 1:53.

December 17, 2020—Los Angeles Chargers 30, Las Vegas Raiders 27, at Las Vegas; Las Vegas wins toss. Touchback. Drive begins on LV 25. D. Carlson 23-yard field goal is good. Touchback. Drive begins on LAC 25. J. Herbert 1-yard touchdown run at 1:32.

OVERTIME GAMES

POSTSEASON

Dec. 28, 1958—Baltimore 23, New York Giants 17, at New York in NFL Championship Game; Giants win toss. Maynard returns kickoff to Giants' 20. Chandler punts and Taseff returns one yard to Colts' 20. Ameche scores on 1-yard run at 8:15.

Dec. 23, 1962—Dallas Texans 20, Houston Oilers 17, at Houston in AFL Championship Game; Texans win toss and kick off. Jancik returns kickoff to Oilers' 33. Norton punts and Jackson makes fair catch on Texans' 22. Wilson punts and Jancik makes fair catch on Oilers' 45. Robinson intercepts Blanda's pass and returns 13 yards to Oilers' 47. Wilson's punt rolls dead at Oilers' 12. Hull intercepts Blanda's pass and returns 23 yards to midfield. Brooker kicks 25-yard field goal at 17:54.

Dec. 26, 1965—Green Bay 13, Baltimore 10, at Green Bay in NFL Divisional Playoff Game; Packers win toss. Moore returns kickoff to Packers' 22. Chandler punts and Haymond returns nine yards to Colts' 41. Gilburg punts and Wood makes fair catch at Packers' 21. Chandler punts and Haymond returns one yard to Colts' 41. Michaels misses 47-yard field goal. Chandler kicks 25-yard field goal at 13:39.

Dec. 25, 1971—Miami 27, Kansas City 24, at Kansas City in AFC Divisional Playoff Game; Chiefs win toss. Podolak, after a lateral from Buchanan, returns kickoff to Chiefs' 46. Stenerud's 42-yard field goal is blocked. Seiple punts and Podolak makes fair catch at Chiefs' 17. Wilson punts and Scott returns 18 yards to Dolphins' 39. Yepremian misses 62-yard field goal. Scott intercepts Dawson's pass and returns 13 yards to Dolphins' 46. Seiple punts and Podolak loses one yard to Chiefs' 15. Wilson punts and Scott makes fair catch on Dolphins' 30. Yepremian kicks 37-yard field goal at 22:40.

Dec. 24, 1977—Oakland 37, Baltimore 31, at Baltimore in AFC Divisional Playoff Game; Colts win toss. Raiders start on own 42 following a punt late in the first overtime. Oakland works way into field-goal range on Stabler's 19-yard pass to Branch at Colts' 26. Four plays later, on the second play of the second overtime, Stabler hits Casper with a 10-yard touchdown pass at 15:43.

Jan. 2, 1982—San Diego 41, Miami 38, at Miami in AFC Divisional Playoff Game; Chargers win toss. San Diego drives from its 13 to Miami 8. On second-and-goal, Benirschke misses 27-yard field goal attempt wide left at 9:15. Miami has the ball twice and San Diego twice more before the Dolphins get their third possession. Miami drives from the San Diego 46 to Chargers' 17 and on fourth-and-two, von Schamann's 34-yard field goal attempt is blocked by San Diego's Winslow after 11:27. Fouts then completes four of five passes, including a 39-yarder to Joiner that puts the ball on Dolphins' 10. On first down, Benirschke kicks a 29-yard field goal at 13:52.

Jan. 3, 1987—Cleveland 23, New York Jets 20, at Cleveland in AFC Divisional Playoff Game; Jets win toss. Jets' punt downed at Browns' 26. Moseley's 23-yard field goal attempt is wide right. Teams trade punts. Jets' second punt downed at Browns' 31. First overtime period expires eight plays later with Browns in possession at Jets' 42. Moseley kicks 27-yard field goal four plays into second overtime at 17:02.

Jan. 11, 1987—Denver 23, Cleveland 20, at Cleveland in AFC Championship Game; Browns win toss. Broncos hold Browns on four downs. Browns' punt returned four yards to Denver's 25. Elway completes 22- and 28-yard passes to set up Karlis's 33-yard field goal nine plays into drive at 5:38.

Jan. 3, 1988—Houston 23, Seattle 20, at Houston in AFC Wild Card Game; Seahawks win toss. Rodriguez punts to K. Johnson who returns one yard to Houston 15. Zendejas kicks 32-yard field goal 12 plays later at 8:05.

Dec. 31, 1989—Pittsburgh 26, Houston 23, at Houston in AFC Wild Card Playoff Game; Steelers win toss. Steelers punt to Oilers. Oilers' fumble recovered by Woodson and returned three yards. Four plays and 13 yards later, Anderson kicks a 50-yard field goal at 3:26.

Jan. 7, 1990—Los Angeles Rams 19, New York Giants 13, at New York in NFC Divisional Game; Rams win toss. Everett com-

pletes two passes to move ball to Giants' 48. White called for pass interference; ball spotted on Giants' 25. Everett hits Anderson with a 30-yard touchdown pass at 1:06.

Jan. 3, 1993—Buffalo 41, Houston 38, at Buffalo in AFC Wild Card Game; Oilers win toss. Oilers begin at 20. After 2 plays, Moon's pass is intercepted by Odomes who returns ball 2 yards to Houston 35. After 2 plays, Christie kicks 32-yard field goal at 3:06.

Jan. 8, 1994—Kansas City 27, Pittsburgh 24, at Kansas City in AFC Wild Card Game; Chiefs win toss. Hughes returns kickoff 20 yards to Kansas City 25. After 3 plays, Barker punts 48 yards to Pittsburgh 18 where Woodson returns 8 yards to the 26. After 6 plays, Royals punts 30 yards to Kansas City 20. Kansas City drives to Pittsburgh 14 where Lowery kicks 32-yard field goal at 11:03.

Jan. 17, 1999—Atlanta 30, Minnesota 27, at Minnesota in NFC Championship Game; Vikings win toss. Palmer returns kickoff 30 yards to Minnesota 29. After four plays, Berger punts 51 yards to Atlanta 7 where Dwight returns 8 yards to Atlanta 15. Falcons drive to Atlanta 36. Stryzinski punts 37 yards to Vikings' 27. Palmer calls fair catch. Vikings drive to Minnesota 39. Berger punts 52 yards to Atlanta 9. Downed by Vikings. Atlanta drives to Minnesota 21 where Andersen kicks 38-yard field goal at 11:52.

Dec. 30, 2000—Miami 23, Indianapolis 17, at Miami in AFC Wild Card Game; Dolphins win toss. Williams returns kickoff 18 yards to Miami 20. Offensive holding penalty on Freeman, 10 yards, ball spotted on Miami 10. Dolphins drive to Miami 29 where Turk punts 53 yards to Indianapolis 18. Colts drive to Miami 31 where Vanderjagt misses 49-yard field-goal attempt wide right. Dolphins drive to Indianapolis 17 where Smith rushes for a 17-yard touchdown at 11:16.

Jan. 19, 2002—New England 16, Oakland 13, at New England in AFC Divisional Playoff Game; Patriots win toss. Pass returns kickoff 24 yards to New England 34. Patriots drive to Oakland 5. Vinatieri kicks 23-yard field goal at 8:29.

Jan. 11, 2003—Tennessee 34, Pittsburgh 31, at Tennessee in AFC Divisional Playoff Game; Tennessee wins toss. Reed kicks 60 yards. Returned by Simon 21 yards to Tennessee 31. Titans drive to Pittsburgh 8. Nedney's 26-yard field goal is good at 2:15.

Jan. 4, 2004—Green Bay 33, Seattle 27, at Green Bay in NFC Wild Card Game; Seahawks win toss. Morris returns kick to Seattle 33. Seahawks drive to Seattle 42. Rouen's 44-yard punt returned by Chatman to Green Bay 26. Packers drive to Green Bay 31. Bidwell punts 35 yards to Seattle 34. Seahawks drive to Seattle 45. Hasselbeck's pass to Bannister intercepted by Packers' Harris and returned 52 yards for touchdown at 4:25.

Jan. 10, 2004—Carolina 29, St. Louis 23, at St. Louis in NFC Divisional Game; Panthers win toss. Smart returns kick to Carolina 32. Panthers drive to St. Louis 27. Kasay's 45-yard field-goal attempt no good. Rams take over at own 35 and drive to Carolina 35. Wilkins' 53-yard field-goal attempt no good. Panthers take over at Carolina 43, drive to Carolina 47. Sauerbrun punts 40 yards to St. Louis 13. Rams drive to Carolina 38. Bulger's pass intercepted by Manning at Carolina 35. Panthers drive to Carolina 31. First overtime ends. On first play of second overtime, Delhomme passes to Smith for 69-yard touchdown at 15:10.

Jan. 11, 2004—Philadelphia 20, Green Bay 17, at Philadelphia in NFC Divisional Game; Eagles win toss. Thrash returns kick to Philadelphia 28. Eagles drive to Philadelphia 24. Johnson punts 49 yards and Packers start at own 32 after holding penalty. Favre's pass intercepted by Dawkins at Philadelphia 31 and returned to Green Bay 34. Eagles drive to Green Bay 13. Akers kicks 31-yard field goal at 4:48.

Jan. 8, 2005—New York Jets 20, San Diego 17, at San Diego in AFC Wild Card Game; Chargers win toss. Dwight returns kick to San Diego 26. Chargers drive to San Diego 35. Scifres punts 39 yards and ball is downed at the New York 26. Jets gain no yards. Gowin punts 41 yards. Parker loses 3 yards on return. San Diego starts on own 30. Chargers drive to New York 22. Kaeding's 40-yard field-goal attempt no good. Jets drive to San Diego 10. Brien

OVERTIME GAMES

kicks 28-yard field goal at 14:55.

Jan. 15, 2005—Pittsburgh 20, New York Jets 17, at Pittsburgh in AFC Divisional Game; Jets win toss. Cotchery returns kick to New York 31. Jets drive to New York 41. Gowin punts 54 yards. Randle El returns 8 yards to Pittsburgh 13. Steelers drive to New York 15. Reed kicks 33-yard field goal at 11:04.

Jan. 14, 2007—Chicago 27, Seattle 24, at Chicago in NFC Divisional Playoff Game; Seahawks win the toss. Burleson returns kickoff 25 yards to Seahawks 30. Plackemeier punts 18 yards. Drive begins at Bears 34. Gould kicks 49-yard field goal at 4:53.

Jan. 20, 2008—New York Giants 23, Green Bay 20, at Green Bay in NFC Championship Game; Packers win toss. K. Robinson returns kick 19 yards to Green Bay 26. Favre pass intercepted by Webster and returned 9 yards to Green Bay 34. Tynes kicks 47-yard field goal at 12:34.

Jan. 3, 2009—San Diego Chargers 23, Indianapolis 17, at San Diego in AFC Wild Card Playoffs; Chargers win toss. Sproles returns kick 31 yards to San Diego 25. Sproles scores on 22-yard touchdown run at 6:12.

Jan. 10, 2010—Arizona Cardinals 51, Green Bay Packers 45, at Arizona in Wild Card Playoffs; Packers win toss. Touchback. Rodgers is sacked and fumbles, recovered by Dansby for 17-yard touchdown at 1:18.

Jan. 24, 2010—New Orleans Saints 31, Minnesota Vikings 28, at New Orleans in NFC Championship; Saints win toss. Thomas returns kick 40 yards. Drive begins at Saints 39. Hartley kicks 40-yard field goal at 4:45.

Jan. 8, 2012—Denver 29, Pittsburgh 23, at Denver in AFC Wild Card Game; Broncos win toss. Touchback. Drive begins on Denver 20. Tebow completes 80-yard touchdown pass to D. Thomas at 0:11.

Jan. 22, 2012—New York Giants 20, San Francisco 17, at San Francisco in NFC Championship Game; Giants win toss. Touchback. Drive begins on New York 20. Drive ends on New York 34. Weatherford punts 48 yards and K. Williams returns 4 yards to San Francisco 22. Drive ends at San Francisco 31. Lee punts 47 yards and Ross returns 14 yards to New York 36. Drive ends on New York 44. Weatherford punts 37 yards and K. Williams returns 5 yards to San Francisco 24. Fumble recovered by Giants' D. Thomas at San Francisco 24. Tynes kicks 31-yard field goal at 7:50.

Jan. 12, 2013—Baltimore 38, Denver 35, at Denver in AFC Divisional Playoff Game; Ravens win toss. Touchback. Drive begins on Baltimore 20. Drive ends on Baltimore 49. Koch punts 35 yards. Fair catch by Leonhard. Drive begins on Denver 16. Drive ends on Denver 39. Colquitt punts 55 yards and Reed returns for no gain. Drive begins on Baltimore 6. Drive ends on Baltimore 34. Koch punts 52 yards and Holliday returns for -7 yards. Drive begins on Denver 7. Manning's pass intended for Stokley intercepted by Graham, who returns for no gain, at Denver 45. Drive begins at Denver 45. Tucker kicks 47-yard field goal at 16:42.

Jan. 18, 2015—Seattle 28, Green Bay 22, at Seattle; Seahawks win toss. Baldwin returns kickoff 14 yards. Drive begins on Seattle 13. Wilson pass complete to Baldwin for 35 yards. Wilson pass complete to Kearse for 35-yard touchdown.

Jan. 16, 2016—Arizona 26, Green Bay 20, at Arizona. Arizona wins the toss. Touchback. Drive starts at Arizona 20. C. Palmer passes to L. Fitzgerald for 75 yards. C. Palmer passes to L. Fitzgerald for a 5 yard touchdown at 13:55.

Feb. 5, 2017—New England 34, Atlanta 28, Super Bowl LI at NRG Stadium in Houston; New England wins the toss. Touchback. T. Brady passes to J. White for 6 yards. T. Brady passes to D. Amendola for 14 yards. T. Brady passes to C. Hogan for 18 yards. T. Brady passes to J. Edelman for 15 yards. J. White rushes for 10 yards. T. Brady passes incomplete. Penalty—Defensive Pass Interference on D. Campbell, 13 yards. J. White rushes for a 2-yard touchdown at 11:02.

Jan. 20, 2019—Los Angeles Rams 26, New Orleans 23, at New Orleans; New Orleans wins toss. A. Kamara returns kickoff 28 yards. Drive begins on NO 26. J. Johnson interception. Drive

begins on LAR 46. J. Goff passes to T. Higbee for 12 yards. G. Zuerlein kicks 57-yard field goal at 11:47.

Jan. 20, 2019—New England Patriots 37, Kansas City Chiefs 31, at Kansas City; New England wins toss. Touchback. T. Brady passes to J. Edelman for 20 yards. T. Brady passes to J. Edelman for 15 yards. T. Brady passes to R. Gronkowski for 15 yards. R. Burkhead rushes for 2-yard touchdown at 10:10.

Jan. 4, 2020—Houston Texans 22, Buffalo Bills 19, at Houston; Houston wins toss. Drive begins on HOU 25. B. Anger punts 38 yards. Drive begins on BUF 30. C. Bojorquez punts 40 yards. Drive begins on HOU 17. K. Fairbairn 28-yard field goal is good at 3:20.

Jan. 5, 2020—Minnesota Vikings 26, New Orleans Saints 20, at New Orleans; Minnesota wins toss. Touchback. Drive begins on MIN 25. K. Cousins 4-yard touchdown pass to K. Rudolph at 10:40.

OVERTIME GAMES

OVERTIME GAMES BY YEAR (REGULAR SEASON)

2020-10	2008-15	1996-14	1984-9
2019-9	2007-15	1995-21	1983-19
2018-15	2006-11	1994-16	1982-4
2017-14	2005-14	1993-7	1981-10
2016-13	2004-12	1992-10	1980-13
2015-21	2003-23	1991-15	1979-12
2014-11	2002-25*	1990-10	1978-11
2013-16	2001-17	1989-11	1977-6
2012-22	2000-13	1988-9	1976-5
2011-13	1999-11	1987-13	1975-9
2010-19	1998-7	1986-16	1974-2
2009-13	1997-17	1985-10	*Record

OVERTIME WON-LOST RECORDS, 1974-2020 (REGULAR SEASON)

AFC	Win	Loss	Tie	Pct.
Denver	28	18	2	.604
Buffalo	21	15	0	.583
N.Y. Jets	24	19	2	.556
Pittsburgh	22	18	3	.547
Las Vegas	20	18	0	.526
Cincinnati	17	16	4	.514
Indianapolis	16	16	1	.500
Tennessee	20	21	0	.488
Baltimore	13	14	1	.482
Kansas City	18	21	2	.463
New England	19	23	0	.452
Miami	18	22	1	.451
Jacksonville	8	10	0	.444
Cleveland	18	24	2	.432
Houston	7	10	0	.412
L.A. Chargers	17	26	0	.395
NFC				
Arizona	27	16	4	.617
Washington	25	17	2	.591
N.Y. Giants	22	16	2	.575
Minnesota	24	19	4	.553
Dallas	22	18	0	.550
San Francisco	23	20	2	.533
L.A. Rams	14	13	2	.517
New Orleans	16	15	0	.516
Chicago	25	24	0	.510
Green Bay	15	16	6	.486
Detroit	17	19	2	.474
Atlanta	17	23	2	.429
Tampa Bay	17	23	1	.427
Philadelphia	13	20	5	.408
Seattle	14	22	1	.392
Carolina	5	10	1	.344

NFL POSTSEASON OVERTIME GAMES

(BY LENGTH OF GAME)

Dec. 25, 1971	Miami 27, KANSAS CITY 24	82:40
Dec. 23, 1962	Dal. Texans 20, HOU. OILERS 17	77:54
Jan. 3, 1987	CLE. BROWNS 23, N.Y. Jets 20	77:02
Jan. 12, 2013	Bal. Ravens 38, DENVER 35	76:42
Dec. 24, 1977	Oakland 37, BAL. COLTS 31	75:43
Jan. 10, 2004	Carolina 29, ST.L. RAMS 23	75:10
Jan. 8, 2005	N.Y. Jets 20, S.D. CHARGERS 17	74:55
Jan 2, 1982	S.D. Chargers 41, MIAMI 38	73:52
Dec. 26, 1965	GREEN BAY 13, Bal. Colts 10	73:39
Jan. 17, 1999	Atlanta 30, MINNESOTA 27	71:52
Jan. 4, 2020	HOUSTON 22, Buffalo 19	71:40
Dec. 30, 2000	MIAMI 23, Indianapolis 17	71:16
Jan. 15, 2005	PITTSBURGH 20, N.Y. Jets 17	71:04
Jan. 8, 1994	KANSAS CITY 27, Pittsburgh 24	71:03
Jan. 19, 2002	NEW ENGLAND 16, Oakland 13	68:29
Dec. 28, 1958	Bal. Colts 23, N.Y. GIANTS 17	68:15
Jan. 3, 1988	HOU. OILERS 23, Seattle 20	68:05
Jan. 22, 2012	N.Y. Giants 20, SAN FRANCISCO 17	67:54
Jan. 3, 2009	S.D. CHARGERS 23, Indianapolis 17	66:12
Jan. 11, 1987	Denver 23, CLE. BROWNS 20	65:38
Jan. 14, 2007	CHI. BEARS 27, Seattle 24	64:53
Jan. 20, 2019	New England 37, KANSAS CITY 31	64:52
Jan. 11, 2004	PHILADELPHIA 20, Green Bay 17	64:48
Jan. 24, 2010	NEW ORLEANS 31, Minnesota 28	64:45
Jan. 4, 2004	GREEN BAY 33, Seattle 27	64:25
Jan. 5, 2020	Minnesota 26, NEW ORLEANS 20	64:20
Feb. 5, 2017	New England 34, Atlanta 28	*63:58
Dec. 31, 1989	Pittsburgh 26, HOU. OILERS 23	63:26
Jan. 18, 2015	SEATTLE 28, Green Bay 22	63:19
Jan. 20, 2019	L.A. Rams 26, NEW ORLEANS 23	63:17
Jan. 3, 1993	BUFFALO 41, Hou. Oilers 38	63:06
Jan. 20, 2008	N.Y. Giants 23, GREEN BAY 20	62:26
Jan. 11, 2003	TENNESSEE 34, Pittsburgh 31	62:15
Jan. 10, 2010	ARIZONA 51, Green Bay 45	61:18
Jan. 7, 1990	L.A. Rams 19, N.Y. GIANTS 13	61:06
Jan. 16, 2016	ARIZONA 26, Green Bay 20	61:05
Jan. 8, 2012	DENVER 29, Pittsburgh 23	60:11

Home team in CAPS; *Super Bowl LI

For capsules of all 35 postseason overtime games dating back to 1958, please visit www.NFL.com.

OVERTIME GAME SUMMARY—1974-2020

There have been 608 overtime games in regular-season play since the rule was adopted in 1974 (10 in 2020 season).

RESULTS

- 316 (4) times the team that won the toss won the game (52.0%).
- 266 (5) times the team that lost the toss won the game (43.8%).
- 26 (1) games ended tied (4.3%). Last time: 9/27/20, Cincinnati 23 vs. Philadelphia 23

POSSESSIONS

- 443 (9) times both teams had at least one possession (72.9%).
- 161 (1) times the team that won the toss drove for the winning score on first possession (105 FG, 56 TD) (26.5%).
- 3 (0) times the team that won the toss elected to kick or defer and the team receiving the ball drove for winning score on first possession (0.5%).
- 1 (0) time team that won toss elected to receive and lost without other team owning possession (0.2%).

Other miscellaneous situations:

- 11 (0) times the defense or special teams won without registering an official possession (7 INT, 2 blocked punts, 1 FR, 1 blocked FG (1.8%).
- 1 (0) time the special teams forced a fumble on the opening kickoff and drove for winning score (0.2%).
- 1 (0) time the punting team recovered a muffed punt and drove for winning score with team muffing punt having no official possession (0.2%).

SCORING

- 419 (6) games were won with a FG kick (68.9%).
- 160 (3) games were won with a touchdown (26.3%).
- 3 (0) games were won with a safety (0.5%).
- 26 (1) games ended tied (4.3%). Last time: 9/27/20, Cincinnati 23 vs. Philadelphia 23

COIN TOSS

- 595 (10) times the team that won the toss elected to receive (97.9%).
- 13 (1) times the team that won the toss elected to kick or defer (6 wins) (2.1%).

Note: The number in parentheses is the 2020 season total.

MOST OVERTIME GAMES, SEASON

- 5 Green Bay Packers, 1983
- 4 Denver Broncos, 1985, 2007
- Cleveland Browns, 1989, 2018
- Minnesota Vikings, 1994, 1995
- Arizona Cardinals, 1995, 1997, 2011
- San Francisco 49ers, 2001
- Atlanta Falcons, 2002
- San Diego Chargers, 2002
- Carolina Panthers, 2003
- Washington Redskins, 2010

LONGEST CONSECUTIVE-GAME STREAKS WITHOUT OVERTIME (Current)

- 89 Carolina Panthers (Last OT Game, 11/2/15 vs. Indianapolis Colts)
- (Record: 110, St. Louis/Phoenix Cardinals, 12/7/86-12/19/93)

There have been 37 overtime postseason games dating back to 1958. In 26 cases, both teams had at least one possession. Last OT postseason game: 1/5/20, Minnesota 26, New Orleans 20 (NFC Wild Card Game)

SHORTEST OVERTIME GAMES

- 0:11 *DENVER 29, Pittsburgh 23; 1/8/12 (Wild Card)
- 0:13 NEW ORLEANS 26, Dallas 20; 10/4/15
- 0:14 N.Y. Jets 37, BUFFALO 31; 9/8/02
- 0:16 CHI. BEARS 37, San Francisco 31; 10/28/01
- 0:16 Green Bay 19, DENVER 13; 10/29/07
- 0:17 Minnesota 19, TAMPA BAY 13; 10/26/14
- 0:17 NEW ORLEANS 20, Seattle 17; 11/16/97
- 0:21 Chi. Bears 23, DETROIT 17; 11/27/80
- 0:30 Bal. Colts 29, NEW ENGLAND 23; 9/4/83
- 0:34 S.D. Chargers 23, WASHINGTON 17; 11/27/05
- 0:52 DENVER 22, Minnesota 19; 12/30/07
- 0:55 N.Y. Giants 16, PHILADELPHIA 10; 9/29/85
- 0:55 PITTSBURGH 16, Kansas City 13; 11/12/12

**Postseason game*

LONGEST OVERTIME GAMES (ALL POSTSEASON GAMES)

- 22:40 Miami 27, KANSAS CITY 24; 12/25/71
- 17:54 Dal. Texans 20, HOU. OILERS 17; 12/23/62
- 17:02 CLE. BROWNS 23, N.Y. Jets 20; 1/3/87
- 16:42 Bal. Ravens 38, DENVER 35; 1/12/13
- 15:43 Oakland 37, BAL. COLTS 31; 12/24/77
- 15:10 Carolina 29, ST.L. RAMS 23; 1/10/04

OVERTIME GAMES

OVERTIME SCORING SUMMARY

419	games were won with a FG kick
80	games were won with a touchdown pass
48	games were won with a touchdown run
20	were won with an interception-return TD (Atlanta 40, New Orleans 34, 9/2/79; Atlanta 47, Green Bay 41, 11/27/83; N.Y. Giants 16, Philadelphia 10, 9/29/85; Indianapolis 23, Cle. Browns 17, 12/10/89; Cle. Browns 30, S.D. Chargers 24, 10/20/91; Kansas City 23, Oakland 17, 9/17/95; N.Y. Giants 27, Arizona 21, 10/8/95; Washington 36, Detroit 30, 10/22/95; Arizona 20, Seattle 14, 10/29/95; Cincinnati 34, Detroit 28, 9/13/98; N.Y. Giants 23, Philadelphia 17, 10/31/99; Chi. Bears 37, San Francisco 31, 10/28/01; Chi. Bears 27, Cle. Browns 21, 11/4/01; New Orleans 26, Tampa Bay 20, 9/8/02; Atlanta 20, Carolina 14, 12/7/03; Jacksonville 23, Pittsburgh 17, 10/16/05; Chi. Bears 19, Detroit 13, 10/30/05; Bal. Ravens 34, Hou. Texans 28, 12/13/10; Atlanta 25, Washington 19, 10/11/15; Atlanta 28, Tampa Bay 22, 12/29/19).
4	games were won with a fumble-recovery TD (Bal. Colts 29, New England 23, 9/4/83; Denver 36, Seattle 30, 12/19/99; San Francisco 37, Arizona 31, 11/24/07; Minnesota 19, Tampa Bay 13, 10/26/14)
3	games were won with a safety (Minnesota 23, L.A. Rams 21, 11/5/89; Chi. Bears 19, Tennessee 17, 11/14/04; Miami 22, Cincinnati 20, 10/31/13)
2	games were won with a fake field goal/touchdown pass (Minnesota 22, Chi. Bears 16, 10/16/77; Cle. Browns 23, Minnesota 17, 12/17/89)
2	games were won with a kickoff-return TD (Chi. Bears 23, Detroit 17, 11/27/80; N.Y. Jets 37, Buffalo 31, 9/8/02)
2	games were won with a punt-return TD (Kansas City 29, S.D. Chargers 23, 10/9/95; Arizona 19, St.L. Rams 13, 11/6/11)
1	game was won with a fake field goal/touchdown run (L.A. Rams 27, Minnesota 21, 12/2/79)
1	game was won with a TD return of a blocked FG attempt (Denver 30, S.D. Chargers 24, 11/17/85)
1	game was won with a TD return by kicker, who recovered his own blocked FG attempt (Green Bay 12, Chi. Bears 6, 9/7/80)
1	game was won with a TD return by kicking team after blocked FG attempt (Philadelphia 23, N.Y. Giants 17, 11/20/88)
1	game was won with a TD return of a blocked punt (Arizona 30, Dallas 24, 10/12/08)
26	ended tied

Note: The 80 games won with TD passes include the two won on fake FG attempts; the 48 games won with TD runs include the one won on fake FG attempt.

OVERTIME RECORDS (REGULAR SEASON)

Longest Touchdown Pass

99 Yards	— Ron Jaworski to Mike Quick, Philadelphia 23, Atlanta 17 (11/10/85)
87 Yards	— Teddy Bridgewater to Jarius Wright, Minnesota 30, N.Y. Jets 24 (12/7/14)
82 Yards	— Tom Brady to Troy Brown, New England 19, Miami 13 (10/19/03); Brett Favre to Greg Jennings, Green Bay 19, Denver 13 (10/29/07)
80 Yards	— Drew Brees to C.J. Spiller, New Orleans 26, Dallas 20 (10/4/15)
76 Yards	— Troy Aikman to Raghieb Ismail, Dallas 41, Washington 35 (9/12/99)

Longest Touchdown Run

96 Yards	— Garrison Hearst, San Francisco 36, N.Y. Jets 30 (9/6/98)
60 Yards	— Herschel Walker, Dallas 23, New England 17 (11/15/87)
50 Yards	— Rashard Mendenhall, Pittsburgh 15, Atlanta 9 (9/12/10)

Longest Field Goal

59 Yards	— Chandler Catanzaro, Tampa Bay 26, Cle. Browns 23 (10/21/18)
58 Yards	— Harrison Butker, Kansas City 23, L.A. Chargers 20 (9/20/20)
57 Yards	— Sebastian Janikowski, Oakland 16, N.Y. Jets 13 (10/19/08)

Longest Touchdown Plays

99 Yards	— (Pass) Ron Jaworski to Mike Quick, Philadelphia 23, Atlanta 17 (11/10/85)
99 Yards	— (Punt return) Patrick Peterson, Arizona 19, St.L. Rams 13 (11/6/11)
96 Yards	— (Run) Garrison Hearst, San Francisco 36, N.Y. Jets 30 (9/6/98)
96 Yards	— (Kickoff return) Chad Morton, N.Y. Jets 37, Buffalo 31 (9/8/02)
95 Yards	— (Kickoff return) Dave Williams, Chi. Bears 23, Detroit 17 (11/27/80)

2020 INDIVIDUAL STATISTICS—TOP RUSHING PERFORMANCES

10 BEST RUSHING PERFORMANCES, 2020

	Att.	Yards	TD
1. Jonathan Taylor Indianapolis vs. Jacksonville, Jan 3	30	253	2
2. Derrick Henry Tennessee vs. Houston, Jan 3	34	250	2
3. Derrick Henry Tennessee vs. Jacksonville, Dec 13	26	215	2
4. Derrick Henry Tennessee vs. Houston, Oct 18	22	212	2
5. Dalvin Cook Minnesota vs. Detroit, Nov 8	22	206	2
6. Ronald Jones Tampa Bay vs. Carolina, Nov 15	23	192	1
7. Jeff Wilson San Francisco vs. Arizona, Dec 26	22	183	0
8. Dalvin Cook Minnesota vs. Tennessee, Sep 27	22	181	1
9. Derrick Henry Tennessee vs. Indianapolis, Nov 29	27	178	3
10. Cam Akers L.A. Rams vs. New England, Dec 10	29	171	0

100-YARD RUSHING PERFORMANCES, 2020

First Week

Clyde Edwards-Helaire, Kansas City	138 yards vs. Houston
Derrick Henry, Tennessee	116 yards vs. Denver
Benny Snell, Pittsburgh	113 yards vs. N.Y. Giants

Second Week

Aaron Jones, Green Bay	168 yards vs. Detroit
Nick Chubb, Cleveland	124 yards vs. Cincinnati
James Conner, Pittsburgh	106 yards vs. Denver
Leonard Fournette, Tampa Bay	103 yards vs. Carolina
James Robinson, Jacksonville	102 yards vs. Tennessee
Jonathan Taylor, Indianapolis	101 yards vs. Minnesota

Third Week

Dalvin Cook, Minnesota	181 yards vs. Tennessee
Derrick Henry, Tennessee	119 yards vs. Minnesota
Sony Michel, New England	117 yards vs. Las Vegas
Darrell Henderson, L.A. Rams	114 yards vs. Buffalo
James Conner, Pittsburgh	109 yards vs. Houston
Nick Chubb, Cleveland	108 yards vs. Washington

Fourth Week

Joe Mixon, Cincinnati	151 yards vs. Jacksonville
Dalvin Cook, Minnesota	130 yards vs. Houston
Ronald Jones, Tampa Bay	111 yards vs. L.A. Chargers
Melvin Gordon, Denver	107 yards vs. N.Y. Jets
Damien Harris, New England	100 yards vs. Kansas City

Fifth Week

Todd Gurley, Atlanta	121 yards vs. Carolina
Alexander Mattison, Minnesota	112 yards vs. Seattle
Ronald Jones, Tampa Bay	106 yards vs. Chicago

Sixth Week

Derrick Henry, Tennessee (OT)	212 yards vs. Houston
Kenyan Drake, Arizona	164 yards vs. Dallas
Clyde Edwards-Helaire, Kansas City	161 yards vs. Buffalo
Miles Sanders, Philadelphia	118 yards vs. Baltimore
D'Andre Swift, Detroit	116 yards vs. Jacksonville
Ronald Jones, Tampa Bay	113 yards vs. Green Bay
Lamar Jackson, Baltimore	108 yards vs. Philadelphia
James Conner, Pittsburgh	101 yards vs. Cleveland
Phillip Lindsay, Denver	101 yards vs. New England

Seventh Week

Antonio Gibson, Washington	128 yards vs. Dallas
James Robinson, Jacksonville	119 yards vs. L.A. Chargers
Jeff Wilson, San Francisco	112 yards vs. New England

Eighth Week

Dalvin Cook, Minnesota	163 yards vs. Green Bay
Josh Jacobs, Las Vegas	129 yards vs. Cleveland
J.K. Dobbins, Baltimore	113 yards vs. Pittsburgh

Derrick Henry, Tennessee	112 yards vs. Cincinnati
Damien Harris, New England	102 yards vs. Buffalo

Ninth Week

Dalvin Cook, Minnesota	206 yards vs. Detroit
Kyler Murray, Arizona	106 yards vs. Miami

Tenth Week

Ronald Jones, Tampa Bay	192 yards vs. Carolina
Nick Chubb, Cleveland	126 yards vs. Houston
Damien Harris, New England	121 yards vs. Baltimore
Josh Jacobs, Las Vegas	112 yards vs. Denver
James Robinson, Jacksonville	109 yards vs. Green Bay
Kareem Hunt, Cleveland	104 yards vs. Houston
Derrick Henry, Tennessee	103 yards vs. Indianapolis
Kenyan Drake, Arizona	100 yards vs. Buffalo

Eleventh Week

Derrick Henry, Tennessee (OT)	133 yards vs. Baltimore
Dalvin Cook, Minnesota	115 yards vs. Dallas
Nick Chubb, Cleveland	114 yards vs. Philadelphia
Ezekiel Elliott, Dallas	103 yards vs. Minnesota

Twelfth Week

Derrick Henry, Tennessee	178 yards vs. Indianapolis
Nick Chubb, Cleveland	144 yards vs. Jacksonville
James Robinson, Jacksonville	128 yards vs. Cleveland
Lataavius Murray, New Orleans	124 yards vs. Denver
Antonio Gibson, Washington	115 yards vs. Dallas
David Montgomery, Chicago	103 yards vs. Green Bay

Thirteenth Week

Wayne Gallman, N.Y. Giants	135 yards vs. Seattle
Melvin Gordon, Denver	131 yards vs. Kansas City
Aaron Jones, Green Bay	130 yards vs. Philadelphia
Dalvin Cook, Minnesota (OT)	120 yards vs. Jacksonville
Ty Johnson, N.Y. Jets	104 yards vs. Las Vegas
Gus Edwards, Baltimore	101 yards vs. Dallas

Fourteenth Week

Derrick Henry, Tennessee	215 yards vs. Jacksonville
Cam Akers, L.A. Rams	171 yards vs. New England
Jonathan Taylor, Indianapolis	150 yards vs. Las Vegas
Lamar Jackson, Baltimore	124 yards vs. Cleveland
Miles Sanders, Philadelphia	115 yards vs. New Orleans
David Montgomery, Chicago	113 yards vs. Houston
Jalen Hurts, Philadelphia	106 yards vs. New Orleans
Dalvin Cook, Minnesota	102 yards vs. Tampa Bay

Fifteenth Week

Derrick Henry, Tennessee	147 yards vs. Detroit
David Montgomery, Chicago	146 yards vs. Minnesota
Aaron Jones, Green Bay	145 yards vs. Carolina
Dalvin Cook, Minnesota	132 yards vs. Chicago
Salvon Ahmed, Miami	122 yards vs. New England

Sixteenth Week

Jeff Wilson, San Francisco	183 yards vs. Arizona
Alvin Kamara, New Orleans	155 yards vs. Minnesota
David Johnson, Houston	128 yards vs. Cincinnati
A.J. Dillon, Green Bay	124 yards vs. Tennessee
Ezekiel Elliott, Dallas	105 yards vs. Philadelphia

Seventeenth Week

Jonathan Taylor, Indianapolis	253 yards vs. Jacksonville
Derrick Henry, Tennessee	250 yards vs. Houston
J.K. Dobbins, Baltimore	160 yards vs. Cincinnati
Nick Chubb, Cleveland	108 yards vs. Pittsburgh
Ty Montgomery, New Orleans	105 yards vs. Carolina

Times 100 or More (89)

Henry 10; Cook 8; Chubb 6; R.Jones, Robinson 4; Conner, Harris, A.Jones, Montgomery, Taylor 3; Dobbins, Drake, Edwards-Helaire, Elliott, Gibson, Gordon, Jackson, Jacobs, Sanders, Wilson 2; 22 players with 1 each.

2020 INDIVIDUAL STATISTICS—TOP RUSHING/PASSING PERFORMANCES

100-YARD RUSHING PERFORMANCES, 2020 POSTSEASON

Wild Card

Lamar Jackson, Baltimore 136 yards vs. Tennessee
 Cam Akers, L.A. Rams 131 yards vs. Seattle

Times 100 or More in Postseason (2)

Akers, Jackson 1.

10 BEST PASSING PERFORMANCES, 2020

	Att.	Comp.	Yds.	TD
1. Dak Prescott Dallas vs. Cleveland, Oct 4	58	41	502	4
2. Dak Prescott Dallas vs. Seattle, Sep 27	57	37	472	3
3. Patrick Mahomes Kansas City vs. Tampa Bay, Nov 29	49	37	462	3
4. Matt Ryan Atlanta vs. Seattle, Sep 13	54	37	450	2
Dak Prescott Dallas vs. Atlanta, Sep 20	47	34	450	1
6. Patrick Mahomes Kansas City vs. N.Y. Jets, Nov 1	42	31	416	5
7. Josh Allen Buffalo vs. Miami, Sep 20	35	24	415	4
8. Josh Allen Buffalo vs. Seattle, Nov 8	38	31	415	3
9. Joe Burrow Cincinnati vs. Cleveland, Oct 25	47	35	406	3
Kyler Murray Arizona vs. Philadelphia, Dec 20	36	27	406	3

300-YARD PASSING PERFORMANCES, 2020

First Week

Matt Ryan, Atlanta 450 yards vs. Seattle
 Aaron Rodgers, Green Bay 364 yards vs. Minnesota
 Philip Rivers, Indianapolis 363 yards vs. Jacksonville
 Russell Wilson, Seattle 322 yards vs. Atlanta
 Josh Allen, Buffalo 312 yards vs. N.Y. Jets

Second Week

Dak Prescott, Dallas 450 yards vs. Atlanta
 Josh Allen, Buffalo 415 yards vs. Miami
 Cam Newton, New England 397 yards vs. Seattle
 Teddy Bridgewater, Carolina 367 yards vs. Tampa Bay
 Gardner Minshew, Jacksonville 339 yards vs. Tennessee
 Ryan Fitzpatrick, Miami 328 yards vs. Buffalo
 Joe Burrow, Cincinnati 316 yards vs. Cleveland
 Drew Brees, New Orleans 312 yards vs. Las Vegas
 Justin Herbert, L.A. Chargers (OT) 311 yards vs. Kansas City
 Ben Roethlisberger, Pittsburgh 311 yards vs. Denver
 Patrick Mahomes, Kansas City (OT) 302 yards vs. L.A. Chargers

Third Week

Dak Prescott, Dallas 472 yards vs. Seattle
 Patrick Mahomes, Kansas City 385 yards vs. Baltimore
 Nick Mullens, San Francisco 343 yards vs. N.Y. Giants
 Justin Herbert, L.A. Chargers 330 yards vs. Carolina
 Ryan Tannehill, Tennessee 321 yards vs. Minnesota
 Jared Goff, L.A. Rams 321 yards vs. Buffalo
 Russell Wilson, Seattle 315 yards vs. Dallas
 Joe Burrow, Cincinnati (OT) 312 yards vs. Philadelphia
 Josh Allen, Buffalo 311 yards vs. L.A. Rams

Fourth Week

Dak Prescott, Dallas 502 yards vs. Cleveland
 Tom Brady, Tampa Bay 369 yards vs. L.A. Chargers
 Russell Wilson, Seattle 360 yards vs. Miami
 Gardner Minshew, Jacksonville 351 yards vs. Cincinnati
 Aaron Rodgers, Green Bay 327 yards vs. Atlanta
 Ryan Fitzpatrick, Miami 315 yards vs. Seattle
 Dwayne Haskins, Washington 314 yards vs. Baltimore
 Derek Carr, Las Vegas 311 yards vs. Buffalo
 Deshaun Watson, Houston 300 yards vs. Minnesota
 Joe Burrow, Cincinnati 300 yards vs. Jacksonville

Fifth Week

Kyler Murray, Arizona 380 yards vs. N.Y. Jets
 Deshaun Watson, Houston 359 yards vs. Jacksonville
 Ryan Fitzpatrick, Miami 350 yards vs. San Francisco
 Derek Carr, Las Vegas 347 yards vs. Kansas City
 Patrick Mahomes, Kansas City 340 yards vs. Las Vegas
 Drew Brees, New Orleans (OT) 325 yards vs. L.A. Chargers

2020 INDIVIDUAL STATISTICS—TOP PASSING PERFORMANCES

Teddy Bridgewater, Carolina	313 yards vs. Atlanta
Jared Goff, L.A. Rams	309 yards vs. Washington
Gardner Minshew, Jacksonville	301 yards vs. Houston
Sixth Week	
Philip Rivers, Indianapolis	371 yards vs. Cincinnati
Matt Ryan, Atlanta	371 yards vs. Minnesota
Ryan Tannehill, Tennessee (OT)	366 yards vs. Houston
Kirk Cousins, Minnesota	343 yards vs. Atlanta
Deshaun Watson, Houston (OT)	335 yards vs. Tennessee
Joe Burrow, Cincinnati	313 yards vs. Indianapolis
Seventh Week	
Joe Burrow, Cincinnati	406 yards vs. Cleveland
Russell Wilson, Seattle (OT)	388 yards vs. Arizona
Tom Brady, Tampa Bay	369 yards vs. Las Vegas
Kyler Murray, Arizona (OT)	360 yards vs. Seattle
Carson Wentz, Philadelphia	359 yards vs. N.Y. Giants
Justin Herbert, L.A. Chargers	347 yards vs. Jacksonville
Matthew Stafford, Detroit	340 yards vs. Atlanta
Matt Ryan, Atlanta	338 yards vs. Detroit
Deshaun Watson, Houston	309 yards vs. Green Bay
Josh Allen, Buffalo	307 yards vs. N.Y. Jets
Eighth Week	
Patrick Mahomes, Kansas City	416 yards vs. N.Y. Jets
Jared Goff, L.A. Rams	355 yards vs. Miami
Matthew Stafford, Detroit	336 yards vs. Indianapolis
Ninth Week	
Josh Allen, Buffalo	415 yards vs. Seattle
Russell Wilson, Seattle	390 yards vs. Buffalo
Patrick Mahomes, Kansas City	372 yards vs. Carolina
Nick Foles, Chicago	335 yards vs. Tennessee
Justin Herbert, L.A. Chargers	326 yards vs. Las Vegas
Alex Smith, Washington	325 yards vs. N.Y. Giants
Drew Lock, Denver	313 yards vs. Atlanta
Teddy Bridgewater, Carolina	310 yards vs. Kansas City
Ben Roethlisberger, Pittsburgh	306 yards vs. Dallas
Aaron Rodgers, Green Bay	305 yards vs. San Francisco
Jake Luton, Jacksonville	304 yards vs. Houston
Tenth Week	
Alex Smith, Washington	390 yards vs. Detroit
Tom Brady, Tampa Bay	341 yards vs. Carolina
Ben Roethlisberger, Pittsburgh	333 yards vs. Cincinnati
Aaron Rodgers, Green Bay	325 yards vs. Jacksonville
Philip Rivers, Indianapolis	308 yards vs. Tennessee
Jared Goff, L.A. Rams	302 yards vs. Seattle
Eleventh Week	
Jared Goff, L.A. Rams	376 yards vs. Tampa Bay
Justin Herbert, L.A. Chargers	366 yards vs. N.Y. Jets
Cam Newton, New England	365 yards vs. Houston
Patrick Mahomes, Kansas City	348 yards vs. Las Vegas
Deshaun Watson, Houston	344 yards vs. New England
Kirk Cousins, Minnesota	314 yards vs. Dallas
Aaron Rodgers, Green Bay (OT)	311 yards vs. Indianapolis
Twelfth Week	
Patrick Mahomes, Kansas City	462 yards vs. Tampa Bay
Tom Brady, Tampa Bay	345 yards vs. Kansas City
Deshaun Watson, Houston	318 yards vs. Detroit
Justin Herbert, L.A. Chargers	316 yards vs. Buffalo
Kirk Cousins, Minnesota	307 yards vs. Carolina
Thirteenth Week	
Matthew Stafford, Detroit	402 yards vs. Chicago
Ryan Tannehill, Tennessee	389 yards vs. Cleveland
Derek Carr, Las Vegas	381 yards vs. N.Y. Jets
Josh Allen, Buffalo	375 yards vs. San Francisco
Jared Goff, L.A. Rams	351 yards vs. Arizona
Deshaun Watson, Houston	341 yards vs. Indianapolis
Baker Mayfield, Cleveland	334 yards vs. Tennessee
Patrick Mahomes, Kansas City	318 yards vs. Denver
Nick Mullens, San Francisco	316 yards vs. Buffalo
Ben Roethlisberger, Pittsburgh	305 yards vs. Washington
Kirk Cousins, Minnesota (OT)	305 yards vs. Jacksonville

Fourteenth Week	
Patrick Mahomes, Kansas City	393 yards vs. Miami
Baker Mayfield, Cleveland	343 yards vs. Baltimore
Tua Tagovailoa, Miami	316 yards vs. Kansas City
Derek Carr, Las Vegas	316 yards vs. Indianapolis

Fifteenth Week	
Kyler Murray, Arizona	406 yards vs. Philadelphia
Tom Brady, Tampa Bay	390 yards vs. Atlanta
Deshaun Watson, Houston	373 yards vs. Indianapolis
Josh Allen, Buffalo	359 yards vs. Denver
Matt Ryan, Atlanta	356 yards vs. Tampa Bay
Jalen Hurts, Philadelphia	338 yards vs. Arizona
Justin Herbert, L.A. Chargers (OT)	314 yards vs. Las Vegas

Sixteenth Week	
Andy Dalton, Dallas	377 yards vs. Philadelphia
Brandon Allen, Cincinnati	371 yards vs. Houston
Tom Brady, Tampa Bay	348 yards vs. Detroit
Jalen Hurts, Philadelphia	342 yards vs. Dallas
Ben Roethlisberger, Pittsburgh	341 yards vs. Indianapolis
Derek Carr, Las Vegas	336 yards vs. Miami
Deshaun Watson, Houston	324 yards vs. Cincinnati
Josh Allen, Buffalo	320 yards vs. New England
Drew Brees, New Orleans	311 yards vs. Minnesota
Matt Ryan, Atlanta	300 yards vs. Kansas City

Seventeenth Week	
Kirk Cousins, Minnesota	405 yards vs. Detroit
Tom Brady, Tampa Bay	399 yards vs. Atlanta
Derek Carr, Las Vegas	371 yards vs. Denver
Deshaun Watson, Houston	365 yards vs. Tennessee
Tua Tagovailoa, Miami	361 yards vs. Buffalo
Drew Lock, Denver	339 yards vs. Las Vegas
Mason Rudolph, Pittsburgh	315 yards vs. Cleveland
Justin Herbert, L.A. Chargers	302 yards vs. Kansas City

Times 300 or More (132)

Watson 10; Mahomes 9; Allen, Herbert 8; Brady 7; Carr, Goff 6; Burrow, Cousins, Rodgers, Roethlisberger, Ryan, Wilson 5; Brees, Bridgewater, Fitzpatrick, Minshew, Murray, Prescott, Rivers, Stafford, Tannehill 3; Hurts, Lock, Mayfield, Mullens, Newton, Smith, Tagovailoa 2; Seven players with 1 each.

300-YARD PASSING PERFORMANCES, 2020 POSTSEASON

Wild Card	
Ben Roethlisberger, Pittsburgh	501 yards vs. Cleveland
Tom Brady, Tampa Bay	381 yards vs. Washington
Josh Allen, Buffalo	324 yards vs. Indianapolis
Philip Rivers, Indianapolis	309 yards vs. Buffalo
Taylor Heinicke, Washington	306 yards vs. Tampa Bay

Divisional

None	
Championship	
Aaron Rodgers, Green Bay	346 yards vs. Tampa Bay
Patrick Mahomes, Kansas City	325 yards vs. Buffalo

Super Bowl LV

None

Times 300 or More in Postseason (7)

Allen, Brady, Heinicke, Mahomes, Rivers, Rodgers, Roethlisberger 1.

2020 INDIVIDUAL STATISTICS—TOP RECEIVING PERFORMANCES

10 BEST RECEIVING PERFORMANCES, 2020

	No.	Yards	TD
1. Tyreek Hill Kansas City vs. Tampa Bay, Nov 29	13	269	3
2. Tyler Lockett Seattle vs. Arizona, Oct 25	15	200	3
Darren Waller Las Vegas vs. N.Y. Jets, Dec 6	13	200	2
4. Davante Adams Green Bay vs. Houston, Oct 25	13	196	2
5. Richie James San Francisco vs. Green Bay, Nov 5	9	184	1
6. George Kittle San Francisco vs. Philadelphia, Oct 4	15	183	1
7. Corey Davis Tennessee vs. Cleveland, Dec 6	11	182	1
8. Mike Evans Tampa Bay vs. Detroit, Dec 26	10	181	2
9. Marvin Jones Detroit vs. Minnesota, Jan 3	8	180	2
10. Julian Edelman New England vs. Seattle, Sep 20	8	179	0

100-YARD RECEIVING PERFORMANCES, 2020

First Week

Julio Jones, Atlanta	157 yards vs. Seattle
Davante Adams, Green Bay	156 yards vs. Minnesota
DeAndre Hopkins, Arizona	151 yards vs. San Francisco
Calvin Ridley, Atlanta	130 yards vs. Seattle
Jamison Crowder, N.Y. Jets	115 yards vs. Buffalo
Russell Gage, Atlanta	114 yards vs. Seattle
Robby Anderson, Carolina	114 yards vs. Las Vegas
Will Fuller, Houston	112 yards vs. Kansas City
Adam Thielen, Minnesota	110 yards vs. Green Bay
Robert Woods, L.A. Rams	105 yards vs. Dallas
Darius Slayton, N.Y. Giants	102 yards vs. Pittsburgh
Corey Davis, Tennessee	101 yards vs. Denver
Dallas Goedert, Philadelphia	101 yards vs. Washington
Marquise Brown, Baltimore	101 yards vs. Cleveland

Second Week

Julian Edelman, New England	179 yards vs. Seattle
Stefon Diggs, Buffalo	153 yards vs. Miami
Mike Gesicki, Miami	130 yards vs. Buffalo
Terry McLaurin, Washington	125 yards vs. Arizona
D.J. Moore, Carolina	120 yards vs. Tampa Bay
Mo Alie-Cox, Indianapolis	111 yards vs. Minnesota
Robby Anderson, Carolina	109 yards vs. Tampa Bay
Calvin Ridley, Atlanta	109 yards vs. Dallas
CeeDee Lamb, Dallas	106 yards vs. Atlanta
Darren Waller, Las Vegas	105 yards vs. New Orleans
Mike Evans, Tampa Bay	104 yards vs. Carolina
Amari Cooper, Dallas	100 yards vs. Atlanta

Third Week

Justin Jefferson, Minnesota	175 yards vs. Tennessee
Allen Lazard, Green Bay	146 yards vs. New Orleans
Alvin Kamara, New Orleans	139 yards vs. Green Bay
Michael Gallup, Dallas	138 yards vs. Seattle
DeAndre Hopkins, Arizona	137 yards vs. Detroit
Keenan Allen, L.A. Chargers	132 yards vs. Carolina
Tyler Boyd, Cincinnati (OT)	125 yards vs. Philadelphia
Allen Robinson, Chicago	123 yards vs. Atlanta
Kalif Raymond, Tennessee	118 yards vs. Minnesota
DK Metcalf, Seattle	110 yards vs. Dallas
Calvin Ridley, Atlanta	110 yards vs. Chicago
Cooper Kupp, L.A. Rams	107 yards vs. Buffalo
Ced Wilson, Dallas	107 yards vs. Seattle
Cole Beasley, Buffalo	100 yards vs. L.A. Rams
Tyler Lockett, Seattle	100 yards vs. Dallas

Fourth Week

George Kittle, San Francisco	183 yards vs. Philadelphia
------------------------------	----------------------------

Amari Cooper, Dallas	134 yards vs. Cleveland
Mike Evans, Tampa Bay	122 yards vs. L.A. Chargers
Terry McLaurin, Washington	118 yards vs. Baltimore
Stefon Diggs, Buffalo	115 yards vs. Las Vegas
Adam Thielen, Minnesota	114 yards vs. Houston
Tim Patrick, Denver	113 yards vs. N.Y. Jets
DeVante Parker, Miami	110 yards vs. Seattle
Will Fuller, Houston	108 yards vs. Minnesota
DK Metcalf, Seattle	106 yards vs. Miami
Jamison Crowder, N.Y. Jets	104 yards vs. Denver
Justin Jefferson, Minnesota	103 yards vs. Houston
Allen Robinson, Chicago	101 yards vs. Indianapolis

Fifth Week

Brandin Cooks, Houston	161 yards vs. Jacksonville
Travis Fulgham, Philadelphia	152 yards vs. Pittsburgh
Calvin Ridley, Atlanta	136 yards vs. Carolina
DeAndre Hopkins, Arizona	131 yards vs. N.Y. Jets
Darius Slayton, N.Y. Giants	129 yards vs. Dallas
CeeDee Lamb, Dallas	124 yards vs. N.Y. Giants
Emmanuel Sanders, New Orleans (OT)	122 yards vs. L.A. Chargers
Henry Ruggs III, Las Vegas	118 yards vs. Kansas City
Jamison Crowder, N.Y. Jets	116 yards vs. Arizona
Robby Anderson, Carolina	112 yards vs. Atlanta
Chase Claypool, Pittsburgh	110 yards vs. Philadelphia
Mike Williams, L.A. Chargers (OT)	109 yards vs. New Orleans
Travis Kelce, Kansas City	108 yards vs. Las Vegas
Preston Williams, Miami	106 yards vs. San Francisco
Stefon Diggs, Buffalo	106 yards vs. Tennessee

Sixth Week

Justin Jefferson, Minnesota	166 yards vs. Atlanta
Keelan Cole, Jacksonville	143 yards vs. Detroit
Julio Jones, Atlanta	137 yards vs. Minnesota
Tee Higgins, Cincinnati	125 yards vs. Indianapolis
Will Fuller, Houston (OT)	123 yards vs. Tennessee
Anthony Firkser, Tennessee (OT)	113 yards vs. Houston
George Kittle, San Francisco	109 yards vs. L.A. Rams
Marcus Johnson, Indianapolis	108 yards vs. Cincinnati
Kenny Golladay, Detroit	105 yards vs. Jacksonville
Tim Patrick, Denver	101 yards vs. New England

Seventh Week

Tyler Lockett, Seattle (OT)	200 yards vs. Arizona
Davante Adams, Green Bay	196 yards vs. Houston
A.J. Brown, Tennessee	153 yards vs. Pittsburgh
Keenan Allen, L.A. Chargers	125 yards vs. Jacksonville
Brandon Aiyuk, San Francisco	115 yards vs. New England
Kenny Golladay, Detroit	114 yards vs. Atlanta
Cole Beasley, Buffalo	112 yards vs. N.Y. Jets
Rashard Higgins, Cleveland	110 yards vs. Cincinnati
Scott Miller, Tampa Bay	109 yards vs. Las Vegas
Nelson Agholor, Las Vegas	107 yards vs. Tampa Bay
DeAndre Hopkins, Arizona (OT)	103 yards vs. Seattle
Tyler Boyd, Cincinnati	101 yards vs. Cleveland

Eighth Week

DK Metcalf, Seattle	161 yards vs. San Francisco
Julio Jones, Atlanta	137 yards vs. Carolina
Corey Davis, Tennessee	128 yards vs. Cincinnati
Marvin Hall, Detroit	113 yards vs. Indianapolis
Cooper Kupp, L.A. Rams	110 yards vs. Miami
Travis Kelce, Kansas City	109 yards vs. N.Y. Jets
Willie Snead, Baltimore	106 yards vs. Pittsburgh

Ninth Week

Richie James, San Francisco	184 yards vs. Green Bay
Davante Adams, Green Bay	173 yards vs. San Francisco
Jakobi Meyers, New England	169 yards vs. N.Y. Jets
Travis Kelce, Kansas City	159 yards vs. Carolina
D.J. Chark, Jacksonville	146 yards vs. Houston
Jerry Jeudy, Denver	125 yards vs. Atlanta
Christian Kirk, Arizona	123 yards vs. Miami
Stefon Diggs, Buffalo	118 yards vs. Seattle
Terry McLaurin, Washington	115 yards vs. N.Y. Giants

2020 INDIVIDUAL STATISTICS—BEST RECEIVING PERFORMANCES

Tyreek Hill, Kansas City	113 yards vs. Carolina
Cam Sims, Washington	110 yards vs. N.Y. Giants
DK Metcalf, Seattle	108 yards vs. Buffalo
Curtis Samuel, Carolina	105 yards vs. Kansas City
Olamide Zaccheaus, Atlanta	103 yards vs. Denver
Keenan Allen, L.A. Chargers	103 yards vs. Las Vegas
Breshad Perriman, N.Y. Jets	101 yards vs. New England
A.J. Brown, Tennessee	101 yards vs. Chicago
Will Fuller, Houston	100 yards vs. Jacksonville

Tenth Week

Marquez Valdes-Scantling, Green Bay	149 yards vs. Jacksonville
Justin Jefferson, Minnesota	135 yards vs. Chicago
DeAndre Hopkins, Arizona	127 yards vs. Buffalo
Diontae Johnson, Pittsburgh	116 yards vs. Cincinnati
Tee Higgins, Cincinnati	115 yards vs. Pittsburgh
Cole Beasley, Buffalo	109 yards vs. Arizona
Michael Pittman, Indianapolis	101 yards vs. Tennessee

Eleventh Week

Keenan Allen, L.A. Chargers	145 yards vs. N.Y. Jets
Cooper Kupp, L.A. Rams	145 yards vs. Tampa Bay
Damiere Byrd, New England	132 yards vs. Houston
Robert Woods, L.A. Rams	130 yards vs. Tampa Bay
Travis Kelce, Kansas City	127 yards vs. Las Vegas
D.J. Moore, Carolina	127 yards vs. Detroit
Adam Thielen, Minnesota	123 yards vs. Dallas
Tim Patrick, Denver	119 yards vs. Miami
Corey Davis, Tennessee (OT)	113 yards vs. Baltimore
Diontae Johnson, Pittsburgh	111 yards vs. Jacksonville
Davante Adams, Green Bay (OT)	106 yards vs. Indianapolis
Michael Thomas, New Orleans	104 yards vs. Atlanta
Tyreek Hill, Kansas City	102 yards vs. Las Vegas

Twelfth Week

Tyreek Hill, Kansas City	269 yards vs. Tampa Bay
DK Metcalf, Seattle	177 yards vs. Philadelphia
Will Fuller, Houston	171 yards vs. Detroit
Jarvis Landry, Cleveland	143 yards vs. Jacksonville
Deebo Samuel, San Francisco	133 yards vs. L.A. Rams
Evan Engram, N.Y. Giants	129 yards vs. Cincinnati
DeVante Parker, Miami	119 yards vs. N.Y. Jets
Amari Cooper, Dallas	112 yards vs. Washington
Rob Gronkowski, Tampa Bay	106 yards vs. Kansas City

Thirteenth Week

Darren Waller, Las Vegas	200 yards vs. N.Y. Jets
Corey Davis, Tennessee	182 yards vs. Cleveland
Keke Coutee, Houston	141 yards vs. Indianapolis
Travis Kelce, Kansas City	136 yards vs. Denver
Cole Beasley, Buffalo	130 yards vs. San Francisco
Davante Adams, Green Bay	121 yards vs. Philadelphia
Justin Jefferson, Minnesota (OT)	121 yards vs. Jacksonville
Marvin Jones, Detroit	116 yards vs. Chicago
T.Y. Hilton, Indianapolis	110 yards vs. Houston
Calvin Ridley, Atlanta	108 yards vs. New Orleans
Michael Thomas, New Orleans	105 yards vs. Atlanta
Chad Hansen, Houston	101 yards vs. Indianapolis

Fourteenth Week

Travis Kelce, Kansas City	136 yards vs. Miami
DeAndre Hopkins, Arizona	136 yards vs. N.Y. Giants
Stefon Diggs, Buffalo	130 yards vs. Pittsburgh
Calvin Ridley, Atlanta	124 yards vs. L.A. Chargers
Allen Robinson, Chicago	123 yards vs. Houston
Brandon Aiyuk, San Francisco	119 yards vs. Washington
Davante Adams, Green Bay	115 yards vs. Detroit
A.J. Brown, Tennessee	112 yards vs. Jacksonville
Nelson Agholor, Las Vegas	100 yards vs. Indianapolis

Fifteenth Week

DeAndre Hopkins, Arizona	169 yards vs. Philadelphia
Calvin Ridley, Atlanta	163 yards vs. Tampa Bay
Darren Waller, Las Vegas (OT)	150 yards vs. L.A. Chargers
Stefon Diggs, Buffalo	147 yards vs. Denver
D.J. Moore, Carolina	131 yards vs. Green Bay

Marvin Jones, Detroit	112 yards vs. Tennessee
Cole Beasley, Buffalo	112 yards vs. Denver
Jakobi Meyers, New England	111 yards vs. Miami
Corey Davis, Tennessee	110 yards vs. Detroit
Mike Evans, Tampa Bay	110 yards vs. Atlanta
David Johnson, Houston	106 yards vs. Indianapolis
Justin Jefferson, Minnesota	104 yards vs. Chicago
Logan Thomas, Washington	101 yards vs. Seattle

Sixteenth Week

Mike Evans, Tampa Bay	181 yards vs. Detroit
Nelson Agholor, Las Vegas	155 yards vs. Miami
Stefon Diggs, Buffalo	145 yards vs. New England
Davante Adams, Green Bay	142 yards vs. Tennessee
Brandin Cooks, Houston	141 yards vs. Cincinnati
Calvin Ridley, Atlanta	130 yards vs. Kansas City
Amari Cooper, Dallas	121 yards vs. Philadelphia
Michael Gallup, Dallas	121 yards vs. Philadelphia
Darren Waller, Las Vegas	112 yards vs. Miami
Curtis Samuel, Carolina	106 yards vs. Washington
Allen Robinson, Chicago	103 yards vs. Jacksonville

Seventeenth Week

Marvin Jones, Detroit	180 yards vs. Minnesota
Brandin Cooks, Houston	166 yards vs. Tennessee
A.J. Brown, Tennessee	151 yards vs. Houston
Jerry Jeudy, Denver	140 yards vs. Las Vegas
Antonio Brown, Tampa Bay	138 yards vs. Atlanta
Chris Godwin, Tampa Bay	133 yards vs. Atlanta
Justin Jefferson, Minnesota	133 yards vs. Detroit
Curtis Samuel, Carolina	118 yards vs. New Orleans
Darren Waller, Las Vegas	117 yards vs. Denver
DeVante Parker, Miami	116 yards vs. Buffalo
Sterling Shepard, N.Y. Giants	112 yards vs. Dallas
Mike Williams, L.A. Chargers	108 yards vs. Kansas City
Gabriel Davis, Buffalo	107 yards vs. Miami
Chase Claypool, Pittsburgh	101 yards vs. Cleveland
D.J. Moore, Carolina	101 yards vs. New Orleans

Times 100 or More (205)

Ridley 8; Adams, Diggs, Hopkins, Jefferson 7; Kelce 6; Beasley, C. Davis, Fuller, Metcalf, Waller 5; K. Allen, A. Brown, Cooper, Evans, Moore, Robinson 4; Agholor, Anderson, Cooks, Crowder, Hill, J. Jones, M. Jones, Kupp, McLaurin, Parker, Patrick, Samuel, Thielen 3; Aiyuk, Boyd, Claypool, Gallup, Golladay, Higgins, Jeudy, D. Johnson, Kittle, Lamb, Lockett, Meyers, Slayton, M. Thomas, M. Williams, Woods 2; 43 players with 1 each.

100-YARD RECEIVING PERFORMANCES, 2020 POSTSEASON

Wild Card

JuJu Smith-Schuster, Pittsburgh	157 yards vs. Cleveland
Stefon Diggs, Buffalo	128 yards vs. Indianapolis
Mike Evans, Tampa Bay	119 yards vs. Washington
Diontae Johnson, Pittsburgh	117 yards vs. Cleveland
Marquise Brown, Baltimore	109 yards vs. Tennessee
Cam Sims, Washington	104 yards vs. Tampa Bay

Divisional

Tyreek Hill, Kansas City	110 yards vs. Cleveland
Travis Kelce, Kansas City	109 yards vs. Cleveland
Stefon Diggs, Buffalo	106 yards vs. Baltimore

Championship

Tyreek Hill, Kansas City	172 yards vs. Buffalo
Travis Kelce, Kansas City	118 yards vs. Buffalo
Marquez Valdes-Scantling, Green Bay	115 yards vs. Tampa Bay
Chris Godwin, Tampa Bay	110 yards vs. Green Bay

Super Bowl LV

Travis Kelce, Kansas City	133 yards vs. Tampa Bay
---------------------------	-------------------------

Times 100 or More in Postseason (14)

Kelce 3; Diggs, Hill 2; M. Brown, Evans, Godwin, D. Johnson, Sims, Smith-Schuster, Valdes-Scantling 1.

2020 INDIVIDUAL STATISTICS—BEST SACK PERFORMANCES

TOP SACK PERFORMANCES, 2020

1. Haason Reddick	5.0
Arizona vs. N.Y. Giants, Dec 13	
2. Aaron Donald	4.0
L.A. Rams vs. Washington, Oct 11	
3. Aldon Smith	3.0
Dallas vs. Seattle, Sep 27	
Za'Darius Smith	3.0
Green Bay vs. Atlanta, Oct 5	
Troy Reeder	3.0
L.A. Rams vs. Washington, Oct 11	
Calais Campbell	3.0
Baltimore vs. Philadelphia, Oct 18	
Devin White	3.0
Tampa Bay vs. Las Vegas, Oct 25	
Leonard Floyd	3.0
L.A. Rams vs. Seattle, Nov 15	
Olivier Vernon	3.0
Cleveland vs. Philadelphia, Nov 22	
Cameron Jordan	3.0
New Orleans vs. Atlanta, Nov 22	
Joey Bosa	3.0
L.A. Chargers vs. Buffalo, Nov 29	
Justin Houston	3.0
Indianapolis vs. Houston, Dec 6	
Kyle Van Noy	3.0
Miami vs. Cincinnati, Dec 6	
DeForest Buckner	3.0
Indianapolis vs. Houston, Dec 20	
Devin White	3.0
Tampa Bay vs. Atlanta, Dec 20	
Leonard Williams	3.0
N.Y. Giants vs. Dallas, Jan 3	

MOST 3.0-PLUS SACK PERFORMANCES, 2020

Player, Team	3.0-Sack Games
Devin White, Tampa Bay	2
Joey Bosa, L.A. Chargers	1
DeForest Buckner, Indianapolis	1
Calais Campbell, Baltimore	1
Aaron Donald, L.A. Rams	1
Leonard Floyd, L.A. Rams	1
Justin Houston, Indianapolis	1
Cameron Jordan, New Orleans	1
Haason Reddick, Arizona	1
Troy Reeder, L.A. Rams	1
Aldon Smith, Dallas	1
Za'Darius Smith, Green Bay	1
Kyle Van Noy, Miami	1
Olivier Vernon, Cleveland	1
Leonard Williams, N.Y. Giants	1

3.0 SACK PERFORMANCES, 2020 POSTSEASON

Championship

Shaquil Barrett, Tampa Bay	3.0 vs. Green Bay
----------------------------	-------------------

Times 3.0 or More in Postseason (1)

Shaquil Barrett, Tampa Bay	1
----------------------------	---

For week-by-week listings of top performances from 1970 to the present, please visit www.NFL.com/stats/topperformers.

CHICAGO ALL-STAR GAME/PLAYOFF BOWL

CHICAGO ALL-STAR GAME

Pro teams won 31, lost 9, and tied 2. The game was discontinued after 1976.

Date	Winner	Loser	Attendance
August 31, 1934	Chicago Bears 0	All-Stars 0 (tie)	79,432
August 29, 1935	Chicago Bears 5	All-Stars 0	77,450
September 3, 1936	Detroit Lions 7	All-Stars 7 (tie)	76,000
September 1, 1937	All-Stars 6	Green Bay Packers 0	84,560
August 31, 1938	All-Stars 28	Washington Redskins 16	74,250
August 30, 1939	N.Y. Giants 9	All-Stars 0	81,456
August 29, 1940	Green Bay Packers 45	All-Stars 28	84,567
August 28, 1941	Chicago Bears 37	All-Stars 13	98,203
August 28, 1942	Chicago Bears 21	All-Stars 0	101,100
August 25, 1943	All-Stars 27	Washington Redskins 7	48,471
August 30, 1944	Chicago Bears 24	All-Stars 21	48,769
August 30, 1945	Green Bay Packers 19	All-Stars 7	92,753
August 23, 1946	All-Stars 16	Los Angeles Rams 0	97,380
August 22, 1947	All-Stars 16	Chicago Bears 0	105,840
August 20, 1948	Chicago Cardinals 28	All-Stars 0	101,220
August 12, 1949	Philadelphia Eagles 38	All-Stars 0	93,780
August 11, 1950	All-Stars 17	Philadelphia Eagles 7	88,885
August 17, 1951	Cleveland Browns 33	All-Stars 0	92,180
August 15, 1952	Los Angeles Rams 10	All-Stars 7	88,316
August 14, 1953	Detroit Lions 24	All-Stars 10	93,818
August 13, 1954	Detroit Lions 31	All-Stars 6	93,470
August 12, 1955	All-Stars 30	Cleveland Browns 27	75,000
August 10, 1956	Cleveland Browns 26	All-Stars 0	75,000
August 9, 1957	N.Y. Giants 22	All-Stars 12	75,000
August 15, 1958	All-Stars 35	Detroit Lions 19	70,000
August 14, 1959	Baltimore Colts 29	All-Stars 0	70,000
August 12, 1960	Baltimore Colts 32	All-Stars 7	70,000
August 4, 1961	Philadelphia Eagles 28	All-Stars 14	66,000
August 3, 1962	Green Bay Packers 42	All-Stars 20	65,000
August 2, 1963	All-Stars 20	Green Bay Packers 17	65,000
August 7, 1964	Chicago Bears 28	All-Stars 17	65,000
August 6, 1965	Cleveland Browns 24	All-Stars 16	68,000
August 5, 1966	Green Bay Packers 38	All-Stars 0	72,000
August 4, 1967	Green Bay Packers 27	All-Stars 0	70,934
August 2, 1968	Green Bay Packers 34	All-Stars 17	69,917
August 1, 1969	N.Y. Jets 26	All-Stars 24	74,208
July 31, 1970	Kansas City Chiefs 24	All-Stars 3	69,940
July 30, 1971	Baltimore Colts 24	All-Stars 17	52,289
July 28, 1972	Dallas Cowboys 20	All-Stars 7	54,162
July 27, 1973	Miami Dolphins 14	All-Stars 3	54,103
1974	No game was played		
August 1, 1975	Pittsburgh Steelers 21	All-Stars 14	54,103
July 23, 1976*	Pittsburgh Steelers 24	All-Stars 0	52,895

*Game shortened because of thunderstorms.

NFL PLAYOFF BOWL

Consolation game that matched conference runners-up.

Western Conference won 8, Eastern Conference won 2.

All games played at Miami's Orange Bowl.

January 7, 1961	Detroit Lions 17, Cleveland Browns 16
January 6, 1962	Detroit Lions 38, Philadelphia Eagles 10
January 6, 1963	Detroit Lions 17, Pittsburgh Steelers 10
January 5, 1964	Green Bay Packers 40, Cleveland Browns 23
January 3, 1965	St. Louis Cardinals 24, Green Bay Packers 17
January 9, 1966	Baltimore Colts 35, Dallas Cowboys 3
January 8, 1967	Baltimore Colts 20, Philadelphia Eagles 14
January 7, 1968	Los Angeles Rams 30, Cleveland Browns 6
January 5, 1969	Dallas Cowboys 17, Minnesota Vikings 13
January 3, 1970	Los Angeles Rams 31, Dallas Cowboys 0

MONDAY NIGHT FOOTBALL

MONDAY NIGHT FOOTBALL, 1970-2020

(Home Team in capitals, games listed in
chronological order.)

2020

Pittsburgh 26, N.Y. GIANTS 16
Tennessee 16, DENVER 14
LAS VEGAS 34, New Orleans 24
Kansas City 34, BAL. RAVENS 20
GREEN BAY 30, Atlanta 16
NEW ORLEANS 30, L.A. Chargers 27 (OT)
Arizona 38, DALLAS 10
L.A. RAMS 24, Chicago 10
Tampa Bay 25, N.Y. GIANTS 23
New England 30, N.Y. JETS 27
Minnesota 19, CHICAGO 13
L.A. Rams 27, TAMPA BAY 24
Seattle 23, PHILADELPHIA 17
Buffalo 34, SAN FRANCISCO 24
Bal. Ravens 47, CLEVELAND 42
CINCINNATI 27, Pittsburgh 17
Buffalo 38, NEW ENGLAND 9

2019

NEW ORLEANS 30, Hou. Texans 28
OAKLAND 24, Denver 16
Cleveland 23, N.Y. JETS 3
Chicago 31, WASHINGTON 15
PITTSBURGH 27, Cincinnati 3
SAN FRANCISCO 31, Cleveland 3
GREEN BAY 23, Detroit 22
New England 33, N.Y. JETS 0
PITTSBURGH 27, Miami 14
Dallas 37, N.Y. GIANTS 18
Seattle 27, SAN FRANCISCO 24 (OT)
Kansas City 24, L.A. CHARGERS 17
(Mexico City)
Bal. Ravens 45, L.A. RAMS 6
SEATTLE 37, Minnesota 30
PHILADELPHIA 23, N.Y. Giants 17 (OT)
NEW ORLEANS 34, Indianapolis 7
Green Bay 23, MINNESOTA 10

2018

N.Y. Jets 48, DETROIT 17
L.A. Rams 33, OAK RAIDERS 13
CHICAGO 24, Seattle 17
Pittsburgh 30, TAMPA BAY 27
Kansas City 27, DENVER 23
NEW ORLEANS 43, Washington 19
GREEN BAY 33, San Francisco 30
ATLANTA 23, N.Y. Giants 20
New England 25, BUFFALO 6
Tennessee 28, DALLAS 14
N.Y. Giants 27, SAN FRANCISCO 23
L.A. RAMS 54, Kansas City 51
HOU. TEXANS 34, Tennessee 17
PHILADELPHIA 28, Washington 13
SEATTLE 21, Minnesota 7
New Orleans 12, CAROLINA 9
OAKLAND 27, Denver 14

2017

MINNESOTA 29, New Orleans 19
DENVER 24, L.A. Chargers 21
Detroit 24, N.Y. GIANTS 10
Dallas 28, ARIZONA 17
KANSAS CITY 29, Washington 20
Minnesota 20, CHICAGO 17
TENNESSEE 36, Indianapolis 22
PHILADELPHIA 34, Washington 24
KANSAS CITY 29, Denver 19
Detroit 30, GREEN BAY 17
CAROLINA 45, Miami 21
Atlanta 34, SEATTLE 31
BAL. RAVENS 23, Hou. Texans 16
Pittsburgh 23, CINCINNATI 20
MIAMI 27, New England 20
Atlanta 24, TAMPA BAY 21
Pittsburgh 34, HOU. TEXANS 6
PHILADELPHIA 19, Oakland 10

2016

Pittsburgh 38, WASHINGTON 16
SAN FRANCISCO 28, L.A. Rams 0
Philadelphia 29, CHICAGO 14
Atlanta 45, NEW ORLEANS 32
MINNESOTA 24, N.Y. Giants 10
Tampa Bay 17, CAROLINA 14
ARIZONA 28, N.Y. Jets 3
DENVER 27, Hou. Texans 9
CHICAGO 20, Minnesota 10
SEATTLE 31, Buffalo 25
N.Y. GIANTS 21, Cincinnati 20
OAKLAND 27, Hou. Texans 20
(Mexico City)
Green Bay 27, PHILADELPHIA 13
Indianapolis 41, N.Y. JETS 10
NEW ENGLAND 30, Bal. Ravens 23
Carolina 26, WASHINGTON 15
DALLAS 42, Detroit 21

2015

ATLANTA 26, Philadelphia 24
SAN FRANCISCO 20, Minnesota 3
N.Y. Jets 20, INDIANAPOLIS 7
GREEN BAY 38, Kansas City 28
SEATTLE 13, Detroit 10
Pittsburgh 24, S.D. CHARGERS 20
PHILADELPHIA 27, N.Y. Giants 7
ARIZONA 26, Bal. Ravens 18
CAROLINA 29, Indianapolis 26 (OT)
Chicago 22, S.D. CHARGERS 19
Hou. Texans 10, CINCINNATI 6
NEW ENGLAND 20, Buffalo 13
Bal. Ravens 33, CLEVELAND 27
Dallas 19, WASHINGTON 16
N.Y. Giants 31, MIAMI 24
Detroit 35, NEW ORLEANS 27
DENVER 20, Cincinnati 17 (OT)

2014

DETROIT 35, N.Y. Giants 14
ARIZONA 18, S.D. Chargers 17
Philadelphia 30, INDIANAPOLIS 27
Chicago 27, N.Y. JETS 19
KANSAS CITY 41, New England 14
Seattle 27, WASHINGTON 17
San Francisco 31, ST.L. RAMS 17
PITTSBURGH 30, Hou. Texans 23
Washington 20, DALLAS 17 (OT)
Indianapolis 40, N.Y. GIANTS 24
PHILADELPHIA 45, Carolina 21
Pittsburgh 27, TENNESSEE 24
Bal. Ravens 34, NEW ORLEANS 27
Miami 16, N.Y. JETS 13
GREEN BAY 43, Atlanta 37
New Orleans 31, CHICAGO 15
CINCINNATI 37, Denver 28

2013

Philadelphia 33, WASHINGTON 27
Hou. Texans 31, S.D. CHARGERS 28
CINCINNATI 20, Pittsburgh 10
DENVER 37, Oakland 21
NEW ORLEANS 38, Miami 17
N.Y. Jets 30, ATLANTA 28
S.D. CHARGERS 19, Indianapolis 9
N.Y. GIANTS 23, Minnesota 7
Seattle 14, ST.L. RAMS 9
Chicago 27, GREEN BAY 20
TAMPA BAY 22, Miami 19
CAROLINA 24, New England 20
San Francisco 27, WASHINGTON 6
SEATTLE 34, New Orleans 7
CHICAGO 45, Dallas 28
Bal. Ravens 18, DETROIT 16
SAN FRANCISCO 34, Atlanta 24

2012

BAL. RAVENS 44, Cincinnati 13
S.D. Chargers 22, OAKLAND 14
ATLANTA 27, Denver 21
SEATTLE 14, Green Bay 12
Chicago 34, DALLAS 18
Hou. Texans 23, N.Y. JETS 17
DENVER 35, S.D. Chargers 24
CHICAGO 13, Detroit 7
San Francisco 24, ARIZONA 3
NEW ORLEANS 28, Philadelphia 13
PITTSBURGH 16, Kansas City 13 (OT)
SAN FRANCISCO 32, Chicago 7
Carolina 30, PHILADELPHIA 22
WASHINGTON 17, N.Y. Giants 16
NEW ENGLAND 42, Hou. Texans 14
TENNESSEE 14, N.Y. Jets 10

MONDAY NIGHT FOOTBALL

2011

New England 38, MIAMI 24
Oakland 23, DENVER 20
N.Y. GIANTS 28, St.L. Rams 16
DALLAS 18, Washington 16
TAMPA BAY 24, Indianapolis 17
DETROIT 24, Chicago 13
N.Y. JETS 24, Miami 6
JACKSONVILLE 12, Bal. Ravens 7
KANSAS CITY 23, S.D. Chargers 20 (OT)
Chicago 30, PHILADELPHIA 24
GREEN BAY 45, Minnesota 7
NEW ENGLAND 34, Kansas City 3
NEW ORLEANS 49, N.Y. Giants 24
S.D. Chargers 38, JACKSONVILLE 14
SEATTLE 30, St.L. Rams 13
SAN FRANCISCO 20, Pittsburgh 3
NEW ORLEANS 45, Atlanta 16

2010

Bal. Ravens 10, N.Y. JETS 9
KANSAS CITY 21, S.D. Chargers 14
New Orleans 25, SAN FRANCISCO 22
CHICAGO 20, Green Bay 17
New England 41, MIAMI 14
N.Y. JETS 29, Minnesota 20
Tennessee 30, JACKSONVILLE 3
N.Y. Giants 41, DALLAS 35
INDIANAPOLIS 30, Hou. Texans 17
Pittsburgh 27, CINCINNATI 21
Philadelphia 59, WASHINGTON 28
S.D. Chargers 35, Denver 14
San Francisco 27, ARIZONA 6
NEW ENGLAND 45, N.Y. Jets 3
N.Y. Giants 21, MINNESOTA 3
Bal. Ravens 34, HOU. TEXANS 28 (OT)
Chicago 40, MINNESOTA 14
New Orleans 17, ATLANTA 14

2009

NEW ENGLAND 25, Buffalo 24
S.D. Chargers 24, OAKLAND 20
Indianapolis 27, MIAMI 23
DALLAS 21, Carolina 7
MINNESOTA 30, Green Bay 23
MIAMI 31, N.Y. Jets 27
Denver 34, S.D. CHARGERS 23
Philadelphia 27, WASHINGTON 17
NEW ORLEANS 35, Atlanta 27
Pittsburgh 28, DENVER 10
Bal. Ravens 16, CLEVELAND 0
Tennessee 20, HOU. TEXANS 17
NEW ORLEANS 38, New England 17
GREEN BAY 27, Bal. Ravens 14
SAN FRANCISCO 24, Arizona 9
N.Y. Giants 45, WASHINGTON 12
CHICAGO 36, Minnesota 30 (OT)

2008

GREEN BAY 24, Minnesota 19
Denver 41, OAKLAND 14
DALLAS 41, Philadelphia 37
S.D. CHARGERS 48, N.Y. Jets 29
PITTSBURGH 23, Bal. Ravens 20
Minnesota 30, NEW ORLEANS 27
CLEVELAND 35, N.Y. Giants 14
NEW ENGLAND 41, Denver 7
TENNESSEE 31, Indianapolis 21
Pittsburgh 23, WASHINGTON 6
ARIZONA 29, San Francisco 24
Cleveland 29, BUFFALO 27
NEW ORLEANS 51, Green Bay 29
HOU. TEXANS 30, Jacksonville 17
CAROLINA 28, Tampa Bay 23
PHILADELPHIA 30, Cleveland 10
CHICAGO 20, Green Bay 17

2007

CINCINNATI 27, Bal. Ravens 20
SAN FRANCISCO 20, Arizona 17
Washington 20, PHILADELPHIA 12
Tennessee 31, NEW ORLEANS 14
New England 34, CINCINNATI 13
Dallas 25, BUFFALO 24
N.Y. Giants 31, ATLANTA 10
Indianapolis 29, JACKSONVILLE 7
Green Bay 19, DENVER 13 (OT)
PITTSBURGH 38, Bal. Ravens 7
SEATTLE 24, San Francisco 0
DENVER 34, Tennessee 20
PITTSBURGH 3, Miami 0
New England 27, BAL. RAVENS 24
New Orleans 34, ATLANTA 14
MINNESOTA 13, Chicago 13
S.D. CHARGERS 23, Denver 3

2006

Minnesota 19, WASHINGTON 16
S.D. Chargers 27, OAKLAND 0
JACKSONVILLE 9, Pittsburgh 0
NEW ORLEANS 23, Atlanta 3
PHILADELPHIA 31, Green Bay 9
DENVER 13, Bal. Ravens 3
Chicago 24, ARIZONA 23
N.Y. Giants 36, DALLAS 22
New England 31, MINNESOTA 7
SEATTLE 16, Oakland 0
CAROLINA 24, Tampa Bay 10
JACKSONVILLE 26, N.Y. Giants 10
SEATTLE 34, Green Bay 24
PHILADELPHIA 27, Carolina 24
Chicago 42, ST.L. RAMS 27
INDIANAPOLIS 34, Cincinnati 16
N.Y. Jets 13, MIAMI 10

2005

ATLANTA 14, Philadelphia 10
N.Y. Giants 27, NEW ORLEANS 10
Washington 14, DALLAS 13
DENVER 30, Kansas City 10
CAROLINA 32, Green Bay 29
Pittsburgh 24, S.D. CHARGERS 22
INDIANAPOLIS 45, St.L. Rams 28
ATLANTA 27, N.Y. Jets 14
PITTSBURGH 20, Bal. Ravens 19
Indianapolis 40, NEW ENGLAND 21
Dallas 21, PHILADELPHIA 20
Minnesota 20, GREEN BAY 17
INDIANAPOLIS 26, Pittsburgh 7
Seattle 42, PHILADELPHIA 0
ATLANTA 36, New Orleans 17
BAL. RAVENS 48, Green Bay 3
New England 31, N.Y. JETS 21

2004

Green Bay 24, CAROLINA 14
PHILADELPHIA 27, Minnesota 16
Dallas 21, WASHINGTON 18
Kansas City 27, BAL. RAVENS 24
Tennessee 48, GREEN BAY 27
ST.L. RAMS 28, Tampa Bay 21
CINCINNATI 23, Denver 10
N.Y. JETS 41, Miami 14
INDIANAPOLIS 31, Minnesota 28
Philadelphia 49, DALLAS 21
New England 27, KANSAS CITY 19
GREEN BAY 45, St.L. Rams 17
Dallas 43, SEATTLE 39
Kansas City 49, TENNESSEE 38
MIAMI 29, New England 28
ST.L. RAMS 20, Philadelphia 7

2003

Tampa Bay 17, Philadelphia 0
Dallas 35, N.Y. GIANTS 32 (OT)
DENVER 31, Oakland 10
Green Bay 38, CHICAGO 23
Indianapolis 38, TAMPA BAY 35 (OT)
ST.L. RAMS 36, Atlanta 0
Kansas City 17, OAKLAND 10
Miami 26, S.D. CHARGERS 10
New England 30, DENVER 26
Philadelphia 17, GREEN BAY 14
SAN FRANCISCO 30, Pittsburgh 14
TAMPA BAY 19, N.Y. Giants 13
N.Y. JETS 24, Tennessee 17
St.L. Rams 26, CLEVELAND 20
Philadelphia 34, MIAMI 27
Green Bay 41, OAKLAND 7

MONDAY NIGHT FOOTBALL

2002

NEW ENGLAND 30, Pittsburgh 14
Philadelphia 37, WASHINGTON 7
TAMPA BAY 26, St.L. Rams 14
BAL. RAVENS 34, Denver 23
Green Bay 34, CHICAGO 21
San Francisco 28, SEATTLE 21
PITTSBURGH 28, Indianapolis 10
PHILADELPHIA 17, N.Y. Giants 3
GREEN BAY 24, Miami 10
Oakland 34, DENVER 10
ST.L. RAMS 21, Chicago 16
Philadelphia 38, SAN FRANCISCO 17
OAKLAND 26, N.Y. Jets 20
MIAMI 27, Chicago 9
TENNESSEE 24, New England 7
Pittsburgh 17, TAMPA BAY 7
ST.L. RAMS 31, San Francisco 20

2001

DENVER 31, N.Y. Giants 20
GREEN BAY 37, Washington 0
San Francisco 19, N.Y. JETS 17
St.L. Rams 35, DETROIT 0
DALLAS 9, Washington 7
Philadelphia 10, N.Y. GIANTS 9
PITTSBURGH 34, Tennessee 7
OAKLAND 38, Denver 28
Bal. Ravens 16, TENNESSEE 10
MINNESOTA 28, N.Y. Giants 16
Tampa Bay 24, ST.L. RAMS 17
Green Bay 28, JACKSONVILLE 21
MIAMI 41, Indianapolis 6
St.L. Rams 34, NEW ORLEANS 21
BAL. RAVENS 19, Minnesota 3

2000

ST.L. RAMS 41, Denver 36
N.Y. JETS 20, New England 19
Dallas 27, WASHINGTON 21
INDIANAPOLIS 43, Jacksonville 14
KANSAS CITY 24, Seattle 17
MINNESOTA 30, Tampa Bay 23
TENNESSEE 27, Jacksonville 13
N.Y. JETS 40, Miami 37 (OT)
Tennessee 27, WASHINGTON 21
GREEN BAY 26, Minnesota 20 (OT)
DENVER 27, Oakland 24
Washington 33, ST.L. RAMS 20
CAROLINA 31, Green Bay 14
NEW ENGLAND 30, Kansas City 24
INDIANAPOLIS 44, Buffalo 20
TAMPA BAY 38, St.L. Rams 35
TENNESSEE 31, Dallas 0

1999

Miami 38, DENVER 21
DALLAS 24, Atlanta 7
San Francisco 24, ARIZONA 10
Buffalo 23, MIAMI 18
Jacksonville 16, N.Y. JETS 6
N.Y. GIANTS 13, Dallas 10
PITTSBURGH 13, Atlanta 9
Seattle 27, GREEN BAY 7
MINNESOTA 27, Dallas 17
N.Y. Jets 24, NEW ENGLAND 17
DENVER 27, Oakland 21 (OT)
Green Bay 20, SAN FRANCISCO 3
TAMPA BAY 24, Minnesota 17
JACKSONVILLE 27, Denver 24
MINNESOTA 24, Green Bay 20
N.Y. Jets 38, MIAMI 31
ATLANTA 34, San Francisco 29

1998

DENVER 27, New England 21
San Francisco 45, WASHINGTON 10
Dallas 31, N.Y. GIANTS 7
DETROIT 27, Tampa Bay 6
Minnesota 37, GREEN BAY 24
JACKSONVILLE 28, Miami 21
N.Y. Jets 24, NEW ENGLAND 14
Pittsburgh 20, KANSAS CITY 13
Dallas 34, PHILADELPHIA 0
PITTSBURGH 27, Green Bay 20
Denver 30, KANSAS CITY 7
NEW ENGLAND 26, Miami 23
SAN FRANCISCO 31, N.Y. Giants 7
TAMPA BAY 24, Green Bay 22
SAN FRANCISCO 35, Detroit 13
MIAMI 31, Denver 21
JACKSONVILLE 21, Pittsburgh 3

1997

GREEN BAY 38, Chicago 24
Kansas City 28, OAKLAND 27
DALLAS 21, Philadelphia 20
JACKSONVILLE 30, Pittsburgh 21
San Francisco 34, CAROLINA 21
DENVER 34, New England 13
WASHINGTON 21, Dallas 16
Buffalo 9, INDIANAPOLIS 6
Green Bay 28, NEW ENGLAND 10
Chicago 36, MIAMI 33 (OT)
KANSAS CITY 13, Pittsburgh 10
San Francisco 24, PHILADELPHIA 12
MIAMI 30, Buffalo 13
DENVER 31, Oakland 3
Green Bay 27, MINNESOTA 11
Carolina 23, DALLAS 13
SAN FRANCISCO 34, Denver 17
New England 14, MIAMI 12

1996

Chicago 22, Dallas 6
GREEN BAY 39, Philadelphia 13
PITTSBURGH 24, Buffalo 6
INDIANAPOLIS 10, Miami 6
Dallas 23, PHILADELPHIA 19
Pittsburgh 17, KANSAS CITY 7
GREEN BAY 23, San Francisco 20 (OT)
Oakland 23, S.D. CHARGERS 14
Chicago 15, MINNESOTA 13
Denver 22, OAKLAND 21
S.D. CHARGERS 27, Detroit 21
DALLAS 21, Green Bay 6
Pittsburgh 24, MIAMI 17
San Francisco 34, ATLANTA 10
OAKLAND 26, Kansas City 7
MIAMI 16, Buffalo 14
SAN FRANCISCO 24, Detroit 14

1995

Dallas 35, N.Y. GIANTS 0
Green Bay 27, CHICAGO 24
MIAMI 23, Pittsburgh 10
DETROIT 27, San Francisco 24
Buffalo 22, CLEVELAND 19
KANSAS CITY 29, S.D. Chargers 23 (OT)
DENVER 27, Oakland 0
NEW ENGLAND 27, Buffalo 14
Chicago 14, MINNESOTA 6
DALLAS 34, Philadelphia 12
PITTSBURGH 20, Cleveland 3
San Francisco 44, Miami 20
S.D. CHARGERS 12, Oakland 6
DETROIT 27, Chicago 7
MIAMI 13, Kansas City 6
SAN FRANCISCO 37, Minnesota 30
Dallas 37, ARIZONA 13

1994

SAN FRANCISCO 44, L.A. Raiders 14
PHILADELPHIA 30, Chicago 22
Detroit 20, DALLAS 17 (OT)
BUFFALO 27, Denver 20
PITTSBURGH 30, Hou. Oilers 14
Minnesota 27, N.Y. GIANTS 10
Kansas City 31, DENVER 28
PHILADELPHIA 21, Hou. Oilers 6
Green Bay 33, CHICAGO 6
DALLAS 38, N.Y. Giants 10
PITTSBURGH 23, Buffalo 10
N.Y. Giants 13, HOU. OILERS 10
San Francisco 35, NEW ORLEANS 14
L.A. Raiders 24, S.D. CHARGERS 17
MIAMI 45, Kansas City 28
Dallas 24, NEW ORLEANS 16
MINNESOTA 21, San Francisco 14

MONDAY NIGHT FOOTBALL

1993

WASHINGTON 35, Dallas 16
CLEVELAND 23, San Francisco 13
KANSAS CITY 15, Denver 7
Pittsburgh 45, ATLANTA 17
MIAMI 17, Washington 10
BUFFALO 35, Hou. Oilers 7
L.A. Raiders 23, DENVER 20
Minnesota 19, CHICAGO 12
BUFFALO 24, Washington 10
KANSAS CITY 23, Green Bay 16
PITTSBURGH 23, Buffalo 0
SAN FRANCISCO 42, New Orleans 7
S.D. Chargers 31, INDIANAPOLIS 0
DALLAS 23, Philadelphia 17
Pittsburgh 21, MIAMI 20
N.Y. Giants 24, NEW ORLEANS 14
S.D. CHARGERS 45, Miami 20
Philadelphia 37, SAN FRANCISCO 34 (OT)

1992

DALLAS 23, Washington 10
Miami 27, CLEVELAND 23
N.Y. Giants 27, CHICAGO 14
KANSAS CITY 27, L.A. Raiders 7
PHILADELPHIA 31, Dallas 7
WASHINGTON 34, Denver 3
PITTSBURGH 20, Cincinnati 0
Buffalo 24, N.Y. JETS 20
Minnesota 38, CHICAGO 10
San Francisco 41, ATLANTA 3
Buffalo 26, MIAMI 20
NEW ORLEANS 20, Washington 3
SEATTLE 16, Denver 13 (OT)
HOU. OILERS 24, Chicago 7
MIAMI 20, L.A. Raiders 7
Dallas 41, ATLANTA 17
SAN FRANCISCO 24, Detroit 6

1991

N.Y. GIANTS 16, San Francisco 14
Washington 33, DALLAS 31
HOU. OILERS 17, Kansas City 7
CHICAGO 19, N.Y. Jets 13 (OT)
WASHINGTON 23, Philadelphia 0
KANSAS CITY 33, Buffalo 6
N.Y. Giants 23, PITTSBURGH 20
BUFFALO 35, Cincinnati 16
KANSAS CITY 24, L.A. Raiders 21
PHILADELPHIA 30, N.Y. Giants 7
Chicago 34, MINNESOTA 17
Buffalo 41, MIAMI 27
San Francisco 33, L.A. RAMS 10
Philadelphia 13, HOU. OILERS 6
MIAMI 37, Cincinnati 13
NEW ORLEANS 27, L.A. Raiders 0
SAN FRANCISCO 52, Chicago 14

1990

San Francisco 13, NEW ORLEANS 12
DENVER 24, Kansas City 23
Buffalo 30, N.Y. JETS 7
SEATTLE 31, Cincinnati 16
Cleveland 30, DENVER 29
PHILADELPHIA 32, Minnesota 24
Cincinnati 34, CLEVELAND 13
PITTSBURGH 41, L.A. Rams 10
N.Y. Giants 24, INDIANAPOLIS 7
PHILADELPHIA 28, Washington 14
L.A. Raiders 13, MIAMI 10
HOU. OILERS 27, Buffalo 24
SAN FRANCISCO 7, N.Y. Giants 3
L.A. Raiders 38, DETROIT 31
San Francisco 26, L.A. RAMS 10
NEW ORLEANS 20, L.A. Rams 17

1989

N.Y. Giants 27, WASHINGTON 24
Denver 28, BUFFALO 14
CINCINNATI 21, Cleveland 14
CHICAGO 27, Philadelphia 13
L.A. Raiders 14, N.Y. JETS 7
BUFFALO 23, L.A. Rams 20
CLEVELAND 27, Chicago 7
N.Y. GIANTS 24, Minnesota 14
SAN FRANCISCO 31, New Orleans 13
HOU. OILERS 26, Cincinnati 24
Denver 14, WASHINGTON 10
SAN FRANCISCO 34, N.Y. Giants 24
SEATTLE 17, Buffalo 16
San Francisco 30, L.A. RAMS 27
NEW ORLEANS 30, Philadelphia 20
MINNESOTA 29, Cincinnati 21

1988

N.Y. GIANTS 27, Washington 20
Dallas 17, PHOENIX 14
CLEVELAND 23, Indianapolis 17
L.A. Raiders 30, DENVER 27 (OT)
NEW ORLEANS 20, Dallas 17
PHILADELPHIA 24, N.Y. Giants 13
Buffalo 37, N.Y. JETS 14
CHICAGO 10, San Francisco 9
INDIANAPOLIS 55, Denver 23
HOU. OILERS 24, Cleveland 17
Buffalo 31, MIAMI 6
SAN FRANCISCO 37, Washington 21
SEATTLE 35, L.A. Raiders 27
L.A. RAMS 23, Chicago 3
MIAMI 38, Cleveland 31
MINNESOTA 28, Chicago 27

1987

CHICAGO 34, N.Y. Giants 19
N.Y. JETS 43, New England 24
San Francisco 41, N.Y. GIANTS 21
DENVER 30, L.A. Raiders 14
Washington 13, DALLAS 7
CLEVELAND 30, L.A. Rams 17
MINNESOTA 34, Denver 27
DALLAS 33, N.Y. Giants 24
N.Y. JETS 30, Seattle 14
DENVER 31, Chicago 29
L.A. Rams 30, WASHINGTON 26
L.A. Raiders 37, SEATTLE 14
MIAMI 37, N.Y. Jets 28
SAN FRANCISCO 41, Chicago 0
Dallas 29, L.A. RAMS 21
New England 24, MIAMI 10

1986

DALLAS 31, N.Y. Giants 28
Denver 21, PITTSBURGH 10
Chicago 25, GREEN BAY 12
Dallas 31, ST.L. CARDINALS 7
SEATTLE 33, S.D. Chargers 7
CINCINNATI 24, Pittsburgh 22
N.Y. JETS 22, Denver 10
N.Y. GIANTS 27, Washington 20
L.A. Rams 20, CHICAGO 17
CLEVELAND 26, Miami 16
WASHINGTON 14, San Francisco 6
MIAMI 45, N.Y. Jets 3
N.Y. Giants 21, SAN FRANCISCO 17
SEATTLE 37, L.A. Raiders 0
Chicago 16, DETROIT 13
New England 34, MIAMI 27

1985

DALLAS 44, Washington 14
CLEVELAND 17, Pittsburgh 7
L.A. Rams 35, SEATTLE 24
Cincinnati 37, PITTSBURGH 24
WASHINGTON 27, St.L. Cardinals 10
N.Y. JETS 23, Miami 7
CHICAGO 23, Green Bay 7
L.A. RAIDERS 34, S.D. Chargers 21
ST.L. RAMS 21, Dallas 10
DENVER 17, San Francisco 16
WASHINGTON 23, N.Y. Giants 21
SAN FRANCISCO 19, Seattle 6
MIAMI 38, Chicago 24
L.A. Rams 27, SAN FRANCISCO 20
MIAMI 30, New England 27
L.A. Raiders 16, L.A. RAMS 6

MONDAY NIGHT FOOTBALL

1984

Dallas 20, L.A. RAMS 13
SAN FRANCISCO 37, Washington 31
Miami 21, BUFFALO 17
L.A. RAIDERS 33, S.D. Chargers 30
PITTSBURGH 38, Cincinnati 17
San Francisco 31, N.Y. GIANTS 10
DENVER 17, Green Bay 14
L.A. Rams 24, ATLANTA 10
Seattle 24, S.D. CHARGERS 0
WASHINGTON 27, Atlanta 14
SEATTLE 17, L.A. Raiders 14
NEW ORLEANS 27, Pittsburgh 24
MIAMI 28, N.Y. Jets 17
S.D. CHARGERS 20, Chicago 7
L.A. Raiders 24, DETROIT 3
MIAMI 28, Dallas 21

1983

Dallas 31, WASHINGTON 30
S.D. Chargers 17, KANSAS CITY 14
L.A. RAIDERS 27, Miami 14
N.Y. GIANTS 27, Green Bay 3
N.Y. Jets 34, BUFFALO 10
Pittsburgh 24, CINCINNATI 14
GREEN BAY 48, Washington 47
ST.L. CARDINALS 20, N.Y. Giants 20 (OT)
Washington 27, S.D. CHARGERS 24
DETROIT 15, N.Y. Giants 9
L.A. Rams 36, ATLANTA 13
N.Y. Jets 31, NEW ORLEANS 28
MIAMI 38, Cincinnati 14
DETROIT 13, Minnesota 2
Green Bay 12, TAMPA BAY 9 (OT)
SAN FRANCISCO 42, Dallas 17

1982

Pittsburgh 36, DALLAS 28
Green Bay 27, N.Y. GIANTS 19
L.A. RAIDERS 28, S.D. Chargers 24
TAMPA BAY 23, Miami 17
N.Y. Jets 28, DETROIT 13
Dallas 37, HOU. OILERS 7
S.D. CHARGERS 50, Cincinnati 34
MIAMI 27, Buffalo 10
MINNESOTA 31, Dallas 27

1981

S.D. Chargers 44, CLEVELAND 14
Oakland 36, MINNESOTA 10
Dallas 35, NEW ENGLAND 21
L.A. Rams 24, CHICAGO 7
PHILADELPHIA 16, Atlanta 13
BUFFALO 31, Miami 21
DETROIT 48, Chicago 17
PITTSBURGH 26, Hou. Oilers 13
DENVER 19, Minnesota 17
DALLAS 27, Buffalo 14
SEATTLE 44, S.D. Chargers 23
ATLANTA 31, Minnesota 30
MIAMI 13, Philadelphia 10
OAKLAND 30, Pittsburgh 27
L.A. RAMS 21, Atlanta 16
S.D. CHARGERS 23, Oakland 10

1980

Dallas 17, WASHINGTON 3
Hou. Oilers 16, CLEVELAND 7
PHILADELPHIA 35, N.Y. Giants 3
NEW ENGLAND 23, Denver 14
CHICAGO 23, Tampa Bay 0
DENVER 20, Washington 17
Oakland 45, PITTSBURGH 34
N.Y. JETS 17, Miami 14
CLEVELAND 27, Chicago 21
HOU. OILERS 38, New England 34
Oakland 19, SEATTLE 17
L.A. Rams 27, NEW ORLEANS 7
OAKLAND 9, Denver 3
MIAMI 16, New England 13 (OT)
L.A. RAMS 38, Dallas 14
S.D. CHARGERS 26, Pittsburgh 17

1979

Pittsburgh 16, NEW ENGLAND 13 (OT)
Atlanta 14, PHILADELPHIA 10
WASHINGTON 27, N.Y. Giants 0
CLEVELAND 26, Dallas 7
GREEN BAY 27, New England 14
OAKLAND 13, Miami 3
N.Y. JETS 14, Minnesota 7
PITTSBURGH 42, Denver 7
Seattle 31, ATLANTA 28
Hou. Oilers 9, MIAMI 6
Philadelphia 31, DALLAS 21
L.A. RAMS 20, Atlanta 14
SEATTLE 30, N.Y. Jets 7
Oakland 42, NEW ORLEANS 35
HOU. OILERS 20, Pittsburgh 17
S.D. CHARGERS 17, Denver 7

1978

DALLAS 38, Bal. Colts 0
MINNESOTA 12, Denver 9 (OT)
Bal. Colts 34, NEW ENGLAND 27
Minnesota 24, CHICAGO 20
WASHINGTON 9, Dallas 5
MIAMI 21, Cincinnati 0
DENVER 16, Chicago 7
Hou. Oilers 24, PITTSBURGH 17
ATLANTA 15, L.A. Rams 7
BAL. COLTS 21, Washington 17
Oakland 34, CINCINNATI 21
HOU. OILERS 35, Miami 30
Pittsburgh 24, SAN FRANCISCO 7
S.D. CHARGERS 40, Chicago 7
Cincinnati 20, L.A. RAMS 19
MIAMI 23, New England 3

1977

PITTSBURGH 27, San Francisco 0
CLEVELAND 30, New England 27 (OT)
Oakland 37, KANSAS CITY 28
CHICAGO 24, L.A. Rams 23
PITTSBURGH 20, Cincinnati 14
L.A. RAMS 35, Minnesota 3
ST.L. CARDINALS 28, N.Y. Giants 0
BAL. COLTS 10, Washington 3
St.L. Cardinals 24, DALLAS 17
WASHINGTON 10, Green Bay 9
OAKLAND 34, Buffalo 13
MIAMI 17, Bal. Colts 6
Dallas 42, SAN FRANCISCO 35

1976

Miami 30, BUFFALO 21
Oakland 24, KANSAS CITY 21
Washington 20, PHILADELPHIA 17 (OT)
MINNESOTA 17, Pittsburgh 6
San Francisco 16, L.A. RAMS 0
NEW ENGLAND 41, N.Y. Jets 7
WASHINGTON 20, St.L. Cardinals 10
BAL. COLTS 38, Hou. Oilers 14
CINCINNATI 20, L.A. Rams 12
DALLAS 17, Buffalo 10
Bal. Colts 17, MIAMI 16
SAN FRANCISCO 20, Minnesota 16
OAKLAND 35, Cincinnati 20

1975

Oakland 31, MIAMI 21
DENVER 23, Green Bay 13
Dallas 36, DETROIT 10
WASHINGTON 27, St.L. Cardinals 17
N.Y. Giants 17, BUFFALO 14
Minnesota 13, CHICAGO 9
L.A. Rams 42, PHILADELPHIA 3
Kansas City 34, DALLAS 31
CINCINNATI 33, Buffalo 24
Pittsburgh 32, HOU. OILERS 9
MIAMI 20, New England 7
OAKLAND 17, Denver 10
S.D. CHARGERS 24, N.Y. Jets 16

1974

BUFFALO 21, Oakland 20
PHILADELPHIA 13, Dallas 10
WASHINGTON 30, Denver 3
MIAMI 21, N.Y. Jets 17
DETROIT 17, San Francisco 13
CHICAGO 10, Green Bay 9
PITTSBURGH 24, Atlanta 17
L.A. Rams 15, SAN FRANCISCO 13
Minnesota 28, ST.L. CARDINALS 24
Kansas City 42, DENVER 34
Pittsburgh 28, NEW ORLEANS 7
MIAMI 24, Cincinnati 3
Washington 23, L.A. RAMS 17

1973

GREEN BAY 23, N.Y. Jets 7
DALLAS 40, New Orleans 3
DETROIT 31, Atlanta 6
WASHINGTON 14, Dallas 7
Miami 17, CLEVELAND 9
DENVER 23, Oakland 23
BUFFALO 23, Kansas City 14
PITTSBURGH 21, Washington 16
KANSAS CITY 19, Chicago 7
ATLANTA 20, Minnesota 14
SAN FRANCISCO 20, Green Bay 6
MIAMI 30, Pittsburgh 26
L.A. RAMS 40, N.Y. Giants 6

MONDAY NIGHT FOOTBALL

1972

Washington 24, MINNESOTA 21
Kansas City 20, NEW ORLEANS 17
N.Y. Giants 27, PHILADELPHIA 12
Oakland 34, HOU. OILERS 0
Green Bay 24, DETROIT 23
CHICAGO 13, Minnesota 10
DALLAS 28, Detroit 24
Bal. Colts 24, NEW ENGLAND 17
Cleveland 21, S.D. CHARGERS 17
WASHINGTON 24, Atlanta 13
MIAMI 31, St.L. Cardinals 10
L.A. Rams 26, SAN FRANCISCO 16
OAKLAND 24, N.Y. Jets 16

1971

Minnesota 16, DETROIT 13
ST.L. CARDINALS 17, N.Y. Jets 10
Oakland 34, CLEVELAND 20
DALLAS 20, N.Y. Giants 13
KANSAS CITY 38, Pittsburgh 16
MINNESOTA 10, Bal. Colts 3
GREEN BAY 14, Detroit 14
BAL. COLTS 24, L.A. Rams 17
S.D. CHARGERS 20, St.L. Cardinals 17
ATLANTA 28, Green Bay 21
MIAMI 34, Chicago 3
Kansas City 26, SAN FRANCISCO 17
Washington 38, L.A. RAMS 24

1970

CLEVELAND 31, N.Y. Jets 21
Kansas City 44, BAL. COLTS 24
DETROIT 28, Chicago 14
Green Bay 22, S.D. CHARGERS 20
OAKLAND 34, Washington 20
MINNESOTA 13, L.A. Rams 3
PITTSBURGH 21, Cincinnati 10
Bal. Colts 13, GREEN BAY 10
St.L. Cardinals 38, DALLAS 0
PHILADELPHIA 23, N.Y. Giants 20
Miami 20, ATLANTA 7
Cleveland 21, HOU. OILERS 10
Detroit 28, L.A. RAMS 23

MONDAY NIGHT FOOTBALL

MONDAY NIGHT WON-LOST RECORDS, 1970-2020

AMERICAN FOOTBALL CONFERENCE

	Balt.	Buff.	Cin.	Clev.	Den.	Hou.	Ind.	Jax.	K.C.	L.V.	L.A.C.	Mia.	N.E.	N.Y.J.	Pitt.	Tenn.
Total	14-12	19-27	12-25	16-17	32-42-1	5-9	23-18	8-7	30-19	41-29-1	22-25	42-43	27-27	22-34	49-26	24-18
2020	1-1	2-1	1-0	0-1	0-1				3-0	1-0	0-1		1-2	0-1	1-2	1-0
2019	1-0		0-1	1-1	0-1	0-1	0-1		1-0	1-0	0-1	0-1	1-0	0-2	2-0	
2018		0-1			0-2	1-0			1-1	1-1			1-0	1-0	1-0	1-1
2017	1-0		0-1		1-1	0-1	0-1		2-0	0-1	0-1	1-1	0-1		1-0	1-0
2016	0-1	0-1	0-1		1-0	0-2	1-0			1-0			1-0	0-2	1-0	
2015	1-1	0-1	0-2	0-1	1-0	1-0	0-2		0-1		0-2	0-1	1-0	1-0	1-0	
2014	1-0		1-0		0-1	0-1	1-1		1-0		0-1	1-0	0-1	0-2	2-0	0-1
2013	1-0		1-0		1-0	1-0	0-1			0-1	1-1	0-2	0-1	1-0	0-1	
2012	1-0		0-1		1-1	1-1			0-1	0-1	1-1		1-0	0-2	1-0	1-0
2011	0-1				0-1		0-1	1-1	1-1	1-0	1-1	0-2	2-0	1-0	0-1	
2010	2-0		0-1		0-1	0-2	1-0	0-1	1-0		1-1	0-1	2-0	1-2	1-0	1-0
2009	1-1	0-1		0-1	1-1	0-1	1-0			0-1	1-1	1-1	1-1	0-1	1-0	1-0
2008	0-1	0-1		2-1	1-1	1-0	0-1	0-1		0-1	1-0		1-0	0-1	2-0	1-0
2007	0-3	0-1	1-1		1-2		1-0	0-1			1-0	0-1	2-0		2-0	1-1
2006	0-1		0-1		1-0		1-0	2-0	0-1	0-2	1-0	0-1	1-0	1-0	0-1	
2005	1-1				1-0		3-0		0-1		0-1		1-1	0-2	2-1	
2004	0-1		1-0		0-1		1-0		2-1			1-1	1-1	1-0		1-1
2003				0-1	1-1		1-0		1-0	0-3	0-1	1-1	1-0	1-0	0-1	0-1
2002	1-0				0-2		0-1			2-0		1-1	1-1	0-1	2-1	1-0
2001	2-0				1-1		0-1	0-1		1-0		1-0		0-1	1-0	0-2
2000		0-1			1-1		2-0	0-2	1-1	0-1		0-1	1-1	2-0		3-0
1999		1-0			1-2			2-0		0-1		1-2	0-1	2-1	1-0	
1998					2-1			2-0	0-2			1-2	1-2	1-0	2-1	
1997		1-1			2-1		0-1	1-0	2-0	0-2		1-2	1-2		0-2	
1996		0-2			1-0		1-0		0-2	2-1	1-1	1-2			3-0	
1995		1-1		0-2	1-0				1-1	0-2	1-1	2-1	1-0		1-1	
1994		1-1			0-2				1-1	1-1	0-1	1-0			2-0	0-3
1993		2-1		1-0	0-2		0-1		2-0	1-0	2-0	1-2			3-0	0-1
1992		2-0	0-1	0-1	0-2				1-0	0-2		2-1		0-1	1-0	1-0
1991		2-1	0-2						2-1	0-2		1-1		0-1	0-1	1-1
1990		1-1	1-1	1-1	1-1		0-1		0-1	2-0		0-1		0-1	1-0	1-0
1989		1-2	1-2	1-1	2-0					1-0				0-1		1-0
1988		2-0		1-2	0-2		1-1			1-1		1-1		0-1		1-0
1987				1-0	2-1					1-1		1-1	1-1	2-1		
1986			1-0	1-0	1-1					0-1	0-1	1-2	1-0	1-1	0-2	
1985			1-0	1-0	1-0					2-0	0-1	2-1	0-1	1-0	0-2	
1984		0-1	0-1		1-0					2-1	1-2	3-0		0-1	1-1	
1983		0-1	0-2						0-1	1-0	1-1	1-1		2-0	1-0	
1982		0-1	0-1							1-0	1-1	1-1		1-0	1-0	0-1
1981		1-1		0-1	1-0					2-1	2-1	1-1	0-1		1-1	0-1
1980				1-1	1-2					3-0	1-0	1-1	1-2	1-0	0-2	2-0
1979				1-0	0-2					2-0	1-0	0-2	0-2	1-1	2-1	2-0
1978			1-2		1-1		2-1			1-0	1-0	2-1	0-2		1-1	2-0
1977		0-1	0-1	1-0			1-1		0-1	2-0		1-0	0-1		2-0	
1976		0-2	1-1				2-0		0-1	2-0		1-1	1-0	0-1	0-1	0-1
1975		0-2	1-0		1-1				1-0	2-0	1-0	1-1	0-1	0-1	1-0	0-1
1974		1-0	0-1		0-2				1-0	0-1		2-0		0-1	2-0	
1973		1-0		0-1	0-0-1				1-1	0-0-1		2-0		0-1	1-1	
1972				1-0			1-0		1-0	2-0	0-1	1-0	0-1	0-1		0-1
1971				0-1			1-1		2-0	1-0	1-0	1-0		0-1	0-1	
1970			0-1	2-0			1-1		1-0	1-0	0-1	1-0		0-1	1-0	0-1

MONDAY NIGHT FOOTBALL ALL-TIME STANDINGS

AMERICAN FOOTBALL CONFERENCE

East	W	L	T	Pct.	South	W	L	T	Pct.
New England	27	27	0	.500	Tennessee	24	18	0	.571
Miami	42	43	0	.494	Indianapolis	23	18	0	.561
Buffalo	19	27	0	.413	Jacksonville	8	7	0	.533
N.Y. Jets	22	34	0	.393	Hou. Texans	5	9	0	.357
North	W	L	T	Pct.	West	W	L	T	Pct.
Pittsburgh	49	26	0	.653	Kansas City	30	19	0	.612
Bal. Ravens	14	12	0	.538	Las Vegas	41	29	1	.585
Cleveland	16	17	0	.485	L.A. Chargers	22	25	0	.468
Cincinnati	12	25	0	.324	Denver	32	42	1	.433

MONDAY NIGHT FOOTBALL

MONDAY NIGHT WON-LOST RECORDS, 1970-2020

AMERICAN FOOTBALL CONFERENCE

	Balt.	Buff.	Cin.	Clev.	Den.	Hou.	Ind.	Jax.	K.C.	L.V.	L.A.C.	Mia.	N.E.	N.Y.J.	Pitt.	Tenn.
Total	14-12	19-27	12-25	16-17	32-42-1	5-9	23-18	8-7	30-19	41-29-1	22-25	42-43	27-27	22-34	49-26	24-18
2020	1-1	2-1	1-0	0-1	0-1				3-0	1-0	0-1		1-2	0-1	1-2	1-0
2019	1-0		0-1	1-1	0-1	0-1	0-1		1-0	1-0	0-1	0-1	1-0	0-2	2-0	
2018		0-1			0-2	1-0			1-1	1-1			1-0	1-0	1-0	1-1
2017	1-0		0-1		1-1	0-1	0-1		2-0	0-1	0-1	1-1	0-1		1-0	1-0
2016	0-1	0-1	0-1		1-0	0-2	1-0			1-0			1-0	0-2	1-0	
2015	1-1	0-1	0-2	0-1	1-0	1-0	0-2		0-1		0-2	0-1	1-0	1-0	1-0	
2014	1-0		1-0		0-1	0-1	1-1		1-0		0-1	1-0	0-1	0-2	2-0	0-1
2013	1-0		1-0		1-0	1-0	0-1			0-1	1-1	0-2	0-1	1-0	0-1	
2012	1-0		0-1		1-1	1-1			0-1	0-1	1-1		1-0	0-2	1-0	1-0
2011	0-1				0-1		0-1	1-1	1-1	1-0	1-1	0-2	2-0	1-0	0-1	
2010	2-0		0-1		0-1	0-2	1-0	0-1	1-0		1-1	0-1	2-0	1-2	1-0	1-0
2009	1-1	0-1		0-1	1-1	0-1	1-0			0-1	1-1	1-1	1-1	0-1	1-0	1-0
2008	0-1	0-1		2-1	1-1	1-0	0-1	0-1		0-1	1-0		1-0	0-1	2-0	1-0
2007	0-3	0-1	1-1		1-2		1-0	0-1			1-0	0-1	2-0		2-0	1-1
2006	0-1		0-1		1-0		1-0	2-0	0-1	0-2	1-0	0-1	1-0	1-0	0-1	
2005	1-1				1-0		3-0		0-1		0-1		1-1	0-2	2-1	
2004	0-1		1-0		0-1		1-0		2-1			1-1	1-1	1-0		1-1
2003				0-1	1-1		1-0		1-0	0-3	0-1	1-1	1-0	1-0	0-1	0-1
2002	1-0				0-2		0-1			2-0		1-1	1-1	0-1	2-1	1-0
2001	2-0				1-1		0-1	0-1		1-0		1-0		0-1	1-0	0-2
2000		0-1			1-1		2-0	0-2	1-1	0-1		0-1	1-1	2-0		3-0
1999		1-0			1-2			2-0		0-1		1-2	0-1	2-1	1-0	
1998					2-1			2-0	0-2			1-2	1-2	1-0	2-1	
1997		1-1			2-1		0-1	1-0	2-0	0-2		1-2	1-2		0-2	
1996		0-2			1-0		1-0		0-2	2-1	1-1	1-2			3-0	
1995		1-1		0-2	1-0				1-1	0-2	1-1	2-1	1-0		1-1	
1994		1-1			0-2				1-1	1-1	0-1	1-0			2-0	0-3
1993		2-1		1-0	0-2		0-1		2-0	1-0	2-0	1-2			3-0	0-1
1992		2-0	0-1	0-1	0-2				1-0	0-2		2-1		0-1	1-0	1-0
1991		2-1	0-2						2-1	0-2		1-1		0-1	0-1	1-1
1990		1-1	1-1	1-1	1-1		0-1		0-1	2-0		0-1		0-1	1-0	1-0
1989		1-2	1-2	1-1	2-0					1-0				0-1		1-0
1988		2-0		1-2	0-2		1-1			1-1		1-1		0-1		1-0
1987				1-0	2-1					1-1		1-1	1-1	2-1		
1986			1-0	1-0	1-1					0-1	0-1	1-2	1-0	1-1	0-2	
1985			1-0	1-0	1-0					2-0	0-1	2-1	0-1	1-0	0-2	
1984		0-1	0-1		1-0					2-1	1-2	3-0		0-1	1-1	
1983		0-1	0-2						0-1	1-0	1-1	1-1		2-0	1-0	
1982		0-1	0-1							1-0	1-1	1-1		1-0	1-0	0-1
1981		1-1		0-1	1-0					2-1	2-1	1-1	0-1		1-1	0-1
1980				1-1	1-2					3-0	1-0	1-1	1-2	1-0	0-2	2-0
1979				1-0	0-2					2-0	1-0	0-2	0-2	1-1	2-1	2-0
1978			1-2		1-1		2-1			1-0	1-0	2-1	0-2		1-1	2-0
1977		0-1	0-1	1-0			1-1		0-1	2-0		1-0	0-1		2-0	
1976		0-2	1-1				2-0		0-1	2-0		1-1	1-0	0-1	0-1	0-1
1975		0-2	1-0		1-1				1-0	2-0	1-0	1-1	0-1	0-1	1-0	0-1
1974		1-0	0-1		0-2				1-0	0-1		2-0		0-1	2-0	
1973		1-0		0-1	0-0-1				1-1	0-0-1		2-0		0-1	1-1	
1972				1-0			1-0		1-0	2-0	0-1	1-0	0-1	0-1		0-1
1971				0-1			1-1		2-0	1-0	1-0	1-0		0-1	0-1	
1970			0-1	2-0			1-1		1-0	1-0	0-1	1-0		0-1	1-0	0-1

MONDAY NIGHT FOOTBALL ALL-TIME STANDINGS

NATIONAL FOOTBALL CONFERENCE

East					South				
	W	L	T	Pct.		W	L	T	Pct.
Dallas	47	35	0	.573	Carolina	10	7	0	.588
Philadelphia	36	28	0	.563	New Orleans	23	23	0	.500
Washington	29	45	0	.392	Tampa Bay	12	12	0	.500
N.Y. Giants	25	43	1	.370	Atlanta	15	28	0	.349
North					West				
	W	L	T	Pct.		W	L	T	Pct.
Green Bay	35	32	*1	.522	Seattle	27	10	0	.730
Minnesota	30	34	0	.469	San Francisco	49	29	0	.628
Detroit	16	19	*1	.457	L.A. Rams	30	33	0	.476
Chicago	32	40	0	.444	Arizona	10	16	1	.389

SUNDAY NIGHT FOOTBALL

SUNDAY NIGHT FOOTBALL, 1978-2020

*Home Team in capitals; games listed in
chronological order*

2020

L.A. RAMS 20, Dallas 17
SEATTLE 35, New England 30
Green Bay 37, NEW ORLEANS 30
Philadelphia 25, SAN FRANCISCO 20
SEATTLE 27, Minnesota 26
SAN FRANCISCO 24, L.A. Rams 16
ARIZONA 37, Seattle 34 (OT)
PHILADELPHIA 23, Dallas 9
New Orleans 38, TAMPA BAY 3
NEW ENGLAND 23, Bal. Ravens 17
Kansas City 35, LAS VEGAS 31
GREEN BAY 41, Chicago 25
KANSAS CITY 22, Denver 16
BUFFALO 26, Pittsburgh 15
Cleveland 20, N.Y. GIANTS 6
GREEN BAY 40, Tennessee 14
Washington 20, PHILADELPHIA 14

2019

ATLANTA 24, Philadelphia 20
L.A. Rams 20, CLEVELAND 13
NEW ORLEANS 12, Dallas 10
Indianapolis 19, KANSAS CITY 13
Pittsburgh 24, L.A. CHARGERS 17
DALLAS 37, Philadelphia 10
Green Bay 31, KANSAS CITY 24
BAL. RAVENS 37, New England 20
Minnesota 28, DALLAS 24
L.A. RAMS 17, Chicago 7
SAN FRANCISCO 37, Green Bay 8
HOU. TEXANS 28, New England 22
L.A. RAMS 28, Seattle 12
Buffalo 17, PITTSBURGH 10
Kansas City 26, CHICAGO 3
San Francisco 26, SEATTLE 21

2018

GREEN BAY 24, Chicago 23
DALLAS 20, N.Y. Giants 13
DETROIT 26, New England 10
Bal. Ravens 26, PITTSBURGH 14
HOU. TEXANS 19, Dallas 16 (OT)
NEW ENGLAND 43, Kansas City 40
KANSAS CITY 45, Cincinnati 10
New Orleans 30, MINNESOTA 20
NEW ENGLAND 31, Green Bay 17
Dallas 27, PHILADELPHIA 20
CHICAGO 25, Minnesota 20
MINNESOTA 24, Green Bay 17
L.A. Chargers 33, PITTSBURGH 30
CHICAGO 15, L.A. Rams 6
Philadelphia 30, L.A. RAMS 23
SEATTLE 38, Kansas City 31
Indianapolis 33, TENNESSEE 17

2017

DALLAS 19, N.Y. Giants 3
ATLANTA 34, Green Bay 23
WASHINGTON 27, Oakland 10
SEATTLE 46, Indianapolis 18
Kansas City 42, HOU. TEXANS 34
N.Y. Giants 23, DENVER 10
NEW ENGLAND 23, Atlanta 7
Pittsburgh 20, DETROIT 15
Oakland 27, MIAMI 24
New England 41, DENVER 16
Philadelphia 37, DALLAS 9
PITTSBURGH 31, Green Bay 28
SEATTLE 24, Philadelphia 10
PITTSBURGH 39, Bal. Ravens 38
Dallas 20, OAKLAND 17

2016

New England 23, ARIZONA 21
MINNESOTA 17, Green Bay 14
DALLAS 31, Chicago 17
PITTSBURGH 43, Kansas City 14
GREEN BAY 23, N.Y. Giants 16
HOU. TEXANS 26, Indianapolis 23 (OT)
ARIZONA 6, Seattle 6 (OT)
DALLAS 29, Philadelphia 23 (OT)
OAKLAND 30, Denver 20
Seattle 31, NEW ENGLAND 24
WASHINGTON 42, Green Bay 24
Kansas City 30, DENVER 27 (OT)
SEATTLE 40, Carolina 7
N.Y. GIANTS 10, Dallas 7
Pittsburgh 24, CINCINNATI 20
KANSAS CITY 33, Denver 10
Green Bay 31, DETROIT 24

2015

DALLAS 27, N.Y. Giants 26
GREEN BAY 27, Seattle 17
Denver 24, DETROIT 12
NEW ORLEANS 26, Dallas 20 (OT)
N.Y. GIANTS 30, San Francisco 27
New England 34, INDIANAPOLIS 27
CAROLINA 27, Philadelphia 16
DENVER 29, Green Bay 10
Philadelphia 33, DALLAS 27 (OT)
Arizona 39, SEATTLE 32
ARIZONA 34, Cincinnati 31
DENVER 30, New England 24 (OT)
PITTSBURGH 45, Indianapolis 10
New England 27, HOU. TEXANS 6
Arizona 40, PHILADELPHIA 17
MINNESOTA 49, N.Y. Giants 17
Minnesota 20, GREEN BAY 13

2014

DENVER 31, Indianapolis 24
Chicago 28, SAN FRANCISCO 20
Pittsburgh 37, CAROLINA 19
DALLAS 38, New Orleans 17
NEW ENGLAND 43, Cincinnati 17
PHILADELPHIA 27, N.Y. Giants 0
DENVER 42, San Francisco 17
NEW ORLEANS 44, Green Bay 23
PITTSBURGH 43, Bal. Ravens 23
GREEN BAY 55, Chicago 14
New England 42, INDIANAPOLIS 20
Dallas 31, N.Y. GIANTS 28
Denver 29, KANSAS CITY 16
New England 23, S.D. CHARGERS 14
Dallas 38, PHILADELPHIA 27
Seattle 35, ARIZONA 6
PITTSBURGH 27, Cincinnati 17

2013

DALLAS 36, N.Y. Giants 31
SEATTLE 29, San Francisco 3
Chicago 40, PITTSBURGH 23
New England 30, ATLANTA 23
SAN FRANCISCO 34, Hou. Texans 3
OAKLAND 27, S.D. Chargers 17
Dallas 31, Washington 16
INDIANAPOLIS 39, Denver 33
Green Bay 44, MINNESOTA 31
Indianapolis 27, HOU. TEXANS 24
NEW ORLEANS 49, Dallas 17
N.Y. Giants 24, WASHINGTON 17
NEW ENGLAND 34, Denver 31 (OT)
Denver 35, KANSAS CITY 28
NEW ORLEANS 31, Carolina 13
PITTSBURGH 30, Cincinnati 10
PHILADELPHIA 54, Chicago 11
Philadelphia 24, DALLAS 22

2012

DENVER 31, Pittsburgh 19
SAN FRANCISCO 27, Detroit 19
BAL. RAVENS 31, New England 30
PHILADELPHIA 19, N.Y. Giants 17
NEW ORLEANS 31, S.D. Chargers 24
Green Bay 42, HOU. TEXANS 24
Pittsburgh 24, CINCINNATI 17
DENVER 34, New Orleans 14
ATLANTA 19, Dallas 13
Hou. Texans 13, CHICAGO 6
Bal. Ravens 13, PITTSBURGH 10
N.Y. GIANTS 38, Green Bay 10
DALLAS 38, Philadelphia 33
GREEN BAY 27, Detroit 20
San Francisco 41, NEW ENGLAND 34
SEATTLE 42, San Francisco 13
WASHINGTON 28, Dallas 18

SUNDAY NIGHT FOOTBALL

2011

N.Y. JETS 27, Dallas 24
ATLANTA 35, Philadelphia 31
Pittsburgh 23, INDIANAPOLIS 20
BAL. RAVENS 34, N.Y. Jets 17
Green Bay 25, ATLANTA 14
CHICAGO 39, Minnesota 10
NEW ORLEANS 62, Indianapolis 7
PHILADELPHIA 34, Dallas 7
Bal. Ravens 23, PITTSBURGH 20
New England 37, N.Y. JETS 16
Philadelphia 17, N.Y. GIANTS 10
Pittsburgh 13, KANSAS CITY 9
NEW ORLEANS 31, Detroit 17
N.Y. Giants 37, DALLAS 34
S.D. CHARGERS 34, Bal. Ravens 14
GREEN BAY 35, Chicago 21
N.Y. GIANTS 31, Dallas 14

2010

WASHINGTON 13, Dallas 7
INDIANAPOLIS 38, N.Y. Giants 14
N.Y. Jets 31, MIAMI 23
N.Y. GIANTS 17, Chicago 3
Philadelphia 27, SAN FRANCISCO 34
Indianapolis 27, WASHINGTON 24
GREEN BAY 28, Minnesota 24
NEW ORLEANS 20, Pittsburgh 10
GREEN BAY 45, Dallas 7
New England 39, PITTSBURGH 26
PHILADELPHIA 27, N.Y. Giants 17
S.D. Chargers 36, INDIANAPOLIS 34
Pittsburgh 13, BAL. RAVENS 10
Philadelphia 30, DALLAS 27
NEW ENGLAND 31, Green Bay 27
SEATTLE 16, St.L. Rams 6

2009

GREEN BAY 21, Chicago 15
N.Y. Giants 33, DALLAS 31
Indianapolis 31, ARIZONA 10
PITTSBURGH 38, S.D. Chargers 28
Indianapolis 31, TENNESSEE 9
ATLANTA 21, Chicago 14
Arizona 24, N.Y. GIANTS 17
Dallas 20, PHILADELPHIA 16
INDIANAPOLIS 35, New England 34
Philadelphia 24, CHICAGO 20
BAL. RAVENS 20, Pittsburgh 17 (OT)
ARIZONA 30, Minnesota 17
Philadelphia 45, N.Y. GIANTS 38
CAROLINA 26, Minnesota 7
Dallas 17, WASHINGTON 0
N.Y. JETS 37, Cincinnati 0

2008

Chicago 29, INDIANAPOLIS 13
Pittsburgh 10, CLEVELAND 6
Dallas 27, GREEN BAY 16
CHICAGO 24, Philadelphia 20
Pittsburgh 26, JACKSONVILLE 21
S.D. CHARGERS 30, New England 10
TAMPA BAY 20, Seattle 10
INDIANAPOLIS 18, New England 15
N.Y. Giants 36, PHILADELPHIA 31
Dallas 14, WASHINGTON 10
Indianapolis 23, S.D. CHARGERS 20
MINNESOTA 34, Chicago 14
BAL. RAVENS 24, Washington 10
DALLAS 20, N.Y. Giants 8
N.Y. GIANTS 34, Carolina 28 (OT)
S.D. CHARGERS 52, Denver 21

2007

DALLAS 45, N.Y. Giants 35
NEW ENGLAND 38, S.D. Chargers 14
Dallas 34, CHICAGO 10
N.Y. GIANTS 16, Philadelphia 3
Chicago 27, GREEN BAY 20
New Orleans 28, SEATTLE 17
DENVER 31, Pittsburgh 28
Dallas 38, PHILADELPHIA 17
S.D. CHARGERS 23, Indianapolis 21
New England 56, BUFFALO 10
NEW ENGLAND 31, Philadelphia 28
PITTSBURGH 24, Cincinnati 10
Indianapolis 44, BAL. RAVENS 20
Washington 22, N.Y. GIANTS 10
Washington 32, MINNESOTA 21
Tennessee 16, INDIANAPOLIS 10

2006

Indianapolis 26, N.Y. GIANTS 21
DALLAS 27, Washington 10
Denver 17, NEW ENGLAND 7
CHICAGO 37, Seattle 6
S.D. CHARGERS 23, Pittsburgh 13
DENVER 13, Oakland 3
Dallas 35, CAROLINA 14
Indianapolis 27, NEW ENGLAND 20
Chicago 38, N.Y. GIANTS 20
S.D. Chargers 35, DENVER 27
INDIANAPOLIS 45, Philadelphia 21
Seattle 23, DENVER 20
New Orleans 42, DALLAS 17
S.D. CHARGERS 20, Kansas City 9
Green Bay 26, CHICAGO 7

2005

Indianapolis 24, BAL. RAVENS 7
Kansas City 23, OAKLAND 17
S.D. CHARGERS 45, N.Y. Giants 23
ARIZONA 31, San Francisco 14
JACKSONVILLE 23, Cincinnati 20
SEATTLE 42, Hou. Texans 10
NEW ENGLAND 21, Buffalo 16
WASHINGTON 17, Philadelphia 10
PITTSBURGH 34, Cleveland 21
Kansas City 45, HOU. TEXANS 17
New Orleans 21, N.Y. JETS 19
S.D. CHARGERS 34, Oakland 10
GREEN BAY 16, Detroit 13 (OT)
CHICAGO 16, Atlanta 3
BAL. RAVENS 30, Minnesota 23
St.L. Rams 20, DALLAS 10

2004

DENVER 34, Kansas City 24
CINCINNATI 16, Miami 13
OAKLAND 30, Tampa Bay 20
Pittsburgh 13, MIAMI 3
St.L. Rams 24, SAN FRANCISCO 14
Bal. Ravens 17, WASHINGTON 10
Minnesota 38, NEW ORLEANS 31
CHICAGO 23, San Francisco 13
BAL. RAVENS 27, Cleveland 13
NEW ENGLAND 29, Buffalo 6
Green Bay 16, HOU. TEXANS 13
Oakland 25, DENVER 24
Pittsburgh 17, JACKSONVILLE 16
Philadelphia 17, WASHINGTON 14
INDIANAPOLIS 20, Bal. Ravens 10
MIAMI 10, Cleveland 7
N.Y. GIANTS 28, Dallas 24

2003

TENNESSEE 25, Oakland 20
MINNESOTA 24, Chicago 13
MIAMI 17, Buffalo 7
Indianapolis 55, NEW ORLEANS 21
Cleveland 33, PITTSBURGH 13
SEATTLE 20, San Francisco 19
KANSAS CITY 38, Buffalo 5
Green Bay 30, MINNESOTA 27
ST.L. RAMS 33, Bal. Ravens 22
NEW ENGLAND 12, Dallas 0
MIAMI 24, Washington 23
JACKSONVILLE 17, Tampa Bay 10
ATLANTA 20, Carolina 14 (OT)
NEW ORLEANS 45, N.Y. Giants 7
Denver 31, INDIANAPOLIS 17
BAL. RAVENS 13, Pittsburgh 10 (OT)

2002

HOU. TEXANS 19, Dallas 10
Oakland 30, PITTSBURGH 17
ATLANTA 30, Cincinnati 3
SEATTLE 48, Minnesota 23
Bal. Ravens 26, CLEVELAND 21
Miami 24, DENVER 22
WASHINGTON 26, Indianapolis 21
N.Y. GIANTS 24, Jacksonville 17
N.Y. JETS 13, Miami 10
OAKLAND 27, New England 20
Indianapolis 23, DENVER 20 (OT)
NEW ORLEANS 23, Tampa Bay 20
GREEN BAY 26, Minnesota 22
ST.L. RAMS 30, Arizona 28
N.Y. Jets 30, NEW ENGLAND 17
Tampa Bay 15, CHICAGO 0

2001

Miami 31, TENNESSEE 23
Denver 38, ARIZONA 17
PHILADELPHIA 40, Dallas 18
SAN FRANCISCO 24, Carolina 14
Oakland 23, INDIANAPOLIS 18
N.Y. Jets 16, NEW ORLEANS 9
SEATTLE 34, Oakland 27
St.L. Rams 24, NEW ENGLAND 17
Chicago 13, MINNESOTA 6
SAN FRANCISCO 35, Buffalo 0
DENVER 20, Seattle 7
Pittsburgh 26, BAL. RAVENS 21
N.Y. Jets 29, INDIANAPOLIS 28
Washington 40, NEW ORLEANS 10
Philadelphia 17, TAMPA BAY 13

SUNDAY NIGHT FOOTBALL

2000

BUFFALO 16, Tennessee 13
ARIZONA 32, Dallas 31
MIAMI 19, Bal. Ravens 6
Washington 16, N.Y. GIANTS 6
PHILADELPHIA 38, Atlanta 10
Bal. Ravens 15, JACKSONVILLE 10
Minnesota 28, CHICAGO 16
Oakland 15, S.D. CHARGERS 13
Carolina 27, ST.L. RAMS 24
INDIANAPOLIS 23, N.Y. Jets 15
Jacksonville 34, PITTSBURGH 24
N.Y. Giants 31, ARIZONA 7
Green Bay 28, CHICAGO 6
OAKLAND 31, N.Y. Jets 7
N.Y. Giants 17, DALLAS 13

1999

Pittsburgh 43, CLEVELAND 0
BUFFALO 17, N.Y. Jets 3
NEW ENGLAND 16, N.Y. Giants 14
SEATTLE 22, Oakland 21
GREEN BAY 26, Tampa Bay 23
Washington 24, ARIZONA 10
DETROIT 20, Tampa Bay 3
MIAMI 17, Tennessee 0
SEATTLE 20, Denver 17
JACKSONVILLE 41, New Orleans 23
CAROLINA 34, Atlanta 28
NEW ENGLAND 13, Dallas 6
KANSAS CITY 31, Minnesota 28
Buffalo 31, ARIZONA 21
Washington 26, SAN FRANCISCO 20 (OT)

1998

KANSAS CITY 28, Oakland 8
NEW ENGLAND 29, Indianapolis 6
ARIZONA 17, Philadelphia 3
BAL. RAVENS 31, Cincinnati 24
KANSAS CITY 17, Seattle 6
Atlanta 34, N.Y. GIANTS 20
Buffalo 30, CAROLINA 14
Oakland 31, SEATTLE 18
Tennessee 31, TAMPA BAY 22
DETROIT 26, Chicago 3
SAN FRANCISCO 31, New Orleans 20
Denver 31, S.D. CHARGERS 16
MINNESOTA 48, Chicago 22
N.Y. Jets 21, MIAMI 16
MINNESOTA 50, Jacksonville 10
DALLAS 23, Washington 7

1997

Washington 24, CAROLINA 10
ARIZONA 25, Dallas 22 (OT)
NEW ENGLAND 27, N.Y. Jets 24 (OT)
TAMPA BAY 31, Miami 21
MINNESOTA 28, Philadelphia 19
New Orleans 20, CHICAGO 17
PITTSBURGH 24, Indianapolis 22
CAROLINA 21, Atlanta 12
GREEN BAY 20, Detroit 10
PITTSBURGH 37, Bal. Ravens 0
Oakland 38, S.D. CHARGERS 13
WASHINGTON 7, N.Y. Giants 7 (OT)
Denver 38, S.D. CHARGERS 28
MIAMI 33, Detroit 30
Chicago 13, ST.L. RAMS 10
SEATTLE 38, San Francisco 9

1996

Buffalo 23, N.Y. GIANTS 20 (OT)
Miami 38, ARIZONA 10
DENVER 27, Tampa Bay 23
Philadelphia 33, ATLANTA 18
WASHINGTON 31, N.Y. Jets 16
Hou. Oilers 30, CINCINNATI 27 (OT)
INDIANAPOLIS 26, Bal. Ravens 21
NEW ENGLAND 28, Buffalo 25
San Francisco 24, NEW ORLEANS 17
CAROLINA 27, N.Y. Giants 17
Minnesota 16, OAKLAND 13 (OT)
Green Bay 24, ST.L. RAMS 9
New England 45, S.D. CHARGERS 7
Minnesota 24, DETROIT 22
JACKSONVILLE 20, Seattle 13
S.D. CHARGERS 16, Denver 10

1995

DENVER 22, Buffalo 7
Philadelphia 31, ARIZONA 19
Dallas 23, MINNESOTA 17 (OT)
Green Bay 24, JACKSONVILLE 14
Oakland 47, N.Y. JETS 10
Denver 37, NEW ENGLAND 3
N.Y. Giants 24, WASHINGTON 15
Miami 24, S.D. CHARGERS 14
PHILADELPHIA 31, Denver 13
KANSAS CITY 20, Hou. Oilers 13
NEW ORLEANS 34, Carolina 26
SAN FRANCISCO 27, Buffalo 17
TAMPA BAY 13, Green Bay 10 (OT)
SEATTLE 44, Oakland 10

1994

S.D. Chargers 37, DENVER 34
N.Y. Giants 20, ARIZONA 17
Kansas City 30, ATLANTA 10
Chicago 19, N.Y. JETS 7
Miami 23, CINCINNATI 7
PHILADELPHIA 21, Washington 17
ARIZONA 20, Pittsburgh 17 (OT)
KANSAS CITY 13, L.A. Raiders 3
DETROIT 14, Tampa Bay 9
SAN FRANCISCO 31, L.A. Rams 27
New England 12, INDIANAPOLIS 10
Buffalo 42, MIAMI 31
New Orleans 29, ATLANTA 20
L.A. Raiders 17, SEATTLE 16
MIAMI 27, Detroit 20

1993

NEW ORLEANS 33, Hou. Oilers 21
L.A. Raiders 17, SEATTLE 13
Dallas 17, PHOENIX 10
N.Y. JETS 45, New England 7
BUFFALO 17, N.Y. Giants 14
GREEN BAY 30, Denver 27
MIAMI 41, Indianapolis 27
Detroit 30, MINNESOTA 27
WASHINGTON 30, Indianapolis 24
Chicago 16, S.D. CHARGERS 13
TAMPA BAY 23, Minnesota 10
HOU. OILERS 23, Pittsburgh 3
SAN FRANCISCO 21, Cincinnati 8
Green Bay 20, S.D. CHARGERS 13
Philadelphia 20, INDIANAPOLIS 10
MINNESOTA 30, Kansas City 10
HOU. OILERS 24, N.Y. Jets 0

1992

DENVER 17, L.A. Raiders 13
Philadelphia 31, PHOENIX 14
BUFFALO 38, Indianapolis 0
San Francisco 16, NEW ORLEANS 10
N.Y. JETS 30, New England 21
NEW ORLEANS 13, L.A. Rams 10
Pittsburgh 27, KANSAS CITY 3
N.Y. Giants 24, WASHINGTON 7
Cincinnati 31, CHICAGO 28 (OT)
DENVER 27, N.Y. Giants 13
Kansas City 24, SEATTLE 14
S.D. CHARGERS 27, L.A. Raiders 3
L.A. Rams 31, TAMPA BAY 27
Green Bay 16, HOU. OILERS 14
MIAMI 19, N.Y. Jets 17
HOU. OILERS 27, Buffalo 3

1991

WASHINGTON 45, Detroit 0
Hou. Oilers 30, CINCINNATI 7
NEW ORLEANS 24, L.A. Rams 7
Dallas 17, PHOENIX 9
Denver 13, MINNESOTA 6
Pittsburgh 21, INDIANAPOLIS 3
L.A. Raiders 23, SEATTLE 20
Washington 17, N.Y. GIANTS 13
DENVER 20, Pittsburgh 13
MIAMI 30, New England 20
HOU. OILERS 28, Cleveland 24
Atlanta 23, NEW ORLEANS 20 (OT)
L.A. Raiders 9, S.D. CHARGERS 7
Minnesota 26, TAMPA BAY 24
Buffalo 35, INDIANAPOLIS 7
SEATTLE 23, L.A. Rams 9

1990

N.Y. GIANTS 27, Philadelphia 20
PITTSBURGH 20, Hou. Oilers 9
TAMPA BAY 23, Detroit 20
Washington 38, PHOENIX 10
BUFFALO 38, L.A. Raiders 24
CHICAGO 38, L.A. Rams 9
ATLANTA 38, Cincinnati 17
MINNESOTA 27, Denver 22
San Francisco 24, DALLAS 6
CINCINNATI 27, Pittsburgh 3
Seattle 13, S.D. CHARGERS 10
MINNESOTA 23, Green Bay 7
MIAMI 23, Philadelphia 20
DETROIT 38, Chicago 21
SEATTLE 17, Denver 12
HOU. OILERS 34, Pittsburgh 14

1989

Dallas 13, WASHINGTON 3
S.D. CHARGERS 14, L.A. Raiders 12
INDIANAPOLIS 27, N.Y. Jets 10
L.A. Rams 20, NEW ORLEANS 17
MINNESOTA 27, Chicago 16
MIAMI 31, New England 10
SEATTLE 23, L.A. Raiders 17

SUNDAY NIGHT FOOTBALL

1988

HOU. OILERS 41, Washington 17
L.A. Raiders 13, S.D. CHARGERS 3
Minnesota 43, DALLAS 3
New England 6, MIAMI 3
N.Y. Giants 13, NEW ORLEANS 12
Pittsburgh 37, HOU. OILERS 34
SEATTLE 42, Denver 14
L.A. Rams 38, SAN FRANCISCO 16

1987

N.Y. GIANTS 17, New England 10
S.D. CHARGERS 16, L.A. Raiders 14
Miami 20, DALLAS 14
SAN FRANCISCO 38, Cleveland 24
Chicago 30, MINNESOTA 24
SEATTLE 28, Denver 21
MIAMI 23, Washington 21
SAN FRANCISCO 48, L.A. Rams 0

1986

L.A. RAMS 29, Dallas 10

1985

Dallas 30, N.Y. GIANTS 29
S.D. CHARGERS 54, Pittsburgh 44

1984

Denver 24, CLEVELAND 14
DALLAS 30, New Orleans 27 (OT)

1983

L.A. Raiders 40, DALLAS 38

1982

ATLANTA 17, San Francisco 7

1981

DALLAS 29, L.A. Rams 17

1980

DALLAS 42, S.D. Chargers 31

1979

DALLAS 30, L.A. Rams 6

1978

New England 21, OAKLAND 14
L.A. RAMS 10, Pittsburgh 7
Denver 21, OAKLAND 6

SUNDAY NIGHT FOOTBALL

SUNDAY NIGHT WON-LOST RECORDS, 1978-2020

AMERICAN FOOTBALL CONFERENCE

	Balt.	Buff.	Cin.	Clev.	Den.	Hou.	Ind.	Jax.	K.C.	L.V.	L.A.C.	Mia.	N.E.	N.Y.J.	Pitt.	Tenn.
Total	15-13	12-10	3-16	2-10	27-23	5-8	22-25	5-6	17-12	19-21	16-19	19-9	32-22	10-13	29-24	11-11
2020	0-1	1-0		1-0	0-1				2-0	0-1			1-1		0-1	0-1
2019	1-0	1-0		0-1		1-0	1-0		1-2		0-1		1-2		1-2	
2018	1-0		0-1			1-0	1-0		1-2				2-1		0-1	0-1
2017	0-1				0-2	0-1	0-1		1-0	1-2		0-1	2-0			3-0
2016					0-3	1-0	0-1		2-1	1-0			1-1			1-0
2015			0-1		3-0	0-1	0-2						2-1			1-0
2014	0-1		0-2		3-0		0-2		0-1		0-1		3-0			3-0
2013			0-1		1-2	0-2	2-0		0-1	1-0	0-1		2-0			1-1
2012	2-0		0-1		2-0	1-1					0-1		0-2			1-2
2011	2-1						0-2		0-1		1-0		1-0	1-2	2-1	
2010	0-1						2-1				1-0	0-1	2-0	1-0	1-2	
2009	1-0		0-1				3-0				0-1		0-1	1-0	1-1	0-1
2008	1-0			0-1	0-1		2-1	0-1			2-1		0-2			2-0
2007	0-1	0-1	0-1		1-0		1-2				1-1		3-0		1-1	1-0
2006					2-2		3-0		0-1	0-1	3-0		0-2			0-1
2005	1-1	0-1	0-1	0-1		0-2	1-0	1-0	2-0	0-2	2-0		1-0	0-1	1-0	
2004	2-1	0-1	1-0	0-2	1-1	0-1	1-0	0-1	0-1	2-0		1-2	1-0			2-0
2003	1-1	0-2		1-0	1-0		1-1	1-0	1-0	0-1		2-0	1-0			0-2
2002	1-0		0-1	0-1	0-2	1-0	1-1	0-1		2-0		1-1	0-2	2-0	0-1	
2001	0-1	0-1			2-0		0-2			1-1		1-0	0-1	2-0	1-0	0-1
2000	1-1	1-0					1-0	1-1		2-0	0-1	1-0		0-2	0-1	0-1
1999		2-0		0-1	0-1			1-0	1-0	0-1		1-0	2-0	0-1	1-0	0-1
1998	1-0	1-0	0-1		1-0		0-1	0-1	2-0	1-1	0-1	0-1	1-0	1-0		1-0
1997	0-1				1-0		0-1			1-0	0-2	1-1	1-0	0-1	2-0	
1996	0-1	1-1	0-1		1-1		1-0	1-0		0-1	1-1	1-0	2-0	0-1		1-0
1995		0-2			2-1			0-1	1-0	1-1	0-1	1-0	0-1	0-1		0-1
1994		1-0	0-1		0-1		0-1		2-0	1-1	1-0	2-1	1-0	0-1	0-1	
1993		1-0	0-1		0-1		0-3		0-1	0-2	0-2	1-0	0-1	1-1	0-1	2-1
1992		1-1	1-0		2-0		0-1		1-1	2-0	1-0	1-0	0-1	1-1	1-0	1-1
1991		1-0	0-1	0-1	2-0		0-2			0-1	0-1	1-0	0-1		1-1	2-0
1990		1-0	1-1		0-2					0-2	0-1	1-0				1-2
1989							1-0			1-0	1-0	1-0	0-1	0-1		
1988					0-1					0-1	0-1	0-1	1-0		1-0	1-1
1987				0-1	0-1						1-0	2-0	0-1			
1986																
1985											1-0				0-1	
1984			0-1		1-0											
1983										1-0						
1982																
1981																
1980											0-1					
1979																
1978					1-0					0-2			1-0		0-1	

SUNDAY NIGHT FOOTBALL ALL-TIME STANDINGS

AMERICAN FOOTBALL CONFERENCE

East					South				
	W	L	T	Pct.		W	L	T	Pct.
Miami	19	9	0	.679	Tennessee	11	11	0	.500
New England	32	22	0	.593	Indianapolis	22	25	0	.468
Buffalo	12	10	0	.545	Jacksonville	5	6	0	.455
New York Jets	10	13	0	.435	Houston	5	8	0	.385
North					West				
	W	L	T	Pct.		W	L	T	Pct.
Pittsburgh	29	24	0	.547	Kansas City	17	12	0	.586
Baltimore	15	13	0	.536	Denver	27	23	0	.540
Cleveland	2	10	0	.167	Las Vegas	19	21	0	.475
Cincinnati	3	16	0	.158	Los Angeles Chargers	16	19	0	.457

SUNDAY NIGHT FOOTBALL

SUNDAY NIGHT WON-LOST RECORDS, 1978-2020

NATIONAL FOOTBALL CONFERENCE

	Ariz.	Atl.	Car.	Chi.	Dall.	Det.	G.B.	L.A.R.	Minn.	N.O.	N.Y.G.	Phil.	S.F.	Sea.	T.B.	Wash.
Total	11-15-1	11-10	6-10	18-26	35-36	6-13	30-16	14-15	20-20	22-15	22-31-1	26-23	17-16	27-16-1	6-13	19-17-1
2020	1-0			0-1	0-2		3-0	1-1	0-1	1-1	0-1	2-1	1-1	2-1	0-1	1-0
2019		1-0		0-2	1-2		1-1	3-0	1-0	1-0		0-2	2-0	0-2		
2018				2-1	2-1	1-0	1-2	0-2	1-2	1-0	0-1	1-1	0-1	2-0		
2017		1-1			2-1	0-1	0-2				1-1	1-1		2-0		1-0
2016	0-1-1		0-1	0-1	3-1	0-1	2-2		1-0		1-1	0-1		2-0-1	0-1	1-0
2015	3-0		1-0		1-2	0-1	1-2		2-0	1-0	1-2	1-2	0-1	0-2		
2014	0-1		0-1	1-1	3-0		1-1			1-1	0-2	1-1	0-2	1-0		
2013		0-1	0-1	1-1	2-2		1-0		0-1	2-0	1-1	2-0	1-1	1-0		0-2
2012		1-0		0-1	1-2	0-2	2-1			1-1	1-1	1-1	2-1	1-0		1-0
2011		1-1		1-1	0-4	0-1	2-0		0-1	2-0	2-1	2-1				
2010				0-1	0-3		2-1	0-1	0-1	1-0	1-2	3-0	0-1	1-0		1-1
2009	2-1	1-0	1-0	0-3	2-1		1-0		0-2		1-2	2-1				0-1
2008			0-1	2-1	3-0		0-1		1-0		2-1	0-2		0-1	1-0	0-2
2007				1-1	3-0		0-1		0-1	1-0	1-2	0-3		0-1		2-0
2006			0-1	2-1	2-1		1-0			1-0	0-2	0-1		1-1		0-1
2005	1-0	0-1		1-0	0-1	0-1	1-0	1-0	0-1	1-0	0-1	0-1	0-1	1-0		1-0
2004				1-0	0-1		1-0	1-0	1-0	0-1	1-0	1-0	0-2		0-1	0-2
2003		1-0	0-1	0-1	0-1		1-0	1-0	1-1	1-1	0-1		0-1	1-0	0-1	0-1
2002	0-1	1-0		0-1	0-1		1-0	1-0	0-2	1-0	1-0			1-0	1-1	1-0
2001	0-1		0-1	1-0	0-1			1-0	0-1	0-2		2-0	2-0	1-1	0-1	1-0
2000	1-1	0-1	1-0	0-2	0-2		1-0	0-1	1-0		2-1	1-0				1-0
1999	0-2	0-1	1-0		0-1	1-0	1-0		0-1	0-1	0-1		0-1	2-0	0-2	2-0
1998	1-0	1-0	0-1	0-2	1-0	1-0			2-0	0-1	0-1	0-1	1-0	0-2	0-1	0-1
1997	1-0	0-1	1-1	1-1	0-1	0-2	1-0	0-1	1-0	1-0	0-0-1	0-1	0-1	1-0	1-0	1-0-1
1996	0-1	0-1	1-0			0-1	1-0	0-1	2-0	0-1	0-2	1-0	1-0	0-1	0-1	1-0
1995	0-1		0-1		1-0		1-1		0-1	1-0	1-0	2-0	1-0	1-0	1-0	0-1
1994	1-1	0-2		1-0		1-1		0-1		1-0	1-0	1-0	1-0	0-1	0-1	0-1
1993	0-1			1-0	1-0	1-0	2-0		1-2	1-0	0-1	1-0	1-0	0-1	1-0	1-0
1992	0-1			0-1			1-0	1-1		1-1	1-1	1-0	1-0	0-1	0-1	0-1
1991	0-1	1-0			1-0	0-1		0-2	1-1	1-1	0-1			1-1	0-1	2-0
1990	0-1	1-0		1-1	0-1	1-1	0-1	0-1	2-0		1-0	0-2	1-0	2-0	1-0	1-0
1989				0-1	1-0			1-0	1-0	0-1				1-0		0-1
1988					0-1			1-0	1-0	0-1	1-0		0-1	1-0		0-1
1987				1-0	0-1			0-1	0-1		1-0		2-0	1-0		0-1
1986					0-1			1-0								
1985					1-0						0-1					
1984					1-0					0-1						
1983					0-1											
1982		1-0											0-1			
1981					1-0			0-1								
1980					1-0											
1979					1-0			0-1								
1978								1-0								

SUNDAY NIGHT FOOTBALL ALL-TIME STANDINGS

NATIONAL FOOTBALL CONFERENCE

East	W	L	T	Pct.	South	W	L	T	Pct.
Philadelphia	26	23	0	.531	New Orleans	22	15	0	.595
Washington	19	17	1	.527	Atlanta	11	10	0	.524
Dallas	35	36	0	.493	Carolina	6	10	0	.375
New York Giants	22	31	1	.417	Tampa Bay	6	13	0	.278
North	W	L	T	Pct.	West	W	L	T	Pct.
Green Bay	30	16	0	.652	Seattle	27	16	1	.625
Minnesota	20	20	0	.500	San Francisco	17	16	0	.515
Chicago	18	26	0	.409	Los Angeles Rams	14	15	0	.483
Detroit	6	13	0	.316	Arizona	11	15	1	.426

THURSDAY-SATURDAY NIGHT FOOTBALL

THURSDAY, FRIDAY & SATURDAY NIGHT GAMES, 1974-2020

Home Team in capitals; games listed in chronological order

2020

KANSAS CITY 34, Hou. Texans 20 (Thu.)
 CLEVELAND 35, Cincinnati 30 (Thu.)
 Miami 31, JACKSONVILLE 13 (Thu.)
 Denver 37, N.Y. JETS 28 (Thu.)
 CHICAGO 20, Tampa Bay 19 (Thu.)
 PHILADELPHIA 22, N.Y. Giants 21 (Thu.)
 Atlanta 25, CAROLINA 17 (Thu.)
 Green Bay 34, SAN FRANCISCO 17 (Thu.)
 Indianapolis 34, TENNESSEE 17 (Thu.)
 SEATTLE 28, Arizona 21 (Thu.)
 L.A. RAMS 24, New England 3 (Thu.)
 L.A. Chargers 30, Las Vegas 27 (Thu.)
 GREEN BAY 24, Carolina 16 (Sat.)
 NEW ORLEANS 52, Minnesota 33 (Fri.)
 Miami 26, LAS VEGAS 25 (Sat.)

2019

Green Bay 10, CHICAGO 3 (Thu.)
 Tampa Bay 20, CAROLINA 14 (Thu.)
 JACKSONVILLE 20, Tennessee 7 (Thu.)
 Philadelphia 34, GREEN BAY 27 (Thu.)
 SEATTLE 30, L.A. Rams 29 (Thu.)
 NEW ENGLAND 35, N.Y. Giants 14 (Thu.)
 Kansas City 30, DENVER 6 (Thu.)
 MINNESOTA 19, Washington 9 (Thu.)
 San Francisco 28, ARIZONA 25 (Thu.)
 OAKLAND 26, L.A. Chargers 24 (Thu.)
 CLEVELAND 21, Pittsburgh 7 (Thu.)
 HOU. TEXANS 20, Indianapolis 17 (Thu.)
 NEW ORLEANS 26, Atlanta 18 (Thu.)
 CHICAGO 31, Dallas 24 (Thu.)
 BAL. RAVENS 42, N.Y. Jets 21 (Thu.)
 SAN FRANCISCO 34, L.A. Rams 31 (Sat.)

2018

PHILADELPHIA 18, Atlanta 12 (Thu.)
 CINCINNATI 34, Bal. Ravens 23 (Thu.)
 CLEVELAND 21, N.Y. Jets 17 (Thu.)
 L.A. RAMS 38, Minnesota 31 (Thu.)
 NEW ENGLAND 38, Indianapolis 24 (Thu.)
 Philadelphia 34, N.Y. GIANTS 13 (Thu.)
 Denver 45, ARIZONA 10 (Thu.)
 HOU. TEXANS 42, Miami 23 (Thu.)
 SAN FRANCISCO 34, Oakland 3 (Thu.)
 PITTSBURGH 52, Carolina 21 (Thu.)
 SEATTLE 27, Green Bay 24 (Thu.)
 NEW ORLEANS 31, Atlanta 17 (Thu.)
 DALLAS 13, New Orleans 10 (Thu.)
 TENNESSEE 30, Jacksonville 9 (Thu.)
 L.A. Chargers 29, KANSAS CITY 28 (Thu.)
 Cleveland 17, DENVER 16 (Sat.)
 Bal. Ravens 22, L.A. CHARGERS 10 (Sat.)

2017

Kansas City 42, NEW ENGLAND 27 (Thu.)
 Hou. Texans 13, CINCINNATI 9 (Thu.)
 L.A. Rams 41, SAN FRANCISCO 39 (Thu.)
 GREEN BAY 35, Chicago 14 (Thu.)
 New England 19, TAMPA BAY 14 (Thu.)
 Philadelphia 28, CAROLINA 23 (Thu.)
 OAKLAND 31, Kansas City 30 (Thu.)
 BAL. RAVENS 40, Miami 0 (Thu.)
 N.Y. JETS 34, Buffalo 21 (Thu.)
 Seattle 22, ARIZONA 16 (Thu.)
 PITTSBURGH 40, Tennessee 17 (Thu.)
 WASHINGTON 20, N.Y. Giants 10 (Thu.)
 DALLAS 38, Washington 14 (Thu.)
 ATLANTA 20, New Orleans 17 (Thu.)
 Denver 25, INDIANAPOLIS 13 (Thu.)
 KANSAS CITY 30, L.A. Chargers 13 (Sat.)
 Minnesota 16, GREEN BAY 0 (Sat.)

2016

DENVER 21, Carolina 20 (Thu.)
 N.Y. Jets 37, BUFFALO 31 (Thu.)
 NEW ENGLAND 27, Hou. Texans 0 (Thu.)
 CINCINNATI 22, Miami 7 (Thu.)
 Arizona 33, SAN FRANCISCO 21 (Thu.)
 S.D. CHARGERS 21, Denver 13 (Thu.)
 GREEN BAY 26, Chicago 10 (Thu.)
 TENNESSEE 36, Jacksonville 22 (Thu.)
 Atlanta 43, TAMPA BAY 28 (Thu.)
 BAL. RAVENS 28, Cleveland 7 (Thu.)
 CAROLINA 23, New Orleans 20 (Thu.)
 Pittsburgh 28, INDIANAPOLIS 7 (Thu.)
 Dallas 17, MINNESOTA 15 (Thu.)
 KANSAS CITY 21, Oakland 13 (Thu.)
 SEATTLE 24, L.A. 3 (Thu.)
 Miami 34, N.Y. JETS 13 (Sat.)
 PHILADELPHIA 24, N.Y. Giants 19 (Thu.)

2015

NEW ENGLAND 28, Pittsburgh 21 (Thu.)
 Denver 31, KANSAS CITY 24 (Thu.)
 N.Y. GIANTS 32, Washington 21 (Thu.)
 Bal. Ravens 23, PITTSBURGH 20 (OT) (Thu.)
 Indianapolis 27, HOU. TEXANS 20 (Thu.)
 NEW ORLEANS 31, Atlanta 21 (Thu.)
 Seattle 20, SAN FRANCISCO 3 (Thu.)
 NEW ENGLAND 36, Miami 7 (Thu.)
 CINCINNATI 31, Cleveland 10 (Thu.)
 Buffalo 22, N.Y. JETS 17 (Thu.)
 JACKSONVILLE 19, Tennessee 13 (Thu.)
 Green Bay 27, DETROIT 23 (Thu.)
 ARIZONA 23, Minnesota 20 (Thu.)
 ST.L. RAMS 31, Tampa Bay 23 (Thu.)
 N.Y. Jets 19, DALLAS 16 (Sat.)
 OAKLAND 23, S.D. Chargers 20 (OT) (Thu.)
 Washington 38, PHILADELPHIA 24 (Sat.)

2014

SEATTLE 36, Green Bay 16 (Thu.)
 BAL. RAVENS 26, Pittsburgh 6 (Thu.)
 ATLANTA 56, Tampa Bay 14 (Thu.)
 N.Y. Giants 45, WASHINGTON 14 (Thu.)
 GREEN BAY 42, Minnesota 10 (Thu.)
 Indianapolis 33, HOU. TEXANS 28 (Thu.)
 NEW ENGLAND 27, N.Y. Jets 25 (Thu.)
 DENVER 35, S.D. Chargers 21 (Thu.)
 New Orleans 28, CAROLINA 10 (Thu.)
 Cleveland 24, CINCINNATI 3 (Thu.)
 MIAMI 22, Buffalo 9 (Thu.)
 OAKLAND 24, Kansas City 20 (Thu.)
 Dallas 41, CHICAGO 28 (Thu.)
 Arizona 12, ST.L. RAMS 6 (Thu.)
 JACKSONVILLE 21, Tennessee 13 (Thu.)
 WASHINGTON 27, Philadelphia 24 (Sat.)
 S.D. Chargers 38, SAN FRANCISCO 35 (OT) (Sat.)

2013

DENVER 49, Bal. Ravens 27 (Thu.)
 NEW ENGLAND 13, N.Y. Jets 10 (Thu.)
 Kansas City 26, PHILADELPHIA 16 (Thu.)
 San Francisco 35, ST.L. RAMS 11 (Thu.)
 CLEVELAND 37, Buffalo 24 (Thu.)
 CHICAGO 27, N.Y. Giants 21 (Thu.)
 Seattle 34, ARIZONA 22 (Thu.)
 Carolina 31, TAMPA BAY 13 (Thu.)
 MIAMI 22, Cincinnati 20 (Thu.)
 MINNESOTA 34, Washington 27 (Thu.)
 Indianapolis 30, TENNESSEE 27 (Thu.)
 New Orleans 17, ATLANTA 13 (Thu.)
 JACKSONVILLE 27, Hou. Texans 20 (Thu.)
 S.D. CHARGERS 27, DENVER 20 (Thu.)

2012

Dallas 24, N.Y. GIANTS 17 (Wed.)
 GREEN BAY 23, Chicago 10 (Thu.)
 N.Y. Giants 36, CAROLINA 7 (Thu.)
 BAL. RAVENS 23, Cleveland 16 (Thu.)
 ST.L. RAMS 17, Arizona 3 (Thu.)
 TENNESSEE 26, Pittsburgh 23 (Thu.)
 SAN FRANCISCO 13, Seattle 6 (Thu.)
 Tampa Bay 36, MINNESOTA 17 (Thu.)
 S.D. CHARGERS 31, Kansas City 13 (Thu.)
 Indianapolis 27, JACKSONVILLE 10 (Thu.)
 BUFFALO 19, Miami 14 (Thu.)
 ATLANTA 23, New Orleans 13 (Thu.)
 Denver 26, OAKLAND 13 (Thu.)
 Cincinnati 34, PHILADELPHIA 13 (Thu.)
 Atlanta 31, DETROIT 18 (Sat.)

2011

GREEN BAY 42, New Orleans 34 (Thu.)
 Oakland 24, S.D. CHARGERS 17 (Thu.)
 DENVER 17, N.Y. Jets 13 (Thu.)
 Green Bay 27, DETROIT 15 (Thu.)
 DALLAS 20, Miami 19 (Thu.)
 BAL. RAVENS 16, San Francisco 6 (Thu.)
 SEATTLE 31, Philadelphia 14 (Thu.)
 PITTSBURGH 14, Cleveland 3 (Thu.)
 ATLANTA 41, Jacksonville 14 (Thu.)
 Dallas 31, TAMPA BAY 15 (Sat.)
 INDIANAPOLIS 19, Hou. Texans 16 (Thu.)

SUNDAY NIGHT FOOTBALL

2010

NEW ORLEANS 14, Minnesota 9 (Thu.)
 ATLANTA 26, Bal. Ravens 21 (Thu.)
 Chicago 16, MIAMI 0 (Thu.)
 N.Y. JETS 26, Cincinnati 10 (Thu.)
 PHILADELPHIA 34, Hou. Texans 24 (Thu.)
 INDIANAPOLIS 30, Tennessee 28 (Thu.)
 S.D. CHARGERS 34, San Francisco 7 (Thu.)
 PITTSBURGH 27, Carolina 3 (Thu.)
 ARIZONA 27, Dallas 26 (Sat.)

2009

PITTSBURGH 13, Tennessee 10 (OT) (Thu.)
 SAN FRANCISCO 10, Chicago 6 (Thu.)
 Miami 24, CAROLINA 17 (Thu.)
 DENVER 26, N.Y. Giants 6 (Thu.)
 N.Y. Jets 19, BUFFALO 13 in Toronto (Thu.)
 CLEVELAND 13, Pittsburgh 6 (Thu.)
 Indianapolis 35, JACKSONVILLE 31 (Thu.)
 Dallas 24, NEW ORLEANS 17 (Sat.)
 S.D. Chargers 42, TENNESSEE 17 (Fri.)

2008

N.Y. GIANTS 16, Washington 7 (Thu.)
 Denver 34, CLEVELAND 30 (Thu.)
 N.Y. Jets 34, NEW ENGLAND 31 (Thu.)
 PITTSBURGH 27, Cincinnati 10 (Thu.)
 PHILADELPHIA 48, Arizona 20 (Thu.)
 S.D. CHARGERS 34, Oakland 7 (Thu.)
 CHICAGO 27, New Orleans 24 (Thu.)
 Indianapolis 31, JACKSONVILLE 24 (Thu.)
 Bal. Ravens 33, DALLAS 24 (Sat.)

2007

INDIANAPOLIS 41, New Orleans 10 (Thu.)
 Indianapolis 31, ATLANTA 13 (Thu.)
 DALLAS 37, Green Bay 27 (Thu.)
 WASHINGTON 24, Chicago 16 (Thu.)
 HOU. TEXANS 31, Denver 13 (Thu.)
 SAN FRANCISCO 20, Cincinnati 13 (Sat.)
 Pittsburgh 41, ST.L. RAMS 24 (Thu.)
 Dallas 20, CAROLINA 13 (Sat.)
 New England 38, N.Y. GIANTS 35 (Sat.)

2006

PITTSBURGH 28, Miami 17 (Thu.)
 KANSAS CITY 19, Denver 10 (Thu.)
 CINCINNATI 13, Bal. Ravens 7 (Thu.)
 PITTSBURGH 27, Cleveland 7 (Thu.)
 San Francisco 24, SEATTLE 14 (Thu.)
 Dallas 38, ATLANTA 28 (Sat.)
 GREEN BAY 9, Minnesota 7 (Thu.)
 Kansas City 20, OAKLAND 9 (Sat.)
 N.Y. Giants 34, WASHINGTON 28 (Sat.)

2005

NEW ENGLAND 30, Oakland 20 (Thu.)
 Kansas City 30, MIAMI 20 (Fri.)
 Denver 28, BUFFALO 17 (Sat.)
 N.Y. Giants 30, OAKLAND 21 (Sat.)

2004

NEW ENGLAND 27, Indianapolis 24 (Thu.)
 ATLANTA 34, Carolina 31 (OT) (Sat.)
 Denver 37, TENNESSEE 16 (Sat.)

2003

WASHINGTON 16, N.Y. Jets 13 (Thu.)
 New England 21, N.Y. JETS 16 (Sat.)
 Philadelphia 31, WASHINGTON 7 (Sat.)

2002

San Francisco 16, N.Y. GIANTS 13 (Thu.)
 Philadelphia 27, DALLAS 3 (Sat.)

2001

Buffalo 13, JACKSONVILLE 10 (Thu.)
 Indianapolis 35, KANSAS CITY 28 (Thu.)
 Tennessee 13, OAKLAND 10 (Sat.)
 TAMPA BAY 22, Bal. Ravens 10 (Sat.)

2000

Detroit 28, TAMPA BAY 14 (Thu.)
 MINNESOTA 24, Detroit 17 (Thu.)
 Buffalo 42, SEATTLE 23 (Sat.)

1999

Kansas City 35, BAL. RAVENS 8 (Thu.)
 JACKSONVILLE 20, Pittsburgh 6 (Thu.)
 TENNESSEE 21, Oakland 14 (Thu.)

1998

DETROIT 27, Green Bay 20 (Thu.)
 PHILADELPHIA 17, St.L. Rams 14 (Thu.)

1997

KANSAS CITY 31, S.D. Chargers 3 (Thu.)
 CINCINNATI 41, Tennessee 14 (Thu.)

1996

KANSAS CITY 34, Seattle 16 (Thu.)
 INDIANAPOLIS 37, Philadelphia 10 (Thu.)

1995

ST.L. RAMS 21, Atlanta 19 (Thu.)
 Cincinnati 27, PITTSBURGH 9 (Thu.)
 N.Y. Giants 10, ARIZONA 6 (Thu.)
 Indianapolis 10, New England 7 (Sat.)

1994

Cleveland 11, HOU. OILERS 8 (Thu.)
 MINNESOTA 13, Green Bay 10 (OT) (Thu.)
 MINNESOTA 33, Chicago 27 (OT) (Thu.)

1993

ATLANTA 30, L.A. Rams 24 (Thu.)

1992

MINNESOTA 31, Detroit 14 (Thu.)
 NEW ORLEANS 22, Atlanta 14 (Thu.)

1991

Chicago 10, GREEN BAY 0 (Thu.)

1990

MIAMI 17, New England 10 (Thu.)
 INDIANAPOLIS 35, Washington 28 (Sat.)

1989

Cleveland 24, HOU. OILERS 20 (Sat.)

1987-88

None

1986

New England 20, N.Y. JETS 6 (Thu.)
 Cincinnati 30, CLEVELAND 13 (Thu.)
 L.A. Raiders 37, S.D. CHARGERS 31 (OT)
 (Thu.)
 SAN FRANCISCO 24, L.A. Rams 14 (Fri.)

1985

KANSAS CITY 36, L.A. Raiders 20 (Thu.)
 Chicago 33, MINNESOTA 24 (Thu.)
 Denver 27, SEATTLE 24 (Fri.)

1984

Pittsburgh 23, N.Y. JETS 17 (Thu.)
 Washington 31, MINNESOTA 17 (Thu.)
 SAN FRANCISCO 19, L.A. Rams 16 (Fri.)

1983

San Francisco 48, MINNESOTA 17 (Thu.)
 CLEVELAND 17, Cincinnati 7 (Thu.)
 L.A. Raiders 42, S.D. CHARGERS 10 (Thu.)
 MIAMI 34, N.Y. Jets 14 (Fri.)

1982

BUFFALO 23, Minnesota 22 (Thu.)
 SAN FRANCISCO 30, L.A. Rams 24 (Thu.)

1981

MIAMI 30, Pittsburgh 10 (Thu.)
 Philadelphia 20, BUFFALO 14 (Thu.)
 HOU. OILERS 17, Cleveland 13 (Thu.)

1980

TAMPA BAY 10, L.A. Rams 9 (Thu.)
 S.D. Chargers 27, MIAMI 24 (OT) (Thu.)
 HOU. OILERS 6, Pittsburgh 0 (Thu.)

1979

L.A. Rams 13, DENVER 9 (Thu.)
 OAKLAND 45, S.D. Chargers 22 (Thu.)
 MIAMI 39, New England 24 (Thu.)

1978

Minnesota 21, DALLAS 10 (Thu.)

1977

Minnesota 30, DETROIT 21 (Sat.)

1976

L.A. Rams 20, DETROIT 17 (Sat.)

1975

L.A. RAMS 10, Pittsburgh 3 (Sat.)

1974

OAKLAND 27, Dallas 23 (Sat.)

Official Signals



1

**TOUCHDOWN, FIELD GOAL,
or SUCCESSFUL TRY**
Both arms extended above head.



2

SAFETY
Palms together above head.



3

FIRST DOWN
Arms pointed toward defensive
team's goal.



4

**CROWD NOISE, DEAD BALL, or
NEUTRAL ZONE ESTABLISHED**
One arm above head with an open hand.
With fist closed: **Fourth Down.**



5

**BALL ILLEGALLY
TOUCHED, KICKED,
OR BATTED**
Fingertips tap both shoulders.



6

TIMEOUT
Hands crisscrossed above head. Same
signal followed by placing one hand on
top of cap: **Referee's Timeout.**
Same signal followed by arm swung
to side: **Touchback.**



7

NO TIMEOUT or TIME IN WITH WHISTLE

Full arm circled to simulate moving clock.



8

DELAY OF GAME OFFENSE/DEFENSE or EXCESS TIMEOUT

Folded arms.



9

FALSE START, ILLEGAL FORMATION, KICKOFF OR SAFETY KICK OUT OF BOUNDS, or KICKING TEAM PLAYER VOLUNTARILY OUT OF BOUNDS DURING A PUNT
Forearms rotated over and over in front of bo



10

PERSONAL FOUL

One wrist striking the other above head. Same signal followed by swinging leg: **Roughing Kicker.**

Same signal followed by raised arm swinging forward: **Roughing Passer.**

Same signal followed by grasping facemask: **MAJOR Facemask.**



11

HOLDING

Grasping one wrist, the fist clenched, in front of chest.



12

ILLEGAL USE OF HANDS, ARMS, OR BODY

Grasping one wrist, the hand open and facing forward, in front of chest.

OFFICIAL SIGNALS



13

PENALTY REFUSED, INCOMPLETE PASS, PLAY OVER, or MISSED GOAL
Hands shifted in horizontal plane.



14

PASS BOBBLED INBOUNDS AND CAUGHT OUT OF BOUNDS
Hands up and down in front of chest (following incomplete pass signal).



15

ILLEGAL FORWARD PASS
One hand waved behind back follow by loss of down signal (23) when appropriate.



16

INTENTIONAL GROUNDING OF PASS
Parallel arms waved in a diagonal plane across body. Followed by loss of down signal (23).



17

INTERFERENCE WITH FORWARD PASS or FAIR CATCH
Hands open and extended forward from shoulders with hands vertical.



18

INVALID FAIR-CATCH SIGNAL
One hand waved above head.

OFFICIAL SIGNALS



19

**INELIGIBLE RECEIVER
or INELIGIBLE MEMBER
OF KICKING TEAM
DOWNFIELD**

Right hand touching top of cap.



20

ILLEGAL CONTACT

One open hand extended forward.



21

**OFFSIDE, ENCROACHMENT, OF
NEUTRAL ZONE INFRACTION**

Hands on hips.



22

ILLEGAL MOTION AT SNAP

Horizontal arc with one hand.



23

LOSS OF DOWN

Both hands held behind head.



24

**INTERLOCKING
INTERFERENCE, PUSHING,
or HELPING RUNNER**


Pushing movement of hands to front with
arms downward.

OFFICIAL SIGNALS



25

TOUCHING A FORWARD PASS OR SCRIMMAGE KICK
Diagonal motion of one hand across another.



26

UNSPORTSMANLIKE CONDUCT
Arms outstretched, palms down.



27

ILLEGAL BLOCK BELOW THE WAIST, ILLEGAL CUT
Both hands striking front of thigh preceded by personal foul signal (10).

CHOP BLOCK
Both hands striking side of thighs preceded by personal foul signal (10).

CLIPPING
One hand striking back of calf preceded by personal foul signal (10).



28

ILLEGAL CRACKBACK
Strike of an open right hand against the right mid thigh preceded by personal foul signal (10).



29

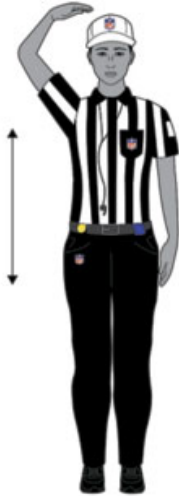
PLAYER DISQUALIFIED
Ejection signal.



30

TRIPPING
Repeated action of right foot in back of left heel.

OFFICIAL SIGNALS



31

**UNCATCHABLE
FORWARD PASS**

Palm of right hand held parallel to ground
above head and moved back and forth.



32

**ILLEGAL SUBSTITUTION,
12 MEN IN OFFENSIVE HUDDLE, or
TOO MANY MEN ON THE FIELD**

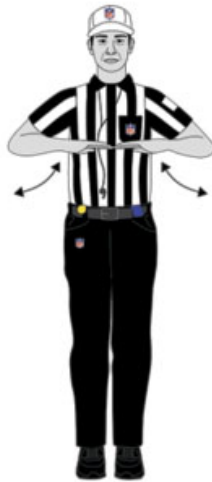
Both hands on top of head.



33

FACEMASK

Grasping motion with one hand
near face.



34

ILLEGAL SHIFT

Horizontal arcs with two hands.



35

**RESET PLAY CLOCK—
25 SECONDS**

Pump one arm vertically.



36

**RESET PLAY CLOCK—
40 SECONDS**

Pump two arms vertically.

ALL-TIME NFL TEAMS

75TH ANNIVERSARY ALL-TIME TEAM

Chosen by a selection committee of media and league personnel in 1994.

Position	Name	Team(s)	Ht.	Wt.	College
OFFENSE					
QB	Sammy Baugh	Washington Redskins (1937-52)	6-2	180	Texas Christian
QB	Otto Graham	Cleveland Browns (1946-55)	6-1	195	Northwestern
QB	Joe Montana	San Francisco 49ers (1979-92), Kansas City Chiefs (1993-94)	6-2	195	Notre Dame
QB	Johnny Unitas	Baltimore Colts (1956-72), San Diego Chargers (1973)	6-1	195	Louisville
RB	Jim Brown	Cleveland Browns (1957-65)	6-2	232	Syracuse
RB	Marion Motley	Cleveland Browns (1946-53), Pittsburgh Steelers (1955)	6-1	238	Nevada-Reno
RB	Bronko Nagurski	Chicago Bears (1930-37, 1943)	6-2	225	Minnesota
RB	Walter Payton	Chicago Bears (1975-87)	5-10	202	Jackson State
RB	Gale Sayers	Chicago Bears (1965-71)	6-0	200	Kansas
RB	O.J. Simpson	Buffalo Bills (1969-77), San Francisco 49ers (1978-79)	6-1	212	Southern California
RB	Steve Van Buren	Philadelphia Eagles (1944-51)	6-1	200	Louisiana State
WR	Lance Alworth	San Diego Chargers (1962-70), Dallas Cowboys (1971-72)	6-0	184	Arkansas
WR	Raymond Berry	Baltimore Colts (1955-67)	6-2	187	Southern Methodist
WR	Don Hutson	Green Bay Packers (1935-45)	6-1	180	Alabama
WR	Jerry Rice	San Francisco 49ers (1985-2000), Oakland Raiders (2001-04), Seattle Seahawks (2004)	6-2	200	Miss. Valley State
TE	Mike Ditka	Chicago Bears (1961-66), Philadelphia Eagles (1967-68), Dallas Cowboys (1969-72)	6-3	225	Pittsburgh
TE	Kellen Winslow	San Diego Chargers (1979-87)	6-5	250	Missouri
T	Roosevelt Brown	New York Giants (1953-65)	6-3	255	Morgan State
T	Forrest Gregg	Green Bay Packers (1956, 1958-70)	6-4	250	Southern Methodist
T	Anthony Muñoz	Cincinnati Bengals (1980-92)	6-6	285	Southern California
G	John Hannah	New England Patriots (1973-85)	6-3	265	Alabama
G	Jim Parker	Baltimore Colts (1957-67)	6-3	273	Ohio State
G	Gene Upshaw	Oakland Raiders (1967-81)	6-5	255	Texas A&I
C	Mel Hein	New York Giants (1931-45)	6-2	225	Washington State
C	Mike Webster	Pittsburgh Steelers (1974-88), Kansas City Chiefs (1989-90)	6-2	250	Wisconsin
DEFENSE					
DE	David (Deacon) Jones	Los Angeles Rams (1961-71), San Diego Chargers (1972-73), Washington Redskins (1974)	6-5	250	Miss. Vocational-South Carolina St.
DE	Gino Marchetti	Dallas Texans (1952), Baltimore Colts (1953-64, 1966)	6-4	245	San Francisco
DE	Reggie White	Philadelphia Eagles (1985-92), Green Bay Packers (1993-1998), Carolina Panthers (2000)	6-5	290	Tennessee
DT	Joe Greene	Pittsburgh Steelers (1969-81)	6-4	260	North Texas State
DT	Bob Lilly	Dallas Cowboys (1961-74)	6-5	260	Texas Christian
DT	Merlin Olsen	Los Angeles Rams (1962-76)	6-5	270	Utah State
LB	Dick Butkus	Chicago Bears (1965-73)	6-3	245	Illinois
LB	Jack Ham	Pittsburgh Steelers (1971-82)	6-1	225	Penn State
LB	Ted Hendricks	Baltimore Colts (1969-73), Green Bay Packers (1974), Oakland/L.A. Raiders (1975-83)	6-7	235	Miami
LB	Jack Lambert	Pittsburgh Steelers (1974-84)	6-4	220	Kent State
LB	Willie Lanier	Kansas City Chiefs (1967-77)	6-1	245	Morgan State
LB	Ray Nitschke	Green Bay Packers (1958-72)	6-3	235	Illinois
LB	Lawrence Taylor	New York Giants (1981-93)	6-3	243	North Carolina
CB	Mel Blount	Pittsburgh Steelers (1970-83)	6-3	205	Southern
CB	Mike Haynes	New England Patriots (1976-82), Los Angeles Raiders (1983-89)	6-2	190	Arizona State
CB	Dick (Night Train) Lane	Los Angeles Rams (1952-53), Chicago Cardinals (1954-59), Detroit Lions (1960-65)	6-2	210	Scottsbluff JC
CB	Rod Woodson	Pittsburgh Steelers (1987-96), San Francisco 49ers (1997), Baltimore Ravens (1998-2001), Oakland Raiders (2002-2003)	6-0	200	Purdue
S	Ken Houston	Houston Oilers (1967-72), Washington Redskins (1973-80)	6-3	198	Prairie View A&M
S	Ronnie Lott	San Francisco 49ers (1981-90), Los Angeles Raiders (1991-92), New York Jets (1993-94)	6-0	200	Southern California
S	Larry Wilson	St. Louis Cardinals (1960-72)	6-0	190	Utah
SPECIAL TEAMS					
P	Ray Guy	Oakland/L.A. Raiders (1973-86)	6-3	190	Southern Mississippi
K	Jan Stenerud	Kansas City Chiefs (1967-79), Green Bay Packers (1980-83), Minnesota Vikings (1984-85)	6-2	190	Montana State
PR	Billy (White Shoes) Johnson	Houston Oilers (1974-80), Atlanta Falcons (1982-87), Washington Redskins (1988)	5-9	170	Widener
KR	Gale Sayers	Chicago Bears (1965-71)	6-0	200	Kansas

ALL-TIME NFL TEAMS

75TH ANNIVERSARY ALL-TWO-WAY TEAM

Positions

B	Sammy Baugh
Center	Chuck Bednarik
B	Earl (Dutch) Clark
Tackle	George Connor
Guard	Danny Fortmann
Center	Mel Hein
Tackle	Wilbur (Pete) Henry
End	Bill Hewitt
B	Clarke Hinkle
Tackle	Cal Hubbard
End	Don Hutson
Back	George McAfee
B	Marion Motley
Guard	George Musso
B	Bronko Nagurski
B	Ernie Nevers
End	Pete Pihos
Tackle	Joe Stydahar
B	Steve Van Buren

50TH ANNIVERSARY TEAM

Chosen by the Hall of Fame Selection Committee in 1969.

Offense

Split End	Don Hutson
Tight End	John Mackey
Tackle	Cal Hubbard
Guard	Jerry Kramer
Center	Chuck Bednarik
Flanker	Elroy Hirsch
Quarterback	Johnny Unitas
Halfback	Jim Thorpe
Halfback	Gale Sayers
Fullback	Jim Brown
Kicker	Lou Groza

Defense

End	Gino Marchetti
Tackle	Leo Nomellini
Linebacker	Ray Nitschke
Cornerback	Dick (Night Train) Lane
Safety	Emlen Tunnell

50TH ANNIVERSARY TEAM RUNNERS UP

Chosen by the Hall of Fame Selection Committee in 1969.

Offense

Split End	Raymond Berry, Dante Lavelli
Tight End	Mike Ditka, Ron Kramer
Tackle	Forrest Gregg, Joe Stydahar
Guard	Danny Fortmann, Jim Parker
Center	Mel Hein, Alex Wojciechowicz
Flanker	Boyd Dowler, Lenny Moore
Quarterback	Sammy Baugh, Norm Van Brocklin
Halfback	Red Grange, Hugh McElhenny
Fullback	Bronko Nagurski, Joe Perry
Kicker	Ernie Nevers, Ken Strong

Defense

End	Len Ford, Deacon Jones
Tackle	Art Donovan, Ernie Stautner
Linebacker	Joe Schmidt, Bulldog Turner
Cornerback	Herb Adderley, Jack Butler
Safety	Jack Christiansen, Larry Wilson

SUPER BOWL SILVER ANNIVERSARY TEAM

Chosen by the fans in 1990 prior to Super Bowl XXV.

Head Coach

Vince Lombardi

Offense

Quarterback	Joe Montana
Running Back	Franco Harris
Running Back	Larry Csonka
Wide Receiver	Lynn Swann
Wide Receiver	Jerry Rice
Tight End	Dave Casper
Tackle	Art Shell
Tackle	Forrest Gregg
Guard	Gene Upshaw
Guard	Jerry Kramer
Center	Mike Webster

Defense

Defensive End	L.C. Greenwood
Defensive End	Ed (Too Tall) Jones
Defensive Tackle	Joe Greene
Defensive Tackle	Randy White
Inside Linebacker	Jack Lambert
Inside Linebacker	Mike Singletary
Outside Linebacker	Jack Ham
Outside Linebacker	Ted Hendricks
Cornerback	Ronnie Lott
Cornerback	Mel Blount
Safety	Donnie Shell
Safety	Willie Wood

Special Teams

Punter	Ray Guy
Kicker	Jan Stenerud
Kick Returner	John Taylor

SUPER BOWL 50 GOLDEN TEAM

Chosen by the Hall of Fame Selection Committee prior to Super Bowl 50.

Head Coach

Chuck Noll

Offense

Quarterback	Joe Montana
Running Back	Franco Harris
Running Back	Emmitt Smith
Wide Receiver	Jerry Rice
Wide Receiver	Lynn Swann
Tight End	Jay Novacek
Tackle	Art Shell
Tackle	Forrest Gregg
Guard	Gene Upshaw
Guard	Larry Allen
Center	Mike Webster

Defense

Defensive End	Reggie White
Defensive End	Charles Haley
Defensive Tackle	Joe Greene
Defensive Tackle	Randy White
Inside Linebacker	Jack Lambert
Inside Linebacker	Ray Lewis
Outside Linebacker	Lawrence Taylor
Outside Linebacker	Jack Ham
Cornerback	Mel Blount
Cornerback	Deion Sanders
Safety	Ronnie Lott
Safety	Jake Scott

Special Teams

Punter	Ray Guy
Kicker	Adam Vinatieri
Kick Returner	Desmond Howard

ALL-TIME NFL TEAMS

All-Decade teams chosen by the Hall of Fame Selection Committee members.

1920s ALL-DECADE TEAM

End	Guy Chamberlin
End	Lavern Dilweg
End	George Halas
Tackle	Ed Healey
Tackle	Wilbur (Pete) Henry
Tackle	Cal Hubbard
Tackle	Steve Owen
Guard	Hunk Anderson
Guard	Walt Kiesling
Guard	Mike Michalske
Center	George Trafton
Quarterback	Jimmy Conzelman
Quarterback	John (Paddy) Driscoll
Halfback	Harold (Red) Grange
Halfback	Joe Guyon
Halfback	Earl (Curly) Lambeau
Halfback	Jim Thorpe
Fullback	Ernie Nevers

1930s ALL-DECADE TEAM

End	Bill Hewitt
End	Don Hutson
End	Wayne Millner
End	Gaynell Tinsley
Tackle	George Christensen
Tackle	Frank Cope
Tackle	Glen (Turk) Edwards
Tackle	Bill Lee
Tackle	Joe Stydahar
Guard	Grover (Ox) Emerson
Guard	Dan Fortmann
Guard	Charles (Buckets) Goldenberg
Guard	Russ Letlow
Center	Mel Hein
Center	George Svendsen
Quarterback	Earl (Dutch) Clark
Quarterback	Arnie Herber
Quarterback	Cecil Isbell
Halfback	Cliff Battles
Halfback	Johnny (Blood) McNally
Halfback	Beattie Feathers
Halfback	Alphonse (Tuffy) Leemans
Halfback	Ken Strong
Fullback	Clarke Hinkle
Fullback	Bronko Nagurski

1940s ALL-DECADE TEAM

End	Jim Benton
End	Jack Ferrante
End	Ken Kavanaugh
End	Dante Lavelli
End	Pete Pihos
End	Mac Speedie
End	Ed Sprinkle
Tackle	Al Blozis
Tackle	George Connor
Tackle	Frank (Bucko) Kilroy
Tackle	Buford (Baby) Ray
Tackle	Vic Sears
Tackle	Al Wistert
Guard	Bruno Banducci
Guard	Bill Edwards
Guard	Garrard (Buster) Ramsey
Guard	Bill Willis
Guard	Len Younce
Center	Charley Brock
Center	Clyde (Bulldog) Turner
Center	Alex Wojciechowicz
Quarterback	Sammy Baugh
Quarterback	Sid Luckman
Quarterback	Bob Waterfield
Halfback	Tony Canadeo
Halfback	Bill Dudley
Halfback	George McAfee
Halfback	Charley Trippi
Halfback	Steve Van Buren
Halfback	Byron (Whizzer) White
Fullback	Pat Harder
Fullback	Marion Motley
Fullback	Bill Osmanski

1950s ALL-DECADE TEAM

Offense

End	Raymond Berry
End	Tom Fears
End	Bobby Walston
Halfback-End	Elroy (Crazylegs) Hirsch
Tackle	Roosevelt Brown
Tackle	Bob St. Clair
Guard	Dick Barwegan
Guard	Jim Parker
Guard	Dick Stanfel
Center	Chuck Bednarik
Quarterback	Otto Graham
Quarterback	Bobby Layne
Quarterback	Norm Van Brocklin
Halfback	Frank Gifford
Halfback	Ollie Matson
Halfback	Hugh McElhenny
Halfback	Lenny Moore
Fullback	Alan Ameche
Fullback	Joe Perry
Kicker	Lou Groza

Defense

End	Len Ford
End	Gino Marchetti
Tackle	Art Donovan
Tackle	Leo Nomellini
Tackle	Ernie Stautner
Linebacker	Joe Fortunato
Linebacker	Bill George
Linebacker	Sam Huff
Linebacker	Joe Schmidt
Halfback	Jack Butler
Halfback	Dick (Night Train) Lane
Safety	Jack Christiansen
Safety	Yale Lary
Safety	Emlen Tunnell

ALL-TIME NFL TEAMS

1960s ALL-DECADE TEAM

Offense

Split End	Del Shofner
Split End	Charley Taylor
Flanker	Gary Collins
Flanker	Boyd Dowler
Tight End	John Mackey
Tackle	Bob Brown
Tackle	Forrest Gregg
Tackle	Ralph Neely
Guard	Gene Hickerson
Guard	Jerry Kramer
Guard	Howard Mudd
Center	Jim Ringo
Quarterback	Sonny Jurgensen
Quarterback	Bart Starr
Quarterback	Johnny Unitas
Halfback	John David Crow
Halfback	Paul Hornung
Halfback	Leroy Kelly
Halfback	Gale Sayers
Fullback	Jim Brown
Fullback	Jim Taylor
Kicker	Jim Bakken

Defense

End	Doug Atkins
End	Willie Davis
End	David (Deacon) Jones
Tackle	Alex Karras
Tackle	Bob Lilly
Tackle	Merlin Olsen
Linebacker	Dick Butkus
Linebacker	Larry Morris
Linebacker	Ray Nitschke
Linebacker	Tommy Nobis
Linebacker	Dave Robinson
Cornerback	Herb Adderley
Cornerback	Lem Barney
Cornerback	Bobby Boyd
Safety	Eddie Meador
Safety	Larry Wilson
Safety	Willie Wood
Punter	Don Chandler

1970s ALL-DECADE TEAM

Offense

Wide Receiver	Harold Carmichael
Wide Receiver	Drew Pearson
Wide Receiver	Lynn Swann
Wide Receiver	Paul Warfield
Tight End	Dave Casper
Tight End	Charlie Sanders
Tackle	Dan Dierdorf
Tackle	Art Shell
Tackle	Rayfield Wright
Tackle	Ron Yary
Guard	Joe DeLamielleure
Guard	John Hannah
Guard	Larry Little
Guard	Gene Upshaw
Center	Jim Langer
Center	Mike Webster
Quarterback	Terry Bradshaw
Quarterback	Ken Stabler
Quarterback	Roger Staubach
Running Back	Earl Campbell
Running Back	Franco Harris
Running Back	Walter Payton
Running Back	O.J. Simpson
Kicker	Garo Yepremian

Defense

End	Carl Eller
End	L.C. Greenwood
End	Harvey Martin
End	Jack Youngblood
Tackle	Joe Greene
Tackle	Bob Lilly
Tackle	Merlin Olsen
Tackle	Alan Page
Linebacker	Bobby Bell
Linebacker	Robert Brazile
Linebacker	Dick Butkus
Linebacker	Jack Ham
Linebacker	Ted Hendricks
Linebacker	Jack Lambert
Cornerback	Willie Brown
Cornerback	Jimmy Johnson
Cornerback	Roger Wehrli
Cornerback	Louis Wright
Safety	Dick Anderson
Safety	Cliff Harris
Safety	Ken Houston
Safety	Larry Wilson
Punter	Ray Guy

Specialists

Kick Returner	Rick Upchurch
Kick Returner	Billy (White Shoes) Johnson
Coach	Don Shula
Coach	Chuck Noll

1980s ALL-DECADE TEAM

Offense

Wide Receiver	Jerry Rice
Wide Receiver	Steve Largent
Wide Receiver	James Lofton
Wide Receiver	Art Monk
Tight End	Kellen Winslow
Tight End	Ozzie Newsome
Tackle	Anthony Munoz
Tackle	Jim Covert
Tackle	Gary Zimmerman
Tackle	Joe Jacoby
Guard	John Hannah
Guard	Russ Grimm
Guard	Bill Fralic
Guard	Mike Munchak
Center	Dwight Stephenson
Center	Mike Webster
Quarterback	Joe Montana
Quarterback	Dan Fouts
Running Back	Walter Payton
Running Back	Eric Dickerson
Running Back	Roger Craig
Running Back	John Riggins

Defense

End	Reggie White
End	Howie Long
End	Lee Roy Selmon
End	Bruce Smith
Tackle	Randy White
Tackle	Dan Hampton
Tackle	Keith Millard
Tackle	Dave Butz
Linebacker	Mike Singletary
Linebacker	Lawrence Taylor
Linebacker	Ted Hendricks
Linebacker	Jack Lambert
Linebacker	Andre Tippett
Linebacker	John Anderson
Linebacker	Carl Banks
Cornerback	Mike Haynes
Cornerback	Mel Blount
Cornerback	Frank Minnifield
Cornerback	Lester Hayes
Safety	Ronnie Lott
Safety	Kenny Easley
Safety	Deron Cherry
Safety	Joey Browner
Safety	Nolan Cromwell

Specialists

Punter	Sean Landeta
Punter	Reggie Roby
Kicker	Morten Andersen
Kicker	Gary Anderson
Kicker	Eddie Murray
Punt Returner	Billy (White Shoes) Johnson
Punt Returner	John Taylor
Kick Returner	Mike Nelms
Kick Returner	Rick Upchurch
Coach	Bill Walsh
Coach	Chuck Noll

ALL-TIME NFL TEAMS

1990s ALL-DECADE TEAM

Offense

Wide Receiver	Cris Carter
Wide Receiver	Jerry Rice
Wide Receiver	Tim Brown
Wide Receiver	Michael Irvin
Tight End	Shannon Sharpe
Tight End	Ben Coates
Tackle	William Roaf
Tackle	Gary Zimmerman
Tackle	Tony Boselli
Tackle	Richmond Webb
Guard	Bruce Matthews
Guard	Randall McDaniel
Guard	Larry Allen
Guard	Steve Wisniewski
Center	Dermontti Dawson
Center	Mark Stepnoski
Quarterback	John Elway
Quarterback	Brett Favre
Running Back	Barry Sanders
Running Back	Emmitt Smith
Running Back	Terrell Davis
Running Back	Thurman Thomas

Defense

End	Bruce Smith
End	Reggie White
End	Chris Doleman
End	Neil Smith
Tackle	Cortez Kennedy
Tackle	John Randle
Tackle	Warren Sapp
Tackle	Bryant Young
Linebacker	Kevin Greene
Linebacker	Junior Seau
Linebacker	Derrick Thomas
Linebacker	Cornelius Bennett
Linebacker	Hardy Nickerson
Linebacker	Levon Kirkland
Cornerback	Deion Sanders
Cornerback	Rod Woodson
Cornerback	Darrell Green
Cornerback	Aeneas Williams
Safety	Steve Atwater
Safety	LeRoy Butler
Safety	Carnell Lake
Safety	Ronnie Lott

Specialists

Punter	Darren Bennett
Punter	Sean Landeta
Kicker	Morten Andersen
Kicker	Gary Anderson
Punt Returner	Deion Sanders
Punt Returner	Mel Gray
Kick Returner	Michael Bates
Kick Returner	Mel Gray
Coach	Bill Parcells
Coach	Marv Levy

2000s ALL-DECADE TEAM

Offense

Wide Receiver	Randy Moss
Wide Receiver	Marvin Harrison
Wide Receiver	Terrell Owens
Wide Receiver	Torry Holt
Tight End	Tony Gonzalez
Tight End	Antonio Gates
Tackle	Walter Jones
Tackle	Jonathan Ogden
Tackle	Orlando Pace
Tackle	William Roaf
Guard	Alan Faneca
Guard	Steve Hutchinson
Guard	Will Shields
Guard	Larry Allen
Center	Kevin Mawae
Center	Olin Kreutz
Quarterback	Tom Brady
Quarterback	Peyton Manning
Running Back	LaDainian Tomlinson
Running Back	Edgerrin James
Running Back	Jamal Lewis
Running Back	Shaun Alexander
Fullback	Lorenzo Neal

Defense

End	Dwight Freeney
End	Michael Strahan
End	Jason Taylor
End	Julius Peppers
Tackle	Richard Seymour
Tackle	Warren Sapp
Tackle	Kevin Williams
Tackle	La'Roi Glover
Linebacker	Ray Lewis
Linebacker	Derrick Brooks
Linebacker	Brian Urlacher
Linebacker	Joey Porter
Linebacker	Zach Thomas
Linebacker	DeMarcus Ware
Cornerback	Champ Bailey
Cornerback	Charles Woodson
Cornerback	Ronde Barber
Cornerback	Ty Law
Safety	Ed Reed
Safety	Brian Dawkins
Safety	Troy Polamalu
Safety	Darren Sharper

Specialists

Punter	Shane Lechler
Punter	Brian Moorman
Kicker	Adam Vinatieri
Kicker	David Akers
Punt Returner	Dante Hall
Punt Returner	Devin Hester
Kick Returner	Joshua Cribbs
Kick Returner	Dante Hall
Coach	Bill Belichick
Coach	Tony Dungy

2010s ALL-DECADE TEAM

Offense

Wide Receiver	Antonio Brown
Wide Receiver	Larry Fitzgerald
Wide Receiver	Calvin Johnson
Wide Receiver	Julio Jones
Tight End	Rob Gronkowski
Tight End	Travis Kelce
Tackle	Jason Peters
Tackle	Tyron Smith
Tackle	Joe Staley
Tackle	Joe Thomas
Guard	Jahri Evans
Guard	Logan Mankins
Guard	Zack Martin
Guard	Marshal Yanda
Center	Alex Mack
Center	Maurkice Pouncey
Quarterback	Tom Brady
Quarterback	Aaron Rodgers
Running Back	Frank Gore
Running Back	Marshawn Lynch
Running Back	LeSean McCoy
Running Back	Adrian Peterson
Flex	Darren Spoles

Defense

End	Calais Campbell
End	Cameron Jordan
End	Julius Peppers
End	J.J. Watt
Tackle	Geno Atkins
Tackle	Fletcher Cox
Tackle	Aaron Donald
Tackle	Ndamukong Suh
Linebacker	Chandler Jones
Linebacker	Luke Kuechly
Linebacker	Khalil Mack
Linebacker	Von Miller
Linebacker	Bobby Wagner
Linebacker	Patrick Willis
Cornerback	Patrick Peterson
Cornerback	Darrelle Revis
Cornerback	Richard Sherman
Safety	Eric Berry
Safety	Earl Thomas
Safety	Eric Weddle
Defensive Back	Chris Harris
Defensive Back	Tyrann Mathieu

Specialists

Punter	Johnny Hekker
Punter	Shane Lechler
Kicker	Stephen Gostkowski
Kicker	Justin Tucker
Punt Returner	Tyreek Hill
Punt Returner	Darren Spoles
Kick Returner	Devin Hester
Kick Returner	Cordarrelle Patterson
Coach	Bill Belichick
Coach	Pete Carroll

ALL-TIME NFL TEAMS

ALL-TIME AFL TEAM

Chosen by 1969 AFL Hall of Fame Selection Committee members.

Offense

Flanker	Lance Alworth
End	Don Maynard
Tight End	Fred Arbanas
Tackle	Ron Mix
Tackle	Jim Tyrer
Guard	Ed Budde
Guard	Billy Shaw
Center	Jim Otto
Quarterback	Joe Namath
Running Back	Clem Daniels
Running Back	Paul Lowe

Defense

End	Jerry Mays
End	Gerry Philbin
Tackle	Houston Antwine
Tackle	Tom Sestak
Linebacker	Bobby Bell
Linebacker	George Webster
Linebacker	Nick Buoniconti
Cornerback	Willie Brown
Cornerback	Dave Grayson
Safety	Johnny Robinson
Safety	George Saines

Special Teams

Kicker	George Blanda
Punter	Jerrel Wilson

ALL-TIME NFL TEAM

Chosen by members of the Hall of Fame Selection Committee in 2000 for the book NFL's Greatest.

Offense

Wide Receiver	Don Hutson
Wide Receiver	Jerry Rice
Tight End	John Mackey
Tackle	Roosevelt Brown
Tackle	Anthony Muñoz
Guard	John Hannah
Guard	Jim Parker
Center	Mike Webster
Quarterback	Johnny Unitas
Running Back	Jim Brown
Running Back	Walter Payton

Defense

End	Deacon Jones
End	Reggie White
Tackle	Joe Greene
Tackle	Bob Lilly
Middle Linebacker	Dick Butkus
Outside Linebacker	Jack Ham
Outside Linebacker	Lawrence Taylor
Cornerback	Mel Blount
Cornerback	Dick (Night Train) Lane
Safety	Ronnie Lott
Safety	Larry Wilson

Special Teams

Kicker	Jan Stenerud
Punter	Ray Guy
Kick Returner	Gale Sayers
Punt Returner	Deion Sanders
Special Teams	Steve Tasker

AFL-NFL 1960-1984 ALL-STAR TEAM

Chosen by the Hall of Fame Selection Committee in 1985.

Offense

Quarterback	Johnny Unitas
Running Back	Jim Brown
Running Back	O.J. Simpson
Wide Receiver	Lance Alworth
Wide Receiver	Raymond Berry
Tight End	Kellen Winslow
Tackle	Forrest Gregg
Tackle	Ron Mix
Guard	Jim Parker
Guard	John Hannah
Center	Jim Otto

Defense

End	Gino Marchetti
End	Willie Davis
Tackle	Bob Lilly
Tackle	Merlin Olsen
Linebacker	Dick Butkus
Linebacker	Jack Lambert
Linebacker	Ray Nitschke
Cornerback	Willie Brown
Cornerback	Dick (Night Train) Lane
Safety	Larry Wilson
Safety	Yale Lary

Special Teams

Punter	Ray Guy
Kicker	Jan Stenerud
Kick Returner	Gale Sayers
Kick Returner	Rick Upchurch

Coach	Don Shula
Coach	Vince Lombardi

DIGEST OF RULES

NFL DIGEST OF RULES

This Digest of Rules of the National Football League has been prepared to aid players, fans, and members of the press, radio, and television media in their understanding of the game.

It is not meant to be a substitute for the official rule book. In any case of conflict between these explanations and the official rules, the rules always have precedence.

In order to make it easier to coordinate the information in this digest, the topics discussed generally follow the order of the rule book.

OFFICIALS' JURISDICTIONS, POSITIONS, AND DUTIES

Referee—General oversight and control of game. Gives signals for all fouls and is final authority for rule interpretations. Takes position in backfield 10 to 12 yards behind line of scrimmage, favors right side (if quarterback is right-handed passer). Determines legality of snap, observes deep back(s) for legal motion. On running plays, observes quarterback during and after handoff, remains with him until action has cleared away, then proceeds downfield, checking on runner and contact behind him. When runner is downed, Referee determines forward progress from wing official and, if necessary, adjusts final position of ball.

On pass plays, drops back as quarterback begins to fade back, picks up legality of tackle on Head Linesman's side. Changes to complete concentration on quarterback as defenders approach. Primarily responsible to rule on possible roughing action on passer and if ball becomes loose, rules whether ball is free on fumble or dead on incomplete pass. Shares responsibility with Umpire, Linesman, and Line Judge on intentional grounding.

During kicking situations, Referee has primary responsibility to rule on kicker's actions and whether or not any subsequent contact by defender is legal. During punt plays, Referee's position is parallel to kicker and wide. Referee will announce on microphone when each period is ended, penalties, charged team time out, plays under review, and when two-minute warning for each half is reached.

Umpire—Primary responsibilities are to rule on players' conduct and actions on scrimmage line, as well as check on their equipment. Lines up approximately 12 yards in offensive backfield opposite Referee. Position will be one to two yards outside normal tight end position. Looks for possible false start by offensive linemen. Observes legality of contact by both offensive linemen while blocking and by defensive players while they attempt to ward off blockers. Is prepared to call rule infractions if they occur on offense or defense. If offensive linemen indicate screen pass is to be attempted, Umpire shifts attention toward screen side, picks up potential receiver in order to insure that he will legally be permitted to run his pattern and continues to rule on action of blockers. On field goal and try-kick attempts, will become second umpire with Side Judge.

Down Judge—Primarily responsible for ruling on offside, encroachment, and actions pertaining to scrimmage line prior to or at snap. Takes position straddling the line of scrimmage. On pass plays, Down Judge is responsible to clear receiver approximately seven yards downfield while moving to point five yards beyond line. Down Judge's secondary responsibility is to rule on any illegal action taken by defenders on any delay receiver moving downfield. Has full responsibility for ruling on sideline plays, e.g., pass receiver or runner in or out of bounds. Together with Referee, Down Judge is responsible for keeping track of number of downs and is in charge of mechanics of chain crew in connection with its duties.

Down Judge must be prepared to assist in determining forward progress by a runner on play directed toward middle or into near side zone, and then signal Referee or Umpire what forward point ball has reached. Down Judge is also responsible to rule on legality of action involving any receiver who approaches near zone. Responsible for pass interference when infraction occurs and is to rule on legality of blockers and defenders on plays involving ball carriers, whether it is entirely a running play, a combination pass and run, or a play involving a kick. Also assists referee with intentional grounding.

Line Judge—Straddles line of scrimmage on side of field opposite Linesman. Along with Linesman is responsible for offside,

encroachment, and actions pertaining to scrimmage line prior to or at snap. Line Judge keys on closest setback on near side of field. Line Judge is to observe receiver until he moves at least seven yards downfield. Line Judge then moves toward backfield side, being especially alert to rule on any back in motion and on flight of ball when pass is made (must rule whether forward or backward). Line Judge has primary responsibility to rule whether or not passer is behind or beyond line of scrimmage when pass is made. Also assists in observing actions by blockers and defenders who are on near side of field.

During punting situations, Line Judge remains at line of scrimmage to be sure that only end men move downfield until kick has been made. Also rules whether or not kick crossed line and then observes action by members of kicking team who are moving downfield to cover kick.

Field Judge—Operates on same side of field as Line Judge, 20 yards deep. Keys on widest receiver on near side. Concentrates on path of end or back, observing legality of his potential block(s) or of actions taken against him. Is prepared to rule from deep position on holding or illegal use of hands by end or back or on defensive infractions committed by player guarding him. Has primary responsibility to make decisions involving sideline on near side of field, e.g., pass receiver or runner in or out of bounds.

Field Judge makes decisions involving catching, recovery, or illegal touching of a loose ball beyond line of scrimmage. Rules on plays involving pass receiver, including legality of catch or pass interference. Assists in covering actions of runner, including blocks by teammates and that of defenders. Rules on blocking during punt returns and, together with Back Judge, rules whether or not field goal and try-kick attempts are successful.

Side Judge—Operates on same side of field as Down Judge, 20 yards deep. Keeps time of game as backup for official clock operator. However, should official clock malfunction or be operated improperly, time kept by Side Judge is official. Concentrates on path of this receiver, observing legality of his potential block(s) or of actions taken against him. Is prepared to rule from deep position on holding or illegal use of hands by receiver or on defensive infractions committed by player defending him. Has primary responsibility to make decisions involving sideline on near side of field, e.g., pass receiver or runner in or out of bounds. Side Judge will advise Referee when time has expired at end of each period.

Side Judge makes decisions involving catching, recovery, or illegal touching of loose ball beyond line of scrimmage. Rules on plays involving pass receiver, including legality of catch or pass interference. Assists in covering actions of runner, including blocks by teammates and that of defenders and rules on blocking during punt returns. On field goals and try-kick attempts, becomes second umpire.

Back Judge—Takes position 25 yards downfield. In general, favors tight end's side of field. Usually keys on tight end, concentrates on his path and observes legality of tight end's potential block(s) or of actions taken against him. Is prepared to rule from deep position on holding or illegal use of hands by end or back or on defensive infractions committed by player defending him.

Back Judge times interval between plays on 40/25-second clock plus intermission between two periods of each half. Makes decisions involving catching, recovery, or illegal touching of loose ball beyond line of scrimmage. Is responsible to rule on plays involving end line. Calls pass interference, fair-catch infractions, and blocking during kick returns and, together with Field Judge, rules whether or not field goal and try-kick attempts are successful.

DEFINITIONS

1. **Chucking:** Warding off an opponent who is in front of a defender by contacting him with a quick extension of arm or arms, followed by the return of arm(s) to a flexed position, thereby breaking the original contact.
2. **Clipping:** Throwing the body across the back of an opponent's leg or hitting him from the back below the waist after approaching him from behind unless the opponent is a runner or the contact is above the knee in close-line play.
3. **Close-Line Play:** The area between the positions normally occupied by the offensive tackles, extending three yards on each side

- of the line of scrimmage. It is legal to clip above the knee in close line play, provided the blocker was not lined up more than one position from a defender who is responding to the flow of the play away from him.
4. **Crackback:** Offensive players who take or move to a position more than two yards laterally outside an offensive tackle, or a player who is in motion at the snap, may not block an opponent below the waist if the blocker is moving toward the position where the ball was snapped from. The recipient of a crackback block is also considered a defenseless player and is protected from hits to the body with the crown or forehead/hairline parts of the helmet and hits to the head or neck area.
 5. **Dead Ball:** Ball not in play.
 6. **Double Foul:** A foul by each team during the same down.
 7. **Down:** The period of action that starts when the ball is put in play and ends when it is dead.
 8. **Encroachment:** When a defensive player enters the neutral zone and makes contact with an opponent before the ball is snapped.
 9. **Fair Catch:** An unhindered catch of a kick by a member of the receiving team who must raise one arm a full length above his head and wave his arm from side to side while the kick is in flight.
 10. **Foul:** Any violation of a playing rule.
 11. **Free Kick:** A kickoff or safety kick that puts the ball in play to start a free kick down. A kickoff puts the ball in play at the start of each half, after a try, and after a successful field goal. A dropkick or placekick may be used for a kickoff. A safety kick puts the ball in play after a safety. A placekick, dropkick, or punt may be used for a safety kick. A tee cannot be used on a safety kick.
 12. **Fumble:** The unintentional loss of player possession of the ball.
 13. **Game Clock:** Scoreboard game clock.
 14. **Impetus:** The action of a player that gives momentum to the ball and sends it into the end zone.
 15. **Live Ball:** A ball legally free-kicked or snapped. It continues in play until the down ends.
 16. **Loose Ball:** A live ball not in possession of any player.
 17. **Muff:** The touching of a loose ball by a player in an unsuccessful attempt to obtain possession.
 18. **Neutral Zone:** The space between the forward and backward points of the ball. The offensive team and defensive team must remain behind the line of scrimmage. Exception: The offensive player who snaps the ball.
 19. **Offside:** A player is offside when any part of his body is beyond the scrimmage or free kick line when the ball is snapped or kicked. Exception: Snapper, holder of placekick, or kicker.
 20. **Overtime:** The continuation of a tied preseason, regular season, or postseason game in order to decide a winner. Each team must have the opportunity to possess the ball, unless a touchdown or safety is scored on the opening possession by either team.
 21. **Own Goal:** The goal a team is defending.
 22. **Play Clock:** 40/25-second clock.
 23. **Pocket Area:** Applies to the area normally occupied by the offensive tackles. Pocket extends longitudinally behind line back to offensive team's own end line. The definition of the pocket area is for every play that covers intentional grounding, illegal contact and an illegal cut block.
 24. **Possession of a Pass:** To gain possession of a loose ball that has been caught, intercepted, or recovered, a player (a) must have complete control of the ball with his hands or arms and (b) have both feet or any other part of his body, other than his hands, completely on the ground inbounds, and, after (a) and (b) have been fulfilled, perform any act common to the game (e.g., tuck the ball away, extend it towards or over the goal line or the line to gain, take an additional step, turn upfield, or avoid or ward off an opponent). It is not necessary that he commit such act, provided that he maintains control of the ball long enough to do so. This rule applies in the field of play, at the sideline, and in the end zone.
 25. **Post-Possession Foul:** A foul by the receiving team that occurs after a ball is legally kicked from scrimmage but before the

receiving team establishes possession. The ball must cross the line of scrimmage and the receiving team must possess and keep the ball throughout the down.

26. **Punt:** A kick made when a player drops the ball and kicks it while it is in flight.
27. **Safety:** The situation in which the ball is dead on or behind a team's own goal line if the impetus comes from a player on that team. Two points are scored for the opposing team.
28. **Shift:** The movement of two or more offensive players at the same time before the snap.
29. **Striking:** The act of swinging, clubbing, or propelling the arm or forearm in contacting an opponent.
30. **Touchback:** When a ball is dead on or behind a team's own goal line, provided the impetus came from an opponent and provided it is not a touchdown or a missed field goal attempt when the ball was kicked outside the 20-yard line.
31. **Touchdown:** When any part of the ball, legally in possession of a player inbounds, breaks the plane of the opponent's goal line, provided it is not a touchback.
32. **Unsportsmanlike Conduct:** Any act contrary to the generally understood principles of sportsmanship.

SUMMARY OF PENALTIES

Automatic First Down

1. Awarded to offensive team on all defensive fouls with these exceptions:
 - (a) Offside
 - (b) Encroachment
 - (c) Delay of game
 - (d) Illegal substitution
 - (e) Excessive time out(s)
 - (f) Neutral zone infraction
 - (g) Running into the kicker
 - (h) More than 11 players on the field at the snap or in the formation
 - (i) Illegal formation—defense

Five Yards

1. Defensive holding or defensive illegal use of hands (automatic first down)
2. Delay of game (offense or defense)
3. Delay of Kickoff
4. Encroachment
5. Excessive time outs
6. False start
7. Illegal formation (offense or defense)
8. Illegal shift
9. Illegal motion
10. Illegal substitution
11. Invalid fair catch signal
12. More than 11 players on the field at the snap or in the formation for either team
13. Offside
14. Running into kicker
15. Player out of bounds at snap
16. Ineligible member(s) of kicking team going beyond line of scrimmage before ball is kicked
17. Failure to report change of eligibility
18. Neutral zone infraction
19. Ineligible player downfield during passing down
20. Forward pass touched intentionally or is caught by an originally ineligible player
21. Forward pass thrown from behind line of scrimmage after ball has been beyond it
22. Kicking-team player voluntarily out of bounds during a punt
23. Twelve men in huddle.

Ten Yards

1. Offensive pass interference
2. Holding, illegal use of hands, arms, or body by offense
3. Tripping by a member of either team
4. Aiding the runner by pulling him forward

DIGEST OF RULES

5. Illegal batting or punching a loose ball
6. Illegal block above the waist

Fifteen Yards

1. Chop block
2. Clipping
3. Fair catch interference
4. Illegal crackback block by offense
5. Late hit
6. Roughing the kicker
7. Roughing the passer
8. Twisting, turning, pulling, or controlling an opponent by the face mask
9. Unnecessary roughness
10. Unsportsmanlike conduct
11. Delay of game at start of either half
12. Illegal low block
13. Illegal hit on a defenseless player
14. Forcible contact with the crown of the helmet
15. A punter, placekicker, or holder who simulates being roughed by a defensive player
16. Leaping
17. Leverage
18. Any player who removes his helmet after a play while on the field
19. Taunting
20. Illegal peel back block
21. Illegal cut
22. Illegal blindside block

Loss of Down

Forward pass is first touched by eligible receiver who has gone out of bounds and returned

Five Yards and Loss of Down (Combination Penalty)

1. Forward pass thrown from beyond line of scrimmage.
2. Second forward pass from behind the line.

Ten Yards and Loss of Down (Combination Penalty)

1. Intentional grounding of forward pass (safety if passer is in own end zone). If foul occurs more than 10 yards behind line or more than half the distance to the goal line, play results in a loss of down at spot of foul.
2. Deliberately kicking a loose ball

Fifteen Yards and Loss of Coin Toss Option

1. Team's late arrival on the field prior to scheduled kickoff
2. Captains not appearing for coin toss

Fifteen Yards (and disqualification if flagrant)

1. Striking an opponent with fist
2. Kicking or kneeling opponent
3. Striking opponent to head or neck with forearm, elbow, or hands whether or not the initial contact is made below the neck area
4. Roughing kicker
5. Roughing passer
6. Malicious unnecessary roughness
7. Unsportsmanlike conduct
8. Palpably unfair act (distance penalty determined by the Referee after consultation with other officials)

Fifteen Yards and Automatic Disqualification

1. Using a helmet (not worn) as a weapon
2. Striking or purposely shoving a game official

Suspension From Game For One Down

Illegal equipment (Player may return after one down when legally equipped)

Touchdown Awarded (Palpably Unfair Act)

When Referee determines a palpably unfair act deprived a team of a touchdown (Example: Player comes off bench and tackles runner apparently en route to touchdown)

FIELD

1. Sidelines and end lines are out of bounds. The goal line is actually in the end zone. A player with the ball in his possession scores when the ball breaks the plane of the opponent's goal line.
2. The field is rimmed by a white border, six feet wide, along the sidelines. All of this is out of bounds.

3. The hash marks (inbound lines) are 70 feet, nine inches from each sideline.
4. Goal posts must be single-standard type, offset from the end line and painted saturn yellow or lime yellow. The goal posts must be 18 feet, six inches wide and the top face of the crossbar must be 10 feet above the ground. Vertical posts extend at least 30 feet above the crossbar. A ribbon 4" by 42" long is to be attached to the top of each post. The actual goal is the plane extending indefinitely above the crossbar and between the outer edges of the posts.
5. The field is 360 feet long and 160 feet wide. The end zones are 30 feet deep. The line used in try attempts is 2 yards out from the goal line.
6. Chain crew members and ball boys must be uniformly identifiable.
7. All clubs must use standardized sideline markers. Pylons must be used for goal line and end line markings.
8. End zone markers and club identification at 50-yard line must be approved by the Commissioner to avoid any confusion as to delineation of goal lines, sidelines and end lines.
9. The playing surface must be a League-approved shade of green.

BALL

Each team will make 24 (12 primary and 12 back-up) approved footballs available for all games. In addition, six (6) specially marked balls only for kicking plays will be available in all stadiums.

COIN TOSS

1. The toss of coin will take place within three minutes of kickoff in the center of the field. The toss will be called by the visiting captain before the coin is flipped. Unless the winner of the toss defers his choice to the second half, he must choose one of two privileges and the loser is given the other: The two privileges are:
 - (a) Receive or kick
 - (b) Goal his team will defend
2. Immediately prior to start of second half, the captains of both teams must inform the officials of their respective choices. The loser of the original coin toss gets first choice.

TIMING

1. The stadium game clock is official. In case it stops or is operating incorrectly, Side Judge takes over the official timing on the field.
2. Each period is 15 minutes. The intermission between the periods is two minutes. Halftime is 13 minutes, unless otherwise specified.
3. On charged team time outs, the Back Judge starts watch and blows whistle after 2 minutes and 20 seconds, unless television does not utilize the time for commercial. In this case the length of the time out is reduced to 30 seconds.
4. Referee may allow necessary time to attend to an injured player or repair legal player equipment.
5. Each team is allowed three time outs each half.
6. Time between plays will be 40 seconds from the end of a given play until the snap of the ball for the next play, or a 25-second interval after certain administrative stoppages and game delays. If the Play Clock is stopped prior to the snap for any reason while time is in, after the stoppage has concluded, the time remaining on the Play Clock shall be the same as when it stopped, unless:
 - (a) the stoppage has been for a penalty, a charged team timeout, the two-minute warning, an Instant Replay review prior to the two-minute warning, or the expiration of a period, in which case the Play Clock shall be reset to 25 seconds; or
 - (b) the stoppage has been for an Instant Replay review after the two-minute warning that results in a reversal, in which case the Play Clock shall be reset to 25 seconds; or
 - (c) fewer than 10 seconds are remaining on the Play Clock, in which case it shall be reset to 10 seconds.
7. Clock will start running when ball is snapped following all changes of team possession.
8. With the exception of the last two minutes of the first half and the

last five minutes of the second half, the game clock will be restarted on the Referee's ready signal when a ball carrier goes out of bounds on a play from scrimmage or after enforcement of a penalty if appropriate.

9. Consecutive team time outs can be taken by opposing teams but the length of the second time out will be reduced to 30 seconds.

OVERTIME

If the score is tied at the end of the regulation playing time of all regular-season and postseason NFL games, a system of modified sudden-death overtime shall be in effect, pursuant to the following.

1. At the end of regulation playing time, the Referee shall immediately toss a coin at the center of the field, in accordance with rules pertaining to a usual pregame toss. The visiting team captain is to again call the toss.
2. Following an intermission of no more than three minutes after the end of the regular game, the extra period shall commence.
3. Both teams must have the opportunity to possess the ball once during the extra period, unless the team that receives the opening kickoff scores a touchdown on its initial possession, in which case it is the winner, or if the team kicking off to start the overtime period scores a safety on the receiving team's initial possession, in which case the team that kicked off is the winner.
4. If the team that possesses the ball first does not score on its initial possession, the team next scoring by any method shall be the winner.
5. If the team that possesses the ball first scores a field goal on its initial possession, the other team (the second team) shall have the opportunity to possess the ball.
6. All replay reviews will be initiated by the Replay Official. Coaches' challenges will not be allowed.

Key Definitions:

1. A player is in possession when he is in firm grip and control of the ball inbounds. The defense gains possession when it catches, intercepts, or recovers a loose ball.
2. The opportunity to possess applies only during kicking plays. A kickoff is the opportunity to possess for the receiving team. If the kicking team legally recovers the kick, the receiving team is considered to have had its opportunity. A punt or field goal attempt that crosses the line of scrimmage and is muffed by the receiving team is considered to be an opportunity to possess for the receiving team. Normal touching rules by the kicking team apply.

THE FOLLOWING SHALL APPLY TO OVERTIME GAMES IN THE REGULAR SEASON.

1. There shall be a maximum of one 10-minute period, even if the second team has not had an opportunity to possess the ball or if its initial possession has not ended. If the score is tied at the end of the period, the game shall result in a tie.
2. Each team shall be entitled to two timeouts, and if there is an excess timeout, the usual rules shall apply. The general provisions for the fourth quarter of a game, including timing, shall apply.

THE FOLLOWING SHALL APPLY TO OVERTIME GAMES IN THE POSTSEASON.

1. If the score is tied at the end of a 15-minute overtime period, or if the second team's initial possession has not ended, another overtime period will begin, and play will continue, regardless of how many 15-minute periods are necessary.
2. Between each overtime period, there shall be a two-minute intermission, but there shall be no halftime intermission after the second period. At the beginning of the third overtime period, the captain who lost the coin toss prior to the first overtime period shall have the first choice, unless the team that won the coin toss deferred.
3. At the end of the first and third extra periods, teams must

change goals.

4. Each team is entitled to three timeouts during a half. If there is an excess timeout, the usual rules shall apply.
5. At the end of a second overtime period, timing rules shall apply as at the end of the first half. At the end of a fourth overtime period, timing rules shall apply as at the end of the fourth quarter.

TIMING IN FINAL TWO MINUTES OF EACH HALF

1. A fourth time out is granted for an injured player. If the clock was running and an excess timeout is charged against the team with possession of the ball, the ball will not be put in play until the time on the game clock has been reduced by 10 seconds, if the defense so chooses. All subsequent timeouts charged to the offense will be penalized five yards, and, if the clock was running, 10 seconds will also be run off. The half or game will end if 10 seconds or less remain on the game clock when this rule is invoked. The defense is not subject to the 10-second runoff rule, but all other rules regarding excess timeouts apply. In addition, if an excess timeout is charged to the defense, the play clock will be reset to 40 seconds.
2. If the offense commits a foul in an attempt to conserve time inside of two minutes of either half, the result is a 10-second runoff. If it is by the defense, the play clock is re-set to 40 seconds. The offense could authorize an unused timeout and not have a 10-second runoff. If either team chooses to use a timeout the clock starts on the snap.
3. If the defensive team is out of timeouts and commits a foul prior to the snap while time is in during the final 40/25 seconds of either half, the half is over unless the offense chooses to have the Game Clock start on the snap.
4. Fouls that occur in the last five minutes of the fourth quarter as well as the last two minutes of the first half will result in the clock starting on the snap. Exception: Conserving time fouls and actions in No. 2 above.

TRY

1. After a touchdown, the scoring team is allowed a try during one scrimmage down. The ball may be spotted anywhere between the inbounds lines, 15 yards from the defensive team's goal line for a try-kick and two yards from the goal line for a try by pass or run. The successful conversion counts one point by kick or safety, two points for successful conversion by touchdown.
2. Any distance penalty for fouls committed by the defense which prevent the try from being attempted can be enforced on the succeeding try or succeeding kickoff. Any foul committed on a successful try will result in a distance penalty being assessed on the ensuing kickoff.
3. Only the fumbling player can recover and advance a fumble during a try.

PLAYERS-SUBSTITUTIONS

1. Each team is permitted 11 men on the field at the snap or during any free kick.
2. Unlimited substitution is permitted. However, players may enter the field only when the ball is dead. Players who have been substituted for are not permitted to linger on the field. Such lingering will be interpreted as unsportsmanlike conduct.
3. Players leaving the game must be out of bounds on their own side, clearing the field between the end lines, before a snap or free kick. If player crosses end line leaving field, it is an illegal substitution (5-yard penalty).
4. Offensive substitutes who remain in the game must move onto the field as far as the inside of the field numerals before moving to a wide position.
5. With the exception of the last two minutes of either half, the offensive team, while in the process of substitution or simulated substitution, is prohibited from rushing quickly to the line and snapping the ball with the obvious attempt to cause a defensive

DIGEST OF RULES

foul; i.e., too many men on the field.

6. There never can be 12 or more players in the offensive huddle.

KICKOFF

1. The kickoff shall be from the kicking team's 35-yard line at the start of each half and after a field goal and try. A kickoff is one type of free kick.
2. A one-inch tee may be used (no tee permitted for field goal or try attempt kick) on a kickoff. The ball is put in play by a placekick.
3. A kickoff may not score a field goal.
4. A kickoff is illegal unless it travels 10 yards or is first touched by the receiving team. Once the ball is touched by the receiving team or has gone 10 yards, it is a free ball. Receivers may recover and advance. Kicking team may recover but not advance unless receiver had possession and lost the ball.
5. When a kickoff goes out-of-bounds between the goal lines without being touched by the receiving team, the ball belongs to the receivers 25 yards from the spot of the kick or at the out-of-bounds spot.
6. When the kicking team illegally touches a kickoff, the receiving team may elect to take possession of the ball at the spot of illegal touch.
7. When a kickoff goes out of bounds between the goal lines and is touched last by receiving team, it is receiver's ball at out-of-bounds spot.
8. After the ball has been made ready for play, kicking team players (Team A) other than the kicker must be lined up no more than five yards behind their restraining line.

SAFETY

1. In addition to a kickoff, the other free kick is a kick after a safety (safety kick). A punt may be used. (A punt may not be used on a kickoff.)
2. On a safety kick, the team scored upon puts the ball in play by a punt or placekick without a tee. A field goal cannot be scored on a free kick following a safety, even if a series of penalties place team in position. (A field goal can be scored only on a play from scrimmage or a free kick after a fair catch.)

FAIR CATCH KICK

1. After a fair catch the receiving team has the option to put the ball in play by a snap or a fair catch kick (field goal attempt), with fair catch kick lines established ten yards apart. All general rules apply as for a field goal attempt from scrimmage. The clock starts when the ball is kicked.

FIELD GOAL

1. All field goals attempted (kicked) and missed from beyond the 20-yard line will result in the defensive team taking possession of the ball at the spot of the kick provided that the ball is untouched by the receivers beyond the line of scrimmage. On any field goal attempted and missed from inside the 20-yard line, ball will revert to defensive team at the 20-yard line, again provided that the ball is untouched by the receivers beyond the line of scrimmage.

SAFETY

1. The important factor in a safety is impetus. Two points are scored for the opposing team when the ball is dead on or behind a team's own goal line if the impetus came from a player on that team.

Examples of Safety:

- (a) Blocked punt goes out of kicking team's end zone. Impetus was provided by punting team. The block only changes direction of ball, not impetus.
- (b) Ball carrier retreats from field of play into his own end zone and is downed. Ball carrier provides impetus.
- (c) Offensive team commits a foul and spot of enforcement is behind its own goal line.
- (d) Player on receiving team muffs punt and, trying to get ball, forces or illegally kicks (creating new impetus) it into end zone where it goes out of the end zone or is recovered and

downed by a member of the receiving team in the end zone. (To create new impetus, the ball must be at rest or nearly at rest.)

Examples of Non-Safety:

- (a) Player intercepts a pass or catches or recovers a fumble, backward pass, scrimmage kick, or free kick with both feet inbounds in the field of play and his momentum carries him into his own end zone where he is downed. Ball is put in play at spot where the player gained possession, if the ball is declared dead in his team's possession in the end zone.
- (b) Player intercepts a pass in his own end zone and is downed in the end zone, even after running in the end zone. Impetus came from passing team, not from defense (touchback).
- (c) Player passes from behind his own goal line. Opponent bats down ball in end zone (incomplete pass).

MEASURING

The forward point of the ball is used when measuring.

POSITION OF PLAYERS AT SNAP

1. Offensive team must have at least seven players on line.
2. Offensive players, not on line, must be at least one yard back at snap.
(Exception: player who takes snap.)
3. No interior lineman may move abruptly after taking or simulating a three-point stance.
4. No player of either team may be in the neutral zone at the snap.
5. No player of offensive team may charge or move abruptly after assuming set position.
6. If a player changes his eligibility, the Referee must alert the defensive captain after player has reported to him.
7. All players of offensive team must be stationary at snap, except one back who may be in motion parallel to line of scrimmage or backward (not forward).
8. After a shift or huddle all players on offensive team must come to an absolute stop for at least one second with no movement of hands, feet, head, or swaying of body.
9. Offensive linemen are permitted to interlock legs.
10. Quarterbacks, whether under center or in a shotgun formation, can be called for a false start penalty (5 yards) if their actions are judged to be an obvious attempt to draw an opponent offside.

USE OF HANDS, ARMS, AND BODY

1. A player of either team may block (obstruct or impede) an opponent at any time, provided that the act is not:
 - (a) pass interference
 - (b) illegal contact
 - (c) fair catch interference
 - (d) clipping against a non-runner
 - (e) an illegal chop block
 - (f) an illegal crackback block
 - (g) an illegal low block
 - (h) unnecessary roughness
 - (i) roughing a passer
 - (j) an illegal cut block
 - (k) roughing a kicker
 - (l) offensive or defensive holding
 - (m) illegal use of hands
 - (n) tripping
 - (o) an illegal block in the back above the waist
 - (p) an illegal peel back block
 - (q) an illegal blindside block
2. An offensive player cannot obstruct or impede an opponent by grasping him with his hands or encircling any part of a defender's body with his arms, except in the following situations:
 - (a) If he is a runner. A runner may ward off opponents with his hands and arms. He also may lay his hand on a teammate or push him into an opponent, but he may not grasp or hold on to a teammate; or

- (b) During a loose ball. An offensive player may use his hands/arms legally to block or otherwise push or pull an opponent out of the way in a personal attempt to recover the ball. See specific fumble, pass, or kick rules; or
 - (c) During a kick. A kicking team player may use his hands/arms to ward off or to push or pull aside a receiver who is legally or illegally attempting to obstruct his attempt to proceed downfield; or
 - (d) During a legal block.
3. An offensive player is permitted to block an opponent by contacting him with his head, shoulders, hands, and/or outer surface of the forearm, or with any other part of his body.
 4. A blocker may use his arms, or open or closed hands, to contact an opponent on or outside the opponent's frame (the body of an opponent below the neck that is presented to the blocker). If a blocker's arms or hands are outside an opponent's frame, it is a foul if the blocker materially restricts him. The blocker immediately must work to bring his hands inside the opponent's frame, and, as the play develops, the blocker is permitted to work for and maintain his position against an opponent, provided that he does not illegally clip or illegally push from behind.
 5. An offensive blocker cannot:
 - (a) thrust his hands forward above the frame of an opponent to contact him on the neck, face, or head (**Note:** contact in close line play that is not prolonged and sustained is not a foul);
 - (b) charge or fall into the back of an opponent above the waist, or use his hands or arms to push an opponent from behind in a manner that affects his movement, except in close line play (the guideline for officials to use for illegal use of hands in the back above the waist is: if either hand is on the back, it is a foul. If both hands are on the opponent's side, it is not a foul); **Note:** The prohibition applies to a player of the kicking team while the ball is in flight during a scrimmage kick.
 - (c) use his hands or arms to materially restrict an opponent or alter the defender's path or angle of pursuit. Material restrictions include but are not limited to:
 - (i) grabbing or tackling an opponent;
 - (ii) hooking, jerking, twisting, or turning him; or
 - (iii) pulling him to the ground.
 6. No offensive player may:
 - (a) pull a runner in any direction at any time; or
 - (b) use interlocking interference, by grasping a teammate or by using his hands or arms to encircle the body of a teammate; or
 - (c) trip an opponent; or
 - (d) push or throw his body against a teammate to aid him in an attempt to obstruct an opponent or to recover a loose ball.
 7. Blocking Notes:
 - (a) When a defensive player is held by an offensive player during the following situations, Offensive Holding will not be called:
 - (i) if the runner is being tackled simultaneously by another defensive player;
 - (ii) if the runner simultaneously goes out of bounds;
 - (iii) if a fair catch is made simultaneously;
 - (iv) if the action clearly occurs after a forward pass has been thrown to a receiver beyond the line of scrimmage;
 - (v) if the action occurs away from the point of attack and is not within close line play;
 - (vi) if a free kick results in a touchback;
 - (vii) if a scrimmage kick simultaneously becomes a touchback;
 - (viii) if the action is part of a double-team block;
 - Exception:** Holding will be called if the opponent is pulled to the ground by one or both of the blockers.
 - (ix) if, during a defensive charge, a defensive player uses a rip technique that puts an offensive player in a position that would normally be holding.
 - Exception:** Holding will be called if the defender's feet are taken away from him by the offensive player's action.
8. A defensive player may not tackle or hold any opponent other than a runner. Otherwise, he may use his hands, arms, or body only:
 - (a) To defend or protect himself against an obstructing opponent.
 - Exception:** An eligible receiver is considered to be an obstructing opponent ONLY to a point five yards beyond the line of scrimmage unless the player who receives the snap clearly demonstrates no further intention to pass the ball. Within this five-yard zone, a defensive player may chuck an eligible player in front of him. A defensive player is allowed to maintain continuous and unbroken contact within the five-yard zone until a point when the receiver is even with the defender. The defensive player cannot use his hands or arms to push from behind, hang onto, or encircle an eligible receiver in a manner that restricts movement as the play develops. Beyond this five-yard limitation, a defender may use his hands or arms only to defend or protect himself against impending contact caused by a receiver. In such reaction, the defender may not contact a receiver who attempts to take a path to evade him.
 - (b) To push or pull opponent in actual attempt to get at or tackle runner.
 - (c) To push or pull opponent out of the way in a legal attempt to recover a loose ball.
 - (d) During a legal block on an opponent who is not an eligible pass receiver.
 - (e) When legally blocking an eligible pass receiver above the waist.
 - Exception:** Eligible receivers lined up within 2 yards of the tackle, whether on or immediately behind the line, may be blocked below the waist at or behind the line of scrimmage. NO eligible receiver may be blocked below the waist after he goes beyond the line (illegal cut).
- Note:** Once the quarterback hands off, is tackled, throws a forward or backward pass, loses possession of the ball by a fumble or muff that hits the ground, or if the quarterback leaves the pocket area, the restrictions (illegal chuck, illegal cut) on the defensive team relative to offensive receivers will end.
9. An offensive player who lines up more than two yards outside his own tackle or a player who, at the snap, is in a backfield position and subsequently takes a position more than two yards outside a tackle may not contact an opponent below the waist if the blocker is moving toward the ball and if contact is made within an area five yards on either side of the line (crackback).
 10. A defensive player may not contact an opponent above the shoulders with the palm of his hand except to ward him off on the line. This exception is permitted only if it is not a repeated act against the same opponent during any one contact. In all other cases the palms may be used on head, neck, or face only to ward off or push an opponent in legal attempt to get at the ball.
 11. Any offensive player who pretends to possess the ball or to whom a teammate pretends to give the ball may be tackled provided he is crossing the line of scrimmage between the tackles of a normal tight offensive line.
 12. A player may not bat or punch:
 - (a) A loose ball (in field of play) toward his opponent's goal line or in any direction in either end zone.
 - (b) A ball in player possession.
 - Note:** If there is any question as to whether a defender is stripping or batting a ball in player possession, the official(s)

DIGEST OF RULES

will rule the action as a legal act (stripping the ball).

Exception: to bat or punch rule: A forward pass may be batted, tipped, or deflected in any direction by an eligible player at any time.

Note: A pass in flight that is controlled or caught before receiver's two feet are down may only be thrown backward. If it is thrown forward, it's considered an illegal bat.

13. No player may deliberately kick any ball except as a punt, dropkick, or placekick.

FORWARD PASS

1. A forward pass may be touched or caught by any eligible receiver. All members of the defensive team are eligible. Eligible receivers on the offensive team are players on either end of line (provided they either have the numbers of eligible players or have legally reported) or players at least one yard behind the line at the snap. A T-formation quarterback is not eligible to receive a forward pass during a play from scrimmage.
Exception: T-formation quarterback becomes eligible if pass is previously touched by an eligible player.
2. An offensive team may make only one forward pass from behind the line of scrimmage during a scrimmage down (Loss of five yards and loss of down).
3. The passer must be behind the line of scrimmage (Loss of down and five yards, enforced from the spot of pass).
4. Any eligible offensive player may catch a forward pass. If a pass is touched by one eligible offensive player and touched or caught by a second eligible offensive player, pass completion is legal. Further, all offensive players become eligible once a pass is touched by an eligible receiver or any defensive player.
5. The rules concerning a forward pass and ineligible receivers:
 - (a) If ball is touched intentionally or caught by an originally ineligible player. (Loss of five yards).
 - (b) If ineligible receiver is illegally downfield (Loss of five yards).
 - (c) If ball is first touched (intentionally or accidentally) or caught by eligible receiver who had gone out of bounds on his own or had been legally forced out of bounds beyond the line. (Loss of down).
6. The player who first controls and continues to maintain control of a pass will be awarded the ball even though his opponent later establishes joint control of the ball.
7. Any forward pass becomes incomplete and ball is dead if:
 - (a) Pass hits the ground inbounds.
 - (b) Pass hits out of bounds.
8. A forward pass is complete when a receiver secures control of the ball, clearly touches the ground inbounds with both feet or with any part of his body other than his hands, and maintains control of the ball long enough to clearly become a runner. If there is any doubt as to whether a pass is complete or incomplete, it is always incomplete.
9. If an eligible receiver is forced out by a defender illegally and returns to first touch and catch a pass, the play is regarded as a completed pass (Foul against defense), provided the receiver makes an immediate attempt to return inbounds.
10. If a personal foul is committed by the defense prior to the completion of a pass, the penalty is 15 yards from the spot where ball becomes dead, or from the line of scrimmage if the receiver is downed behind the line of scrimmage.

INTENTIONAL GROUNDING OF FORWARD PASS

1. Intentional grounding of a forward pass is a foul:
 - (a) Passer is in the field of play (Loss of down and 10 yards from previous spot)
 - (b) It occurs more than 10 yards behind line, or more than half the distance to the goal line (Loss of down at spot of foul)
 - (c) Passer is in his own end zone when ball is released (Safety).
2. Intentional grounding will be called when a passer, facing an imminent loss of yardage due to pressure from the defense, throws a forward pass without a realistic chance of completion.
3. Intentional grounding will not be called when a passer, while out

of the pocket and facing an imminent loss of yardage, throws a pass that lands at or beyond the line of scrimmage, even if no offensive player has a realistic chance to catch the ball (including if the ball lands out of bounds over the sideline or end line).

PROTECTION OF PASSER

1. By interpretation, a pass begins when the passer—with possession of ball—starts to bring his hand forward. Once a player brings the ball back toward his body it is no longer a forward pass. If ball strikes ground after the hand starts forward, but before he starts to bring it back to his body, play is ruled as an incomplete forward pass. If passer loses control of ball prior to his bringing his hand forward, play is ruled a fumble.
2. After the ball has left a passer's hand, no defensive player may run into him after the defensive player's second foot has touched the ground. The Referee must determine whether opponent had a reasonable chance to stop his momentum during an attempt to block the pass or tackle the passer while he still had the ball.
3. A rushing defender is prohibited from forcibly hitting in the knee area or below a passer who has one or both feet on the ground, even if initial contact is above the knee. It is not a foul if the defender is blocked (or fouled) into the passer and has no opportunity to avoid him.
4. Officials are to blow the play dead as soon as the quarterback is clearly in the grasp and control of any tackler and a second approaching player puts his safety in jeopardy.
5. No defensive player may forcibly hit the passer in the head, face, or neck.

PASS INTERFERENCE

1. There shall be no interference with a forward pass thrown from behind the line. The restriction for the passing team starts with the snap. The restriction on the defensive team starts when the ball leaves the passer's hand. Both restrictions end when the ball is touched by anyone.
2. The penalty for defensive pass interference is an automatic first down at the spot of the foul. If interference is in the end zone, it is first down for the offense on the defense's one-yard line. If previous spot was inside the defense's two-yard line, penalty is half the distance to the goal line.
3. The penalty for offensive pass interference is 10 yards from the previous spot.
4. It is pass interference by either team when any player movement more than one yard beyond the line of scrimmage significantly hinders the progress of an eligible player's opportunity to catch the ball.
Actions that constitute defensive pass interference include but are not limited to:
 - (a) Contact by a defender who is not playing the ball and such contact restricts the receiver's opportunity to make the catch.
 - (b) Playing through the back of a receiver in an attempt to make a play on the ball.
 - (c) Grabbing a receiver's arm(s) in such a manner that restricts his opportunity to catch a pass.
 - (d) Extending an arm across the body of a receiver thus restricting his ability to catch a pass, regardless of the fact of whether or not the defender is playing the ball.
 - (e) Cutting off the path of a receiver by making contact with him without playing the ball.
 - (f) Hooking a receiver in an attempt to get to the ball in such a manner that it causes the receiver's body to turn prior to the ball arriving.

Actions that do not constitute defensive pass interference include but are not limited to:

- (a) Incidental contact by a defender's hands, arms, or body when both players are competing for the ball or neither player is looking for the ball. If there is any question whether contact is incidental the ruling shall be no interference.
- (b) Inadvertent tangling of feet when both players are playing the

ball or neither player is playing the ball.

- (c) Contact that would normally be considered pass interference, but the pass is clearly uncatchable by the involved players.
- (d) Laying a hand on a receiver in an attempt to make a play on the ball that does not restrict the receiver.
- (e) Contact by a defender who has gained position on a receiver in an attempt to catch the ball.

Actions that constitute offensive pass interference include but are not limited to:

- (a) Blocking downfield by an offensive player prior to the ball being touched.
- (b) Initiating contact with a defender by shoving or pushing off thus creating separation.
- (c) Driving through a defender who has established a position on the field.

Actions that do not constitute offensive pass interference include but are not limited to:

- (a) Incidental contact by a receiver's hands, arms, or body when both players are competing for the ball or neither player is looking for the ball, player is looking for the ball.
- (b) Inadvertent tangling of feet when both players are playing the ball or neither player is playing the ball.
- (c) Contact that would normally be considered pass interference, but the ball is clearly uncatchable by involved players.

Note 1: If there is any question whether player contact is incidental, the ruling should be no interference.

Note 2: Defensive players have as much right to the path of the ball as eligible offensive players.

Note 3: Pass interference for both teams ends when the pass is touched.

Note 4: There can be no pass interference at or behind the line of scrimmage, but defensive actions such as tackling or holding a receiver can still result in a five-yard penalty for defensive holding, if accepted.

Note 5: Whenever a team presents an apparent punting formation, defensive pass interference is not to be called for action on the end man on the line of scrimmage, or an eligible receiver behind the line of scrimmage who is aligned or in motion more than one yard outside the end man on the line. Defensive holding, such as tackling a receiver, still can be called and result in a five-yard penalty from the previous spot, if accepted. Offensive pass interference rules still apply.

BACKWARD PASS

1. Any pass not forward is regarded as a backward pass. A pass parallel to the line is a backward pass. A runner may pass backward at any time.
2. A backward pass that strikes the ground can be recovered and advanced by either team.
3. A backward pass caught in the air can be advanced by either team.
4. A backward pass in flight may not be batted forward by an offensive player.
5. A direct snap from center is a backward pass.

FUMBLE

1. The distinction between a fumble and a muff should be kept in mind in considering rules about fumbles. A fumble is the loss of possession of the ball. A muff is the touching of a loose ball by a player in an unsuccessful attempt to obtain possession.
2. A fumble may be advanced by any player on either team regardless of whether recovered before or after ball hits the ground. Exception: On a play from scrimmage, if an offensive player fumbles anywhere on the field during fourth down, only the fumbling player is permitted to recover and/or advance the ball. If any player fumbles after the two-minute warning in a half, only the fumbling player is permitted to recover and/or advance the ball. If recovered by any other offensive player, the ball is dead at the

spot of the fumble unless it is recovered behind the spot of the fumble. In that case, the ball is dead at the spot of recovery. Any defensive player may recover and/or advance any fumble at any time.

3. A fumble that goes forward and out of bounds will return to the fumbling team at the spot of the fumble (clock will start when ball is spotted) unless the ball goes out of bounds in the opponent's end zone. In this case, it is a touchback.
4. A muffed hand-to-hand snap from center is treated as a backward pass.

KICKS FROM SCRIMMAGE

1. Any kick from scrimmage must be made at or behind the line of scrimmage to be legal.
2. Any punt that touches a goal post is dead.
3. During a kick from scrimmage, only the end men, as eligible receivers on the line of scrimmage at the time of the snap, are permitted to go beyond the line before the ball is kicked.
Exception: An eligible receiver who, at the snap is aligned or in motion behind the line and more than one yard outside the end man on his side of the line, clearly making him the outside receiver, replaces that end man as the player eligible to go downfield after the snap. All other members of the kicking team must remain at the line of scrimmage until the ball has been kicked.

4. Any punt that is blocked and does not cross the line of scrimmage can be recovered and advanced by either team. However, if the offensive team recovers it must make the yardage necessary for its first down to retain possession if punt was on fourth down.
5. The kicking team may possess but not advance its own kick even though legal recovery is made beyond the line of scrimmage.
6. A member of the receiving team may not run into or rough a kicker who kicks from behind his line unless contact is:
 - (a) Incidental to and after he had touched ball in flight.
 - (b) Caused by kicker's own motions.
 - (c) During a quick kick or a kick made after a run behind the line or after kicker recovers a loose ball on the ground.
 - (d) Caused by block into kicker.

The penalty for running into the kicker is five yards. For roughing the kicker: 15 yards, an automatic first down, and disqualification if flagrant.

7. If a member of the kicking team attempting to down the ball carries the ball directly into the end zone, it is a touchback. **Note:** It is also a touchback if a kicking team member touches a kicked ball:
 - (a) while in contact with the end zone, or
 - (b) after contact with the end zone, but before re-establishing a position (with two feet or any body part other than the hands) in the field of play, or
 - (c) if a kicking team player illegally touches the ball inside the receiver's five-yard line.
8. For any foul by the kicking team prior to the actual change of possession, the receiving team will have the option of accepting the penalty at the previous spot and replaying the down or adding the penalty yardage on to the end of the play.
Exception: Fair catch interference, invalid fair catch signal, interference with the opportunity, or personal foul (blocking) after a fair catch signal. These are spot fouls.
9. While the ball is in the air or rolling on the ground following a punt or field goal attempt and receiving team commits a foul before gaining possession, receiving team will retain possession and will be penalized for its foul.
10. It will be illegal for a defensive player to jump on or stand on any player or be picked up by a teammate or to use a hand or hands on a teammate to gain additional height in an attempt to block a kick (Penalty 15 yards, unsportsmanlike conduct).
11. A punted ball remains a kicked ball until it is declared dead or in possession of either team.
12. Any member of the punting team may down the ball anywhere in the field of play. However, if ball is not first touched by receivers,

DIGEST OF RULES

it is a first touch violation. The receiving team can take possession of the ball at the spot of first touching, provided no penalty is accepted on the play.

13. If a member of the punting team goes out of bounds, he cannot return inbounds and be the first to touch the kick. When this occurs, it is a foul for illegal touching. If the illegal touching is inside the receiver's five-yard line, the receiving team may elect to take a touchback.
14. Defensive team may advance all kicks from scrimmage (including unsuccessful field goal) except those that are untouched by a receiving team member that touch the ground or a kicking team player in the end zone. Rules pertaining to kicks from scrimmage apply until defensive team gains possession.

FAIR CATCH

1. The member of the receiving team must raise one arm full length above his head while kick is in flight and wave his arm from side to side. (Failure to give proper sign, receiver's ball five yards behind spot of signal.) **Note:** It is legal for the receiver to shield his eyes from the sun by raising one hand no higher than the helmet.
2. No opponent may interfere with the fair catcher, the ball, or his path to the ball (15 yards from spot of foul and fair catch is awarded).
3. A player who signals for a fair catch is not required to catch the ball. However, if a player signals for a fair catch, he may not block or initiate contact with any player on the kicking team until the ball touches a player (Penalty, snap 15 yards behind spot of foul).
4. If time expires while ball is in play and a fair catch is signaled and made, receiving team may choose to extend the period with one fair catch kick.

FOUL ON LAST PLAY OF HALF OR GAME

1. On a live ball foul by the defense on last play of the half or game, the half/game is extended if penalty is accepted. If the defensive foul is a dead ball personal foul or unsportsmanlike conduct foul following the end of the half or game, the half/game is not extended, and the foul is enforced on the kickoff to start the second half (or overtime period, if applicable).
2. On a live ball foul by the offense on last play of the half or game, the half/game is not extended and the play in which the foul is committed is nullified. If the offensive foul is a dead ball personal foul or unsportsmanlike conduct foul following the end of the half or game, the half/game is not extended, and the foul is enforced on the kickoff to start the second half (or overtime period, if applicable).

Exception: Fair catch interference, personal foul followed by an interception, illegal touching, a palpably unfair act, or kicking team fouls prior to the actual change of possession. No score by offense counts.

3. On double foul on last play of half or game, half/game is extended, if appropriate.

SPOT OF ENFORCEMENT OF FOUL

1. There are six basic spots at which a penalty for a foul is enforced:
 - (a) Previous spot: The spot where the ball was put in play.
 - (b) Spot of foul: The spot where the foul is committed.
 - (c) Spot of backward pass or fumble: The spot where possession was lost.
 - (d) Dead Ball Spot: The spot at which the ball became dead.
 - (e) Succeeding spot: The spot where the ball next would be put in play (i.e., the spot after enforcement for a foul, or, if there has been no foul, the spot at which the ball became dead).
Exception: If foul occurs after a touchdown and before the whistle for a try, succeeding spot is spot of next kickoff.
 - (f) Change of Possession Spot: The spot at which possession is gained by, or awarded to, the opponent.
2. All fouls committed by offensive team behind the line of scrimmage (except in the end zone or intentional grounding) shall be penalized from the previous spot. If the foul is in the end zone, it is a safety.

DOUBLE FOUL

1. If there is a double foul during a down in which there is a change of possession, the team last gaining possession may keep the ball unless its foul was committed prior to the change of possession.
2. If double foul occurs after a change of possession, the team gaining possession retains the ball at the spot where possession changed.
3. If one of the fouls of a double foul involves disqualification, that player must be removed, regardless of whether the fouls offset.
4. On kicking plays involving a double foul with a change of possession, the receiving team will have the option to retain the ball or replay at the previous spot, provided its foul was after the change of possession.

PENALTY ENFORCED ON FOLLOWING KICKOFF

When a team scores by touchdown, field goal, try, or safety and opponent commits a personal foul, unsportsmanlike conduct, or palpably unfair act during the down, the penalty will be assessed on the following kickoff.

EMERGENCIES AND UNFAIR ACTS

Emergencies—Policy

The National Football League requires all League personnel, including Game Officials, Commissioner's-office employees, players, coaches, and other club employees to use best efforts to see that each game—preseason, regular season, and postseason—is played as scheduled to its conclusion. The League recognizes, however, that emergencies may arise which make a game's completion impossible or inadvisable. Such circumstances may include, but are not limited to, severely inclement weather, natural or man-made disaster, power failure, and spectator interference.

Games should be suspended, cancelled, postponed, or terminated (see definitions below) when circumstances exist such that commencement or continuation of play would pose a threat to the safety of participants or spectators or would unduly affect the ability of a community to deal with the effects of a local catastrophe or similarly disruptive event.

In determining whether a game should be rescheduled or relocated, public safety, community relations, and competitive integrity should be key determining factors. Resources should not be diverted from a community that may need them for recovery and relief efforts.

Authority of Commissioner's Office

1. Authority to cancel, postpone, or terminate games is vested solely in the Commissioner (other Commissioner's-office representatives and Referees may suspend play temporarily; see point No. 3 under this section and point No. 1 under "Authority of Referee" below). The following definitions apply:
 - **Cancel.** To cancel a game is to nullify it either before or after it begins and to make no provision for rescheduling it or for including its score or other performance statistics in League records.
 - **Postpone.** To postpone a game is to (a) defer its starting time to a later time or date, or (b) suspend it after play has begun and make provision to resume it at a later date/time with all scores and other performance statistics up to the point of postponement added to those achieved in the resumed portion of the game.
 - **Relocate.** To relocate a game is to play a game that has been postponed at a different location than was originally scheduled.
 - **Terminate.** To terminate a game is to end it short of a full 60 minutes of play, officially record it as a completed game, and make no provision to resume it at a later date. The Commissioner may terminate a game in an emergency if, in his opinion, it is reasonable to project that its resumption (a) would not change its ultimate result or (b) would not adversely affect any other inter-team competitive issue.
 - **Forfeit.** The Commissioner (except in cases of disciplinary

action; see last section on "Removing Team from Field"), and his representatives, including Referees, are not authorized to unilaterally declare forfeits. A forfeit occurs only when a game is not played because of the failure or refusal of one team to participate. In that event, the other team, if ready and willing to play, is the winner by a score of 2-0.

2. If an emergency arises that may require cancellation, postponement, or termination (see above), the highest-ranking representative from the Commissioner's office working the game in a "control" capacity will consult with the Commissioner, or game-day duty officer designated by the League (by telephone, if that person is not in attendance) concerning such decision. If circumstances warrant, the Commissioner's-office representative should also attempt to consult with the weather bureau or appropriate security personnel of the League, club, stadium, and local authorities. If no representative from the Commissioner's office is working the game in a "control" capacity, the Referee will be in charge (see "Authority of Referee" below).
3. In circumstances where safety is of immediate concern, the Commissioner's-office representative may, after consulting with the Referee, authorize a temporary suspension in play and, if warranted, removal of the participants from the playing field. The representative should be mindful of the safety of spectators, players, Game Officials, non-player personnel in the bench areas, and other field-level personnel such as photographers and cheerleaders.
4. If possible, the Commissioner's-office representative should consult with authorized representatives of the two participating clubs before any decision involving cancellation, postponement, or termination is made by the Commissioner.
5. If the Commissioner decides to cancel, postpone, or terminate a game, his representative at the game or the game-day duty officer will then determine the method(s) for announcing such decision—for example, public address announcement over Referee's wireless microphone; public-address announcement by home club; communication to radio, television, and other news media.
6. Unless determined otherwise by the Commissioner, in the event of an incident that causes an NFL game to be cancelled or postponed, all other games that week will be played as scheduled.
7. If there is an incident at a non-NFL domestic facility or one that affects the community in which a game is scheduled to be played, all efforts will be made to play the game as scheduled, unless the Commissioner, after consulting with the affected club's community leaders, law enforcement, and stadium operators, as well as other relevant parties, determines that a game cannot be played. In such event, the game will be played at its scheduled location as close as possible to the originally scheduled time. If that is not possible, the game will be either (a) played at a later date at the original location, or (b) moved to another location in the affected club's home territory or as close to the affected club's home territory as possible.
8. In determining when and where a game is to be played, the Commissioner will consider a number of factors including: (a) issues of competitive integrity (scheduling considerations, including the swap of divisional games, alternate site advantages and disadvantages, NFL quality venue); (b) community and fan relations for affected clubs and local governments; (c) broadcast and network issues; (d) economic projections for alternate sites from ticket sales, concessions, sponsorships, etc.; (e) insurance coverage for game cancellation, responsibility for deductibles, potential litigation; and (f) expenses and revenues to be shared and/or allocated between the affected clubs (travel, lodging, ticket sales, sponsorships, etc.).
9. In the event of an incident that creates a national emergency, as defined by federal authorities, the League will consider postponement of all of that week's games.

Authority of Referee

1. If a Referee determines that an emergency warrants immediate removal of participants from the playing field for safety reasons,

he may do so on his own authority. If, however, circumstances allow him the time, he must reach the highest ranking full-time Commissioner's-office representative working at the game in a "control" capacity or the game day duty officer designated by the League (by telephone, if that person is not in attendance) and discuss the actual or potential emergency with such representative or duty officer. That representative or duty officer will then make the final decision on removal of participants from the field or obtain a decision from the Commissioner.

2. If a Referee removes participants from the playing field under No. 1 above, he may order them to their respective bench areas or locker rooms, whichever is appropriate in the circumstances.
3. After appropriate consultation under No. 1 above, the Referee must advise the two participating head coaches of the nature of the emergency and the action contemplated (if the decision has not yet been reached) or of the final decision.
4. The Referee must not, before a decision is reached, make an announcement on his microphone concerning the possibility of a cancellation, postponement, or termination unless instructed to do so by an appropriate representative of the Commissioner's office.
5. The Referee must not discuss a forfeit with head coaches or club personnel and must not use that term over the Referee's microphone (see definition of Forfeit under No. 1 of "Authority of Commissioner's Office" above).
6. The Referee must not assess an unsportsmanlike conduct penalty on the home team for actions of fans that cause or contribute to an emergency.
7. The Referee should be mindful of the safety of not only players and Officials, but also of spectators and other non-participants.
8. If an emergency involves spectator interference (for example, non-participants on the field or thrown objects), the Referee should immediately request of the appropriate club or Commissioner's-office representative additional security assistance, including, if applicable, involvement of the League's security representative(s) assigned to the game.
9. The Referee may order the resumption of play when he deems conditions safe for all concerned and, if circumstances warrant, after consultation with appropriate representatives of the Commissioner's office.
10. Under no circumstances is the Referee authorized to unilaterally cancel, postpone, terminate, or declare forfeiture of a game.

Procedures for Starting and Resuming Games

Subject to the points of authority listed above, League personnel and Referees will be guided by the following procedures for starting and resuming games that are affected by emergencies:

1. If, because of an emergency, a regular-season or postseason game is not started at its scheduled time and cannot be played at any later time that same day, the game nevertheless must be played on a subsequent date to be determined by the Commissioner.
2. If an emergency threatens to occur during the playing of a game (for example, an incoming tropical storm), the starting time of the game will not be moved to an earlier time unless there clearly is sufficient time to make an orderly change.
3. All games that are temporarily suspended and resumed on the same day, and all suspended games that are postponed to a later date, will be resumed at the point of suspension. On suspension, the Referee will call timeout and make a record of the following: team possessing the ball; direction in which its offense was headed; position of the ball on the field; down; distance; period; time remaining in the period; and any other pertinent information required for an orderly and equitable resumption of play. The Referee will confer with the head coaches to determine the length of time for warm-ups prior to resuming the game, with a maximum time of 10 minutes allotted for warm-ups.
4. For regular-season postponements, the Commissioner will make every effort to set the game for no later than two days after its originally scheduled date and at the same site. If unable to schedule at the same site, he will select an appropriate alternative

DIGEST OF RULES

- site (See "Procedures for Rescheduling or Relocating a Game").
5. For postseason postponements, the Commissioner will make every effort to set the game as soon as possible after its originally scheduled date and at the same site. If unable to schedule at the same site, he will select an appropriate alternative site.
 6. Whenever postponement is attributable to negligence by a club, the negligent club is responsible for all home-club or visitor-club costs and expenses, including, subject to approval by the Commissioner, gate receipts and television-contract income. [See Section 19.11(C) of the NFL Constitution and Bylaws.]
 7. Each home club is strictly responsible for having the playing surface of its stadium well maintained and suitable for NFL play.

UNFAIR ACTS

Commissioner's Authority

The Commissioner has sole authority to investigate and take appropriate disciplinary or corrective measures if any club action, non-participant interference, or emergency occurs in an NFL game which he deems so unfair or outside the accepted tactics encountered in professional football that such action has a major effect on the result of the game.

No Club Protests

The authority and measures provided for in this section (Unfair Acts) do not constitute a protest mechanism for NFL clubs to dispute the result of a game. The Commissioner will conduct an investigation under this section only to review an act or occurrence that he deems so unfair that the result of the game in question may be inequitable to one of the participating teams. The Commissioner will not apply his authority under this section when a club registers a complaint concerning a judgmental error or routine error of omission by Game Officials. Games involving such complaints will continue to stand as completed.

Penalties for Unfair Acts

The Commissioner's powers under this section (Unfair Acts) include the imposition of monetary fines and draft-choice forfeitures, suspension of persons involved, and, if appropriate, the reversal of a game's result or the rescheduling of a game, either from the beginning or from the point at which the extraordinary act occurred. In the event of rescheduling a game, the Commissioner will be guided by the procedures specified above ("Procedures for Starting and Resuming Games" under Emergencies). In all cases, the Commissioner will conduct a full investigation, including the opportunity for hearings, use of game video, and any other procedures and materials he deems appropriate.

REMOVING TEAM FROM FIELD

No player, coach, or other person affiliated with a club may remove that club's team from the field during the playing of any game, including preseason, except at the direction of the Referee. Any club violating this rule will be subject to disciplinary action by the Commissioner, including possible game forfeiture and sole liability for financial losses suffered by the opposing club and any other affected member clubs of the League. [See Section 9.1(E) of the NFL Constitution and Bylaws]



Pro Football Writers of America Record Book & History (1964-2021)

TABLE OF CONTENTS

About The PFWA	2
PFWA Presidents/2021 Officers & Board	3
2021 PFWA Chapters.....	4
On-Field Awards (1966-2020)	5-7
Off-Field Awards (1969-2021)	8-11
All-NFL Teams (1966-2020).....	12-19
All-NFL Players.....	20-23
Most First Team All-NFL Players By Team	23
Rookies Selected To First Team All-NFL	23
All-NFL Records.....	24
All-NFL First Team Multiple Honorees.....	24
Most Players Selected To First Team All-NFL.....	24
All-AFC Teams	25-28
All-NFC Teams.....	29-32
All-Conference Players (1992-2020).....	33-36
Most All-Conference Players By Team	36
Most Players Selected To All-Conference.....	36
Rookies Selected To All-Conference	36
All-Conference Records.....	37
All-Conference Multiple Honorees.....	37
All-Rookie Teams (1974-2020)	38-43
All-Rookie Players	44-49
Most First Team All-Rookie Players By Team	49
All-Rookie First Team Multiple Honorees	49
Most Players Selected To First Team All-Rookie	49
All-Rookie Positions Not Selected.....	49

Pro Football Writers of America Record Book & History (1964-2021)

The **Pro Football Writers of America History & Record Book (1964-2021)** was originally compiled by PFWA Director of Communications **Chris Pika** from January-May 2019, with the help of the PFWA award press release archives stored on ProFootballWriters.org, significant assistance in completion of the PFWA awards archives from **John Turney** of the Professional Football Researchers Association (PFRA), **Hub Arkush** and the archives of *Pro Football Weekly*, NFL Record and Fact Book/Record Manual archives, **Jon Kendle** and **Saleem Choudhry** of the Pro Football Hall of Fame, PFWA Newsletter archives from **Howard Balzer**, fact-checking on Newspapers.com and ProFootballReference.com and the invaluable assistance and support of former PFWA President **Bob Glauber**, current PFWA President **Lindsay Jones** and current PFWA Secretary-Treasurer **Mike Sando**. This publication and the information within is the property of the PFWA and can be utilized for editorial use as desired, with a kind request for credit to the PFWA if significant portions are used in publications/research. Information current as of **July 1, 2021**. If there are any corrections to these lists (with documentation), please contact the PFWA at **ProFootballWriters@gmail.com**.

Notes

The PFWA MVP, Offensive Player of the Year, Defensive Player of the Year, Offensive Rookie of the Year, Defensive Rookie of the Year, Comeback Player of the Year and Coach of the Year were presented from 1992-2012, the Executive of the Year and the Assistant Coach of the Year were presented from 1993-2012 and the Most Improved Player of the Year was presented from 2000-12 in conjunction with *Pro Football Weekly*. The Rookie of the Year award was presented in 1966, 1975-91 and yearly since 2013.

The PFWA presented AFL and NFL Coach of the Year awards from 1967-69 and AFC and NFC Coach of the Year awards from 1970-89, with the exception of 1977.

The PFWA selected its' first All-NFL team in 1966. After a one-year break in 1967, the PFWA selected a combined All-AFL/NFL Team in 1968-69 and a All-NFL team from 1970-present. The PFWA selected a first and second team from 1968-76. The PFWA's All-NFL teams were presented in conjunction with *Pro Football Weekly* from 1992-2012.

The PFWA has selected an All-AFC and All-NFC team continuously since 1992. The PFWA's All-Conference teams were presented in conjunction with *Pro Football Weekly* from 1992-2012.

The PFWA has selected an All-Rookie team continuously since 1974. The PFWA selected a first and second team in 1976. The PFWA's All-Rookie teams were presented in conjunction with *Pro Football Weekly* from 1992-2012.

ABOUT THE PFWA



In its 58th season in 2021, the **Professional Football Writers of America (PFWA)** is the official voice of pro football writers, promoting and fighting for access to NFL personnel to best serve the public. The PFWA is made up of accredited writers who cover the NFL and the 32 teams daily.

Lindsay Jones of The Athletic is the PFWA president for the 2021-22 seasons and the organization's 30th president. **Jenny Vrentas** of *Sports Illustrated* is the PFWA's first vice-president, **Calvin Watkins** of the *Dallas Morning News* is the second vice-president and **Mike Sando** of The Athletic is the PFWA secretary-treasurer. At-large board members include *USA Today's* **Mike Jones**, ESPN.com's **Jeff Legwold**, The Athletic's **Dan Pompei** and ProFootballTalk.com's **Charean Williams**.

The PFWA has established local chapters in each NFL market to assist members, monitor each club's adherence to the NFL Media Access Policy and increase PFWA membership by qualified media personnel. Each chapter's executives work with their local club's public relations staff and communicates with PFWA officers on issues relating to coverage, all in an effort to fulfill the PFWA's mission statement to promote and fight for access to NFL personnel to best serve the public.

The PFWA works with the NFL each year to assign pool reporters in every market, who may visit the officials locker room following games to make inquiries about rule interpretations for distribution to all media.

Each year in January, members select the PFWA's **On-Field Awards**: All-NFL, All-AFC/NFC and All-Rookie teams along with individual awards for Most Valuable Player, Offensive and Defensive Players of the Year, Rookie of the Year, Offensive and Defensive Rookies of the Year, Comeback Player of the Year, Most Improved Player of the Year, Coach of the Year, Executive of the Year and Assistant Coach of the Year. The PFWA On-Field Awards are announced during the week of the AFC and NFC Championship Games.

In the spring, members nominate and vote for the **Off-Field Awards**: **Good Guy Award** (NFL player for his qualities and style in helping pro football writers do their jobs), **George Halas Award** (NFL player, coach or staff member who overcomes the most adversity to succeed), **Jack Horrigan Award** (league or club official for his or her qualities and style in helping the pro football writers do their job), **Bill Nunn Jr. Award** (reporter who has made a long and distinguished contribution to pro football through coverage), **Terez A. Paylor Emerging Writer Award** (rising star in pro football writing), **Pete Rozelle Award** (NFL club PR staff that consistently strives for excellence in its dealings and relationships with the media) and the **Paul "Dr. Z" Zimmerman Award** (lifetime achievement as an assistant coach in the NFL) The Off-Field Awards are announced prior to clubs finishing their spring OTAs.

The PFWA also conducts the **Dick Connor Writing Awards**, which honors the best writing by members in beat reporting, columns, features, enterprise news/features, breaking news, and game stories by members. The Connor Awards, which span the period after the Super Bowl and continues through the following year's Super Bowl, are announced during the preseason each year. Beginning in 2019, the Connor Award categories were named for some of the renowned pro football writers who chronicled the NFL over the league's first 100 seasons: the **Bob Oates Beat Reporting Award** (*Los Angeles Times* reporter and the PFWA's 1974 Bill Nunn Jr. Award winner), the **Dave Anderson Column Writing Award** (*New York Times'* Pulitzer Prize-winning columnist and the 1998 Nunn Award honoree), the **Bryan Burwell Feature Writing Award** (*St. Louis Post-Dispatch* and *New York Daily News* writer and columnist), the **Lesley Visser Enterprise News/Features Award** (pioneering football writer who became the NFL's first female beat reporter in 1976 at the *Boston Globe* and who later worked for CBS), the **Will McDonough Breaking News Award** (*Boston Globe* reporter and columnist who went on to a decorated career in TV journalism and the 1990 Nunn Award winner) and the **Dave Goldberg Game Story Award** (41-year *Associated Press* reporter and 2015 Nunn Award honoree).

The **Art Rooney Scholarship** is awarded each year to a child of a PFWA member who is entering his or her freshman year of college. Applications for the Rooney Scholarship are available in early summer each year from the PFWA for children who graduated high school in the spring. The winner is announced at the PFWA's Annual Meeting during Super Bowl week.

The PFWA (originally established as the Pro Football Writers Association of America or PFWAA) was founded December 28, 1963 in Chicago, and **George Strickler** of the *Chicago Tribune* was elected as the organization's first president. The PFWA selected its' first All-NFL team in 1966, an All-AFL/NFL team in 1968-69 and again an All-NFL team each season since the 1970 AFL-NFL merger. The PFWA has selected All-AFC/NFC teams since 1992 and an All-Rookie Team since 1974. The PFWA first gave a NFL MVP and Rookie of the Year award in 1966, and after a hiatus from 1967-74, the group has selected an MVP and Rookie of the Year each year since 1975. The oldest of the Off-Field Awards selected by the membership are the Halas Award and the Nunn Award (which is presented to the honoree during each year's Pro Football Hall of Fame Enshrinement Ceremony in Canton, Ohio), which each date back to 1969.

Follow the PFWA at ProFootballWriters.org and on Twitter at @PFWAwriters.

PFWA PRESIDENTS/2021 OFFICERS & BOARD

Seasons – Name, Affiliation

- 1964-65 – **George Strickler***, *Chicago Tribune*
- 1966-67 – **Lewis “Tony” Atchison***, *Washington Star*
- 1968-69 – **Edwin Pope***, *Miami Herald*
- 1970-71 – **William Guthrie***, *New Haven Journal-Courier*
- 1972-73 – **Larry Felser***, *Buffalo News*
- 1974-75 – **Larry Fox**, *New York Daily News*
- 1976-77 – **Bob Roesler***, *New Orleans Times-Picayune*
- 1978-79 – **John Steadman***, *Baltimore News-American*
- 1980-81 – **Dick Connor***, *Denver Post*
- 1982 – **Paul Zimmerman***, *Sports Illustrated*
- 1983-84 – **Cooper Rollow***, *Chicago Tribune*
- 1985-86 – **Vito Stellino**, *Baltimore Sun*
- 1987-88 – **Glenn Sheeley**, *Atlanta Journal-Constitution*
- 1989-90 – **Don Pierson**, *Chicago Tribune*
- 1991-92 – **Ira Miller**, *San Francisco Chronicle*
- 1993-94 – **Vic Carucci**, *Buffalo News*
- 1995-96 – **Len Pasquarelli**, *Atlanta Journal-Constitution*
- 1997-98 – **Steve Schoenfeld***, *Arizona Republic*
- 1999-2000 – **John Clayton**, ESPN
- 2001-02 – **Adam Schefter**, *Denver Post*
- 2003-04 – **John McClain**, *Houston Chronicle*
- 2005-06 – **David Elfin**, *Washington Times*
- 2007-08 – **Alex Marvez**, FoxSports.com
- 2009-10 – **Charean Williams**, *Fort Worth Star-Telegram*
- 2011-12 – **Mark Gaughan**, *Buffalo News*
- 2013-14 – **D. Orlando Ledbetter**, *Atlanta Journal-Constitution*
- 2015-16 – **Jeff Legwold**, ESPN.com
- 2017 – **Jim Trotter**, ESPN
- 2018-20 – **Bob Glauber**, *Newsday*
- 2021-22 – **Lindsay Jones**, *The Athletic*

* – deceased




George Strickler
Chicago Tribune

PFWA Founder
PFWA President
1964-1965

2021 PFWA OFFICERS



Lindsay Jones
The Athletic
PFWA President



Jenny Vrentas
Sports Illustrated
PFWA 1st VP



Calvin Watkins
Dallas Morning News
PFWA 2nd VP



Mike Sando
The Athletic
Secretary-Treasurer

PFWA AT-LARGE BOARD MEMBERS



Mike Jones
USA Today



Jeff Legwold
ESPN.com



Dan Pompei
The Athletic



Charean Williams
ProFootballTalk.com

2021 PFWA CHAPTERS

The PFWA has established local chapters in each NFL market to assist members, monitor each club’s adherence to the NFL Media Access Policy and increase PFWA membership by qualified media personnel. Each chapter’s executives will work with their local club’s public relations staff and will communicate with PFWA officers on issues relating to coverage, all in an effort to fulfill the PFWA’s mission statement to promote and fight for access to NFL personnel to best serve the public.

Several chapters give local “Good Guy” awards each year to players for qualities and style in helping pro football writers do their jobs.

Each local PFWA chapter holds elections for a president and vice president to serve two-year terms.

	CHAPTER PRESIDENT	CHAPTER VICE PRESIDENT
National NFL Writers	John Kryk, <i>Toronto Sun</i>	Sam Farmer, <i>Los Angeles Times</i>
AFC TEAM	CHAPTER PRESIDENT	CHAPTER VICE PRESIDENT
Baltimore	Jamison Hensley, ESPN.com	Luke Jones, WNST
Buffalo	Matt Fairburn, <i>The Athletic</i>	Jay Skurski, <i>Buffalo News</i>
Cincinnati	Paul Dehner Jr., <i>Cincinnati Enquirer</i>	
Cleveland	Mary Cay Cabot, <i>Cleveland Plain-Dealer</i>	Scott Petrak, <i>Elyria Chronicle-Telegram</i>
Denver	Arnie Stapleton, <i>Associated Press</i>	Mike Klis, 9News
Houston		Sarah Barshop, ESPN.com
Indianapolis	Stephen Holder, <i>The Athletic</i>	Mike Wells, ESPN.com
Jacksonville	Gene Frenette, <i>Jacksonville Times-Union</i>	Mike DiRocco, ESPN.com
Kansas City	Adam Teicher, ESPN.com	Matt Derrick, <i>Chiefs Digest</i>
Las Vegas	Paul Gutierrez, ESPN.com	
LA Chargers	Joe Reedy, <i>Associated Press</i> (interim)	Jeff Miller, <i>Los Angeles Times</i>
Miami	Hal Habib, <i>Palm Beach Post</i>	
New England	Doug Kyed, NESN.com	Chris Price, <i>Boston Sports Journal</i>
NY Jets	Rich Cimini, ESPN.com	Brian Costello, <i>New York Post</i>
Pittsburgh	Mark Kaboly, <i>The Athletic</i>	Ray Fittipaldo, <i>Pittsburgh Post-Gazette</i>
Tennessee	Teresa Walker, <i>Associated Press</i>	Paul Kuharsky, PaulKuharsky.com
NFC TEAM	CHAPTER PRESIDENT	CHAPTER VICE PRESIDENT
Arizona	Kent Somers, <i>Arizona Republic</i>	John Weinfuss, ESPN.com
Atlanta	D. Orlando Ledbetter, <i>Atlanta Journal-Constitution</i>	
Carolina	Joe Person, <i>The Athletic</i>	Alaina Getzenberg, <i>Charlotte Observer</i>
Chicago	Hub Arkush, <i>Pro Football Weekly</i>	Patrick Finley, <i>Chicago Sun-Times</i>
Dallas	Clarence Hill Jr., <i>Fort Worth Star-Telegram</i>	Adam Hoge, NBCS Chicago
Detroit	Dave Birkett, <i>Detroit Free Press</i>	Calvin Watkins, <i>Dallas Morning News</i>
Green Bay	Tom Silverstein, <i>Milwaukee Journal Sentinel</i>	Paula Pasche, LionsLowdown.com
LA Rams	Gary Klein, <i>Los Angeles Times</i>	Rob Demovsky, ESPN.com
Minnesota	Courtney Cronin, ESPN.com	Greg Beacham, <i>Associated Press</i>
New Orleans	Larry Holder, <i>The Athletic</i>	Chris Thomasson, <i>St. Paul Pioneer Press</i>
NY Giants	Tom Rock, <i>Newsday</i>	Luke Johnson, <i>New Orleans Times-Picayune/Advocate</i>
Philadelphia	Zack Berman, <i>Philadelphia Inquirer</i>	Art Stapleton, <i>Bergen Record</i>
San Francisco	Matt Maiocco, NBCS Bay Area	John McMullen, 973espn.com
Seattle	Bob Condotta, <i>Seattle Times</i>	Matt Barrows, <i>The Athletic</i>
Tampa Bay	Ira Kaufman, JoeBucsFan.com	Brady Henderson, ESPN.com
Washington	John Keim, ESPN.com	Greg Auman, <i>The Athletic</i>
		Craig Hoffman, 106.7 The Fan

(list as of June 30, 2021)

ON-FIELD AWARDS (1966-2020)

MOST VALUABLE PLAYER

1966 – QB Bart Starr, Green Bay Packers
1967-74 – no award
1975 – QB Fran Tarkenton, Minnesota Vikings
1976 – QB Bert Jones, Baltimore Colts
1977 – RB Walter Payton, Chicago Bears
1978 – RB Earl Campbell, Houston Oilers
1979 – RB Earl Campbell, Houston Oilers
1980 – QB Brian Sipe, Cleveland Browns
1981 – QB Ken Anderson, Cincinnati Bengals
1982 – QB Dan Fouts, San Diego Chargers
1983 – QB Joe Theismann, Washington Redskins
1984 – QB Dan Marino, Miami Dolphins
1985 – RB Marcus Allen, Los Angeles Raiders
1986 – LB Lawrence Taylor, New York Giants
1987 – WR Jerry Rice, San Francisco 49ers
1988 – QB Boomer Esiason, Cincinnati Bengals
1989 – QB Joe Montana, San Francisco 49ers
1990 – QB Randall Cunningham, Philadelphia Eagles
1991 – RB Thurman Thomas, Buffalo Bills
1992 – QB Steve Young, San Francisco 49ers
1993 – RB Emmitt Smith, Dallas Cowboys
1994 – QB Steve Young, San Francisco 49ers
1995 – QB Brett Favre, Green Bay Packers
1996 – QB Brett Favre, Green Bay Packers
1997 – RB Barry Sanders, Detroit Lions
1998 – RB Terrell Davis, Denver Broncos
1999 – QB Kurt Warner, St. Louis Rams
2000 – RB Marshall Faulk, St. Louis Rams
2001 – RB Marshall Faulk, St. Louis Rams
2002 – QB Rich Gannon, Oakland Raiders
2003 – RB Jamal Lewis, Baltimore Ravens
2004 – QB Peyton Manning, Indianapolis Colts
2005 – RB Shaun Alexander, Seattle Seahawks
2006 – RB LaDainian Tomlinson, San Diego Chargers
2007 – QB Tom Brady, New England Patriots
2008 – QB Peyton Manning, Indianapolis Colts
2009 – QB Peyton Manning, Indianapolis Colts
2010 – QB Tom Brady, New England Patriots
2011 – QB Aaron Rodgers, Green Bay Packers
2012 – RB Adrian Peterson, Minnesota Vikings
2013 – QB Peyton Manning, Denver Broncos
2014 – QB Aaron Rodgers, Green Bay Packers
2015 – QB Cam Newton, Carolina Panthers
2016 – QB Matt Ryan, Atlanta Falcons
2017 – QB Tom Brady, New England Patriots
2018 – QB Patrick Mahomes, Kansas City Chiefs
2019 – QB Lamar Jackson, Baltimore Ravens
2020 – QB Aaron Rodgers, Green Bay Packers

MOST MVP AWARDS BY PLAYER

4 - Peyton Manning
3 - Tom Brady, Aaron Rodgers
2 - Earl Campbell, Steve Young, Brett Favre, Marshall Faulk

MOST MVP AWARDS BY POSITION

31 - QB; 14 - RB; 1 - LB; 1 - WR

MOST MVP AWARDS BY FRANCHISE

6 - Green Bay
4 - San Francisco, Baltimore/Indianapolis Colts
3 - St. Louis/Los Angeles Rams, New England

OFFENSIVE PLAYER OF THE YEAR

1992 – QB Steve Young, San Francisco 49ers
1993 – RB Emmitt Smith, Dallas Cowboys
1994 – QB Steve Young, San Francisco 49ers
1995 – QB Brett Favre, Green Bay Packers
1996 – QB Brett Favre, Green Bay Packers
1997 – RB Barry Sanders, Detroit Lions
1998 – RB Barry Sanders, Detroit Lions
1999 – QB Kurt Warner, St. Louis Rams
2000 – RB Marshall Faulk, St. Louis Rams
2001 – RB Marshall Faulk, St. Louis Rams
2002 – QB Rich Gannon, Oakland Raiders
2003 – RB Jamal Lewis, Baltimore Ravens
2004 – QB Peyton Manning, Indianapolis Colts
2005 – RB Shaun Alexander, Seattle Seahawks
2006 – RB LaDainian Tomlinson, San Diego Chargers
2007 – QB Tom Brady, New England Patriots
2008 – QB Peyton Manning, Indianapolis Colts
2009 – QB Peyton Manning, Indianapolis Colts
2010 – QB Tom Brady, New England Patriots
2011 – QB Aaron Rodgers, Green Bay Packers
2012 – RB Adrian Peterson, Minnesota Vikings
2013 – QB Peyton Manning, Denver Broncos
2014 – RB DeMarco Murray, Dallas Cowboys
2015 – QB Cam Newton, Carolina Panthers
2016 – QB Matt Ryan, Atlanta Falcons
2017 – RB Todd Gurley, Los Angeles Rams
2018 – QB Patrick Mahomes, Kansas City Chiefs
2019 – QB Lamar Jackson, Baltimore Ravens
2020 – QB Aaron Rodgers, Green Bay Packers

DEFENSIVE PLAYER OF THE YEAR

1992 – DT Cortez Kennedy, Seattle Seahawks
1993 – DE Bruce Smith, Buffalo Bills
1994 – CB Deion Sanders, San Francisco 49ers
1995 – LB Bryce Paup, Buffalo Bills
1996 – DE Bruce Smith, Buffalo Bills
1997 – DT Dana Stubblefield, San Francisco 49ers
1998 – DE Reggie White, Green Bay Packers
1999 – DT Warren Sapp, Tampa Bay Buccaneers
2000 – LB Ray Lewis, Baltimore Ravens
2001 – DE Michael Strahan, New York Giants
2002 – LB Derrick Brooks, Tampa Bay Buccaneers
2003 – LB Ray Lewis, Baltimore Ravens
2004 – S Ed Reed, Baltimore Ravens
2005 – LB Brian Urlacher, Chicago Bears
2006 – DE Jason Taylor, Miami Dolphins
2007 – S Bob Sanders, Indianapolis Colts

2008 – LB James Harrison, Pittsburgh Steelers
2009 – CB Charles Woodson, Green Bay Packers
2010 – LB Clay Matthews, Green Bay Packers
2011 – LB Terrell Suggs, Baltimore Ravens
2012 – DE J.J. Watt, Houston Texans
2013 – DE Robert Quinn, St. Louis Rams
2014 – DE J.J. Watt, Houston Texans
2015 – DE J.J. Watt, Houston Texans
2016 – DE Khalil Mack, Oakland Raiders
2017 – DE Calais Campbell, Jacksonville Jaguars
2018 – DT Aaron Donald, Los Angeles Rams
2019 – CB Stephon Gilmore, New England Patriots
2020 – DT Aaron Donald, Los Angeles Rams

ROOKIE OF THE YEAR

1966 – MLB Tommy Nobis, Atlanta Falcons
1967-74 – no award
1975 – RB Mike Thomas, Washington Redskins
1976 – WR Sammy White, Minnesota Vikings
1977 – RB Tony Dorsett, Dallas Cowboys
1978 – RB Earl Campbell, Houston Oilers
1979 – RB Ottis Anderson, St. Louis Cardinals
1980 – RB Billy Sims, Detroit Lions
1981 – RB George Rogers, New Orleans Saints
1982 – RB Marcus Allen, Los Angeles Raiders
1983 – RB Eric Dickerson, Los Angeles Rams
1984 – WR/KR Louis Lipps, Pittsburgh Steelers
1985 – WR Eddie Brown, Cincinnati Bengals
1986 – RB Rueben Mayes, New Orleans Saints
1987 – ILB Shane Conlan, Buffalo Bills
1988 – RB John Stephens, New England Patriots
1989 – RB Barry Sanders, Detroit Lions
1990 – S Mark Carrier, Chicago Bears
1991 – OLB Mike Croel, Denver Broncos
1992-2012 – no award
2013 – RB Eddie Lacy, Green Bay Packers
2014 – WR Odell Beckham Jr., New York Giants
2015 – RB Todd Gurley, St. Louis Rams
2016 – RB Ezekiel Elliott, Dallas Cowboys
2017 – RB Kareem Hunt, Kansas City Chiefs
2018 – QB Baker Mayfield, Cleveland Browns
2019 – DE Nick Bosa, San Francisco 49ers
2020 – QB Justin Herbert, Los Angeles Chargers

OFFENSIVE ROOKIE OF THE YEAR

1992 – PK Jason Hanson, Detroit Lions
1993 – RB Jerome Bettis, Los Angeles Rams
1994 – RB Marshall Faulk, Indianapolis Colts
1995 – RB Curtis Martin, New England Patriots
1996 – RB Eddie George, Houston Oilers
1997 – RB Warrick Dunn, Tampa Bay Buccaneers
1998 – WR Randy Moss, Minnesota Vikings
1999 – RB Edgerrin James, Indianapolis Colts
2000 – RB Mike Anderson, Denver Broncos
2001 – RB Anthony Thomas, Chicago Bears

ON-FIELD AWARDS (1966-2020)

2002 – RB Clinton Portis, Denver Broncos
2003 – WR Anquan Boldin, Arizona Cardinals
2004 – QB Ben Roethlisberger, Pittsburgh Steelers
2005 – RB Cadillac Williams, Tampa Bay Buccaneers
2006 – QB Vince Young, Tennessee Titans
2007 – RB Adrian Peterson, Minnesota Vikings
2008 – QB Matt Ryan, Atlanta Falcons
2009 – WR Percy Harvin, Minnesota Vikings
2010 – QB Sam Bradford, St. Louis Rams
2011 – QB Cam Newton, Carolina Panthers
2012 – QB Robert Griffin III, Washington Redskins
2013 – WR Keenan Allen, San Diego Chargers
2014 – WR Odell Beckham Jr., New York Giants
2015 – RB Todd Gurley, St. Louis Rams
2016 – RB Ezekiel Elliott, Dallas Cowboys
2017 – RB Kareem Hunt, Kansas City Chiefs & RB Alvin Kamara, New Orleans Saints
2018 – RB Saquon Barkley, New York Giants
2019 – RB Josh Jacobs, Oakland Raiders
2020 – QB Justin Herbert, Los Angeles Chargers

DEFENSIVE ROOKIE OF THE YEAR

1992 – CB/PR Dale Carter, Kansas City Chiefs
1993 – DT Dana Stubblefield, San Francisco 49ers
1994 – DT Tim Bowens, Miami Dolphins
1995 – DE Hugh Douglas, New York Jets
1996 – DE Simeon Rice, Arizona Cardinals
1997 – LB Peter Boulware, Baltimore Ravens
1998 – CB Charles Woodson, Oakland Raiders
1999 – DE Jevon Kearse, Tennessee Titans
2000 – LB Brian Urlacher, Chicago Bears
2001 – LB Kendall Bell, Pittsburgh Steelers
2002 – DE Julius Peppers, Carolina Panthers
2003 – LB Terrell Suggs, Baltimore Ravens
2004 – CB Dunta Robinson, Houston Texans
2005 – LB Shawne Merriman, San Diego Chargers
2006 – LB DeMeco Ryans, Houston Texans
2007 – LB Patrick Willis, San Francisco 49ers
2008 – LB Jerod Mayo, New England Patriots
2009 – LB Brian Cushing, Houston Texans
2010 – DT Ndamukong Suh, Detroit Lions
2011 – OLB Aldon Smith, San Francisco 49ers
2012 – LB Luke Kuechly, Carolina Panthers
2013 – LB Kiko Alonso, Buffalo Bills
2014 – DT Aaron Donald, St. Louis Rams
2015 – CB Marcus Peters, Kansas City Chiefs
2016 – DE Joey Bosa, San Diego Chargers
2017 – CB Marshon Lattimore, New Orleans Saints
2018 – LB Darius Leonard, Indianapolis Colts
2019 – DE Nick Bosa, San Francisco 49ers
2020 – DE Chase Young, Washington Football Team

COMEBACK PLAYER OF THE YEAR

1992 – QB Randall Cunningham, Philadelphia Eagles
1993 – RB Marcus Allen, Kansas City Chiefs

1994 – QB Dan Marino, Miami Dolphins
1995 – QB Jim Harbaugh, Indianapolis Colts
1996 – RB Jerome Bettis, Pittsburgh Steelers
1997 – WR Robert Brooks, Green Bay Packers
1998 – QB Doug Flutie, Buffalo Bills
1999 – DT Bryant Young, San Francisco 49ers
2000 – DE Joe Johnson, New Orleans Saints
2001 – RB Garrison Hearst, San Francisco 49ers
2002 – QB Tommy Maddox, Pittsburgh Steelers
2003 – QB Jon Kitna, Cincinnati Bengals
2004 – RB Willis McGahee, Buffalo Bills
2005 – WR Steve Smith, Carolina Panthers
2006 – QB Chad Pennington, New York Jets
2007 – WR Randy Moss, New England Patriots
2008 – QB Chad Pennington, Miami Dolphins
2009 – QB Tom Brady, New England Patriots
2010 – QB Michael Vick, Philadelphia Eagles
2011 – QB Matthew Stafford, Detroit Lions
2012 – RB Adrian Peterson, Minnesota Vikings
2013 – QB Philip Rivers, San Diego Chargers
2014 – TE Rob Gronkowski, New England Patriots
2015 – S Eric Berry, Kansas City Chiefs
2016 – WR Jordy Nelson, Green Bay Packers
2017 – WR Keenan Allen, Los Angeles Chargers
2018 – QB Andrew Luck, Indianapolis Colts
2019 – QB Ryan Tannehill, Tennessee Titans
2020 – QB Alex Smith, Washington Football Team

MOST IMPROVED PLAYER OF THE YEAR

2000 – QB Jeff Garcia, San Francisco 49ers
2001 – QB Kordell Stewart, Pittsburgh Steelers
2002 – QB Chad Pennington, New York Jets
2003 – QB Jon Kitna, Cincinnati Bengals
2004 – QB Drew Brees, San Diego Chargers
2005 – DE Osi Umenyiora, New York Giants
2006 – RB Frank Gore, San Francisco 49ers
2007 – QB Derek Anderson, Cleveland Browns
2008 – RB DeAngelo Williams, Carolina Panthers
2009 – WR Miles Austin, Dallas Cowboys
2010 – RB Arian Foster, Houston Texans
2011 – WR Victor Cruz, New York Giants
2012 – WR Dez Bryant, Dallas Cowboys
2013 – WR Alshon Jeffery, Chicago Bears
2014 – RB Le'Veon Bell, Pittsburgh Steelers
2015 – QB Kirk Cousins, Washington Redskins & CB Josh Norman, Carolina Panthers
2016 – LB Vic Beasley, Atlanta Falcons
2017 – QB Jared Goff, Los Angeles Rams
2018 – TE George Kittle, San Francisco 49ers
2019 – QB Ryan Tannehill, Tennessee Titans
2020 – QB Josh Allen, Buffalo Bills

COACH OF THE YEAR

1966 – Tom Landry, Dallas Cowboys
1967 AFL – John Rauch, Oakland Raiders

1967 NFL – Vince Lombardi, Green Bay Packers
1968 AFL – Weeb Ewbank, New York Jets
1968 NFL – Don Shula, Baltimore Colts
1969 AFL – John Madden, Oakland Raiders
1969 NFL – Bud Grant, Minnesota Vikings
1970 AFC – Paul Brown, Cincinnati Bengals
1970 NFC – Dick Nolan, San Francisco 49ers
1971 AFC – Don Shula, Miami Dolphins
1971 NFC – George Allen, Washington Redskins
1972 AFC – Don Shula, Miami Dolphins
1972 NFC – Dan Devine, Green Bay Packers
1973 AFC – John Ralston, Denver Broncos
1973 NFC – Chuck Knox, Los Angeles Rams
1974 AFC – Sid Gilman, Houston Oilers
1974 NFC – Don Coryell, St. Louis Cardinals
1975 AFC – Ted Marchibroda, Baltimore Colts
1975 NFC – Tom Landry, Dallas Cowboys
1976 AFC – Chuck Fairbanks, New England Patriots
1976 NFC – Jack Pardee, Chicago Bears
1977 – Red Miller, Denver Broncos
1978 AFC – Walt Michaels, New York Jets
1978 NFC – Dick Vermeil, Philadelphia Eagles
1979 AFC – Don Coryell, San Diego Chargers
1979 NFC – Dick Vermeil, Philadelphia Eagles
1980 AFC – Chuck Knox, Buffalo Bills
1980 NFC – Leeman Bennett, Atlanta Falcons
1981 AFC – Forrest Gregg, Cincinnati Bengals
1981 NFC – Bill Walsh, San Francisco 49ers
1982 AFC – Tom Flores, Los Angeles Raiders
1982 NFC – Joe Gibbs, Washington Redskins
1983 AFC – Chuck Noll, Pittsburgh Steelers
1983 NFC – Joe Gibbs, Washington Redskins
1984 AFC – Chuck Knox, Seattle Seahawks
1984 NFC – Bill Walsh, San Francisco 49ers
1985 AFC – Raymond Berry, New England Patriots
1985 NFC – Mike Ditka, Chicago Bears
1986 AFC – Marty Schottenheimer, Cleveland Browns
1986 NFC – Bill Parcells, New York Giants
1987 AFC – Ron Meyer, New England Patriots
1987 NFC – Jim Mora, New Orleans Saints
1988 AFC – Sam Wyche, Cincinnati Bengals
1988 NFC – Mike Ditka, Chicago Bears
1989 AFC – Chuck Noll, Pittsburgh Steelers
1989 NFC – Lindy Infante, Green Bay Packers
1990 – Art Shell, Los Angeles Raiders
1991 – Wayne Fontes, Detroit Lions
1992 – Bobby Ross, San Diego Chargers
1993 – Dan Reeves, New York Giants
1994 – Bill Parcells, New England Patriots
1995 – Dom Capers, Carolina Panthers
1996 – Dom Capers, Carolina Panthers
1997 – Jim Fassel, New York Giants
1998 – Dan Reeves, Atlanta Falcons
1999 – Dick Vermeil, St. Louis Rams
2000 – Jim Haslett, New Orleans Saints
2001 – Dick Jauron, Chicago Bears
2002 – Andy Reid, Philadelphia Eagles
2003 – Bill Belichick, New England Patriots

ON-FIELD AWARDS (1966-2020)

2004 – Marty Schottenheimer, San Diego Chargers
 2005 – Lovie Smith, Chicago Bears
 2006 – Sean Payton, New Orleans Saints
 2007 – Bill Belichick, New England Patriots
 2008 – Tony Sparano, Miami Dolphins
 2009 – Marvin Lewis, Cincinnati Bengals
 2010 – Bill Belichick, New England Patriots
 2011 – Jim Harbaugh, San Francisco 49ers
 2012 – Bruce Arians, Indianapolis Colts
 2013 – Ron Rivera, Carolina Panthers
 2014 – Bruce Arians, Arizona Cardinals
 2015 – Ron Rivera, Carolina Panthers
 2016 – Jason Garrett, Dallas Cowboys
 2017 – Sean McVay, Los Angeles Rams
 2018 – Matt Nagy, Chicago Bears
 2019 – John Harbaugh, Baltimore Ravens
 2020 – Kevin Stefanski, Cleveland Browns

2000 – Randy Mueller, New Orleans Saints
 2001 – Charley Arney, St. Louis Rams
 2002 – Al Davis, Oakland Raiders
 2003 – Scott Pioli, New England Patriots
 2004 – A.J. Smith, San Diego Chargers
 2005 – Bill Polian, Indianapolis Colts
 2006 – Mickey Loomis, New Orleans Saints
 2007 – Scott Pioli, New England Patriots
 2008 – Bill Parcells, Miami Dolphins
 2009 – Bill Polian, Indianapolis Colts
 2010 – Scott Pioli, Kansas City Chiefs
 2011 – Trent Baalke, San Francisco 49ers
 2012 – Ryan Grigson, Indianapolis Colts
 2013 – John Dorsey, Kansas City Chiefs
 2014 – Jerry Jones, Dallas Cowboys
 2015 – Mike Maccagnan, New York Jets
 2016 – Reggie McKenzie, Oakland Raiders
 2017 – Howie Roseman, Philadelphia Eagles
 2018 – Chris Ballard, Indianapolis Colts
 2019 – John Lynch, San Francisco 49ers
 2020 – Brandon Beane, Buffalo Bills

1996 – Dave Campo, Dallas Cowboys
 1997 – John Fox, New York Giants
 1998 – Brian Billick, Minnesota Vikings
 1999 – Dom Capers, Jacksonville Jaguars
 2000 – Marvin Lewis, Baltimore Ravens
 2001 – Mike Mularkey, Pittsburgh Steelers
 2002 – Monte Kiffin, Tampa Bay Buccaneers
 2003 – Romeo Crennel, New England Patriots
 2004 – Dick LeBeau, Pittsburgh Steelers
 2005 – Ron Rivera, Chicago Bears
 2006 – Rex Ryan, Baltimore Ravens
 2007 – Jason Garrett, Dallas Cowboys
 2008 – Dick LeBeau, Pittsburgh Steelers
 2009 – Mike Zimmer, Cincinnati Bengals
 2010 – Marty Mornhinweg, Philadelphia Eagles
 2011 – Wade Phillips, Houston Texans
 2012 – Bruce Arians, Indianapolis Colts
 2013 – Ken Whisenhunt, San Diego Chargers
 2014 – Todd Bowles, Arizona Cardinals
 2015 – Hue Jackson, Cincinnati Bengals & Wade Phillips, Denver Broncos
 2016 – Kyle Shanahan, Atlanta Falcons
 2017 – Pat Shurmur, Minnesota Vikings
 2018 – Vic Fangio, Chicago Bears
 2019 – Greg Roman, Baltimore Ravens
 2020 – Brian Daboll, Buffalo Bills

EXECUTIVE OF THE YEAR

1993 – George Young, New York Giants
 1994 – Carmen Policy, San Francisco 49ers
 1995 – Bill Polian, Carolina Panthers
 1996 – Bill Polian, Carolina Panthers
 1997 – George Young, New York Giants
 1998 – Front Office, Minnesota Vikings
 1999 – Bill Polian, Indianapolis Colts

ASSISTANT COACH OF THE YEAR

1993 – Ray Rhodes, Green Bay Packers
 1994 – Dom Capers, Pittsburgh Steelers
 1995 – Pete Carroll, San Francisco 49ers

2020 PFWA ON-FIELD AWARD WINNERS



QB Aaron Rodgers
Green Bay Packers
NFL MVP



RB Derrick Henry
Tennessee Titans
Offensive Player of the Year



DT Aaron Donald
Los Angeles Rams
Defensive Player of the Year



QB Justin Herbert
Los Angeles Chargers
Rookie of the Year & Offensive Rookie of the Year



DE Chase Young
Washington Football Team
Defensive Rookie of the Year



QB Alex Smith
Washington Football Team
Comeback Player of the Year



QB Josh Allen
Buffalo Bills
Most Improved Player of the Year



Kevin Stefanski
Cleveland Browns
Coach of the Year



Brandon Beane
Buffalo Bills
Executive of the Year



Brian Daboll
Buffalo Bills
Assistant Coach of the Year

OFF-FIELD AWARDS (1969-2021)

GOOD GUY AWARD

The PFWA's Good Guy Award is given to a NFL player for his qualities and professional style in helping pro football writers do their jobs. The award was first given by the PFWA in 2005.

NOTE: Year indicates when award was presented for the previous season

2005 – Jerome Bettis, Pittsburgh Steelers
2006 – Tiki Barber, New York Giants
2007 – LaDainian Tomlinson, San Diego Chargers
2008 – Brett Favre, Green Bay Packers
2009 – Kurt Warner, Arizona Cardinals
2010 – Drew Brees, New Orleans Saints
2011 – Aaron Rodgers, Green Bay Packers
2012 – Tim Tebow, Denver Broncos
2013 – Tony Gonzalez, Atlanta Falcons
2014 – Russell Wilson, Seattle Seahawks
2015 – Richard Sherman, Seattle Seahawks
2016 – Thomas Davis, Carolina Panthers
2017 – Larry Fitzgerald, Arizona Cardinals
2018 – Chris Long, Philadelphia Eagles
2019 – Chris Long, Philadelphia Eagles
2020 – Eli Manning, New York Giants
2021 – Philip Rivers, Indianapolis Colts

GEORGE HALAS AWARD



The PFWA's George Halas Award is given to a NFL player, coach or staff member who overcomes the most adversity to succeed.

The award is named for Halas, a charter member (1963) of the Pro Football Hall of Fame, who was associated with the Chicago Bears and NFL from their inception in 1920 until his death in 1983 as an owner, manager, player and promoter.

Halas represented the Bears, then known as the Decatur Staleys, at the Sept. 17, 1920 organizational meeting of the American Football Association in Canton, Ohio. One year later, the AFA became known as the National Football League.

Halas' teams won six NFL titles in his 40 seasons as the Bears' coach. His 318 regular-season wins and 324 total victories were long-standing NFL records until broken by Don Shula in 1993.

NOTE: Year indicates when award was presented for the previous season

1969 – Joe Namath, New York Jets
1970 – Gale Sayers, Chicago Bears
1971 – Tom Dempsey, New Orleans Saints
1972 – Jimmy Johnson, San Francisco 49ers
1973 – Mike Tilleman, Atlanta Falcons
1974 – Dick Butkus, Chicago Bears
1975 – Rocky Bleier, Pittsburgh Steelers
1976 – Billy Kilmer, Washington Redskins
1977 – Tom DeLeone, Cleveland Browns
1978 – Pat Fischer, Washington Redskins

1979 – Bert Jones, Baltimore Colts
1980 – Roger Staubach, Dallas Cowboys
1981 – Rolf Benirschke, San Diego Chargers
1982 – Joe Klecko, New York Jets
1983 – Eddie Lee Ivery, Green Bay Packers
1984 – Ted Hendricks, Los Angeles Raiders
1985 – John Stallworth, Pittsburgh Steelers
1986 – Gary Jeter, Los Angeles Rams
1987 – William Andrews, Atlanta Falcons
1988 – Joe Montana, San Francisco 49ers
1989 – Karl Nelson, New York Giants
1990 – Tim Krumrie, Cincinnati Bengals
1991 – Dan Hampton, Chicago Bears
1992 – Mike Utey, Detroit Lions
1993 – Mark Bavaro, Cleveland Browns
1994 – Joe Montana, San Francisco 49ers
1995 – Dan Marino, Miami Dolphins
1996 – Larry Brown, Dallas Cowboys
1997 – Jim Harbaugh, Indianapolis Colts
1998 – Mark Schlereth, Denver Broncos
1999 – Dan Reeves, Atlanta Falcons
2000 – Bryant Young, San Francisco 49ers
2001 – Kerry Collins, New York Giants
2002 – Garrison Hearst, San Francisco 49ers
2003 – Robert Edwards, Miami Dolphins
2004 – Sam Mills, Carolina Panthers
2005 – Mark Fields, Carolina Panthers
2006 – Tony Dungy, Indianapolis Colts
2007 – Drew Brees, New Orleans Saints
2008 – Kevin Everett, Buffalo Bills
2009 – Matt Bryant, Tampa Bay Buccaneers
2010 – Mike Zimmer, Cincinnati Bengals
2011 – Mike Heimerdinger, Tennessee Titans
2012 – Robert Kraft, New England Patriots
2013 – Chuck Pagano, Indianapolis Colts
2014 – O.J. Brigrance, Baltimore Ravens
2015 – Steve Gleason, New Orleans Saints
2016 – Eric Berry, Kansas City Chiefs
2017 – David Quessenberry, Houston Texans
2018 – Marquise Goodwin, San Francisco 49ers
2019 – Ryan Shazier, Pittsburgh Steelers
2020 – Travis Frederick, Dallas Cowboys
2021 – Alex Smith, Washington Football Team

JACK HORRIGAN AWARD



The PFWA's Jack Horrigan Award is given to the league or club official for his or her qualities and professional style in helping the pro football writers do their job.

Horrigan served in the Navy in World War II, and after the war, he was a sportswriter for United Press International and the *Buffalo Evening News*, publicity director for the AHL's Buffalo Bisons, public relations director for the American Football League (1963-66) and vice president of public relations for the Buffalo Bills (1966-73).

OFF-FIELD AWARDS (1969-2021)

Horrigan was the co-author of "The Other League: The Fabulous Story of the American Football League".

NOTE: Year indicates when award was presented for the previous season

1973 – John Breen, Houston Oilers
1974 – O.J. Simpson, Buffalo Bills
1975 – Art Rooney, Pittsburgh Steelers
1976 – Floyd Little, Denver Broncos
1977 – Jerry Wynn, San Diego Chargers
1978 – Bob Peck, Denver Broncos
1979 – John Madden, Oakland Raiders
1980 – Bum Phillips, Houston Oilers
1981 – Bob Sprenger, Kansas City Chiefs
1982 – Joe Gordon, Pittsburgh Steelers
1983 – Archie Manning, New Orleans Saints/Houston Oilers
1984 – Art Rooney, Pittsburgh Steelers
1985 – Joe Browne, NFL
1986 – Dick Steinberg, New England Patriots
1987 – Charlie Dayton, Atlanta Falcons
1988 – Art Modell, Cleveland Browns
1989 – Tom Landry, Dallas Cowboys
1990 – George Young, New York Giants
1991 – Jim Finks, New Orleans Saints
1992 – John Robinson, Los Angeles Rams
1993 – Warren Moon, Houston Oilers
1994 – Don Shula, Miami Dolphins
1995 – Leslie Hammond, NFL
1996 – Ron Wolf, Green Bay Packers
1997 – Don Smith, Pro Football Hall of Fame
1998 – Tony Dungy, Tampa Bay Buccaneers
1999 – Greg Aiello, NFL
2000 – Ernie Accorsi, New York Giants
2001 – Jeff Fisher, Tennessee Titans
2002 – Charley Casserly, Houston Texans
2003 – Herman Edwards, New York Jets
2004 – Ozzie Newsome, Baltimore Ravens
2005 – Rich McKay, Atlanta Falcons
2006 – Floyd Reese, Tennessee Titans
2007 – Steve Alic, NFL
2008 – Mike Holmgren, Seattle Seahawks
2009 – Dan Rooney, Pittsburgh Steelers
2010 – Gil Brandt, NFL.com
2011 – Rex Ryan, New York Jets
2012 – Thomas Dimitroff, Atlanta Falcons
2013 – Mike Signora, NFL
2014 – Pete Carroll, Seattle Seahawks
2015 – Bruce Arians, Arizona Cardinals
2016 – John Elway, Denver Broncos
2017 – Mike Mayock, NFL Network
2018 – Randall Liu, NFL
2019 – Joe Horrigan, Pro Football Hall of Fame
2020 – Chris Ballard, Indianapolis Colts
2021 – Brandon Beane, Buffalo Bills

BILL NUNN JR. AWARD



The PFWA's Bill Nunn Jr. Award is given to a reporter who has made a long and distinguished contribution to pro football through coverage.

The award is named for Nunn, who prior to his Hall of Fame scouting career with the Pittsburgh Steelers, worked for 22 years at the *Pittsburgh Courier*, one of the most influential Black publications in the United States as a sports writer, and later, sports editor and managing editor.

Nunn, who started with the *Courier* as a sports writer in 1948, regularly covered HBCU events and athletes. He compiled the definitive Black College All-America team for the *Courier* starting in 1950. In 1952, he became the sports editor, and he was the paper's managing editor when the Steelers hired him as a part-time scout in 1966. Nunn became the Steelers' assistant director of player personnel in 1970, and he stayed with the organization as a scout and personnel executive until his death in 2014. He helped build the Steelers' dynasty of the 1970s, and the organization won six Super Bowls during his tenure. He also continued to write his "Change of Pace" column for the *Courier* well into the 1970s.

Nunn was an inaugural inductee into the Black College Football Hall of Fame in 2011, and he was inducted into the Pro Football Hall of Fame as a contributor in 2021.

The Nunn Award is presented yearly during the Pro Football Hall of Fame Enshrinement Festival weekend in Canton, Ohio.

1969 – George Strickler, *Chicago Tribune*
1970 – Arthur Daley, *New York Times*
1971 – Joe King, *New York World Telegram & Sun*
1972 – Lewis "Tony" Atchison, *Washington Star*
1973 – Dave Brady, *Washington Post*
1974 – Bob Oates, *Los Angeles Times*
1975 – John Steadman, *Baltimore News-American*
1976 – Jack Hand, *Associated Press*
1977 – Art Daley, *Green Bay Press-Gazette*
1978 – Murray Olderman, Newspaper Enterprise Association
1979 – Pat Livingston, *Pittsburgh Press*
1980 – Chuck Heaton, *Cleveland Plain Dealer*
1981 – Norm Miller, *New York Daily News*
1982 – Cameron Snyder, *Baltimore Sun*
1983 – Hugh Brown, *Philadelphia Bulletin*
1984 – Larry Felser, *Buffalo News*
1985 – Cooper Rollow, *Chicago Tribune*
1986 – William Wallace, *New York Times*
1987 – Jerry Magee, *San Diego Union*
1988 – Gordon Forbes, *USA Today*
1989 – Vito Stellino, *Baltimore Sun*
1990 – Will McDonough, *Boston Globe*
1991 – Dick Connor, *Denver Post*
1992 – Frank Luksa, *Dallas Morning News*
1993 – Ira Miller, *San Francisco Chronicle*
1994 – Don Pierson, *Chicago Tribune*

OFF-FIELD AWARDS (1969-2021)

- 1995 – Ray Didinger, *Philadelphia Daily News*
- 1996 – Paul Zimmerman, *Sports Illustrated*
- 1997 – Bob Roesler, *New Orleans Times-Picayune*
- 1998 – Dave Anderson, *New York Times*
- 1999 – Art Spander, *Oakland Tribune*
- 2000 – Tom McEwen, *Tampa Tribune*
- 2001 – Len Shapiro, *Washington Post*
- 2002 – Edwin Pope, *Miami Herald*
- 2003 – Joel Buchsbaum, *Pro Football Weekly*
- 2004 – Rick Gosselin, *Dallas Morning News*
- 2005 – Jerry Green, *Detroit News*
- 2006 – John McClain, *Houston Chronicle*
- 2007 – John Clayton, ESPN.com
- 2008 – Len Pasquarelli, ESPN.com
- 2009 – Peter King, *Sports Illustrated*
- 2010 – Peter Finney, *New Orleans Times-Picayune*
- 2011 – Bob McGinn, *Milwaukee Journal-Sentinel*
- 2012 – Tom Kowalski, MLive.com
- 2013 – Dan Pompei, *Chicago Tribune*
- 2014 – Ed Bouchette, *Pittsburgh Post-Gazette*
- 2015 – Dave Goldberg, Associated Press
- 2016 – Chris Mortensen, ESPN.com
- 2017 – Ed Werder, ESPN
- 2018 – Charean Williams, Pro Football Talk
- 2019 – Sam Farmer, *Los Angeles Times*
- 2020 – Don Banks, SI.com
- 2021 – Bob Glauber, *Newsday*

NOTE: The Bill Nunn Award was previously known as the Dick McCann Award (1969-2020).

TEREZ A. PAYLOR EMERGING WRITER AWARD



The PFWA's Terez A. Paylor Emerging Writer Award recognizes a rising star in pro football writing, who exemplifies the qualities of Paylor, the former Yahoo! Sports and *Kansas City Star* football writer, who died in February 2021 at the age of 37.

Paylor joined the *Kansas City Star* after graduating from Howard University in 2006, and he took over the *Kansas City Chiefs* beat in 2013. He joined Yahoo! Sports in 2018 as a senior writer to cover the league on a national level. He was one of 48 members of the Pro Football Hall of Fame's Selection Committee, and he was a member of the PFWA and National Association of Black Journalists.

Paylor epitomized what it meant to be a football writer: He loved the game and the grind, he built and maintained countless relationships across the NFL and he was a tremendous friend and mentor to so many of his fellow reporters. His love for football shined through both in his reporting, preparation and writing. He was ambitious, relentless and carried himself with the utmost character. He stood on his convictions and remained undaunted by challenges, and he carried himself with the perfect blend of humility and confidence.

2021 – Jourdan Rodrigue (The Athletic)

PETE ROZELLE AWARD



The PFWA's Pete Rozelle Award is given to the NFL club public relations staff that consistently strives for excellence in its dealings and relationships with the media.

Rozelle, NFL commissioner from 1960-89, started his distinguished career in sports PR roles as a student at both Compton (Calif.) Junior College and the University of San Francisco.

After two more years as USF's assistant athletic director after graduation, he broke into the NFL as the PR director of the Los Angeles Rams from 1952-55.


Rozelle used his PR principles as commissioner to build relationships with the media during a period of unprecedented growth and challenge for the league.

NOTE: Year indicates when award was presented for the previous season

- 1990 – Denver Broncos
- 1991 – Pittsburgh Steelers
- 1992 – Seattle Seahawks
- 1993 – Miami Dolphins
- 1994 – Houston Oilers
- 1995 – New York Giants
- 1996 – Indianapolis Colts
- 1997 – St. Louis Rams
- 1998 – Tampa Bay Buccaneers
- 1999 – Miami Dolphins
- 2000 – Tennessee Titans
- 2001 – New York Giants
- 2002 – Philadelphia Eagles
- 2003 – Tampa Bay Buccaneers
- 2004 – Houston Texans
- 2005 – Philadelphia Eagles
- 2006 – Cincinnati Bengals
- 2007 – Houston Texans
- 2008 – Seattle Seahawks
- 2009 – Arizona Cardinals
- 2010 – Houston Texans
- 2011 – Baltimore Ravens
- 2012 – Houston Texans
- 2013 – Baltimore Ravens
- 2014 – Denver Broncos
- 2015 – Pittsburgh Steelers
- 2016 – Denver Broncos
- 2017 – Baltimore Ravens & Houston Texans
- 2018 – Minnesota Vikings
- 2019 – Los Angeles Rams
- 2020 – Indianapolis Colts
- 2021 – Tampa Bay Buccaneers

OFF-FIELD AWARDS (1969-2021)

PAUL "DR. Z" ZIMMERMAN AWARD



The PFWA's Paul "Dr. Z" Zimmerman Award given for lifetime achievement as an assistant coach in the NFL. The award is named for Zimmerman, who covered the NFL for 29 years as *Sports Illustrated* lead pro football writer.

Zimmerman's writing career was cut short by a series of strokes in November 2008 that left him unable to speak, read and write. But his impact on the writing and football industries was profound. He's widely considered one of the best football writers of all time, and his 1970 "A Thinking Man's Guide to Pro Football" and revised 1984 "The New Thinking Man's Guide to Pro Football" are textbooks to this day for young football writers trying to learn the game and trying to learn to write about the game.

As a 15-year-old, Zimmerman sparred with Ernest Hemingway in a Manhattan gym. He broke his nose four times as an offensive lineman in high school (Horace Mann High in the Bronx, N.Y.), at two colleges (Stanford and Columbia) and for his Army team (the Western Area Command Rhinos, in Germany). He also played semi-professionally in New Jersey for the Paterson Pioneers and the Morristown Colonials.

Before joining SI in 1979, Zimmerman worked for the *Sacramento Bee*, *New York Journal-American* and the *New York World-Telegram & Sun*, and he spent 13 years at the *New York Post*, where he covered pro football and three Olympic Games. He was one of the few journalists to get close to the Israeli compound during the 1972 hostage-taking in Munich; he bucked two lines of security guards and took a rifle butt to the head.

He served as the 10th president of the Pro Football Writers of America during the 1982 season. He received the PFWA's highest honor, the Dick McCann Award, in 1996 for a long and distinguished contribution to pro football through coverage.

Zimmerman was still writing multiple columns a week for the magazine and its website, SI.com, until he suffered his strokes.

- 2014 – Jim Johnson, Howard Mudd, Fritz Shurmur & Ernie Zampese
- 2015 – Dick LeBeau, Tom Moore and Dante Scarnecchia
- 2016 – Monte Kiffin and Wade Phillips
- 2017 – Bud Carson
- 2018 – Joe Bugel and Emmitt Thomas
- 2019 – Gunther Cunningham and Mike Westhoff
- 2020 – Bill Arnsparger and Romeo Crennel
- 2021 – Rod Marinelli and Bobby Turner

2021 PFWA OFF-FIELD AWARD WINNERS



QB Philip Rivers
Indianapolis Colts
Good Guy Award



QB Alex Smith
Washington Football Team
George Halas Award



Brandon Beane
Buffalo Bills
Jack Horrigan Award



Bob Glauber
Newsday
Bill Nunn Jr. Award



Jourdan Rodrigue
The Athletic
Terez A. Paylor Award



Tampa Bay Buccaneers
Pete Rozelle Award



Rod Marinelli
Las Vegas Raiders
Dr. Z Award



Bobby Turner
San Francisco 49ers
Dr. Z Award

ALL-NFL TEAMS (1966-1971)

1966 NFL

Offense			Defense		
QB	Bart Starr	GB	DE	Willie Davis	GB
FB	Leroy Kelly	CLE	DE	David Jones	LA
RB	Gale Sayers	CHI	DT	Merlin Olsen	LA
SE	Bob Hayes	DAL	DT	Bob Lilly	DAL
FL	Pat Studstill	DET	OLB	Chuck Howley	DAL
TE	John Mackey	BAL	OLB	Wayne Walker	DET
C	Mick Tingelhoff	MIN	MLB	Ray Nitschke	GB
G	Jerry Kramer	GB	CB	Herb Adderley	GB
G	John Wooten	CLE	CB	Bobby Boyd	BAL
T	Bob Brown	PHI	S	Larry Wilson	STL
T	Forrest Gregg	GB	S	Willie Wood	GB

1967 - No selections

1968 AFL/NFL First Team

Offense			Defense		
QB	Joe Namath	NYJ	DE	Carl Eller	MIN
RB	Leroy Kelly	CLE	DE	David Jones	LA
RB	Gale Sayers	CHI	DT	Merlin Olsen	LA
FL	Lance Alworth	SD	DT	Bob Lilly	DAL
SE	Clifton McNeil	SF	OLB	Mike Curtis	BAL
TE	John Mackey	BAL	OLB	George Webster	HOU
C	Mick Tingelhoff	MIN	MLB	Dick Butkus	CHI
G	Gene Hickerson	CLE	CB	Lem Barney	DET
G	Howard Mudd	SF	CB	Bobby Boyd	BAL
T	Ralph Neely	DAL	S	Rick Volk	BAL
T	Bob Vogel	BAL	S	Larry Wilson	STL
Special Teams					
PK	Jim Turner	NYJ	P	Billy Lothridge	ATL

1968 AFL/NFL Second Team

Offense			Defense		
QB	Earl Morrall	BAL	DE	Gerry Philbin	NYJ
RB	Bill Brown	MIN	DE	Bubba Smith	BAL
RB	Paul Robinson	CIN	DT	Buck Buchanan	KC
FL	Willie Richardson	BAL	DT	Fred Miller	BAL
SE	George Sauer	NYJ	OLB	Chuck Howley	DAL
TE	Billy Cannon	OAK	OLB	Dave Robinson	GB
C	Jim Otto	OAK	MLB	Tommy Nobis	ATL
G	Pete Case	NYG	CB	Willie Brown	OAK
G	Gene Upshaw	OAK	CB	Cornell Green	DAL
T	Bob Brown	PHI	S	Jerry Logan	BAL
T	Ron Mix	SD	S	Eddie Meador	LA
Special Teams					
PK	Jan Stenerud	KC	P	Jerrel Wilson	KC

1969 AFL/NFL First Team

Offense			Defense		
QB	Daryle Lamonica	OAK	DE	Carl Eller	MIN
RB	Calvin Hill (r)	DAL	DE	David Jones	LA
RB	Gale Sayers	CHI	DT	Merlin Olsen	LA
WR	Lance Alworth	SD	DT	Bob Lilly	DAL
WR	Fred Biletnikoff	OAK	OLB	Bobby Bell	KC
TE	Jerry Smith	WAS	OLB	George Webster	HOU
C	Mick Tingelhoff	MIN	MLB	Dick Butkus	CHI
G	Gene Hickerson	CLE	CB	Lem Barney	DET
G	Gene Upshaw	OAK	CB	Willie Brown	OAK
T	Bob Brown	LA	S	Dave Grayson	OAK
T	Jim Tyrer	KC	S	Larry Wilson	STL
Special Teams					
PK	Jim Turner	NYJ	P	David Lee	BAL

1969 AFL/NFL Second Team

Offense			Defense		
QB	Roman Gabriel	LA	DE	Rich Jackson	DEN
RB	Leroy Kelly	CLE	DE	Gerry Philbin	NYJ
RB	Floyd Little	DEN	DT	John Elliott	NYJ
WR	Gary Collins	CLE	DT	Alan Page	MIN
WR	Paul Warfield	CLE	OLB	Chuck Howley	DAL
TE	Bob Trumpy	CIN	OLB	Dave Robinson	GB
C	Jim Otto	OAK	MLB	Ray Nitschke	GB
G	Ed Budde	KC	CB	Herb Adderley	GB
G	Tom Mack	LA	CB	Jim Johnson	SF
T	Grady Alderman	MIN	S	Eddie Meador	LA
T	Ralph Neely	DAL	S	Mel Renfro	DAL
Special Teams					
PK	Jan Stenerud	KC	P	Ron Widby	DAL

1970 First Team

Offense			Defense		
QB	John Brodie	SF	DE	Carl Eller	MIN
RB	Larry Brown	WAS	DE	Rich Jackson	DEN
RB	Ron Johnson	NYG	DT	Merlin Olsen	LA
WR	Dick Gordon	CHI	DT	Alan Page	MIN
WR	Gene Washington	SF	OLB	Bobby Bell	KC
TE	Charlie Sanders	DET	OLB	Chuck Howley	DAL
C	Mick Tingelhoff	MIN	MLB	Dick Butkus	CHI
G	Gene Hickerson	CLE	CB	Willie Brown	OAK
G	Gene Upshaw	OAK	CB	Jim Johnson	SF
T	Bob Brown	LA	S	Johnny Robinson	KC
T	Jim Tyrer	KC	S	Larry Wilson	STL
Special Teams					
PK	Jan Stenerud	KC	P	Dave Lewis (r)	CIN

1970 Second Team

Offense			Defense		
QB	Fran Tarkenton	NYG	DE	David Jones	LA
RB	MacArthur Lane	STL	DE	Bubba Smith	BAL
RB	Floyd Little	DEN	DT	John Elliott	NYJ
WR	Fred Biletnikoff	OAK	DT	Bob Lilly	DAL
WR	Marlin Briscoe	BUF	OLB	Paul Naumoff	OAK
TE	Raymond Chester	OAK	OLB	Gus Otto	OAK
C	Ed Flanagan	DET	MLB	Willie Lanier	KC
G	Gale Gillingham	GB	CB	Dick LeBeau	DET
G	Tom Mack	LA	CB	Jim Marsalis	KC
T	Winston Hill	NYJ	S	Dave Grayson	OAK
T	Ron Yary	MIN	S	Carl Lockhart	NYG
Special Teams					
PK	George Blanda	OAK	P	David Lee	BAL

1971 First Team

Offense			Defense		
QB	Bob Griese	MIA	DE	Carl Eller	MIN
RB	John Brockington (r)	GB	DE	Bubba Smith	BAL
RB	Larry Csonka	MIA	DT	Bob Lilly	DAL
WR	Otis Taylor	KC	DT	Alan Page	MIN
WR	Paul Warfield	MIA	OLB	Ted Hendricks	BAL
TE	Charlie Sanders	DET	OLB	Dave Wilcox	SF
C	Forrest Blue	SF	MLB	Willie Lanier	KC
G	Larry Little	MIA	CB	Mike Brown	OAK
G	John Niland	DAL	CB	Jim Johnson	SF
T	Rayfield Wright	DAL	S	Bill Bradley	PHI
T	Ron Yary	MIN	S	Rick Volk	BAL
Special Teams					
PK	Jan Stenerud	KC	P	Jerrel Wilson	KC
	Garop Yepremian	MIA			

ALL-NFL TEAMS (1971-1975)

1971 Second Team

Offense			Defense		
QB	Roger Staubach	DAL	DE	Cedrick Hardman	SF
RB	Leroy Kelly	CLE	DE	Claude Humphrey	ATL
RB	Floyd Little	DEN	DT	Curley Culp	KC
WR	Fred Biletnikoff	OAK	DT	Joe Greene	PIT
WR	Gene Washington	SF	OLB	Bobby Bell	KC
TE	Ted Kwalick	SF	OLB	Chuck Howley	DAL
C	Bill Curry	BAL	MLB	Dick Butkus	CHI
G	Gale Gillingham	GB	CB	Mel Renfro	DAL
G	Tom Mack	LA	CB	Emmitt Thomas	KC
T	Bob Brown	OAK	S	Ken Houston	HOU
T	Jim Tyrer	KC	S	Jake Scott	MIA
Special Teams					
PK	Curt Knight	WAS	P	Dave Lewis	CIN

1973 Second Team

Offense			Defense		
QB	Fran Tarkenton	MIN	DE	Carl Eller	MIN
RB	John Brockington	GB	DE	Jack Youngblood	LA
RB	Larry Csonka	MIA	DT	Mike Reid	CIN
WR	John Gilliam	MIN	DT	Paul Smith	DEN
WR	Paul Warfield	MIA	OLB	Jack Ham	PIT
TE	Riley Odoms	DEN	OLB	Chris Hanburger	WAS
C	Len Hauss	WAS	MLB	Willie Lanier	KC
G	Gale Gillingham	GB	CB	Lem Barney	DET
G	Tom Mack	LA	CB	Ken Ellis	GB
T	Charlie Cowan	LA	FS	Bill Bradley	PHI
T	George Kunz	ATL	SS	Ken Houston	WAS
Special Teams					
PK	Roy Gerela	PIT	P	Jerrel Wilson	KC

1972 First Team

Offense			Defense		
QB	Joe Namath	NYJ	DE	Jack Gregory	NYG
RB	Larry Brown	WAS	DE	Claude Humphrey	ATL
RB	O.J. Simpson	BUF	DT	Joe Greene	PIT
WR	Otis Taylor	KC	DT	Mike Reid	CIN
WR	Gene Washington	SF	OLB	Chris Hanburger	WAS
TE	Bob Tucker	NYG	OLB	Dave Wilcox	SF
C	Forrest Blue	SF	MLB	Dick Butkus	CHI
G	Larry Little	MIA	CB	Willie Brown	OAK
G	Gene Upshaw	OAK	CB	Jim Johnson	SF
T	Bob Brown	OAK	S	Dick Anderson	MIA
T	Rayfield Wright	DAL	S	Bill Bradley	PHI
Special Teams					
PK	Chester Marcol (r)	GB	P	Jerrel Wilson	KC

1974 First Team

Offense			Defense		
QB	Ken Stabler	OAK	DE	L.C. Greenwood	PIT
RB	Otis Armstrong	DEN	DE	Jack Youngblood	LA
RB	O.J. Simpson	BUF	DT	Joe Greene	PIT
WR	Cliff Branch	OAK	DT	Alan Page	MIN
WR	Drew Pearson	DAL	OLB	Jack Ham	PIT
TE	Riley Odoms	DEN	OLB	Ted Hendricks	GB
C	Jim Langer	MIA	MLB	Bill Bergey	PHI
G	Larry Little	MIA	CB	Robert James	BUF
G	Tom Mack	LA	CB	Emmitt Thomas	KC
T	Art Shell	OAK	FS	Tony Greene	BUF
T	Ron Yary	MIN	SS	Ken Houston	WAS
Special Teams					
PK	Chester Marcol	GB	P	Ray Guy	OAK

1972 Second Team

Offense			Defense		
QB	Daryle Lamonica	OAK	DE	Coy Bacon	LA
RB	Larry Csonka	MIA	DE	Verlon Biggs	WAS
RB	Ron Johnson	NYG	DT	Bob Lilly	DAL
WR	Fred Biletnikoff	OAK	DT	Alan Page	MIN
WR	Harold Jackson	PHI	OLB	Jack Ham	PIT
TE	Ted Kwalick	SF	OLB	Andy Russell	PIT
C	Len Hauss	WAS	MLB	Nick Buoniconti	MIA
G	John Niland	DAL	CB	Ken Ellis	GB
G	Bruce Van Dyke	PIT	CB	Mel Renfro	DAL
T	Winston Hill	NYJ	S	Ken Houston	HOU
T	Ron Yary	MIN	S	Jake Scott	MIA
Special Teams					
PK	Roy Gerela	PIT	P	Dave Chapple	LA

1974 Second Team

Offense			Defense		
QB	Ken Anderson	CIN	DE	Claude Humphrey	ATL
RB	Chuck Foreman	MIN	DE	Bill Stanfill	MIA
RB	Lawrence McCutcheon	LA	DT	John Mendenhall	NYG
WR	Fred Biletnikoff	OAK	DT	Merlin Olsen	LA
WR	Isaac Curtis	BUF	OLB	Chris Hanburger	WAS
TE	Charle Young	PHI	OLB	Isiah Robertson	LA
C	Bobby Maples	DEN	MLB	Willie Lanier	KC
G	Reggie McKenzie	BUF	CB	Lemar Parrish	CIN
G	Gene Upshaw	OAK	CB	Roger Wehrli	STL
T	Dan Dierdorf	STL	SS	Dick Anderson	MIA
T	Rayfield Wright	DAL	FS	Jack Tatum	OAK
Special Teams					
PK	Roy Gerela	PIT	P	Billy Van Heusen	DEN

1973 First Team

Offense			Defense		
QB	John Hadl	LA	DE	Claude Humphrey	ATL
RB	Calvin Hill	DAL	DE	Bill Stanfill	MIA
RB	O.J. Simpson	BUF	DT	Joe Greene	PIT
WR	Harold Jackson	LA	DT	Alan Page	MIN
WR	Harold Carmichael	PHI	OLB	Isiah Robertson	LA
TE	Charle Young (r)	PHI	OLB	Dave Wilcox	SF
C	Forrest Blue	SF	MLB	Lee Roy Jordan	DAL
G	Larry Little	MIA	CB	Willie Brown	OAK
G	Reggie McKenzie	BUF	CB	Mel Renfro	DAL
T	Rayfield Wright	DAL	SS	Dick Anderson	MIA
T	Ron Yary	MIN	FS	Jake Scott	MIA
Special Teams					
PK	Garo Yepremian	MIA	P	Ray Guy	OAK

1975 First Team

Offense			Defense		
QB	Fran Tarkenton	MIN	DE	L.C. Greenwood	PIT
RB	Chuck Foreman	MIN	DE	Jack Youngblood	LA
RB	O.J. Simpson	BUF	DT	Curley Culp	HOU
WR	Mel Gray	STL	DT	Alan Page	MIN
WR	Lynn Swann	PIT	OLB	Jack Ham	PIT
TE	Charle Young	PHI	OLB	Andy Russell	PIT
C	Jim Langer	MIA	MLB	Jack Lambert	PIT
G	Joe DeLamielleure	BUF	CB	Mel Blount	PIT
G	Larry Little	MIA	CB	Roger Wehrli	STL
T	Dan Dierdorf	STL	S	Ken Houston	WAS
T	Ron Yary	MIN	S	Paul Krause	MIN
Special Teams					
PK	Jan Stenerud	KC	P	Ray Guy	OAK

ALL-NFL TEAMS (1975-1981)

1975 Second Team

Offense			Defense		
QB	Ken Anderson	CIN	DE	John Dutton	BAL
RB	Franco Harris	PIT	DE	Dwight White	PIT
RB	Terry Metcalf	STL	DT	Wally Chambers	CHI
WR	Cliff Branch	OAK	DT	Joe Greene	PIT
WR	Isaac Curtis	BUF	OLB	Chris Hanburger	WAS
TE	Rich Caster	NYJ	OLB	Isiah Robertson	LA
C	Bob Johnson	CIN	MLB	Willie Lanier	KC
G	Bob Kuechenberg	MIA	CB	Bobby Bryant	MIN
G	Tom Mack	LA	CB	Ken Riley	CIN
T	George Kunz	BAL	S	Cliff Harris	DAL
T	Art Shell	OAK	S	Jake Scott	MIA
PK	Special Teams Jim Bakken	STL	P	Neil Clabo	MIN

1976 First Team

Offense			Defense		
QB	Bert Jones	BAL	DE	Tommy Hart	SF
RB	Walter Payton	CHI	DE	Jack Youngblood	LA
RB	O.J. Simpson	BUF	DT	Wally Chambers	CHI
WR	Cliff Branch	OAK	DT	Jerry Sherk	CLE
WR	Drew Pearson	DAL	OLB	Jack Ham	PIT
TE	Dave Casper	OAK	OLB	Robert Brazile	HOU
C	Jim Langer	MIA	MLB	Jack Lambert	PIT
G	Joe DeLamielleure	BUF	CB	Monte Jackson	LA
G	John Hannah	NE	CB	Roger Wehrli	STL
T	Dan Dierdorf	STL	S	Cliff Harris	DAL
T	Ron Yary	MIN	S	Ken Houston	WAS
PK	Special Teams Jim Bakken	STL	P	Ray Guy	OAK

1976 Second Team

Offense			Defense		
QB	Ken Stabler	OAK	DE	Coy Bacon	CIN
RB	Chuck Foreman	MIN	DE	John Dutton	BAL
RB	Franco Harris	PIT	DT	Joe Ehrmann	BAL
WR	Roger Carr	BAL	DT	Alan Page	MIN
WR	Isaac Curtis	CIN	OLB	Ted Hendricks	OAK
TE	Russ Francis	NE	OLB	Isiah Robertson	LA
C	Tom Banks	STL	MLB	Bill Bergey	PHI
G	Gene Upshaw	OAK	CB	Mike Haynes	NE
G	Ed White	MIN	CB	Ken Riley	CIN
T	George Kunz	BAL	S	Tom Casanova	CIN
T	Rayfield Wright	DAL	S	Thom Darden	CIN
PK	Special Teams Efren Herrera	DAL	P	John James	ATL

1977

Offense			Defense		
QB	Bob Griese	MIA	DE	Lyle Alzado	DEN
RB	Franco Harris	PIT	DE	Harvey Martin	DAL
RB	Walter Payton	CHI	DT	Larry Brooks	LA
WR	Nat Moore	MIA	DT	Cleveland Elam	SF
WR	Drew Pearson	DAL	OLB	Jack Ham	PIT
TE	Dave Casper	OAK	OLB	Tom Jackson	DEN
C	Jim Langer	MIA	MLB	Bill Bergey	PHI
G	Gene Upshaw	OAK	CB	Monte Jackson	LA
G	Larry Little	MIA	CB	Rolland Lawrence	ATL
T	Joe DeLamielleure	BUF	FS	Cliff Harris	DAL
T	Dan Dierdorf	STL	SS	Charlie Waters	DAL
T	Art Shell	OAK	SS	Charlie Waters	DAL
PK	Special Teams Efren Herrera	DAL	P	Ray Guy	OAK
PR	Billy Johnson	HOU			

1978

Offense			Defense		
QB	Terry Bradshaw	PIT	DE	Al Baker*	DET
RB	Earl Campbell*	HOU	DE	Jack Youngblood	LA
RB	Walter Payton	CHI	DT	Louis Kelcher	SD
WR	Wesley Walker	NYJ	DT	Randy White	DAL
WR	Lynn Swann	PIT	OLB	Robert Brazile	HOU
TE	Dave Casper	OAK	OLB	Jack Ham	PIT
C	Mike Webster	PIT	MLB	Randy Gradishar	DEN
G	Joe DeLamielleure	CLE	CB	Louis Wright	DEN
G	John Hannah	NE	CB	Willie Buchanon	GB
T	Dan Dierdorf	STL	FS	Mike Haynes	NE
T	Dan Dierdorf	STL	FS	Thom Darden	CLE
T	Dan Dierdorf	STL	FS	Cliff Harris	DAL
T	Dan Dierdorf	STL	SS	Charlie Waters	DAL
PK	Special Teams Frank Corral*	LA	P	Ray Guy	OAK
KR	Rick Upchurch	DEN			

1979

Offense			Defense		
QB	Dan Fouts	SD	DE	Lee Roy Selmon	TB
RB	Ottis Anderson*	STL	DE	Jack Youngblood	LA
RB	Earl Campbell	HOU	DT	Joe Greene	PIT
WR	John Jefferson	SD	DT	Randy White	DAL
WR	John Stallworth	PIT	OLB	Robert Brazile	HOU
TE	Ozzie Newsome	CLE	OLB	Jack Ham	PIT
C	Mike Webster	PIT	MLB	Randy Gradishar	DEN
G	Joe DeLamielleure	CLE	CB	Lemar Parrish	WAS
G	John Hannah	NE	CB	Louis Wright	DEN
T	Leon Gray	HOU	SS	Gary Fencik	CHI
T	Marvin Powell	NYJ	FS	Mike Reinfieldt	HOU
PK	Special Teams Toni Fritsch	HOU	P	Bob Grupp*	KC
KR	Rick Upchurch	DEN	PR	J.T. Smith	KC

1980

Offense			Defense		
QB	Brian Sipe	CLE	DE	Lee Roy Selmon	TB
RB	Earl Campbell	HOU	DE	Art Still	KC
RB	Walter Payton	CHI	DT	Gary Johnson	SD
WR	John Jefferson	SD	DT	Randy White	DAL
WR	James Lofton	GB	OLB	Robert Brazile	HOU
TE	Kellen Winslow	SD	OLB	Ted Hendricks	OAK
C	Mike Webster	PIT	MLB	Jack Lambert	PIT
G	Joe DeLamielleure	CLE	CB	Lester Hayes	OAK
G	John Hannah	NE	CB	Lemar Parrish	WAS
T	Leon Gray	HOU	FS	Nolan Cromwell	LA
T	Mike Kenn	ATL	SS	Donnie Shell	PIT
PK	Special Teams Rafael Septien	DAL	P	Dave Jennings	NYG
KR	Horace Ivory	NE	PR	John Smith	NE

1981

Offense			Defense		
QB	Ken Anderson	CIN	DE	Fred Dean	SF
RB	Tony Dorsett	DAL	DE	Joe Klecko	NYJ
RB	Billy Sims	DET	DT	Gary Johnson	SD
WR	Alfred Jenkins	ATL	DT	Randy White	DAL
WR	James Lofton	GB	OLB	Jerry Robinson	PHI
TE	Kellen Winslow	SD	OLB	Lawrence Taylor*	NYG
C	Mike Webster	PIT	MLB	Jack Lambert	PIT
G	Randy Cross	SF	CB	Mel Blount	PIT
G	John Hannah	NE	CB	Ronnie Lott*	SF
T	Anthony Muñoz	CIN	S	Gary Barbaro	KC
T	Marvin Powell	NYJ	S	Nolan Cromwell	LA
PK	Special Teams Rafael Septien	DAL	P	Pat McInally	CIN
KR	Mike Nelms	WAS	PR	LeRoy Irvin	LA

ALL-NFL TEAMS (1982-1989)

1982

Offense			Defense		
QB	Dan Fouts	SD	DE	Mark Gastineau	NYJ
RB	Marcus Allen*	LARaid	DE	Lee Roy Selmon	TB
RB	Freeman McNeil	NYJ	DT	Dan Hampton	CHI
WR	Wes Chandler	SD	DT	Randy White	DAL
WR	Dwight Clark	SF	OLB	Hugh Green	TB
TE	Kellen Winslow	SD	OLB	Lawrence Taylor	NYG
C	Mike Webster	PIT	MLB	Jack Lambert	PIT
G	John Hannah	NE	CB	Mark Haynes	NYG
G	Doug Wilkerson	SD	CB	Everson Walls	DAL
T	Anthony Muñoz	CIN	FS	Nolan Cromwell	LARams
T	Marvin Powell	NYJ	SS	Donnie Shell	PIT
Special Teams					
PK	Mark Moseley	WAS	P	Dave Jennings	NYG
KR	Mike Nelms	WAS	PR	LeRoy Irvin	LARams

1983

Offense			Defense		
QB	Joe Theismann	WAS	DE	Doug Betters	MIA
RB	Eric Dickerson*	LARams	DE	Howie Long	LARaid
RB	John Riggins	WAS	DT	Doug English	DET
WR	Roy Green	STL	DT	Randy White	DAL
WR	James Lofton	GB	OLB	Chip Banks	CLE
TE	Todd Christensen	LARaid	OLB	Lawrence Taylor	NYG
C	Dwight Stephenson	MIA	MLB	Jack Lambert	PIT
G	Russ Grimm	WAS	CB	Gary Green	KC
G	John Hannah	NE	CB	Ronnie Lott	SF
T	Joe Jacoby	WAS	SS	Kenny Easley	SEA
T	Anthony Muñoz	CIN	FS	Mark Murphy	WAS
Special Teams					
PK	Ali Haji-Sheikh*	NYG	P	Rich Camarillo	NE
KR	Fulton Walker	NYJ	PR	Billy Johnson	ATL

1984

Offense			Defense		
QB	Dan Marino	MIA	DE	Mark Gastineau	NYJ
RB	Eric Dickerson	LARams	DE	Howie Long	LARaid
RB	Walter Payton	CHI	DT	Randy White	DAL
WR	Roy Green	STL	OLB	Rod Martin	LARaid
WR	Art Monk	WAS	OLB	Lawrence Taylor	NYG
TE	Ozzie Newsome	CLE	ILB	E.J. Junior	STL
C	Dwight Stephenson	MIA	ILB	Mike Singletary	CHI
G	Russ Grimm	WAS	CB	Lester Hayes	LARaid
G	John Hannah	NE	CB	Mike Haynes	LARaid
T	Keith Fahnhorst	SF	FS	Michael Downs	DAL
T	Joe Jacoby	WAS	SS	Kenny Easley	SEA
Special Teams					
PK	Norm Johnson	SEA	P	Reggie Roby	MIA
KR	Bobby Humphery (r)	NYJ	PR	Louis Lipps (r)	PIT

1985

Offense			Defense		
QB	Dan Marino	MIA	DE	Richard Dent	CHI
RB	Marcus Allen	LARaid	DE	Howie Long	LARaid
RB	Walter Payton	CHI	NT	Joe Klecko	NYJ
WR	Steve Largent	SEA	OLB	Lawrence Taylor	NYG
WR	Louis Lipps	PIT	OLB	Andre Tippett	NE
TE	Todd Christensen	LARaid	ILB	Karl Mecklenburg	DEN
C	Dwight Stephenson	MIA	ILB	Mike Singletary	CHI
G	Russ Grimm	WAS	CB	Mike Haynes	LARaid
G	John Hannah	NE	CB	Everson Walls	DAL
T	Jim Covert	CHI	S	Kenny Easley	SEA
T	Anthony Muñoz	CIN	S	Wes Hopkins	PHI
Special Teams					
PK	Morten Andersen	NO	P	Dale Hatcher*	LARams
KR	Ron Brown	LARams			

1986

Offense			Defense		
QB	Dan Marino	MIA	DE	Rulon Jones	DEN
RB	Eric Dickerson	LARams	DE	Dexter Manley	WAS
RB	Joe Morris	NYG	DT	Steve McMichael	CHI
WR	Jerry Rice	SF	DT	Reggie White	PHI
WR	Al Toon	NYJ	OLB	Wilber Marshall	CHI
TE	Mark Bavaro	NYG	OLB	Lawrence Taylor	NYG
C	Dwight Stephenson	MIA	ILB	Karl Mecklenburg	DEN
G	Russ Grimm	WAS	ILB	Mike Singletary	CHI
G	Dennis Harrah	LARams	CB	Hanford Dixon	CLE
T	Jim Covert	CHI	CB	LeRoy Irvin	LARams
T	Anthony Muñoz	CIN	S	Dave Duerson	CHI
			S	Ronnie Lott	SF
Special Teams					
PK	Morten Andersen	NO	P	Sean Landeta	NYG
KR	Dennis Gentry	CHI	PR	Bobby Joe Edmonds (r)	SEA

1986

Offense			Defense		
QB	Dan Marino	MIA	DE	Rulon Jones	DEN
RB	Eric Dickerson	LARams	DE	Dexter Manley	WAS
RB	Joe Morris	NYG	DT	Steve McMichael	CHI
WR	Jerry Rice	SF	DT	Reggie White	PHI
WR	Al Toon	NYJ	OLB	Wilber Marshall	CHI
TE	Mark Bavaro	NYG	OLB	Lawrence Taylor	NYG
C	Dwight Stephenson	MIA	ILB	Karl Mecklenburg	DEN
G	Russ Grimm	WAS	ILB	Mike Singletary	CHI
G	Dennis Harrah	LARams	CB	Hanford Dixon	CLE
T	Jim Covert	CHI	CB	LeRoy Irvin	LARams
T	Anthony Muñoz	CIN	S	Dave Duerson	CHI
			S	Ronnie Lott	SF
Special Teams					
PK	Morten Andersen	NO	P	Sean Landeta	NYG
KR	Dennis Gentry	CHI	PR	Bobby Joe Edmonds (r)	SEA

1987

Offense			Defense		
QB	Joe Montana	SF	DE	Bruce Smith	BUF
RB	Eric Dickerson	IND	DE	Reggie White	PHI
RB	Charles White	LARams	NT	Michael Carter	SF
WR	Steve Largent	SEA	DT	Steve McMichael	CHI
WR	Jerry Rice	SF	OLB	Carl Banks	NYG
TE	Mark Bavaro	NYG	OLB	Andre Tippett	NE
C	Dwight Stephenson	MIA	ILB	Mike Singletary	CHI
G	Bill Fralic	ATL	ILB	Fredd Young	SEA
G	Mike Munchak	HOU	CB	Hanford Dixon	CLE
T	Anthony Muñoz	CIN	CB	Frank Minnifield	CLE
T	Gary Zimmerman	MIN	S	Joey Browner	MIN
			S	Ronnie Lott	SF
Special Teams					
PK	Morten Andersen	NO	P	Jim Arnold	DET
KR	Dennis Gentry	CHI	PR	Mel Gray	NO

1988

Offense			Defense		
QB	Boomer Esiason	CIN	DE	Bruce Smith	BUF
RB	Roger Craig	SF	DE	Reggie White	PHI
RB	Eric Dickerson	IND	DT	Keith Millard	MIN
WR	Henry Ellard	LARams	NT	Tim Krumrie	CIN
WR	Jerry Rice	SF	OLB	Cornelius Bennett	BUF
TE	Keith Jackson*	PHI	OLB	Lawrence Taylor	NYG
C	Jay Hilgenberg	CHI	ILB	Shane Conlan	BUF
G	Bruce Matthews	HOU	ILB	Mike Singletary	CHI
G	Tom Newberry	LARams	CB	Frank Minnifield	CLE
T	Anthony Muñoz	CIN	CB	Carl Lee	MIN
T	Gary Zimmerman	MIN	S	Joey Browner	MIN
			S	Deron Cherry	KC
Special Teams					
PK	Scott Norwood	BUF	P	Mike Horan	DEN
KR	Tim Brown	LARaid	PR	John Taylor	SF

1989

Offense			Defense		
QB	Joe Montana	SF	DE	Chris Doleman	MIN
RB	Barry Sanders*	DET	DE	Reggie White	PHI
RB	Christian Okoye	KC	DT	Keith Millard	MIN
WR	Sterling Sharpe	GB	DT	Michael Dean Perry	CLE
WR	Jerry Rice	SF	OLB	Tim Harris	GB
TE	Keith Jackson	PHI	OLB	Lawrence Taylor	NYG
C	Jay Hilgenberg	CHI	ILB	Karl Mecklenburg	DEN
G	Mike Munchak	HOU	ILB	Mike Singletary	CHI
G	Tom Newberry	LARams	CB	Jerry Gray	LARams
T	Anthony Muñoz	CIN	CB	Albert Lewis	KC
T	Gary Zimmerman	MIN	S	David Fulcher	CIN
			S	Ronnie Lott	SF
Special Teams					
PK	Eddie Murray	DET	P	Sean Landeta	NYG
KR	Rod Woodson	PIT	PR	Dave Meggett (r)	NYG

ALL-NFL TEAMS (1990-1997)

1990

Offense				Defense			
QB	Randall Cunningham	PHI	DE	Bruce Smith	BUF	QB	Steve Young
RB	Barry Sanders	DET	DE	Reggie White	PHI	RB	Barry Sanders
RB	Thurman Thomas	BUF	DT	Ray Childress	HOU	RB	Emmitt Smith
WR	Jerry Rice	SF	DT	Michael Dean Perry	CLE	WR	Cris Carter
WR	Andre Rison	ATL	OLB	Charles Haley	SF	WR	Jerry Rice
TE	Keith Jackson	PHI	OLB	Derrick Thomas	KC	TE	Ben Coates
C	Kent Hull	BUF	ILB	Pepper Johnson	NYG	C	Dermontti Dawson
G	Bruce Matthews	HOU	ILB	John Offerdahl	MIA	G	Randall McDaniel
G	Steve Wisniewski	LARaid	CB	Albert Lewis	KC	G	Nate Newton
T	Jim Lachey	WAS	CB	Rod Woodson	PIT	T	Willie Roaf
T	Anthony Muñoz	CIN	S	Joey Browner	MIN	T	Richmond Webb
			S	Ronnie Lott	SF		
Special Teams				Special Teams			
PK	Nick Lowery	KC	P	Sean Landeta	NYG	PK	Fuad Reveiz
KR	Mel Gray	DET	PR	Dave Meggett	NYG	KR	Mel Gray
						ST	Steve Tasker

1994

Offense				Defense			
QB	Steve Young	SF	DE	Charles Haley	DAL	QB	Steve Young
RB	Barry Sanders	DET	DE	Bruce Smith	BUF	RB	Barry Sanders
RB	Emmitt Smith	DAL	DT	Chester McGlockton	LARaid	RB	Emmitt Smith
WR	Cris Carter	MIN	DT	John Randle	MIN	WR	Cris Carter
WR	Jerry Rice	SF	OLB	Kevin Greene	PIT	WR	Jerry Rice
TE	Ben Coates	NE	OLB	Greg Lloyd	PIT	TE	Ben Coates
C	Dermontti Dawson	PIT	ILB	Junior Seau	SD	C	Dermontti Dawson
G	Randall McDaniel	MIN	ILB	Chris Spellman	DET	G	Randall McDaniel
G	Nate Newton	DAL	CB	Deion Sanders	SF	G	Nate Newton
T	Willie Roaf	NO	CB	Rod Woodson	PIT	T	Willie Roaf
T	Richmond Webb	MIA	S	Eric Turner	CLE	T	Richmond Webb
			S	Darren Woodson	DAL		
Special Teams				Special Teams			
PK	Fuad Reveiz	MIN	P	Reggie Roby	WAS	PK	Fuad Reveiz
KR	Mel Gray	DET	PR	Brian Mitchell	WAS	KR	Mel Gray
ST	Steve Tasker	BUF				ST	Steve Tasker

1991

Offense				Defense			
QB	Jim Kelly	BUF	DE	Clyde Simmons	PHI	QB	Brett Favre
RB	Barry Sanders	DET	DE	Reggie White	PHI	RB	Barry Sanders
RB	Thurman Thomas	BUF	DT	Jerry Ball	DET	RB	Emmitt Smith
WR	Michael Irvin	DAL	DT	Jerome Brown	PHI	RB	Emmitt Smith
WR	Haywood Jeffires	HOU	OLB	Seth Joyner	PHI	WR	Herman Moore
TE	Marv Cook	NE	OLB	Pat Swilling	NO	WR	Jerry Rice
C	Kent Hull	BUF	ILB	Sam Mills	NO	TE	Ben Coates
G	Mike Munchak	HOU	ILB	Al Smith	HOU	C	Dermontti Dawson
G	Steve Wisniewski	LARaid	CB	Darrell Green	WAS	C	Randall McDaniel
T	Mike Kenn	ATL	CB	Deion Sanders	ATL	G	Nate Newton
T	Jim Lachey	WAS	S	Steve Atwater	DEN	T	Lomas Brown
			S	Ronnie Lott	LARaid	T	Willie Roaf
Special Teams				Special Teams			
PK	Jeff Jaeger	LARaid	P	Jeff Gossett	LARaid	PK	Morten Andersen
KR	no selection		PR	no selection		KR	Brian Mitchell
						ST	Steve Tasker

1995

Offense				Defense			
QB	Brett Favre	GB	DE	Bruce Smith	BUF	QB	Brett Favre
RB	Barry Sanders	DET	DE	Reggie White	GB	RB	Barry Sanders
RB	Emmitt Smith	DAL	DT	Chester McGlockton	OAK	RB	Emmitt Smith
WR	Herman Moore	DET	DT	John Randle	MIN	WR	Herman Moore
WR	Jerry Rice	SF	OLB	Greg Lloyd	PIT	WR	Jerry Rice
TE	Ben Coates	NE	OLB	Bryce Paup	BUF	TE	Ben Coates
C	Dermontti Dawson	PIT	ILB	Junior Seau	SD	C	Dermontti Dawson
G	Randall McDaniel	MIN	CB	Eric Davis	SF	G	Randall McDaniel
G	Nate Newton	DAL	CB	Aeneas Williams	ARI	G	Nate Newton
T	Lomas Brown	DET	S	Merton Hanks	SF	T	Lomas Brown
T	Willie Roaf	NO	S	Darren Woodson	DAL	T	Willie Roaf
Special Teams				Special Teams			
PK	Morten Andersen	ATL	P	Darren Bennett (r)	SD	PK	Morten Andersen
KR	Brian Mitchell	WAS	PR	no selection		KR	Brian Mitchell
ST	Steve Tasker	BUF				ST	Steve Tasker

1992

Offense				Defense			
QB	Steve Young	SF	DE	Chris Doleman	MIN	QB	Brett Favre
RB	Barry Foster	PIT	DE	Reggie White	PHI	RB	Terrell Davis
RB	Emmitt Smith	DAL	DT	Ray Childress	HOU	RB	Barry Sanders
WR	Jerry Rice	SF	DT	Cortez Kennedy	SEA	RB	Rickey Jackson
WR	Sterling Sharpe	GB	OLB	Rickey Jackson	NO	WR	Carl Pickens
TE	Jay Novacek	DAL	OLB	Wilber Marshall	WAS	WR	Jerry Rice
C	Bruce Matthews	HOU	ILB	Sam Mills	NO	WR	Jerry Rice
G	Randall McDaniel	MIN	ILB	Junior Seau	SD	TE	Shannon Sharpe
G	Steve Wisniewski	LARaid	CB	Audray McMillian	MIN	C	Dermontti Dawson
T	Harris Barton	SF	CB	Rod Woodson	PIT	G	Larry Allen
T	Steve Wallace	SF	S	Steve Atwater	DEN	G	Randall McDaniel
			S	Henry Jones	BUF	T	Willie Roaf
Special Teams				Special Teams			
PK	Morten Andersen	NO	P	Rich Camarillo	PHX	PK	Cary Blanchard
KR	Deion Sanders	ATL	PR	Kelvin Martin	DAL	KR	Michael Bates
ST	Steve Tasker	BUF				ST	Jim Schwantz

1996

Offense				Defense			
QB	Brett Favre	GB	DE	Bruce Smith	BUF	QB	Brett Favre
RB	Terrell Davis	DEN	DE	Alfred Williams	DEN	RB	Terrell Davis
RB	Barry Sanders	DET	DT	John Randle	MIN	RB	Barry Sanders
WR	Carl Pickens	CIN	DT	Bryant Young	SF	WR	Carl Pickens
WR	Jerry Rice	SF	OLB	Chad Brown	PIT	WR	Jerry Rice
TE	Shannon Sharpe	DEN	OLB	Kevin Greene	CAR	TE	Shannon Sharpe
C	Dermontti Dawson	PIT	ILB	Sam Mills	CAR	C	Dermontti Dawson
G	Larry Allen	DAL	CB	Deion Sanders	DAL	G	Larry Allen
G	Randall McDaniel	MIN	CB	Aeneas Williams	ARI	G	Randall McDaniel
T	Willie Roaf	NO	S	LeRoy Butler	GB	T	Willie Roaf
T	Gary Zimmerman	DEN	S	Darren Woodson	DAL	T	Gary Zimmerman
Special Teams				Special Teams			
PK	Cary Blanchard	IND	P	Chris Gardocki	IND	PK	Cary Blanchard
KR	Michael Bates	CAR	PR	Desmond Howard	GB	KR	Michael Bates
ST	Jim Schwantz	DAL				ST	Jim Schwantz

1993

Offense				Defense			
QB	Steve Young	SF	DE	Bruce Smith	BUF	QB	Brett Favre
RB	Jerome Bettis*	LARams	DE	Neil Smith	KC	RB	Terrell Davis
RB	Emmitt Smith	DAL	DT	Cortez Kennedy	SEA	RB	Barry Sanders
WR	Jerry Rice	SF	DT	John Randle	MIN	WR	Herman Moore
WR	Sterling Sharpe	GB	OLB	Seth Joyner	PHI	WR	Rob Moore
TE	Shannon Sharpe	DEN	OLB	Greg Lloyd	PIT	WR	Shannon Sharpe
C	Bruce Matthews	HOU	ILB	Hardy Nickerson	TB	TE	Shannon Sharpe
G	Randall McDaniel	MIN	ILB	Junior Seau	SD	C	Dermontti Dawson
G	Steve Wisniewski	LARaid	CB	Deion Sanders	ATL	G	Larry Allen
T	Harris Barton	SF	CB	Rod Woodson	PIT	G	Dave Szott
T	Erik Williams	DAL	S	LeRoy Butler	GB	T	Tony Boselli
			S	Eugene Robinson	SEA	T	Jonathan Ogden
Special Teams				Special Teams			
PK	Norm Johnson	ATL	P	Greg Montgomery	HOU	PK	Pete Stoyanovich
KR	Tyrone Hughes*	NO	PR	Eric Metcalf	CLE	KR	Michael Bates
ST	Steve Tasker	BUF				ST	Travis Jervey

1997

Offense				Defense			
QB	Brett Favre	GB	DE	Bruce Smith	BUF	QB	Brett Favre
RB	Terrell Davis	DEN	DE	Michael Strahan	NYG	RB	Terrell Davis
RB	Barry Sanders	DET	DT	John Randle	MIN	RB	Barry Sanders
WR	Herman Moore	DET	DT	Dana Stubblefield	SF	WR	Herman Moore
WR	Rob Moore	MIN	OLB	Jesse Armistead	NYG	WR	Rob Moore
TE	Shannon Sharpe	DEN	OLB	John Mobley	DEN	TE	Shannon Sharpe
C	Dermontti Dawson	PIT	ILB	Levon Kirkland	PIT	C	Dermontti Dawson
G	Larry Allen	DAL	CB	Deion Sanders	DAL	G	Larry Allen
G	Dave Szott	KC	CB	Aeneas Williams	ARI	G	Dave Szott
T	Tony Boselli	JAX	S	LeRoy Butler	GB	T	Tony Boselli
T	Jonathan Ogden	BAL	S	Carnell Lake	PIT	T	Jonathan Ogden
Special Teams				Special Teams			
PK	Pete Stoyanovich	KC	P	Bryan Barker	JAX	PK	Pete Stoyanovich
KR	Michael Bates	CAR	PR	Darrien Gordon	DEN	KR	Michael Bates
ST	Travis Jervey	GB				ST	Travis Jervey

ALL-NFL TEAMS (1998-2005)

1998

Offense			Defense		
QB	Randall Cunningham	PHI	DE	Michael Strahan	NYG
RB	Jamal Anderson	ATL	DE	Reggie White	GB
RB	Terrell Davis	DEN	DT	John Randle	MIN
WR	Herman Moore	DET	DT	Dana Stubblefield	SF
WR	Randy Moss*	MIN	OLB	Chad Brown	SEA
TE	Shannon Sharpe	DEN	OLB	Mo Lewis	NYJ
C	Dermontti Dawson	PIT	ILB	Junior Seau	SD
G	Bruce Matthews	TEN	CB	Ty Law	NE
G	Randall McDaniel	MIN	CB	Deion Sanders	DAL
T	Larry Allen	DAL	S	LeRoy Butler	GB
T	Tony Boselli	JAX	S	Rodney Harrison	SD
Special Teams					
PK	Gary Anderson	MIN	P	Craig Hentrich	TEN
KR	Roell Preston	GB	PR	Deion Sanders	DAL
ST	Bennie Thompson	BAL			

2002

Offense			Defense		
QB	Rich Gannon	OAK	DE	Simeon Rice	TB
RB	Priest Holmes	KC	DE	Jason Taylor	MIA
RB	Ricky Williams	MIA	DT	La'Roi Glover	NO
WR	Marvin Harrison	IND	DT	Warren Sapp	TB
WR	Terrell Owens	SF	OLB	Derrick Brooks	TB
TE	Tony Gonzalez	KC	OLB	Joey Porter	PIT
C	Kevin Mawae	NYJ	ILB	Brian Urlacher	CHI
G	Alan Faneca	PIT	CB	Patrick Surtain	MIA
G	Will Shields	KC	CB	Bobby Taylor	PHI
T	Walter Jones	SEA	S	Brian Dawkins	PHI
T	Jonathan Ogden	BAL	S	Rod Woodson	PIT
Special Teams					
PK	Adam Vinatieri	NE	P	Todd Sauerbrun	CAR
KR	Michael Lewis	NO	PR	Santana Moss	NYJ
ST	Fred McAfee	NO			

1999

Offense			Defense		
QB	Kurt Warner	STL	DE	Kevin Carter	STL
RB	Marshall Faulk	STL	DE	Jevon Kearse*	TEN
RB	Edgerrin James*	IND	DT	Darrell Russell	OAK
WR	Cris Carter	MIN	DT	Warren Sapp	TB
WR	Marvin Harrison	IND	OLB	Derrick Brooks	TB
TE	Tony Gonzalez	KC	OLB	Kevin Hardy	JAX
C	Jeff Christy	MIN	ILB	Ray Lewis	BAL
G	Larry Allen	DAL	CB	Sam Madison	MIA
G	Bruce Matthews	TEN	CB	Charles Woodson	OAK
T	Tony Boselli	JAX	S	Carnell Lake	JAX
T	Orlando Pace	STL	S	John Lynch	TB
Special Teams					
PK	Olindo Mare	MIA	P	Mitch Berger	MIN
KR	Tony Horne	STL	PR	Charlie Rogers*	SEA
ST	Michael Bates	CAR			

2003

Offense			Defense		
QB	Peyton Manning	IND	DE	Leonard Little	STL
RB	Priest Holmes	KC	DE	Michael Strahan	NYG
RB	Jamal Lewis	BAL	DT	Kris Jenkins	CAR
WR	Torry Holt	STL	DT	Richard Seymour	NE
WR	Randy Moss	MIN	OLB	Keith Bulluck	TEN
TE	Tony Gonzalez	KC	OLB	Julian Peterson	SF
C	Tom Nalen	DEN	MLB	Ray Lewis	BAL
G	Steve Hutchinson	SEA	CB	Ty Law	NE
G	Will Shields	KC	CB	Chris McAlister	BAL
T	Jonathan Ogden	BAL	S	Ed Reed	BAL
T	Willie Roaf	KC	S	Roy Williams	DAL
Special Teams					
PK	Mike Vanderjagt	IND	P	Shane Lechler	OAK
KR	Dante Hall	KC	PR	Dante Hall	KC
ST	Alex Bannister	SEA			

2000

Offense			Defense		
QB	Rich Gannon	OAK	DE	Hugh Douglas	PHI
RB	Marshall Faulk	STL	DE	Jason Taylor	MIA
RB	Eddie George	TEN	DT	La'Roi Glover	NO
WR	Marvin Harrison	IND	DT	Warren Sapp	TB
WR	Randy Moss	MIN	OLB	Derrick Brooks	TB
TE	Tony Gonzalez	KC	OLB	Junior Seau	SD
C	Kevin Mawae	NYJ	ILB	Ray Lewis	BAL
G	Larry Allen	DAL	CB	Sam Madison	MIA
G	Bruce Matthews	TEN	CB	Samari Rolle	TEN
T	Jonathan Ogden	BAL	S	John Lynch	TB
T	Willie Roaf	NO	S	Darren Sharper	GB
Special Teams					
PK	Matt Stover	BAL	P	Darren Bennett	SD
KR	Derrick Mason	TEN	PR	Az-Zahir Hakim	STL
ST	Michael Bates	CAR			

2004

Offense			Defense		
QB	Peyton Manning	IND	DE	Dwight Freeney	IND
RB	Shaun Alexander	SEA	DE	Julius Peppers	CAR
RB	Curtis Martin	NYJ	DT	Richard Seymour	NE
WR	Muhsin Muhammad	CAR	DT	Kevin Williams	MIN
WR	Terrell Owens	PHI	OLB	Derrick Brooks	TB
TE	Antonio Gates	SD	OLB	Takeo Spikes	BUF
C	Kevin Mawae	NYJ	ILB	James Farrior	PIT
G	Alan Faneca	PIT	CB	Champ Bailey	DEN
G	Brian Waters	KC	CB	Lito Sheppard	PHI
T	Walter Jones	SEA	S	Brian Dawkins	PHI
T	Willie Roaf	KC	S	Ed Reed	BAL
Special Teams					
PK	Adam Vinatieri	NE	P	Shane Lechler	OAK
KR	Terrence McGee	BUF	PR	Eddie Drummond	DET
ST	Larry Izzo	NE			

2001

Offense			Defense		
QB	Kurt Warner	STL	DE	John Abraham	NYJ
RB	Marshall Faulk	STL	DE	Michael Strahan	NYG
RB	Curtis Martin	NYJ	DT	Sam Adams	BAL
WR	David Boston	ARI	DT	Warren Sapp	TB
WR	Terrell Owens	SF	OLB	Jason Gildon	PIT
TE	Tony Gonzalez	KC	OLB	Jamir Miller	CLE
C	Kevin Mawae	NYJ	ILB	Brian Urlacher	CHI
G	Larry Allen	DAL	CB	Ronde Barber	TB
G	Alan Faneca	PIT	CB	Aeneas Williams	STL
T	Jonathan Ogden	BAL	S	Brian Dawkins	PHI
T	Orlando Pace	STL	S	John Lynch	TB
Special Teams					
PK	David Akers	PHI	P	Todd Sauerbrun	CAR
KR	Steve Smith*	CAR	PR	Troy Brown	NE
ST	Michael Bates	CAR			

2005

Offense			Defense		
QB	Peyton Manning	IND	DE	Dwight Freeney	IND
RB	Tiki Barber	NYG	DE	Osi Umenyiora	NYG
RB	Shaun Alexander	SEA	DT	Rod Coleman	ATL
WR	Chad Johnson	CIN	DT	Richard Seymour	NE
WR	Steve Smith	CAR	OLB	Lance Briggs	CHI
TE	Antonio Gates	SD	OLB	Cato June	IND
C	Olin Kreutz	CHI	MLB	Brian Urlacher	CHI
G	Alan Faneca	PIT	CB	Champ Bailey	DEN
G	Steve Hutchinson	MIN	CB	Nathan Vasher	CHI
T	Willie Anderson	CIN	S	Troy Polamalu	PIT
T	Walter Jones	SEA	S	Darren Sharper	MIN
Special Teams					
PK	Neil Rackers	ARI	P	Brian Moorman	BUF
KR	Jerome Mathis*	HOU	PR	Antwaan Randle El	PIT
ST	David Tyree	NYG			

ALL-NFL TEAMS (2006-2013)

2006

Offense			Defense		
QB	Drew Brees	NO	DE	Julius Peppers	CAR
RB	Larry Johnson	KC	DE	Jason Taylor	MIA
RB	LaDainian Tomlinson	SD	DT	Jamal Williams	SD
WR	Marvin Harrison	IND	DT	Kevin Williams	MIN
WR	Chad Johnson	CIN	OLB	Shawne Merriman	SD
TE	Antonio Gates	SD	OLB	Adalius Thomas	BAL
C	Olin Kreutz	CHI	MLB	Brian Urlacher	CHI
G	Alan Faneca	PIT	CB	Champ Bailey	DEN
G	Steve Hutchinson	MIN	CB	Rashean Mathis	JAX
T	Jammal Brown	NO	S	Ed Reed	BAL
T	Walter Jones	SEA	S	Adrian Wilson	ARI
Special Teams					
PK	Robbie Gould	CHI	P	Brian Moorman	BUF
KR	Justin Miller	NYJ	PR	Devin Hester*	CHI
ST	Brendon Ayanbadejo	CHI			

2010

Offense			Defense		
QB	Tom Brady	NE	DE	Julius Peppers	CHI
RB	Adrian Foster	HOU	DE	Justin Tuck	NYG
RB	Jamaal Charles	KC	DT	Haloti Ngata	BAL
WR	Roddy White	ATL	DT	Ndamukong Suh*	DET
WR	Reggie Wayne	IND	OLB	Clay Matthews	GB
TE	Jason Witten	DAL	OLB	James Harrison	PIT
C	Nick Mangold	NYJ	ILB	Jerod Mayo	NE
G	Jahri Evans	NO	CB	Asante Samuel	PHI
G	Chris Snee	NYG	CB	Darrelle Revis	NYJ
T	Joe Thomas	CLE	S	Troy Polamalu	PIT
T	Jake Long	MIA	S	Ed Reed	BAL
Special Teams					
PK	Billy Cundiff	BAL	P	Shane Lechler	OAK
KR	Leon Washington	SEA	PR	Devin Hester	CHI
ST	Eric Weems	ATL			

2007

Offense			Defense		
QB	Tom Brady	NE	DE	Patrick Kerney	SEA
RB	LaDainian Tomlinson	SD	DE	Jared Allen	KC
RB	Brian Westbrook	PHI	DT	Albert Haynesworth	TEN
WR	Randy Moss	NE	DT	Kevin Williams	MIN
WR	Terrell Owens	DAL	OLB	Mike Vrabel	NE
TE	Jason Witten	DAL	OLB	DeMarcus Ware	DAL
C	Jeff Saturday	IND	MLB	Patrick Willis*	SF
G	Steve Hutchinson	MIN	CB	Antonio Cromartie	SD
G	Logan Mankins	NE	CB	Asante Samuel	NE
T	Matt Light	NE	S	Ed Reed	BAL
T	Walter Jones	SEA	S	Bob Sanders	IND
Special Teams					
PK	Rob Bironas	TEN	P	Andy Lee	SF
KR	Josh Cribbs	CLE	PR	Devin Hester	CHI
ST	Kassim Osgood	SD			

2011

Offense			Defense		
QB	Aaron Rodgers	GB	DE	Jared Allen	MIN
RB	Maurice Jones-Drew	JAX	DE	Jason Pierre-Paul	NYG
RB	LeSean McCoy	PHI	DT	Haloti Ngata	BAL
WR	Calvin Johnson	DET	DT	Justin Smith	SF
WR	Wes Welker	NE	OLB	DeMarcus Ware	DAL
TE	Rob Gronkowski	NE	OLB	Terrell Suggs	BAL
C	Maurkice Pouncey	PIT	ILB	Patrick Willis	SF
G	Jahri Evans	NO	CB	Darrelle Revis	NYJ
G	Carl Nicks	NO	CB	Jonathan Joseph	HOU
T	Jason Peters	PHI	S	Troy Polamalu	PIT
T	Joe Thomas	CLE	S	Eric Weddle	SD
Special Teams					
PK	David Akers	SF	P	Andy Lee	SF
KR	Joe McKnight	NYJ	PR	Patrick Peterson*	ARI
ST	Matthew Slater	NE			

2008

Offense			Defense		
QB	Peyton Manning	IND	DE	Justin Tuck	NYG
RB	Adrian Peterson	MIN	DE	John Abraham	ATL
RB	Michael Turner	ATL	DT	Albert Haynesworth	TEN
WR	Andre Johnson	HOU	DT	Kevin Williams	MIN
WR	Larry Fitzgerald	ARI	OLB	DeMarcus Ware	DAL
TE	Tony Gonzalez	KC	OLB	James Harrison	PIT
C	Kevin Mawae	TEN	ILB	Ray Lewis	BAL
G	Chris Snee	NYG	CB	Cortland Finnegan	TEN
G	Steve Hutchinson	MIN	CB	Nnamdi Asomugha	OAK
T	Michael Roos	TEN	S	Ed Reed	BAL
T	Jordan Gross	CAR	S	Troy Polamalu	PIT
Special Teams					
PK	Stephen Gostkowski	NE	P	Shane Lechler	OAK
KR	Danaeal Manning	CHI	PR	Johnnie Lee Higgins	OAK
ST	Brendon Ayanbadejo	BAL			

2012

Offense			Defense		
QB	Peyton Manning	DEN	DE	J.J. Watt	HOU
RB	Adrian Peterson	MIN	DE	Cameron Wake	MIA
RB	Marshawn Lynch	SEA	DT	Geno Atkins	CIN
WR	Calvin Johnson	DET	DT	Vince Wilfork	NE
WR	Brandon Marshall	CHI	OLB	Von Miller	DEN
TE	Rob Gronkowski	NE	OLB	Aldon Smith	SF
C	John Sullivan	MIN	ILB	Patrick Willis	SF
G	Mike Iupati	SF	CB	Richard Sherman	SEA
G	Marshal Yanda	BAL	CB	Charles Tillman	CHI
T	Duane Brown	HOU	S	Earl Thomas	SEA
T	Ryan Clady	DEN	S	Eric Weddle	SD
Special Teams					
PK	Blair Walsh*	SF	P	Andy Lee	SF
KR	Jacoby Jones	BAL	PR	Leodis McKelvin	BUF
ST	Matthew Slater	NE			

2009

Offense			Defense		
QB	Peyton Manning	IND	DE	Jared Allen	MIN
RB	Chris Johnson	TEN	DE	Dwight Freeney	IND
RB	Adrian Peterson	MIN	DT	Kevin Williams	MIN
WR	Andre Johnson	HOU	DT	Haloti Ngata	BAL
WR	Wes Welker	NE	OLB	Elvis Dumervil	DEN
TE	Dallas Clark	IND	OLB	DeMarcus Ware	DAL
C	Nick Mangold	NYJ	ILB	Patrick Willis	SF
G	Steve Hutchinson	MIN	CB	Charles Woodson	GB
G	Jahri Evans	NO	CB	Darrelle Revis	NYJ
T	Ryan Clady	DEN	S	Darren Sharper	NO
T	Joe Thomas	CLE	S	Adrian Wilson	ARI
Special Teams					
PK	Nate Kaeding	SD	P	Shane Lechler	OAK
KR	Josh Cribbs	CLE	PR	DeSean Jackson	PHI
ST	Brendan Ayanbadejo	BAL			

2013

Offense			Defense		
QB	Peyton Manning	DEN	DE	Robert Quinn	STL
RB	Jamaal Charles	KC	DE	J.J. Watt	HOU
RB	LeSean McCoy	PHI	DT	Gerald McCoy	TB
WR	Josh Gordon	CLE	DT	Ndamukong Suh	DET
WR	Calvin Johnson	DET	OLB	Lavonte David	TB
TE	Jimmy Graham	NO	OLB	Robert Mathis	IND
C	Ryan Kalil	CAR	ILB	Luke Kuechly	CAR
G	Evan Mathis	PHI	CB	Patrick Peterson	ARI
G	Louis Vasquez	STL	CB	Richard Sherman	SEA
T	Joe Staley	SF	S	Eric Berry	KC
T	Joe Thomas	CLE	S	Eric Thomas	SEA
Special Teams					
PK	Justin Tucker	BAL	P	Johnny Hekker	STL
KR	Cordarrelle Patterson*	MIN	PR	Dexter McCluster	KC
ST	Justin Bethel	ARI			

ALL-NFL TEAMS (2014-2020)

2014

Offense			Defense		
QB	Aaron Rodgers	GB	DE	Mario Williams	BUF
RB	Le'Veon Bell	PIT	DE	J.J. Watt	HOU
RB	DeMarco Murray	DAL	DT	Marcell Dareus	BUF
WR	Antonio Brown	PIT	DT	Ndamukong Suh	DET
WR	Dez Bryant	DAL	OLB	Justin Houston	KC
TE	Rob Gronkowski	NE	OLB	Von Miller	DEN
C	Travis Frederick	DAL	MLB	Luke Kuechly	CAR
G	Josh Sitton	GB	CB	Darrelle Revis	NE
G	Marshal Yanda	BAL	CB	Richard Sherman	SEA
T	Tyron Smith	DAL	S	Eric Thomas	SEA
T	Joe Thomas	CLE	S	Eric Weddle	SD
Special Teams					
PK	Adam Vinatieri	IND	P	Pat McAfee	IND
KR	Adam Jones	CIN	PR	Darren Sproles	PHI
ST	Matthew Slater	NE			

2015

Offense			Defense		
QB	Cam Newton	CAR	DE	Khalil Mack	OAK
RB	Doug Martin	TB	DE	J.J. Watt	HOU
RB	Adrian Peterson	MIN	DT	Geno Atkins	CIN
WR	Antonio Brown	PIT	DT	Aaron Donald	STL
WR	Julio Jones	ATL	OLB	Khalil Mack	OAK
TE	Rob Gronkowski	NE	OLB	Von Miller	DEN
C	Ryan Kalil	CAR	MLB	Luke Kuechly	CAR
G	Zack Martin	DAL	CB	Josh Norman	CAR
G	Marshal Yanda	BAL	CB	Patrick Peterson	ARI
T	Tyron Smith	DAL	S	Eric Berry	KC
T	Joe Thomas	CLE	S	Tyrann Mathieu	ARI
Special Teams					
PK	Stephen Gostkowski	NE	P	Johnny Hekker	STL
KR	Cordarrelle Patterson	MIN	PR	Darren Sproles	PHI
ST	Justin Bethel	ARI			

2016

Offense			Defense		
QB	Matt Ryan	ATL	DE	Jadeveon Clowney	HOU
RB	Ezekiel Elliott*	DAL	DE	Khalil Mack	OAK
RB	David Johnson	ARI	DT	Aaron Donald	LAR
WR	Antonio Brown	PIT	DT	Damon Harrison	NYG
WR	Julio Jones	ATL	OLB	Vic Beasley	ATL
TE	Travis Kelce	KC	OLB	Von Miller	DEN
C	Travis Frederick	DAL	MLB	Bobby Wagner	SEA
G	Zack Martin	DAL	CB	Marcus Peters	KC
G	Kelechi Osemele	OAK	CB	Aqib Talib	DEN
T	Tyron Smith	DAL	S	Eric Berry	KC
T	Joe Thomas	CLE	S	Landon Collins	NYG
Special Teams					
PK	Justin Tucker	BAL	P	Johnny Hekker	LAR
KR	Cordarrelle Patterson	MIN	PR	Tyreek Hill (r)	KC
ST	Matthew Slater	NE			

2017

Offense			Defense		
QB	Tom Brady	NE	DE	Calais Campbell	JAX
RB	Le'Veon Bell	PIT	DE	Cameron Jordan	NO
RB	Todd Gurley	LAR	DT	Aaron Donald	LAR
WR	Antonio Brown	PIT	DT	Fletcher Cox	PHI
WR	DeAndre Hopkins	HOU	OLB	Chandler Jones	ARI
TE	Rob Gronkowski	NE	OLB	Von Miller	DEN
C	Jason Kelce	PHI	MLB	Bobby Wagner	SEA
G	David DeCastro	PIT	CB	Jalen Ramsey	JAX
G	Zack Martin	DAL	CB	Xavier Rhodes	MIN
T	Lane Johnson	PHI	S	Kevin Byard	TEN
T	Andrew Whitworth	LAR	S	Harrison Smith	MIN
Special Teams					
PK	Greg Zuerlein	LAR	P	Johnny Hekker	LAR
KR	Pharoh Cooper	LAR	PR	Jamal Agnew*	DET
ST	Budda Baker*	ARI			

2018

Offense			Defense		
QB	Patrick Mahomes	KC	DE	Danielle Hunter	MIN
RB	Ezekiel Elliott	DAL	DE	J.J. Watt	HOU
RB	Todd Gurley	LAR	DT	Fletcher Cox	PHI
WR	DeAndre Hopkins	HOU	DT	Aaron Donald	LAR
WR	Julio Jones	ATL	OLB	Khalil Mack	CHI
	Michael Thomas	NO			
TE	Travis Kelce	KC	OLB	Von Miller	DEN
C	Jason Kelce	PHI	MLB	Bobby Wagner	SEA
G	Zack Martin	DAL	CB	Kyle Fuller	CHI
G	Quenton Nelson*	IND	CB	Stephon Gilmore	NE
T	David Bakhtiari	GB	S	Eddie Jackson	CHI
T	Mitchell Schwartz	KC	S	Derwin James*	LAC
Special Teams					
PK	Justin Tucker	BAL	P	Michael Dickson*	SEA
KR	Andre Roberts	NYJ	PR	Tarik Cohen	CHI
ST	Adrian Phillips	LAC			

2019

Offense			Defense		
QB	Lamar Jackson	BAL	DE	Danielle Hunter	MIN
RB	Derrick Henry	TEN	DE	Cameron Jordan	NO
RB	Christian McCafferty	CAR	DT	Aaron Donald	LAR
WR	Julio Jones	ATL	DT	Cameron Heyward	PIT
WR	Michael Thomas	NO	OLB	Chandler Jones	ARI
TE	George Kittle	SF	OLB	T.J. Watt	PIT
C	Jason Kelce	PHI	MLB	Bobby Wagner	SEA
G	Quenton Nelson	IND	CB	Stephon Gilmore	NE
G	Marshal Yanda	BAL	CB	Tre'Davious White	BUF
T	Ryan Ramczyk	NO	S	Jamal Adams	NYJ
T	Ronnie Stanley	BAL	S	Minkah Fitzpatrick	PIT
Special Teams					
PK	Justin Tucker	BAL	P	Brett Kern	TEN
KR	Cordarrelle Patterson	CHI	PR	Deonte Harris*	NO
ST	Matthew Slater	NE			

2020

Offense			Defense		
QB	Aaron Rodgers	GB	DE	Myles Garrett	CLE
RB	Dalvin Cook	MIN	DE	Trey Hendrickson	NO
RB	Derrick Henry	TEN	DT	DeForest Buckner	IND
WR	Davante Adams	GB	DT	Aaron Donald	LAR
WR	Stefon Diggs	BUF	OLB	Khalil Mack	CHI
TE	Travis Kelce	KC	OLB	T.J. Watt	PIT
C	Corey Linsley	GB	MLB	Fred Warner	SF
G	Joel Bitonio	CLE	CB	Xavien Howard	MIA
G	Quenton Nelson	IND	CB	Jalen Ramsey	LAR
T	David Bakhtiari	GB	S	Minkah Fitzpatrick	PIT
T	Jack Conklin	CLE	S	Tyrann Mathieu	KC
Special Teams					
PK	Justin Tucker	BAL	P	Jake Bailey	NE
KR	Cordarrelle Patterson	CHI	PR	Gunner Olszewski	NE
ST	George Odum	IND			

* - Also selected to PFWA All-Rookie Team in same season (since 1974)

(r) - Rookies selected to PFWA All-NFL teams (1966-73) and rookies who were not selected to PFWA All-Rookie teams (since 1974)

ALL-NFL PLAYERS (1966-2020)

OFFENSE (325)

A

Davante Adams (WR) 2020
 Grady Alderman (T) 1969-2
 Shaun Alexander (RB; 2) 2004, 05
Larry Allen (G/T; 6) 1996, 97, 98 (T), 99, 2000, 01
Marcus Allen (RB; 2) 1982*, 85
Lance Alworth (WR; 2) 1968-1, 69-1
 Jamal Anderson (RB) 1998
 Ken Anderson (QB; 3) 1974-2, 75-2, 81
 Ottis Anderson (RB) 1979
 Willie Anderson (T) 2005
 Otis Armstrong (RB) 1974-1

B

David Bakhtiari (T; 2) 2018, 20
 Tom Banks (C) 1976-2
 Tiki Barber (RB) 2005
 Harris Barton (T; 2) 1992, 93
 Mark Bavaro (TE; 2) 1986, 87
 Le'Veon Bell (RB; 2) 2014, 17
Jerome Bettis (RB) 1993*
Fred Biletnikoff (WR; 5) 1969-1, 70-2, 71-2, 72-2, 74-2
 Joel Bitonio (C) 2020
 Forrest Blue (C; 3) 1971-1, 72-1, 73-1
 Tony Boselli (T; 3) 1997, 98, 99
 David Boston (WR) 2001
Terry Bradshaw (QB) 1978
 Tom Brady (QB; 3) 2007, 10, 17
 Cliff Branch (WR; 3) 1974-1, 75-2, 76-1
 Drew Brees (QB) 2006
 Marlin Briscoe (WR) 1970-2
 John Brockington (RB; 2) 1971-1r, 73-2
 John Brodie (QB) 1970-1
 Antonio Brown (WR; 4) 2014, 15, 16, 17
 Bill Brown (RB) 1968-2
Bob Brown (T; 6) 1966, 68-2, 69-1, 70-1, 71-2, 72-1
 Duane Brown (T) 2012
 Jammal Brown (T) 2006
 Larry Brown (RB; 2) 1970-1, 72-1
 Lomas Brown (T) 1995
 Dez Bryant (WR) 2014
 Ed Budde (G) 1969-2

C

Earl Campbell (RB; 3) 1978*, 79, 80
 Billy Cannon (TE) 1968-2
Harold Carmichael (WR) 1973-1
 Roger Carr (WR) 1976-2
Cris Carter (WR; 2) 1994, 99
 Pete Case (G) 1968-2
Dave Casper (TE; 3) 1976-1, 77, 78
 Rich Caster (TE) 1975-2
 Wes Chandler (WR) 1982
 Jamaal Charles (RB; 2) 2010, 13
 Raymond Chester (TE) 1970-2
 Todd Christensen (TE; 2) 1983, 85
 Jeff Christy (C) 1999
 Ryan Clady (T; 2) 2009, 12
 Dallas Clark (TE) 2009
 Dwight Clark (WR) 1982
 Ben Coates (TE; 2) 1994, 95
 Gary Collins (WR) 1969-2
 Jack Conklin (T) 2020
 Dalvin Cook (RB) 2020
 Marv Cook (TE) 1991
Jim Covert (T; 2) 1985, 86
 Charlie Cowan (T) 1973-2
 Roger Craig (RB) 1988
 Randy Cross (G) 1981
Larry Csonka (RB; 3) 1971-1, 72-2, 73-2
 Randall Cunningham (QB; 2) 1990, 98
 Bill Curry (C) 1971-2
 Isaac Curtis (WR; 3) 1974-2, 75-2, 76-2

D

Terrell Davis (RB; 3) 1996, 97, 98
Dermoniti Dawson (C; 5) 1994, 95, 96, 97, 98
 David DeCastro (G) 2017
Joe DeLamielleure (G; 6) 1975-1, 76-1, 77, 78, 79, 80
Eric Dickerson (RB; 5) 1983*, 84, 86, 87, 88
Dan Dierdorf (T; 5) 1974-2, 75-1, 76-1, 77, 78
 Stefon Diggs (WR) 2020
Tony Dorsett (RB) 1981

E

Henry Ellard (WR) 1988
 Ezekiel Elliott (RB; 2) 2016*, 17
 Boomer Esiason (QB) 1988

Jahri Evans (G; 3) 2009, 10, 11

F

Keith Fahnhorst (T) 1984
Alan Faneca (G; 5) 2001, 02, 04, 05, 06
Marshall Faulk (RB; 3) 1999, 2000, 01
Brett Favre (QB; 3) 1995, 96, 97
 Larry Fitzgerald (WR) 2008
 Ed Flanagan (C) 1970-2
 Chuck Foreman (RB; 3) 1974-2, 75-1, 76-2
 Adrian Foster (RB) 2010
 Barry Foster (RB) 1992
Dan Fouts (QB; 2) 1979, 82
 Bill Fralic (G) 1987
 Russ Francis (TE) 1976-2
 Travis Frederick (C; 2) 2014, 16
 Antonio Freeman (WR) 1998

G

Roman Gabriel (QB) 1969-2
 Rich Gannon (QB; 2) 2000, 02
 Antonio Gates (TE; 3) 2004, 05, 06
 Eddie George (RB) 2000
 John Gilliam (WR) 1973-2
 Gale Gillingham (G; 3) 1970-2, 71-2, 73-2
Tony Gonzalez (TE; 6) 1999, 2000, 01, 02, 03, 08
 Dick Gordon (WR) 1970-1
 Josh Gordon (WR) 2013
 Jimmy Graham (TE) 2013
 Leon Gray (T; 3) 1978, 79, 80
 Mel Gray (WR) 1975-1
 Roy Green (WR; 2) 1983, 84
Forrest Gregg (T) 1966
Bob Griese (QB; 2) 1971-1, 77
Russ Grimm (G; 4) 1983, 84, 85, 86
 Rob Gronkowski (TE; 5) 2011, 12, 14, 15, 17
 Jordan Gross (T) 2008
 Todd Gurley (RB; 2) 2017, 18

H

John Hadl (QB) 1973-1
John Hannah (G; 9) 1976-1, 78, 79, 80, 81, 82, 83, 84, 85
 Dennis Harrah (G) 1986
Franco Harris (RB; 3) 1975-2, 76-2, 77
Marvin Harrison (WR; 4) 1999, 2000, 02, 06
 Len Hauss (C; 2) 1972-2, 73-2
Bob Hayes (SE) 1966
 Derrick Henry (RB; 2) 2019, 20
Gene Hickerson (G; 3) 1968-1, 69-1, 70-1
 Jay Hilgenberg (C; 2) 1988, 89
 Calvin Hill (RB; 2) 1969-1r, 73-1
Winston Hill (T; 2) 1970-2, 72-2
 Priest Holmes (RB; 2) 2002, 03
 Torry Holt (WR) 2003
 DeAndre Hopkins (WR; 2) 2017, 18
 Kent Hull (C; 2) 1990, 91
Steve Hutchinson (G; 6) 2003, 05, 06, 07, 08, 09

I

Michael Irvin (WR) 1991
 Mike Iupati (G) 2012

J

Harold Jackson (WR; 2) 1972-2, 73-1
 Lamar Jackson (QB) 2019
 Keith Jackson (TE; 3) 1988*, 89, 90
 Joe Jacoby (T; 2) 1983, 84
Edgerrin James (RB) 1999*
 John Jefferson (WR; 2) 1979, 80
 Haywood Jeffires (WR) 1991
 Alfred Jenkins (WR) 1981
 Andre Johnson (WR; 2) 2008, 09
 Bob Johnson (C) 1975-2
Calvin Johnson (WR; 3) 2011, 12, 13
 Chad Johnson (WR; 2) 2005, 06
 Chris Johnson (RB) 2009
 David Johnson (WR) 2016
 Lane Johnson (T) 2017
 Larry Johnson (RB) 2006
 Ron Johnson (RB; 2) 1970-1, 72-2
 Bert Jones (QB) 1976-1
 Julio Jones (WR; 4) 2015, 16, 18, 19
Walter Jones (T; 5) 2002, 04, 05, 06, 07
 Maurice Jones-Drew (RB) 2011

K

Ryan Kalil (C; 2) 2013, 14
 Jason Kelce (C; 3) 2017, 18, 19
 Travis Kelce (TE; 3) 2016, 18, 20
Jim Kelly (QB) 1991
Leroy Kelly (RB; 4) 1966, 68-1, 69-2, 71-2
 Mike Kenn (T; 2) 1980, 81

George Kittle (TE) 2019

Jerry Kramer (G)

..... 1966
 Olin Kreutz (C; 2) 2005, 06
 Bob Kuechenberg (G) 1975-2
 George Kunz (T; 3) 1973-2, 75-2, 76-2
 Ted Kwalick (TE; 2) 1971-2, 72-2

L

Jim Lachey (T; 2) 1990, 91
 Daryle Lamonica (QB; 2) 1969-1, 72-2
 McArthur Lane (RB) 1970-2
Jim Langer (C; 4) 1974-1, 75-1, 76-1, 77
Steve Largent (WR; 2) 1985, 87
 Jamal Lewis (RB) 2003
 Matt Light (T) 2017
 Corey Linsley (C) 2020
 Louis Lipps (WR) 1985
Floyd Little (RB; 3) 1969-2, 70-2, 71-2
Larry Little (G; 6) 1971-1, 72-1, 73-1, 74-1, 75-1, 77
James Lofton (WR; 3) 1980, 81, 83
 Jake Long (T) 2010
 Marshawn Lynch (RB) 2012

M

Tom Mack (G; 6) 1969-2, 70-2, 71-2, 73-2, 74-1, 75-2
John Mackey (TE; 2) 1966, 68-1
 Patrick Mahomes (QB) 2018
 Nick Mangold (C; 2) 2009, 10
 Logan Mankins (G) 2007
Peyton Manning (QB; 7) 2003, 04, 05, 08, 09, 12, 13
 Bobby Maples (C; 2) 1974-2
Dan Marino (QB; 3) 1984, 85, 86
 Brandon Marshall (WR) 2012
Curtis Martin (RB; 2) 2001, 04
 Doug Martin (RB) 2015
 Zack Martin (G; 4) 2015, 16, 17, 18
 Evan Mathis (G) 2013
Bruce Matthews (G; 6) 1988, 90, 92, 93, 98, 2000
Kevin Mawae (C; 5) 2000, 01, 02, 04, 08
 Christian McCaffery (RB) 2019
 LeSean McCoy (RB; 2) 2011, 13
 Lawrence McCutcheon (RB) 1974-2
Randall McDaniel (G; 6) 1992, 93, 94, 95, 96, 98
 Reggie McKenzie (G; 2) 1973-1, 74-2
 Clifton McNeil (SE) 1968-1
 Freeman McNeil (RB) 1982
 Terry Metcalf (RB) 1975-2
Ron Mix (T) 1968-2
Art Monk (WR) 1984
Joe Montana (QB; 2) 1987, 88
 Herman Moore (WR; 2) 1995, 97
 Nat Moore (WR) 1977
 Rob Moore (WR) 1997
 Earl Morrall (QB) 1968-2
 Joe Morris (RB) 1986
Randy Moss (WR; 4) 1998*, 2000, 03, 07
 Howard Mudd (G) 1968-1
 Muhsin Muhammad (WR) 2014
Mike Munchak (G; 3) 1987, 89, 91
Anthony Muñoz (T; 9) 1981, 82, 83, 85, 86, 87, 88, 89, 90
 DeMarco Murray (RB) 2014

N

Tom Nalen (C) 2003
Joe Namath (QB; 2) 1968-1, 72-1
 Ralph Neely (T; 2) 1968-1, 69-2
 Quenton Nelson (G; 3) 2018*, 19, 20
 Tom Newberry (G; 2) 1988, 89
Ozzie Newsome (TE; 2) 1979, 84
 Cam Newton (QB) 2015
 Nate Newton (G; 2) 1994, 95
 Carl Nicks (G) 2011
 John Niland (G; 2) 1971-1, 72-2
 Jay Novacek (TE) 1992

O

Riley Odoms (TE; 2) 1973-2, 74-1
Jonathan Ogden (T; 5) 1997, 2000, 01, 02, 03
 Christian Okoye (RB) 1989
 Kelechi Osemele (G) 2016
Jim Otto (C; 2) 1968-2, 69-2
Terrell Owens (WR; 4) 2001, 02, 04, 07

P

Orlando Pace (T; 2) 1999, 2001
Walter Payton (RB; 6) 1976-1, 77, 78, 80, 84, 85
Drew Pearson (WR; 3) 1974-1, 76-1, 77
 Jason Peters (T) 2011
 Adrian Peterson (RB; 4) 2008, 09, 12, 15
 Carl Pickens (WR) 1996
 Maurkice Pouncey (C) 2011

ALL-NFL PLAYERS (1966-2020)

Marvin Powell (T; 3)..... 1979, 81, 82
R
 Ryan Ramczyk (T)..... 2019
Jerry Rice (WR; 10)..... 1986, 87, 88, 89, 90, 92, 93, 94, 95, 96
 Willie Richardson (FL)..... 1968-2
John Riggins (RB)..... 1983
 Andre Rison (WR)..... 1990
Willie Roaf (T; 6)..... 1994, 95, 96, 2000, 03, 04
 Paul Robinson (RB)..... 1968-2
 Aaron Rodgers (QB; 3)..... 2011, 14, 20
 Michael Roos (T)..... 2008
 Matt Ryan (QB)..... 2016

S
Barry Sanders (RB; 7)..... 1989*, 90, 91, 94, 95, 96, 97
Charlie Sanders (TE; 2)..... 1970-1, 71-1
 Jeff Saturday (C)..... 2007
 George Sauer (SE)..... 1968-2
Gale Sayers (RB; 3)..... 1966, 68-1, 69-1
 Mitchell Schwartz (T)..... 2018
Shannon Sharpe (TE; 4)..... 1993, 96, 97, 98
 Sterling Sharpe (WR; 3)..... 1989, 92, 93
Art Shell (T; 3)..... 1974-1, 75-2, 77
Will Shields (G; 2)..... 2002, 03
O.J. Simpson (RB; 5)..... 1972-1, 73-1, 74-1, 75-1, 76-1
 Billy Sims (RB)..... 1981
 Brian Sipe (QB)..... 1980
 Josh Sitton (C)..... 2014
Emmitt Smith (RB; 4)..... 1992, 93, 94, 95
 Jerry Smith (TE)..... 1969-1
 Steve Smith (WR)..... 2005
 Tyron Smith (T; 3)..... 2014, 15, 16
 Chris Snee (G; 2)..... 2008, 10
Ken Stabler (QB; 2)..... 1974-1, 76-2
 Joe Staley (T)..... 2013
 Ronnie Stanley (T)..... 2019
 John Stallworth (WR)..... 1979
Bart Starr (QB)..... 1966
Roger Staubach (QB)..... 1971-2
Dwight Stephenson (C; 5)..... 1983, 84, 85, 86, 87
 Pat Studstill (FL)..... 1966
 John Sullivan (C)..... 2012
Lynn Swann (WR; 2)..... 1975-1, 78
 Dave Szott (G)..... 1997

T
Fran Tarkenton (QB; 3)..... 1970-2, 73-2, 75-1
 Joe Theismann (QB)..... 1983
 Joe Thomas (T; 7)..... 2009, 10, 11, 13, 14, 15, 16
 Michael Thomas (WR; 2)..... 2018, 19
Thurman Thomas (RB; 2)..... 1990, 91
Mick Tingelhoff (C; 4)..... 1966, 68-1, 69-1, 70-1
LaDainian Tomlinson (RB; 2)..... 2006, 07
 Al Toon (WR)..... 1986
 Bob Trumpy (TE)..... 1969-2
 Bob Tucker (TE)..... 1972-1
 Michael Turner (RB)..... 2008
 Jim Tyrer (T; 3)..... 1969-1, 70-1, 71-2

U
Gene Upshaw (G; 7)..... 1968-2, 69-1, 70-1, 72-1, 74-2, 76-2, 77
V
 Bruce Van Dyke (G)..... 1972-2
 Louis Vasquez (G)..... 2013
 Bob Vogel (T)..... 1968-1

W
 Wesley Walker (WR)..... 1978
 Steve Wallace (T)..... 1992
 Paul Warfield (WR; 3)..... 1969-2, 71-1, 73-2
Kurt Warner (QB; 2)..... 1999, 2001
 Gene Washington (WR; 3)..... 1970-1, 71-2, 72-1
 Brian Waters (G)..... 2004
 Reggie Wayne (WR)..... 2010
 Richmond Webb (T)..... 1994
Mike Webster (C; 5)..... 1978, 79, 80, 81, 82
 Wes Welker (WR; 2)..... 2009, 11
 Brian Westbrook (RB)..... 2007
 Charles White (RB)..... 1987
 Ed White (G)..... 1976-2
 Roddy White (WR)..... 2010
 Andrew Whitworth (T)..... 2017
 Doug Wilkerson (G)..... 1982
 Erik Williams (T)..... 1993
 Ricky Williams (RB)..... 2002
Kellen Winslow (TE; 3)..... 1980, 81, 82
 Steve Wisniewski (G; 4)..... 1990, 91, 92, 93
 Jason Witten (TE; 2)..... 2007, 10
 John Wooten (G)..... 1966
Rayfield Wright (T; 5)..... 1971-1, 72-1, 73-1, 74-2, 76-2

Y
 Marshal Yanda (G; 4)..... 2012, 14, 15, 19
Ron Yary (T; 7)..... 1970-2, 71-1, 72-2, 73-1, 74-1, 75-1, 76-1
 Charlie Young (TE; 3)..... 1973-1r, 74-2, 75-1
Steve Young (QB; 3)..... 1992, 93, 94
Z
Gary Zimmerman (T; 4)..... 1987, 88, 89, 96

DEFENSE (341)

A
 John Abraham (DE; 2)..... 2001, 08
 Jamal Adams (S)..... 2019
 Sam Adams (DT)..... 2001
Herb Adderley (CB; 2)..... 1966, 69-2
 Jared Allen (DE; 3)..... 2007, 09, 11
 Lyle Alzado (DE)..... 1977
 Dick Anderson (SS/S; 3)..... 1972-1 (S), 73-1, 74-2
 Jesse Armistead (OLB)..... 1997
 Nnamdi Asomugha (CB)..... 2008
 Geno Atkins (DT; 2)..... 2012, 15
Steve Atwater (S; 2)..... 1991, 92

B
 Coy Bacon (DE; 2)..... 1972-2, 76-2
Champ Bailey (CB; 3)..... 2004, 05, 06
 Al Baker (DE)..... 1978*
 Jerry Ball (DT)..... 1991
 Carl Banks (OLB)..... 1987
 Chip Banks (OLB)..... 1983
 Gary Barbaro (S)..... 1981
 Ronde Barber (CB)..... 2001
Lem Barner (CB; 3)..... 1968-1, 69-1, 73-2
 Vic Beasley (OLB)..... 2016
Bobby Bell (OLB; 3)..... 1969-1, 70-1, 71-2
 Cornelius Bennett (OLB)..... 1988
 Bill Bergey (MLB; 3)..... 1974-1, 76-2, 77
 Eric Berry (S; 3)..... 2013, 15, 16
 Doug Betters (DE)..... 1983
 Verlon Biggs (DE)..... 1972-2
Mel Blount (CB; 2)..... 1975-1, 81
 Bobby Boyd (CB; 2)..... 1966, 68-1
 Bill Bradley (S/FS; 3)..... 1971-1, 72-1, 73-2 (FS)
Robert Brazile (OLB; 4)..... 1976-1, 78, 79, 80
 Lance Briggs (OLB)..... 2005
Derrick Brooks (OLB; 4)..... 1999, 2000, 02, 04
 Larry Brooks (DT)..... 1977
 Chad Brown (OLB; 2)..... 1996, 98
 Jerome Brown (DT)..... 1991
 Mike Brown (CB)..... 1971-1
Willie Brown (CB; 5)..... 1968-2, 69-1, 70-1, 72-1, 73-1
 Joey Browner (S; 3)..... 1987, 88, 90
 Bobby Bryant (CB)..... 1975-2
Buck Buchanan (DT)..... 1968-2
 Willie Buchanon (CB)..... 1978
 DeForest Buckner (DT)..... 2020
 Keith Bulluck (OLB)..... 2003

Nick Buoniconti (MLB)..... 1972-2
Dick Butkus (MLB; 5)..... 1968-1, 69-1, 70-1, 71-2, 72-1
 LeRoy Butler (S; 4)..... 1993, 96, 97, 98
 Kevin Byard (S)..... 2017
C
 Calais Campbell (DE)..... 2017
 Kevin Carter (DE)..... 1999
 Michael Carter (NT)..... 1987
 Tom Casanova (S)..... 1976-2
 Wally Chambers (DT; 2)..... 1975-2, 76-1
 Deron Cherry (S)..... 1988
 Ray Childress (DT; 2)..... 1990, 92
 Jadeveon Clowney (DE)..... 2016
 Rod Coleman (DT)..... 2005
 Landon Collins (S)..... 2016
 Shane Conlan (ILB)..... 1988
 Fletcher Cox (DT; 2)..... 2017, 18
 Antonio Cromartie (CB)..... 2007
 Nolan Cromwell (FS/S; 3)..... 1980, 81 (S), 82
Curley Culp (DT; 2)..... 1971-2, 75-1
 Mike Curtis (OLB)..... 1968-1

D
 Thom Darden (S/FS; 2)..... 1976-2 (S), 78 (FS)
 Marcell Dareus (DT)..... 2014
 Lavonte David (OLB)..... 2013
 Eric Davis (CB)..... 1995
Willie Davis (DE)..... 1966
Brian Dawkins (S; 3)..... 2001, 02, 04
 Fred Dean (DE)..... 1981

Richard Dent (DE)..... 1985
 Hanford Dixon (CB; 2)..... 1986, 87
Chris Doleman (DE; 2)..... 1989, 92
 Aaron Donald (DT; 6)..... 2015, 16, 17, 18, 19, 20
 Hugh Douglas (DE)..... 2000
 Michael Downs (FS)..... 1984
 Dave Duerson (S)..... 1986
 Elvis Dumervil (OLB)..... 2009
 John Dutton (DE; 2)..... 1975-2, 76-2

E
Kenny Easley (SS/S; 3)..... 1983, 84, 85 (S)
 Joe Ehrmann (DT)..... 1976-2
 Cleveland Elam (DT)..... 1977
Carl Eller (DE; 5)..... 1968-1, 69-1, 70-1, 71-1, 73-2
 John Elliott (DT; 2)..... 1969-2, 70-2
 Ken Ellis (CB; 2)..... 1972-2, 73-2
 Doug English (DT)..... 1983

F
 James Farrior (ILB)..... 2004
 Gary Fencik (SS)..... 1979
 Cortland Finnegan (CB)..... 2008
 Minkah Fitzpatrick (S; 2)..... 2019, 20
 Dwight Freeney (DE; 3)..... 2004, 05, 09
 David Fulcher (S)..... 1989
 Kyle Fuller (CB)..... 2018

G
 Myles Garrett (DE)..... 2020
 Mark Gastineau (DE; 2)..... 1982, 84
 Jason Gildon (OLB)..... 2001
 Stephon Gilmore (CB; 2)..... 2018, 19
 La'Roi Glover (DT; 2)..... 2000, 02
 Randy Gradishar (MLB; 2)..... 1978, 79
 Jerry Gray (CB)..... 1989
 Dave Grayson (S; 2)..... 1969-1, 70-2
 Cornell Green (CB)..... 1968-2

Darrell Green (CB)..... 1991
 Gary Green (CB)..... 1983
 Hugh Green (OLB)..... 1982
Joe Greene (DT; 6)..... 1971-2, 72-1, 73-1, 74-1, 75-2, 79
Kevin Greene (OLB; 2)..... 1994, 96
 Tony Greene (FS)..... 1974-1
 L.C. Greenwood (DE; 2)..... 1974-1, 75-1
 Jack Gregory (DE)..... 1972-1

H
Charles Haley (OLB/DE; 2)..... 1990 (OLB), 94 (DE)
Jack Ham (OLB; 8)..... 1972-2, 73-2, 74-1, 75-1, 76-1, 77, 78, 79
Dan Hampton (DT)..... 1982
Chris Hanburger (OLB; 4)..... 1972-2, 73-2, 74-2, 75-2
 Merton Hanks (S)..... 1995
 Cedrick Hardman (DE)..... 1971-2
Cliff Harris (S/FS; 4)..... 1975-2 (S), 76-1 (S), 77 (FS), 78 (FS)
 Tim Harris (OLB)..... 1989
 Damon Harrison (DT)..... 2016
 James Harrison (OLB; 2)..... 2008, 10
 Rodney Harrison (S)..... 1998
 Tommy Hart (DE)..... 1976-1
 Lester Hayes (CB; 2)..... 1980, 84
Mark Hayes (CB)..... 1982
 Mike Hayes (CB; 4)..... 1976-2, 78, 84, 85
 Albert Haynesworth (DT; 2)..... 2007, 08

Ted Hendricks (OLB; 4)..... 1971-1, 74-1, 76-2, 80
 Trey Hendrickson (DE)..... 2020
 Cameron Heyward (DT)..... 2019
 Wes Hopkins (S)..... 1985
 Justin Houston (OLB)..... 2014
Ken Houston (S/SS; 6)..... 1971-2, 72-2, 73-2 (SS), 74-1 (SS), 75-1, 76-1
 Xavien Howard (CB)..... 2020
 Chuck Howley (OLB; 5)..... 1966, 68-2, 69-2, 70-1, 71-2
Claude Humphrey (DE; 4)..... 1971-2, 72-1, 73-1, 74-2
 Danielle Hunter (DE; 2)..... 2018, 19

I
 LeRoy Irvin (CB)..... 1986
J
 Eddie Jackson (S)..... 2018
 Monte Jackson (CB; 2)..... 1976-1, 77
 Rich Jackson (DE; 2)..... 1969-2, 70-1
Rickey Jackson (OLB)..... 1992
 Tom Jackson (OLB)..... 1977
 Derwin James (S)..... 2018*
 Robert James (CB)..... 1974-1
 Kris Jenkins (DT)..... 2003
 Gary Johnson (DT; 2)..... 1980, 81
Jim Johnson (CB; 4)..... 1969-2, 70-1, 71-1, 72-1
 Pepper Johnson (ILB)..... 1990
 Chandler Jones (OLB; 2)..... 2017, 19
David Jones (DE; 4)..... 1966, 68-1, 69-1, 70-2

ALL-NFL PLAYERS (1966-2020)

Henry Jones (S)	1992
Rulon Jones (DE)	1986
Cameron Jordan (DE; 2)	2017, 19
Lee Roy Jordan (MLB)	1973-1
Jonathan Joseph (CB)	2011
Seth Joyner (OLB; 2)	1991, 93
Cato June (OLB)	2005
E.J. Junior (ILB)	1984
K	
Jevon Kearse (DE)	1999*
Louis Kelcher (DT)	1978
Cortez Kennedy (DT; 2)	1992, 93
Patrick Kerney (DE)	2007
Levon Kirkland (MLB)	1997
Joe Klecko (DE/NT; 2)	1981 (DE), 85 (NT)
Paul Krause (S)	1975-1
Tim Krumrie (NT)	1988
Luke Kuechly (MLB/ILB; 3)	2013 (ILB), 14, 15
L	
Carnell Lake (S; 2)	1997, 99
Jack Lambert (MLB; 6)	1975-1, 76-1, 80, 81, 82, 83
Willie Lanier (MLB; 5)	1970-2, 71-1, 73-2, 74-2, 75-2
Ty Law (S; 2)	1998, 2003
Rolland Lawrence (CB)	1977
Dick LeBeau (CB)	1970-2
Carl Lee (CB)	1988
Albert Lewis (CB; 2)	1989, 90
Mo Lewis (OLB)	1998
Ray Lewis (ILB/MLB; 4)	1999, 2000, 03 (MLB), 08
Bob Lilly (DT; 6)	1966, 68-1, 69-1, 70-2, 71-1, 72-2
Leonard Little (DE)	2003
Greg Lloyd (OLB; 3)	1993, 94, 95
Carl Lockhart (S)	1970-2
Jerry Logan (S)	1968-2
Howie Long (DE; 3)	1983, 84, 85
Ronnie Lott (S/CB; 7)	1981 (CB)*, 83 (CB), 86, 87, 89, 90, 91
John Lynch (S/3)	1999, 2000, 01
M	
Khalil Mack (OLB/DE; 5)	2015 (DE & OLB), 16 (DE), 18, 20
Sam Madison (CB; 2)	1999, 2001
Dexter Manley (DE)	1986
Jim Marsalis (CB)	1970-2
Wilber Marshall (OLB; 2)	1986, 92
Harvey Martin (DE)	1977
Rod Martin (OLB)	1984
Tyrann Mathieu (S; 2)	2015, 20
Rashean Mathis (CB)	2006
Robert Mathis (OLB)	2013
Clay Matthews (OLB)	2010
Jerrod Mayo (ILB)	2010
Chris McAlister (CB)	2003
Gerald McCoy (DT)	2013
Chester McGlockton (DT; 2)	1994, 95
Steve McMichael (DT; 2)	1986, 87
Audray McMillian (CB)	1992
Eddie Meador (S; 2)	1968-2, 69-2
Karl Mecklenburg (ILB; 3)	1985, 86, 89
John Mendenhall (DT)	1974-2
Shawne Merriman (OLB)	2006
Keith Millard (DT; 2)	1988, 89
Fred Miller (DT)	1968-2
Jamir Miller (OLB)	2001
Von Miller (OLB; 6)	2012, 14, 15, 16, 17, 18
Sam Mills (ILB; 3)	1991, 92, 96
Frank Minnifield (CB; 2)	1987, 88
John Mobley (OLB)	1997
Mark Murphy (FS)	1983
N	
Paul Naumoff (OLB)	1970-2
Haloti Ngata (DT; 3)	2009, 10, 11
Hardy Nickerson (ILB)	1993
Ray Nitschke (MLB; 2)	1966, 69-2
Tommy Nobis (MLB)	1968-2
Josh Norman (CB)	2015
O	
Merlin Olsen (DT; 5)	1966, 68-1, 69-1, 70-1, 74-2
Gus Otto (OLB)	1970-2
P	
Alan Page (DT; 8)	1969-2, 70-1, 71-1, 72-2, 73-1, 74-1, 75-1, 76-2
Lemar Parrish (CB; 3)	1974-2, 79, 80
Bryce Paup (OLB)	1995
Julius Peppers (DE; 3)	2004, 06, 10
Michael Dean Perry (DT; 2)	1989, 90
Marcus Peters (CB)	2016
Julian Peterson (OLB)	2003
Patrick Peterson (CB; 2)	2013, 15

Gerry Philbin (DE; 2)	1968-2, 69-2
Jason Pierre-Paul (DE)	2011
Troy Polamalu (S; 4)	2005, 08, 10, 11
Joey Porter (OLB)	2002
Q	
Robert Quinn (DE)	2013
R	
Jalen Ramsey (CB; 2)	2017, 20
John Randle (DT; 6)	1993, 94, 95, 96, 97, 98
Ed Reed (S; 6)	2003, 04, 06, 07, 08, 10
Mike Reid (DT; 2)	1972-1, 73-2
Mike Reinfeldt (FS)	1979
Mel Renfro (CB/S; 4)	1969-2 (S), 71-2, 72-2, 73-1
Darrelle Revis (CB; 4)	2009, 10, 11, 14
Xavier Rhodes (CB)	2017
Simeon Rice (DE)	2002
Ken Riley (CB; 2)	1975-2, 76-2
Isiah Robertson (OLB; 4)	1973-1, 74-2, 75-2, 76-2
Dave Robinson (OLB; 2)	1968-2, 69-2
Eugene Robinson (S)	1993
Jerry Robinson (OLB)	1981
Johnny Robinson (S)	1970-1
Samari Rolle (CB)	2000
Andy Russell (OLB; 2)	1972-2, 75-1
Darrell Russell (DE; 2)	1998, 99
S	
Asante Samuel (CB; 2)	2007, 10
Bob Sanders (S)	2007
Deion Sanders (CB; 6)	1991, 93, 94, 96, 97, 98
Warren Sapp (DT; 4)	1999, 2000, 01, 02
Jake Scott (S/FS; 4)	1971-2, 72-2, 73-1 (FS), 75-2
Junior Seau (ILB/OLB; 6)	1992, 93, 94, 95, 98, 2000 (OLB)
Lee Roy Selmon (DE; 3)	1979, 80, 82
Richard Seymour (DT; 3)	2003, 04, 05
Darren Sharper (S; 3)	2000, 05, 09
Donnie Shell (SS; 2)	1980, 82
Lito Sheppard (CB)	2004
Jerry Sherk (DT)	1976-1
Richard Sherman (CB; 3)	2012, 13, 14
Clyde Simmons (DE)	1991
Mike Singletary (ILB; 6)	1984, 85, 86, 87, 88, 89
Al Smith (ILB)	1991
Aldon Smith (OLB)	2012
Bruce Smith (DE; 8)	1987, 88, 90, 93, 94, 95, 96, 97
Bubba Smith (DE; 3)	1968-2, 70-2, 71-1
Harrison Smith (S)	2017
Justin Smith (DT)	2011
Neil Smith (DE)	1983
Paul Smith (DT)	1973-2
Chris Spellman (ILB)	1994
Takeo Spikes (OLB)	2004
Bill Stanfill (DE; 2)	1973-1, 74-2
Art Still (DE)	1980
Michael Strahan (DE; 4)	1997, 98, 2001, 03
Dana Stubblefield (DT)	1997
Terrell Suggs (OLB)	2011
Ndamukong Suh (DT; 3)	2010*, 13, 14
Patrick Surtain (CB)	2002
Pat Swilling (OLB)	1991
T	
Aqib Talib (CB)	2016
Jack Tatum (FS)	1974-2
Bobby Taylor (CB)	2002
Jason Taylor (DE; 3)	2000, 02, 06
Lawrence Taylor (OLB; 8)	1981*, 82, 83, 84, 85, 86, 88, 89
Adalius Thomas (OLB)	2006
Derrick Thomas (OLB)	1990
Earl Thomas (S)	2012
Ermitt Thomas (CB; 2)	1971-2, 74-1
Eric Thomas (S; 2)	2013, 14
Charles Tillman (CB)	2012
Andre Tippett (OLB; 2)	1985, 87
Justin Tuck (DE; 2)	2008, 10
Eric Turner (S)	1994
U	
Osi Umenyiora (DE)	2005
Brian Urlacher (ILB/MLB; 4)	2001 (ILB), 02 (ILB), 05 (MLB), 06 (MLB)
V	
Nathan Vasher (CB)	2005
Rick Volk (S; 2)	1968-1, 71-1
Mike Vrabel (OLB)	2007
W	
Bobby Wagner (MLB; 4)	2016, 17, 18, 19
Cameron Wake (DE)	2012
Wayne Walker (OLB)	1966
Emerson Walls (CB; 2)	1982, 85

DeMarcus Ware (OLB; 4)	2007, 08, 09, 11
Fred Warner (MLB)	2020
Charlie Waters (SS; 2)	1977, 78
J.J. Watt (DE; 5)	2012, 13, 14, 15, 18
T.J. Watt (OLB; 2)	2019, 20
George Webster (OLB; 2)	1968-1, 69-1
Eric Weddle (S; 3)	2011, 12, 14
Roger Wehrli (CB; 3)	1974-2, 75-1, 76-1
Dwight White (DE)	1975-2
Randy White (DT; 7)	1978, 79, 80, 81, 82, 83, 84
Reggie White (DE/DT; 9)	1986 (DT), 87, 88, 89, 90, 91, 92, 95, 98
Tre Davious White (CB)	2019
Dave Wilcox (OLB; 3)	1971-1, 72-1, 73-1
Vince Wilfork (DT)	2012
Aeneas Williams (CB; 4)	1995, 96, 97, 2001
Alfred Williams (DE)	1986
Jamal Williams (DT)	2006
Kevin Williams (DE; 5)	2004, 06, 07, 08, 09
Mario Williams (DT)	2014
Roy Williams (S)	2003
Patrick Willis (ILB/MLB; 4)	2007 (MLB)*, 09, 11, 12
Adrian Wilson (S; 2)	2006, 09
Larry Wilson (S; 4)	1966, 68-1, 69-1, 70-1
Willie Wood (S)	1966
Charles Woodson (CB; 2)	1999, 2009
Darren Woodson (S; 3)	1994, 95, 96
Rod Woodson (CB/S; 5)	1990, 92, 93, 94, 2002 (S)
Louis Wright (CB; 2)	1978, 79
Y	
Bryant Young (DT)	1996
Fredd Young (ILB)	1987
Jack Youngblood (DE; 6)	1973-2, 74-1, 75-1, 76-1, 78, 79

SPECIAL TEAMS (151)

A	
Jamal Agnew (PR)	2017*
David Akers (PK; 2)	2001, 11
Morten Andersen (PK; 5)	1985, 86, 87, 92, 95
Gary Anderson (PK)	1998
Jim Arnold (P)	1987
Brendon Ayanbadejo (ST; 2)	2006, 08
B	
Jake Bailey (P)	2020
Budda Baker (ST)	2017*
Jim Bakken (PK; 2)	1975-1, 76-1
Alex Banister (ST)	2003
Bryan Barker (P)	1997
Michael Bates (KR/ST; 4)	1996 (KR), 97 (KR), 99 (ST), 2000 (ST)
Darren Bennett (P; 2)	1995r, 2000
Mitch Berger (P)	1999
Justin Bethel (ST; 2)	2013, 15
Rob Bironas (PK)	2007
Cary Blanchard (PK)	1996
George Blanda (PK)	1970-2
Ron Brown (KR)	1985
Tim Brown (KR)	1988
Troy Brown (PR)	2001
C	
Rich Camarillo (P; 2)	1983, 92
Dave Chapple (P)	1972-2
Neil Clabo (P)	1975-2
Tarik Cohen (PR)	2018
Pharoh Cooper (KR)	2017
Frank Corral (PK)	1978*
Josh Cribbs (KR; 2)	2007, 09
Billy Cundiff (PK)	2010
D	
Michael Dickson (P)	2018*
Eddie Drummond (PR)	2004
E	
Bobby Joe Edmonds (PR)	1986r
F	
Terry Fair (KR)	1998*
Toni Fritsch (PK)	1979
G	
Chris Gardocki (P)	1996
Dennis Gentry (KR; 2)	1986, 87
Roy Gerela (PK; 3)	1972-2, 73-2, 74-2
Jeff Gossett (P)	1991
Stephen Gostkowski (PK; 2)	2008, 15
Robbie Gould (PK)	2006
Mel Gray (KR/PR; 3)	1987 (PR), 90, 94
Bob Grupp (P)	1979
Ray Guy (P; 6)	1973-1, 74-1, 75-1, 76-1, 77, 78

ALL-NFL PLAYERS (1966-2020)

H			
Ali Haji-Sheikh (PK)	1983*		
Az-Zahir Hakim (PR)	2000		
Dante Hall (KR/PR; 2)	2003 (KR & PR)		
Deonte Harris (PR)	2019*		
Dale Hatcher (P)	1985*		
Johnny Hekker (P; 4)	2013, 15, 16, 17		
Craig Hentrich (P)	1988		
Efren Herrera (PK; 2)	1976-2, 77		
Devin Hester (PR; 3)	2006*, 07, 10		
Johnnie Lee Higgins (PR)	2008		
Tyreek Hill (PR)	2016*		
Mike Horan (P)	1988		
Tony Horne (KR)	1999		
Desmond Howard (PR)	1996		
Tyrone Hughes (KR)	1993*		
Bobby Humphery (KR)	1984r		
I			
LeRoy Irvin (PR; 2)	1981, 82		
Horace Ivory (KR)	1980		
Larry Izzo (ST)	2004		
J			
DeSean Jackson (PR)	2009		
Jeff Jaeger (PK)	1991		
John James (P)	1976-2		
Dave Jennings (P; 2)	1980, 82		
Travis Jervey (ST)	1997		
Billy Johnson (PR)	1977, 83		
Norm Johnson (PK; 2)	1984, 93		
Adam Jones (KR)	2014		
Jacoby Jones (KR)	2012		
K			
Nate Kaeding (PK)	2009		
Brett Kern (P)	2019		
Curt Knight (PK)	1971-2		
L			
Sean Landeta (P; 3)	1986, 89, 90		
Shane Lechler (P; 5)	2003, 04, 08, 09, 10		
Andy Lee (P; 3)	2007, 11, 12		
David Lee (P; 2)	1969-1, 70-2		
Dave Lewis (P; 2)	1970-1r, 71-2		
Michael Lewis (KR)	2002		
Louis Lipps (PR)	1984r		
Billy Lothridge (P)	1968-1		
Nick Lowery (PK)	1990		
M			
Daniel Manning (KR)	2008		
Chester Marcol (PK; 2)	1972-1r, 74-1		
Olindo Mare (PK)	1999		
Kelvin Martin (PR)	1992		
Derrick Mason (KR)	2000		
Jerome Mathis (KR)	2005*		
Fred McAfee (ST)	2002		
Pat McAfee (P)	2014		
Dexter McCluster (PR)	2013		
Terrence McGee (KR)	2004		
Pat McInally (P)	1981		
Leodis McKelvin (PR)	2012		
Joe McKnight (KR)	2011		
Dave Meggett (PK; 2)	1989r, 90		
Eric Metcalf (PR)	1993		
Justin Miller (KR)	2006		
Brian Mitchell (PR/KR; 2)	1994 (PR), 95 (KR)		
Greg Montgomery (P)	1993		
Brian Moorman (P; 2)	2005, 06		
Mark Moseley (PK)	1982		
Santana Moss (PR)	2002		
Eddie Murray (PK)	1989		
N			
Mike Nelms (KR; 2)	1981, 82		
Scott Norwood (PK)	1988		
O			
George Odum (ST)	2020		
Gunner Olszewski (PR)	2020		
Kassim Osgood (ST; 2)	2007, 09		
P			
Cordarrelle Patterson (KR; 5)	2013*, 15, 16, 19, 20		
Patrick Peterson (PR)	2011*		
Adrian Phillips (ST)	2018		
Roell Preston (KR)	1988		
R			
Neil Rackers (PK)	2005		
Antwaan Randle El (PR)	2005		
Fuad Revez (PK)	1994		
Andre Roberts (KR)	2018		
Reggie Roby (P; 2)	1984, 94		
Charlie Rogers (PR)	1999*		
S			
Deion Sanders (KR/PR; 2)	1992 (KR), 98 (PR)		
Todd Sauerbrun (P; 2)	2001, 02		
Jim Schwantz (ST)	1996		
Rafael Septien (PK; 2)	1980, 81		
Matthew Slater (ST; 5)	2011, 12, 14, 16, 19		
J.T. Smith (PR)	1979		
Steve Smith (KR)	2001*		
Darren Sproles (PR; 2)	2014, 15		
Jan Stenerud (PK; 3)	1968-2, 69-2, 70-1		
Matt Stover (PK)	2000		
Pete Stoyanovich (PK)	1997		
T			
Steve Tasker (ST; 4)	1992, 93, 94, 95		
John Taylor (PR)	1988		
Bennie Thompson (ST)	1998		
Justin Tucker (PK; 5)	2013, 16, 18, 19, 20		
Jim Turner (PK)	1968-1, 69-1		
David Tyree (ST)	2005		
U			
Rick Upchurch (KR; 2)	1978, 79		
V			
Billy Van Heusen (P)	1974-2		
Mike Vanderjagt (PK)	2003		
Adam Vinatieri (PK; 3)	2002, 04, 14		
W			
Fulton Walker (KR)	1983		
Blair Walsh (PK)	2012*		
Leon Washington (KR)	2010		
Eric Weems (ST)	2010		
Larry Whigham (ST)	2001		
Ron Widby (P)	1969-2		
Jerrel Wilson (P; 4)	1968-2, 71-1, 72-1, 73-2		
Rod Woodson (KR)	1989		
Y			
Garo Yepremian (PK; 2)	1971-1, 73-1		
Z			
Greg Zuerlein (PK)	2017		

Players selected at multiple positions: Most-selected position listed first; years selected at second position marked. If the selections are equal, all years are marked with the position.

-1, -2: PFWA selected first and second teams from 1968-76
 *: Player selected to PFWA All-Rookie Team in same season
 r: Rookies selected to PFWA All-NFL Teams (1966-73) and rookies who were not selected to PFWA All-Rookie Teams (1974-2020)

Bold: Pro Football Hall of Fame inductee

MOST PFWA FIRST TEAM ALL-NFL PLAYERS BY TEAM (1966-2020)

NFL Team	Offense	Defense	Special	Total
Dallas	43	36	6	85
Pittsburgh	30	49	3	82
Minnesota	38	37	6	81
L.A. Rams	26	32	13	71
San Francisco	35	30	6	71
Las Vegas	23	25	15	63
Kansas City	28	20	12	60
Chicago	17	30	12	59
New England	26	15	16	57
Philadelphia	19	26	4	49
Tennessee	22	18	7	47
Denver	15	24	4	45
Miami	26	14	4	44
Green Bay	22	16	5	43
Indianapolis	22	14	7	43
Buffalo	15	18	9	42
N.Y. Giants	8	23	9	40
L.A. Chargers	16	17	6	39
Baltimore	12	16	10	38
Cleveland	22	12	3	37
Arizona	11	17	8	36
Seattle	11	19	6	36
Detroit	17	10	7	34
N.Y. Jets	16	10	8	34
New Orleans	14	10	9	33
Washington	14	10	6	30
Atlanta	13	8	6	27
Carolina	7	9	7	23
Cincinnati	15	5	3	23
Tampa Bay	1	20	0	21
Houston	6	6	1	13
Jacksonville	4	5	1	10

The PFWA selected a first and second All-NFL team from 1968-76. Second-team players not included in above totals. Most selections by unit in **bold**.

ROOKIES SELECTED TO PFWA FIRST TEAM ALL-NFL (1966-2020)

Selected to All-NFL First Team (prior to start of All-Rookie Team in 1974; 5)

1969 - RB Calvin Hill
 1970 - P Dave Lewis
 1971 - RB John Brockington
 1972 - PK Chester Marcol
 1973 - TE Charle Young

Selected to All-Rookie and All-NFL Teams (1974-present; 36)

1978 (3) - DE Al Baker, **RB Earl Campbell**, PK Frank Corral
 1979 (2) - RB Ottis Anderson, P Bob Grupp
 1981 (2) - CB **Ronnie Lott**, DLB **Lawrence Taylor**
 1982 - RB **Marcus Allen**
 1983 (2) - RB **Eric Dickerson**, PK Ali Haji-Sheikh
 1985 - P Dale Hatcher
 1988 - TE Keith Jackson
 1989 - RB **Barry Sanders**
 1993 (2) - RB **Jerome Bettis**, KR Tyrone Hughes
 1998 (2) - KR Terry Fair, WR **Randy Moss**
 1999 (3) - RB **Edgerrin James**, DE Jevon Kearse, PR Charlie Rogers
 2001 - KR Steve Smith
 2005 - KR Jerome Mathis
 2006 - PR Devin Hester
 2007 - MLB Patrick Willis
 2010 - DT Ndamukong Suh
 2011 - PR Patrick Peterson
 2012 - PK Blair Walsh
 2013 - KR Cordarrelle Patterson
 2016 (2) - RB Ezekiel Elliott, PR Tyreek Hill
 2017 (2) - PR Jamal Agnew, ST Budda Baker
 2018 (3) - P Michael Dickson, S Derwin James, G Quenton Nelson
 2019 - PR Deonte Harris

Selected to All-NFL Teams (and not selected to All-Rookie Teams; 1974-present; 5)

1984 - KR Bobby Humphery, PR Louis Lipps
 1986 - PR Bobby Joe Edmonds
 1989 - PR Dave Meggett
 1995 - P Darren Bennett

Bold: Pro Football Hall of Fame inductee

ALL-NFL RECORDS (1966-2020)

OFFENSE

Most PFWA First Team All-NFL Honors

10 - Jerry Rice WR
 9 - John Hannah G
 9 - Anthony Muñoz T
 7 - Peyton Manning QB
 7 - Barry Sanders RB
 7 - Joe Thomas T
 6 - Gene Upshaw G
 6 - Larry Allen G
 6 - Joe DeLamielleure G
 6 - Tony Gonzalez TE
 6 - Steve Hutchinson G
 6 - Larry Little G
 6 - Bruce Matthews G
 6 - Randall McDaniel G
 6 - Walter Payton RB
 6 - Willie Roaf T
 5 - Bob Brown T
 5 - Dermontti Dawson C
 5 - Eric Dickerson RB
 5 - Alan Faneca G
 5 - Rob Gronkowski TE (active)
 5 - Walter Jones T
 5 - Kevin Mawae C
 5 - Jonathan Ogden T
 5 - O.J. Simpson RB
 5 - Dwight Stephenson C
 5 - Mike Webster C
 5 - Rayfield Wright T

Most PFWA First Team All-NFL Selections By Position

QB - 7 Peyton Manning
 RB - 7 Barry Sanders
 WR - 10 Jerry Rice
 TE - 6 Tony Gonzalez
 C - 5 Dermontti Dawson, Kevin Mawae,
 Dwight Stephenson, Mike Webster
 G - 9 John Hannah
 T - 9 Anthony Muñoz

Most Consecutive First Team PFWA All-NFL Selections

8 - John Hannah G 1978-85
 6 - Larry Allen G/T 1996-2001
 6 - Joe DeLamielleure G 1975-80
 6 - Anthony Muñoz T 1985-90
 5 - Dermontti Dawson C 1994-98
 5 - Tony Gonzalez TE 1999-2003
 5 - Steve Hutchinson G 2005-09
 5 - Larry Little G 1971-75
 5 - Randall McDaniel G 1992-96
 5 (2x) - Jerry Rice WR 1986-90, 1992-96
 5 - O.J. Simpson RB 1972-76
 5 - Dwight Stephenson C 1983-87
 5 - Mike Webster C 1978-82

Most Consecutive First Team PFWA All-NFL Selections By Position

QB - 3 Dan Marino 1984-86, Steve Young 1992-94, Brett Favre 1995-97, Peyton Manning 2003-05
 RB - 5 O.J. Simpson 1972-76
 WR - 5 (2x) Jerry Rice 1986-89, 1992-96
 TE - 5 Tony Gonzalez 1999-2003
 C - 5 Mike Webster 1978-82, Dwight Stephenson 1983-87, Dermontti Dawson 1994-98
 G - 8 John Hannah 1978-85
 T - 6 Anthony Muñoz 1985-90

DEFENSE

Most PFWA First Team All-NFL Honors

9 - Reggie White DE 8/DT 1
 8 - Bruce Smith DE
 8 - Lawrence Taylor OLB
 7 - Ronnie Lott CB 2/S 5
 7 - Randy White DT
 6 - Aaron Donald DT (active)
 6 - Jack Ham OLB
 6 - Jack Lambert MLB
 6 - Von Miller OLB (active)
 6 - John Randle DT
 6 - Ed Reed S
 6 - Deion Sanders CB
 6 - Junior Seau ILB 5/OLB 1
 6 - Mike Singletary ILB
 5 - Alan Page DT
 5 - J.J. Watt DE (active)
 5 - Kevin Williams DT
 5 - Rod Woodson CB 4/S 1
 5 - Jack Youngblood DE

Most PFWA First Team All-NFL Selections By Position

DE - 8 Reggie White, Bruce Smith
 DT - 7 Randy White
 OLB - 8 Lawrence Taylor
 ILB/MLB - 6 Jack Lambert MLB, Mike Singletary ILB
 CB - 6 Deion Sanders
 S - 6 Ed Reed

Most Consecutive First Team PFWA All-NFL Selections

7 - Randy White DT 1978-84
 7 - Reggie White DT 1/DE 6 1986-92
 6 - Aaron Donald DT 2015-20 (active)
 6 - Jack Ham OLB 1974-79
 6 - John Randle DT 1993-98
 6 - Mike Singletary ILB 1984-89
 6 - Lawrence Taylor OLB 1981-86
 5 - Dick Butkus MLB 1968-72
 5 - Von Miller OLB 2014-18
 5 - Bruce Smith DE 1993-97

Most Consecutive First Team PFWA All-NFL Selections By Position

DE - 6 Reggie White 1987-92
 DT - 7 Randy White 1978-84
 OLB - 6 Jack Ham 1974-79, Lawrence Taylor 1981-86
 ILB/MLB - 6 Mike Singletary ILB 1984-89
 CB - 3 Jim Johnson 1970-72, Rod Woodson 1994-96, Aeneas Williams 1995-97, Deion Sanders 1996-98, Champ Bailey 2004-06, Darrelle Revis 2009-11, Richard Sherman 2012-14
 S - 4 Larry Wilson 1966, 1968-70*
 * PFWA did not select an All-NFL team in 1967

PFWA FIRST TEAM ALL-NFL MULTIPLE HONOREES (1966-2020)

2003 Dante Hall, KC (KR & PR)
 2015 Khalil Mack, OAK (DE & OLB)

SPECIAL TEAMS

Most PFWA First Team All-NFL Honors

6 - Ray Guy P
 5 - Morten Andersen PK
 5 - Shane Lechler P
 5 - Cordarrelle Patterson KR (active)
 5 - Matthew Slater ST (active)
 5 - Justin Tucker PK (active)
 4 - Michael Bates KR 2/ST 2
 4 - Johnny Hekker P (active)
 4 - Steve Tasker ST

Most PFWA First Team All-NFL Selections By Position

PK - 5 Morten Andersen, Justin Tucker (active)
 P - 6 Ray Guy
 PR - 3 Devin Hester
 KR - 5 Cordarrelle Patterson (active)
 ST - 5 Matthew Slater (active)

Most Consecutive First Team PFWA All-NFL Selections

6 - Ray Guy P 1973-78
 4 - Steve Tasker ST 1992-95
 3 - Morten Andersen PK 1985-87
 3 - Johnny Hekker P 2015-17
 3 - Shane Lechler P 2008-10
 3 - Justin Tucker PK 2018-20 (active)

Most Consecutive First Team PFWA All-NFL Selections By Position

PK - 3 Morten Andersen 1985-87, Justin Tucker 2018-20 (active)
 P - 6 Ray Guy 1973-78
 KR - 2 Rick Upchurch 1978-79, Dennis Gentry 1986-87, Michael Bates 1996-97, Cordarrelle Patterson 2015-16, Cordarrelle Patterson 2019-20
 PR - 2 LeRoy Irvin 1981-82, Dave Meggett 1989-90, Devin Hester 2006-07, Darren Sproles 2014-15
 ST - 4 Steve Tasker 1992-95

Bold: Pro Football Hall of Fame inductee

MOST PLAYERS SELECTED TO PFWA FIRST TEAM ALL-NFL (1966-2020)

Offense

4 - Miami 1971, Miami 1977, San Diego 1982, Washington 1983, San Francisco 1992, Kansas City 2003, New England 2007, Dallas 2014, Dallas 2016, Green Bay 2020

Defense

5 - Pittsburgh 1975

Special Teams

3 - Chicago 2006, L.A. Rams 2017

ALL-AFC TEAMS (1992-1999)

1992

Offense			Defense		
QB	Dan Marino	MIA	DE	Leslie O'Neal	SD
RB	Barry Foster	PIT	DE	Bruce Smith	BUF
RB	Thurman Thomas	BUF	DT	Ray Childress	HOU
WR	Haywood Jeffires	HOU	DT	Cortez Kennedy	SEA
WR	Anthony Miller	SD	OLB	Bryan Cox	MIA
TE	Keith Jackson	MIA	OLB	Derrick Thomas	KC
C	Bruce Matthews	HOU	ILB	Junior Seau	SD
G	Mike Munchak	HOU	ILB	Al Smith	HOU
G	Steve Wisniewski	LARaid	CB	Gill Byrd	SD
T	Howard Ballard	BUF	CB	Rod Woodson	PIT
T	Richmond Webb	MIA	S	Steve Atwater	DEN
			S	Henry Jones	BUF
Special Teams					
PK	Pete Stoyanovich	MIA	P	Rohn Stark	IND
KR	Jon Vaughn	NE	PR	Clarence Verdin	IND
ST	Steve Tasker	BUF			

1996

Offense			Defense		
QB	John Elway	DEN	DE	Bruce Smith	BUF
RB	Jerome Bettis	PIT	DE	Alfred Williams	DEN
RB	Terrell Davis	DEN	DT	Chester McGlockton	LARaid
WR	Tony Martin	SD	DT	Cortez Kennedy	SEA
WR	Carl Pickens	CIN	OLB	Chad Brown	PIT
TE	Shannon Sharpe	DEN	OLB	Derrick Thomas	KC
C	Dermontti Dawson	PIT	MLB	Levon Kirkland	PIT
G	Will Shields	KC	CB	Ashley Ambrose	CIN
G	Steve Wisniewski	LARaid	CB	Dale Carter	KC
T	Bruce Armstrong	NE	S	Steve Atwater	DEN
T	Gary Zimmerman	DEN	S	Carnell Lake	PIT
Special Teams					
PK	Cary Blanchard	IND	P	Chris Gardocki	IND
KR	Tamarick Vanover	KC	PR	Darrien Gordon	SD
ST	John Henry Mills	HOU			

1993

Offense			Defense		
QB	John Elway	DEN	DE	Bruce Smith	BUF
RB	Marcus Allen	KC	DE	Neil Smith	KC
RB	Thurman Thomas	BUF	DT	Ray Childress	HOU
WR	Tim Brown	LARaid	DT	Cortez Kennedy	SEA
WR	Anthony Miller	SD	OLB	Greg Lloyd	PIT
TE	Shannon Sharpe	DEN	OLB	Darryl Talley	BUF
C	Bruce Matthews	HOU	ILB	Vincent Brown	NE
G	Mike Munchak	HOU	ILB	Junior Seau	SD
G	Steve Wisniewski	LARaid	CB	Terry McDaniel	LARaid
T	Howard Ballard	BUF	CB	Rod Woodson	PIT
T	John Jackson	PIT	S	Marcus Robertson	HOU
			S	Eugene Robinson	SEA
Special Teams					
PK	Gary Anderson	PIT	P	Greg Montgomery	HOU
KR	O.J. McDuffie (r)	MIA	PR	Eric Metcalf	CLE
ST	Steve Tasker	BUF			

1997

Offense			Defense		
QB	John Elway	DEN	DE	Michael Sinclair	SEA
RB	Jerome Bettis	PIT	DE	Bruce Smith	BUF
RB	Terrell Davis	DEN	DT	Joel Steed	PIT
WR	Tim Brown	OAK	DT	Ted Washington	BUF
WR	Yancey Thigpen	PIT	OLB	John Mobley	DEN
TE	Shannon Sharpe	DEN	OLB	Chris Slade	NE
C	Dermontti Dawson	PIT	MLB	Levon Kirkland	PIT
G	Bruce Matthews	TEN	CB	Aaron Glenn	NYJ
G	Dave Scott	KC	CB	Dale Carter	KC
				James Hasty	KC
T	Tony Boselli	JAX	S	Carnell Lake	PIT
T	Jonathan Ogden	BAL	S	Darryl Williams	SEA
Special Teams					
PK	Pete Stoyanovich	KC	P	Bryan Barker	JAX
KR	Tamarick Vanover	KC	PR	Darrien Gordon	DEN
ST	Larry Whigham	NE			

1994

Offense			Defense		
QB	Dan Marino	MIA	DE	Leslie O'Neal	SD
RB	Marshall Faulk*	IND	DE	Bruce Smith	BUF
RB	Chris Warren	SEA	DT	Cortez Kennedy	SEA
WR	Tim Brown	LARaid	DT	Chester McGlockton	LARaid
WR	Andre Reed	BUF	OLB	Kevin Greene	PIT
TE	Ben Coates	NE	OLB	Greg Lloyd	PIT
C	Dermontti Dawson	PIT	ILB	Bryan Cox	MIA
G	Keith Sims	MIA	ILB	Junior Seau	SD
G	Steve Wisniewski	LARaid	CB	Terry McDaniel	LARaid
T	Tony Jones	CLE	CB	Rod Woodson	PIT
T	Richmond Webb	MIA	S	Carnell Lake	PIT
			S	Eric Turner	CLE
Special Teams					
PK	John Carney	SD	P	Rick Tuten	SEA
KR	Andre Coleman (r)	SD	PR	Darrien Gordon	SD
ST	Steve Tasker	BUF			

1998

Offense			Defense		
QB	Vinny Testaverde	NYJ	DE	Michael McCrary	BAL
RB	Terrell Davis	DEN	DE	Michael Sinclair	SEA
RB	Marshall Faulk	IND	DT	Darrell Russell	OAK
WR	Keyshawn Johnson	NYJ	DT	Ted Washington	BUF
WR	Eric Moulds	BUF	OLB	Chad Brown	SEA
TE	Shannon Sharpe	DEN	OLB	Mo Lewis	NYJ
C	Dermontti Dawson	PIT	MLB	Junior Seau	SD
G	Ruben Brown	BUF	CB	Aaron Glenn	NYJ
G	Bruce Matthews	TEN	CB	Ty Law	NE
T	Tony Boselli	JAX	S	Rodney Harrison	SD
T	Jonathan Ogden	BAL	S	Lawyer Milloy	NE
Special Teams					
PK	Jason Elam	DEN	P	Craig Hentrich	TEN
KR	Vaughn Hebron	DEN	PR	Jermaine Lewis	BAL
ST	Bennie Thompson	BAL			

1995

Offense			Defense		
QB	Jim Harbaugh	IND	DE	Bruce Smith	BUF
RB	Curtis Martin*	NE	DE	Neil Smith	KC
RB	Chris Warren	SEA	DT	Chester McGlockton	LARaid
WR	Tim Brown	LARaid	DT	Dan Saleaumua	KC
WR	Carl Pickens	CIN	OLB	Greg Lloyd	PIT
TE	Ben Coates	NE	OLB	Bryce Paup	BUF
C	Dermontti Dawson	PIT	MLB	Junior Seau	SD
G	Bruce Matthews	HOU	CB	Dale Carter	KC
G	Steve Wisniewski	LARaid	CB	Terry McDaniel	LARaid
T	Bruce Armstrong	NE	S	Blaine Bishop	HOU
T	Richmond Webb	MIA	S	Carnell Lake	PIT
Special Teams					
PK	Jason Elam	DEN	P	Darren Bennett (r)	SD
KR	Glyn Milburn	DEN	PR	Andre Coleman	SD
ST	Steve Tasker	BUF			

1999

Offense			Defense		
QB	Peyton Manning	IND	DE	Tony Brackens	JAX
RB	Eddie George	TEN	DE	Jevon Kearse*	TEN
RB	Edgerrin James*	IND	DT	Trevor Pryce	DEN
WR	Marvin Harrison	IND	DT	Darrell Russell	OAK
WR	Jimmy Smith	JAX	OLB	Peter Boulware	BAL
TE	Tony Gonzalez	KC	OLB	Kevin Hardy	JAX
C	Kevin Mawae	NYJ	MLB	Ray Lewis	BAL
G	Ruben Brown	BUF	CB	Sam Madison	MIA
G	Bruce Matthews	TEN	CB	Charles Woodson	OAK
T	Tony Boselli	JAX	S	Carnell Lake	JAX
T	Jonathan Ogden	BAL	S	Lawyer Milloy	NE
Special Teams					
PK	Olindo Mare	MIA	P	Tom Tupa	NYJ
KR	Tremain Mack	CIN	PR	Charlie Rogers*	SEA
ST	Detron Smith	DEN			

ALL-AFC TEAMS (2000-2007)

2000

Offense
 QB Rich Gannon
 RB Eddie George
 RB Edgerrin James
 WR Marvin Harrison
 WR Rod Smith
 TE Tony Gonzalez
 C Tom Nalen
 G Alan Faneca
 G Steve Wisniewski
 T Brad Hopkins
 T Jonathan Ogden
Special Teams
 PK Matt Stover
 KR Derrick Mason
 ST Larry Izzo

Defense
 OAK DE Trace Armstrong
 TEN DE Jason Taylor
 IND DT Sam Adams
 IND DT Trevor Pryce
 DEN OLB Mo Lewis
 KC OLB Junior Seau
 DEN MLB Ray Lewis
 PIT CB Sam Madison
 OAK CB Samari Rolle
 TEN S Brock Marion
 BAL S Rod Woodson
 BAL P Darren Bennett
 TEN PR Derrick Mason
 MIA

Offense
 QB Peyton Manning
 RB Edgerrin James
 RB Curtis Martin
 WR Marvin Harrison
 WR Chad Johnson
 TE Antonio Gates
 C Kevin Mawae
 G Alan Faneca
 G Will Shields
 T Jonathan Ogden
 T Willie Roaf
Special Teams
 PK Adam Vinatieri
 KR Terrence McGee
 ST Larry Izzo

2004

Defense
 IND DE Dwight Freeneey
 IND DE Jason Taylor
 NYJ DT Richard Seymour
 IND DT Marcus Stroud
 CIN OLB Joey Porter
 SD OLB Takeo Spikes
 NYJ MLB James Farrior
 PIT CB Champ Bailey
 KC CB Chris McAlister
 BAL S Troy Polamalu
 KC S Ed Reed
 IND DE Shane Lechler
 BUF PR B.J. Sams*
 NE

2001

Offense
 QB Rich Gannon
 RB Priest Holmes
 RB Curtis Martin
 WR Marvin Harrison
 WR Rod Smith
 TE Tony Gonzalez
 C Kevin Mawae
 G Alan Faneca
 G Will Shields
 T Lincoln Kennedy
 T Jonathan Ogden
Special Teams
 PK Jason Elam
 KR Jermaine Lewis
 ST Ian Gold

Defense
 OAK DE John Abraham
 KC DE Marcellus Wiley
 NYJ DT Sam Adams
 IND DT John Randle
 DEN OLB Jason Gildon
 KC OLB Jamir Miller
 NYJ MLB Ray Lewis
 PIT CB Deltha O'Neal
 KC CB Sam Madison
 OAK S Charles Woodson
 BAL S Rodney Harrison
 BAL S Lawyer Milloy
 DEN P Shane Lechler
 BAL PR Troy Brown
 DEN

Offense
 QB Peyton Manning
 RB Edgerrin James
 RB Larry Johnson
 WR Marvin Harrison
 WR Chad Johnson
 TE Antonio Gates
 C Jeff Saturday
 G Alan Faneca
 G Will Shields
 T Willie Anderson
 T Willie Roaf
Special Teams
 PK Shayne Graham
 KR Jerome Mathis*
 ST Hanik Milligan

2005

Defense
 IND DE Derrick Burgess
 IND DE Dwight Freeneey
 KC DT Richard Seymour
 IND DT Jamal Williams
 CIN OLB Cato June
 SD OLB Joey Porter
 IND MLB Al Wilson
 PIT CB Champ Bailey
 KC CB Deltha O'Neal
 CIN S Troy Polamalu
 KC S Bob Sanders
 CIN P Brian Moorman
 HOU PR Antwaan Randle El
 SD

2002

Offense
 QB Rich Gannon
 RB Priest Holmes
 RB Ricky Williams
 WR Marvin Harrison
 WR Hines Ward
 TE Tony Gonzalez
 C Kevin Mawae
 G Alan Faneca
 G Will Shields
 T Lincoln Kennedy
 T Jonathan Ogden
Special Teams
 PK Adam Vinatieri
 KR Chad Morton
 ST Larry Izzo

Defense
 OAK DE John Abraham
 KC DE Jason Taylor
 MIA DT Richard Seymour
 IND DT Gary Walker
 PIT OLB Keith Bulluck
 KC OLB Joey Porter
 NYJ MLB Zach Thomas
 PIT CB Aaron Glenn
 KC CB Patrick Surtain
 OAK S Lance Schulters
 BAL S Rod Woodson
 NE P Chris Hanson
 NYJ PR Santana Moss
 NO

Offense
 QB Peyton Manning
 RB Larry Johnson
 RB LaDainian Tomlinson
 WR Marvin Harrison
 WR Chad Johnson
 TE Antonio Gates
 C Jeff Saturday
 G Alan Faneca
 G Will Shields
 T Willie Anderson
 T Jonathan Ogden
Special Teams
 PK Nate Kaeding
 KR Justin Miller
 ST Kassim Osgood

2006

Defense
 IND DE Aaron Schobel
 KC DE Jason Taylor
 SD DT Richard Seymour
 IND DT Jamal Williams
 CIN OLB Shawne Merriman
 SD OLB Adalius Thomas
 IND MLB Zach Thomas
 PIT CB Champ Bailey
 KC CB Rashean Mathis
 CIN S Ed Reed
 BAL S Kerry Rhodes
 SD P Brian Moorman
 NYJ PR Adam Jones
 SD

2003

Offense
 QB Peyton Manning
 RB Priest Holmes
 RB Jamal Lewis
 WR Marvin Harrison
 WR Chad Johnson
 TE Tony Gonzalez
 C Tom Nalen
 G Alan Faneca
 G Will Shields
 T Jonathan Ogden
 T Willie Roaf
Special Teams
 PK Mike Vanderjagt
 KR Dante Hall
 ST Adalius Thomas

Defense
 IND DE Dwight Freeneey
 KC DE Adewale Ogunleye
 BAL DT Richard Seymour
 IND DT Marcus Stroud
 CIN OLB Keith Bulluck
 TEN OLB Takeo Spikes
 DEN MLB Ray Lewis
 PIT CB Ty Law
 KC CB Patrick Surtain
 BAL S Rodney Harrison
 KC S Ed Reed
 IND P Craig Hentrich
 KC PR Dante Hall
 BAL

Offense
 QB Tom Brady
 RB Willie Parker
 RB LaDainian Tomlinson
 WR Randy Moss
 WR Reggie Wayne
 TE Antonio Gates
 C Jeff Saturday
 G Alan Faneca
 G Logan Mankins
 T Matt Light
 T Jason Peters
Special Teams
 PK Rob Bironas
 KR Josh Cribbs
 ST Kassim Osgood

2007

Defense
 NE DE Jared Allen
 PIT DE Kyle Vanden Bosch
 SD DT Albert Haynesworth
 NE DT Vince Wilfork
 IND OLB James Harrison
 SD OLB Mike Vrabel
 IND MLB DeMeco Ryans
 PIT CB Antonio Cromartie
 NE CB Asante Samuel
 NE S Ed Reed
 BUF S Bob Sanders
 TEN P Shane Lechler
 CLE PR Roscoe Parrish
 SD

ALL-AFC TEAMS (2008-2015)

2008

Offense				Defense							
QB	Peyton Manning	IND	DE	Robert Mathis	IND	QB	Peyton Manning	DEN	DE	Cameron Wake	MIA
RB	Chris Johnson*	TEN	DE	Mario Williams	HOU	RB	Jammal Charles	KC	DE	J.J. Watt	HOU
RB	Thomas Jones	NYJ	DT	Albert Haynesworth	TEN	RB	Arian Foster	HOU	DT	Geno Atkins	CIN
WR	Andre Johnson	HOU	DT	Kris Jenkins	NYJ	WR	A.J. Green	CIN	DT	Vince Wilfork	NE
WR	Wes Welker	NE	OLB	James Harrison	PIT	WR	Andre Johnson	HOU	OLB	Jerod Mayo	NE
TE	Tony Gonzalez	KC	OLB	Joey Porter	MIA	TE	Rob Gronkowski	NE	OLB	Von Miller	DEN
C	Kevin Mawae	TEN	ILB	Ray Lewis	BAL	C	Chris Myers	HOU	MLB	Derrick Johnson	KC
G	Kris Dielman	SD	CB	Nnamdi Asomugha	OAK	G	Logan Mankins	NE	CB	Antonio Cromartie	NYJ
G	Alan Faneca	NYJ	CB	Cortland Finnegan	TEN	G	Marshal Yanda	BAL	CB	Champ Bailey	DEN
T	Ryan Clady*	DEN	S	Troy Polamalu	PIT	T	Duane Brown	HOU	S	Jarius Byrd	BUF
T	Michael Roos	TEN	S	Ed Reed	BAL	T	Ryan Clady	DEN	S	Eric Weddle	SD
Special Teams				Special Teams							
PK	Stephen Gostkowski	NE	P	Shane Lechler	OAK	PK	Phil Dawson	CLE	P	Dustin Colquitt	KC
KR	Leodis McKelvin*	BUF	PR	Johnnie Lee Higgins	OAK	KR	Jacoby Jones	BAL	PR	Leodis McKelvin	BUF
ST	Brendon Ayanbadejo	BAL				ST	Matthew Slater	NE			

2012

Offense				Defense							
QB	Peyton Manning	IND	DE	Dwight Freeney	IND	QB	Peyton Manning	DEN	DE	Cameron Wake	MIA
RB	Chris Johnson	TEN	DE	Mario Williams	HOU	RB	Jammal Charles	KC	DE	J.J. Watt	HOU
RB	Maurice Jones-Drew	JAX	DT	Haloti Ngata	BAL	RB	Ryan Mathews	SD	DT	Jurrell Casey	TEN
WR	Andre Johnson	HOU	DT	Vince Wilfork	NE	WR	Antonio Brown	PIT	DT	Dontari Poe	KC
WR	Wes Welker	NE	OLB	Brian Cushing*	HOU	WR	Josh Gordon	CLE	OLB	Justin Houston	KC
TE	Dallas Clark	IND	OLB	Elvis Dumervil	DEN	TE	Jordan Cameron	CLE	OLB	Robert Mathis	IND
C	Nick Mangold	NYJ	ILB	Ray Lewis	BAL	C	Alex Mack	CLE	ILB	Vontaze Burfict	CIN
G	Alan Faneca	NYJ	CB	Nnamdi Asomugha	OAK	G	Logan Mankins	NE	CB	Brent Grimes	MIA
G	Logan Mankins	NE	CB	Darrelle Revis	NYJ	G	Louis Vasquez	STL	CB	Joe Haden	CLE
T	Ryan Clady	DEN	S	Jarius Byrd*	BUF	T	Brandon Albert	KC	S	Eric Berry	KC
T	Joe Thomas	CLE	S	Brian Dawkins	DEN	T	Joe Thomas	CLE	S	Eric Weddle	SD
Special Teams				Special Teams							
PK	Nate Kaeding	SD	P	Shane Lechler	OAK	PK	Justin Tucker	BAL	P	Brandon Fields	MIA
KR	Josh Cribbs	CLE	PR	Josh Cribbs	CLE	KR	Quintin Demps	KC	PR	Dexter McCluster	KC
ST	Kassim Osgood	SD				ST	Matthew Slater	NE			

2013

Offense				Defense							
QB	Tom Brady	NE	DE	Dwight Freeney	IND	QB	Tom Brady	NE	DE	J.J. Watt	HOU
RB	Jammal Charles	KC	DE	Robert Mathis	IND	RB	Le'Veon Bell	PIT	DE	Mario Williams	BUF
RB	Arian Foster	HOU	DT	Haloti Ngata	BAL	RB	Justin Forsett	BAL	DT	Marcell Dareus	BUF
WR	Andre Johnson	HOU	DT	Vince Wilfork	NE	WR	Antonio Brown	PIT	DT	Kyle Williams	BUF
WR	Reggie Wayne	IND	OLB	James Harrison	PIT	WR	Demaryius Thomas	DEN	OLB	Justin Houston	KC
TE	Antonio Gates	SD	OLB	Cameron Wake	MIA	TE	Rob Gronkowski	NE	OLB	Von Miller	DEN
C	Nick Mangold	NYJ	ILB	Jerod Mayo	NE	C	Nick Mangold	NYJ	ILB	C.J. Mosley*	BAL
G	Kris Dielman	SD	CB	Nnamdi Asomugha	OAK	G	Joel Bitonio*	CLE	CB	Chris Harris Jr.	DEN
G	Brian Waters	KC	CB	Darrelle Revis	NYJ	G	Marshal Yanda	BAL	CB	Darrelle Revis	NE
T	Jake Long	MIA	S	Troy Polamalu	PIT	T	Joe Thomas	CLE	S	Devin McCourty	NE
T	Joe Thomas	CLE	S	Ed Reed	BAL	T	Andrew Whitworth	CIN	S	Eric Weddle	SD
Special Teams				Special Teams							
PK	Billy Cundiff	BAL	P	Shane Lechler	OAK	PK	Adam Vinatieri	IND	P	Pat McAfee	IND
KR	Brad Smith	NYJ	PR	Marc Mariani*	TEN	KR	Adam Jones	CIN	PR	DeAnthony Thomas*	KC
ST	Montell Owens	JAX				ST	Matthew Slater	NE			

2014

Offense				Defense							
QB	Tom Brady	NE	DE	Andre Carter	NE	QB	Tom Brady	NE	DE	Khalil Mack	OAK
RB	Maurice Jones-Drew	JAX	DE	Elvis Dumervil	DEN	RB	Chris Ivory	NYJ	DE	J.J. Watt	HOU
RB	Ray Rice	BAL	DT	Haloti Ngata	BAL	RB	Latavius Murray	OAK	DT	Geno Atkins	CIN
WR	Mike Wallace	PIT	DT	Vince Wilfork	NE	WR	Antonio Brown	PIT	DT	Ndamukong Suh	MIA
WR	Wes Welker	NE	OLB	Von Miller*	DEN	WR	DeAndre Hopkins	HOU	OLB	Khalil Mack	OAK
TE	Rob Gronkowski	NE	OLB	Terrell Suggs	BAL	TE	Rob Gronkowski	NE	OLB	Von Miller	DEN
C	Maurice Pouncey	PIT	ILB	Brian Cushing	HOU	C	Rodney Hudson	OAK	ILB	Derrick Johnson	KC
G	Brian Waters	NE	CB	Jonathan Joseph	HOU	C	Alex Mack	CLE			
G	Marshal Yanda	BAL	CB	Darrelle Revis	NYJ	G	David DeCastro	PIT	CB	Chris Harris Jr.	DEN
T	Duane Brown	HOU	S	Troy Polamalu	PIT	G	Marshal Yanda	BAL	CB	Marcus Peters*	KC
T	Joe Thomas	CLE	S	Ed Reed	BAL	T	Joe Thomas	CLE	S	Eric Berry	KC
Special Teams				Special Teams							
PK	Sebastian Janikowski	OAK	P	Shane Lechler	OAK	PK	Stephen Gostkowski	NE	P	Sam Koch	BAL
KR	Joe McKnight	NYJ	PR	Josh Cribbs	CLE	KR	Taiwan Jones	OAK	PR	Jarvis Landry	MIA
ST	Matthew Slater	NE				ST	Matthew Slater	NE			

2015

ALL-AFC TEAMS (2016-2020)

2016

Offense			Defense		
QB	Tom Brady	NE	DE	Jadeveon Clowney	HOU
RB	Le'Veon Bell	PIT	DE	Khalil Mack	OAK
RB	DeMarco Murray	TEN	DT	Geno Atkins	CIN
WR	Antonio Brown	PIT	DT	Ndamukong Suh	MIA
WR	T.Y. Hilton	IND	OLB	Lorenzo Alexander	BUF
TE	Travis Kelce	KC	OLB	Von Miller	DEN
C	Rodney Hudson	OAK	MLB	Dont'a Hightower	NE
G	Kelechi Osemele	OAK	CB	Marcus Peters	KC
G	Marshal Yanda	BAL	CB	Aqib Talib	DEN
T	Donald Penn	OAK	S	Eric Berry	KC
T	Joe Thomas	CLE	S	Devin McCourty	NE
Special Teams					
PK	Justin Tucker	BAL	P	Pat McAfee	IND
KR	Tyreek Hill*	KC	PR	Tyreek Hill*	KC
ST	Matthew Slater	NE			

2017

Offense			Defense		
QB	Tom Brady	NE	DE	Joey Bosa	LAC
RB	Le'Veon Bell	PIT	DE	Calais Campbell	JAX
RB	Kareem Hunt*	KC	DT	Geno Atkins	CIN
WR	Antonio Brown	PIT	DT	Malik Jackson	JAX
WR	DeAndre Hopkins	HOU	OLB	Jadeveon Clowney	HOU
TE	Rob Gronkowski	NE	OLB	Von Miller	DEN
C	Maurkice Pouncey	PIT	MLB	Ryan Shazier	PIT
G	David DeCastro	PIT	CB	A.J. Bouye	JAX
G	Kelechi Osemele	OAK	CB	Jalen Ramsey	JAX
T	Taylor Lewan	TEN	S	Kevin Byard	TEN
T	Mitchell Schwartz	KC	S	Eric Weddle	BAL
	Alejandro Villanueva	PIT			
Special Teams					
PK	Justin Tucker	BAL	P	Brett Kern	TEN
KR	Dion Lewis	NE	PR	Michael Campanaro	BAL
ST	Matthew Slater	NE			

2018

Offense			Defense		
QB	Patrick Mahomes	KC	DE	Myles Garrett	CLE
RB	Derrick Henry	TEN	DE	J.J. Watt	HOU
RB	Phillip Lindsay*	DEN	DT	Geno Atkins	CIN
WR	Tyreek Hill	KC	DT	Chris Jones	KC
WR	DeAndre Hopkins	HOU	OLB	Darius Leonard*	IND
TE	Travis Kelce	KC	OLB	Von Miller	DEN
C	Maurkice Pouncey	PIT	ILB	C.J. Mosley	BAL
G	Quenton Nelson*	IND	CB	Stephon Gilmore	NE
G	Marshal Yanda	BAL	CB	Xavien Howard	MIA
T	Taylor Lewan	TEN	S	Jamal Adams	NYJ
T	Mitchell Schwartz	KC	S	Derwin James*	LAC
Special Teams					
PK	Justin Tucker	BAL	P	Brett Kern	TEN
KR	Andre Roberts	NYJ	PR	Andre Roberts	NYJ
ST	Adrian Phillips	LAC			

2019

Offense			Defense		
QB	Lamar Jackson	BAL	DE	Joey Bosa	LAC
RB	Nick Chubb	CLE	DE	Calais Campbell	JAX
RB	Derrick Henry	TEN	DT	Cameron Heyward	PIT
WR	Keenan Allen	LAC	DT	Chris Jones	KC
WR	DeAndre Hopkins	HOU	OLB	Matthew Judon	BAL
TE	Travis Kelce	KC	OLB	T.J. Watt	PIT
C	Rodney Hudson	OAK	ILB	Darius Leonard	IND
G	Quenton Nelson	IND	CB	Stephon Gilmore	NE
G	Marshal Yanda	BAL	CB	Tre'Davious White	BUF
T	Mitchell Schwartz	KC	S	Jamal Adams	NYJ
T	Ronnie Stanley	BAL	S	Minkah Fitzpatrick	PIT
Special Teams					
PK	Justin Tucker	BAL	P	Brett Kern	TEN
KR	Mecole Hardman*	KC	PR	Diontae Johnson (r)	PIT
ST	Matthew Slater	NE			

2020

Offense			Defense		
QB	Patrick Mahomes	KC	DE	Joey Bosa	LAC
RB	Nick Chubb	CLE	DE	Myles Garrett	CLE
RB	Derrick Henry	TEN	DT	DeForest Buckner	IND
WR	Stefon Diggs	BUF	DT	Chris Jones	KC
WR	Tyreek Hill	KC	OLB	Bradley Chubb	DEN
TE	Travis Kelce	KC	OLB	T.J. Watt	PIT
C	Ryan Kelly	IND	MLB	Darius Leonard	IND
G	Joel Bitonio	CLE	CB	Xavien Howard	MIA
G	Quenton Nelson	IND	CB	Tre'Davious White	BUF
T	Garett Bolles	DEN	S	Minkah Fitzpatrick	PIT
T	Jack Conklin	CLE	S	Tyrann Mathieu	KC
Special Teams					
PK	Justin Tucker	BAL	P	Jake Bailey	NE
KR	Andre Roberts	BUF	PR	Gunner Olszewski	NE
ST	George Odum	IND			

* - Also selected to PFWA All-Rookie Team in same season (since 1992)

(r) - Rookies who were not selected to PFWA All-Rookie teams (since 1992)

ALL-NFC TEAMS (1992-1999)

1992

Offense			Defense		
QB	Steve Young	SF	DE	Chris Doleman	MIN
RB	Barry Sanders	DET	DE	Reggie White	PHI
RB	Emmitt Smith	DAL	DT	Pierce Holt	SF
WR	Jerry Rice	SF	DT	Henry Thomas	MIN
WR	Sterling Sharpe	GB	OLB	Rickey Jackson	NO
TE	Jay Novacek	DAL	OLB	Wilber Marshall	WAS
C	Mark Stepnoski	DAL	ILB	Byron Evans	PHI
G	Randall McDaniel	MIN	ILB	Sam Mills	NO
G	Guy McIntyre	SF	CB	Audray McMillian	MIN
T	Harris Barton	SF	CB	Ricky Reynolds	TB
T	Steve Wallace	SF	S	Chuck Cecil	GB
			S	Tim McDonald	PHX
Special Teams					
PK	Morten Andersen	NO	P	Rich Camarillo	PHX
KR	Deion Sanders	ATL	PR	Kelvin Martin	DAL
ST	Elbert Shelley	ATL			

1996

Offense			Defense		
QB	Brett Favre	GB	DE	Tony Tolbert	DAL
RB	Terry Allen	WAS	DE	Reggie White	GB
RB	Barry Sanders	DET	DT	John Randle	MIN
WR	Herman Moore	DET	DT	Bryant Young	SF
WR	Jerry Rice	SF	OLB	Kevin Greene	CAR
TE	Wesley Walls	CAR	OLB	Lamar Lathon	CAR
C	Kevin Glover	DET	MLB	Sam Mills	CAR
G	Larry Allen	DAL	CB	Aeneas Williams	ARI
G	Randall McDaniel	MIN	CB	Deion Sanders	DAL
T	Lomas Brown	ARI	S	LeRoy Butler	GB
T	Willie Roaf	NO	S	Darren Woodson	DAL
Special Teams					
PK	John Kasay	CAR	P	Matt Turk	WAS
KR	Michael Bates	CAR	PR	Desmond Howard	GB
ST	Jim Schwantz	DAL			

1993

Offense			Defense		
QB	Steve Young	SF	DE	Richard Dent	CHI
RB	Jerome Bettis*	LARams	DE	Reggie White	GB
RB	Emmitt Smith	DAL	DT	Sean Gilbert	LARams
WR	Jerry Rice	SF	DT	John Randle	MIN
WR	Sterling Sharpe	GB	OLB	Rickey Jackson	NO
TE	Brent Jones	SF	OLB	Seth Joyner	PHI
C	Mark Stepnoski	DAL	ILB	Michael Brooks	NYC
G	Randall McDaniel	MIN	ILB	Hardy Nickerson	TB
G	Nate Newton	DAL	CB	Eric Allen	PHI
T	Harris Barton	SF	CB	Deion Sanders	ATL
T	Erik Williams	DAL	S	LeRoy Butler	GB
			S	Tim McDonald	SF
Special Teams					
PK	Norm Johnson	ATL	P	Rich Camarillo	PHX
KR	Tyrone Hughes*	NO	PR	Tyrone Hughes (r)	NO
ST	Elbert Shelley	ATL			

1997

Offense			Defense		
QB	Brett Favre	GB	DE	Michael Strahan	NYG
RB	Dorsey Levens	GB	DE	Robert Porcher	DET
				Chuck Smith	ATL
RB	Barry Sanders	DET	DT	John Randle	MIN
WR	Herman Moore	DET	DT	Dana Stubblefield	SF
WR	Rob Moore	ARI	OLB	Jesse Armstead	NYG
TE	Wesley Walls	CAR	OLB	Derrick Brooks	TB
C	Kevin Glover	DET	MLB	Hardy Nickerson	TB
G	Larry Allen	DAL	CB	Aeneas Williams	ARI
G	Randall McDaniel	MIN	CB	Deion Sanders	DAL
T	Willie Roaf	NO	S	LeRoy Butler	GB
T	Todd Steussie	MIN	S	Merton Hanks	SF
Special Teams					
PK	Jason Hanson	DET	P	Matt Turk	WAS
KR	Michael Bates	CAR	PR	David Palmer	MIN
ST	Travis Jervey	GB			

1994

Offense			Defense		
QB	Steve Young	SF	DE	Charles Haley	DAL
RB	Barry Sanders	DET	DE	Reggie White	GB
RB	Emmitt Smith	DAL	DT	John Randle	MIN
WR	Cris Carter	MIN	DT	Dana Stubblefield	SF
WR	Jerry Rice	SF	OLB	Ken Harvey	WAS
TE	Brent Jones	SF	OLB	Bryce Paup	GB
C	Kevin Glover	DET	ILB	Jack Del Rio	MIN
G	Randall McDaniel	MIN	ILB	Chris Spielman	DET
G	Nate Newton	DAL	CB	Deion Sanders	SF
T	Lomas Brown	DET	CB	Donnell Woolford	CHI
T	Willie Roaf	NO	S	Merton Hanks	SF
			S	Darren Woodson	DAL
Special Teams					
PK	Fuad Reveiz	MIN	P	Reggie Roby	WAS
KR	Mel Gray	DET	PR	Brian Mitchell	WAS
ST	Maurice Douglass	CHI			

1998

Offense			Defense		
QB	Randall Cunningham	MIN	DE	Michael Strahan	NYG
RB	Jamal Anderson	ATL	DE	Reggie White	GB
RB	Garrison Hearst	SF	DT	John Randle	MIN
WR	Antonio Freeman	GB	DT	Warren Sapp	TB
WR	Randy Moss*	MIN	OLB	Jesse Armstead	NYG
TE	Mark Chmura	GB	OLB	Derrick Brooks	TB
C	Jeff Christy	MIN	MLB	Jessie Tuggle	ATL
G	Kevin Gogan	SF	CB	Ray Buchanan	ATL
G	Randall McDaniel	MIN	CB	Deion Sanders	DAL
T	Larry Allen	DAL	S	LeRoy Butler	GB
T	Todd Steussie	MIN	S	Eugene Robinson	ATL
Special Teams					
PK	Gary Anderson	MIN	P	Matt Turk	WAS
KR	Roell Preston	GB	PR	Deion Sanders	DAL
ST	Michael Bates	CAR			

1995

Offense			Defense		
QB	Brett Favre	GB	DE	William Fuller	PHI
RB	Barry Sanders	DET	DE	Reggie White	GB
RB	Emmitt Smith	DAL	DT	John Randle	MIN
WR	Herman Moore	DET	DT	Dana Stubblefield	SF
WR	Jerry Rice	SF	OLB	Ken Harvey	WAS
TE	Mark Chmura	GB	OLB	William Thomas	PHI
C	Kevin Glover	DET	MLB	Ken Norton, Jr.	SF
G	Larry Allen	DAL	CB	Eric Davis	SF
G	Randall McDaniel	MIN	CB	Aeneas Williams	ARI
T	Lomas Brown	DET	S	Merton Hanks	SF
T	Willie Roaf	NO	S	Darren Woodson	DAL
Special Teams					
PK	Morten Andersen	ATL	P	Jeff Feagles	ARI
KR	Brian Mitchell	WAS	PR	Brian Mitchell	WAS
ST	Elbert Shelley	ATL			

1999

Offense			Defense		
QB	Kurt Warner	STL	DE	Kevin Carter	STL
RB	Stephen Davis	WAS	DE	Robert Porcher	DET
RB	Marshall Faulk	STL	DT	Luther Elliss	DET
WR	Isaac Bruce	STL	DT	Warren Sapp	TB
WR	Cris Carter	MIN	OLB	Jesse Armstead	NYG
TE	Wesley Walls	CAR	OLB	Derrick Brooks	TB
C	Jeff Christy	MIN	MLB	Hardy Nickerson	TB
G	Larry Allen	DAL	CB	Todd Lyght	STL
G	Tre' Johnson	WAS	CB	Deion Sanders	DAL
T	Orlando Pace	STL	S	Brian Dawkins	PHI
T	Willie Roaf	NO	S	John Lynch	TB
Special Teams					
PK	Jason Hanson	DET	P	Mitch Berger	MIN
KR	Tony Horne	STL	PR	Glyn Milburn	CHI
ST	Michael Bates	CAR			

ALL-NFC TEAMS (2000-2007)

2000

Offense				Defense	
QB	Daunte Culpepper	MIN	DE	PHI	Hugh Douglas
RB	Marshall Faulk	STL	DE	NO	Joe Johnson
RB	Robert Smith	MIN	DT	NO	La'Roi Glover
WR	Randy Moss	MIN	DT	TB	Warren Sapp
WR	Terrell Owens	SF	OLB	NYG	Jesse Armstead
TE	Chad Lewis	PHI	OLB	TB	Derrick Brooks
C	Matt Birk	MIN	MLB	PHI	Jeremiah Trotter
G	Larry Allen	DAL	CB	WAS	Champ Bailey
G	Ron Stone	NYG	CB	PHI	Troy Vincent
T	Orlando Pace	STL	S	TB	John Lynch
T	Willie Roaf	NO	S	GB	Darren Sharper
Special Teams					
PK	Martin Gramatica	TB	P	ARI	Scott Player
KR	Darrick Vaughn*	ATL	PR	DET	Desmond Howard
ST	Michael Bates	CAR			

2001

Offense				Defense	
QB	Kurt Warner	STL	DE	DET	Robert Porcher
RB	Marshall Faulk	STL	DE	NYG	Michael Strahan
RB	Ahman Green	GB	DT	TB	Warren Sapp
WR	David Boston	ARI	DT	SF	Bryant Young
WR	Terrell Owens	SF	OLB	WAS	LaVar Arrington
TE	Wesley Walls	CAR	OLB	TB	Derrick Brooks
C	Olin Kreutz	CHI	MLB	CHI	Brian Urlacher
G	Larry Allen	DAL	CB	STL	Aeneas Williams
G	Ray Brown	SF	CB	PHI	Troy Vincent
T	Orlando Pace	STL	S	PHI	Brian Dawkins
T	Chris Samuels	WAS	S	TB	John Lynch
Special Teams					
PK	David Akers	PHI	P	CAR	Todd Sauerbrun
KR	Steve Smith*	CAR	PR	ATL	Darrien Gordon
ST	Larry Whigham	CHI			

2002

Offense				Defense	
QB	Brett Favre	GB	DE	PHI	Hugh Douglas
RB	Tiki Barber	NYG	DE	TB	Simeon Rice
RB	Deuce McAllister	NO	DT	DAL	La'Roi Glover
WR	Randy Moss	MIN	DT	TB	Warren Sapp
WR	Terrell Owens	SF	OLB	WAS	LaVar Arrington
TE	Jeremy Shockey*	NYG	OLB	TB	Derrick Brooks
C	Jeremy Newberry	SF	MLB	CHI	Brian Urlacher
G	Jermame Mayberry	PHI	CB	PHI	Bobby Taylor
G	Ron Stone	SF	CB	PHI	Troy Vincent
T	Walter Jones	SEA	S	PHI	Brian Dawkins
T	Tra Thomas	PHI	S	GB	Darren Sharper
Special Teams					
PK	David Akers	PHI	P	CAR	Todd Sauerbrun
KR	Michael Lewis	NO	PR	NO	Michael Lewis
ST	Fred McAfee	NO			

2003

Offense				Defense	
QB	Brett Favre	GB	DE	STL	Leonard Little
RB	Ahman Green	GB	DE	NYG	Michael Strahan
RB	Deuce McAllister	NO	DT	DAL	La'Roi Glover
WR	Torry Holt	STL	DT	CAR	Kris Jenkins
WR	Randy Moss	MIN	OLB	WAS	LaVar Arrington
TE	Alge Crumpler	ATL	OLB	SF	Julian Peterson
C	Matt Birk	MIN	MLB	DAL	Dat Nguyen
G	Steve Hutchinson	SEA	CB	WAS	Champ Bailey
G	Marco Rivera	GB	CB	DET	Dre' Bly
T	Walter Jones	SEA	S	SF	Tony Parrish
T	Orlando Pace	STL	S	DAL	Roy Williams
Special Teams					
PK	Jeff Wilkins	STL	P	CAR	Todd Sauerbrun
KR	Jerry Azumah	CHI	PR	PHI	Brian Westbrook
ST	Alex Bannister	SEA			

2004

Offense				Defense	
QB	Daunte Culpepper	MIN	DE	ARI	Bertrand Berry
RB	Shaun Alexander	SEA	DE	CAR	Julius Peppers
RB	Tiki Barber	NYG	DT	ATL	Rod Coleman
WR	Muhsin Muhammad	CAR	DT	MIN	Kevin Williams
WR	Terrell Owens	PHI	OLB	ATL	Keith Brooking
TE	Jason Witten	DAL	OLB	TB	Derrick Brooks
C	Olin Kreutz	CHI	MLB	CAR	Dan Morgan
G	Steve Hutchinson	SEA	CB	PHI	Lito Sheppard
G	Marco Rivera	GB	CB	WAS	Shawn Springs
T	Walter Jones	SEA	S	PHI	Brian Dawkins
T	Tra Thomas	PHI	S	PHI	Michael Lewis
Special Teams					
PK	David Akers	PHI	P	NO	Mitch Berger
KR	Eddie Drummond	DET	PR	DET	Eddie Drummond
ST	Ike Reese	PHI			

2005

Offense				Defense	
QB	Matt Hasselbeck	SEA	DE	NYG	Michael Strahan
RB	Shaun Alexander	SEA	DE	NYG	Osi Umenyiora
RB	Tiki Barber	NYG	DT	ATL	Rod Coleman
WR	Santana Moss	WAS	DT	CHI	Tommie Harris
WR	Steve Smith	CAR	OLB	CHI	Lance Briggs
TE	Chris Cooley	WAS	OLB	TB	Derrick Brooks
C	Olin Kreutz	CHI	MLB	CHI	Brian Urlacher
G	Steve Hutchinson	SEA	CB	TB	Ronde Barber
G	Mike Wahle	CAR	CB	CHI	Nathan Vasher
T	Walter Jones	SEA	S	CHI	Mike Brown
T	Orlando Pace	STL	S	MIN	Darren Sharper
Special Teams					
PK	Neil Rackers	ARI	P	TB	Josh Bidwell
KR	Koren Robinson	MIN	PR	PHI	Reno Mahe
ST	David Tyree	NYG			

2006

Offense				Defense	
QB	Drew Brees	NO	DE	GB	Aaron Kampman
RB	Frank Gore	SF	DE	CAR	Julius Peppers
RB	Steven Jackson	STL	DT	CHI	Tommie Harris
WR	Donald Driver	GB	DT	MIN	Kevin Williams
WR	Torry Holt	STL	OLB	CHI	Lance Briggs
TE	Alge Crumpler	ATL	OLB	DAL	DeMarcus Ware
C	Olin Kreutz	CHI	MLB	CHI	Brian Urlacher
G	Shawn Andrews	PHI	CB	GB	Al Harris
G	Steve Hutchinson	MIN	CB	PHI	Lito Sheppard
T	Jammal Brown	NO	S	PHI	Brian Dawkins
T	Walter Jones	SEA	S	ARI	Adrian Wilson
Special Teams					
PK	Robbie Gould	CHI	P	DAL	Mat McBriar
KR	Devin Hester*	CHI	PR	CHI	Devin Hester*
ST	Brendon Ayanbadejo	CHI			

2007

Offense				Defense	
QB	Brett Favre	GB	DE	GB	Aaron Kampman
RB	Adrian Peterson*	MIN	DE	SEA	Patrick Kerney
RB	Brian Westbrook	PHI	DT	MIN	Kevin Williams
WR	Larry Fitzgerald	ARI	DT	MIN	Pat Williams
WR	Terrell Owens	DAL	OLB	SEA	Julian Peterson
TE	Jason Witten	DAL	OLB	DAL	DeMarcus Ware
C	Matt Birk	MIN	MLB	SF	Patrick Willis*
G	Shawn Andrews	PHI	CB	GB	Al Harris
G	Steve Hutchinson	MIN	CB	SEA	Marcus Trufant
T	Flozell Adams	DAL	S	TB	Jermaine Phillips
T	Walter Jones	SEA	S	MIN	Darren Sharper
Special Teams					
PK	Nick Folk*	DAL	P	SF	Andy Lee
KR	Devin Hester	CHI	PR	CHI	Devin Hester
ST	Brendon Ayanbadejo	CHI			

ALL-NFC TEAMS (2008-2015)

2008

Offense			Defense		
QB	Drew Brees	NO	DE	John Abraham	ATL
RB	Adrian Peterson	MIN	DE	Justin Tuck	NYG
RB	Michael Turner	ATL	DT	Jay Ratliff	DAL
WR	Larry Fitzgerald	ARI	DT	Kevin Williams	MIN
WR	Roddy White	ATL	OLB	Lance Briggs	CHI
TE	Jason Witten	DAL	OLB	DeMarcus Ware	DAL
C	Shaun O'Hara	NYG	ILB	Patrick Willis	SF
G	Steve Hutchinson	MIN	CB	Antoine Winfield	MIN
G	Chris Snee	NYG	CB	Charles Woodson	GB
T	David Diehl	NYG	S	Nick Collins	GB
T	Jordan Gross	CAR	S	Adrian Wilson	ARI
Special Teams					
PK	John Carney	NYG	P	Donnie Jones	STL
KR	Danieal Manning	CHI	PR	Clifton Smith*	TB
ST	Sean Morey	ARI			

2012

Offense			Defense		
QB	Aaron Rodgers	GB	DE	Jared Allen	MIN
RB	Marshawn Lynch	SEA	DE	Julius Peppers	CHI
RB	Adrian Peterson	MIN	DT	Gerald McCoy	TB
WR	Calvin Johnson	DET	DT	Justin Smith	SF
WR	Brandon Marshall	CHI	OLB	Clay Matthews	GB
TE	Jason Witten	DAL	OLB	Aldon Smith	SF
C	John Sullivan	MIN	MLB	Patrick Willis	SF
G	Jahri Evans	NO	CB	Richard Sherman	SEA
G	Mike Lupati	SF	CB	Charles Tillman	CHI
T	Russell Okung	SEA	S	Dashon Goldson	SF
T	Joe Staley	SF	S	Earl Thomas	SEA
Special Teams					
PK	Blair Walsh*	MIN	P	Andy Lee	SF
KR	Leon Washington	SEA	PR	Dwayne Harris	DAL
ST	Lorenzo Alexander	WAS			

2009

Offense			Defense		
QB	Drew Brees	NO	DE	Jared Allen	MIN
RB	Steven Jackson	STL	DE	Trent Cole	PHI
RB	Adrian Peterson	MIN	DT	Jay Ratliff	DAL
WR	Larry Fitzgerald	ARI	DT	Kevin Williams	MIN
WR	DeSean Jackson	PHI	OLB	Lance Briggs	CHI
TE	Vernon Davis	SF	OLB	DeMarcus Ware	DAL
C	Andre Gurode	DAL	ILB	Patrick Willis	SF
G	Jahri Evans	NO	CB	Asante Samuel	PHI
G	Steve Hutchinson	MIN	CB	Charles Woodson	GB
T	Jason Peters	PHI	S	Darren Sharper	NO
T	Jon Stinchcomb	NO	S	Adrian Wilson	ARI
Special Teams					
PK	David Akers	PHI	P	Andy Lee	SF
KR	Percy Harvin*	MIN	PR	DeSean Jackson	PHI
ST	Heath Farwell	MIN			

2013

Offense			Defense		
QB	Drew Brees	NO	DE	Greg Hardy	CAR
RB	Matt Forte	CHI	DE	Robert Quinn	STL
RB	LeSean McCoy	PHI	DT	Gerald McCoy	TB
WR	Calvin Johnson	DET	DT	Ndamukong Suh	DET
WR	Brandon Marshall	CHI	OLB	Ahmad Brooks	SF
TE	Jimmy Graham	NO	OLB	Lavonte David	TB
C	Ryan Kalil	CAR	ILB	Luke Kuechly	CAR
G	Evan Mathis	PHI	CB	Patrick Peterson	ARI
G	Josh Sitton	GB	CB	Richard Sherman	SEA
T	Jason Peters	PHI	S	Earl Thomas	SEA
T	Joe Staley	SF	S	Donte Whitner	SF
Special Teams					
PK	Steven Hauschka	SEA	P	Johnny Hekker	STL
KR	Cordarrelle Patterson*	MIN	PR	Golden Tate	SEA
ST	Justin Bethel	ARI			

2010

Offense			Defense		
QB	Michael Vick	PHI	DE	Julius Peppers	CHI
RB	Adrian Peterson	MIN	DE	Justin Tuck	NYG
RB	Michael Turner	ATL	DT	B.J. Raji	GB
WR	Calvin Johnson	DET	DT	Ndamukong Suh*	DET
WR	Roddy White	ATL	OLB	Clay Matthews	GB
TE	Jason Witten	DAL	OLB	DeMarcus Ware	DAL
C	Scott Wells	GB	ILB	Brian Urlacher	CHI
G	Jahri Evans	NO	CB	Asante Samuel	PHI
G	Chris Snee	NYG	CB	Tramon Williams	GB
T	Jordan Gross	CAR	S	Nick Collins	GB
T	Jason Peters	PHI	S	Antrel Rolle	NYG
Special Teams					
PK	Matt Bryant	ATL	P	Mat McBriar	DAL
KR	Leon Washington	SEA	PR	Devin Hester	CHI
ST	Eric Weems	ATL			

2014

Offense			Defense		
QB	Aaron Rodgers	GB	DE	Calais Campbell	ARI
RB	Marshawn Lynch	SEA	DE	Fletcher Cox	PHI
RB	DeMarco Murray	DAL	DT	Gerald McCoy	TB
WR	Dez Bryant	DAL	DT	Ndamukong Suh	DET
WR	Jordy Nelson	GB	OLB	Connor Barwin	PHI
TE	Greg Olsen	CAR	OLB	DeAndre Levy	DET
C	Travis Frederick	DAL	MLB	Luke Kuechly	CAR
G	Zack Martin*	DAL	CB	Richard Sherman	SEA
G	Josh Sitton	GB	CB	Desmond Trufant	ATL
T	Jason Peters	PHI	S	Glover Quin	DET
T	Tyron Smith	DAL	S	Earl Thomas	SEA
Special Teams					
PK	Dan Bailey	DAL	P	Johnny Hekker	STL
KR	Devin Hester	ATL	PR	Darren Sproles	PHI
ST	Justin Bethel	ARI			

2011

Offense			Defense		
QB	Aaron Rodgers	GB	DE	Jared Allen	MIN
RB	Marshawn Lynch	SEA	DE	Jason Pierre-Paul	NYG
RB	LeSean McCoy	PHI	DT	Jay Ratliff	DAL
WR	Victor Cruz	NYG	DT	Justin Smith	SF
WR	Calvin Johnson	DET	OLB	Clay Matthews	GB
TE	Jimmy Graham	NO	OLB	DeMarcus Ware	DAL
C	Ryan Kalil	CAR	ILB	Patrick Willis	SF
G	Jahri Evans	NO	CB	Carlos Rogers	SF
G	Carl Nicks	NO	CB	Charles Woodson	GB
T	Jason Peters	PHI	S	Dashon Goldson	SF
T	Joe Staley	SF	S	Earl Thomas	SEA
Special Teams					
PK	David Akers	SF	P	Andy Lee	SF
KR	Darren Sproles	NO	PR	Patrick Peterson*	ARI
ST	Corey Graham	CHI			

2015

Offense			Defense		
QB	Cam Newton	CAR	DE	Ezekiel Ansah	DET
RB	Doug Martin	TB	DE	Michael Bennett	SEA
RB	Adrian Peterson	MIN	DT	Aaron Donald	STL
WR	Odell Beckham Jr.	NYG	DT	Kawann Short	CAR
WR	Julio Jones	ATL	OLB	Thomas Davis	CAR
TE	Greg Olsen	CAR	OLB	Lavonte David	TB
C	Ryan Kalil	CAR	MLB	Luke Kuechly	CAR
G	Zack Martin	DAL	CB	Josh Norman	CAR
G	Josh Sitton	GB	CB	Patrick Peterson	ARI
T	Tyron Smith	DAL	S	Tyrann Mathieu	ARI
T	Trent Williams	WAS	S	Earl Thomas	SEA
Special Teams					
PK	Dan Bailey	DAL	P	Johnny Hekker	STL
KR	Cordarrelle Patterson	MIN	PR	Darren Sproles	PHI
ST	Justin Bethel	ARI			

ALL-NFC TEAMS (2016-2020)

2016

Offense			Defense		
QB	Matt Ryan	ATL	DE	Cliff Avril	SEA
RB	Ezekiel Elliott*	DAL	DE	Brandon Graham	PHI
RB	David Johnson	ARI	DT	Aaron Donald	LAR
WR	Odell Beckham Jr.	NYG	DT	Damon Harrison	NYG
WR	Julio Jones	ATL	OLB	Vic Beasley	ATL
TE	Greg Olsen	CAR	OLB	Ryan Kerrigan	WAS
C	Travis Frederick	DAL	MLB	Bobby Wagner	SEA
G	T.J. Lang	GB	CB	Janoris Jenkins	NYG
G	Zack Martin	DAL	CB	Patrick Peterson	ARI
T	Tyron Smith	DAL	S	Ha Ha Clinton-Dix	GB
T	Trent Williams	WAS	S	Landon Collins	NYG
Special Teams			Special Teams		
PK	Matt Bryant	ATL	P	Johnny Hekker	LAR
KR	Cordarrelle Patterson	MIN	PR	Marcus Sherels	MIN
ST	Dwayne Harris	NYG			

2017

Offense			Defense		
QB	Carson Wentz	PHI	DE	Cameron Jordan	NO
RB	Todd Gurley	LAR	DE	DeMarcus Lawrence	DAL
RB	Alvin Kamara*	NO	DT	Fletcher Cox	PHI
WR	Julio Jones	ATL	DT	Aaron Donald	LAR
WR	Michael Thomas	NO	OLB	Chandler Jones	ARI
TE	Zach Ertz	PHI	OLB	Ryan Kerrigan	WAS
C	Jason Kelce	PHI	MLB	Luke Kuechly	CAR
G	Brandon Brooks	PHI	CB	Marshon Lattimore*	NO
G	Zack Martin	DAL	CB	Darius Slay	DET
T	Lane Johnson	PHI	S	Harrison Smith	MIN
T	Andrew Whitworth	LAR	S	Earl Thomas	SEA
Special Teams			Special Teams		
PK	Greg Zuerlein	LAR	P	Johnny Hekker	LAR
KR	Pharoh Cooper	LAR	PR	Jamal Agnew*	DET
ST	Budda Baker*	ARI			

2018

Offense			Defense		
QB	Drew Brees	NO	DE	Cameron Jordan	NO
RB	Ezekiel Elliott	DAL	DE	Danielle Hunter	MIN
				DeMarcus Lawrence	DAL
RB	Todd Gurley	LAR	DT	Fletcher Cox	PHI
WR	Julio Jones	ATL	DT	Aaron Donald	LAR
WR	Michael Thomas	NO	OLB	Ryan Kerrigan	WAS
TE	George Kittle	SF	OLB	Khalil Mack	CHI
C	Jason Kelce	PHI	MLB	Bobby Wagner	SEA
G	Brandon Brooks	PHI	CB	Kyle Fuller	CHI
G	Zack Martin	DAL	CB	Byron Jones	DAL
T	Terron Armstead	NO	S	Eddie Jackson	CHI
T	David Bakhtiari	GB	S	Harrison Smith	MIN
Special Teams			Special Teams		
PK	Aldrick Rosas	NYG	P	Michael Dickson*	SEA
KR	Richie James (r)	SF	PR	Tarik Cohen	CHI
ST	Cory Littleton	LAR			

2019

Offense			Defense		
QB	Russell Wilson	SEA	DE	Danielle Hunter	MIN
RB	Dalvin Cook	MIN	DE	Cameron Jordan	NO
RB	Christian McCaffery	CAR	DT	Aaron Donald	LAR
WR	Julio Jones	ATL	DT	Grady Jarrett	ATL
WR	Michael Thomas	NO	OLB	Shaquil Barrett	TB
TE	George Kittle	SF	OLB	Chandler Jones	ARI
C	Jason Kelce	PHI	MLB	Bobby Wagner	SEA
G	Brandon Brooks	PHI	CB	Marshon Lattimore	NO
G	Zack Martin	DAL	CB	Richard Sherman	SF
T	David Bakhtiari	GB	S	Anthony Harris	MIN
T	Ryan Ramsey	NO	S	Harrison Smith	MIN
Special Teams			Special Teams		
PK	Wil Lutz	NO	P	Tress Way	WAS
KR	Cordarrelle Patterson	CHI	PR	Deonte Harris*	NO
ST	J.T. Gray	NO			

2020

Offense			Defense		
QB	Aaron Rodgers	GB	DE	Cameron Jordan	NO
RB	Dalvin Cook	MIN	DE	Chase Young*	WAS
RB	Alvin Kamara	NO	DT	Fletcher Cox	PHI
WR	Davante Adams	GB	DT	Aaron Donald	LAR
WR	DeAndre Hopkins	ARI	OLB	Khalil Mack	CHI
TE	T.J. Hockenson	DET	OLB	Za'Darius Smith	GB
C	Corey Linsley	GB	MLB	Fred Warner	SF
G	Ali Marpet	TB	CB	Jaire Alexander	GB
G	Brandon Scherff	WAS	CB	Jalen Ramsey	LAR
T	David Bakhtiari	GB	S	Jamal Adams	SEA
T	Trent Williams	SF	S	Budda Baker	ARI
Special Teams			Special Teams		
PK	Younghoe Koo	ATL	P	Jack Fox	DET
KR	Cordarrelle Patterson	CHI	PR	Jamal Agnew	DET
ST	Nick Bellore	SEA			

* - Also selected to PFWA All-Rookie Team in same season (since 1992)
 (r) - Rookies who were not selected to PFWA All-Rookie teams (since 1992)

ALL-CONFERENCE PLAYERS (1992-2020)

OFFENSE (270)

A

Davante Adams (WR) 2020n
 Flozell Adams (T) 2007n
 Brandon Albert (T) 2013a
 Shaun Alexander (RB; 2) 2004n, 05n
 Keenan Allen (WR) 2019a
Larry Allen (G/T; 7) 1995n, 96n, 97n, 98n (T), 99n, 2000n, 01n
Marcus Allen (RB) 1993a
 Terry Allen (RB) 1996n
 Jamal Anderson (RB) 1998n
 Willie Anderson (T; 2) 2005a, 06a
 Shawn Andrews (G; 2) 2006n, 07n
 Terron Armstead (T) 2018n
 Bruce Armstrong (T; 2) 1995a, 96a

B

David Bakhtiari (T; 3) 2018n, 19n, 20n
 Howard Ballard (T; 2) 1992a, 93a
 Tiki Barber (RB; 3) 2002n, 04n, 05n
 Harris Barton (T; 2) 1992n, 93n
 Odell Beckham Jr. (WR; 2) 2015n, 16n
 Le'Veon Bell (RB; 3) 2014a, 16a, 17a
Jerome Bettis (RB; 3) 1993n*, 96, 97a
 Matt Birk (C; 3) 2000n, 03n, 07n
 Joel Bitonio (G; 2) 2014a*, 20a
 Garrett Bolles (T) 2020a
 Tony Boselli (T; 3) 1997a, 98a, 99a
 David Boston (WR) 2001n
 Tom Brady (QB; 7) 2007a, 10a, 11a, 14a, 15a, 16a, 17a
 Drew Brees (QB; 5) 2006n, 08n, 09n, 13n, 18n
 Brandon Brooks (G; 3) 2017n, 18n, 19n
 Antonio Brown (WR; 5) 2013a, 14a, 15a, 16a, 17a
 Duane Brown (T; 2) 2011a, 12a
 Jammal Brown (T) 2006n
 Lomas Brown (T; 3) 1994n, 95n, 96n
 Ray Brown (G) 2001n
 Ruben Brown (G; 2) 1998a, 99a
Tim Brown (WR; 4) 1993a, 94a, 95a, 97a
Isaac Bruce (WR) 1999n
 Dez Bryant (WR) 2014n

C

Jordan Cameron (TE) 2013a
Cris Carter (WR; 2) 1994n, 99n
 Jammal Charles (RB; 3) 2010a, 12a, 13a
 Mark Chmura (TE; 2) 1995n, 98n
 Jeff Christy (C; 2) 1998n, 99n
 Nick Chubb (RB; 2) 2019a, 20a
 Ryan Clady (T; 3) 2008a/r, 09a, 12a
 Dallas Clark (TE) 2009a
 Ben Coates (TE; 2) 1994a, 95a
 Jack Conklin (T) 2020a
 Dalvin Cook (RB; 2) 2019n, 20n
 Chris Cooley (TE) 2005n
 Alge Crumpler (TE; 2) 2003n, 06n
 Victor Cruz (WR) 2011n
 Daunte Culpepper (QB; 2) 2000n, 04n
 Randall Cunningham (QB) 1998n

D

Stephen Davis (RB) 1999n
Terrell Davis (RB; 3) 1996a, 97a, 98a
 Vernon Davis (TE) 2009n
Dermontti Dawson (C; 5) 1994a, 95a, 96a, 97a, 98a
 David DeCastro (G; 2) 2015a, 17a
 David Diehl (T) 2008n, 2010n
 Kris Dielman (G; 2) 2008a, 10a
 Stefan Diggs (WR) 2020a
 Donald Driver (WR) 2006n

E

Ezekiel Elliott (RB; 2) 2016n*, 18n
John Elway (QB; 3) 1993a, 96a, 97a
 Jahri Evans (G; 4) 2009n, 10n, 11n, 12n

F

Alan Faneca (G; 10) .. 2000a, 01a, 02a, 03a, 04a, 05a, 06a, 07a, 08a, 09a
Marshall Faulk (RB; 5) 1994a*, 98a, 99n, 2000n, 01n
Brett Favre (QB; 6) 1995n, 96n, 97n, 2002n, 03n, 07n
 Larry Fitzgerald (WR; 3) 2007n, 08n, 09n
 Justin Forsett (RB) 2014a
 Matt Forte (RB) 2013n
 Arian Foster (RB; 2) 2010a, 12a
 Travis Frederick (C; 2) 2014n, 16n
 Antonio Freeman (WR) 1998n

G

Rich Gannon (QB; 3) 2000a, 01a, 02a
 Antonio Gates (TE; 5) 2004a, 05a, 06a, 07a, 10a
 Eddie George (RB; 2) 1999a, 2000a

Kevin Glover (C; 4) 1994n, 95n, 96n, 97n
 Kevin Gogan (G) 1998n
Tony Gonzalez (TE; 6) 1999a, 2000a, 01a, 02a, 03a, 08a
 Josh Gordon (WR) 2013a
 Frank Gore (RB) 2006n
 Jimmy Graham (TE; 2) 2011n, 13n
 A.J. Green (WR) 2012a
 Ahman Green (RB; 2) 2001n, 03n
 Rob Gronkowski (TE; 5) 2011a, 12a, 14a, 15a, 17a
 Jordan Gross (T; 2) 2008n, 2010n
 Todd Gurley (RB; 2) 2017n, 18n
 Andre Gurode (C) 2009n

H

Jim Harbaugh (QB) 1995a
Marvin Harrison (WR; 8) ... 1999a, 2000a, 01a, 02a, 03a, 04a, 05a, 06a
 Matt Hasselbeck (QB) 2005n
 Garrison Hearst (RB) 1998n
 Derrick Henry (RB; 3) 2018a, 19a, 20a
 Tyreek Hill (WR; 2) 2018a, 20a
 T.Y. Hilton (WR) 2016a
 T.J. Hockenson (TE) 2020n
 Priest Holmes (RB; 3) 2001a, 02a, 03a
 Torry Holt (WR; 2) 2003n, 06n
 Brad Hopkins (T) 2000a
 DeAndre Hopkins (WR; 5) 2015a, 17a, 18a, 19a, 20n
 Rodney Hudson (C; 3) 2015a, 16a, 19a
 Kareem Hunt (RB) 2017a*
Steve Hutchinson (G; 7) 2003n, 04n, 05n, 06n, 07n, 08n, 09n

I

Mike Iupati (G) 2012n
 Chris Ivory (RB) 2015a

J

DeSean Jackson (WR) 2009n
 John Jackson (T) 1993a
 Keith Jackson (TE) 1992a
 Lamar Jackson (QB) 2019a
 Steven Jackson (RB; 2) 2006n, 09n
Edgerrin James (RB; 4) 1999a*, 2000a, 04a, 05a
 Haywood Jeffries (WR) 1992a
 Andre Johnson (WR; 4) 2008a, 09a, 10a, 12a
Calvin Johnson (WR; 4) 2010n, 11n, 12n, 13n
 Chad Johnson (WR; 4) 2003a, 04a, 05a, 06a
 Chris Johnson (RB; 2) 2008a*, 09a
 David Johnson (RB) 2016n
 Keyshawn Johnson (WR) 1998a
 Lane Johnson (T) 2017n
 Larry Johnson (RB; 2) 2005a, 06a
 Tre' Johnson (G) 1999n
 Brent Jones (TE; 2) 1993n, 94n
 Julio Jones (WR; 5) 2015n, 16n, 17n, 18n, 19n
 Thomas Jones (RB) 2008a
 Tony Jones (T) 1994a
Walter Jones (T; 6) 2002n, 03n, 04n, 05n, 06n, 07n
 Maurice Jones-Drew (RB; 2) 2009a, 11a

K

Ryan Kalil (C; 3) 2011n, 13n, 15n
 Alvin Kamara (RB; 2) 2017n, 20n
 Jason Kelce (C; 3) 2017, 18n, 19n
 Travis Kelce (TE; 4) 2016a, 18a, 19a, 20a
 Ryan Kelly (C) 2020a
 Lincoln Kennedy (T; 2) 2001, 02a
 George Kittle (TE; 2) 2018n, 19n
 Olin Kreutz (C; 4) 2001n, 04, 05n, 06n

L

T.J. Lang (G) 2016n
 Dorsey Levens (RB) 1997n
 Taylor Lewan (T; 2) 2017a, 18a
 Chad Lewis (TE) 2000n
 Jamal Lewis (RB) 2013a
 Matt Light (T) 2007a
 Phillip Lindsay (RB) 2018a*
 Corey Linsley (C) 2020n
 Jake Long (T) 2010a
 Marshawn Lynch (RB; 3) 2011n, 12n, 14n

M

Alex Mack (C; 2) 2013a, 15a
 Patrick Mahomes (QB; 2) 2018a, 20a
 Nick Mangold (C; 3) 2009a, 10a, 14a
 Logan Mankins (G; 4) 2007a, 09a, 12a, 13a
Peyton Manning (QB; 9) .. 1999a, 2003a, 04a, 05a, 06a, 08a, 09a, 12a, 13a
Dan Marino (QB; 2) 1992a, 94a
 Ali Marpet (G) 2020n
 Brandon Marshall (WR; 2) 2012n, 13n
Curtis Martin (RB; 3) 1995a*, 2001a, 04a
 Doug Martin (RB) 2015n
 Tony Martin (WR) 1996a

Zack Martin (G; 6) 2014n*, 15n, 16n, 17n, 18n, 19n
 Ryan Mathews (RB) 2013a
 Evan Mathis (G) 2013n
Bruce Matthews (G/C; 6) 1992a (C), 93a (C), 95a, 97a, 98a, 99a
Kevin Mawae (C; 5) 1999a, 2001a, 02a, 04a, 08a
 Jermaine Mayberry (G) 2002n
 Deuce McAllister (RB; 2) 2002n, 03n
 Christian McCaffery (RB) 2019n
 LeSean McCoy (RB; 2) 2011n, 13n
Randall McDaniel (G; 7) 1992n, 93n, 94n, 95n, 96n, 97n, 98n
 Guy McIntyre (G) 1992n, 93n, 94n, 95n
 Anthony Miller (WR; 2) 1992a, 93a
 Herman Moore (WR; 3) 1995n, 96n, 97n
 Rob Moore (WR) 1997n
Randy Moss (WR; 5) 1998n*, 2000n, 02n, 03n, 07a
 Santana Moss (WR) 2005n
 Eric Moulds (WR) 1998a
 Muhsin Muhammad (WR) 2004n
Mike Munchak (G; 2) 1992a, 93a
 DeMarco Murray (RB; 2) 2014n, 16a
 Latavius Murray (RB) 2015a
 Chris Myers (C) 2012a

N

Tom Nalen (C; 2) 2000a, 03a
 Jordy Nelson (WR) 2014n
 Quenton Nelson (G; 3) 2018a*, 19a, 20a
 Jeremy Newberry (C) 2002n
 Cam Newton (QB) 2015n
 Nate Newton (G; 2) 1993n, 94n
 Carl Nicks (G) 2011n
 Jay Novacek (TE) 1992n

O

Jonathan Ogden (T; 9) ... 1997a, 98a, 99a, 2000a, 01a, 02a, 03a, 04a, 06a
 Shaun O'Hara (C) 2008n
 Russell Okung (T) 2012n
 Greg Olsen (TE; 3) 2014n, 15n, 16n
 Kelechi Osemele (G; 2) 2016a, 17a
Terrell Owens (WR; 5) 2000n, 01n, 02n, 04n, 07n

P

Orlando Pace (T; 5) 1999n, 2000n, 01n, 03n, 05n
 Willie Parker (RB) 2007a
 Donald Penn (T) 2016a
 Jason Peters (T; 6) 2007a, 09n, 10n, 11n, 13n, 14n
 Adrian Peterson (RB; 6) 2007n*, 08n, 09n, 10n, 12n, 15n
 Carl Pickens (WR; 2) 1995a, 96a
 Maurkice Pouncey (C; 3) 2011a, 17a, 18a

R

Ryan Ramczyk (T) 2019n
Andre Reed (WR) 1994a
Jerry Rice (WR; 5) 1992n, 93n, 94n, 95n, 96n
 Ray Rice (RB) 2011a
 Marco Rivera (G; 2) 2003n, 04n
Willie Roaf (T; 9) .. 1994n, 95n, 96n, 97n, 99n, 2000n, 03a, 04a, 05a
 Aaron Rodgers (QB; 4) 2011n, 12n, 14n, 20n
 Michael Roos (T) 2008a
 Matt Ryan (QB) 2016n

S

Chris Samuels (T) 2011n
Barry Sanders (RB; 5) 1992n, 94n, 95n, 96n, 97n
 Jeff Saturday (C; 3) 2005a, 06a, 07a
 Brandon Scherff (G) 2020n
 Mitchell Schwartz (T; 3) 2017a, 18a, 19a
 Dave Scott (G) 1997a
Shannon Sharpe (TE; 4) 1993a, 96a, 97a, 98a
 Sterling Sharpe (WR; 2) 1992n, 93n
Will Shields (G; 7) 1996a, 2001a, 02a, 03a, 04a, 05a, 06a
 Jeremy Shockey (TE) 2002n*
 Keith Sims (G) 1994a
 Josh Sitton (G; 3) 2013n, 14n, 15n
Emmitt Smith (RB; 4) 1992n, 93n, 94n, 95n
 Jimmy Smith (WR) 1999a
 Robert Smith (RB) 2000n
 Rod Smith (WR; 2) 2000a, 01a
 Steve Smith (WR) 2005n
 Tyron Smith (T; 3) 2014n, 15n, 16n
 Chris Snee (G; 2) 2008n, 2010n
 Joe Staley (T; 3) 2011n, 12n, 13n
 Ronnie Stanley (T) 2019a
 Mark Stepnoski (C; 2) 1992n, 93n
 Todd Steussie (T; 2) 1997n, 98n
 Ron Stone (G; 2) 2000n, 02n
 John Sullivan (C) 2012n

T

Vinny Testaverde (QB) 1998a
 Yancey Thigpen (WR) 1997a
 Demaryius Thomas (WR) 2014a

ALL-CONFERENCE PLAYERS (1992-2020)

Joe Thomas (T; 7).....	2009a, 10a, 11a, 13a, 14a, 15a, 16a
Michael Thomas (WR; 3).....	2017n, 18n, 19n
Thurman Thomas (RB; 2).....	1992a, 93a
Tra Thomas (T; 2).....	2002n, 04n
LaDainian Tomlinson (RB; 2).....	2006a, 07a
Michael Turner (RB; 2).....	2008n, 10n
V	
Louis Vasquez (G).....	2013a
Michael Vick (QB).....	2010n
Alejandro Villanueva (T).....	2017a
W	
Mike Wahle (G).....	2005n
Mike Wallace (WR).....	2011a
Steve Wallace (T).....	1992n
Wesley Walls (TE; 4).....	1996n, 97n, 99n, 2001n
Hines Ward (WR).....	2002a
Kurt Warner (QB; 2).....	1999n, 2001n
Chris Warren (RB; 2).....	1994a, 95a
Brian Waters (G; 2).....	2010a, 11a
Reggie Wayne (WR; 2).....	2007a, 10a
Richmond Webb (T; 3).....	1992a, 94a, 95a
Wes Welker (WR; 3).....	2008a, 09a, 11a
Scott Wells (C).....	2010n
Carson Wentz (QB).....	2017n
Brian Westbrook (RB).....	2007n
Roddy White (WR; 2).....	2008n, 10n
Andrew Whitworth (T; 3).....	2014a, 15a, 17n
Erik Williams (T).....	1993n
Ricky Williams (RB).....	2002a
Trent Williams (T; 3).....	2015n, 16n, 20n
Russell Wilson (QB).....	2019n
Steve Wisniewski (G; 6).....	1992a, 93a, 94a, 95a, 96a, 2000a
Jason Witten (TE; 5).....	2004n, 07n, 08n, 10n, 12n
Y	
Marshal Yanda (G; 7).....	2011a, 12a, 14a, 15a, 16a, 18a, 19a
Steve Young (QB; 3).....	1992n, 93n, 94n
Z	
Gary Zimmerman (T).....	1996a

DEFENSE (311)

A	
John Abraham (DE; 3).....	2001a, 02a, 08n
Jamal Adams (S; 3).....	2018a, 19a, 20n
Sam Adams (DT; 2).....	2000a, 01a
Jaire Alexander (CB).....	2020n
Lorenzo Alexander (OLB).....	2016a
Eric Allen (CB).....	1993n
Jared Allen (DE; 4).....	2007a, 09n, 11n, 12n
Ashley Ambrose (CB).....	1996a
Ezekiel Ansah (DE).....	2015n
Jesse Armstead (OLB; 4).....	1997n, 98n, 99n, 2000n
Trace Armstrong (DE).....	2000a
LaVar Arrington (OLB; 3).....	2001n, 02n, 03n
Nnamdi Asomugha (CB; 3).....	2008a, 09a, 10a
Geno Atkins (DT; 5).....	2012a, 15a, 16a, 17a, 18a
Steve Atwater (S; 2).....	1992a, 96a
Cliff Avril (DE).....	2016n
B	
Champ Bailey (CB; 6).....	2000n, 03n, 04a, 05a, 06a, 12a
Budda Baker (S).....	2020n
Ronde Barber (CB).....	2005n
Shaquil Barrett (OLB).....	2019n
Connor Barwin (OLB).....	2014n
Vic Beasley (OLB).....	2016n
Michael Bennett (DE).....	2015n
Bertrand Berry (DE).....	2004n
Eric Berry (S; 3).....	2013a, 15a, 16a
Blaine Bishop (S).....	1995a
Dre' Bly (CB).....	2003n
Joey Bosa (DE; 3).....	2017a, 19a, 20a
Peter Boulware (OLB).....	1999a
A.J. Bouye (CB).....	2017a
Tony Brackens (DE).....	1999a
Lance Briggs (OLB; 4).....	2005n, 06n, 08n, 09n
Keith Brooking (OLB).....	2004n
Ahmad Brooks (OLB).....	2013n
Derrick Brooks (OLB; 8).....	1997n, 98n, 99n, 2000n, 01n, 02n, 04n, 05n
Michael Brooks (ILB).....	1993n
Chad Brown (OLB; 2).....	1996a, 98a
Mike Brown (S).....	2005n
Vincent Brown (ILB).....	1993a
Ray Buchanan (CB).....	1998n
DeForest Buckner (DT).....	2020a
Keith Bulluck (OLB; 2).....	2002a, 03a

Vontaze Burfict (ILB).....	2013a
Derrick Burgess (DE).....	2005a
LeRoy Butler (S; 4).....	1993n, 96n, 97n, 98n
Kevin Byard (S).....	2017a
Gill Byrd (CB).....	1992a
Jarius Byrd (S; 2).....	2009a*, 12a
C	
Calais Campbell (DE; 3).....	2014n, 17a, 19a
Andre Carter (DE).....	2011a
Dale Carter (CB; 3).....	1995a, 96a, 97a
Kevin Carter (DE).....	1999n
Jurrell Casey (DT).....	2013a
Chuck Cecil (S).....	1992n
Ray Childress (DT; 2).....	1992a, 93a
Bradley Chubb (OLB).....	2020a
Ha Ha Clinton-Dix (S).....	2016n
Jadeveon Clowney (DE/OLB; 2).....	2016a (DE), 17a (OLB)
Trent Cole (DE).....	2009n
Rod Coleman (DT; 2).....	2004n, 05n
Landon Collins (S).....	2016n
Nick Collins (S; 2).....	2008n, 10n
Bryan Cox (OLB/ILB; 2).....	1992a (OLB), 94 (ILB)
Fletcher Cox (DT/DE; 4).....	2014n (DE), 17n, 18n, 20n
Antonio Cromartie (CB; 2).....	2007a, 12a
Brian Cushing (OLB/ILB; 2).....	2009a (OLB)*, 11a (ILB)
D	
Marcell Dareus (DT).....	2014a
Lavonte David (OLB; 2).....	2013n, 15n
Eric Davis (CB).....	1995n
Thomas Davis (OLB).....	2015n
Brian Dawkins (S; 6).....	1999n, 2001n, 02n, 04n, 06n, 09a
Jack Del Rio (ILB).....	1994n
Chris Doleman (DE).....	1992n
Aaron Donald (DT; 6).....	2015n, 16n, 17n, 18n, 19n, 20n
Hugh Douglas (DE; 2).....	2000n, 02n
Elvis Dumervil (OLB/DE; 2).....	2009a (OLB), 11a (DE)
E	
Luther Elliss (DT).....	1999n
Byron Evans (ILB).....	1992n
F	
James Farrior (MLB).....	2004a
Cortland Finnegan (CB).....	2008a
Minkah Fitzpatrick (S; 2).....	2019a, 20a
Dwight Freeney (DE; 5).....	2003a, 04a, 05a, 09a, 10a
Kyle Fuller (CB).....	2018n
William Fuller (DE).....	1995n
G	
Myles Garrett (DE; 2).....	2018a, 20a
Sean Gilbert (DT).....	1993n
Jason Gildon (OLB).....	2001a
Stephon Gilmore (CB; 2).....	2018a, 19a
Aaron Glenn (CB; 3).....	1997a, 98a, 2002a
La'Roi Glover (DT; 3).....	2000n, 02n, 03n
Dashon Goldson (S; 2).....	2011n, 12n
Brandon Graham (DE).....	2016n
Kevin Greene (OLB; 2).....	1994a, 96n
Brent Grimes (CB).....	2013a
H	
Joe Haden (CB).....	2013a
Charles Haley (DE).....	1994n
Merton Hanks (S; 3).....	1994n, 95n, 97n
Greg Hardy (DE).....	2013n
Kevin Hardy (OLB).....	1999a
Al Harris (CB; 2).....	2006n, 07n
Anthony Harris (CB).....	2019n
Tommie Harris (DT; 2).....	2005n, 06n
Chris Harris Jr. (CB; 2).....	2014a, 15a
Damon Harrison (DT).....	2016n
James Harrison (OLB; 3).....	2007a, 08a, 10a
Rodney Harrison (S; 3).....	1998a, 2001a, 03a
Ken Harvey (OLB; 2).....	1994n, 95n
James Hasty (CB).....	1997a
Albert Haynesworth (DT; 2).....	2007a, 08a
Cameron Heyward (DT).....	2019a
Dont'a Hightower (MLB).....	2016a
Pierce Holt (DT).....	1992n
Justin Houston (OLB; 2).....	2013a, 14a
Xavier Howard (CB; 2).....	2018a, 20a
Danielle Hunter (DE; 2).....	2018n, 19n
J	
Eddie Jackson (S).....	2018n
Malik Jackson (DT).....	2017a
Rickey Jackson (OLB; 2).....	1992n, 93n
Derwin James (S).....	2018a*
Grady Jarrett (DT).....	2019n
Janoris Jenkins (CB).....	2016n

Kris Jenkins (DT; 2).....	2008a, 13n
Derrick Johnson (MLB/ILB; 2).....	2012a (MLB), 15a (ILB)
Joe Johnson (DE).....	2000n
Bryon Jones (CB).....	2018n
Chandler Jones (OLB; 2).....	2017n, 19n
Chris Jones (DT; 3).....	2018a, 19a, 20a
Henry Jones (S).....	1992a
Cameron Jordan (DE; 4).....	2017n, 18n, 19n, 20n
Jonathan Joseph (CB).....	2011a
Seth Joyner (OLB).....	1993n
Matthew Judon (OLB).....	2019a
Cato June (OLB).....	2005a
K	
Aaron Kampman (DE; 2).....	2006n, 07n
Jevon Kearse (DE).....	1999a*
Cortez Kennedy (DT; 4).....	1992a, 93a, 94a, 96a
Patrick Kerney (DE).....	2007n
Ryan Kerrigan (OLB; 3).....	2016n, 17n, 18n
Levon Kirkland (MLB; 2).....	1996a, 97a
Luke Kuechly (MLB/ILB; 4).....	2013n (ILB), 14n, 15n, 17n
L	
Carnell Lake (S; 5).....	1994a, 95a, 96a, 97a, 99a
Lamar Lathon (OLB).....	1996n
Marshon Lattimore (CB; 2).....	2017n, 19n
Ty Law (CB; 2).....	1998a, 2003a
DeMarcus Lawrence (DE; 2).....	2017n, 18n
Darius Leonard (OLB/ILB/MLB; 3).....	2018a* (OLB), 19a (ILB), 20a (MLB)
DeAndre Levy (OLB).....	2014n
Michael Lewis (S).....	2004n
Mo Lewis (OLB; 2).....	1998a, 2000a
Ray Lewis (MLB/ILB; 6).....	1999a, 2000a, 01a, 03a, 08a (ILB), 09a (ILB)
Leonard Little (DE).....	2003n
Greg Lloyd (CB; 3).....	1993a, 94a, 95a
Todd Lyght (OLB).....	1999n
John Lynch (S; 3).....	1999n, 2000n, 01n
M	
Khalil Mack (OLB/DE; 5).....	2015a (DE & OLB); 16a (DE), 18n, 20n
Sam Madison (CB; 3).....	1999a, 2000a, 01a
Brock Marion (S).....	2000a
Wilber Marshall (OLB).....	1992n
Tyrann Mathieu (S; 2).....	2015n, 20a
Rashean Mathis (CB).....	2006a
Robert Mathis (DE/OLB; 3).....	2008a, 10a, 13a (OLB)
Clay Matthews (OLB; 3).....	2010n, 11n, 12n
Jerod Mayo (ILB/OLB; 2).....	2010a (ILB), 12a (OLB)
Chris McAllister (CB).....	2004a
Devin McCourty (S; 2).....	2014a, 16a
Gerald McCoy (DT; 3).....	2012n, 13n, 14n
Michael McCrary (DE).....	1998a
Terry McDaniel (CB; 3).....	1993a, 94a, 95a
Tim McDonald (S; 2).....	1992n, 93n
Chester McGlockton (DT; 3).....	1994a, 95a, 96a
Audray McMillian (CB).....	1992n
Shawne Merriman (OLB).....	2006a
Jamir Miller (OLB).....	2001a
Von Miller (OLB; 7).....	2011a*, 12a, 14a, 15a, 16a, 17a, 18a
Lawyer Milloy (S; 3).....	1998a, 99a, 2001a
Sam Mills (ILB/MLB; 2).....	1992n (ILB), 96n (MLB)
John Mobley (OLB).....	1997a
Dan Morgan (MLB).....	2004n
C.J. Mosley (ILB; 2).....	2014a*, 18a
N	
Reggie Nelson (S).....	2015a
Haloti Ngata (DT; 3).....	2009a, 10a, 11a
Dat Nguyen (MLB).....	2003n
Hardy Nickerson (MLB/ILB; 3).....	1993n (ILB), 97n, 99n
Josh Norman (CB).....	2015n
Ken Norton Jr. (MLB).....	1995n
O	
Adewale Ogunleye (DE).....	2003a
Deltha O'Neal (CB; 2).....	2001a, 05a
Leslie O'Neal (DE; 2).....	1992a, 94a
P	
Tony Parrish (S).....	2003n
Bryce Paup (OLB; 2).....	1994n, 95a
Julius Peppers (DE; 4).....	2004n, 06n, 10n, 12n
Marcus Peters (CB; 2).....	2015a*, 16a
Julian Peterson (OLB; 2).....	2003n, 07n
Patrick Peterson (CB; 3).....	2013n, 15n, 16n
Jermaine Phillips (S).....	2007n
Jason Pierre-Paul (DE).....	2011n
Dontari Poe (DT).....	2013a
Troy Polamalu (S; 5).....	2004a, 05a, 08a, 10a, 11a
Robert Porcher (DE; 3).....	1997n, 99n, 2001n
Joey Porter (OLB; 4).....	2002a, 04a, 05a, 08a
Trevor Pryce (DT; 2).....	1999a, 2000a

ALL-CONFERENCE PLAYERS (1992-2020)

Q

Glover Quin (S)..... 2014n
Robert Quinn (DE)..... 2013n

R

B.J. Raji (DT)..... 2010n
Jalen Ramsey (CB; 2)..... 2017a, 20n
John Randle (DT; 7)..... 1993n, 94n, 95n, 96n, 97n, 98n, 2001a
Jay Ratliff (DT; 3)..... 2008n, 09n, 11n
Ed Reed (S; 7)..... 2003a, 04a, 06a, 07a, 08a, 10a, 11a
Darrelle Revis (CB; 4)..... 2009a, 10a, 11a, 14a
Ricky Reynolds (CB)..... 1992n
Kerry Rhodes (S)..... 2006a
Simeon Rice (DE)..... 2002n
Marcus Robertson (S)..... 1993a
Eugene Robinson (S; 2)..... 1993a, 98n
Carlos Rogers (CB)..... 2011n
Antrel Rolle (S)..... 2010n
Samari Rolle (CB)..... 2000a
Darrell Russell (DT; 2)..... 1998a, 99a
DeMeco Ryans (MLB)..... 2007a

S

Dan Saleaumua (DT)..... 1995a
Asante Samuel (CB; 3)..... 2007a, 09n, 10n
Bob Sanders (S; 2)..... 2005a, 07a
Deion Sanders (CB; 6)..... 1993n, 94n, 96n, 97n, 98n, 99n
Warren Sapp (DT; 5)..... 1998n, 99n, 2000n, 01n, 02n
Aaron Schobel (DE)..... 2006a
Lance Schulters (S)..... 2002a
Junior Seau (ILB/MLB/OLB; 6) .. 1992a, 93a, 94a, 95a (MLB), 98a (MLB), 2000a (OLB)
Richard Seymour (DT; 5)..... 2002a, 03a, 04a, 05a, 06a
Darren Sharper (S; 5)..... 2000n, 02n, 05n, 07n, 09n
Ryan Shazier (MLB)..... 2017a
Lito Sheppard (CB; 2)..... 2004n, 2006n
Richard Sherman (CB; 4)..... 2012n, 13n, 14n, 19n
Kawann Short (DT)..... 2015n
Michael Sinclair (DE; 2)..... 1997a, 98a
Chris Slade (OLB)..... 1997a
Darius Slay (CB)..... 2017n
Aldon Smith (OLB)..... 2012n
Bruce Smith (DE; 6)..... 1992a, 93a, 94a, 95a, 96a, 97a
Chuck Smith (DE)..... 1997n
Harrison Smith (S; 3)..... 2017n, 18n, 19n
Justin Smith (DT; 2)..... 2011n, 12n
Neil Smith (DE; 2)..... 1993a, 95a
Za'Darius Smith (OLB)..... 2020n
Chris Spielman (ILB)..... 1994n
Takeo Spikes (OLB; 2)..... 2003a, 04a
Shawn Springs (CB)..... 2004n
Joel Steed (DT)..... 1997a
Michael Strahan (DE; 5)..... 1997n, 98n, 2001n, 03n, 05n
Marcus Stroud (DT; 2)..... 2003a, 04a
Dana Stubblefield (DT; 3)..... 1994n, 95n, 97n
Terrell Suggs (OLB)..... 2011a
Ndamukong Suh (DT; 5)..... 2010n*, 13n, 14n, 15a, 16a
Patrick Surtain (CB; 2)..... 2002a, 03a

T

Aqib Talib (CB)..... 2016a
Darryl Talley (OLB)..... 1993a
Bobby Taylor (CB)..... 2002n
Jason Taylor (DE; 4)..... 2000a, 02a, 04a, 06a
Adalius Thomas (OLB)..... 2006a
Derrick Thomas (OLB; 2)..... 1992a, 96a
Earl Thomas (S; 6)..... 2011n, 12n, 13n, 14n, 15n, 17n
Henry Thomas (DT)..... 1992n
William Thomas (OLB)..... 1995n
Zach Thomas (MLB; 2)..... 2002a, 06a
Charles Tillman (CB)..... 2012n
Tony Tolbert (DE)..... 1996n
Jeremiah Trotter (MLB)..... 2000n
Desmond Trufant (CB)..... 2014n
Marcus Trufant (CB)..... 2007n
Justin Tuck (DE; 2)..... 2008n, 10n
Jesse Tuggle (MLB)..... 1998n
Eric Turner (S)..... 1994a

U

Osi Umenyiora (DE)..... 2005n

Brian Urlacher (MLB/ILB; 5)..... 2001n, 02n, 05n, 06n, 10n (ILB)

V

Kyle Vanden Bosch (DE)..... 2007a
Nathan Vasher (CB)..... 2005n
Troy Vincent (CB; 3)..... 2000n, 01n, 02n
Mike Vrabel (OLB)..... 2007a

W

Bobby Wagner (MLB; 3)..... 2016n, 18n, 19n
Cameron Wake (DE/OLB; 3)..... 2010a (OLB), 12a, 13a
Gary Walker (DT)..... 2002a

DeMarcus Ware (OLB; 6)..... 2006n, 07n, 08n, 09n, 10n, 11n
Fred Warner (MLB)..... 2020n
Ted Washington (DT; 2)..... 1997a, 98a
J.J. Watt (DE; 5)..... 2012a, 13a, 14a, 15a, 18a
T.J. Watt (OLB; 2)..... 2019a, 20a
Eric Weddle (S; 4)..... 2012a, 13a, 14a, 17a
Reggie White (DE; 6)..... 1992n, 93n, 94n, 95n, 96n, 98n
Tre'Davious White (CB; 2)..... 2019a, 20a
Donte Whitner (S)..... 2013n
Marcellus Wiley (DE)..... 2001a
Vince Wilfork (DT; 5)..... 2007a, 09a, 10a, 11a, 12a
Darryl Williams (S)..... 1997a
Aeneas Williams (CB; 4)..... 1995n, 96n, 97n, 2001n
Alfred Williams (DE)..... 1996a
Jamal Williams (DT; 2)..... 2005a, 06a
Kevin Williams (DT; 5)..... 2004n, 06n, 07n, 08n, 09n
Kyle Williams (DT)..... 2014a
Mario Williams (DE; 3)..... 2008a, 09a, 14a
Pat Williams (DT)..... 2007n
Roy Williams (S)..... 2003n
Tramon Williams (CB)..... 2010n
Patrick Willis (ILB/MLB; 5) .. 2007n* (MLB), 08n, 09n, 11n, 12n (MLB)
Adrian Wilson (S; 3)..... 2006n, 08n, 09n
Al Wilson (MLB)..... 2005a
Antoine Winfield (CB)..... 2008n
Charles Woodson (CB; 5)..... 1999a, 2001a, 08n, 09n, 11n
Darren Woodson (S; 3)..... 1994n, 95n, 96n
Rod Woodson (CB/S; 5)..... 1992a, 93a, 94a, 2000a (S), 02 (S)
Donnell Woolford (CB)..... 1994n

Y

Bryant Young (DT; 2)..... 1996n, 2001n
Chase Young (DE)..... 2020n*

SPECIAL TEAMS (178)

A

Jamal Agnew (PR; 2)..... 2017n*, 20n
David Akers (PK; 5)..... 2001n, 02n, 04n, 09n, 11n
Lorenzo Alexander (ST)..... 2012n
Morten Andersen (PK; 2)..... 1992n, 95n
Gary Anderson (PK; 2)..... 1993a, 98n
Brendon Ayanbadejo (ST; 3)..... 2006n, 07n, 08a
Jerry Azumah (KR)..... 2003n

B

Dan Bailey (PK; 2)..... 2014n, 15n
Jake Bailey (P)..... 2020a
Budda Baker (ST)..... 2017n*
Alex Bannister (ST)..... 2003n
Bryan Barker (P)..... 1997a
Michael Bates (ST/KR; 5) .. 1996n (KR), 97n (KR), 98n, 99n, 2000n
Nick Bellore (ST)..... 2020n
Darren Bennett (P; 2)..... 1995a/r, 2000a
Mitch Berger (P; 2)..... 1999n, 2004n
Justin Bethel (ST; 3)..... 2013n, 14n, 15n
Josh Bidwell (P)..... 2005n
Rob Bironas (PK)..... 2007a
Cary Blanchard (PK)..... 1996a
Tony Brown (PR)..... 2001a
Matt Bryant (PK; 2)..... 2010n, 16n

C

Rich Camarillo (P; 2)..... 1992n, 93n
Michael Campanaro (PR)..... 2017a
John Carney (PK; 2)..... 1994a, 2008n
Tarik Cohen (PR)..... 2018n
Andre Coleman (KR/PR; 2)..... 1994a/r (KR), 95a (PR)
Dustin Colquitt (P)..... 2012a
Pharoh Cooper (KR)..... 2017n
Josh Cribbs (KR/PR; 4)..... 2007a (KR), 09a (KR & PR), 11a (PR)
Billy Cundiff (PK)..... 2010a

D

Phil Dawson (PK)..... 2012a
Quintin Demps (KR)..... 2013a
Michael Dickson (P)..... 2018n*
Maurice Douglass (ST)..... 1994n
Eddie Drummond (KR/PR; 2)..... 2004n (KR & PR)

E

Jason Elam (PK; 3)..... 1995a, 98a, 2001a

F

Heath Farwell (ST)..... 2009n
Jeff Feagles (P)..... 1995n
Brandon Fields (P)..... 2013a
Nick Folk (PK)..... 2007n*
Jack Fox (P)..... 2020n

G

Chris Gadocki (P)..... 1992a, 1996a

Ian Gold (ST)..... 2001a
Darrien Gordon (PR; 4)..... 1994a, 96a, 97a, 2001n
Stephen Gostkowski (PK; 2)..... 2008a, 15a
Robbie Gould (PK)..... 2006n
Corey Graham (ST)..... 2011n
Shayne Graham (PK)..... 2005a
Martin Gramatica (PK)..... 2000n
Mel Gray (KR)..... 1994n
J.T. Gray (ST)..... 2019n

H

Dante Hall (KR/PR; 2)..... 2003a (KR & PR)
Chris Hanson (P)..... 2002a
Jason Hanson (PK; 2)..... 1997n, 99n
Mecole Hardman (KR)..... 2019a/r
Deonte Harris (PR)..... 2019n*
Dwayne Harris (PR/ST; 2)..... 2012n (PR), 16n (ST)
Percy Harvin (KR)..... 2009n*
Steven Hauschka (PK)..... 2013n
Vaughn Hebron (KR)..... 1998a
Johnny Hekker (P; 5)..... 2013n, 14n, 15n, 16n, 17n
Craig Hentrich (P; 2)..... 1998a, 2003a
Devin Hester (KR/PR; 6) ... 2006n* (KR & PR), 07n (KR & PR), 10 (PR), 14n (KR)
Johnnie Lee Higgins (PR)..... 2008a
Tyreek Hill (KR/PR; 2)..... 2016a* (KR & PR)
Tony Horne (KR)..... 1999n
Desmond Howard (PR; 2)..... 1996n, 2000n
Tyronne Hughes (KR/PR; 2)..... 1993n*/r (KR & PR)

I

Larry Izzo (ST; 3)..... 2000a, 02a, 04a

J

DeSean Jackson (PR)..... 2009n
Richie James (KR)..... 2018n/r
Sebastian Janikowski (PK)..... 2011a
Travis Jervey (ST)..... 1997n
Diontae Johnson (PR)..... 2019a*
Norm Johnson (PK)..... 1993n
Adam Jones (PR/KR; 2)..... 2006a (PR), 14a (KR)
Donnie Jones (P)..... 2008n
Jacoby Jones (KR)..... 2012a
Taiwan Jones (KR)..... 2015a

K

Nate Kaeding (PK; 2)..... 2006a, 09a
John Kasay (PK)..... 1996n
Brett Kern (P; 3)..... 2017a, 18a, 19a
Sam Koch (P)..... 2015a
Younghoe Koo (PK)..... 2020n

L

Jarvis Landry (PR)..... 2015a
Shane Lechler (P; 7)..... 2001a, 04a, 07a, 08a, 09a, 10a, 11a
Andy Lee (P; 4)..... 2007n, 09n, 11n, 12n
Dion Lewis (KR)..... 2017a
Jermaine Lewis (PR/KR; 2)..... 1998a (PR), 2001a (KR)
Michael Lewis (KR/PR; 2)..... 2002n (KR & PR)
Cory Littleton (ST)..... 2018n
Wil Lutz (PK)..... 2019n

M

Tremain Mack (KR)..... 1999a
Reno Mahe (PR)..... 2005n
Danieal Manning (KR)..... 2008n
Olindo Mare (PK)..... 1999a
Marc Mariani (PR)..... 2010a*
Kelvin Martin (PR)..... 1992n
Derrick Mason (KR/PR; 2)..... 2000a (KR & PR)
Jerome Mathis (KR)..... 2005a*
Fred McAfee (ST)..... 2002n
Pat McAfee (P; 2)..... 2014a, 16a
Mat McBriar (P; 2)..... 2006n, 10n
Dexter McCluster (PR)..... 2013a
O.J. McDuffie (KR)..... 1993a/r
Terrence McGee (KR)..... 2004a
Leodis McKelvin (KR/PR; 2)..... 2008a* (KR), 12a (PR)
Joe McKnight (KR)..... 2011a
Eric Metcalf (PR)..... 1993a
Glyn Milburn (KR/PR; 2)..... 1995a (KR), 99n (PR)
Justin Miller (KR)..... 2006a
Hanik Milligan (ST)..... 2005a
John Henry Mills (ST)..... 1996a
Brian Mitchell (PR/KR; 3)..... 1994n (PR), 95n (PR & KR)
Greg Montgomery (P)..... 1993a
Brian Moorman (P; 2)..... 2005a, 06a
Sean Morey (ST)..... 2008n
Chad Morton (KR)..... 2002a
Santana Moss (PR)..... 2002a

O

George Odum (ST)..... 2020a
Gunner Olszewski (PR)..... 2020a

ALL-CONFERENCE PLAYERS (1992-2020)

Kassim Osgood (ST; 3).....	2006a, 07a, 09a
Montell Owens (ST).....	2010a
P	
David Palmer (PR).....	1997n
Roscoe Parrish (PR).....	2007a
Cordarrelle Patterson (KR; 5).....	2013n*, 15n, 16n, 19n, 20n
Patrick Peterson (PR).....	2011n
Adrian Phillips (ST).....	2018a
Scott Player (P).....	2000n
Roell Preston (KR).....	1998n
R	
Neil Rackers (PK).....	2005n
Antwaan Randle El (PR).....	2005a
Ike Reese (ST).....	2004n
Fuad Reveiz (PK).....	1994n
Andre Roberts (PR/KR; 3).....	2018a (KR & PR), 20a (PR)
Koren Robinson (KR).....	2005n
Reggie Roby (P).....	1994n
Charlie Rogers (PR).....	1999a*
Aldrick Rosas (PK).....	2018n
S	
B.J. Sams (PR).....	2004a*
Deion Sanders (KR/PR; 2).....	1992n (KR), 98n (PR)
Todd Sauerbrun (P; 3).....	2001n, 02n, 03n
Jim Schwartz (ST).....	1996n
Elbert Shelley (ST; 3).....	1992n, 93n, 95n
Marcus Sherels (PR).....	2016n
Matthew Slater (ST; 8) ..	2011a, 12a, 13a, 14a, 15a, 16a, 17a, 19a
Brad Smith (KR).....	2010a
Clifton Smith (PR).....	2008n
Detron Smith (ST).....	1999a
Steve Smith (KR).....	2001n
Darren Sproles (PR/KR; 3).....	2011n (KR), 14n, 15n
Rohn Stark (P).....	1992a
Matt Stover (PK).....	2000a
Pete Stoyanovich (PK; 2).....	1992a, 97a
T	
Steve Tasker (ST; 4).....	1992a, 93a, 94a, 95a
Golden Tate (PR).....	2013n
Adalius Thomas (ST).....	2003a
DeAnthony Thomas (PR).....	2014a*
Bennie Thompson (ST).....	1998a
Justin Tucker (PK; 6).....	2013a, 16a, 17a, 18a, 19a, 20a
Tom Tupu (P).....	1999a
Matt Turk (P; 3).....	1996n, 97n, 98n
Rick Tuten (P).....	1994a
David Tyree (ST).....	2005n
V	
Mike Vanderjagt (PK).....	2003a
Tamarick Vanover (KR; 2).....	1996a, 97a
Darrick Vaughn (KR).....	2000n*
Jon Vaughn (KR).....	1992a
Clarence Verdin (PR).....	1992a
Adam Vinatieri (PK; 3).....	2002a, 04a, 14a
W	
Blair Walsh (PK).....	2012n*
Leon Washington (KR; 2).....	2010n, 12n
Tress Way (P).....	2019n
Eric Weems (ST).....	2010n
Brian Westbrook (PR).....	2003n
Larry Whigham (ST; 2).....	1997a, 2001n
Jeff Wilkins (PK).....	2003n
Z	
Greg Zuerlein (PK).....	2017n

Players selected at multiple positions: Most-selected position listed first; years selected at second position marked. If the selections are equal, all years are marked with the position.

a: Player selected to All-AFC Teams

n: Player selected to All-NFC Teams

*: Player selected to PFWA All-Rookie Team in same season

/r: Rookies not selected to PFWA All-Rookie Teams (1992-2020)

Bold: Pro Football Hall of Fame inductee

MOST PFWA ALL-CONFERENCE PLAYERS BY TEAM (1992-2020)

NFL Team	Offense	Defense	Special	Total
Minnesota	37	28	12	77
Kansas City	40	24	12	76
New England	27	29	19	75
Dallas	40	25	9	74
Pittsburgh	35	34	3	72
Philadelphia	27	30	10	67
San Francisco	31	30	6	67
Baltimore	21	28	17	66
Green Bay	32	30	3	65
Denver	23	26	8	57
Indianapolis	33	15	9	57
Seattle	19	28	9	56
New Orleans	29	12	12	53
L.A. Chargers	14	23	14	51
Las Vegas	22	18	10	50
Tennessee	22	15	12	49
Chicago	7	22	17	46
L.A. Rams	20	13	11	44
Buffalo	10	22	11	43
Carolina	17	15	10	42
Detroit	19	13	9	41
Washington	9	13	9	41
Miami	9	25	6	40
Atlanta	13	12	13	38
N.Y. Jets	15	14	8	37
Arizona	8	16	11	35
N.Y. Giants	12	18	4	34
Tampa Bay	2	29	3	34
Houston	14	16	1	31
Cleveland	17	5	6	28
Cincinnati	11	9	3	23
Jacksonville	6	11	3	20

Most selections by unit in **bold**.

MOST PLAYERS SELECTED TO PFWA ALL-CONFERENCE (1992-2020)

Offense

AFC: 5 - Pittsburgh 2017

NFC: 5 - San Francisco 1992, Minnesota 1998,

Dallas 2014, Philadelphia 2017

Defense

AFC: 4 - Pittsburgh 1994, Miami 2000,

Jacksonville 2017

NFC: 5 - Chicago 2005

Special Teams

AFC: 3 - San Diego 1994

NFC: 3 - New Orleans 2002, Chicago 2006,

Chicago 2007, L.A. Rams 2017, New Orleans

2019

ROOKIES SELECTED TO PFWA ALL-CONFERENCE (1992-2020)

Selected to All-Conference and All-Rookie Teams (1992-present; 49)

1993 (2) - RB **Jerome Bettis** (n), KR Tyrone Hughes (n)

1994 - RB **Marshall Faulk** (a)

1995 - RB Curtis Martin (a)

1998 - WR **Randy Moss** (n)

1999 (3) - DE Jevon Kearse (a), RB **Edgerrin**

James (a), PR Charlie Rogers (a)

2000 - KR Derrick Vaughn (n)

2001 - KR Steve Smith (n)

2002 - TE Jeremy Shockey (n)

2004 - PR B.J. Sams (a)

2005 - KR Jerome Mathis (a)

2006 (2) - KR & PR Devin Hester (n)

2007 (3) - PK Nick Folk (n), RB Adrian Peterson

(n), MLB Patrick Willis (n)

2008 (3) - RB Chris Johnson (a), KR Leodis McK-

elvin (a), PR Clifton Smith (n)

2009 (2) - OLB Brian Cushing (a), KR Percy

Harvin (n)

2010 (2) - PR Marc Mariani (a), DT Ndamukong

Suh (n)

2011 (2) - OLB Von Miller (a), PR Patrick Peter-

son (n)

2012 - PK Blair Walsh (n)

2013 - KR Cordarrelle Patterson (n)

2014 (4) - G Joel Bitonio (a), G Zack Martin (n),

ILB C.J. Mosley (a), PR DeAnthony Thomas (a)

2015 - CB Marcus Peters (a)

2016 (2) - RB Ezekiel Elliott (n), KR Tyreek Hill

(a)

2017 (5) - PR Jamal Agnew (n), ST Budda Baker

(n), RB Kareem Hunt (a), RB Alvin Kamara (n),

CB Marshon Lattimore (n)

2018 (5) - P Michael Dickson (n), S Derwin James

(a), OLB Darius Leonard (a), RB Phillip Lindsay

(a), G Quenton Nelson (a)

2019 (2) - KR Mecole Hardman (a), PR Deonte

Harris (n)

2020 - DE Chase Young (n)

Selected to All-Conference Teams

(and not selected to All-Rookie Teams;

1992-present; 5)

1993 (2) - PR Tyrone Hughes (n), KR O.J.

McDuffie (a)

1994 - KR Andre Coleman (a)

2018 - KR Richie James (n)

2019 - PR Dontae Johnson (a)

(a) - Player selected to All-AFC Teams

(n) - Player selected to All-NFC Teams

Bold: Pro Football Hall of Fame inductee

ALL-CONFERENCE RECORDS (1992-2020)

OFFENSE

Most PFWA All-Conference Honors

10 - Alan Faneca G
 9 - Peyton Manning QB
 9 - Jonathan Ogden T
 9 - Willie Roaf T
 8 - Marvin Harrison WR
 7 - Larry Allen G 6/T 1
 7 - Tom Brady QB (active)
 7 - Steve Hutchinson G
 7 - Randall McDaniel G
 7 - Will Shields G
 7 - Joe Thomas T
 7 - Marshal Yanda G
 6 - Brett Favre QB
 6 - Tony Gonzalez TE
 6 - Walter Jones T
 6 - Bruce Matthews G 4/C 2
 6 - Zack Martin G (active)
 6 - Jason Peters T (active)
 6 - Adrian Peterson RB (active)
 6 - Steve Wisniewski G
 5 - Antonio Brown WR (active)
 5 - Dermontti Dawson C
 5 - Marshall Faulk RB
 5 - Antonio Gates TE
 5 - Rob Gronkowski TE (active)
 5 - DeAndre Hopkins WR (active)
 5 - Julio Jones WR (active)
 5 - Kevin Mawae C
 5 - Randy Moss WR
 5 - Terrell Owens WR
 5 - Orlando Pace T
 5 - Jerry Rice WR
 5 - Barry Sanders RB

Most PFWA All-Conference Selections By Position

QB - 9 Peyton Manning
 RB - 6 Adrian Peterson (active)
 WR - 8 Marvin Harrison
 TE - 6 Tony Gonzalez
 C - 5 Dermontti Dawson, Kevin Mawae
 G - 10 Alan Faneca
 T - 9 Jonathan Ogden, Willie Roaf

Most Consecutive PFWA All-Conference Selections

10 - Alan Faneca G 2000-09
 8 - Marvin Harrison WR 1999-2006
 8 - Jonathan Ogden T 1997-2004
 7 - Larry Allen G/T 1995-2001
 7 - Steve Hutchinson G 2003-09
 7 - Randall McDaniel G 1992-98
 6 - Walter Jones T 2002-07
 6 - Zack Martin G 2014-19
 6 - Will Shields G 2001-06
 5 - Antonio Brown WR 2013-17
 5 - Dermontti Dawson C 1994-98
 5 - Tony Gonzalez TE 1999-2003
 5 - Julio Jones WR 2015-19
 5 - Jerry Rice WR 1992-96
 5 - Steve Wisniewski G 1992-96

Most Consecutive PFWA All-Conference Selections By Position

QB - 4 Peyton Manning 2003-06, Tom Brady 2014-17
 RB - 4 Emmitt Smith 1992-95, Barry Sanders 1994-97, Marshall Faulk 1998-2001, Adrian Peterson 2007-10
 WR - 8 Marvin Harrison 1999-2006
 TE - 5 Tony Gonzalez 1999-2003
 C - 5 Dermontti Dawson 1994-98
 G - 10 Alan Faneca 2000-09
 T - 8 Jonathan Ogden 1999-2006

DEFENSE

Most PFWA All-Conference Honors

8 - Derrick Brooks OLB
 7 - Von Miller OLB (active)
 7 - John Randle DT
 7 - Ed Reed S
 6 - Champ Bailey CB
 6 - Brian Dawkins S
 6 - Aaron Donald DT (active)
 6 - Ray Lewis MLB 4/ILB 2
 6 - Deion Sanders CB
 6 - Junior Seau ILB 3/MLB 2/OLB 1
 6 - Bruce Smith DE
 6 - Earl Thomas S (active)
 6 - DeMarcus Ware OLB
 6 - Reggie White DE
 5 - Geno Atkins DT (active)
 5 - Dwight Freeney DE
 5 - Carnell Lake S
 5 - Khalil Mack OLB 3/DE 2 (active)
 5 - Warren Sapp DT
 5 - Richard Seymour DT
 5 - Darren Sharper S
 5 - Michael Strahan DE
 5 - Ndamukong Suh DT (active)
 5 - Brian Urlacher MLB 5/ILB 1
 5 - J.J. Watt DE (active)
 5 - Vince Wilfork DT
 5 - Kevin Williams DT
 5 - Patrick Willis ILB 3/MLB 2
 5 - Charles Woodson CB
 5 - Rod Woodson CB 3/S 2

Most PFWA All-Conference Selections By Position

DE - 6 Bruce Smith, Reggie White
 DT - 7 John Randle
 OLB - 8 Derrick Brooks
 ILB/MLB - 6 Ray Lewis
 CB - 6 Champ Bailey, Deion Sanders
 S - 7 Ed Reed

Most Consecutive PFWA All-Conference Selections

6 - Derrick Brooks OLB 1997-2002
 6 - Aaron Donald DT 2015-20 (active)
 6 - John Randle DT 1993-98
 6 - Bruce Smith DE 1992-97
 6 - DeMarcus Ware OLB 2006-11
 5 - Von Miller OLB 2014-18
 5 - Warren Sapp DT 1998-2002
 5 - Earl Thomas S 2011-15
 5 - Reggie White DE 1992-96

Most Consecutive PFWA All-Conference Selections By Position

DE - 6 Bruce Smith 1992-97
 DT - 6 John Randle 1993-98, Aaron Donald 2015-20 (active)
 OLB - 6 Derrick Brooks 1997-2002
 ILB/MLB - 4 Junior Seau 1992-95
 CB - 4 Champ Bailey 2003-06
 S - 5 Earl Thomas 2011-15

SPECIAL TEAMS

Most PFWA All-Conference Honors

8 - Matthew Slater ST (active)
 7 - Shane Lechler P
 6 - Devin Hester KR 3/PR 3
 6 - Justin Tucker PK (active)
 5 - David Akers PK
 5 - Michael Bates ST 3/KR 2
 5 - Johnny Hekker P (active)
 5 - Cordarrelle Patterson KR (active)

Most PFWA All-Conference Selections By Position

PK - 6 Justin Tucker (active)
 P - 7 Shane Lechler
 PR - 4 Darrien Gordon
 KR - 5 Cordarrelle Patterson (active)
 ST - 8 Matthew Slater (active)

Most Consecutive PFWA All-Conference Selections

7 - Matthew Slater ST 2011-17
 5 - Michael Bates ST/KR 1996-2000
 5 - Johnny Hekker P 2013-17
 5 - Shane Lechler P 2007-11
 5 - Justin Tucker PK 2016-20 (active)

Most Consecutive PFWA All-Conference Selections By Position

PK - 5 Justin Tucker 2016-20 (active)
 P - 5 Shane Lechler 2007-11, Johnny Hekker 2013-17
 KR - 2 Michael Bates 1996-97, Tamarick Vanover 1996-97, Devin Hester 2006-07*, Cordarrelle Patterson 2015-16, Cordarrelle Patterson 2019-20 (active)
 PR - 2 Brian Mitchell 1994-95, Darrien Gordon 1996-97, Devin Hester 2006-07*, Darren Sproles 2014-15
 ST - 7 Matthew Slater 2011-17

* - Hester was selected at both PR and KR in 2006 and 2007.

Bold: Pro Football Hall of Fame inductee

PFWA ALL-CONFERENCE MULTIPLE HONOREES (1992-2020)

1993-NFC Tyrone Hughes, NO (KR & PR)
 1995-NFC Brian Mitchell, WAS (KR & PR)
 2000-AFC Derrick Mason, TEN (KR & PR)
 2002-NFC Michael Lewis, NO (KR & PR)
 2004-NFC Eddie Drummond, DET (KR & PR)
 2006-NFC Devin Hester, CHI (KR & PR)
 2007-NFC Devin Hester, CHI (KR & PR)
 2009-AFC Josh Cribbs, CLE (KR & PR)
 2015-AFC Khalil Mack, OAK (DE & OLB)
 2016-AFC Tyreek Hill, KC (KR & PR)

ALL-ROOKIE TEAMS (1974-1980)

1974

Offense			Defense		
QB	Tom Owen	SF	DE	John Dutton	BAL
RB	Wilbur Jackson	SF	DE	Ed Jones	DAL
RB	Don Woods	SD	DT	Carl Barzilauskas	NYJ
WR	Nat Moore	MIA	DT	Bill Kollar	CIN
WR	Lynn Swann	PIT	OLB	Matt Blair	MIN
TE	Paul Seal	NO	OLB	Sam Hunt	NE
C	Mike Webster	PIT	MLB	Jack Lambert	PIT
G	John Hicks	NYG	CB	Terry Schmidt	NO
G	Tom Mullen	NYG	CB	Roscoe Word	NYJ
T	Charles Getty	KC	S	Prentice McCray	NE
T	Claudie Minor	DEN	S	Bill Simpson	LA
Special Teams					
PK	Efren Herrera	DAL	P	Dave Jennings	NYG

1977

Offense			Defense		
QB	Tommy Kramer	MIN	DE	Mike Butler	GB
RB	Rob Carpenter	HOU	DE	A.J. Duhe	MIA
RB	Tony Dorsett	DAL	DT	Bob Baumhower	MIA
WR	Billy Waddy	LA	DT	Eddie Edwards	CIN
WR	Wesley Walker	NYJ	OLB	Kim Bokamper	MIA
TE	Don Hasselbeck	NE	OLB	Bob Brudzinski	LA
C	Bob Rush	SD	MLB	Terry Beeson	SEA
G	George Riehner	HOU	CB	Raymond Clayborn	NE
G	R.C. Thielemann	ATL	CB	Gary Green	KC
T	Ted Albrecht	CHI	S	Bill Currier	HOU
T	Warren Bryant	ATL	S	Vern Roberson	MIA
Special Teams					
PK	Rafael Septien	LA	P	Bucky Dilts	DEN

1975

Offense			Defense		
QB	Steve Bartkowski	ATL	DE	Mike Hartenstine	CHI
RB	Don Hardeman	HOU	DE	Mack Mitchell	CLE
RB	Mike Thomas	WAS	DT	Gary Johnson	SD
WR	Freddie Solomon	MIA	DT	Louie Kelcher	SD
WR	Rick Upchurch	DEN	OLB	Robert Brazile	HOU
TE	Russ Francis	NE	OLB	Randy White	DAL
C	Bill Reid	SF	MLB	Steve Towle	MIA
G	Lynn Boden	DET	CB	Neal Colzie	OAK
G	Burton Lawless	DAL	CB	Louis Wright	DEN
T	Doug France	LA	S	Ed Jones	BUF
T	Jeff Sevy	CHI	S	Johnnie Gray	GB
Special Teams					
PK	Steve Mike-Mayer	SF	P	Neil Clabo	MIN

1978

Offense			Defense		
QB	Doug Williams	TB	DE	Al Baker*	DET
RB	Earl Campbell*	HOU	DE	Ross Browner	CIN
RB	Terry Miller	BUF	DT	Dee Hardison	BUF
WR	John Jefferson	SD	DT	Don Latimer	DEN
WR	James Lofton	GB	OLB	John Anderson	GB
TE	Ozzie Newsome	CLE	OLB	Reggie Wilkes	PHI
C	Blair Bush	CIN	MLB	Dan Bunz	SF
G	Walt Downing	SF	CB	Bobby Jackson	NYJ
G	Homer Elias	DET	CB	Ron Johnson	PIT
T	Mike Kenn	ATL	S	Ken Greene	STL
T	Chris Ward	NYJ	S	John Harris	SEA
Special Teams					
PK	Frank Corral*	LA	P	Tom Skladany	DET

1976 First Team

Offense			Defense		
QB	Jim Zorn	SEA	DE	Gary Burley	CIN
RB	Clark Gaines	NYJ	DE	Charles Philyaw	OAK
RB	Chuck Muncie	NO	DT	Mike Dawson	STL
WR	Steve Largent	SEA	DT	Steve Niehaus	SEA
WR	Sammy White	MIN	OLB	Greg Buttle	NYJ
TE	David Hill	DET	OLB	Reggie Williams	CIN
C	Randy Cross	SF	MLB	Harry Carson	NYG
G	Tom Glassic	DEN	CB	Marlo Clark	BUF
G	Don Macek	SD	CB	Mike Haynes	NE
T	Mark Koncar	GB	S	Tim Fox	NE
T	Dennis Lick	CHI	S	James Hunter	DET
Special Teams					
PK	Chris Bahr	CIN	P	Rusty Jackson	LA

1979

Offense			Defense		
QB	Phil Simms	NYG	DE	Jesse Baker	HOU
RB	Ottis Anderson*	STL	DE	Dan Hampton	CHI
RB	William Andrews	ATL	DT	Fred Smerlas	BUF
WR	Jerry Butler	BUF	DT	Manu Tuiaosopolo	SEA
WR	Earnest Gray	NYG	OLB	Jim Haslett	BUF
TE	Dan Ross	CIN	OLB	Jerry Robinson	PHI
C	Mark Dennard	MIA	MLB	Stan Blinka	NYJ
G	Cody Risien	CLE	CB	Larry Braziel	BAL
G	Greg Roberts	TB	CB	Henry Williams	OAK
T	Keith Dorney	DET	S	Vernon Perry	HOU
T	Dave Studdard	DEN	S	Brenard Wilson	PHI
Special Teams					
PK	Tony Franklin	PHI	P	Bob Grupp*	KC

1976 Second Team

Offense			Defense		
QB	Mike Kruczek	PIT	DE	Troy Archer	NYG
RB	Archie Griffin	CIN	DE	Lee Roy Selmon	TB
RB	Lawrence Gaines	DET	DT	Ken Novak	BAL
	Tony Galbreath	NO			
WR	Brian Baschnagel	CHI	DT	John Woodcock	DET
WR	Billy Brooks	CIN	OLB	Larry Gordon	MIA
TE	Bennie Cunningham	PIT	OLB	Dan Jilek	BUF
C	Pete Brock	NE	MLB	Jimbo Elrod	KC
G	Russ Bolinger	DET	CB	Aaron Kyle	DAL
G	Glenn Bujnoch	CIN	CB	Frank Reed	ATL
T	Matt Herkenhoff	KC	S	Gary Barbaro	KC
T	Steve Young	TB	S	Mike Reinfeldt	HOU
Special Teams					
PK	Fred Steinfort	OAK	P	Danny White	DAL

1980

Offense			Defense		
QB	David Woodley	MIA	DE	Jacob Green	SEA
RB	Joe Cribbs	BUF	DE	Rulon Jones	DEN
RB	Billy Sims	DET	DT	Rush Brown	STL
WR	Ray Butler	BAL	DT	Jim Stuckey	SF
WR	Art Monk	WAS	OLB	Bobby Leopold	SF
TE	Junior Miller	ATL	OLB	Al Richardson	ATL
C	Tommie Ginn	DET	MLB	Buddy Curry	ATL
G	Tyrone McGriff	PIT	CB	Don McNeil	MIA
G	Ray Snell	TB	CB	Roynell Young	PHI
T	Stan Brock	NO	S	Johnnie Johnson	LA
T	Anthony Muñoz	CIN	S	Darrol Ray	NYJ
Special Teams					
PK	Eddie Murray	DET	P	Jim Miller	SF

ALL-ROOKIE TEAMS (1981-1988)

1981

Offense		Defense					
QB	Neil Lomax	STL	DE	Curtis Green	DET	QB	Dieter Brock
RB	Joe Delaney	KC	DE	Donnell Thompson	BAL	RB	Gary Anderson
RB	George Rogers	NO	DT	Bill Neil	NYG	RB	Kevin Mack
WR	Cris Collinsworth	CIN	DT	Johnny Robinson	OAK	WR	Eddie Brown
WR	Ken Margerum	CHI	OLB	Hugh Green	TB	WR	Jerry Rice
TE	Greg LaFleur	STL	OLB	Lawrence Taylor*	NYG	TE	Mark Bavaro
C	John Scully	ATL	MLB	Mike Singletary	CHI	C	Bart Oates
G	Billy Ard	NYG	CB	Ronnie Lott*	SF	G	Bill Fralic
G	Curt Marsh	OAK	CB	Everson Walls	DAL	G	Tom Thayer
T	Joe Jacoby	WAS	S	Kenny Easley	SEA	T	Lomas Brown
T	Keith Van Horne	CHI	S	Carlton Williamson	SF	T	Jim Lachey
Special Teams						Special Teams	
PK	Mick Luckhurst	ATL	P	Tom Orosz	MIA	PK	Kevin Butler

1985

Offense		Defense	
LARams	DE	Ray Childress	HOU
SD	DE	Garin Veris	NE
CLE	DT	Tim Newton	MIN
CIN	OLB	Duane Bickett	IND
SF	OLB	Chris Doleman	MIN
NYG	ILB	Jack Del Rio	NO
NYG	ILB	Brian Noble	GB
ATL	CB	Derrick Burroughs	BUF
CHI	CB	John Hendy	SD
DET	S	Raphel Cherry	WAS
SD	S	Lonnie Young	STL
Special Teams			
CHI	P	Dale Hatcher*	LARams

1982

Offense		Defense					
QB	Jim McMahon	CHI	DE	Bruce Clark	NO	QB	Jim Everett
RB	Marcus Allen*	LARaid	DE	Kenneth Sims	NE	RB	Rueben Mayes
RB	Butch Woolfolk	NYG	DT	Lester Williams	NE	RB	John Williams
WR	Charlie Brown	WAS	DT	Leo Wisniewski	BAL	WR	Bill Brooks
WR	Lindsay Scott	NO	OLB	Chip Banks	CLE	WR	Ernest Givins
TE	Pete Metzelaars	SEA	OLB	Johnnie Cooks	BAL	TE	Greg Baty
C	Rich Umphrey	NYG	MLB	Tom Cousineau	CLE	C	Matt Darwin
G	Brad Edelman	NO	CB	Vernon Dean	WAS	G	Tom Newberry
G	Sean Farrell	TB	CB	Bobby Watkins	DET	G	Will Wolford
T	Tootie Robbins	STL	S	Benny Perrin	STL	T	Brian Jozwiak
T	Luis Sharpe	STL	S	Andre Young	SD	T	J.D. Maarleveld
Special Teams						Special Teams	
PK	Gary Anderson	PIT	P	Rohn Stark	BAL	PK	John Lee

1986

Offense		Defense	
LARams	DE	Leslie O'Neal	SD
NO	DE	Brent Williams	NE
SEA	DT	Tony Casillas	ATL
IND	DT	Reggie Singletary	PHI
HOU	OLB	Tim Cofield	KC
NE	OLB	Charles Haley	SF
PHI	ILB	Dino Hackett	KC
LARams	ILB	John Offerdahl	MIA
BUF	CB	Don Griffin	SF
KC	CB	Tim McKyer	SF
TB	S	David Fulcher	CIN
S	S	Devon Mitchell	DET
Special Teams			
STL	P	John Teltschik	PHI

1983

Offense		Defense					
QB	Dan Marino	MIA	DE	Mike Pitts	ATL	QB	Vinny Testaverde
RB	Eric Dickerson*	LARams	DE	Greg Townsend	LARaid	RB	Christian Okoye
RB	Curt Warner	SEA	DT	Bill Pickel	LARaid	RB	Troy Stradford
WR	Jeff Chadwick	DET	DT	Andrew Provence	ATL	WR	Ricky Nattiel
WR	Willie Gault	CHI	OLB	John Rade	ATL	WR	Frankie Neal
TE	Tony Hunter	BUF	OLB	Vernon Maxwell	BAL	WR	Robert Awalt
C	Dave Rimington	CIN	MLB	Mike Green	SD	TE	no selection
G	Chris Hinton	BAL	CB	Darrell Green	WAS	C	Todd Peat
G	Bruce Matthews	HOU	CB	Denny Walters	SD	G	Steve Trapilo
T	Jimbo Covert	CHI	S	Bill Bates	DAL	G	Bruce Armstrong
T	Harvey Salem	HOU	S	Terry Kinard	NYG	T	Harris Barton
Special Teams						Special Teams	
PK	Ali Haji-Sheikh*	NYG	P	Reggie Roby	MIA	PK	Jeff Jaeger

1987

Offense		Defense	
TB	DE	John Bosa	MIA
KC	DE	Shawn Knight	NO
MIA	DT	Jerry Ball	DET
DEN	DT	Jerome Brown	PHI
GB	OLB	Cornelius Bennett	BUF
STL	OLB	Alex Gordon	NYJ
ILB	ILB	Brian Bosworth	SEA
STL	ILB	Shane Conlan	BUF
NO	CB	Delton Hall	PIT
NE	CB	Nate Odomes	BUF
SF	S	Gene Atkins	NO
S	S	Thomas Everett	PIT
Special Teams			
CLE	P	Ruben Rodriguez	SEA

1984

Offense		Defense					
QB	Warren Moon	HOU	DE	Alphonso Carreker	GB	QB	Chris Chandler
RB	Alfred Anderson	MIN	DE	Blaise Winter	IND	RB	John Stephens
RB	Greg Bell	BUF	DT	Bill Maas	KC	RB	Ickey Woods
WR	Louis Lipps	PIT	OLB	Carl Banks	NYG	RB	Brian Blades
WR	Daryl Turner	SEA	OLB	Keith Browner	TB	WR	Tim Brown
TE	Clarence Kay	DEN	ILB	Eugene Lockhart	DAL	TE	Keith Jackson*
C	Jim Sweeney	NYJ	ILB	Gary Reasons	NYG	C	no selection
G	Brian Blades	CIN	CB	Frank Minnifield	CLE	G	Randall McDaniel
G	Ron Solt	IND	CB	Kevin Ross	KC	G	Eric Moore
T	Ron Heller	TB	S	Tom Flynn	GB	T	Jumbo Elliott
T	Dean Steinkuhler	HOU	S	Don Rogers	CLE	T	Paul Gruber
Special Teams						Special Teams	
PK	Paul McFadden	PHI	P	Brian Hansen	NO	PK	Chip Lohmiller

1988

Offense		Defense	
IND	DE	Michael Dean Perry	CLE
NE	DE	Daniel Stubbs	SF
CIN	DT	Tim Goad	NE
SEA	DT	Pierce Holt	SF
LARaid	OLB	Aundray Bruce	ATL
PHI	OLB	O'Brien Alston	IND
ILB	ILB	Bill Romanowski	SF
MIN	ILB	Sidney Coleman	TB
NYG	CB	Chris Spielman	DET
NYG	CB	Eric Allen	PHI
NYG	CB	James Hasty	NYJ
TB	S	Bennie Blades	DET
S	S	Erik McMillan	NYJ
Special Teams			
WAS	P	Jeff Feagles	NE

ALL-ROOKIE TEAMS (1989-1996)

1989

Offense		Defense			
QB	Troy Aikman	DAL	DE	Trace Armstrong	CHI
RB	Barry Sanders*	DET	DE	Burt Grossman	SD
RB	Bobby Humphrey	DEN	DT	Bill Hawkins	LARams
WR	Shawn Collins	ATL	DT	Tracy Rocker	WAS
WR	Andre Rison	IND	OLB	Jeff Lageman	NYJ
TE	Travis McNeal	SEA	OLB	Derrick Thomas	KC
C	Courtney Hall	SD	ILB	Jerry Olsavsky	PIT
G	Steve Wisniewski	LARaid	CB	Robert Massey	NO
G	Joe Wolf	PHX	CB	Deion Sanders	ATL
T	Kevin Haverdink	NO	S	Steve Atwater	DEN
T	Andy Heck	SEA	S	Carnell Lake	DET
Special Teams					
PK	Chris Jacke	GB	P	Chris Mohr	TB

1990

Offense		Defense			
QB	Jeff George	IND	DE	Ray Agnew	NE
RB	Johnny Johnson	PHX	DE	Renaldo Turnbull	SD
RB	Emmitt Smith	DAL	DT	Jimmie Jones	DAL
WR	Fred Barnett	PHI	DT	Cortez Kennedy	SEA
WR	Rob Moore	NYJ	OLB	James Francis	CIN
	Ricky Proehl	PHX	OLB	Aaron Wallace	LARaid
TE	Eric Green	PIT	ILB	Percy Snow	KC
C	Tim Grunhard	KC	CB	Ben Smith	PHI
G	Keith Sims	MIA	CB	James Williams	BUF
G	Dave Szott	KC	S	Robert Blackmon	SEA
T	Leo Goeas	SD	S	Mark Carrier	CHI
T	Richmond Webb	MIA			
Special Teams					
PK	Steve Christie	TB			

1991

Offense		Defense			
QB	no selection		DE	Phil Hansen	BUF
RB	Ricky Ervins	WAS	DE	Kenny Walker	DEN
RB	Leonard Russell	NE	DT	Moe Gardner	ATL
WR	Lawrence Dawsey	TB	DT	Russell Maryland	DAL
WR	Mike Pritchard	ATL	OLB	Mike Croel	DEN
TE	Adrian Cooper	PIT	OLB	Mo Lewis	NYJ
C	John Flannery	HOU	ILB	Darrick Brownlow	DAL
G	Ed King	CLE	ILB	Keith Traylor	DEN
G	Eric Moten	SD	CB	Larry Brown	DAL
T	Antone Davis	PHI	CB	Aeneas Williams	PHX
T	Pat Harlow	NE	S	Stanley Richard	SD
			S	Eric Turner	CLE
Special Teams					
PK	John Kasay	PHI			

1992

Offense		Defense			
QB	David Klingler	CIN	DE	Santana Dotson	TB
RB	Vaughn Dunbar	NO	DE	Chris Mims	SD
RB	Amp Lee	SF	DT	Steve Emtman	ATL
WR	Carl Pickens	CIN	DT	Sean Gilbert	LARams
WR	Arthur Marshall	DEN	OLB	Quentin Coryatt	IND
TE	Johnny Mitchell	NYJ	OLB	Marco Coleman	MIA
C	Matt Elliott	WAS	ILB	Robert Jones	DAL
G	no selection		ILB	Ricardo McDonald	CIN
G	no selection		CB	Dale Carter	KC
T	Troy Auzenne	CHI	CB	Troy Vincent	MIA
T	Eugene Chung	NE	S	Dana Hall	SF
			S	Darren Perry	PIT
Special Teams					
PK	Jason Hanson	DET	P	Klaus Wilmsmeyer	SF
KR	Desmond Howard	WAS	PR	Dale Carter	KC
ST	Darren Woodson	DAL			

1993

Offense		Defense			
QB	Rick Mirer	SEA	DE	John Copeland	CIN
RB	Jerome Bettis*	LARams	DE	Eric Curry	TB
RB	Reggie Brooks	WAS	DT	Leonard Renfro	PHI
WR	Vincent Brisby	NE	DT	Dana Stubblefield	SF
WR	James Jett	LARaid	OLB	Darrin Smith	DAL
TE	Tony McGee	CIN	OLB	Wayne Simmons	GB
C	Steve Everitt	CLE	ILB/MLB	Chad Brown	PIT
G	Lincoln Kennedy	ATL	ILB/MLB	Steve Tovar	CIN
G	Will Shields	KC	CB	Tom Carter	WAS
T	Brad Hopkins	HOU	CB	Darrien Gordon	SD
T	Willie Roaf	NO	S	Roger Harper	ATL
			S	George Teague	GB
Special Teams					
PK	Jason Elam	DEN	P	John Jett	DAL
KR	Tyrone Hughes*	NO	PR	Tyrone Hughes	NO
ST	Jessie Armstead	NYG			

1994

Offense		Defense			
QB	Heath Shuler	WAS	DE	Sam Adams	SEA
RB	Marshall Faulk	IND	DE	Joe Johnson	NO
RB	Errict Rhett	TB	DT	Tim Bowens	MIA
WR	Derrick Alexander	CLE	DT	Bryant Young	SF
WR	Darnay Scott	CIN	LB	Aubrey Beavers	MIA
TE	Andrew Jordan	MIN	LB	Rob Fredrickson	LARaid
C	Kevin Mawae	SEA	LB	Willie McGinest	NE
G	Joe Panos	PHI	LB	Lee Woodall	SF
G	Anthony Redmon	ARI	CB	Antonio Langham	CLE
T	Larry Allen	DAL	CB	Dewayne Washington	MIN
T	Todd Steussie	MIN	S	Keith Lyle	LARams
			S	Darryl Morrison	WAS
Special Teams					
PK	Chris Boniol	DAL	P	Pat O'Neill	NE
KR	Andre Coleman	SD	PR	Jeff Burris	BUF
ST	Sam Rogers	BUF			

1995

Offense		Defense			
QB	Kerry Collins	CAR	DE	Hugh Douglas	NYJ
RB	Terrell Davis	DEN	DE	Mike Mamula	PHI
RB	Curtis Martin	NE	DT	Warren Sapp	TB
WR	Joey Galloway	SEA	DT	Gary Walker	HOU
WR	Chris Sanders	HOU	LB	Derrick Brooks	TB
TE	Ken Dilger	IND	LB	Mark Fields	NO
C	Dave Wohlbaugh	NE	LB	Ted Johnson	NE
G	Ruben Brown	BUF	CB	Tyrone Poole	CAR
G	Brenden Stai	PIT	CB	Bobby Taylor	PHI
T	Tony Boselli	JAX	S	Devin Bush	ATL
T	Blake Brockermeyer	CAR	S	Orlando Thomas	MIN
Special Teams					
PK	Cole Ford	OAK	P	Tom Hutton	PHI
KR	Tamarick Vanover	KC	PR	Tamarick Vanover	KC
ST	Chad Cascadden	NYJ			

1996

Offense		Defense			
QB	Tony Banks	STL	DE	Tony Brackens	JAX
RB	Karim Abdul-Jabbar	MIA	DE	Simeon Rice	ARI
RB	Eddie George	HOU	DT	Daryl Gardener	MIA
WR	Terry Glenn	NE	DT	Devin Wyman	NE
WR	Eddie Kennison	STL	LB	Kevin Hardy	JAX
TE	Jason Dunn	PHI	LB	John Mobley	DEN
C	Aaron Graham	ARI	LB	Zach Thomas	MIA
G	Jeff Hartings	DET	CB	Donnie Abraham	TB
G	Jonathan Ogden	BAL	CB	Walt Harris	CHI
T	Willie Anderson	CIN	S	Brian Dawkins	PHI
T	John Michels	GB	S	Lawyer Milloy	NE
Special Teams					
PK	Adam Vinatieri	NE	P	no selection	
KR	Eric Moulds	BUF	PR	Eddie Kennison	STL
ST	Larry Izzo	MIA			

ALL-ROOKIE TEAMS (1997-2004)

1997

Offense		Defense	
QB	Jake Plummer	ARI	DE Darrell Russell
RB	Corey Dillon	CIN	DE Jason Taylor
RB	Warrick Dunn	TB	DT Antonio Anderson
WR	Reidel Anthony	TB	DT Renaldo Wynn
WR	Rae Carruth	CAR	OLB Peter Boulware
TE	Tony Gonzalez	KC	OLB Dexter Coakley
C	Calvin Collins	ATL	ILB Matt Russell
G	Tarik Glenn	IND	CB Shawn Springs
G	Frank Middleton	TB	CB Bryant Westbrook
T	Walter Jones	SEA	S Sam Barnes
T	Ross Verba	GB	S Sammy Knight
Special Teams			
PK	John Hall	NYJ	P Ken Walter
KR	Byron Hanspard	ATL	PR Leon Johnson
ST	no selection		

1998

Offense		Defense	
QB	Peyton Manning	IND	DE Vonnie Holliday
RB	Robert Edwards	NE	DE Andre Wadsworth
RB	Fred Taylor	JAX	DT Larry Chester
WR	Randy Moss*	MIN	DT Brandon Whiting
WR	Jerome Pathon	IND	LB Sam Cowart
TE	Cam Cleeland	NO	LB Anthony Simmons
C	Kevin Long	TEN	LB Takeo Spikes
G	Steve McKinney	IND	CB Terry Fair*
G	Kyle Turley	NO	CB Charles Woodson
T	Jason Fabini	NYJ	S Donovan Darius
T	Ephraim Salaam	ATL	S Tony Parrish
Special Teams			
PK	Mike Vanderjagt	IND	P Brad Costello
KR	Terry Fair	DET	PR Jacquez Green
ST	Tim Dwight	ATL	

1999

Offense		Defense	
QB	Tim Couch	CLE	DE Russell Davis
RB	Olandis Gary	DEN	DE Ebenezer Ekuban
RB	Edgerrin James*	IND	DE Jevon Kearse*
WR	Torry Holt	STL	DT Jason Wiltz
WR	Kevin Johnson	CLE	LB Chris Claiborne
TE	Jed Weaver	PHI	LB Andy Katzenmoyer
C	Damien Woody	NE	LB Mike Peterson
G	Doug Brzezinski	PHI	CB Champ Bailey
G	Randy Thomas	NYJ	CB Fernando Bryant
T	Jon Jansen	WAS	S Cory Hall
T	Chris Terry	CAR	S Jason Perry
Special Teams			
PK	Martin Gramatica	TB	P Hunter Smith
KR	Terrence Wilkins	IND	PR Charlie Rogers*
ST	John McLaughlin	TB	

2000

Offense		Defense	
QB	Doug Johnson	ATL	DL Courtney Brown
RB	Mike Anderson	DEN	DL Chris Hovan
RB	Jamal Lewis	BAL	DL Darren Howard
WR	Darrell Jackson	SEA	DL Corey Simon
WR	Sylvester Morris	KC	LB LaVar Arrington
TE	Anthony Becht	NYJ	LB Na'il Diggs
C	Jean-Phillipe Darche	SEA	LB Brian Urlacher
G	Jeno James	CAR	CB Pat Dennis
G	Brad Meester	JAX	CB Ahmed Plummer
T	Chris Samuels	WAS	S Mike Brown
T	Todd Wade	MIA	S Greg Wesley
Special Teams			
PK	Paul Edinger	CHI	P Shane Lechler
KR	Darrick Vaughn	ATL	PR Hank Poteat
ST	Jean-Phillipe Darche	SEA	

2001

Offense		Defense	
QB	Chris Weinke	CAR	DE Richard Seymour
RB	Anthony Thomas	CHI	DE Justin Smith
RB	LaDainian Tomlinson	SD	DT Shaun Rogers
WR	Chris Chambers	MIA	DT Gerrard Warren
WR	Rod Gardner	WAS	LB Kendrick Bell
TE	Eric Johnson	SF	LB Dan Morgan
C	Dominic Raiola	DET	LB Tommy Polley
G	Leonard Davis	ARI	CB Anthony Henry
G	Steve Hutchinson	SEA	CB Fred Smoot
T	Jeff Backus	DET	S Adam Archuleta
T	Kenyatta Walker	TB	S Idrees Bashir
Special Teams			
PK	Jay Feely	ATL	P Jason Baker
KR	Steve Smith*	CAR	PR Steve Smith
ST	Jamie Winborn	SF	

2002

Offense		Defense	
QB	David Carr	HOU	DL Dwight Freeney
RB	William Green	CLE	DL Carlos Hall
RB	Clinton Portis	DEN	DL John Henderson
WR	Antonio Bryant	DAL	DL Julius Peppers
WR	Donte' Stallworth	NO	LB Scott Fujita
TE	Jeremy Shockey	NYG	LB Napoleon Harris
C	Jason Ball	SD	LB Ben Leber
G	LeCharles Bentley	NO	CB Quentin Jammer
G	Kendall Simmons	PIT	CB Derek Ross
T	Levi Jones	CIN	S Ed Reed
T	Mike Williams	BUF	S Roy Williams
Special Teams			
PK	Matt Bryant	NYG	P Dave Zastudil
KR	Andre Davis	CLE	PR Antwaan Randle El
ST	Michael Lewis	PHI	

2003

Offense		Defense	
QB	Byron Leftwich	JAX	DE Tyler Brayton
RB	Domanick Davis	HOU	DE Kevin Williams
RB	Onterrio Smith	MIN	DT Johnathan Sullivan
WR	Anquan Boldin	ARI	DT Dewayne Robertson
WR	Andre Johnson	HOU	OLB Terrelluggs
TE	Jason Witten	DAL	OLB Pisa Tinoisamoa
C	Dan Koppen	NE	MLB Nick Barnett
G	Vince Manuwai	JAX	CB Terence Newman
G	Eric Steinbach	CIN	CB Marcus Trufant
T	Jordan Gross	CAR	S Ken Hamlin
T	Wade Smith	MIA	S Eugene Wilson
Special Teams			
PK	Josh Brown	SEA	P Eddie Johnson
KR	Bethel Johnson	NE	PR Zurriel Smith
ST	David Tyree	NYG	

2004

Offense		Defense	
QB	Ben Roethlisberger	PIT	DE Jared Allen
RB	Kevin Jones	DET	DE Will Smith
RB	Julius Jones	DAL	DT Darnell Dockett
WR	Michael Clayton	TB	DT Tommie Harris
WR	Roy Williams	DET	OLB Karlos Dansby
TE	Chris Cooley	WAS	OLB D.J. Williams
C	Alex Stepanovich	ARI	MLB Jonathan Vilma
G	Jacob Bell	TEN	CB Chris Gamble
G	Chris Snee	NYG	CB Dunta Robinson
T	Robert Gallery	OAK	S Michael Boulware
T	Shane Olivea	SD	S Sean Taylor
Special Teams			
PK	Nate Kaeding	SD	P Kyle Larson
KR	Wes Welker	MIA	PR B.J. Sams
ST	Keith Lewis	SF	

ALL-ROOKIE TEAMS (2005-2012)

2005

Offense			Defense		
QB	Kyle Orton	CHI	DL	Luis Castillo	SD
RB	Ronnie Brown	MIA	DL	Trent Cole	PHI
RB	Cadillac Williams	TB	DL	Mike Patterson	PHI
WR	Mark Clayton	BAL	DL	Marcus Spears	DAL
WR	Chris Henry	CIN	LB	Shawne Merriman	SD
TE	Heath Miller	PIT	LB	Lofa Tatupu	SEA
C	Chris Spencer	SEA	LB	Odell Thurman	CIN
G	Dan Buenning	TB	CB	Ellis Hobbs	NE
G	Logan Mankins	NE	CB	Darrent Williams	DEN
T	Jammal Brown	NO	S	Nick Collins	GB
T	Khalif Barnes	JAX	S	Kerry Rhodes	NYJ
Special Teams					
PK	Mike Nugent	NYJ	P	Chris Kluwe	MIN
KR	Jerome Mathis*	HOU	PR	Adam Jones	TEN
ST	Michael Boley	ATL			

2006

Offense			Defense		
QB	Vince Young	TEN	DL	Mark Anderson	CHI
RB	Reggie Bush	NO	DL	Barry Coffield	NYG
RB	Maurice Jones-Drew	JAX	DL	Tamba Hali	KC
WR	Marques Colston	NO	DL	Haloti Ngata	BAL
WR	Greg Jennings	GB	LB	A.J. Hawk	GB
TE	Owen Daniels	HOU	LB	DeMeco Ryans	HOU
C	Nick Mangold	NYJ	LB	Ernie Sims	DET
G	Daryn Colledge	GB	CB	Tye Hill	STL
G	Jahri Evans	NO	CB	Richard Marshall	CAR
T	D'Brickshaw Ferguson	NYJ	S	Dawan Landry	BAL
T	Marcus McNeill	SD	S	Donte Whitner	BUF
Special Teams					
PK	Stephen Gostkowski	NE	P	Ryan Plackemeier	SEA
KR	Devin Hester	CHI	PR	Devin Hester*	CHI
ST	Bernard Pollard	KC			

2007

Offense			Defense		
QB	Trent Edwards	BUF	DE	Gaines Adams	TB
RB	Adrian Peterson	MIN	DE	Brian Robison	MIN
RB	Marshawn Lynch	BUF	DT	Edward Johnson	IND
WR	Dwayne Bowe	KC	DT	Amobi Okoye	HOU
WR	Calvin Johnson	DET	OLB	Jon Beason	CAR
TE	Greg Olsen	CHI	OLB	David Harris	NYJ
C	Samson Satele	MIA	MLB	Patrick Willis*	SF
G	Ben Grubbs	BAL	CB	Leon Hall	CIN
G	Arron Sears	TB	CB	Darrelle Revis	NYJ
T	Joe Thomas	CLE	S	LaRon Landry	WAS
T	Tony Ugho	IND	S	Reggie Nelson	JAX
Special Teams					
PK	Nick Folk	DAL	P	Daniel Sepulveda	PIT
KR	Yamon Figurs	BAL	PR	Ted Ginn Jr.	MIA
ST	Brandon Siler	SD			

2008

Offense			Defense		
QB	Matt Ryan	ATL	DL	Sedrick Ellis	NO
RB	Matt Forte	CHI	DL	Jason Jones	TEN
RB	Chris Johnson	TEN	DL	Kendall Langford	MIA
WR	DeSean Jackson	PHI	DL	Chris Long	STL
WR	Eddie Royal	DEN	LB	Xavier Adibi	HOU
TE	John Carlson	SEA	LB	Curtis Lofton	ATL
C	Jamey Richard	IND	LB	Jerod Mayo	NE
G	Carl Nicks	NO	CB	Brandon Flowers	KC
G	Mike Pollak	IND	CB	Dominique Rodgers-Cromartie	ARI
T	Ryan Clady	DEN	S	Chris Horton	WAS
T	Jake Long	MIA	S	Kenny Phillips	NYG
Special Teams					
PK	Dan Carpenter	MIA	P	Brett Kern	DEN
KR	Leodis McKelvin	BUF	PR	Clifton Smith	TB
ST	no selection				

2009

Offense			Defense		
QB	Mark Sanchez	NYJ	DL	Tyson Jackson	KC
RB	Knowshon Moreno	DEN	DL	Terrance Knighton	JAX
RB	Beanie Wells	ARI	DL	B.J. Raji	GB
WR	Austin Collie	IND	DL	Matt Shaughnessy	OAK
WR	Percy Harvin	MIN	LB	Brian Cushing	HOU
TE	Brandon Pettigrew	DET	LB	Clay Matthews	GB
C	Alex Mack	CLE	LB	Brian Orakpo	WAS
G	Andy Levitre	BUF	CB	Vontae Davis	MIA
G	Louis Vasquez	SD	CB	Jacob Lacey	IND
T	Phil Loadholt	MIN	S	Jairus Byrd	BUF
T	Michael Oher	BAL	S	Louis Delmas	DET
Special Teams					
PK	Ryan Succop	KC	P	Pat McAfee	IND
KR	Percy Harvin	MIN	PR	Quan Cosby	CIN
ST	LaRod Stephens-Howling	ARI			

2010

Offense			Defense		
QB	Sam Bradford	STL	DL	Tyson Alualu	JAX
RB	LeGarrette Blount	TB	DL	Carlos Dunlap	CIN
RB	Chris Ivory	NO	DL	Lamarr Houston	OAK
WR	Dez Bryant	DAL	DL	Ndamukong Suh*	DET
WR	Mike Williams	TB	LB	Pat Angerer	IND
TE	Rob Gronkowski	NE	LB	Rolando McClain	OAK
C	Maurkice Pouncey	PIT	LB	Koa Misi	MIA
G	Mike Iupati	SF	CB	Joe Haden	CLE
G	John Jerry	MIA	CB	Devin McCourty	NE
T	Bryan Bulaga	GB	S	Eric Berry	KC
T	Rodger Saffold	STL	S	T.J. Ward	CLE
Special Teams					
PK	Clint Stitser	CIN	P	Zoltan Mesko	NE
KR	Jacoby Ford	OAK	PR	Marc Mariani	TEN
ST	T.J. Ward	CLE			

2011

Offense			Defense		
QB	Cam Newton	CAR	DE	Jabaal Sheard	CLE
RB	Roy Helu	WAS	DE	J.J. Watt	HOU
RB	DeMarco Murray	DAL	DT	Marcell Dareus	BUF
WR	A.J. Green	CIN	DT	Phil Taylor	CLE
WR	Julio Jones	ATL	LB	Ryan Kerrigan	WAS
TE	Kyle Rudolph	MIN	LB	Von Miller	DEN
C	Mike Pouncey	MIA	LB	Aldon Smith	WAS
G	Danny Watkins	PHI	CB	Patrick Peterson	ARI
G	Stefen Wisniewski	OAK	CB	Richard Sherman	SEA
T	Tyron Smith	DAL	S	Chris Conte	CHI
T	Nate Solder	NE	S	Chris Harris	DEN
Special Teams					
PK	Dan Bailey	DAL	P	Matt Bosher	ATL
KR	Randall Cobb	GB	PR	Patrick Peterson*	ARI
ST	Akeem Dent	ATL			

2012

Offense			Defense		
QB	Robert Griffin III	WAS	DL	Michael Brockers	STL
RB	Alfred Morris	WAS	DL	Fletcher Cox	PHI
RB	Doug Martin	TB	DL	Chandler Jones	NE
WR	Justin Blackmon	JAX	DL	Bruce Irvin	SEA
WR	T.Y. Hilton	IND	LB	Lavonte David	TB
TE	Dwayne Allen	IND	LB	Luke Kuechly	CAR
C	no selection		LB	Bobby Wagner	SEA
G	Amini Silatolu	CAR	CB	Casey Hayward	GB
G	Kevin Zeitler	CIN	CB	Janoris Jenkins	STL
T	Matt Kalil	MIN	S	Mark Barron	TB
T	Mitchell Schwartz	CLE	S	Harrison Smith	MIN
Special Teams					
PK	Blair Walsh*	MIN	P	Bryan Anger	JAX
KR	David Wilson	NYG	PR	T.Y. Hilton	IND
ST	Johnson Bademosi	CLE			

ALL-ROOKIE TEAMS (2013-2020)

2013

Offense			Defense		
QB	Mike Glennon	TB DL	Ezekiel Ansah	DET	
RB	Giovanni Bernard	CIN DL	Star Lotulelei	CAR	
RB	Eddie Lacy	GB DL	Sheldon Richardson	NYJ	
WR	Keenan Allen	SD DL	Kawann Short	CAR	
WR	DeAndre Hopkins	HOU LB	Kiko Alonso	BUF	
TE	Jordan Reed	WAS LB	Sio Moore	OAK	
C	Travis Frederick	DAL LB	Alec Ogletree	STL	
G	Kyle Long	CHI CB	Tyrann Mathieu	ARI	
G	Larry Warford	DET CB	Desmond Trufant	ATL	
T	D.J. Fluker	SD S	Eric Reid	SF	
T	Justin Pugh	NYG S	Kenny Vaccaro	NO	
Special Teams					
PK	Caleb Sturgis	MIA P	Sam Martin	DET	
KR	Cordarrelle Patterson*	MIN PR	Tavon Austin	STL	
ST	Don Jones	MIA			

2014

Offense			Defense		
QB	Teddy Bridgewater	MIN DL	Aaron Donald	STL	
RB	Jeremy Hill	CIN DL	Timmy Jernigan	BAL	
RB	Tre Mason	STL DL	Kony Ealy	CAR	
WR	Odell Beckham Jr.	NYG DL	Justin Ellis	OAK	
WR	Mike Evans	TB LB	Chris Borland	SF	
TE	Jace Amaro	NYJ LB	Khalil Mack	OAK	
C	Corey Linsley	GB LB	C.J. Mosley	BAL	
G	Joel Bitonio	CLE CB	Kyle Fuller	CHI	
G	Zack Martin	DAL CB	E.J. Gaines	STL	
T	Taylor Lewan	TEN S	Deone Bucannon	ARI	
T	Ja'Wuan James	MIA S	Ha Ha Clinton-Dix	GB	
Special Teams					
PK	Cody Parkey	PHI P	Pat O'Donnell	CHI	
KR	Jarvis Landry	MIA PR	De'Anthony Thomas	KC	
ST	Trey Burton	PHI			

2015

Offense			Defense		
QB	Jameis Winston	TB DL	Malcom Brown	NE	
RB	Todd Gurley	STL DL	Eddie Goldman	CHI	
RB	Thomas Rawls	SEA DL	Danielle Hunter	MIN	
WR	Amari Cooper	OAK DL	Leonard Williams	NYJ	
WR	Stefon Diggs	MIN LB	Kwon Alexander	TB	
TE	Will Tye	NYG LB	Stephone Anthony	NO	
C	Mitch Morse	KC LB	Eric Kendricks	MIN	
G	Ali Marpet	TB CB	Ronald Darby	BUF	
G	Brandon Scherff	WAS CB	Marcus Peters	KC	
T	Rob Havenstein	STL S	Adrian Amos	CHI	
T	Donovan Smith	TB S	Landon Collins	NYG	
Special Teams					
PK	Josh Lambo	SD P	Matt Darr	MIA	
KR	Tyler Lockett	SEA PR	Tyler Lockett	SEA	
ST	Tyler Lockett	SEA			

2016

Offense			Defense		
QB	Dak Prescott	DAL DL	Joey Bosa	SD	
RB	Ezekiel Elliott*	DAL DL	DeForest Buckner	SF	
RB	Jordan Howard	CHI DL	Chris Jones	KC	
WR	Sterling Shepard	NYG DL	Yannick Ngakoue	JAX	
WR	Michael Thomas	NO LB	Jatavis Brown	SD	
TE	Hunter Henry	SD LB	Leonard Floyd	CHI	
C	Cody Whitehair	CHI LB	Deion Jones	ATL	
G	Joe Thuney	NE CB	Vernon Hargreaves III	TB	
G	Laremy Tunsil	MIA CB	Jalen Ramsey	JAX	
T	Jack Conklin	TEN S	Karl Joseph	OAK	
T	Taylor Decker	DET S	Keanu Neal	ATL	
Special Teams					
PK	Wil Lutz	NO P	Riley Dixon	DEN	
KR	Tyreek Hill	KC PR	Tyreek Hill*	KC	
ST	Tyreek Hill	KC			

2017

Offense			Defense		
QB	Deshaun Watson	HOU DL	Derek Barnett	PHI	
RB	Kareem Hunt	KC DL	Myles Garrett	CLE	
RB	Alvin Kamara	NO DL	Carl Lawson	CIN	
WR	Cooper Kupp	LAR DL	Dalvin Tomlinson	NYG	
WR	Juju Smith-Schuster	PIT LB	Jarrad Davis	DET	
TE	Evan Engram	NYG LB	Rueben Foster	SF	
C	Pat Elflein	MIN LB	T.J. Watt	PIT	
G	Dan Feeney	LAC CB	Marshall Lattimore	NO	
G	Jermaine Eluemunor	BAL CB	Tre'Davious White	BUF	
	Ethan Pocic	SEA			
T	Garrett Bolles	DEN S	Jamal Adams	NYJ	
T	Ryan Ramczyk	NO S	Marcus Williams	NO	
Special Teams					
PK	Harrison Butker	KC P	Rigoberto Sanchez	IND	
KR	Ryan Switzer	DAL PR	Jamal Agnew*	DET	
ST	Budda Baker*	ARI			

2018

Offense			Defense		
QB	Baker Mayfield	CLE DL	Bradley Chubb	DEN	
RB	Saquon Barkley	NYG DL	Marcus Davenport	NO	
RB	Phillip Lindsay	DEN DL	Da'Shawn Hand	DET	
WR	Calvin Ridley	ATL DL	Daron Payne	WAS	
WR	DJ Moore	CAR LB	Darius Leonard	IND	
TE	Chris Herndon	NYJ LB	Roquan Smith	CHI	
C	Billy Price	CIN LB	Leighton Vander Esch	DAL	
G	Will Hernandez	NYG CB	Jaire Alexander	GB	
G	Quenton Nelson*	IND CB	Denzel Ward	CLE	
T	Mike Glinchey	SF S	Jessie Bates	CIN	
T	Braden Smith	IND S	Derwin James*	LAC	
Special Teams					
PK	Jason Sanders	MIA P	Michael Dickson*	SEA	
KR	Tremont Smith	KC PR	Christian Kirk	ARI	
ST	Zeke Turner	ARI			

2019

Offense			Defense		
QB	Kyler Murray	ARI DL	Josh Allen	JAX	
RB	Josh Jacobs	OAK DL	Nick Bosa	SF	
RB	Miles Sanders	PHI DL	Dexter Lawrence	NYG	
WR	A.J. Brown	TEN DL	Ed Oliver	BUF	
WR	Terry McLaurin	WAS LB	Devin Bush	PIT	
TE	Noah Fant	DEN LB	Dre Greenlaw	SF	
C	Erik McCoy	NO LB	Devin White	TB	
G	Elgton Jenkins	GB CB	Chauncey Gardner-Johnson	NO	
G	Dalton Risner	DEN CB	Sean Murphy-Bunting	TB	
T	Tytus Howard	HOU S	Darnell Savage	GB	
T	Jawaan Taylor	JAX S	Juan Thornhill	KC	
Special Teams					
PK	Austin Seibert	CLE P	Jamie Gillan	CLE	
KR	Mecole Hardman	KC PR	Deonte Harris*	NO	
ST	Drue Tranquill	LAC			

2020

Offense			Defense		
QB	Justin Herbert	LAC DL	Derrick Brown	CAR	
RB	James Robinson	JAX DL	Raekwon Davis	MIA	
RB	Jonathan Taylor	IND DL	Javon Kinlaw	SF	
WR	Chase Claypool	PIT DL	Chase Young	WAS	
WR	Justin Jefferson	MIN LB	Kenneth Murray Jr.	LAC	
TE	Harrison Bryant	CLE LB	Patrick Queen	BAL	
C	Lloyd Cushenberry III	DEN LB	Isaiah Simmons	ARI	
G	Damien Lewis	SEA CB	Cameron Dantzler	MIN	
G	Mike Onwenu	NE CB	L'Jarius Sneed	KC	
T	Jedrick Wills Jr.	CLE S	Jeremy Chinn	CAR	
T	Tristan Wirfs	TB S	Antoine Winfield Jr.	TB	
Special Teams					
PK	Rodrigo Blankenship	IND P	Tommy Townsend	KC	
KR	Isaiah Rodgers	IND PR	James Proche II	BAL	
ST	Jordan Glasgow	IND			

* - Also selected to PFWA All-NFL Team in same season (since 1974)

ALL-ROOKIE PLAYERS (1974-2020)

OFFENSE (525)

A			
Karim Abdul-Jabbar (RB)	1996		
Troy Aikman (QB)	1989		
Ted Albrecht (T)	1977		
Derrick Alexander (WR)	1994		
Dwayne Allen (TE)	2012		
Keenan Allen (WR)	2013		
Larry Allen (T)	1994		
Marcus Allen (RB)	1982*		
Jace Amaro (TE)	2014		
Alfred Anderson (RB)	1984		
Gary Anderson (RB)	1985		
Mike Anderson (RB)	2000		
Ottis Anderson (RB)	1979*		
Willie Anderson (T)	1996		
William Andrews (RB)	1979		
Reidel Anthony (WR)	1997		
Billy Ard (G)	1981		
Bruce Armstrong (T)	1987		
Troy Auzenne (T)	1992		
Robert Awalt (TE)	1987		
B			
Jeff Backus (T)	2001		
Jason Ball (C)	2002		
Tony Banks (QB)	1996		
Saquon Barkley (RB)	2018		
Khalif Barnes (T)	2005		
Fred Barnett (WR)	1990		
Steve Bartkowski (QB)	1975		
Harris Barton (T)	1987		
Brian Baschnagel (WR)	1976-2		
Greg Baty (TE)	1986		
Mark Bavaro (TE)	1985		
Anthony Becht (TE)	2000		
Odell Beckham Jr. (WR)	2014		
Greg Bell (RB)	1984		
Jacob Bell (G)	2004		
LeCharles Bentley (G)	2002		
Giovanni Bernard (RB)	2013		
Jerome Bettis (RB)	1993*		
Joel Bitonio (G)	2014		
Justin Blackmon (WR)	2012		
Brian Blades (WR)	1988		
Brian Blados (G)	1984		
LeGarrette Blount (RB)	2010		
Lynn Boden (G)	1975		
Anquan Boldin (WR)	2003		
Russ Bolinger (G)	1976-2		
Garett Bolles (T)	2017		
Tony Boselli (T)	1995		
Dwayne Bowe (WR)	2007		
Sam Bradford (QB)	2010		
Teddy Bridgewater (QB)	2014		
Vincent Brisby (WR)	1993		
Dieter Brock (QB)	1985		
Pete Brock (C)	1976-2		
Stan Brock (T)	1980		
Blake Brockermeier (T)	1995		
Bill Brooks (WR)	1986		
Billy Brooks (WR)	1976-2		
Reggie Brooks (RB)	1993		
A.J. Brown (WR)	2019		
Charlie Brown (WR)	1982		
Eddie Brown (WR)	1985		
Jammal Brown (T)	2005		
Lomas Brown (T)	1985		
Ronnie Brown (RB)	2005		
Ruben Brown (G)	1995		
Tim Brown (WR)	1988		
Antonio Bryant (WR)	2002		
Dez Bryant (WR)	2010		
Harrison Bryant (TE)	2020		
Warren Bryant (T)	1977		
Doug Brzezinski (G)	1999		
Dan Buenning (G)	2005		
Glenn Bujnoch (G)	1976-2		
Bryan Bulaga (T)	2010		
Blair Bush (C)	1978		
Reggie Bush (RB)	2006		
Jerry Butler (WR)	1979		
Ray Butler (WR)	1980		
C			
Earl Campbell (RB)	1978*		
John Carlson (TE)	2008		
Rob Carpenter (RB)	1977		
David Carr (QB)	2002		
Rae Carruth (WR)	1997		
Jeff Chadwick (WR)	1983		
Chris Chambers (WR)	2001		
Chris Chandler (QB)	1988		
Eugene Chung (T)	1992		
Ryan Clady (T)	2008		
Chase Claypool (WR)	2020		
Mark Clayton (WR)	2005		
Michael Clayton (WR)	2004		
Cam Cleeland (TE)	1998		
Daryn Colledge (G)	2006		
Austin Collie (WR)	2009		
Calvin Collins (C)	1997		
Kerry Collins (QB)	1995		
Shawn Collins (WR)	1989		
Cris Collinsworth (WR)	1981		
Marques Colston (WR)	2006		
Jack Conklin (T)	2016		
Chris Cooley (TE)	2004		
Adrian Cooper (TE)	1991		
Amari Cooper (WR)	2015		
Tim Couch (QB)	1999		
Jimbo Covert (T)	1983		
Joe Cribbs (RB)	1980		
Randy Cross (C)	1976-1		
Bennie Cunningham (TE)	1976-2		
Lloyd Cushenberry III (C)	2020		
D			
Owen Daniels (TE)	2006		
Jean-Phillipe Darche (C)	2000		
Matt Darvin (C)	1986		
Antone Davis (T)	1991		
Domanick Davis (RB)	2003		
Leonard Davis (G)	2001		
Terrell Davis (RB)	1995		
Lawrence Dawsey (WR)	1991		
Taylor Decker (T)	2016		
Joe Delaney (RB)	1981		
Mark Dennard (C)	1979		
Eric Dickerson (RB)	1983*		
Stefon Diggs (WR)	2015		
Ken Dilger (TE)	1995		
Corey Dillon (RB)	1997		
Keith Dorney (T)	1979		
Tony Dorsett (RB)	1977		
Walt Downing (G)	1978		
Vaughn Dunbar (RB)	1992		
Jason Dunn (TE)	1996		
Warrick Dunn (RB)	1997		
E			
Brad Edelman (G)	1982		
Robert Edwards (RB)	1998		
Trent Edwards (QB)	2007		
Pat Elflein (C)	2017		
Homer Elias (G)	1978		
Ezekiel Elliott (RB)	2016*		
Jumbo Elliott (T)	1988		
Matt Elliott (C)	1992		
Jermaine Eluemunor (G)	2017		
Evan Engram (TE)	2017		
Ricky Ervins (RB)	1991		
Jahri Evans (G)	2006		
Mike Evans (WR)	2014		
Jim Everett (QB)	1986		
Steve Everitt (C)	1993		
F			
Jason Fabini (T)	1998		
Noah Fant (TE)	2019		
Sean Farrell (G)	1982		
Marshall Faulk (RB)	1994		
Dan Feeney (G)	2017		
D'Brickashaw Ferguson (T)	2006		
John Flannery (C)	1991		
D.J. Fluker (T)	2013		
Matt Forte (RB)	2008		
Bill Fralic (G)	1985		
Doug France (T)	1975		
Russ Francis (TE)	1975		
Travis Frederick (C)	2013		
G			
Clark Gaines (RB)	1976-1		
Lawrence Gaines (RB)	1976-2		
Tony Galbreath (RB)	1976-2		
Robert Gallery (T)	2004		
Joey Galloway (WR)	1995		
Rod Gardner (WR)	2001		
Olandis Gary (RB)	1999		
Willie Gault (WR)	1983		
Eddie George (RB)	1996		
Jeff George (QB)	1990		
Charles Getty (T)	1974		
Tommie Ginn (C)	1980		
Ernest Givins (WR)	1986		
Tom Glassic (G)	1976-1		
Tarik Glenn (G)	1997		
Terry Glenn (WR)	1996		
Mike Glennon (QB)	2013		
Mike Glinchey (T)	2018		
Leo Goegas (T)	1990		
Tony Gonzalez (TE)	1997		
Aaron Graham (C)	1996		
Earnest Gray (WR)	1979		
A.J. Green (WR)	2011		
Eric Green (TE)	1990		
William Green (RB)	2002		
Archie Griffin (RB)	1976-2		
Robert Griffin III (QB)	2012		
Rob Gronkowski (TE)	2010		
Jordan Gross (T)	2003		
Ben Grubbs (G)	2007		
Paul Gruber (T)	1988		
Tim Grunhard (C)	1990		
Todd Gurley (RB)	2015		
H			
Courtney Hall (C)	1989		
Don Hardeman (RB)	1975		
Pat Harlow (T)	1991		
Jeff Hartings (G)	1996		
Percy Harvin (WR)	2009		
Don Hasselbeck (TE)	1977		
Rob Havenstein (T)	2015		
Kevin Haverdink (T)	1989		
Andy Heck (T)	1989		
Ron Heller (T)	1984		
Roy Helu (RB)	2011		
Chris Henry (WR)	2005		
Hunter Henry (TE)	2016		
Justin Herbert (QB)	2020		
Matt Herkenhoff (T)	1976-2		
Will Hernandez (G)	2018		
Chris Herndon (TE)	2018		
John Hicks (G)	1974		
David Hill (TE)	1976-1		
Jeremy Hill (RB)	2014		
T.Y. Hilton (WR)	2012		
Chris Hinton (G)	1983		
Torry Holt (WR)	1999		
Brad Hopkins (T)	1993		
DeAndre Hopkins (WR)	2013		
Jordan Howard (RB)	2016		
Tytus Howard (T)	2019		
Bobby Humphrey (RB)	1989		
Kareem Hunt (RB)	2017		
Tony Hunter (TE)	1983		
Steve Hutchinson (G)	2001		
I			
Mike Iupati (G)	2010		
Chris Ivory (RB)	2010		
J			
Darrell Jackson (WR)	2000		
DeSean Jackson (WR)	2008		
Keith Jackson (TE)	1988*		
Wilbur Jackson (RB)	1974		
Josh Jacobs (RB)	2019		
Joe Jacoby (T)	1981		
Edgerrin James (RB)	1999*		
Ja'Wuan James (T)	2014		
Jeno James (G)	2000		
Jon Jansen (T)	1999		
John Jefferson (WR)	1978		
Justin Jefferson (WR)	2020		
Elgton Jenkins (G)	2019		
Greg Jennings (WR)	2006		
John Jerry (G)	2010		
James Jett (WR)	1993		
Andre Johnson (WR)	2003		
Calvin Johnson (WR)	2007		
Chris Johnson (RB)	2008		
Doug Johnson (QB)	2000		
Eric Johnson (TE)	2001		

ALL-ROOKIE PLAYERS (1974-2020)

Johnny Johnson (RB).....	1990	Rick Mirer (QB).....	1993	Harvey Salem (T).....	1983
Kevin Johnson (WR).....	1999	Johnny Mitchell (TE).....	1992	Chris Samuels (T).....	2000
Julio Jones (WR).....	2011	Art Monk (WR).....	1980	Mark Sanchez (QB).....	2009
Julius Jones (RB).....	2004	Warren Moon (QB).....	1984	Barry Sanders (RB).....	1989*
Kevin Jones (RB).....	2004	DJ Moore (WR).....	2018	Chris Sanders (WR).....	1995
Levi Jones (T).....	2002	Eric Moore (G).....	1988	Miles Sanders (RB).....	2019
Walter Jones (T).....	1997	Nat Moore (WR).....	1974	Samson Satele (C).....	2007
Maurice Jones-Drew (RB).....	2006	Rob Moore (WR).....	1990	Brandon Scherff (G).....	2015
Andrew Jordan (TE).....	1994	Knowshon Moreno (RB).....	2009	Mitchell Schwartz (T).....	2012
Brian Jozwiak (T).....	1986	Alfred Morris (RB).....	2012	Darnay Scott (WR).....	1994
K		Sylvester Morris (WR).....	2000	Lindsay Scott (WR).....	1982
Matt Kalil (T).....	2012	Mitch Morse (C).....	2015	John Scully (C).....	1981
Alvin Kamara (RB).....	2017	Randy Moss (WR).....	1998*	Paul Seal (TE).....	1974
Clarence Kay (TE).....	1984	Eric Moten (G).....	1991	Arron Sears (G).....	2007
Mike Kenn (T).....	1978	Tom Mullen (G).....	1974	Jeff Sevy (T).....	1975
Lincoln Kennedy (G).....	1993	Chuck Muncie (RB).....	1976-1	Luis Sharpe (T).....	1982
Eddie Kennison (WR).....	1996	Anthony Muñoz (T).....	1980	Sterling Shepard (WR).....	2016
Ed King (G).....	1991	DeMarco Murray (RB).....	2011	Will Shields (G).....	1993
David Klingler (QB).....	1992	Kyler Murray (QB).....	2019	Jeremy Shockey (TE).....	2002
Mark Koncar (T).....	1976-1	N		Heath Shuler (QB).....	1994
Dan Koppen (C).....	2003	Ricky Nattiel (WR).....	1987	Amini Silatolu (G).....	2012
Tommy Kramer (QB).....	1977	Frankie Neal (WR).....	1987	Kendall Simmons (G).....	2002
Mike Kruczek (QB).....	1976-2	Quenton Nelson (G).....	2018*	Phil Simms (QB).....	1979
Cooper Kupp (WR).....	2017	Tom Newberry (G).....	1986	Billy Sims (RB).....	1980
L		Ozzie Newsome (TE).....	1978	Keith Sims (G).....	1990
Jim Lachey (T).....	1985	Cam Newton (QB).....	2011	Braden Smith (T).....	2018
Eddie Lacy (RB).....	2013	Carl Nicks (G).....	2008	Donovan Smith (T).....	2015
Greg LaFleur (TE).....	1981	O		Emmitt Smith (RB).....	1990
Steve Largent (WR).....	1976-1	Bart Oates (C).....	1985	Onterio Smith (RB).....	2003
Burton Lawless (G).....	1975	Jonathan Ogden (G).....	1996	Tyron Smith (T).....	2011
Amp Lee (RB).....	1992	Michael Oher (T).....	2009	Wade Smith (T).....	2003
Byron Leftwich (QB).....	2003	Christian Okoye (RB).....	1987	Juju Smith-Schuster (WR).....	2017
Andy Levitre (G).....	2009	Shane Olivea (T).....	2004	Chris Sneec (G).....	2004
Taylor Lewan (T).....	2014	Greg Olsen (TE).....	2007	Ray Snell (G).....	1980
Damien Lewis (G).....	2020	Mike Onwenu (G).....	2020	Nate Solder (T).....	2011
Jamal Lewis (RB).....	2000	Kyle Orton (QB).....	2005	Freddie Solomon (WR).....	1975
Dennis Lick (T).....	1976-1	Tom Owen (QB).....	1974	Ron Solt (G).....	1984
Phillip Lindsay (RB).....	2018	P		Chris Spencer (C).....	2005
Corey Linsley (C).....	2014	Joe Panos (G).....	1994	Brenden Stai (G).....	1995
Louis Lippis (WR).....	1984	Jerome Pathon (WR).....	1998	Donte' Stallworth (WR).....	2002
Phil Loadholt (T).....	2009	Todd Peat (G).....	1987	Eric Steinbach (G).....	2003
James Lofton (WR).....	1978	Adrian Peterson (RB).....	2007	Dean Steinkuhler (T).....	1984
Neil Lomax (QB).....	1981	Brandon Pettigrew (TE).....	2009	Alex Stepanovich (C).....	2004
Jake Long (T).....	2008	Carl Pickens (WR).....	1992	John Stephens (RB).....	1988
Kevin Long (C).....	1998	Jake Plummer (QB).....	1997	Todd Steussie (T).....	1994
Kyle Long (G).....	2013	Ethan Pocic (G).....	2017	Troy Stradford (RB).....	1987
Marshawn Lynch (RB).....	2007	Mike Pollak (G).....	2008	Dave Studdard (T).....	1979
M		Clinton Portis (RB).....	2002	Lynn Swann (WR).....	1974
J.D. Maarleveld (T).....	1986	Maurkice Pouncey (C).....	2010	Jim Sweeney (C).....	1984
Don Macek (G).....	1976-1	Mike Pouncey (C).....	2011	Dave Szott (G).....	1990
Alex Mack (C).....	2009	Dak Prescott (QB).....	2016	T	
Kevin Mack (RB).....	1985	Billy Price (C).....	2018	Fred Taylor (RB).....	1998
Nick Mangold (C).....	2006	Mike Pritchard (WR).....	1991	Jawaan Taylor (T).....	2019
Logan Mankins (G).....	2005	Ricky Proehl (WR).....	1990	Jonathan Taylor (RB).....	2020
Peyton Manning (QB).....	1998	Justin Pugh (T).....	2013	Chris Terry (T).....	1999
Vince Manuwai (G).....	2003	R		Vinny Testaverde (QB).....	1987
Ken Margerum (WR).....	1981	Dominic Raiola (C).....	2001	Tom Thayer (G).....	1985
Dan Marino (QB).....	1983	Ryan Ramczyk (T).....	2017	R.C. Thieleman (G).....	1977
Ali Marpet (G).....	2015	Thomas Rawls (RB).....	2015	Anthony Thomas (RB).....	2001
Curt Marsh (G).....	1981	Anthony Redmon (G).....	1994	Joe Thomas (T).....	2007
Arthur Marshall (WR).....	1992	Jordan Reed (TE).....	2013	Michael Thomas (WR).....	2016
Curtis Martin (RB).....	1995	Bill Reid (C).....	1975	Mike Thomas (RB).....	1975
Doug Martin (RB).....	2012	George Reihner (G).....	1977	Randy Thomas (G).....	1999
Zack Martin (G).....	2014	Errict Rhett (RB).....	1994	Joe Thuney (G).....	2016
Tre Mason (RB).....	2014	Jerry Rice (WR).....	1985	LaDainian Tomlinson (RB).....	2001
Bruce Matthews (G).....	1983	Jamey Richard (C).....	2008	Steve Trapilo (G).....	1987
Kevin Mawae (C).....	1994	Calvin Ridley (WR).....	2018	Laremy Tunsil (G).....	2016
Rueben Mayes (RB).....	1986	Dave Rimington (C).....	1983	Kyle Turley (G).....	1998
Baker Mayfield (QB).....	2018	Cody Risien (G).....	1979	Daryl Turner (WR).....	1984
Erik McCoy (C).....	2019	Dalton Risner (G).....	2019	Will Tye (TE).....	2015
Randall McDaniel (G).....	1988	Andre Rison (WR).....	1989	U	
Tony McGee (TE).....	1993	Willie Roaf (T).....	1993	Tony Ugoh (T).....	2007
Tyrone McGriff (G).....	1980	Tootie Robbins (T).....	1982	Rich Umphrey (C).....	1982
Steve McKinney (G).....	1998	Greg Roberts (G).....	1979	Rick Upchurch (WR).....	1975
Terry McLaurin (WR).....	2019	James Robinson (RB).....	2020	V	
Jim McMahon (QB).....	1982	Ben Roethlisberger (QB).....	2004	Keith Van Horne (T).....	1981
Travis McNeal (TE).....	1989	George Rogers (RB).....	1981	Louis Vasquez (G).....	2009
Marcus McNeill (T).....	2006	Dan Ross (TE).....	1979	Ross Verba (T).....	1997
Brad Meester (G).....	2000	Eddie Royal (WR).....	2008	W	
Pete Metzelaars (TE).....	1982	Kyle Rudolph (TE).....	2011	Billy Waddy (WR).....	1977
John Michels (T).....	1996	Bob Rush (C).....	1977	Todd Wade (T).....	2000
Frank Middleton (G).....	1997	Leonard Russell (RB).....	1991	Kenyatta Walker (T).....	2001
Heath Miller (TE).....	2005	Matt Ryan (QB).....	2008	Wesley Walker (WR).....	1977
Junior Miller (TE).....	1980	S		Chris Ward (T).....	1978
Terry Miller (RB).....	1978	Rodger Saffold (T).....	2010	Larry Warford (G).....	2013
Claudie Minor (T).....	1974	Ephraim Salaam (T).....	1998	Curt Warner (RB).....	1983

ALL-ROOKIE PLAYERS (1974-2020)

Danny Watkins (G).....	2011	Kendrell Bell (LB).....	2001	Eric Curry (DE).....	1993
Dashaun Watson (QB).....	2017	Cornelius Bennett (OLB).....	1987	Brian Cushing (LB).....	2009
Jed Weaver (TE).....	1999	Eric Berry (S).....	2010	D	
Richmond Webb (T).....	1990	Duane Bickett (OLB).....	1985	Karlos Dansby (OLB).....	2004
Mike Webster (C).....	1974	Robert Blackmon (S).....	1990	Cameron Dantzier (CB).....	2020
Chris Weinke (QB).....	2001	Bennie Blades (S).....	1988	Ronald Darby (CB).....	2015
Beanie Wells (RB).....	2009	Matt Blair (OLB).....	1974	Marcell Dareus (DT).....	2011
Sammy White (WR).....	1976-1	Stan Blinka (MLB).....	1979	Donovin Darius (S).....	1998
Cody Whitehair (C).....	2016	Kim Bokamper (OLB).....	1977	Marcus Davenport (DL).....	2018
Cadillac Williams (RB).....	2005	Chris Borland (LB).....	2014	Lavonte David (LB).....	2012
Doug Williams (QB).....	1978	Joey Bosa (DL).....	2016	Jarrad Davis (LB).....	2017
John Williams (RB).....	1986	John Bosa (DE).....	1987	Raekwon Davis (DL).....	2020
Mike Williams (T).....	2002	Nick Bosa (DL).....	2019	Russell Davis (DE).....	1999
Mike Williams (WR).....	2010	Brian Bosworth (ILB).....	1987	Vontae Davis (CB).....	2009
Roy Williams (WR).....	2004	Michael Boulware (S).....	2004	Brian Dawkins (S).....	1996
Jedrick Wills Jr. (T).....	2020	Peter Boulware (OLB).....	1997	Mike Dawson (DT).....	1976-1
Jameis Winston (QB).....	2015	Tim Bowens (DT).....	1994	Vernon Dean (CB).....	1982
Tristan Wirfs (T).....	2020	Tony Brackens (DE).....	1996	Jack Del Rio (ILB).....	1985
Stefen Wisniewski (G).....	2011	Tyler Brayton (DE).....	2003	Louis Delmas (S).....	2009
Steve Wisniewski (G).....	1989	Larry Braziel (CB).....	1979	Pat Dennis (CB).....	2000
Jason Witten (TE).....	2003	Robert Brazile (OLB).....	1975	Na'il Diggs (LB).....	2000
Dave Wohlbaugh (C).....	1995	Michael Brockers (DL).....	2012	Darnell Dockett (DT).....	2004
Joe Wolf (G).....	1989	Derrick Brooks (LB).....	1995	Chris Doleman (OLB).....	1985
Will Wolford (G).....	1986	Chad Brown (ILB/MLB).....	1993	Aaron Donald (DL).....	2014
David Woodley (QB).....	1980	Courtney Brown (DL).....	2000	Santana Dotson (DE).....	1992
Don Woods (RB).....	1974	Derrick Brown (DL).....	2020	Hugh Douglas (DE).....	1995
Ickey Woods (RB).....	1988	Jatavis Brown (LB).....	2016	A.J. Duhe (DE).....	1977
Damien Woody (C).....	1999	Jerome Brown (DT).....	1987	Carlos Dunlap (DL).....	2010
Butch Woolfolk (RB).....	1982	Larry Brown (CB).....	1991	John Dutton (DE).....	1974
Y		Malcom Brown (DL).....	2015	E	
Steve Young (T).....	1976-2	Mike Brown (S).....	2000	Kony Ealy (DL).....	2014
Vince Young (QB).....	2006	Rush Brown (DT).....	1980	Kenny Easley (S).....	1981
Z		Keith Browner (OLB).....	1984	Eddie Edwards (DT).....	1977
Kevin Zeitler (G).....	2012	Ross Browner (DE).....	1978	Ebenezer Ekuban (DE).....	1999
Jim Zorn (QB).....	1976-1	Darrick Brownlow (ILB).....	1991	Justin Ellis (DL).....	2014

DEFENSE (536)

A		Deone Bucannon (S).....	2014	DeForest Buckner (DL).....	2016	Terry Fair (CB).....	1998*
Donnie Abraham (CB).....	1996	Dan Bunz (MLB).....	1978	Dan Bunz (MLB).....	1978	Mark Fields (LB).....	1995
Gaines Adams (DE).....	2007	Gary Burley (DE).....	1976-1	Gary Burley (DE).....	1976-1	Brandon Flowers (CB).....	2008
Jamal Adams (S).....	2017	Derrick Burroughs (CB).....	1985	Derrick Burroughs (CB).....	1985	Leonard Floyd (LB).....	2016
Sam Adams (DE).....	1994	Devin Bush (S).....	1995	Devin Bush (S).....	1995	Tom Flynn (S).....	1984
Xavier Adibi (LB).....	2008	Devin Bush (DE).....	2019	Devin Bush (DE).....	2019	Rueben Foster (LB).....	2017
Ray Agnew (DE).....	1990	Mike Butler (DE).....	1977	Mike Butler (DE).....	1977	Tim Fox (S).....	1976-1
Jaire Alexander (CB).....	2018	Greg Buttle (OLB).....	1976-1	Greg Buttle (OLB).....	1976-1	James Francis (OLB).....	1990
Kwon Alexander (LB).....	2015	Jairus Byrd (S).....	2009	Jairus Byrd (S).....	2009	Rob Fredrickson (LB).....	1994
Eric Allen (CB).....	1988	C		Alphonso Carreker (DE).....	1984	Dwight Freeney (DL).....	2002
Jared Allen (DE).....	2004	Mark Carrier (S).....	1990	Mark Carrier (S).....	1990	Scott Fujita (LB).....	2002
Josh Allen (DL).....	2019	Harry Carson (MLB).....	1976-1	Dale Carter (CB).....	1992	David Fulcher (S).....	1986
Kiko Alonso (LB).....	2013	Dale Carter (CB).....	1992	Tom Carter (CB).....	1993	Kyle Fuller (CB).....	2014
O'Brien Alston (OLB).....	1988	Tom Carter (CB).....	1993	Tony Casillas (DT).....	1986	G	
Tyson Alualu (DL).....	2010	Luis Castillo (DL).....	2005	Luis Castillo (DL).....	2005	E.J. Gaines (CB).....	2014
Adrian Amos (S).....	2015	Raphel Cherry (S).....	1985	Raphel Cherry (S).....	1985	Chris Gamble (CB).....	2004
Antonio Anderson (DT).....	1997	Larry Chester (DT).....	1998	Larry Chester (DT).....	1998	Daryl Gardener (DT).....	1996
John Anderson (OLB).....	1978	Ray Childress (DE).....	1985	Ray Childress (DE).....	1985	Moe Gardner (DT).....	1991
Mark Anderson (DL).....	2006	Jeremy Chinn (S).....	2020	Jeremy Chinn (S).....	2020	Chauncey Gardner-Johnson (CB).....	2019
Pat Angerer (LB).....	2010	Bradley Chubb (DL).....	2018	Bradley Chubb (DL).....	2018	Sam Games (S).....	1997
Ezekiel Ansah (DL).....	2013	Chris Claiborne (LB).....	1999	Chris Claiborne (LB).....	1999	Myles Garrett (DL).....	2017
Stephone Anthony (LB).....	2015	Bruce Clark (DE).....	1982	Bruce Clark (DE).....	1982	Sean Gilbert (DT).....	1992
Troy Archer (DE).....	1976-2	Marlo Clark (CB).....	1976-1	Marlo Clark (CB).....	1976-1	Tim Goad (DT).....	1988
Adam Archuleta (S).....	2001	Raymond Clayborn (CB).....	1977	Raymond Clayborn (CB).....	1977	Eddie Goldman (DL).....	2015
Trace Armstrong (DE).....	1989	Ha Ha Clinton-Dix (S).....	2014	Ha Ha Clinton-Dix (S).....	2014	Alex Gordon (OLB).....	1987
LaVar Arrington (LB).....	2000	Dexter Coakley (OLB).....	1997	Dexter Coakley (OLB).....	1997	Darrien Gordon (CB).....	1993
Gene Atkins (S).....	1987	Barry Cofield (DL).....	2006	Barry Cofield (DL).....	2006	Larry Gordon (OLB).....	1976-2
Steve Atwater (S).....	1989	Tim Cofield (OLB).....	1986	Tim Cofield (OLB).....	1986	Johnnie Gray (S).....	1975
B		Trent Cole (DL).....	2005	Trent Cole (DL).....	2005	Curtis Green (DE).....	1981
Champ Bailey (CB).....	1999	Marco Coleman (OLB).....	1992	Marco Coleman (OLB).....	1992	Darrell Green (CB).....	1983
Al Baker (DE).....	1978*	Sidney Coleman (ILB).....	1988	Sidney Coleman (ILB).....	1988	Gary Green (CB).....	1977
Jesse Baker (DE).....	1979	Landon Collins (S).....	2015	Landon Collins (S).....	2015	Hugh Green (OLB).....	1981
Jerry Ball (DT).....	1987	Nick Collins (S).....	2005	Nick Collins (S).....	2005	Jacob Green (DE).....	1980
Carl Banks (OLB).....	1984	Neal Colzie (CB).....	1975	Neal Colzie (CB).....	1975	Mike Green (MLB).....	1983
Chip Banks (OLB).....	1982	Shane Conlan (ILB).....	1987	Shane Conlan (ILB).....	1987	Ken Greene (S).....	1978
Gary Barbaro (S).....	1976-2	Chris Conte (S).....	2011	Chris Conte (S).....	2011	Dre Greenlaw (LB).....	2019
Derek Barnett (DL).....	2017	Johnnie Cooks (OLB).....	1982	Johnnie Cooks (OLB).....	1982	Don Griffin (CB).....	1986
Nick Barnett (MLB).....	2003	John Copeland (DE).....	1993	John Copeland (DE).....	1993	Burt Grossman (DE).....	1989
Mark Barron (S).....	2012	Quentin Coryatt (OLB).....	1992	Quentin Coryatt (OLB).....	1992	H	
Carl Barzilauskas (DT).....	1974	Tom Cousineau (MLB).....	1982	Tom Cousineau (MLB).....	1982	Dino Hackett (ILB).....	1986
Idrees Bashir (S).....	2001	Sam Cowart (LB).....	1998	Sam Cowart (LB).....	1998	Joe Haden (CB).....	2010
Bill Bates (S).....	1983	Fletcher Cox (DL).....	2012	Fletcher Cox (DL).....	2012	Charles Haley (OLB).....	1986
Jessie Bates (S).....	2018	Mike Croel (OLB).....	1991	Mike Croel (OLB).....	1991	Tamba Hali (DL).....	2006
Bob Baumhower (DT).....	1977	Bill Currier (S).....	1977	Bill Currier (S).....	1977	Carlos Hall (DL).....	2002
Jon Beason (OLB).....	2007	Buddy Curry (MLB).....	1980	Buddy Curry (MLB).....	1980	Cory Hall (S).....	1999
Aubrey Beavers (LB).....	1994					Dana Hall (S).....	1992
Terry Beeson (MLB).....	1977						

ALL-ROOKIE PLAYERS (1974-2020)

Delton Hall (CB)	1987	Antonio Langham (CB)	1994	Ahmed Plummer (CB)	2000
Leon Hall (CB)	2007	Don Latimer (DT)	1978	Tommy Polley (LB)	2001
Ken Hamlin (S)	2003	Marshon Lattimore (CB)	2017	Tyrone Poole (CB)	1995
Dan Hampton (DE)	1979	Dexter Lawrence (DL)	2019	Andrew Provence (DT)	1983
Da'Shawn Hand (DL)	2018	Carl Lawson (DL)	2017	Q	
Phil Hansen (DE)	1991	Ben Leber (LB)	2002	Patrick Queen (LB)	2020
Dee Hardison (DT)	1978	Darius Leonard (LB)	2018	R	
Kevin Hardy (LB)	1996	Bobby Leopold (DLB)	1980	John Rade (DLB)	1983
Vernon Hargreaves III (CB)	2016	Mo Lewis (OLB)	1991	B.J. Raji (DL)	2009
Roger Harper (S)	1993	Eugene Lockhart (ILB)	1984	Jalen Ramsey (CB)	2016
Chris Harris (S)	2011	Curtis Lofton (LB)	2008	Darrol Ray (S)	1980
David Harris (OLB)	2007	Chris Long (DL)	2008	Gary Reasons (ILB)	1984
John Harris (S)	1978	Ronnie Lott (CB)	1981*	Ed Reed (S)	2002
Napoleon Harris (LB)	2002	Star Lotulelei (DL)	2013	Frank Reed (CB)	1976-2
Tommie Harris (DT)	2004	Keith Lyle (S)	1994	Eric Reid (S)	2013
Walt Harris (CB)	1996	M		Mike Reinfeldt (S)	1976-2
Mike Hartenstein (DE)	1975	Bill Maas (DT)	1984	Leonard Renfro (DT)	1993
Jim Haslett (OLB)	1979	Khalil Mack (LB)	2014	Darrelle Revis (CB)	2007
James Hastys (CB)	1988	Mike Mamula (DE)	1995	Kerry Rhodes (S)	2005
A.J. Hawk (LB)	2006	Richard Marshall (CB)	2006	Simeon Rice (DE)	1996
Bill Hawkins (DT)	1989	Russell Maryland (DT)	1991	Stanley Richard (S)	1991
Mike Haynes (CB)	1976-1	Robert Massey (CB)	1989	Al Richardson (OLB)	1980
Casey Hayward (CB)	2012	Tyrann Mathieu (CB)	2013	Sheldon Richardson (DL)	2013
John Henderson (DL)	2002	Clay Matthews (LB)	2009	Vern Roberson (S)	1977
John Hendy (CB)	1985	Vernon Maxwell (OLB)	1983	Dewayne Robertson (DT)	2003
Anthony Henry (CB)	2001	Jerod Mayo (LB)	2008	Dunta Robinson (CB)	2004
Tye Hill (CB)	2006	Rolando McClain (LB)	2010	Jerry Robinson (OLB)	1979
Ellis Hobbs (CB)	2005	Devin McCourty (CB)	2010	Johnny Robinson (DT)	1981
Vonnie Holliday (DE)	1998	Prentice McCray (S)	1974	Brian Robison (DE)	2007
Pierce Holt (DT)	1988	Ricardo McDonald (ILB)	1992	Tracy Rucker (DT)	1989
Chris Horton (S)	2008	Willie McGinest (LB)	1994	Dominique Rodgers-Cromartie (CB)	2008
Lamarr Houston (DL)	2010	Tim McKyer (CB)	1986	Don Rogers (S)	1984
Chris Hovan (DL)	2000	Erik McMillan (S)	1988	Shaun Rogers (DT)	2001
Darren Howard (DL)	2000	Don McNeil (CB)	1980	Bill Romanowski (OLB)	1988
Sam Hunt (OLB)	1974	Shawne Merriman (LB)	2005	Derek Ross (CB)	2002
Danielle Hunter (DL)	2015	Von Miller (LB)	2011	Kevin Ross (CB)	1984
James Hunter (S)	1976-1	Lawyer Milloy (S)	1996	Darrell Russell (DE)	1997
I		Chris Mims (DE)	1992	Matt Russell (ILB)	1997
Bruce Irvin (DL)	2012	Frank Minnifield (CB)	1984	DeMeco Ryans (LB)	2006
J		Koa Misi (LB)	2010	S	
Bobby Jackson (CB)	1978	Devon Mitchell (S)	1986	Deion Sanders (CB)	1989
Tyson Jackson (DL)	2009	Mack Mitchell (DE)	1975	Warren Sapp (DT)	1995
Derwin James (S)	2018*	John Mobley (LB)	1996	Darnell Savage (S)	2019
Quentin Jammer (CB)	2002	Sio Moore (LB)	2013	Terry Schmidt (CB)	1974
Janoris Jenkins (CB)	2012	Dan Morgan (LB)	2001	Lee Roy Selmon (DE)	1976-2
Timmy Jernigan (DL)	2014	Darryl Morrison (S)	1994	Richard Seymour (DE)	2001
Dan Jilek (DLB)	1976-2	C.J. Mosley (LB)	2014	Matt Shaughnessy (DL)	2009
Edward Johnson (DT)	2007	Sean Murphy-Bunting (CB)	2019	Jabaal Sheard (DE)	2011
Gary Johnson (DT)	1975	Kenneth Murray Jr. (LB)	2020	Richard Sherman (CB)	2011
Joe Johnson (DE)	1994	N		Kawann Short (DL)	2013
Johnnie Johnson (S)	1980	Keanu Neal (S)	2016	Anthony Simmons (LB)	1998
Ron Johnson (CB)	1978	Bill Neil (DT)	1981	Isaiah Simmons (LB)	2020
Ted Johnson (LB)	1995	Reggie Nelson (S)	2007	Wayne Simmons (OLB)	1993
Chandler Jones (DL)	2012	Terence Newman (CB)	2003	Corey Simon (DL)	2000
Chris Jones (DL)	2016	Tim Newton (DT)	1985	Bill Simpson (S)	1974
Deion Jones (LB)	2016	Yannick Ngakoue (DL)	2016	Ernie Sims (LB)	2006
Ed Jones (DE)	1974	Haloti Ngata (DL)	2006	Kenneth Sims (DE)	1982
Ed Jones (S)	1975	Steve Njiehaus (DT)	1976-1	Mike Singletary (MLB)	1981
Jason Jones (DL)	2008	Brian Noble (ILB)	1985	Reggie Singletary (DT)	1986
Jimmie Jones (DT)	1990	Ken Novak (DT)	1976-2	Fred Smerias (DT)	1979
Robert Jones (ILB)	1992	O		Aldon Smith (LB)	2011
Rulon Jones (DE)	1980	Leslie O'Neal (DE)	1986	Ben Smith (CB)	1990
Karl Joseph (S)	2016	Nate Odomes (CB)	1987	Darrin Smith (OLB)	1993
K		John Offerdahl (ILB)	1986	Harrison Smith (S)	2012
Andy Katzenmoyer (LB)	1999	Alec Ogletree (LB)	2013	Justin Smith (DE)	2001
Jevon Kearse (DE)	1999*	Amobi Okoye (DT)	2007	Roquan Smith (LB)	2018
Louie Kelcher (DT)	1975	Ed Oliver (DL)	2019	Will Smith (DE)	2004
Eric Kendricks (LB)	2015	Jerry Olsavsky (ILB)	1989	Fred Smoot (CB)	2001
Cortez Kennedy (DT)	1990	Brian Orakpo (LB)	2009	L'Jarius Sneed (CB)	2020
Ryan Kerrigan (LB)	2011	P		Percy Snow (ILB)	1990
Terry Kinard (S)	1983	Tony Parrish (S)	1998	Marcus Spears (DL)	2005
Javon Kinlaw (DL)	2020	Mike Patterson (DL)	2005	Chris Spielman (ILB)	1988
Sammy Knight (S)	1997	Daron Payne (DL)	2018	Takeo Spikes (LB)	1998
Shawn Knight (DE)	1987	Julius Peppers (DL)	2002	Shawn Springs (CB)	1997
Terrance Knighton (DL)	2009	Benny Perrin (S)	1982	Dana Stubblefield (DT)	1993
Bill Kollar (DT)	1974	Darren Perry (S)	1992	Daniel Stubbs (DE)	1988
Luke Kuechly (LB)	2012	Jason Perry (S)	1999	Jim Stuckey (DT)	1980
Aaron Kyle (CB)	1976-2	Michael Dean Perry (DE)	1988	Terrell Suggs (OLB)	2003
L		Vernon Perry (S)	1979	Ndamukong Suh (DL)	2010*
Jacob Lacey (CB)	2009	Marcus Peters (CB)	2015	Johnathan Sullivan (DT)	2003
Jeff Lageman (OLB)	1989	Mike Peterson (LB)	1999	T	
Carnell Lake (S)	1989	Patrick Peterson (CB)	2011	Lofa Tatupu (LB)	2005
Jack Lambert (MLB)	1974	Kenny Phillips (S)	2008	Bobby Taylor (CB)	1995
Dawan Landry (S)	2006	Charles Phillyaw (DE)	1976-1	Jason Taylor (DE)	1997
LaRon Landry (S)	2007	Bill Pickel (DT)	1983	Lawrence Taylor (OLB)	1981*
Kendall Langford (DL)	2008	Mike Pitts (DE)	1983	Phil Taylor (DT)	2011

ALL-ROOKIE PLAYERS (1974-2020)

Sean Taylor (S).....	2004
George Teague (S).....	1993
Derrick Thomas (OLB).....	1989
Orlando Thomas (S).....	1995
Zach Thomas (LB).....	1996
Donnell Thompson (DE).....	1981
Juan Thornhill (S).....	2019
Odell Thurman (LB).....	2005
Pisa Tinoisamoa (OLB).....	2003
Dalvin Tomlinson (DL).....	2017
Steve Tovar (LB/MLB).....	1993
Steve Towle (MLB).....	1975
Greg Townsend (DE).....	1983
Keith Traylor (LB).....	1991
Desmond Trufant (CB).....	2013
Marcus Trufant (CB).....	2003
Manu Tuiaosopo (DT).....	1979
Renaldo Turnbull (DE).....	1990
Eric Turner (S).....	1991
U	
Brian Urlacher (LB).....	2000
V	
Kenny Vaccaro (S).....	2013
Leighton Vander Esch (LB).....	2018
Garin Veris (DE).....	1985
Jonathan Vilma (MLB).....	2004
Troy Vincent (CB).....	1992
Andre Wadsworth (DE).....	1998
W	
Bobby Wagner (LB).....	2012
Gary Walker (DT).....	1995
Kenny Walker (DE).....	1991
Aaron Wallace (OLB).....	1990
Everson Walls (CB).....	1981
Denny Walters (CB).....	1983
Denzel Ward (CB).....	2018
T.J. Ward (S).....	2010
Gerrard Warren (DT).....	2001
Dewayne Washington (CB).....	1994
Bobby Watkins (CB).....	1982
J.J. Watt (DE).....	2011
T.J. Watt (LB).....	2017
Greg Wesley (S).....	2000
Bryant Westbrook (CB).....	1997
Devin White (LB).....	2019
Randy White (OLB).....	1975
Tre'Davious White (CB).....	2017
Brandon Whiting (DT).....	1998
Donte Whitner (S).....	2006
Reggie Wilkes (OLB).....	1978
Aeneas Williams (CB).....	1991
Brent Williams (DE).....	1986
D.J. Williams (OLB).....	2004
Darrent Williams (CB).....	2005
Henry Williams (CB).....	1979
James Williams (CB).....	1990
Kevin Williams (DE).....	2003
Leonard Williams (DL).....	2015
Lester Williams (DT).....	1982
Marcus Williams (S).....	2017
Reggie Williams (OLB).....	1976-1
Roy Williams (S).....	2002
Carlton Williamson (S).....	1981
Patrick Willis (MLB).....	2007*
Brenard Wilson (S).....	1979
Eugene Wilson (S).....	2003
Jason Wiltz (DT).....	1999
Antoine Winfield Jr. (S).....	2020
Blaise Winter (DE).....	1984
Leo Wisniewski (DT).....	1982
Lee Woodall (LB).....	1994
John Woodcock (DT).....	1976-2
Charles Woodson (CB).....	1998
Roscoe Word (CB).....	1974
Louis Wright (CB).....	1975
Devin Wyman (DT).....	1996
Renaldo Wynn (DT).....	1997
Y	
Andre Young (S).....	1982
Bryant Young (DT).....	1994
Chase Young (DL).....	2020
Lonnie Young (S).....	1985
Roynell Young (CB).....	1980

SPECIAL TEAMS (170)

A	
Jamal Agnew (PR).....	2017*
Gary Anderson (PK).....	1982
Bryan Anger (P).....	2012
Jessie Armstead (ST).....	1993
Tavon Austin (PR).....	2013
B	
Johnson Bademosi (ST).....	2012
Chris Bahr (PK).....	1976-1
Dan Bailey (PK).....	2011
Budda Baker (ST).....	2017*
Jason Baker (P).....	2001
Rodrigo Blankenship (PK).....	2020
Michael Boley (ST).....	2005
Chris Boniol (PK).....	1994
Matt Boshier (P).....	2011
Josh Brown (PK).....	2003
Matt Bryant (PK).....	2002
Jeff Burris (ST).....	1994
Trey Burton (ST).....	2014
Harrison Butker (PK).....	2017
Kevin Butler (PK).....	1985
C	
Dan Carpenter (PK).....	2008
Dale Carter (PR).....	1992
Chad Cascadden (ST).....	1995
Steve Christie (PK).....	1990
Neil Clabo (P).....	1975
Randall Cobb (KR).....	2011
Andre Coleman (KR).....	1994
Frank Corral (PK).....	1978*
Quan Cosby (PR).....	2009
Brad Costello (P).....	1998
D	
Jean-Phillipe Darche (ST).....	2000
Matt Darr (P).....	2015
Andre Davis (KR).....	2002
Akeem Dent (ST).....	2011
Michael Dickson (P).....	2018*
Bucky Dilts (P).....	1977
Riley Dixon (P).....	2016
Tim Dwight (ST).....	1998
E	
Paul Edinger (PK).....	2000
Jason Elam (PK).....	1993
F	
Terry Fair (KR).....	1998
Jeff Feagles (P).....	1988
Jay Feely (PK).....	2001
Yamon Figurs (KR).....	2007
Nick Folk (PK).....	2007
Cole Ford (PK).....	1995
Jacoby Ford (KR).....	2010
Tony Franklin (PK).....	1979
G	
Jamie Gillan (P).....	2019
Ted Ginn Jr. (PR).....	2007
Jordan Glasgow (ST).....	2020
Stephen Gostkowski (PK).....	2006
Martin Gramatica (PK).....	1999
Jacquez Green (PR).....	1998
Bob Grupp (P).....	1979*
H	
Ali Haji-Sheikh (PK).....	1983*
John Hall (PK).....	1997
Brian Hansen (P).....	1984
Jason Hanson (PK).....	1992
Byron Hanspard (KR).....	1997
Mecole Hardman (KR).....	2019
Deonte Harris (PR).....	2019*
Percy Harvin (KR).....	2009
Dale Hatcher (P).....	1985*
Efren Herrera (PK).....	1974
Devin Hester (KR & PR).....	2006(*PR)
Tyreek Hill (KR, PR & ST).....	2016(*ST)
T.Y. Hilton (PR).....	2012
Desmond Howard (KR).....	1992
Tyrone Hughes (KR & PR).....	1993(*KR)
Tom Hutton (P).....	1995
I	
Larry Izzo (ST).....	1996
J	
Chris Jacke (PK).....	1989
Rusty Jackson (P).....	1976-1

Jeff Jaeger (PK).....	1987
Dave Jennings (P).....	1974
John Jett (P).....	1993
Bethel Johnson (KR).....	2003
Eddie Johnson (P).....	2003
Leon Johnson (PR).....	1997
Adam Jones (PR).....	2005
Don Jones (ST).....	2013
K	
Nate Kaeding (PK).....	2004
John Kasay (PK).....	1991
Eddie Kennison (PR).....	1996
Brett Kern (P).....	2008
Christian Kirk (PR).....	2018
Chris Kluge (P).....	2005
L	
Josh Lambo (PK).....	2015
Jarvis Landry (KR).....	2014
Kyle Larson (P).....	2004
Shane Lechler (P).....	2000
John Lee (PK).....	1986
Keith Kern (ST).....	2004
Michael Lewis (ST).....	2002
Tyler Lockett (KR, PR & ST).....	2015
Chip Lohmiller (PK).....	1988
Mick Luckhurst (PK).....	1981
Wil Lutz (PK).....	2016
M	
Marc Mariani (PR).....	2010
Sam Martin (P).....	2013
Jerome Mathis (KR).....	2005*
Pat McAfee (P).....	2009
Paul McFadden (PK).....	1984
Leodis McKelvin (KR).....	2008
John McLaughlin (ST).....	1999
Zoltan Mesko (P).....	2010
Steve Mike-Mayer (PK).....	1975
Jim Miller (P).....	1980
Chris Mohr (P).....	1989
Eric Moulds (KR).....	1996
Eddie Murray (PK).....	1980
N	
Mike Nugent (PK).....	2005
O	
Pat O'Donnell (P).....	2014
Pat O'Neill (P).....	1994
Tom Orosz (P).....	1981
P	
Cody Parkey (PK).....	2014
Cordarrelle Patterson (KR).....	2013*
Patrick Peterson (PR).....	2011*
Ryan Plackemeier (P).....	2006
Bernard Pollard (ST).....	2006
Hank Poteat (ST).....	2000
James Proche II (PR).....	2020
R	
Antwaan Randle El (PR).....	2002
Reggie Roby (P).....	1983
Isaiah Rodgers (KR).....	2020
Ruben Rodriguez (P).....	1987
Charlie Rogers (PR).....	1999*
Sam Rogers (ST).....	1994
S	
B.J. Sams (PR).....	2004
Rigoberto Sanchez (P).....	2017
Jason Sanders (PK).....	2018
Austin Seibert (PK).....	2019
Rafael Septien (PK).....	1977
Daniel Sepulveda (P).....	2007
Brandon Siler (ST).....	2007
Tom Skladany (P).....	1978
Clifton Smith (PR).....	2008
Hunter Smith (P).....	1999
Steve Smith (KR & PR).....	2001(*KR)
Tremont Smith (KR).....	2018
Zuriel Smith (PR).....	2003
Rohn Stark (P).....	1982
Fred Steinfort (PK).....	1976-2
LaRod Stephens-Howling (ST).....	2009
Clint Stitser (PK).....	2010
Caleb Sturgis (PK).....	2013
Ryan Succop (PK).....	2009
Ryan Switzer (KR).....	2017
T	
John Teltschik (P).....	1986
De'Anthony Thomas (PR).....	2014

ALL-ROOKIE PLAYERS (1974-2020)

Tommy Townsend (P).....	2020
Drue Tranquill (ST).....	2019
Zeke Turner (ST).....	2018
David Tyree (ST).....	2003

V

Mike Vanderjagt (PK).....	1998
Tamarick Vanover (KR & PR).....	1995
Darrick Vaughn (KR).....	2000
Adam Vinatieri (PK).....	1996

W

Blair Walsh (PK).....	2012*
Ken Walter (P).....	1997
T.J. Ward (ST).....	2010
Wes Welker (KR).....	2004
Danny White (P).....	1976-2
Terrence Wilkins (KR).....	1999
Klaus Wilmsmeyer (P).....	1992
David Wilson (KR).....	2012
Jamie Winborn (ST).....	2001
Darren Woodson (ST).....	1992

Z

Dave Zastudil (P).....	2002
------------------------	------

-1, -2: PFWA selected a first and second team in 1976

*: Selected to PFWA All-NFL Team in same season (1974-2020)

Bold: Pro Football Hall of Fame inductee

MOST PFWA FIRST TEAM ALL-ROOKIE PLAYERS BY TEAM (1974-2020)

NFL Team	Offense	Defense	Special	Total
Indianapolis.....	23	18	10	51
Miami.....	19	19	11	49
New Orleans.....	25	19	5	49
New England.....	20	23	6	49
Seattle.....	21	19	9	49
Tampa Bay.....	27	16	6	49
Kansas City.....	12	20	14	46
Cincinnati.....	22	18	5	45
L.A. Chargers.....	19	21	5	45
Detroit.....	18	20	6	44
Atlanta.....	17	16	8	41
San Francisco.....	11	24	6	41
Dallas.....	15	19	8	40
Arizona.....	18	15	6	39
N.Y. Jets.....	14	21	4	39
Chicago.....	15	18	5	38
Cleveland.....	15	17	6	38
L.A. Rams.....	16	16	6	38
N.Y. Giants.....	20	12	6	38
Philadelphia.....	11	18	8	37
Washington.....	18	17	2	37
Denver.....	20	13	4	37
Minnesota.....	17	12	6	35
Buffalo.....	11	19	4	34
Green Bay.....	11	19	2	32
Tennessee.....	20	9	2	31
Oakland.....	9	17	3	29
Pittsburgh.....	13	10	4	27
Carolina.....	10	12	3	25
Jacksonville.....	10	12	1	23
Baltimore.....	6	8	4	18
Houston.....	7	6	1	14

The PFWA selected a first and second All-Rookie Team in 1976. Second-team players not included in above totals. Most selections by unit in **bold**.

PFWA FIRST TEAM ALL-ROOKIE MULTIPLE HONOREES (1974-2020)

1993 - KR & PR Tyrone Hughes, NO
 1995 - KR & PR Tamarick Vanover, KC
 1998 - CB & KR Terry Fair, DET
 2000 - C & ST Jean-Phillipe Darche, SEA
 2001 - KR & PR Steve Smith, CAR
 2006 - KR & PR Devin Hester, CHI
 2009 - WR & KR Percy Harvin, MIN
 2010 - S & ST T.J. Ward, CLE
 2011 - CB & PR Patrick Peterson, ARI
 2012 - WR & PR T.Y. Hilton, IND
 2015 - KR, PR & ST Tyler Lockett, SEA
 2016 - KR, PR & ST Tyreek Hill, KC

MOST PLAYERS SELECTED TO PFWA FIRST TEAM ALL-ROOKIE (1974-2020)

Offense

3 - Tampa Bay 1997, Indianapolis 1998, New Orleans 2006, Tampa Bay 2015

Defense

4 - Miami 1977

Special Teams

3 - Seattle 2015, Kansas City 2016, Indianapolis 2020

PFWA ALL-ROOKIE POSITIONS NOT SELECTED (1974-2020)

1987 - Center
 1988 - Center
 1991 - Quarterback
 1992 - Guard (2)
 1996 - Punter
 1997 - Special Teamer
 2008 - Special Teamer
 2012 - Center



A

EAST



BUFFALO BILLS



MIAMI DOLPHINS



NEW ENGLAND PATRIOTS



NEW YORK JETS

NORTH



BALTIMORE RAVENS



CINCINNATI BENGALS



CLEVELAND BROWNS



PITTSBURGH STEELERS

SOUTH



HOUSTON TEXANS



INDIANAPOLIS COLTS



JACKSONVILLE JAGUARS



TENNESSEE TITANS

WEST



DENVER BRONCOS



KANSAS CITY CHIEFS



LAS VEGAS RAIDERS



LOS ANGELES CHARGERS

N

EAST



DALLAS COWBOYS



NEW YORK GIANTS



PHILADELPHIA EAGLES



WASHINGTON
FOOTBALL TEAM

NORTH



CHICAGO BEARS



DETROIT LIONS



GREEN BAY PACKERS



MINNESOTA VIKINGS

SOUTH



ATLANTA FALCONS



CAROLINA PANTHERS



NEW ORLEANS SAINTS



TAMPA BAY BUCCANEERS

WEST



ARIZONA CARDINALS



LOS ANGELES RAMS



SAN FRANCISCO 49ERS



SEATTLE SEAHAWKS



SUPER BOWL LV