

# NEWS RELEASE

## BUREAU OF LABOR STATISTICS

U. S. DEPARTMENT OF LABOR



For release 10:00 a.m. (ET) Friday, February 19, 2021

USDLE-21-0280

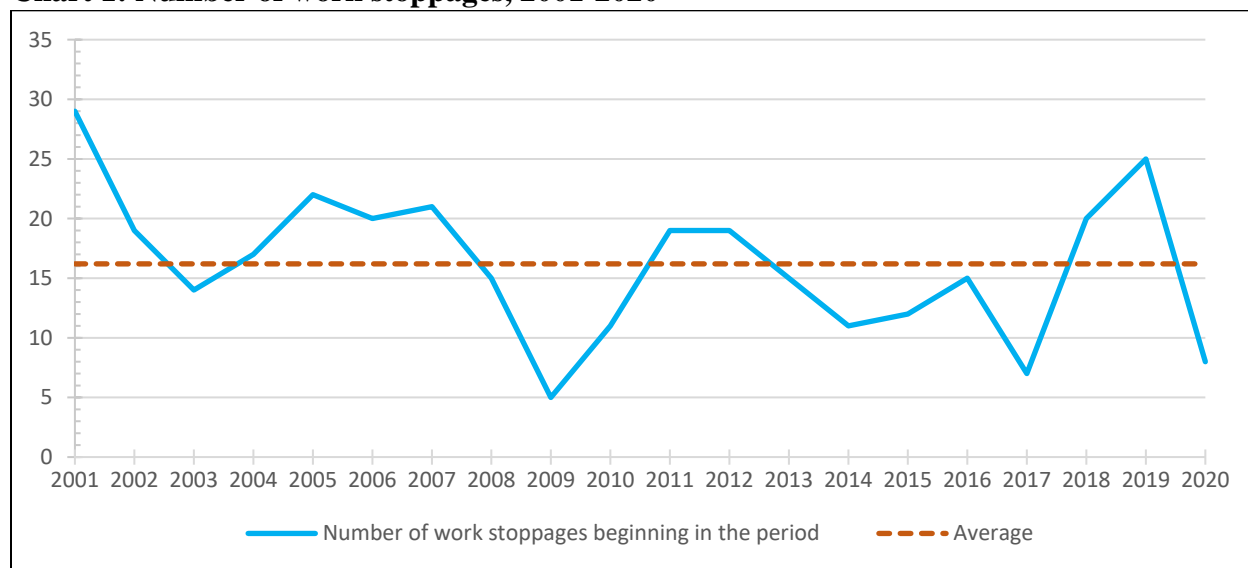
Technical information: (202) 691-6199 • [workstoppagesinfo@bls.gov](mailto:workstoppagesinfo@bls.gov) • [www.bls.gov/wsp](http://www.bls.gov/wsp)  
Media contact: (202) 691-5902 • [pressoffice@bls.gov](mailto:pressoffice@bls.gov)

### Major Work Stoppages in 2020

**(NOTE: This news release was reissued on March 1, 2021, adding 1 work stoppage in 2020. Additional information is available at [www.bls.gov/errata/home.htm?errataID=83666](http://www.bls.gov/errata/home.htm?errataID=83666).)**

In 2020, there were 8 major work stoppages beginning in the year, the U.S. Bureau of Labor Statistics reported today. A major work stoppage involves 1,000 or more workers and lasts at least one shift during the work week, Monday through Friday excluding Federal holidays. This year had the third lowest number of major work stoppages since the series began in 1947. The lowest annual total was 5 in 2009, followed by 7 in 2017. For the past 20 years, on average, there have been 16 work stoppages beginning in the year. (See chart 1.)

**Chart 1: Number of work stoppages, 2001-2020**



#### Data Correction

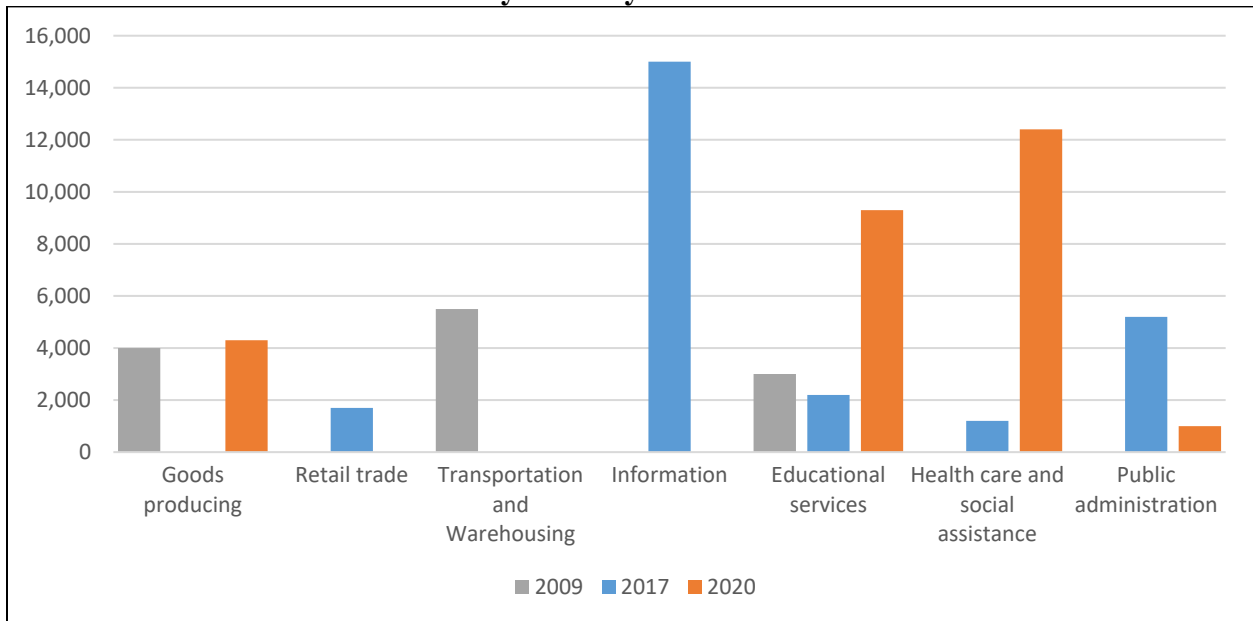
The BLS has issued a correction to work stoppage data from February 2018 to December 2020. Additional information is available at [www.bls.gov/errata/home.htm?errataID=83510](http://www.bls.gov/errata/home.htm?errataID=83510).

#### Coronavirus (COVID-19) Pandemic Impact on the 2020 Major Work Stoppages

Data collection for Major Work Stoppages was not impacted by the COVID-19 pandemic. Additional information is available at [www.bls.gov/covid19/effects-of-covid-19-on-workplace-injuries-and-illnesses-compensation-and-occupational-requirements.htm#work-stoppages](http://www.bls.gov/covid19/effects-of-covid-19-on-workplace-injuries-and-illnesses-compensation-and-occupational-requirements.htm#work-stoppages).

There were 27,000 workers involved in major work stoppages that began in 2020. The education and health services industry supersector accounted for over 75 percent of idled workers. Within these sectors, 21,700 workers were idled for 26 cumulative days. In 2017, 25,300 workers were idled and the information sector accounted for the majority of idled workers at 15,000 workers. In 2009, 12,500 workers were idled with almost half of the idled workers coming from one stoppage in the transportation and warehousing sector. (See chart 2.)

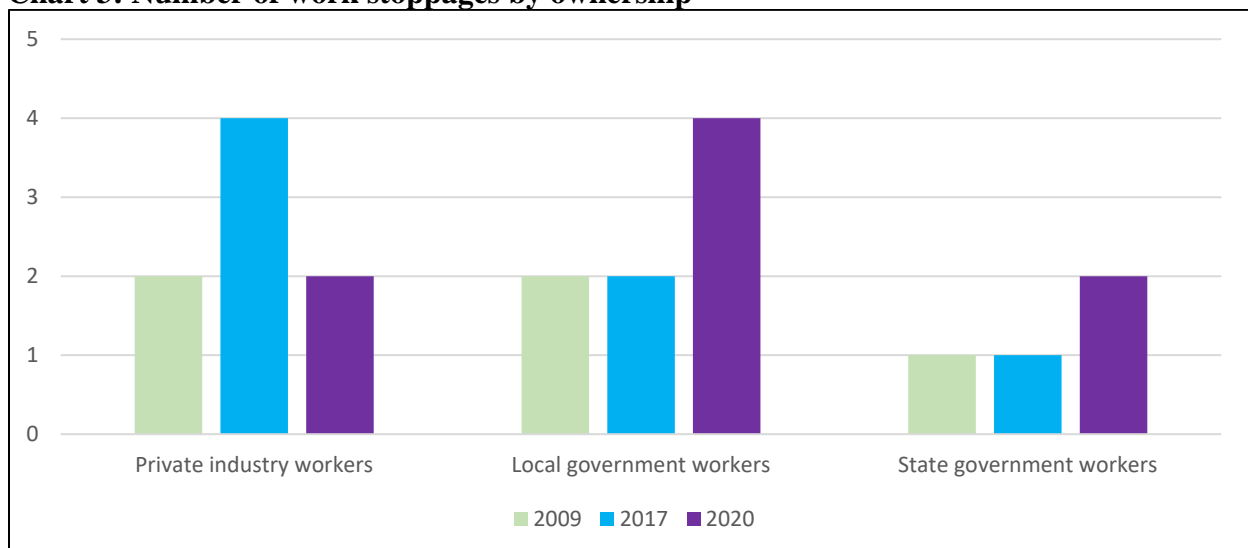
**Chart 2: Number of workers idled by industry**



State and local government accounted for 6 of the 8 work stoppages in 2020, compared to the 3 stoppages in both 2009 and 2017. (See chart 3.)

In 2020, 14,900 state and local government workers were idled for 25 workdays resulting in a total of 69,100 days of idleness.

**Chart 3: Number of work stoppages by ownership**



## TECHNICAL NOTE

The Bureau of Labor Statistics provides information on major (1,000 workers or more) work stoppages in the United States. The number of workers includes those idled for one shift or longer in the establishment(s) directly involved in the dispute as well as those in the establishment idled for related reasons, such as their facility is closed down during the stoppage. An attempt is made to contact the parties involved in the work stoppage (employer, employer group, and union) to determine whether the duration and number of workers idled by the stoppage meet the thresholds for inclusion in this report. For additional information on the concepts, data sources, design, measures, and history of the work stoppages program, see [www.bls.gov/opub/hom/wsp/home.htm](http://www.bls.gov/opub/hom/wsp/home.htm).

Detailed monthly work stoppage data since 1993 are available at [www.bls.gov/web/wkstp/monthly-listing.htm](http://www.bls.gov/web/wkstp/monthly-listing.htm) and includes organizations involved, location, beginning and ending dates, industry, ownership, the number of workers, and total days of idleness.

Annual historical major work stoppages data from 1947 to present, including the number of work stoppages, workers idled, and total days of idleness, are available at [www.bls.gov/web/wkstp/annual-listing.htm](http://www.bls.gov/web/wkstp/annual-listing.htm).

Historical Bureau of Labor Statistics work stoppages publications are available from 1936 to 1979 at [www.bls.gov/wsp/questions-and-answers.htm#Question\\_10](http://www.bls.gov/wsp/questions-and-answers.htm#Question_10).

The latest Union Members report is available at [www.bls.gov/news.release/pdf/union2.pdf](http://www.bls.gov/news.release/pdf/union2.pdf).