

WANT AN EVEN CLEARER PICTURE?

The Carbon Calculator complements a number of DHL tools you can use to understand the environmental impact of your supply chain:



Track & Trace

Follow the progress of your shipment and receive transport-related GHG emissions data.



Carbon Report

Individualized data report on the amount of GHG emissions generated by the transport of your shipments with DHL. Reports can be generated for your company as a whole or itemized by trade lane, customer, period of time or product.



Quick Scan

Depicts your supply chain's performance against key efficiency KPIs in an easy-to-read format. Features also include a comparison of how your results stack up against other companies in your industry.



Carbon Dashboard

Combining the features of the Carbon Report and Quick Scan in one interface, this tool lets you run "what-if" scenario simulations using different transport modes, product types and shipment sizes and calculate the GHG emissions generated by each scenario. You can also integrate data from other logistics providers into the models to generate individual reports.

Ask your sales consultant for more information about the features and availability of each tool as well as advice on how to make your supply chain greener.

Publication details:
Deutsche Post AG
Headquarters
Corporate Communications
and Responsibility
53250 Bonn
Germany
dhl.com

June 2016



CARBON CALCULATOR KNOW YOUR FOOTPRINT

The simple, fast and reliable solution
for calculating emissions in logistics

CO₂

GOGREEN

Environmental protection
with DHL

BE IN THE KNOW

How green is your logistics? Just ask the DHL Carbon Calculator. This simple-to-operate tool quickly calculates the greenhouse gas (GHG) emissions generated by your shipments.

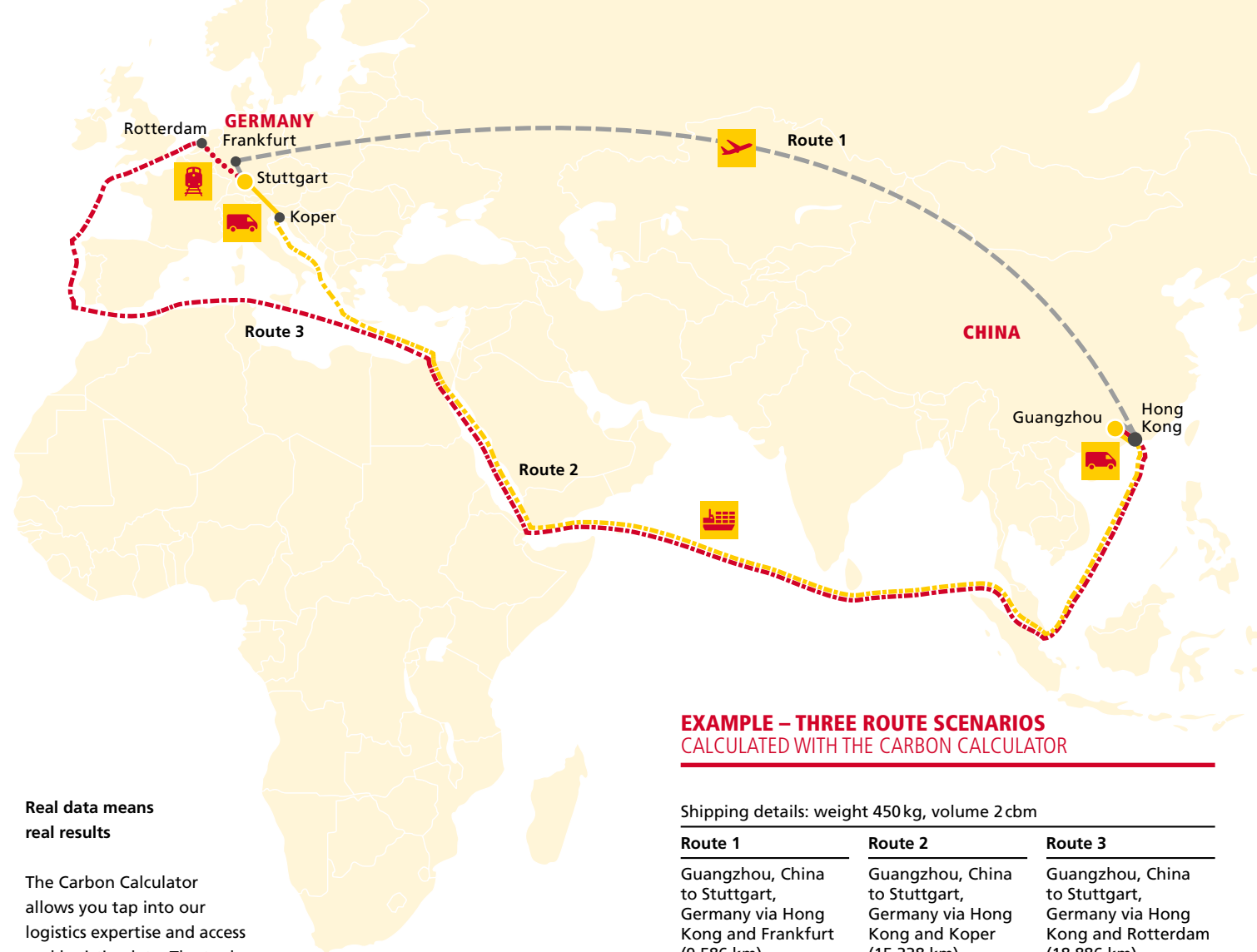
And tapping into this powerful tool is as easy as following this link: dhl.com/carboncalculator

Simply enter the sender's and receiver's locations along with the size and weight of the shipment. Then select the mode of transportation for each segment of the journey: ocean, air, road or rail. In seconds the calculator computes the amount of greenhouse gas that will be emitted during transport based on DHL internal transport and efficiency data.

And if you'd like to know what factors affect environmental performance, simply modify the settings, such as shipment size or mode of transport. The Carbon Calculator works for regional, national and international shipments of all sizes – everything from parcels to shipping containers.

DON'T ESTIMATE... CALCULATE!

The Carbon Calculator does not provide estimates. The tool utilizes data from the DHL carbon accounting and controlling system. Emission calculations are based on the widely accepted standards of the Greenhouse Gas Protocol and the European Standard EN16258. Beyond that the tool is designed according to the GHG Protocol-compliant guidelines published by the Global Logistics Emissions Council.












Real data means real results

The Carbon Calculator allows you to tap into our logistics expertise and access real logistics data. The tool automatically selects the best route, factoring in pre-runs and post-runs as well as hubs and gateways. You can also manually select the route based entirely on your specifications.

EXAMPLE – THREE ROUTE SCENARIOS CALCULATED WITH THE CARBON CALCULATOR

Shipping details: weight 450 kg, volume 2 cbm

Route 1	Route 2	Route 3
Guangzhou, China to Stuttgart, Germany via Hong Kong and Frankfurt (9,586 km)	Guangzhou, China to Stuttgart, Germany via Hong Kong and Koper (15,338 km)	Guangzhou, China to Stuttgart, Germany via Hong Kong and Rotterdam (18,886 km)
 >  > 	 >  > 	 >  > 
2,891 kg CO ₂	112 kg CO ₂	83 kg CO ₂

REGISTER AND GET MORE

The Carbon Calculator is free and available to anyone. Registration allows you to save your results, analyze various scenarios and access many other features.