



Connect to other devices.

With AirPods in case and lid open, press button until light blinks. Then go to Bluetooth settings and choose AirPods.

連接其他裝置。

將 AirPods 裝在盒內，打開盒蓋，按下按鈕直到指示燈開始閃爍。然後前往「藍牙」設定並選擇 AirPods。



Control AirPods.

Double-tap AirPods to play or skip forward. Say "Hey Siri" to do things like play a song, make a call, or get directions.

控制 AirPods。

點兩下 AirPods 來播放或快轉。說「嘿 Siri」來執行播放歌曲、撥打電話或是取得路線等操作。



Fully charged
已充滿電



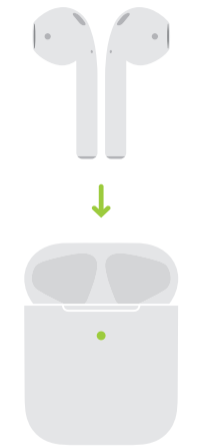
Not fully charged
尚未完全充滿電

Check charge status.

Light shows charge status of AirPods when they're in the case. Otherwise, light shows charge status of the case.

查看充電狀態。

當 AirPods 位於耳機盒內時，指示燈會顯示其充電狀態。若耳機不在盒內，指示燈會顯示耳機盒的充電狀態。



Charge wirelessly.

AirPods charge while in the case. Place case with status light facing up on a compatible wireless charger. Or charge using the Lightning connector.

無線充電。

AirPods 位於耳機盒內時會進行充電。將耳機盒的狀態指示燈朝上置放於相容的無線充電器上。或是使用 Lightning 接孔充電。

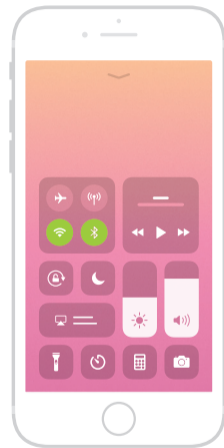
AirPods

TM and © 2019 Apple Inc. All rights reserved. The Bluetooth® word mark and logos are registered trademarks owned by Bluetooth SIG, Inc. and are used under license. IOS is a trademark of Cisco and is used under license. Designed by Apple in California. Printed in XXXX. TA034-03196-A



To connect to iPhone with the latest version of iOS, follow steps 1–3.
For all other devices, see the back of this guide.

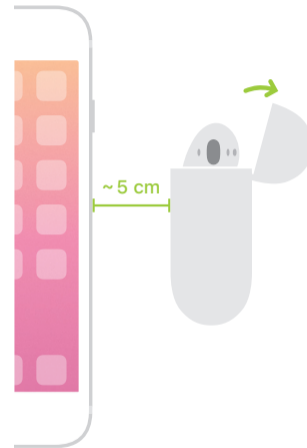
若要連接安裝最新版本 iOS 的 iPhone，請依照步驟 1 到 3 操作。
其他裝置的操作方式，請參閱本手冊背面。



1

Turn on Bluetooth®.
Connect to Wi-Fi and turn on Bluetooth.

開啟 Bluetooth®。
連接 Wi-Fi 並開啟「藍牙」。



2

Connect AirPods.
Open case, hold near unlocked iPhone, then follow onscreen instructions.

連接 AirPods。
打開耳機盒，拿近解鎖的 iPhone，然後依照螢幕指示操作。



3

Start listening.
Place in ears and adjust until you hear the tone. AirPods are ready to play.

開始聆聽。
放入耳內並加以調整，直到您聽見提示音。
AirPods 已準備好播放。



Use with your other Apple devices.
AirPods now work with your other devices signed in to iCloud. Select AirPods in Control Center (iOS) or menu bar (macOS).

搭配其他 Apple 裝置使用。
AirPods 現在可搭配您其他已登入 iCloud 的裝置使用。請在「控制中心」(iOS) 或選單列 (macOS) 中選擇 AirPods。



watchOS



iOS



macOS