

# 아마존 셀러 신원 확인 절차 상세 안내 (비디오 콜 절차 포함)

아마존 글로벌셀링



# 1) 셀러 신원 확인 절차 (Seller Identity Verification)

[Help](#)

I am the sole owner or point of contact for this account

**Upload Document** [Edit information](#)

Name	Gil Dong Hong <small>Point of contact</small>
Date of birth	19/03/1980
Identity data	Passport# : Expiration date : Country of issue : KR
Identity document	<input type="button" value="Upload Passport"/>
Business address	test, seoul, 08801 KR
Additional document	Choose a document type from the drop-down list <div style="border: 1px solid red; padding: 2px;"><span>Bank account statement</span> ▾</div> <div style="border: 1px solid blue; padding: 2px;"><span>Bank account statement</span></div> <div style="border: 1px solid blue; padding: 2px;"><span>Credit card statement</span></div>

- ‘여권’ 스캔본 제출 (사진도 가능)
- \* 주의 1) Name란의 성명과 일치
- \* 주의 2) 여권 서명란에 사인하여, 사인된 윗면 & 정보가 기재된 아랫면 양면을 모두 스캔
- \* 주의 3) 양면이 잘리지 않도록 컬러 스캔

- ‘Bank Statement’ 선택
- 가상 계좌 명세서 ‘Bank account Statement’ PDF 파일 업로드

## 2) 셀러 신원 확인 절차 (Seller Identity Verification)

Identity Verification

[Help](#)

I am the sole owner or point of contact for this account

Upload Document [Edit information](#)

Name	Gil Dong Hong Point of contact
Date of birth	19/03/1980
Identity data	Passport# : ██████████ Expiration date : ██████████ Country of issue : KR
Identity document	Passport Selected file : 5843453509_df438423f8_b.jpg <a href="#">Change</a>
Business address	test, seoul, 08801 KR
Additional document	Bank account statement Selected file : 5843453509_df438423f8_b.jpg <a href="#">Change</a>

[Submit](#)

잘못된 서류를 업로드했을 경우, 아래와 같은  
에러 메시지가 나타남  
이 경우 'Change' 버튼을 눌러 요구되는  
서류를 다시 업로드해야 함

Passport


Selected file : 다운로드.jpg [Change](#)

**!** The uploaded document is blurry and not easily readable.  
Please upload a new copy of your document. Ideal image  
size should be 500kb.

- 모든 정보가 정확히 입력되었는지 확인 후  
'Submit' 버튼 클릭

### 3) 셀러 신원 확인 절차 (Seller Identity Verification)

Identity Verification

 **Thank you for your request**  
We've received your documents. We'll review your request and may reach out to you for further clarification if needed within 2 business days.

[Help](#)

You have submitted the following information for verification.

Name	Gil Dong Hong <small>Point of contact</small>
Date of birth	19/03/1980
Identity data	Passport# : ██████████
	Expiration date : ██████████
	Country of issue : KR
Identity document	Uploaded file : 5843453509_df438423f8_b.jpg
Additional document	Bank account statement Uploaded file : 5843453509_df438423f8_b.jpg
Business address	test, seoul, 08801 KR

- 제출이 완료되면 'Thank you for your request' 라는 메시지가 뜨고, 2 영업일 뒤에 서류 통과 여부에 대해 이메일로 안내받게 됨

# 4) 셀러 신원 확인 절차 (Seller Identity Verification)

## Identity Verification



### Provided information needs correction

The information entered does not match the submitted document. Please update provided information and resubmit.

I am the sole owner or point of contact for this account

[Help](#)

First name <sup>?</sup>

Gil Dong

! First name does not match the submitted identity document

Last name <sup>?</sup>

Hong

! Last name does not match the submitted identity document

Date of birth <sup>?</sup>

19/03/1980

! Date of birth does not match the submitted identity document

Identity information <sup>?</sup>

Passport

Expiration date <sup>?</sup>

[Redacted]

Country of issue

Korea (South)

! Verify the document type, document number, expiration date and country of issue provided

Business address

test, seoul, , 08801, KR

123, seoul, , 08801, KR

Add a new address

! The address does not match the uploaded document

Submit

## Identity Verification



### Provided information needs correction

We are unable to verify your document. Please submit a new copy of your document and ensure that it meets our guidelines.

I am the sole owner or point of contact for this account

[Help](#)

Upload Document

Name

Gil Dong Hong point of contact

Date of birth

19/03/1980

Identity data

Identity document

! Unable to verify document.

Passport

Selected file: [Redacted] [Change](#)

Business address

Additional document

! Unable to verify document.

Choose a document type from the drop-down list

Bank account statement

Bank account statement

Selected file: [Redacted]

[Change](#)


Previous

Submit

- 기입한 정보가 업로드한 신원 확인 서류의 정보와 일치하지 않는 경우, 입력한 정보를 수정하라는 에러 메시지가 나타남

## 5) 셀러 신원 확인 절차 (Seller Identity Verification)

Identity Verification

 **Unable to verify account information**  
We are unable to verify the documents you provided. As a result, you may not sell on Amazon. We cannot give you more information about this matter, and we may not reply to further emails about this decision.

[Help](#)

You have submitted the following information for verification.


Name	Point of contact
Date of birth	
Identity data	Passport# : Expiration date : Country of issue : KR
Identity document	Uploaded file :
Additional document	Bank account statement Uploaded file :
Business address	

- **Unable to verify account information**

신원 확인 절차가 최종적으로 반려되었을 때 나타나는 메시지.  
이 경우, 더이상 서류를 제출할 수 없으며, 새로운 이메일 주소로 가입 절차를 다시 진행해야 함

# 6) 셀러 신원 확인 절차 (In Person Verification)

amazon seller central



## Identity Verification

Please choose one of the available options to connect with an Amazon associate to complete your verification (not all options might be available at your location).


- Over a live video call**  
You can join a video call from any location at a time and date you choose to complete your identity verification. We may also mail a postcard with a one-time passcode along with further instructions to your registered address for address verification.
- Verification at your location (currently not available at your location)**  
An Amazon associate will visit your business address at your desired date and time to help you complete verification.
- Meet at the local Amazon office (currently not available at your location)**  
You can visit an Amazon office in your city and meet with one of our associates to complete your verification.

Next

현재는 **Over a live video call** 옵션만 제공됩니다.  
**Next** 버튼을 클릭하세요.

## 6) 셀러 신원 확인 절차 (In Person Verification)

amazon seller central



### Identity Verification

#### Verification using video call

Please choose a date and time to schedule an appointment, and click Next to confirm your appointment. All appointment times shown in **JST timezone**. Please plan for a **30 minute appointment**.

The interface shows a calendar for the month of NOV. The date 18 (Wed) is selected. Below the calendar is a grid of time slots. The 11 AM slot is highlighted with an orange border.

14 Sat	15 Sun	16 Mon	17 Tue	18 Wed	19 Thu	20 Fri
8 AM	8:30 AM	9 AM				
9:30 AM	10 AM	10:30 AM				
11 AM	11:30 AM	12 PM				
12:30 PM	1 PM	1:30 PM				
2 PM	2:30 PM	3 PM				
3:30 PM	4 PM	4:30 PM				
5 PM	5:30 PM	6 PM				
6:30 PM	7 PM	7:30 PM				

Previous

Next

**Video Call**이 가능한 날짜 및 시간대를 선택하시고,  
**Next** 버튼을 클릭하세요.

- 이후 일정 변경 시, 가입 절차가 지연될 수 있으니 참고 부탁드립니다.



## 6) 셀러 신원 확인 절차 (In Person Verification)

### Guidelines



- Join the call on time from a quiet place
- You and the Amazon associate will both be visible to each other on video
- We will send an email with more details within 24 hours
- For questions or concerns, [contact us](#)

**Video Call**은 조용한 장소에서 진행해주세요.  
Call 완료 후, 아마존에서 **24시간** 이내 이메일을 송부드릴 예정입니다.

### Privacy policy



- We may record the video call for quality assurance and security
- We handle your data in accordance with our Privacy Notice
- We will verify your identity using the identity documents you uploaded

**Video Call**의 내용은 필요시 녹화될 수 있으며, 귀하의 정보는 아마존 내부 규정에 의해 보호 될 예정입니다.

## 6) 셀러 신원 확인 절차 (In Person Verification)

### Appointment time



- [Redacted]
- Along with identity verification using a video call, we may also mail a postcard with a one-time passcode to the address you've provided during registration for verifying your address. Once you confirm your appointment for the video call, it may take 5-8 business days for the postcard along with further instructions to arrive at your registered address.

**Video Call** 이후, 아마존은 더 정확한 신원 확인을 위해 일부 셀러에게 메일을 통해 가입 주소로 1회용 패스워드를 전달할 수 있습니다. 메일은 5-8일 이내 수령 가능합니다.

### Documents



- Have original documents with you at the appointment.*
- Valid government issued photo ID document
  - Bank/credit card statement issued in last 180 days.
  - Click [here](#) to view additional guidelines on documents.

- Video Call** 를 위해 아래 서류를 준비해 주세요.
- 1) 신원 확인을 위한 여권/신분증
  - 2) 180일 이내 발행된 계좌/신용카드 영수증

## 6) 셀러 신원 확인 절차 (In Person Verification)

### Device and software



- You can join the video call on personal computer, laptop with front-facing webcam, microphone, speakers and Safari browser on iOS devices, or Google Chrome/360 browser on other devices

**Video Call** 은 개인용 컴퓨터에서 마이크와 스피커가 부착된 웹캠으로 진행이 가능하며, **Safari (IOS 디바이스)** 및 구글 크롬에서 지원 가능합니다.

### Language



- We will support Korean
- If you have a different language of preference, please bring an interpreter with you to the appointment.

**Video Call** 은 **한국어 지원**이 가능하며, 다른 언어로 진행을 원할시 담당 직원에게 말씀해주시길 바랍니다.

# 6) 셀러 신원 확인 절차 (In Person Verification)

amazon seller central



## Identity Verification

### Appointment time



- 2020/Nov/13 10:00 AM JST
- Along with identity verification using a video call, we may also mail a postcard with a one-time passcode to the address you've provided during registration for verifying your address. Once you confirm your appointment for the video call, it may take 5-8 business days for the postcard along with further instructions to arrive at your registered address.

### Documents



- Have original documents with you at the appointment.*
- Valid government issued photo ID document
  - Bank/credit card statement issued in last 180 days.
  - Click [here](#) to view additional guidelines on documents.

### Guidelines



- Join the call on time from a quiet place
- You and the Amazon associate will both be visible to each other on video
- We will send an email with more details within 24 hours
- For questions or concerns, [contact us](#)

### Privacy policy



- We may record the video call for quality assurance and security
- We handle your data in accordance with our Privacy Notice
- We will verify your identity using the identity documents you uploaded

### Device and software



- You can join the video call on personal computer, laptop with front-facing webcam, microphone, speakers and Safari browser on iOS devices, or Google Chrome/360 browser on other devices

### Language



- We will support Japanese.
- If you have a different language of preference, please bring an interpreter with you to the appointment.

Previous   **Accept**

절차에 필요한 내용을 모두 확인하셨으면 **Accept** 버튼을 눌러주세요.

## 6) 셀러 신원 확인 절차 (In Person Verification)

The screenshot shows the Amazon Seller Central interface. At the top, the 'amazon seller central' logo is visible. Below it, a progress bar indicates the completion status of five steps: Business Information, Seller Information, Billing, Store, and Verification. The first four steps are marked with green checkmarks, while the fifth step, 'Verification', is marked with a circled '5'. The main content area is titled 'Identity Verification' and features a green-bordered box with a checkmark icon and the text: 'Thank you for sharing your information. Please wait while we process your information. This may take up to 60 seconds.' Below this, there is a 'Help' link and a message: 'You have submitted the following information for verification.' followed by a 'Show submitted information' link. The section is titled 'Video Call Verification' and contains a message: 'Your video call will start in 03 days, 19 hours, 43 minutes. Your call may be recorded for audit and quality purposes.' and a 'Join call' button.

원하는 일정에 IPV가 신청 완료 되었습니다. 지정된 날짜에 해당 화면으로 돌아오시면 Video Call을 진행하실 수 있습니다.