

GLOBAL 20 HUMANITARIAN OVERVIEW 19

UNITED NATIONS COORDINATED
SUPPORT TO PEOPLE AFFECTED
BY DISASTER AND CONFLICT



Acknowledgements

This publication was produced by the United Nations Office for the Coordination of Humanitarian Affairs (OCHA) in collaboration with humanitarian partners across the world. OCHA thanks all organizations, partners and donors who contributed to the Global Humanitarian Overview 2019 and who regularly report to the Financial Tracking Service (FTS).

The principal source of financial data for this publication is OCHA's Financial Tracking Service (FTS) fts.unocha.org. Figures for 2018 represent reported contributions as of 19 November 2018. Other sources include: UNHCR data.unhcr.org, the Central Emergency Response Fund (CERF) unocha.org/cerf and OCHA's Country-Based Pooled Funds (CBPFs) Grant Management System gms.unocha.org. All figures are in US Dollars.

The figures for people in need, people targeted and funding requirements are a snapshot as of 19 November 2018. In the case of some Humanitarian Response Plans (HRPs), these figures may evolve between this publication and each HRPs official publication.

The principal source of data for the section Recent Trends in Humanitarian Crises and Assistance is *World Humanitarian Data and Trends 2015–2018*. For the full report, data sets (including original sourcing) and detailed technical notes on methodology, see www.unocha.org/datatrends2018.

Unless otherwise stated, sources for global data are as follows: Figures for poverty, GDP, population growth, urbanization and demographics are from the World Bank, available at: <https://data.worldbank.org>. Figures for displacement are from UNHCR *Global Trends 2017*, also available at: <http://popstats.unhcr.org>. Figures on disaster occurrence come from the EM-DAT CRED database and on economic impact of disasters from UNISDR *Economic Losses, Poverty and Disasters 1998–2017*. Data on food security from the Food Security Information Network. Data on children from UNICEF.

For more information, please contact the Assessment, Planning and Monitoring Branch, OCHA, at gho@un.org.

Front Cover

South Kivu, Democratic Republic of the Congo (DRC). The Minova site was established spontaneously when hundreds of families fled the overtaking of the city of Goma by armed groups in 2007. It became an official site in 2012 and is now hosting 287 families. Most Internally Displaced People (IDPs) are forced into cyclical displacement, trying to go back to their areas of origin and having to flee again after some time. In addition, 625 families are living with host families in Minova. IDPs fled areas as far as Kitshanga in North Kivu, most due to armed conflict but many also due to land grabs or expulsions.

Credit: OCHA/Eve Sabbagh



Web platforms

hum-insight.info NEW
unocha.org
humanitarianresponse.info/appeals
fts.unocha.org

The designations employed and the presentation of material in this report do not imply the expression of any opinion whatsoever on the part of the Secretariat of the United Nations concerning the legal status of any country, territory, city or area, or of its authorities, or concerning the delimitation of its frontiers or boundaries.

Table of contents

At a glance	04
Foreword	06
Humanitarian needs and funding results in 2018	08

Section 01

RECENT TRENDS IN HUMANITARIAN CRISES AND ASSISTANCE

Global trends and challenges	12
Recent trends in humanitarian assistance	18

Section 02

HUMANITARIAN OUTLOOK AND REQUIREMENTS IN 2019

Main drivers of humanitarian needs	23
Humanitarian needs and funding requirements	25
Outlook on high-level events	27
Regional and country humanitarian assistance requirements	28
Asia and the Pacific	30
Afghanistan	31
Myanmar	32
Eastern Europe	33
Ukraine	33
East and Southern Africa	34
Burundi	35
Ethiopia	36
Somalia	37
South Sudan	38
Sudan	39
Latin America and the Caribbean	40
Haiti	41
Middle East and North Africa	42
Iraq	43
Libya	44
oPt	45
Syria	46
Yemen	47
West and Central Africa	48
Cameroon	49
Central African Republic	50
Chad	51
Democratic Republic of the Congo	52
Mali	53
Niger	54
Nigeria	55
Regional Refugee Response Plans	56
Burundi Regional RRP	56
DRC Regional RRP	57
Nigeria Regional RRP	57
South Sudan Regional RRP	58
Syria 3RP	58
Other Response Plans	59
Bangladesh	59
DPR Korea	59
Pakistan	60
Philippines	61
Venezuela Outflow	62

Section 03

IMPROVING HUMANITARIAN NEEDS ANALYSIS AND RESPONSE PLANNING

Improving humanitarian needs analysis	64
Strengthening humanitarian response planning	67
Financing of humanitarian assistance	70
Early action and anticipatory financing	74
Protection from sexual exploitation and abuse	76

At a glance

PEOPLE IN NEED

131.7M

PEOPLE TO RECEIVE AID

93.6M

FUNDING REQUIRED*

\$21.9B

Global trends and challenges

- Despite global development gains, one in every 70 people around the world is caught up in crisis and urgently needs humanitarian assistance and protection.
- More people are being displaced by conflict. The number of forcibly displaced people rose from 59.5 million in 2014 to 68.5 million in 2017.
- Natural disasters and climate change have a high human cost. Disasters affect 350 million people on average each year and cause billions of dollars of damage.
- Food insecurity is rising. In just two years between 2015 and 2017, the number of people experiencing crisis-level food insecurity or worse increased from 80 million to 124 million people.
- Crises exacerbate gender inequalities. Girls in conflict settings are 2.5 times more likely to be out of school than boys.
- Humanitarian crises affect more people, for longer. The number of people targeted to receive assistance through UN-led humanitarian response plans (HRPs) increased from 77 million in 2014 to 101 million in 2018.
- The average humanitarian crisis now lasts more than nine years. Nearly three quarters of people targeted to receive assistance in 2018 are in countries affected by humanitarian crisis for seven years or more.
- Humanitarian organizations are increasingly successful in saving lives and reducing suffering, but many needs still remain unmet.
- Despite a significant increase in funding, from \$10.6 billion in 2014 to \$13.9 billion in 2017, the gap in coverage for UN-led humanitarian response plans hovers at about 40 per cent.
- 2018 is on track to be another record year for humanitarian funding. As of 19 November, donors and partners have reported contributions of \$13.9 billion to HRPs, compared with \$12.6 billion at the same time last year.
- Coverage rates have also increased. As of 19 November, coverage for HRPs was at 56 per cent, compared with 52 per cent at the same time in 2018.
- Global humanitarian funding has reached a new high of \$22 billion, surpassing the \$21.5 billion raised in 2017.
- Large protracted crises command the majority of resources. Between 2014 and 2018, just four crises – Somalia, South Sudan, Sudan and Syria – accounted for 55 per cent of all funding requested and received.

* This figure does not include the financial requirements for Syria, which will be confirmed upon finalization of the 2019 HRP. If they remain at 2018 levels, the total funding required for 2019 will be \$25.3 billion. That is \$400 million more than in 2018, which was the highest on record to date.

Outlook and requirements in 2019

- Humanitarian needs will remain extremely high. In 2019, nearly 132 million people in 42 countries around the world will need humanitarian assistance, including protection.
- The majority of humanitarian needs occur in long-lasting crises in which there has been limited progress in addressing root causes. It is paramount that political solutions top the agenda for 2019.
- Conflict will remain the main driver of humanitarian needs in 2019.
- Food insecurity will remain a major concern, particularly in areas affected by conflict and climate-related hazards.
- There is an 80 per cent chance of an El Niño event developing at the end of 2018. Twenty-five countries are considered at high risk from related droughts, tropical cyclones and floods.
- The situation in Yemen has significantly worsened and is deteriorating rapidly. In 2019, some 24 million people will need humanitarian assistance and protection, making Yemen once again the worst humanitarian crisis in the world.
- Humanitarian needs will remain at exceptionally high levels in Syria, the Democratic Republic of the Congo, Ethiopia, Nigeria and South Sudan.
- In a number of countries, including Burundi, Haiti and Iraq, the situation has stabilized and estimated humanitarian needs have fallen. In others, such as Libya, the number of people humanitarian organizations will assist has dropped based on refined needs analysis and tighter targeting.
- Humanitarian needs have worsened significantly in Afghanistan because of drought, political instability and an influx of returning refugees, and in Cameroon and the Central African Republic due to an upsurge of conflict and violence.
- In 2019 a new Regional Refugee and Migrant Response Plan will be launched for refugees and migrants from Venezuela.
- The situation has improved in Mauritania and Senegal. These countries no longer require response plans coordinated by the United Nations.

Improving humanitarian response in 2019

- In 2019, the United Nations and other humanitarian organizations will aim to assist close to 94 million people and will require more than \$21.9 billion to do so.
- In 2019, the humanitarian community will focus on delivering more efficient and effective assistance and protection. Robust analysis of the urgency and severity of needs will allow this year's humanitarian response plans to focus more on the extremely vulnerable.
- Where possible, cash-based assistance will be used to meet needs, alongside other forms of assistance. This will ensure that those in need are supported in the manner most appropriate to them.
- Increasingly, predictive data will be used to trigger funding for early action to mitigate food insecurity and rapidly respond to emergencies caused by extreme weather conditions.
- Increased attention will be paid to practical measures that can enhance respect for international humanitarian law in conflicts, such as civil-military coordination.
- In conflict settings, aid providers will continue to build on lessons learned to deliver principled humanitarian assistance and protection, while strengthening systems and processes that keep aid workers safe.
- The implementation of measures to protect people from sexual exploitation and abuse will be accelerated at field level.
- Coordination with development partners will be improved to ensure joined-up, complementary responses that meet urgent needs and address root causes of vulnerability so as to support progress towards the Sustainable Development Goals.
- Improved monitoring and analysis of the effectiveness of collective response will inform better decision-making in 2019.
- High-level events will be arranged to mobilize resources and focus attention on a number of critical issues, including addressing sexual and gender-based violence, and on key crises including those in Syria and Yemen.

Foreword

Mark Lowcock

*United Nations Under-Secretary-General for Humanitarian
Affairs and Emergency Relief Coordinator*

“The humanitarian system is the most effective and impactful it has ever been. We are better at identifying different groups’ specific needs in crises and quicker to respond when disasters strike.”

Over the past year, I have been to 18 countries where people are caught up in major conflicts and disasters. I met desperate parents who did not know where their children’s next meal would come from. I saw families forced to flee their homes and walk for weeks to find safety from armed conflict or persecution based on their ethnicity and religious beliefs. I met survivors of natural disasters whose homes and livelihoods have been destroyed. And I heard from people who have somehow managed to survive the most brutal horrors of war and who continue to hold out hope for peace and a better future.

We are witnessing extremely high levels of humanitarian need even as global wealth is higher than ever before. This year’s Global Humanitarian Overview (GHO) therefore provides, for the first time, an analysis not just of how many people need humanitarian assistance, but a clearer understanding of why.

Despite global economic gains, 10 per cent of the world’s people are still living in extreme poverty. At least 2 billion people worldwide live in areas affected by fragility, conflict and violence, where the intersection of poverty, high population growth, environmental degradation, natural hazards and protracted conflict leave them especially vulnerable.

In 2019, nearly 132 million people will need humanitarian assistance and protection, the majority because of the impact of conflict. The United Nations and partner organizations aim to assist nearly 94 million of them.

The humanitarian response plans outlined in this year’s GHO are the result of in-depth, country-by-country analysis of the most comprehensive data available. Funding requirements are projected to be comparable to last year. While some crises have escalated, this year we also have better prioritization of the most vulnerable and severely affected people, and a stronger coordination with development partners to ensure a focused humanitarian response.

Despite the challenges, the humanitarian system is more effective and impactful than it has ever been. We are better at identifying different groups’ specific needs in crises and quicker to respond when disasters strike. Response plans are more inclusive, comprehensive, innovative and prioritized. We have a better picture of needs and vulnerabilities. And we have dedicated networks in more than 20 countries to protect people from sexual exploitation and abuse. All of these factors allow us to design effective responses that save lives and protect livelihoods.





JUBA, SOUTH SUDAN

Under-Secretary-General for Humanitarian Affairs and Emergency Relief Coordinator, Mark Lowcock, is taken on a tour of Maal Primary School by the Senior Female Teacher, Ms. Nyaliah Wiepan, in Juba, South Sudan. Credit: UNMISS/Kanalstein

But humanitarian aid cannot replace long-term political and development solutions that people in crises so desperately hope for. That is why we are working to mobilize the will, skills and creativity of the global community to end crises and promote development to help people become more resilient to those that can't be avoided.

We have already taken important steps on this. In 2019, multi-year humanitarian plans and strategies are in place in 12 countries, which allow for greater alignment of humanitarian and development interventions, a focus on building resilience while meeting essential needs, and working together towards common medium- and longer-term objectives.

Improved coordination between humanitarian and development partners is delivering results. In September 2018, the World Bank, the United Nations and cutting-edge technology partners launched the Famine Action Mechanism. The aim is to predict crises before they happen, and to trigger earlier funding for actions that may prevent them altogether.

None of this would be possible without the thousands of aid workers and volunteers around the world, and the humanitarian organizations, governments and donors who make this life-saving work possible. I am humbled by the expertise, dedication and human spirit I see among people doing this work around the world, and I am grateful for their service.

Mark Lowcock

HUMANITARIAN NEEDS AND

FUNDING REQUIRED

\$24.88 B

FUNDING RECEIVED

\$13.87 B

UNMET REQUIREMENTS

\$11.01 B

COVERAGE

56%

RESPONSE PLANS	FUNDING REQUIRED	FUNDED AMOUNT	POOLED FUND SUPPORT	FUNDED	NOT FUNDED	%	PEOPLE IN NEED	PEOPLE TO RECEIVE AID
----------------	------------------	---------------	---------------------	--------	------------	---	----------------	-----------------------

Humanitarian Response Plans

Afghanistan	\$546.6 M	\$444.6 M	CBPFB CERF		81.3%	6.5 M	4.2 M
Burundi	\$141.8 M	\$76.0 M	CERF		53.6%	3.6 M	2.4 M
Cameroon	\$319.7 M	\$117.3 M	CERF		36.7%	3.4 M	1.4 M
CAR	\$515.6 M	\$240.6 M	CBPFB CERF		46.7%	2.9 M	1.9 M
Chad	\$543.8 M	\$255.1 M	CERF		46.9%	4.9 M	2.1 M
DRC	\$1.68 B	\$733.3 M	CBPFB CERF		43.8%	13.1 M	10.5 M
Ethiopia	\$1.18 B	\$635.7 M	CBPFB CERF		54.0%	7.0 M	7.0 M
Haiti	\$252.2 M	\$28.2 M	CERF		11.2%	2.8 M	2.2 M
Iraq	\$568.7 M	\$455.3 M	CBPFB		80.1%	8.7 M	3.4 M
Libya	\$312.7 M	\$77.6 M	CERF		24.8%	1.1 M	940 k
Mali	\$329.6 M	\$172.5 M	CERF		52.3%	5.2 M	2.9 M
Myanmar	\$183.4 M	\$124.9 M	CBPFB CERF		68.1%	863 k	832 k
Niger	\$338.3 M	\$159.4 M	CERF		47.1%	2.3 M	1.8 M
Nigeria	\$1.05 B	\$677.9 M	CBPFB CERF		64.7%	7.7 M	6.1 M
oPt	\$539.7 M	\$223.8 M	CBPFB CERF		41.5%	2.5 M	1.9 M
Somalia	\$1.54 B	\$796.8 M	CBPFB CERF		51.7%	5.4 M	5.2 M
South Sudan	\$1.72 B	\$1.03 B	CBPFB		59.8%	7.0 M	6.0 M
Sudan	\$1.01 B	\$603.6 M	CBPFB CERF		59.9%	5.5 M	4.3 M
Syria	\$3.36 B	\$2.00 B	CBPFB		59.5%	13.0 M	11.2 M
Ukraine	\$186.9 M	\$66.6 M	CERF		35.6%	3.4 M	2.3 M
Yemen	\$2.96 B	\$2.29 B	CBPFB CERF		77.3%	22.2 M	13.1 M

Regional Refugee Response Plans

Burundi Regional RRP	\$391.2 M	\$110.6 M	CERF		28.0%	484 k	484 k
DRC Regional RRP	\$547.0 M	\$164.1 M	CBPFB CERF		30.0%	941 k	941 k
Nigeria Regional RRP	\$156.6 M	\$65.2 M	CBPFB CERF		42.0%	443 k	443 k
South Sudan Regional RRP	\$1.38 B	\$517.4 M	CBPFB		38.0%	1.4 M	1.4 M
Syria 3RP	\$5.61 B	\$2.66 B	CBPFB		47.5%	5.3 M	5.3 M

Other Appeals

Bangladesh	\$950.8 M	\$682.1 M	CERF		71.7%	1.3 M	1.3 M
Burkina Faso	\$90.3 M	\$51.8 M	CERF		57.4%	954 k	702 k
DPR Korea	\$111.2 M	\$26.2 M	CERF		23.5%	10.3 M	6.0 M
Indonesia	\$50.5 M	\$16.7 M	CERF		33.1%	1.5 M	191 k
Mauritania	\$116.0 M	\$70.6 M	CERF		59.2%	830 k	618 k
Pakistan	\$123.0 M	\$76.5 M	CBPFB CERF		62.2%	2.9 M	1.3 M
Philippines	\$61.0 M	\$14.0 M	CERF		22.9%	199 k	199 k
Senegal	\$16.3 M	\$6.8 M			40.2%	814 k	340 k

The UN acknowledges the generous contributions of donors who provide unearmarked or core funding to humanitarian organizations, CERF and CBPFs

D FUNDING RESULTS IN 2018

PLEDGING CONFERENCES

PLEDGING CONFERENCE	PLEDGES FOR 2018	COMMITMENT / DISBURSEMENT	COMMITTED / DISBURSED	PLEDGED	% COMMITMENT / DISBURSEMENT
DRC	\$528.1 M	\$493.1 M			93%
Lake Chad Region ¹	\$980.7 M	\$914.3 M			93%
Somalia	\$353.9 M	\$337.2 M			95%
Syria and the Region ²	\$4.35 B	N/A			N/A
Yemen	\$2.01 B	\$1.93 B			97%

CERF ALLOCATIONS (TOP 10)

CERF

COUNTRY	FUNDS ALLOCATED
DRC	\$52.6 M
Yemen	\$49.9 M
Ethiopia	\$30.3 M
Uganda	\$23.1 M
Sudan	\$20.0 M
Bangladesh	\$18.0 M
Somalia	\$17.3 M
Chad	\$17.0 M
oPt	\$16.3 M
Mali	\$15.0 M

CERF DONORS (TOP 10)

CERF

COUNTRY	CONTRIBUTION
Germany	\$103.9 M
Sweden	\$85.1 M
United Kingdom	\$71.3 M
Netherlands	\$65.5 M
Norway	\$51.2 M
Canada	\$22.8 M
Denmark	\$16.4 M
Belgium	\$14.7 M
Ireland	\$9.6 M
Australia	\$8.6 M

CBPF COUNTRIES (TOP 10)

CBPF

COUNTRY	FUNDS ALLOCATED
Yemen	\$168.1 M
Turkey	\$94.5 M
South Sudan	\$68.0 M
Ethiopia	\$63.1 M
Somalia	\$49.9 M
Iraq	\$48.7 M
Sudan	\$43.8 M
Afghanistan	\$40.5 M
DRC	\$40.0 M
Syria	\$35.8 M

CBPF DONORS (TOP 10)

CBPF

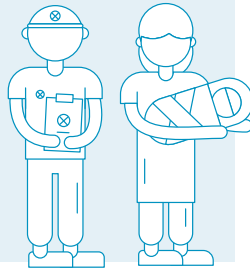
COUNTRY	CONTRIBUTION
United Kingdom	\$197.4 M
Germany	\$90.8 M
Sweden	\$90.3 M
Netherlands	\$77.8 M
Belgium	\$47.9 M
Ireland	\$41.5 M
Norway	\$34.7 M
United States	\$34.0 M
Denmark	\$25.3 M
Saudi Arabia	\$25.0 M

¹ These figures are for 2018 humanitarian pledges only. Announcements for 2018 and beyond totalled \$2.17 billion and included humanitarian assistance, crisis prevention and stabilization, and development cooperation for Cameroon, Chad, Niger and Nigeria.

² The humanitarian and development pledges made at the Brussels II Conference for Syria and the Region are tracked in a separate exercise. The report can be found here: www.consilium.europa.eu/media/36437/syria-report-six.pdf

Key achievements in

2018



41

countries where international **humanitarian assistance** was delivered



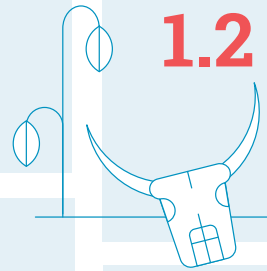
47%

of the **Somalia Humanitarian Fund** has been channelled through **local NGOs**, far exceeding the target of 25 per cent that was part of the Grand Bargain commitment agreed to at the World Humanitarian Summit in 2016

In **Afghanistan**

1.2 million

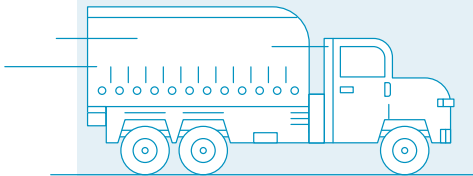
people were reached in just three months when a **devastating drought** occurred in 2018



In **Ukraine**, humanitarian organizations rapidly scaled up to reach

135,000


people in Non-Government Controlled Areas following the opening up of **humanitarian access**



Globally, more than

7 million

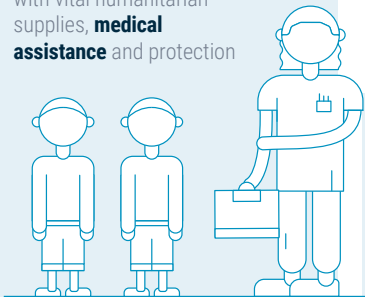
children were provided with **emergency education** in more than 20 countries around the world



In **Syria**

5.4 million

people inside the country are reached each month with vital humanitarian supplies, **medical assistance** and protection



In **Somalia**

2 million

people per month receive food or cash-based assistance, helping to stave off food insecurity



2.5 million

South Sudanese refugees were granted effective **territorial asylum** across six countries



More than

8 million

Yemenis are receiving **emergency food assistance** each month



In **Bangladesh**

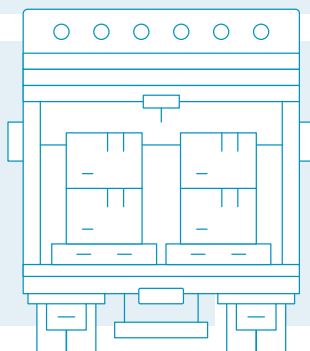
899,000

Rohingya refugees started to receive basic and regular food assistance

In the **occupied Palestinian territory**

1.9 million

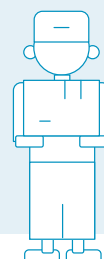
people benefited indirectly from emergency fuel supply to operate 250 health, water and wastewater facilities



In **Niger**, more than

3.1 million

people have been provided with some form of humanitarian assistance in 2018, a sixfold increase from 2016



RECENT TRENDS **IN HUMANITARIAN** **CRISES AND** **ASSISTANCE**

Global trends and challenges	12
Recent trends in humanitarian assistance	18

Global trends and challenges

More than 1 per cent of people across the planet right now are caught up in major humanitarian crises. The international humanitarian system is more effective than ever at meeting their needs – but global trends including poverty, population growth and climate change are leaving more people than ever vulnerable to the devastating impacts of conflicts and disasters.

The world is richer, but people in crises are being left behind

Humanitarian needs are increasing despite global economic and development gains. In the past decade, the world has made profound development progress. Between 2008 and 2015, the number of people living in extreme poverty fell from 1.2 billion to 736 million. The world is also richer than ever before: global GDP rose from \$63.4 trillion in 2008 to \$80.7 trillion in 2017.

But in recent years, more than 120 million people each year have needed urgent humanitarian assistance and protection. There are more crises, affecting more people, and lasting longer today than a decade ago. Most humanitarian crises are not the product of any single factor or event, but of the interaction between natural hazards, armed conflict and human vulnerability.

People's vulnerability to crises is not just about where they live, but also about how they live. Poverty, inequality, population growth, urbanization and climate change can erode people's resilience and make them more susceptible to shocks. Although development gains are being made, progress has been uneven. The rate of extreme poverty remains high in low-income

COX'S BAZAAR, BANGLADESH

A boy climbs on the roof of a temporary shelter. By the end of October 2018, 899,000 Rohingya refugees had arrived in Bangladesh. Photo: OCHA/Vincent Tremeau




countries and in countries affected by conflict. Crises have disproportionate consequences for the poor: people exposed to natural hazards in the poorest nations are at least seven times more likely to die from them than those in the richest nations.

Fragile and conflict-affected areas are growing faster and urbanizing more rapidly than the rest of the world

In the past five years, the world's population has grown by 400 million people, from 7.2 billion in 2014 to 7.6 billion in 2017. Although global population growth has slowed compared with previous decades, the rate has been uneven. Today, an estimated 2 billion people live in fragile and conflict-affected areas of the world,³ where they are extremely vulnerable to the impact of conflicts and disasters. This number is projected to increase, as the population in these areas is growing twice as fast as the rest of the world, with an annual growth rate of 2.4 per cent, compared with 1.2 per cent globally. And the urban population in fragile areas grows by 3.4 per cent each year, compared with the world average of 2 per cent. These trends can compound resource scarcity and increase vulnerability to disasters. Urban population density can also amplify the impact of disasters and conflicts. In 2017, when explosive weapons were used in populated areas, 92 per cent of casualties were civilians, compared with 20 per cent in other areas.⁴

The populations of countries affected by fragility, conflict and violence are also younger than the global average. Whereas the proportion of the world's population under 14 years of age has been steadily declining to about 25 per cent today, the average for countries in fragile situations is 40 per cent. As a result, one in every four children in the world is living in a country affected by conflict or disaster, facing threats of violence, hunger and disease. In 2017, more than 75 million children experienced disruptions to their education because of humanitarian crises, threatening not only their present well-being, but their future prospects as well.

IN FOCUS



DAR-ES-SALAM, CHAD

Khadija Kaku lives in the Dar-es-Salam refugee camp in Chad's Lac Region. "My father is a farmer, he left us to go to work a plot of land leased near the shores of the Lake. He doesn't want us to live on humanitarian aid alone," she says, proudly. Photo: OCHA/Vincent Tremeau

LAKE CHAD: WORKING TO FIND LONG-TERM SOLUTIONS

With some of the highest population growth rates and lowest human development indicators in the world, countries in the Lake Chad region are at the intersection of growing environmental and human pressures. Lake Chad, which borders Cameroon, Chad, Niger, and Nigeria, has lost 90 per cent of its original surface over the past 60 years, because of shifting climate patterns and growing human water use. A decade of conflict has destroyed livelihoods and compounded vulnerability. By the end of 2018, 10.7 million people in the region needed humanitarian assistance to survive. In addition to providing life-saving aid, humanitarian organizations are working closely with governments and development actors to devise long-term solutions to reduce vulnerability and boost resilience in the years to come.

³ For definitions and the 2019 World Bank list of fragile situations, please see: <http://pubdocs.worldbank.org/en/892921532529834051/FCSList-FY19-Final.pdf>.

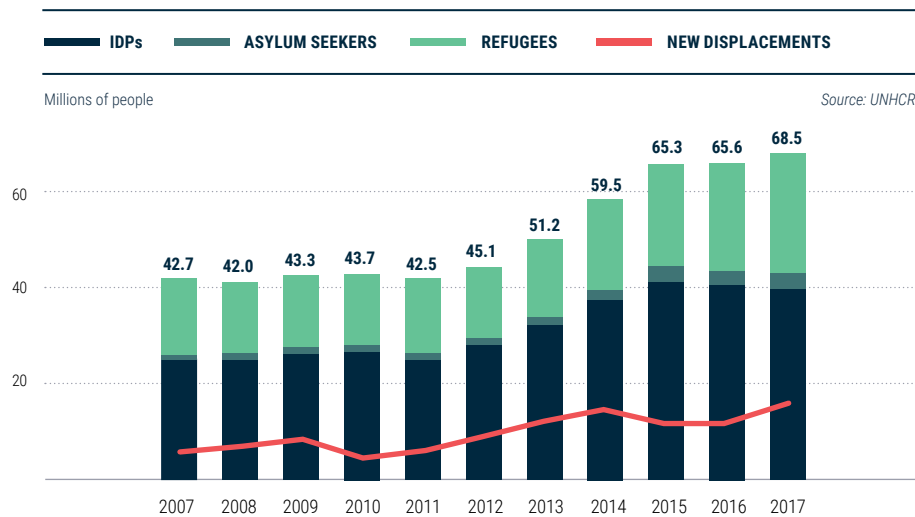
⁴ Action on Armed Violence, *The Burden of Harm, Monitoring Explosive Violence in 2017*.

More people are being displaced by conflicts

By the end of 2017, war, violence and persecution had uprooted 68.5 million men, women and children around the world – the highest number on record, and nearly 10 million more people than in 2014. Just over 40 million people were internally displaced by violence within their own countries, and 25.4 million refugees and 3.1 million asylum seekers were forced to flee their countries to escape conflict and persecution. The levels of new displacements far outstrip returns or other solutions. In 2017, 5 million people returned to their areas or countries of origin, but 16.2 million people were newly displaced – an average of one person displaced every two seconds, and the highest level of new displacement on record.

The rise in forced displacement is not the result of an increase in conflicts. In fact, after peaking in 2014, the number of political conflicts worldwide decreased by about 10 per cent, from 424 in 2014 to 385 in 2017, although there are still more conflicts compared with a decade ago (328 in 2007). However, during the same period, the proportion of violent and highly violent conflicts, which are more likely to cause human suffering, destruction and displacement, increased from 53 per cent to 58 per cent of all conflicts worldwide.⁵ The total economic impact of conflict and violence has also increased, from \$14.3 trillion in 2014 to \$14.8 trillion in 2017.⁶ The major share of both the human and economic cost of conflicts is borne by developing countries, which host 85 per cent of refugees.

TRENDS IN FORCED DISPLACEMENT (2007–2017)



KAGA BANDORO, CAR
Gertrude, a former member of an anti-Balaka group, stands against a wall in Ndenga village, Kaga Bandoro, Central African Republic. Photo: UNICEF/Vlad Sokhin

CENTRAL AFRICAN REPUBLIC: DISPLACEMENT IS ONCE AGAIN ON THE RISE

After a brief respite between 2014 and 2016, internal displacement in the Central African Republic (CAR) rose sharply in late 2017, reaching a peak of nearly 694,000 internally displaced people (IDPs) in January 2018. Despite positive indications in the first half of 2018, when numbers fell to 608,000, the number of IDPs has again begun to increase, reaching 643,000 by September 2018. Similarly, between 2013 and 2016, the number of Central African refugees increased by more than fivefold – up to 674,000. Despite falling during the first part of 2017, the number of refugees has increased by close to 14 per cent since September 2017, reaching 573,000 in late September 2018.

⁵ Heidelberg Institute for International Conflict Research, Conflict Barometer 2017, available at: <https://hiik.de/conflict-barometer/current-version/?lang=en>. For notes on definitions and methodology, see pp. 7–11.

⁶ Institute for Economics and Peace, Global Peace Index 2018. Figures are adjusted for purchasing power parity. For full details of the methodology, see: <http://visionofhumanity.org/app/uploads/2018/06/Global-Peace-Index-2018-2.pdf>

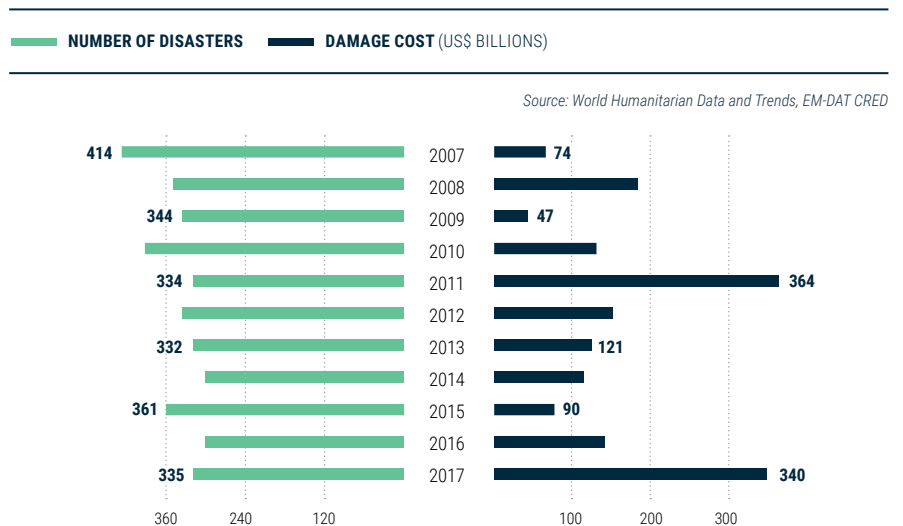
Disasters are impacting millions of people each year

Between 2014 and 2017, disasters caused by natural hazards affected more than 870 million people per year in more than 160 countries and territories around the world, causing loss of life, devastating livelihoods, and forcing about 20 million people from their homes each year.⁷ The greatest number of natural disasters in that period occurred in 2015, when the worst El Niño phenomenon in five decades sparked extreme weather events across the globe, affecting some 60 million people.


The World Bank has calculated that the cost of disasters caused by natural hazards to the global economy is \$520 billion annually, with disasters pushing 26 million people into poverty every year. The majority of disaster reports do not contain accurate economic data, but damage estimates from the period 2014–2017 ranged from a low of \$90 billion in 2015 to a high of \$340 billion in 2017.

Climate-related disasters including floods, storms and droughts account for more than 90 per cent of the world’s disasters and affect the greatest number of people. Between 2014 and 2017, floods were the most prevalent type of natural disaster, in line with long-term global trends, except for 2017, which saw a jump in the number of storms, partly driven by an extremely active Atlantic hurricane season.

NUMBER AND COST OF DISASTERS (2007–2017)



IN FOCUS



CENTRAL SULAWESI, INDONESIA

Government of Indonesia-led coordination in the Central Sulawesi Earthquake Response included early establishment of a humanitarian supply hub and dispatch centre in Balikpapan to facilitate incoming international relief supplies. Photo: OCHA-UNDAC/Yosuke Takada

ASIA AND THE PACIFIC: STRENGTHENED DISASTER MANAGEMENT CAPACITIES

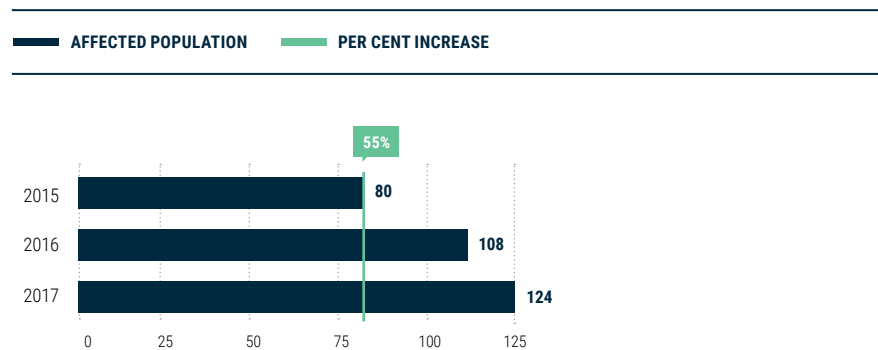
Asia and the Pacific remains the world’s most disaster-prone region, vulnerable to both sudden and slow-onset disasters. From 2014 to 2017, the region experienced 55 earthquakes, 217 storms and cyclones, and 236 cases of severe flooding. These disasters affected 650 million people and resulted in a death toll of nearly 33,000. With the threat of the next major disaster constantly looming, governments and regional bodies have achieved important progress in recent years in increasing their capacity for disaster response. As a result, countries in the Asia and the Pacific region are now less likely to appeal for international assistance but more likely to request support in specific areas that complement their national and regional capacities.

⁷ Internal Displacement Monitoring Centre, Global Internal Displacement Database. NB that these figures do not consider cross-border displacement induced by disasters or the impacts of climate change.

Food insecurity is rising

Since 2014, food assistance needs have comprised the largest portion of humanitarian funding requirements. Between 2015 and 2017, the number of people experiencing crisis-level food insecurity and above⁸ increased from 80 million to 124 million people. This corresponds to other global trends. After years of decline, the number of undernourished people around the world is once again rising, from 795 million people in 2014 to 821 million people in 2017,⁹ driven by climate variability, conflict and economic downturns. Countries with the highest levels of undernourishment tend to be those recently or currently experiencing violent conflict, which disrupts food production and undermines agricultural development. In 2017–2018, the combination of conflict, drought and acute food insecurity left more than 20 million people facing or on the brink of famine in four countries: Nigeria, Somalia, South Sudan and Yemen.

CRISIS-LEVEL FOOD INSECURITY (2015–2017)



ADEN, YEMEN
 A child in the Al-Sadaqah Hospital who suffered from measles and diphtheria, and is now dealing with malnutrition. The Al-Sadaqah Hospital, supported by the World Health Organization (WHO), is offering free treatment as well as food supplies to the people in need.
 Photo: OCHA/Matteo Minasi

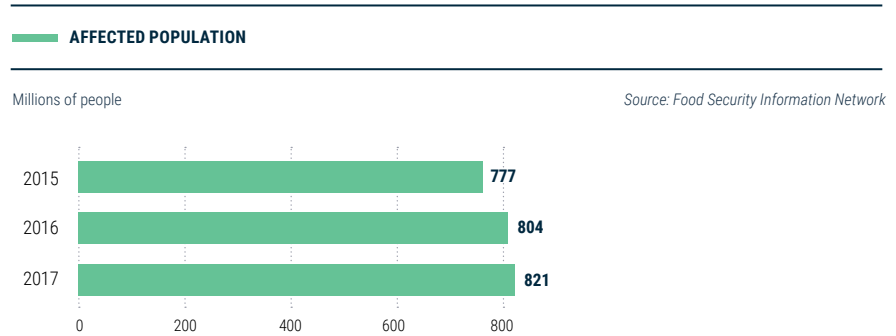
YEMEN: FIGHTING AGAINST FAMINE

Almost four years of conflict, economic collapse and escalating conflict have brought Yemen closer to famine than ever before. During 2018, the situation has worsened. Nearly 80 per cent of the entire population – 24 million people – now require some form of humanitarian assistance and protection. Across the country, 18 million people are food insecure, including 8.4 million who are suffering from extreme hunger. Seven million Yemenis are malnourished, including close to two million children and more than one million lactating and pregnant women.

In the face of one of the largest food crises in recent memory, humanitarian organizations are doing everything possible to scale up operations to roll back food insecurity and avert famine. The UN's World Food Programme is distributing 100,000 metric tonnes of food commodities at more than 5,000 points, reaching more than eight million Yemenis. During the last year, 4.6 million people have benefitted from nutrition programmes.

⁸ Integrated Phase Classification (IPC) of food security, Phase 3 and above or equivalent.
⁹ FAO, IFAD, UNICEF, WFP and WHO, 2018. *The State of Food Insecurity and Nutrition in the World 2018. Building climate resilience for food security and nutrition.*

UNDERNOURISHMENT
(2015–2017)



Crises exacerbate gender inequalities

Conflicts and disasters exacerbate gender inequalities, particularly against women and girls. Natural disasters on average kill more women than men or kill women at a younger age than men.¹⁰ Women and girls may also face increased vulnerabilities during or after a crisis. Some 60 per cent of all preventable maternal deaths in the world take place in conflict, displacement or disaster settings. In addition, girls in conflict settings are 2.5 times more likely to be out of school than boys, affecting not only their present but also their future prospects.

Moreover, the rise or resurgence of conflict and violent extremism, with the ensuing proliferation of arms, mass displacement and collapse of the rule of law, triggers patterns of sexual violence, including rape, sexual slavery and forced marriage. While both men and women, and boys and girls, can be victims of conflict-related sexual violence, the overwhelming majority of victims are politically and economically marginalized women and girls. It is estimated that at least one in five women refugees in complex humanitarian settings has experienced sexual violence¹¹ and its effects, which include trauma, stigma, poverty, poor health and unwanted pregnancy. The real numbers are likely to be much higher, since data on sexual- and gender-based violence in humanitarian contexts remain sporadic and difficult to track, and incidents are often underreported. Where evidence is available, it shows a disturbing trend of sexual violence being employed as a tactic of war, and of armed actors profiting from these acts.

IN FOCUS



COX'S BAZAAR, BANGLADESH

A Rohingya refugee woman sits in her temporary shelter in Cox's Bazaar, Bangladesh. Women and girls who manage to flee to Bangladesh may confront new risks, including forced marriage, sexual exploitation and trafficking. Photo: OCHA/Vincent Tremeau

BANGLADESH: SUPPORTING SURVIVORS

In Bangladesh, humanitarian organizations provided services to 2,756 Rohingya refugee survivors of sexual and gender-based violence during 2017. However, 47 per cent of settlement areas still lack basic clinical management services for survivors of rape and other forms of sexual and reproductive health care. Despite the urgency, the immediate funding gap for the provision of those services exceeds \$9 million. The "woman- and child-friendly spaces" provide a lifeline for survivors and those at risk, fostering peer support and solidarity.

Source: Report of the Secretary-General on conflict-related sexual violence 2017 (S/2018/250).

¹⁰ Neumayer, Eric, and Plümper, Thomas (2007), 'The Gendered Nature of Natural Disasters: The Impact of Catastrophic Events on the Gender Gap in Life Expectancy, 1981–2002'. *Annals of the Association of American Geographers*, 97 (3). pp. 551–566.

¹¹ Vu, Alexander, et al. (2014), 'The Prevalence of Sexual Violence among Female Refugees in Complex Humanitarian Emergencies: A Systematic Review and Meta-analysis'. *Public Library of Science*.

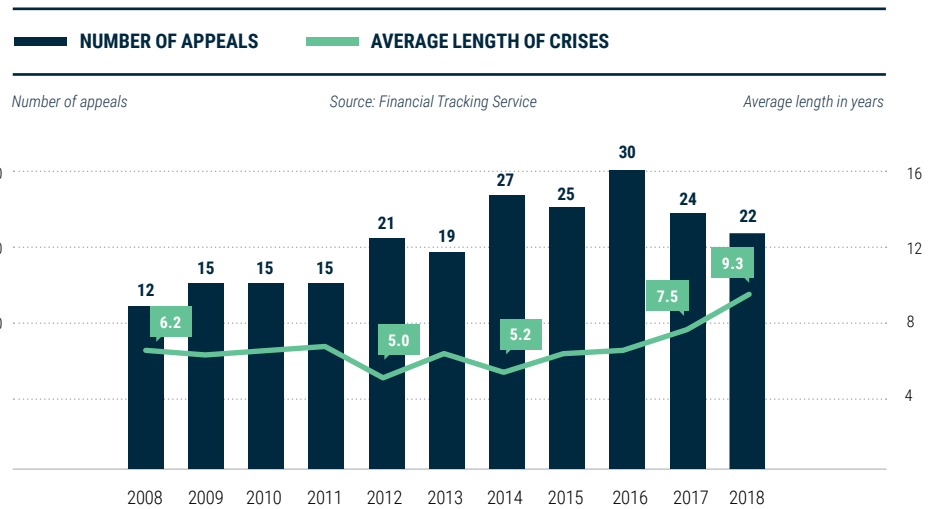
Recent trends in humanitarian assistance

Humanitarian crises affect more people, for longer

Humanitarian crises affect more people, last longer and require more resources than in previous decades. In 2018, there were 22 inter-agency Humanitarian Response Plans (HRPs), compared with 12 in 2008.

NUMBER OF APPEALS AND AVERAGE LENGTH (2008–2018)

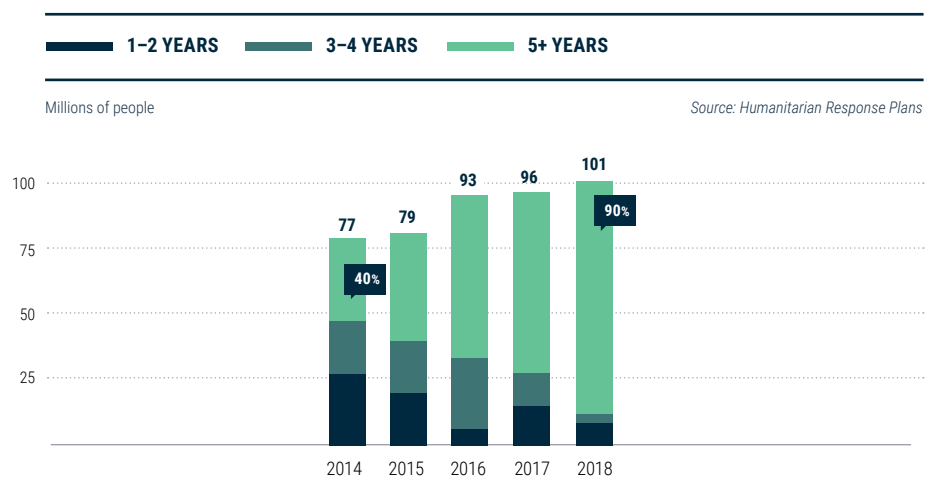
Figures include HRPs and the Syria 3RP and exclude Flash Appeals and Other Appeals.



In recent years, protracted crises have become further entrenched. In response, humanitarian organizations are staying longer and aiming to reach more people. The average length of HRPs has increased from 5.2 years in 2014 to 9.3 years in 2018. In the same period, the number of people targeted to receive assistance under HRPs grew from 77 million to 101 million.¹² In tandem, the amount of funding required to meet essential needs through HRPs increased from \$17.3 billion in 2014 to \$24.9 billion in 2018.

PEOPLE TARGETED BY LENGTH OF HRP (2014–2018)

Figures for people targeted include HRPs and the Syria 3RP and exclude Flash Appeals and Other Appeals.



Note: All 2018 figures in this section are preliminary and represent reported contributions as of 19 November 2018.

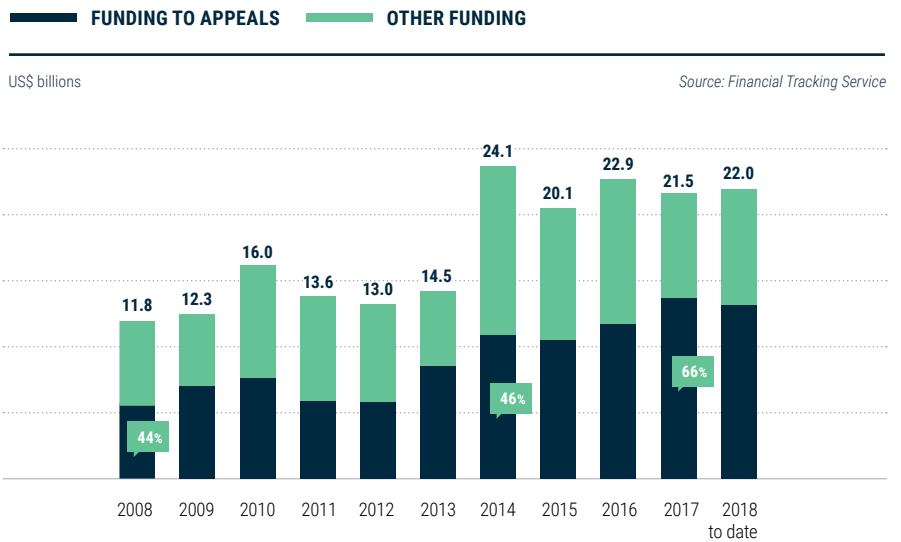
¹² The focus on people targeted allows time-trend analysis, as “people in need” as a metric was introduced to the Humanitarian Needs Overview only in 2015.

Donors have become more generous, but the funding gap remains

Donors have responded to high levels of needs with unfaltering generosity. Reported contributions to UN-coordinated HRPs increased from \$10.6 billion in 2014 to \$13.9 billion in 2018, and this represents only a portion of global humanitarian funding, which has surpassed \$20 billion every year since 2014.

GLOBAL HUMANITARIAN FUNDING (2008–2018)

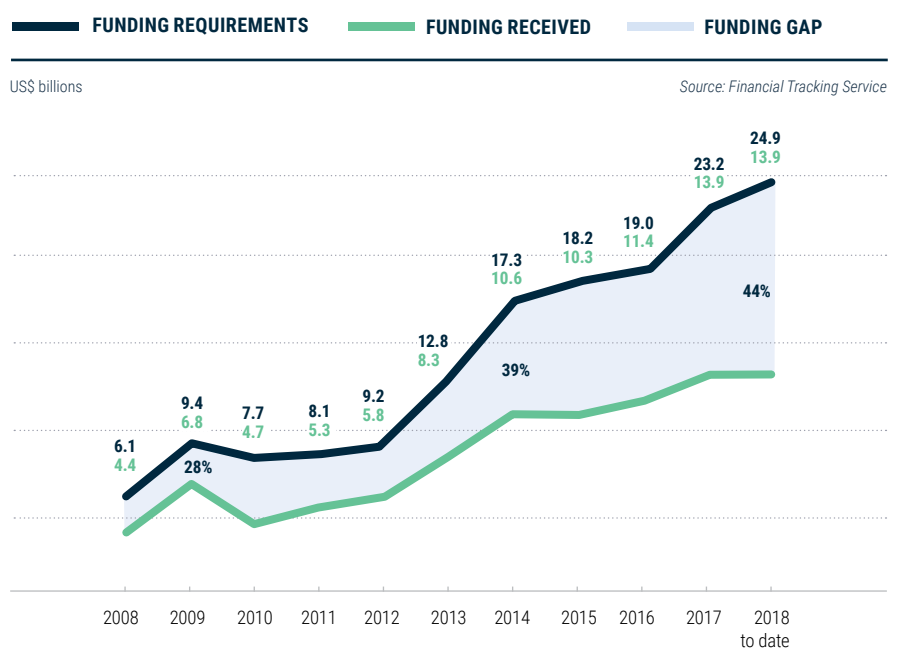
Funding to appeals figure includes funding for HRPs, the Syria 3RP, Flash Appeals and Other Appeals.



Governments remain the largest providers of humanitarian resources, although others play a significant role, including businesses and private individuals. Despite record levels of funding, the annual funding gap has hovered at 40 per cent on average since 2014, meaning that millions of people each year do not receive the assistance and protection they need.

APPEAL FUNDING GAP (2008–2018)

Figures for funding received include HRPs and the Syria 3RP and exclude Flash Appeals and Other Appeals.



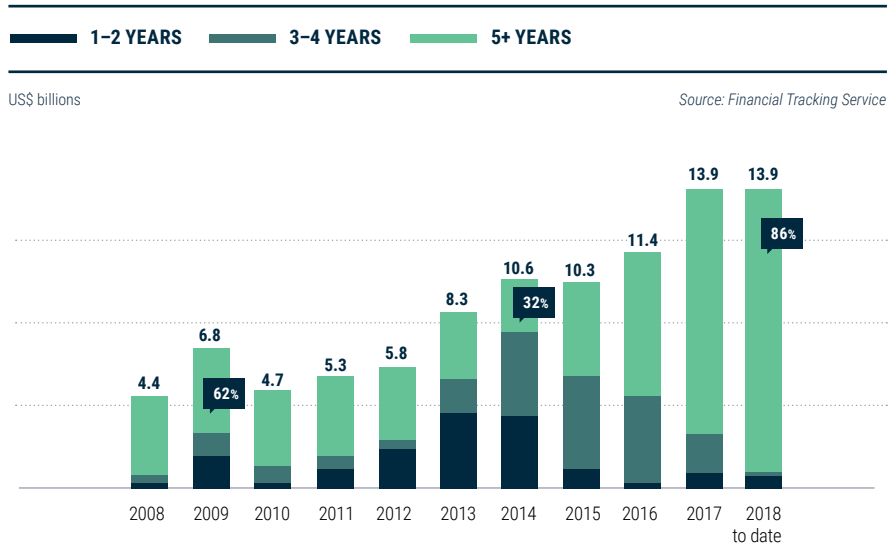
Large protracted crises are commanding a majority of resources

The number of crises surpassing the \$1 billion mark in humanitarian funding requirements has increased from three in 2014 (Iraq, South Sudan and Syria) to a record eight in 2018 (Democratic Republic of the Congo, Ethiopia, Nigeria, South Sudan, Somalia, Sudan, Syria and Yemen). Between 2014 and 2018, large, long-term crises¹³ dominated humanitarian funding, with just four crises – Somalia, South Sudan, Sudan and Syria – accounting for 55 per cent of all funding requested and received. In 2018 so far, 86 per cent of funding received was for responses to protracted crises lasting longer than 5 years.

FUNDING RECEIVED BY APPEAL LENGTH

(2008–2018)

Figures for funding received include HRPs and the Syria 3RP and exclude Flash Appeals and Other Appeals.



While these plans are generally among the most well-funded, not all response plans attract equal donor funding. In 2018, Cameroon, Haiti, Libya and Ukraine were among the crises requesting the least amount of funding, yet their funding gaps were among the largest for the year, at 63, 89, 75 and 64 per cent, respectively. Funding can fluctuate dramatically from year to year: in November 2018, funding for the Haiti appeal was at 11 per cent of the requirements, compared with 40 per cent in 2017. For the Libya appeal, funding coverage was at 25 per cent in 2018, compared with 70 per cent the year before.

The protracted nature of crises has drawn increased attention to multi-year approaches to planning and funding. The number of crises with multi-year HRPs or strategies has grown from one in 2011 to twelve in 2018.¹⁴ Multi-year appeal requirements have also grown: in 2018 they accounted for \$10.9 billion, or 49 per cent of all HRP funding requirements. Donors have also increased their multi-year contributions to UN-managed country-based pooled funds, from \$63.5 million in 2014 to \$216.6 million in 2016. In 2018, six donors contributed \$174.2 million in multi-year funding to country-based pooled funds, up from only three donors in 2014.

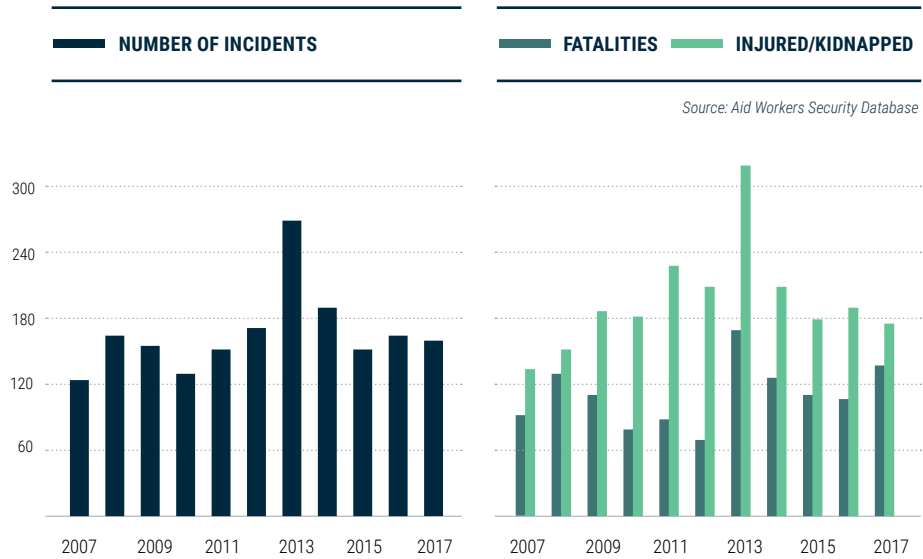
Attacks on aid workers

Despite being protected under international humanitarian law, humanitarian and medical workers are routinely targeted, attacked and wounded, killed or kidnapped in the line of duty, preventing them from delivering assistance and protection. Between 2014 and 2017, there were a total of 660 recorded attacks on more than 1,200 aid workers. Nearly 90 per cent of the victims were national aid workers, reflecting an uneven distribution of risk in the most insecure areas. Attacks have also become more violent in the past five years: in 2017, 139 aid workers, or 44 per cent of those attacked, were killed – the second-highest recorded annual death toll since 2013.

¹³ OCHA has no formal definition of large, long-term crises. For the purposes of this report, these are considered to be crises that last more than five years and that have appeals regularly exceeding more than \$1 billion.

¹⁴ This includes the Syria 3RP.

ATTACKS ON AID WORKERS (2007–2017)



Reducing humanitarian need is inextricably linked with reducing vulnerability

At the World Humanitarian Summit in May 2016, participants from 180 countries made more than 3,500 commitments to deliver the Agenda for Humanity, a five-point plan to reduce humanitarian need, risk and vulnerability. Implementation of these commitments has led to progress in several critical areas. The Education Cannot Wait fund has raised \$172 million so that fewer children affected by crises miss out on school. By the end of 2017, it had enabled 650,000 children and young people in 14 countries to continue their education, 48 per cent of them girls. The Charter for the Inclusion of Persons with Disabilities in Humanitarian Action has rallied more than 200 stakeholders around a pledge to ensure that humanitarian response becomes more inclusive of people with disabilities. The Grand Bargain has brought together the world's biggest donors and aid providers to improve the efficiency and effectiveness of humanitarian action.

However, reversing the trend of increasing vulnerability to protracted and recurrent crises – and thereby enabling progress towards the Sustainable Development Goals – requires a concerted effort that goes beyond improved humanitarian action. While there will always be a need for life-saving humanitarian assistance, most people caught in protracted and recurrent crises require at varying times both short-term assistance and protection, and medium- to long-term support. Following the lead of the United Nations Secretary-General, who established a Joint Steering Committee that has advanced humanitarian and development collaboration as part of UN reforms, humanitarian and development organizations are aiming to work together better.

At the global level, the World Bank, the UN and private sector organizations have developed the Famine Action Mechanism (FAM) to combat the risk of famine. The FAM aims to make financing more predictable and strategic by linking famine early warnings with pre-arranged financing to ensure that funds are released before a crisis emerges. It also will seek to tackle the root causes of famine and help build livelihoods, safety nets and stronger coping skills of local communities.

At country level, important progress has been made to better join up humanitarian and development work, focusing on solutions and concrete, measurable improvements in people's lives.

Although still in their early stages, these initiatives illustrate what is possible when the diverse strengths and expertise of humanitarian and development actors come together with the shared goals of alleviating suffering, reducing risk, and lessening vulnerability to the crises of today and tomorrow.

HUMANITARIAN **OUTLOOK AND** **REQUIREMENTS** **IN 2019**

Main drivers of humanitarian needs	23
Humanitarian needs and funding requirements	25
Outlook on high-level events	27
Regional and country humanitarian assistance requirements	28
Asia and the Pacific	30
Eastern Europe	33
East and Southern Africa	34
Latin America and the Caribbean	40
Middle East and North Africa	42
West and Central Africa	48
Regional Refugee Response Plans	56
Other Response Plans	59

Main drivers of humanitarian needs

Conflicts will continue to cause displacement and erode resilience

Conflict will remain the main driver of humanitarian and protection needs in 2019. Fragile and conflict-affected countries are likely to lag behind on most human development indicators, including levels of poverty, malnutrition, access to essential services and social rights. Global forecasts suggest that economic decline in these countries will continue to erode people's resilience and limit the capacity of their governments to provide for them. Protracted violence in countries including CAR, DRC, Syria and Yemen is likely to continue, creating high levels of humanitarian need and forced displacement. Insecurity will still hamper aid operations in several countries, putting both civilians and humanitarian aid workers at risk. In South Sudan, for example, more than 110 aid workers have been killed since the conflict began in December 2013, including 13 in 2018. Moreover, some 1.5 million people live in areas where the presence of armed groups and other impediments, such as explosive hazards, make it difficult for them to access assistance and protection.

In these situations and many others around the world, humanitarian assistance is a vital lifeline, but it is not enough to reduce humanitarian need. Stronger efforts at conflict prevention and resolution are of the utmost priority, as is earlier and faster development to reduce vulnerability and help people become more resilient.

AMMAN, JORDAN

Syrian refugee Arkan, 10, stands outside the Makani Centre, run by the Islamic Charity Center Society (ICCS), a UNICEF partner, at an informal tented settlement south of Amman, Jordan. Arkan and her family have lived in Jordan for three years since fleeing their home in Hama, Syria. Photo: UNICEF/Herwig



IN FOCUS

**FALLUJAH, IRAQ**

"The first time I tried to flee the city, my car was burned in punishment. Then we could go over one of the main bridges," says retired teacher, Jaffer, 74. "These last months I have seen killings and burnings ... this city has not seen anything like this in a hundred years." Photo: OCHA/Themba Linden

OPERATING IN INSECURE CONTEXTS

In today's armed conflicts, civilians are routinely killed or maimed, and millions are forced to flee their homes. Conflicts last longer, involve more parties, and increasingly take place in urban areas where civilians are the main casualties and the destruction of critical infrastructure has lasting consequences on essential services. As fighting endures, so does humanitarian need. Meanwhile, humanitarian workers also come under attack, jeopardizing critical humanitarian operations destined for civilians in need. Much of this is the result of blatant disregard for international humanitarian law (IHL), but there are some key actions that can help to improve respect for IHL: i) ensure that combatants, both State and non-State, know their obligations under IHL; ii) consistently integrate IHL into States' military doctrine, standard operating procedures and rules of engagement, and in the policies and codes of conduct of non-State armed groups; iii) establish effective civil-military coordination to help facilitate parties' compliance with IHL. In Yemen, for example, OCHA's notification of humanitarian movements and essential humanitarian infrastructure allows the Saudi-led Coalition to factor their location into their military operations in order to avoid harming them.

Twenty-five countries are at high risk if El Niño develops

Many countries remain vulnerable to the impact of disasters triggered by extreme weather events, such as droughts, floods, storms and tropical cyclones. A changing climate is expected to strengthen the severity of disasters caused by natural hazards, causing mass displacement and significant humanitarian needs. Natural disasters can also exacerbate situations of conflict. In 2017, an estimated 18.7 million people were internally displaced because of disasters, mostly in the Americas, East Asia, the Pacific, and South Asia. The World Meteorological Organization's forecasts indicate an 80 per cent chance of El Niño developing through early 2019. Although it is likely to be a weak-to-moderate event, it could still have a significant impact. Twenty-five countries in Asia and the Pacific, Eastern Africa, Latin America and Southern Africa are considered most at risk and will require careful monitoring. The situation in Southern Africa is of particular concern given the cumulative effects of past dry spells. In late 2018, the IASC Principals activated the new Inter-Agency Standard Operating Procedures (SOPs) for Early Action to El Niño/La Niña Episodes. Based on globally agreed thresholds, specific elements of the SOPs will be activated, which will be instrumental in implementing early actions to mitigate the impact of these events.

Rising food insecurity is a major concern

Of the many consequences of conflict and natural disaster, food insecurity will remain a grave concern. As a result of a deep economic crisis and escalating conflict, Yemen is closer to famine than ever before. By the end of 2017, 8.4 million people were already severely food insecure and facing pre-famine conditions. Current estimates show that one third of all districts in the country are already pre-famine and at least 12 million Yemenis may require food assistance in the months ahead. In South Sudan, more than 5 million people – half the population – will be severely food insecure in the first months of 2019, with no amelioration from 2018 figures.

In almost all conflict-affected countries and in some other countries, diseases and epidemics, such as cholera, associated with lack of appropriate water, sanitation and health services, are causing malnutrition and contributing to deaths that could have been prevented.

IN FOCUS

**KABUL, AFGHANISTAN**

USG/ERC Mark Lowcock, with Dr. Basheer, the head of the national NGO Afghan Amputee Bicyclists for Rehabilitation and Recreation (AABRAR). AABRAR's work focuses on the rehabilitation and socioeconomic integration of disabled people and other vulnerable groups into the community. Photo: OCHA/Philippe Kropf

STRENGTHENING LOCAL CAPACITIES AND BUILDING RESILIENCE

The increasingly protracted nature of crises has caused many humanitarian organizations to rethink their traditional short-term approach in such contexts. At the 2016 World Humanitarian Summit, local actors were recognized as both the first responders in a crisis and the providers of long-term support; and participants made important commitments to work in ways that reinforce, rather than replace, national and local capacities. Efforts to work in partnership and strengthen local and national capacities to prevent, prepare for and respond to crises will continue to be a priority in several operations in 2019.

At country level, there has been progress in operationalizing the New Way of Working to improve systemic complementarity between humanitarian and development organizations to reduce need, risk and vulnerability while meeting essential needs. In Chad, efforts to establish the New Way of Working were made in 2016 and 2017 by bringing together humanitarian, development and Government-led forums. Identifying strategic priorities for the Lake, South and East regions, with the help of operational actors' knowledge of the challenges on the ground, made it possible to determine the collective results necessary to save lives and improve the well-being of nearly 5 million people affected by conflict and natural disasters.

Humanitarian needs and funding requirements

In 2019, humanitarian needs will remain extremely high. Nearly 132 million people will require humanitarian assistance and protection, close to the same figure as in 2018. The UN and other humanitarian organizations are aiming to reach close to 94 million of the most vulnerable people with humanitarian assistance and protection, with estimated financial requirements of at least \$21.9 billion.

In several countries, humanitarian needs have significantly worsened

Over the course of 2018, humanitarian needs have increased in several countries. The situation in Yemen is deteriorating rapidly. In 2019, humanitarian organizations are aiming to reach 15 million people, 39 per cent more than last year, of whom 14 million are in acute need. In Afghanistan, the number of people in need has nearly doubled, from 3.3 million to 6.3 million. This is mostly due to political tensions, the continued impact of drought, and an anticipated influx of returnees from neighbouring countries. In Cameroon, humanitarian organizations estimate that the number of people in need has increased by 30 per cent as a result of three major and interconnected complex situations: the Boko Haram

crisis in the Far North region, the consequences of the influx of refugees from CAR in the eastern regions, and the growing humanitarian impact of the conflict in the English-speaking regions of the country. In response, humanitarian organizations are targeting 2.3 million people, 77 per cent more than last year. It is estimated there will be a 16 per cent increase in the number of people in need in CAR compared with 2018. However, because of a more rigorous needs analysis, which more effectively considered operational capacities and access issues, there will be an 11 per cent reduction in people targeted in 2019.

Improvements in some contexts have led to reduced needs

In other contexts, such as Burundi,¹⁵ Haiti, Iraq and Libya, the number of people in need has decreased between 25 per cent and 50 per cent and the number of people humanitarian organizations are aiming to assist has dropped by between 50 and 70 per cent compared with 2017. In Burundi, the humanitarian response will be more focused in 2019, targeting the assistance and protection needs of the most vulnerable people including those affected by natural disasters, displaced people and their host communities, and children with acute malnutrition. In Iraq, to ensure that people return in a sustainable manner, the aid community will focus on transition and recovery response. In Haiti and Libya, information gathered through data collection and monitoring as well as the use of multi-hazard vulnerability mapping is helping to target affected areas more accurately.

IN FOCUS



SIRWAH, YEMEN

Displaced Yemeni boys sit on mattresses distributed as part of UNHCR's emergency relief effort in Sirwah, Ma'rib governorate. As many as 3.9 million Yemenis have been displaced in the last three years. Photo: MDF/M. Hudair

TIGHTENED TARGETING IN A RESOURCE-CONSTRAINED ENVIRONMENT

Despite the ever-increasing generosity of donors, the persistent gap between needs and funding requirements means that many people's humanitarian needs go unmet. While the majority of humanitarian funding goes to large, long-term crises, 10 humanitarian response plans in 2018 were funded at less than 50 per cent, and 4 were funded at less than 40 per cent.

The majority of humanitarian response plans for 2019 have taken funding constraints into account, targeting fewer people even when levels of humanitarian need are similar to previous years. In part, this has been achieved with the use of improved tools and more robust analysis for assessing needs and designing responses, as is detailed in section 3. This has enabled humanitarian organizations to focus on reaching those people most in need, including by paying even more attention to vulnerabilities induced by age, gender, disability and other socioeconomic characteristics.

Protracted crises will continue to generate the greatest needs

For 2019, it is estimated that just six crises will be responsible for 54 per cent of all people in need of humanitarian assistance and protection: Yemen, Syria, DRC, Ethiopia, Nigeria and South Sudan. In these protracted emergencies, humanitarian organizations will consolidate their efforts to provide life-saving aid and livelihood support, as well as reinforce protection activities. In DRC, humanitarian needs remain acute as a result of persistent conflict, political tensions, and the risk of epidemics including cholera and Ebola. In 2019, 12.8 million people will need humanitarian aid, almost the same number as the previous year. However, access issues and other operational constraints will mean that humanitarian organizations will aim to assist 9 million people in 2019, 14 per cent fewer than in 2018. In north-east Nigeria, the decade-old conflict shows little sign of abating. Although some areas have stabilized in 2018, swathes of Borno State are still inaccessible to international humanitarian organizations. In 2019, 7.1 million Nigerians need humanitarian assistance and protection, with women and children comprising 80 per cent of those in need.

¹⁵ Planning figures for 2019 are estimates, pending further consultations with the Government of Burundi.

Outlook on high-level events

Current discussions among the countries concerned, donors and other humanitarian organizations suggest that major international resource mobilization and policy events may be needed to address a range of crises and themes, including, but not limited to, the following:

DAR-ES-SALAM, CHAD

Nigerian refugees who fled their homes with their families after attacks by Boko Haram quench their thirst at a well in the Dar-es-Salam refugee camp, Lac Region, Chad. Photo: UNICEF/Sokhin

SYRIA AND THE REGION

The European Union has already announced that it will convene the next Syria conference in early spring 2019.

YEMEN

Yemen is still the world's largest humanitarian crisis, requiring continued large-scale funding and donor engagement as well as more humanitarian access. An event is currently planned for February 2019.

CENTRAL AFRICAN REPUBLIC

A deteriorating crisis that has continued to experience serious under-funding.

SEXUAL AND GENDER-BASED VIOLENCE IN CONFLICTS AND HUMANITARIAN CRISES

A thematic event hosted with Norway and other partners. The objective is to mobilize additional commitments to strengthen protection and assistance in this area.

INTERNATIONAL HUMANITARIAN LAW

As 2019 marks the 70th anniversary of the Geneva Conventions, achieving greater compliance with IHL will be a theme pursued through additional events during the year.


An event to provide a status update on the 2019 requirements and achievements in the first part of the year and highlight less-visible crises will take place during the Economic and Social Council (ECOSOC) Humanitarian Affairs Segment in July 2019.



HUMANITARIAN NEEDS AND FULFILLMENT

PEOPLE IN NEED

131.7M



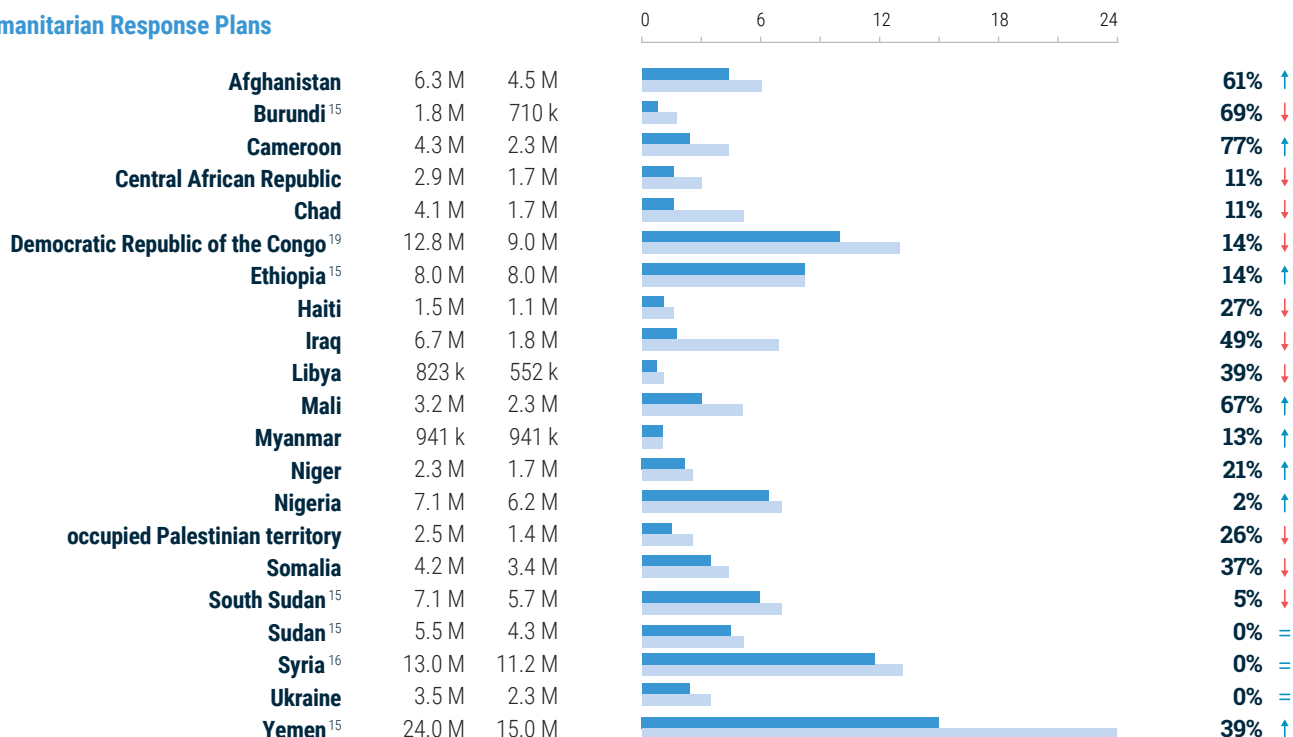
PEOPLE TO RECEIVE AID

93.6M

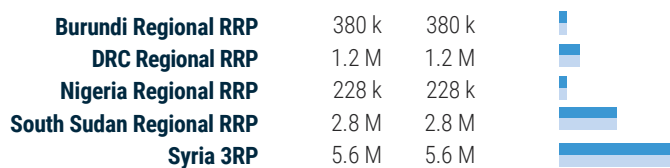


RESPONSE PLANS	PEOPLE IN NEED	PEOPLE TO RECEIVE AID	IN NEED	TO RECEIVE AID	CHANGE FROM 2018
----------------	----------------	-----------------------	---------	----------------	------------------

Humanitarian Response Plans



Regional Refugee Response Plans



Other Response Plans



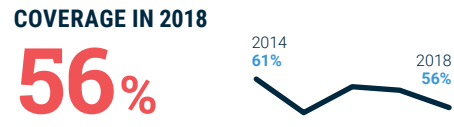

¹⁵ The people in need figures are provisional, based on estimates or 2018 data.

¹⁶ Figures for Syria will be confirmed upon finalization of the 2019 HRP. Current estimates indicate that needs will be at a similar level as 2018, and that financial requirements for 2019 will be similar to the \$3.5 billion requested in 2018.

Note: Response plans typically target a subset (usually the large majority) of people in need, because affected country governments and other actors target a portion, and/or because of capacity and access constraints among organizations participating in the response plan.

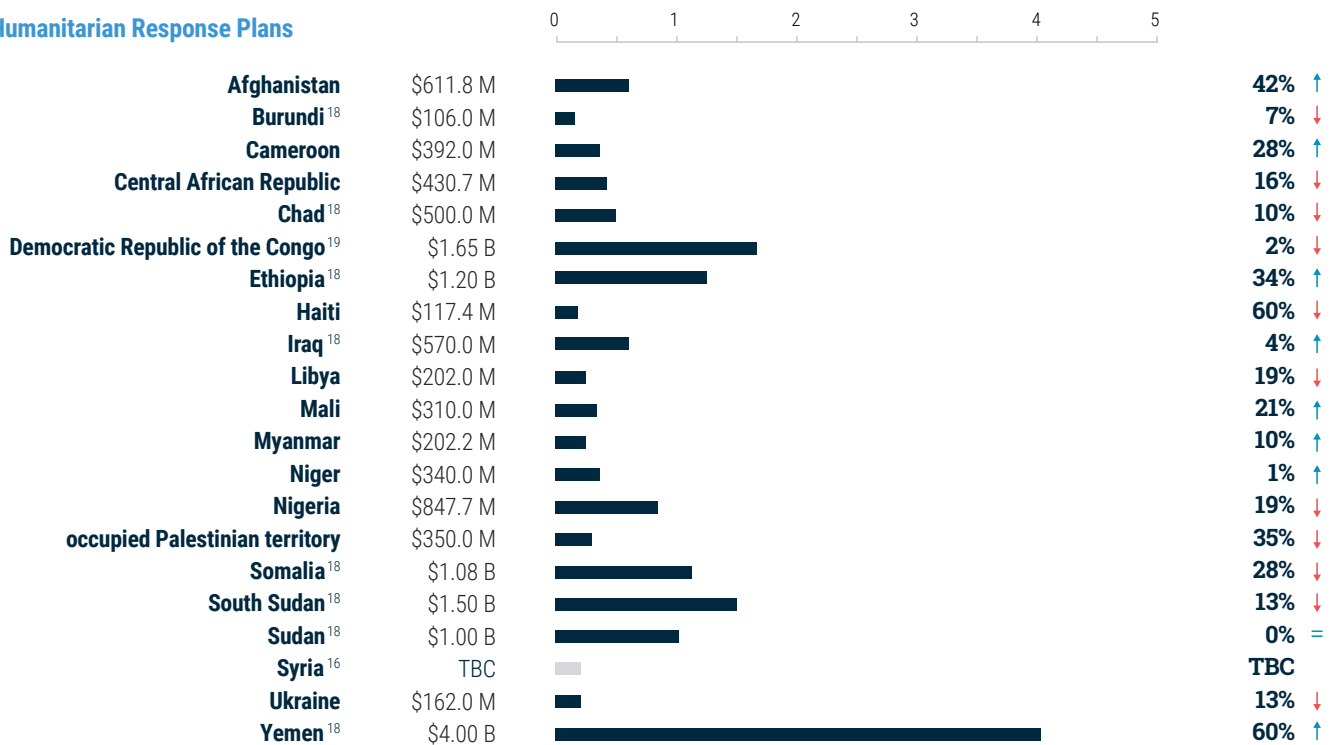
Note: Financial requirements and people in need include all Humanitarian Response Plans, the Syria Regional Refugee & Resilience Response Plan and the Venezuela Outflow Regional Refugee and Migrant Response Plan. The Regional Refugee Response Plans for Burundi, DRC, Nigeria and South Sudan are not included in the figure because some of the populations they cover are included in respective countries' HRPs, nor are Other Appeals (Bangladesh, DPR Korea, Pakistan and Philippines).

FUNDING REQUIREMENTS FOR 2019



RESPONSE PLANS	FINANCIAL REQUIREMENTS	REQUIREMENTS	CHANGE FROM 2018
----------------	------------------------	--------------	------------------

Humanitarian Response Plans



Regional Refugee Response Plans



Other Response Plans



¹⁷ This figure does not include the requirements for Syria, which will be confirmed upon finalization of the 2019 HRP.

¹⁸ Figures are initial estimates. Financial requirements will be confirmed upon finalization of the Response Plans.

¹⁹ Given the evolving humanitarian situation on the ground the current planning figures are best estimates and will need to be updated in early 2019.

²⁰ As the 2019 3RP is currently being finalized, the figure presented here is preliminary based on the requirements in draft 3RP country chapters. The final 2019 funding requirements figures will be included in the first GHO update of 2019.

Asia and the Pacific

Asia and the Pacific remains the world's most disaster-prone region: between 2014 to 2018, 650 million people were affected by disasters across the region, with 35,000 deaths.

The region's extreme vulnerability, however, has led governments to make disaster management a priority. Over the past decade, most countries in the region have established national disaster management authorities and invested in national systems that are increasingly capable of managing small- and medium-scale disasters effectively.

At the same time, the increasing unpredictability and severity, as well as the increased risks posed by such disasters due to urbanization, means that these events can still cause significant loss of life and damage to livelihoods, access to services and infrastructure.

Major natural disasters that result in significant humanitarian needs should continue to be expected in Asia and the Pacific during 2019. With the year-round threat of large-scale events that could impact millions of people at any one time, it is imperative that countries and humanitarian organizations in the region are able to respond on a continual basis.

IN FOCUS

A MORE DIVERSIFIED RESPONSE SYSTEM

Alongside growing national capacities, prominent bilateral response arrangements and regional organizations such as the Association of Southeast Asian Nations (ASEAN) are contributing to a more diverse response system. As a result, disaster management and humanitarian response in the region is predicated on strong national leadership – particularly in the context of natural disasters – with regional and international actors complementing government efforts when and where required. Countries in Asia and the Pacific are consequently less likely to appeal for international assistance and more likely to accept offers of support in specific areas that augment

national capacities. For example, during the 2018 Central Sulawesi earthquake response in Indonesia, the Government authorized established in-country partners directly to deliver assistance. Similarly, to support coordination for the Tropical Cyclone Gita response, OCHA and representatives of the Pacific Humanitarian Team (PHT) deployed to support local cluster coordination at the Government's request. Moving forward into 2019 and beyond, other countries are likely to apply similar approaches; support for nationally led responses is a critical aspect of localization of response, a commitment made during the World Humanitarian Summit in 2016 and a key workstream of the Grand Bargain.

SULPHUR BAY, VANUATU

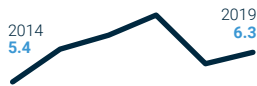
Men from Sulphur Bay village on Tanna Island, Vanuatu rebuild one of the houses that was destroyed by Cyclone Pam. Photo: UNICEF/Vlad Sokhin



Afghanistan HRP

PEOPLE IN NEED

6.3M



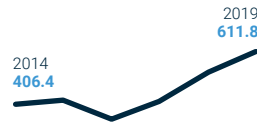
PEOPLE TO RECEIVE AID

4.5M



FUNDING REQUIRED

\$611.8M



COVERAGE IN 2018

81%



PROJECTED SITUATION

The year 2019 is expected to be another tumultuous year for the people of Afghanistan, with presidential elections in April that could be accompanied by a spike in violence. People are increasingly in acute need, and chronic vulnerabilities related to poverty, food insecurity and unemployment have grown, further undermining opportunities for a peaceful and prosperous future.

Regional politics and economic realities in neighbouring countries will continue to determine influxes of Afghans returning from Iran and Pakistan. Undocumented Afghan returns from Iran are projected at 570,000 in 2019 as the effects of United States-imposed sanctions are felt. Lower numbers of returns from Pakistan are expected following improvements in the protection environment there, which has seen the expiry dates of Proof of Registration cards (issued by the Government of Pakistan) extended through to 30 June 2019 for registered refugees.

RESPONSE PRIORITIES AND FUNDING REQUIREMENTS

The number of people in need of humanitarian assistance and protection services has almost doubled since the beginning of 2018, from 3.3 million to 6.3 million. Of these, 4.5 million (70 per cent) will be targeted by humanitarian partners. The difference is in part because the Food Security and Agriculture Cluster will focus on the 2.5 million who are severely food insecure due to drought rather than the entire 3.5 million people in need, as a combination of factors (e.g. above-average precipitations, provision of previous assistance, improving pastoral and agricultural production) should help cover their needs. Significant prioritization is also influenced by the operational capacity of partners, funding expectations based on historical trends, and a recognition that the Government of Afghanistan also has a responsibility to meet some of these needs. Afghanistan uses unit-based costing (UBC) to develop its financial requirements. In line with the response context analysis outlined above, financial requirements are expected to be about \$611.8 million in 2019, \$457 million in 2020, and \$392 million in 2021.

IN FOCUS



HIRAT CITY, AFGHANISTAN

"The prices were way too low, down to one fifth of what it would have been a year ago. But I could not wait to sell, 20 sheep had already starved because I had no fodder for them and no water." Mohammed Qadis, a drought-affected farmer from Muqur District, stayed on his plot of land until the money ran out. Then he decided to leave for Hirat City. Photo: OCHA/Philippe Kropf

HOW THE NUMBER OF PEOPLE IN NEED WAS ESTIMATED

To translate the Afghanistan multi-year humanitarian framework (2018–2021) into a meaningful multi-year humanitarian response plan with credible figures for people in need, people to be assisted and financial requirements, humanitarian organizations used a combination of existing needs assessment data, trend analysis and scenario-building to create "most likely" projections for 2019, 2020 and 2021.

Starting from sectoral analysis of the number of people who would need assistance in 2019, the humanitarian community developed a response context analysis to determine these projections for the period from 2020 to 2021. Three variables known to drive humanitarian needs in Afghanistan provided a common set of planning assumptions against which clusters could incorporate sector-specific considerations and methodologies: political and economic stability (both national and regional); conflict and insecurity; and environmental and climate factors. Historical trends and natural increases in population were also factored into the analysis.

As humanitarian needs are not directly proportional to contextual risk factors, projections also incorporated analytical judgments. Projections for 2020 and 2021 therefore reflect best-effort estimates and will be reviewed based on updated needs assessments and regular monitoring.

Myanmar **HRP**

PEOPLE IN NEED

941 k



PEOPLE TO RECEIVE AID

941 k



FUNDING REQUIRED

\$202.0 M



COVERAGE IN 2018

68%



PROJECTED SITUATION

Humanitarian needs in Myanmar continue to be driven by multiple factors including armed conflict, protracted displacement, inter-communal violence, statelessness, segregation, discrimination, food insecurity and vulnerability to natural disasters. The situation is compounded by chronic poverty, gender disparities, sexual and gender-based violence – particularly affecting women and girls – and other underlying inequalities that exacerbate needs, vulnerabilities and marginalization of people in many parts of the country.

In Rakhine State, the situation deteriorated dramatically following the armed attacks and subsequent security operations by Government forces in August 2017 that led to the exodus of over 700,000 people, mostly stateless Rohingya Muslims, to Bangladesh. While the pace of departures to Bangladesh has slowed, Rohingya continued to depart for Bangladesh in 2018 with nearly 15,000 crossing the border in the first ten months of the year. Considering the scale of the protection crisis in Rakhine State and until there is concrete progress to address root causes – including freedom of movement, pathway to citizenship and inter-communal relations – sustainable, voluntary and dignified return of refugees to their places of origin or choice will remain elusive in 2019. Meanwhile, over 128,000 Muslims (of whom about 126,000 are stateless Rohingya) have remained confined in camps or camp-like settings in central Rakhine since the violence in 2012. Prolonged displacement, compounded by ongoing movement restrictions that constrain access to essential services, including formal education, health care and livelihoods, continues to cause increased vulnerability and dependency on humanitarian aid.

In Kachin and Shan States, over 106,000 people remain displaced as a result of the armed conflict that re-started in 2011. In addition, over 28,000 people were temporarily displaced in 2018 as a result of further armed clashes between the Myanmar Military and armed groups, as well as between different armed groups. Protection of civilians remains a serious concern with disturbing reports of human rights violations. Humanitarian partners continue to face challenges in carrying out their activities, particularly due to severe access constraints. The continued presence of landmines and explosive remnants of war poses a major threat to civilians while hampering access to livelihood opportunities and sustainable solutions. Annual flooding in different parts of the country has exacerbated existing vulnerabilities and caused additional relief needs in several states.

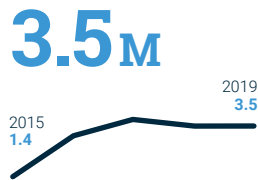
RESPONSE PRIORITIES AND FUNDING REQUIREMENTS

In recent years there has been a gradual increase in the number of people in need of humanitarian assistance and protection in Myanmar (from about 560,000 conflict-affected people in 2016 to over 800,000 in 2018). This relates largely to the vulnerability of the remaining stateless Rohingya population in Rakhine. Funding needs have increased from \$164 million in 2016 (excluding flood response) to \$183 million in 2018. In 2018, humanitarian partners managed to reach over 70 per cent of those in need of humanitarian assistance, but the quality of this assistance continued to be affected by access restrictions.

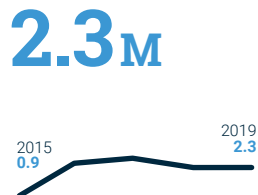
Eastern Europe

Ukraine ^{HRP}

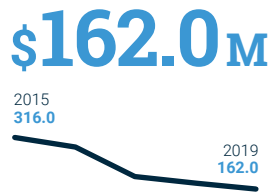
PEOPLE IN NEED



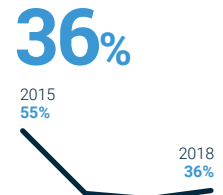
PEOPLE TO RECEIVE AID



FUNDING REQUIRED



COVERAGE IN 2018



PROJECTED SITUATION

The 2019 planning assumptions suggest that active hostilities will continue especially in hotspots along the ever-shifting 400-plus kilometre-long “contact line” that divides the region that was once Ukraine’s thriving urban and industrial heartland. As one of the most mine-contaminated stretches of land in the world, the “contact line” has made it more difficult for people to access essential services such as education and health care, social entitlements and pensions; critically curtailed freedom of movement; and led to authorities’ non-recognition of civil documentation. Despite these difficulties, movement across the “contact line” increased by 20 per cent in 2018, with a monthly average of 1.1 million civilian crossings to obtain services and maintain family links. The Humanitarian Country Team estimates that more than 5.2 million people continue to be affected by this conflict. Of these, 3.5 million people need humanitarian and protection assistance – a slightly higher number than last year due to widespread landmine contamination and prevalent mental and psychological impact. Thirty per cent of those people are considered elderly, making Ukraine’s humanitarian crisis the “oldest” in the world. Women are disproportionately affected, particularly in the areas close to the “contact line”, where they head 6 in 10 families. The passing of what is known as Ukraine’s

Donbas Reintegration Law in February 2018 and the introduction of the Ukrainian Joint Forces Operation (JFO) in April signalled a change of approach from security to military, with civilians and humanitarians witnessing some levels of movement restrictions due to security considerations of the JFO. Political unpredictability looms large, with two national elections scheduled in 2019. At the same time, the passing of the law on the status of missing persons, the slight opening of humanitarian access for UN agencies in the Non-Government Controlled Areas and approval of the Strategy of Integration of Internally Displaced Persons are all positive signs.

RESPONSE PRIORITIES AND FUNDING REQUIREMENTS

The HRP is guided by a clear set of common strategic priorities. The focus is on people living in the Non-Government Controlled Areas where active fighting continues, or where mine contamination is widespread. For the first time, the HRP offers a two-year planning horizon enabling humanitarians to go beyond short-term responses and facilitating joined-up efforts of other organizations and the Government, where feasible, towards the “collective outcomes” approach. Of the \$162 million requested for humanitarian response, \$135 million is critical and urgent, for winterization support in the harsh Ukrainian winter. The funding requirement is lower than that of last year, mainly due to a strict and focused prioritization.

IN FOCUS



PETRIVSKE, UKRAINE

Distribution of humanitarian aid in the village of Petrivske in Donetsk Oblast. Approximately 12 families received food and hygiene kits. Photo: People in Need/Iva Zimova

HUMANITARIAN-DEVELOPMENT COORDINATION IN UKRAINE

The year 2018 provides a fertile ground for tangible humanitarian-development coordination in Ukraine, marking the first year of the implementation of the 2018–2022 UN Partnership Framework. The Ukraine HCT has prioritized working together with other organizations and the Government, where feasible, and defined three collective outcomes – towards which all actors will strive to contribute. The humanitarian operations in 2019 will not only strive to address immediate humanitarian needs, but also to systematically reduce them over time. The three collective outcomes focus on protection and livelihoods, essential services and critical civilian infrastructure.

East and Southern Africa

East Africa

Both positive developments and new climatic and human-made shocks are expected in East Africa in 2019. At the end of 2018, the revised peace agreement in South Sudan and the thawing of relations between Djibouti, Eritrea, Ethiopia and Somalia signified potential for improvements for millions of people impacted by the South Sudan and Eritrea-Ethiopia conflicts. However, fresh fighting in Ethiopia, Somalia, South Sudan and Sudan highlighted the potential for continued conflict. Although three consecutive droughts that impacted Ethiopia, Kenya and Somalia from 2015 to 2017 ended in 2018, vulnerable people will continue to be affected by environmental degradation, climate change, localized climatic shocks and conflict. Population growth is also likely to cause increasing competition over scarce resources, particularly in Uganda and Burundi. This may impact Uganda's ability and willingness to host refugees. The DRC continues to battle an Ebola outbreak that could spread to one of the highest-risk neighbouring countries in 2019 (Burundi, Rwanda, South Sudan or Uganda).

Southern Africa

In Southern Africa, an 80 per cent chance of an El Niño phenomenon between October and December 2018 coincides with the region's lean season. This is expected to exacerbate the impacts of an already erratic rainy season in 2018, deep-rooted poverty, economic inequality, political instability and other climatic shocks. As a result, the number of severely food insecure people in the region is expected to increase, along with the number and spread of disease outbreaks, and the protection risks faced by children and women. Ideally, these issues would have been tackled through comprehensive development actions since the 2015/16 El Niño. However, high levels of debt and political challenges have hampered large-scale development in multiple countries, including in Comoros, Lesotho, Madagascar, Mozambique, Zambia and Zimbabwe. In Comoros, Madagascar, Malawi and northern Mozambique, there is a possibility of displacement in 2019, if key political issues and underlying grievances, including those linked to upcoming and/or recently held elections, are not addressed. Humanitarians may be required to undertake rapid life-saving action to respond to life-threatening needs and loss of livelihoods.

MAHAMA, RWANDA

Mwamini Wizeyimana, 37 years old, and mother of six receives her food ration after arriving in Mahama Refugee Camp, Rwanda. Mwamini is a refugee for the third time. She had to drop out of school as a result of the different conflicts she fled. She is desperate to ensure that her children do not have the same destiny as her, and do not lose out on their education. Photo: UNHCR/Kate Holt



Burundi HRP

PEOPLE IN NEED

1.8M



PEOPLE TO RECEIVE AID

710k




FUNDING REQUIRED

\$106.0M



COVERAGE IN 2018

54%



PROJECTED SITUATION

In the run-up to the presidential elections of 2020, no significant changes are expected in the socioeconomic conditions in Burundi. Regional and international efforts to resolve the political situation have yet to lead to solutions. Burundi is among the poorest countries in the world, ranking 185 out of 188 countries on the Human Development Index, and the suspension of a part of external financial support is likely to remain in place, with continued implications in terms of access to essential services. At the same time, the improved security situation in Burundi, coupled with challenging conditions in refugee camps in neighbouring countries, is likely to add impetus for the return of Burundian refugees.

A significant number of vulnerable people are concentrated along the eastern border of the country. This area also hosts the greatest number of returnees and at least 20 per cent of the people are living with crisis-level food insecurity (IPC Phase 3 or higher), highlighting the pressure that the returnees are putting on the host communities. While displacement related to sociopolitical reasons is on the decline, natural disasters are expected to continue to displace people in 2019, leaving many in need of life-saving emergency assistance. Acute humanitarian needs include food assistance, non-food items, shelter, access to education, health, water and sanitation services, nutritional support and protection.

RESPONSE PRIORITIES AND FUNDING REQUIREMENTS

In 2019, it is estimated that some 1.77 million²⁰ vulnerable Burundians will require humanitarian assistance. The HRP will target the 710,000 most vulnerable people for assistance. The target population is mostly composed of those affected by natural disasters, the displaced population (IDPs, returnees, refugees), as well as their host communities and children with acute malnutrition. The HRP will target people's most acute needs, while other vulnerabilities requiring a longer-term approach will be addressed through resilience programming under the leadership of the Resident Coordinator. The availability of new data, for example, related to displacement and vulnerabilities of the returnees, has allowed humanitarian partners to assess the severity of needs and to determine criteria for inclusion in the HRP. The 2019 HRP will require \$106 million to respond to the immediate and acute needs of some 710,000 Burundians (\$52 million for sectoral responses, \$23 million for the RRP and \$31 million for the Repatriation Plan). The repatriation-related needs have increased significantly from last year, in view of the anticipated arrival of a large number of returnees as well as better information on the needs of the returnees.

IN FOCUS

VULNERABILITY MAPPING

New tools and assessments, including protection monitoring systems, the Displacement Tracking Matrix and the 2018 SMART survey, have led to improved analysis and mapping of risks and vulnerabilities, and thus sharpened the targeting of programmes. Under the leadership of the Resident Coordinator, a broader resilience approach that will complement the humanitarian plan is being developed with the aim of ensuring an effective humanitarian-development nexus towards durable solutions and addressing chronic vulnerabilities.

²⁰ Planning figures for 2019 are estimates, pending further consultations with the Government of Burundi.

Ethiopia HRP

PEOPLE IN NEED



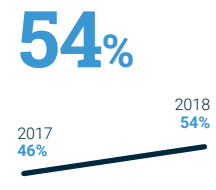
PEOPLE TO RECEIVE AID



FUNDING REQUIRED



COVERAGE IN 2018



PROJECTED SITUATION

Ethiopia saw a dramatic increase in internal displacement in 2018 (at its peak in August 2018, estimated at 2.8 million), and it is expected that internally displaced people will continue to require assistance in 2019. Despite favourable rains in 2018, pastoral and agropastoral communities continue to face challenges in recovering after two consecutive years of droughts. It is still unclear how the anticipated El Niño phenomenon may affect the region in 2019. The humanitarian situation in the first half of 2019 will be dependent on the duration and intensity of the 2018 *kiremt* rains (February–May), and subsequent *meher* harvest (October–January) on which most of the country relies. Nevertheless, even if there are no new climatic shocks in 2019, the current drought-related humanitarian caseload will decrease only slightly, and will be offset by conflict-induced displacement. As such, for 2019 at least 8 million people will require food assistance, at a cost of \$1.2 billion.

RESPONSE PRIORITIES AND FUNDING REQUIREMENTS

The three strategic response objectives will remain and guide the humanitarian response into 2019. The objectives are to 1) save and protect lives and reduce morbidity in complex emergencies and natural disasters; 2) protect and restore livelihoods;

and 3) prepare for and respond to other humanitarian shocks, including natural disasters, conflict and displacement. Food, shelter, water, sanitation and hygiene (WASH) and protection are likely to remain response priorities. More emphasis is to be placed on Government support in seeking durable solutions, including return, local reintegration and relocation of IDPs, and prevention of new conflicts through peace and reconciliation efforts, in line with the development-humanitarian nexus.

Even in years with an especially productive harvest, Ethiopia's food needs have remained at about 3.5 million people in need of food assistance. Although the current *kiremt* rains appear favourable, the true extent of their impact will remain unknown until the completion of the *meher* assessment in *kiremt*-receiving parts of the country. Coupled with ongoing intercommunal conflicts and the likelihood of future conflicts, it is anticipated that the number of people in need of assistance is unlikely to change in 2019.

It is estimated that about 8 million people will be in need of humanitarian assistance and targeted to receive aid under the 2019 Humanitarian and Disaster Resilience Plan (HDRP), a number that is similar to 2018. Requirements of the 2019 HDRP are estimated to be about \$1.2 billion, a slight reduction compared with 2018.²¹

IN FOCUS



OROMIA REGION, ETHIOPIA
Chano Buta Kufa lives with his family and helps them grow food on their land. This year, however, their harvest was reduced by 50 per cent to 75 per cent and they are struggling to eat every day. Photo: OCHA/Charlotte Cans

CASH-BASED INTERVENTIONS

In 2018, humanitarian partners increased their use of cash-based responses to address increasing levels of displacement, particularly in urban collective centres around East and West Hararge zones of Oromia region, where cash-based interventions were deemed the most appropriate response. Multipurpose cash transfers were utilized to meet the diverse range of needs among the displaced. In 2019, it is expected that the Ethiopia Humanitarian Country Team will scale up the use of cash-based responses in displacement areas, as well as in food-insecure areas where market conditions permit.

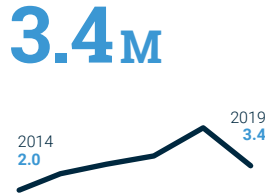
²¹ Planning figures for 2019 will be confirmed once seasonal assessments, analysis and planning are finalized. The new Joint HDRP will be launched in late January 2019.

Somalia HRP


PEOPLE IN NEED



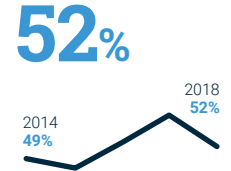
PEOPLE TO RECEIVE AID



FUNDING REQUIRED



COVERAGE IN 2018



PROJECTED SITUATION

Somalia remains among the most complex and long-standing crises in the world. The overall food security situation in Somalia improved in 2018 as a result of the above-average Gu rainfall and sustained humanitarian assistance. However, the humanitarian situation in Somalia remains primarily a protection crisis and needs are still substantially high, with 4.2 million people requiring humanitarian assistance and protection in 2019. Recurrent climatic shocks, ongoing conflict and insecurity, and limited access to essential services have compounded the situation of the most vulnerable people, such as IDPs and marginalized groups, and those living in certain locations, especially in some rural areas. More than 2.6 million Somalis are internally displaced due to conflict, climatic shocks, exclusion and marginalization. From a geographic perspective, the most severe needs are those of people living in Jubaland State, South West State, the Hiraan region of Hirshabelle State and Banadir region, and Awdal region. The most significant needs include protection, food security, health, nutrition, education, WASH requirements, shelter, and camp coordination and camp management.

RESPONSE PRIORITIES AND FUNDING REQUIREMENTS


Considering insecurity, access constraints and estimated response capacity, the 2019 HRP will target 3.4 million people – 80 per cent of total people in need – with the provision of multisectoral humanitarian assistance and protection. In line with the Centrality of Protection Strategy, response activities are designed through a protection lens and will target in particular those living in the most vulnerable circumstances, including marginalized communities. Furthermore, humanitarian response will also contribute to resilience building and will compliment investments by development partners to foster sustainable resilience in beneficiaries and through institutional capacity-building. The HRP relies on a project-based costing methodology. Each cluster has defined targets and indicators for the provision of assistance, and projects correlate to the identified targets, with related budgeting. Compared with 2018, which set a financial requirement of \$1.54 billion, the financial requirements for 2019 have been reduced by 27 per cent²², with a total funding requirement of \$1.1 billion.²³ The reduced financial requirement is due to an improvement of the humanitarian situation, a more focused approach in defining humanitarian needs and a revised methodology in calculating the total number of people in need. Accordingly, compared with last year, humanitarian needs and corresponding targets have decreased by 32 per cent and 37 per cent, respectively.

²² The percentage reduction for the 2019 HRP will be updated once the funding requirements for 2019 have been finalized.

²³ The total funding requirements for the 2019 HRP are not yet finalized, and remain under discussion. The updated figure will be provided as soon as agreement has been reached.

South Sudan **HRP**

PEOPLE IN NEED



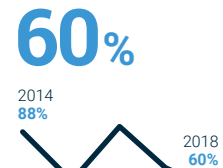
PEOPLE TO RECEIVE AID



FUNDING REQUIRED



COVERAGE IN 2018



PROJECTED SITUATION

The recently revitalized peace process offers new opportunities in 2019. However, the cumulative effects of years of conflict, violence and destroyed livelihoods have left 7.1 million people – about two thirds of the population – in need, the same number as in 2018. Five years of conflict have forced nearly 4.5 million people to flee their homes in search of safety, nearly 2 million of them internally. While the intensity of conflict may have lessened, vulnerable populations will continue to experience the impacts of the conflict. UN reports indicate that all parties to the conflict have repeatedly violated international humanitarian law and perpetrated serious human rights abuses, including sexual violence.

The conflict and associated economic decline have eroded the Government’s ability to provide consistent essential services to its people. Currently, one primary health centre serves an average of 50,000 people, and only 40 per cent of nutrition treatment centres have access to safe water – a gap that puts more vulnerable people at risk of malnutrition and disease.

Years of conflict, displacement and underdevelopment have limited people’s livelihood opportunities and weakened families’ ability to cope with the protracted crisis and sudden shocks, such as the death of a wage earner. Farmers have been displaced from their fertile land and the annual cereal production decreased by 25 per cent from 2014 to 2017. Nearly half the population will be severely food insecure between January and March 2019, similar to the same period in 2018, while the number of people in IPC Phase 5 is expected to double from the same period in 2018.

About 1.5 million people live in areas where the presence of armed groups and other impediments make it difficult for people to access assistance and protection services, as humanitarian activities are impossible or severely restricted. In 2018, more than 500 aid workers were relocated due to insecurity, disrupting essential services for prolonged periods.

RESPONSE PRIORITIES AND FUNDING REQUIREMENTS

The humanitarian response will target an estimated 5.7 million people²⁴ out of the 7.1 million people in need. Response activities will take place in every county of South Sudan. The response is expected to become more efficient in 2019 with the greater integration of services across sectors and expanded use of tools such as biometric registration to track response and understand trends. The revitalized peace process is also expected to ease the operating environment with the hope of increasing the reach of agencies, although progress will be gradual and will require close monitoring.

The 2019 HRP will request \$1.5 billion.²⁵ The appeal is lower than in 2018 and more tightly prioritized and targeted, in light of anticipated gradual improvements in the operating environment promised by the revitalized peace process, efficiencies gained in the humanitarian response, and considerations of 2018 cluster funding and reach.

²⁴ Planning figures are estimates, pending further consultations with the Government.

²⁵ The financial requirement is an estimate, pending further consultations with the Government.

Sudan ^{HRP}

PEOPLE IN NEED ²⁶

5.5M



PEOPLE TO RECEIVE AID ²⁶

4.3M



FUNDING REQUIRED

\$1.00B



COVERAGE IN 2018

60%



PROJECTED SITUATION

The situation in Sudan has evolved significantly in recent years, with a clear aim of the Government to shift towards peace and development programming. The collective outcomes framework that connects humanitarian and development programmes is a current focus of both the Government and the international community. While much work remains, progress has been made to enable the international community to invest more efforts and resources in life-changing as well as life-saving activities and durable solutions. Collective outcomes – around livelihoods, social services, the environment and governance – also provide an effective framework for the Government and the international community to engage so the balance can shift towards achieving sustainable development goals. However, Sudan is currently unable to benefit from debt relief and developing financing remains limited. Humanitarian funding, therefore, remains pivotal to mitigating risks and vulnerabilities while supporting the most vulnerable until development funds become more readily available.

With this backdrop, and in line with the objectives of the Sudan Multi-Year Humanitarian Strategy 2017–2019, the humanitarian community continues to focus on delivering life-saving assistance, including in response to South Sudanese refugees, and people in newly accessible areas in Darfur, South Kordofan, and Blue Nile. Second, humanitarian organizations will continue to ensure that the most vulnerable are able to have their basic needs met and access essential services. Third, partners will support improved nutrition status and increased resilience. Humanitarian operations will prioritize providing the most vulnerable with the necessary tools and resources to become more self-reliant, complemented by development programming to boost resilience and enable recovery.

Although the revitalized peace process in South Sudan, facilitated by Sudan, offers new opportunities, most South Sudanese refugees are expected to stay in Sudan during 2019. While access

has opened in some new areas in Darfur, South Kordofan and Blue Nile, the UN and partners will continue discussions to access vulnerable people in areas controlled by non-State actors and respond to their needs. Should these efforts be successful, this could lead to additional needs and response requirements.

One of the greatest challenges the most vulnerable face is an erosion of purchasing power due to the economic situation. Many are struggling to meet their essential needs, with the price of sorghum having risen by 138 per cent in one year. Recent studies show that vulnerable households are likely to adopt negative coping mechanisms, such as cutting expenditures on education, health, and other goods, and reducing the quantity and quality of meals. Malnutrition rates are likely to stay at high levels; about 2.4 million children under age five suffer from wasting annually, out of whom close to 700,000 suffer from severe acute malnutrition. Challenges in accessing development financing due to the impact of previous sanctions and the listing of Sudan as a State sponsor of terrorism is limiting the ability to offset social impact in these areas.

RESPONSE PRIORITIES AND FUNDING REQUIREMENTS

The downsizing of the UN–African Union peacekeeping operation in Darfur reflects significant improvements in the situation, including improvement in humanitarian access. It is important that international partners work closely with Government partners to support the effective delivery of humanitarian and protection assistance to the IDPs, returnees and refugees. Partners will also endeavour to put increased focus on community engagement to improve humanitarian programming throughout the programme cycle linking response efforts more closely with affected people's priorities. Humanitarian organizations, while focusing on the delivery of relief response, will also collaborate effectively on joint analysis and advocacy for recovery and development assistance to address the underlying causes of displacement.

²⁶ Figures refer to the 2018 HRP and will be updated when the 2019 HRP is finalized, pending ongoing consultations with the Government.

Latin America and the Caribbean

The Latin America and the Caribbean region faces chronic vulnerability to natural disasters and the impacts of climate change. People in the region are also increasingly impacted by deteriorating socioeconomic conditions, political instability and violence and insecurity.

South America and the Andean region are highly vulnerable to extreme weather events. As part of the Ring of Fire, they face the constant high risk of volcanic eruptions and earthquakes. Cities such as Quito, Ecuador's capital, Lima, Peru's capital, and Santiago, the Chilean capital, are at risk of both. In 2019, the region is also at risk from a probable El Niño phenomenon. In the Caribbean, islands affected by the devastating 2017 hurricane season are still recovering and strengthening resilience to future shocks. A strong hurricane season in 2019 could jeopardize such efforts.

RUMICHACA, BORDER OF ECUADOR WITH COLOMBIA

Laila Dalila Leon, 3 years old, looks at the Colombian customs sitting on the shoulders of her father, Jose Ramon Leon. Jose is a fisherman from Venezuela, but now he is travelling with his wife and two daughters to Quito, where he has heard that work and accommodation can be more easily obtained. Photo: UNICEF/Santiago Arcos

In the Northern Countries of Central America (NCCA), the death toll as a result of high levels of chronic violence and insecurity is 9 to 13 times higher than the world average. In 2018, the number of refugee and asylum claims from those countries rose by 63 per cent to 61,000 and the outflow of migrants and refugees is expected to remain elevated in 2019. Other indicators usually associated with major humanitarian crises and conflict settings, including internal and forced displacement, disappearances, recruitment of children by non-State actors, food insecurity, and sexual and gender-based violence have also shown a marked increase in recent years in the NCCA. Just as NCCA rural communities recover from the 2014 drought and the



El Niño phenomenon of 2015, the strongest recorded in recent history, they are now facing lower-than-average rainfall and drier conditions, causing a situation of food insecurity among the most vulnerable. Moderate to severe food insecurity could affect more than 2 million people in this subregion in 2019. Estimates indicate that 145,000 people were newly displaced in 2018, compared with 127,000 in 2017. These numbers are expected to increase in 2019 if the current dynamic of violence continues. The crisis in Venezuela has also impacted the region. More than 2.6 million Venezuelans have left their country, more than 1 million of them for Colombia, to seek access to essential services, better economic opportunities or for other reasons combined with pre-existing needs, which has led to an extremely complex environment of increasing humanitarian concern.

Haiti HRP

PEOPLE IN NEED

1.5M



PEOPLE TO RECEIVE AID

1.1M



FUNDING REQUIRED

\$117.4M



COVERAGE IN 2018

11%



PROJECTED SITUATION

The humanitarian situation in Haiti in 2019 and 2020 should be comparable to that of the past couple of years, without any significant change in humanitarian needs unless a major external shock hits the country. Humanitarian needs result from cyclical causes, such as natural disasters, epidemics, forced displacement, economic and political instability, as well as from structural causes, such as lack of access to essential services and infrastructure, poor socioeconomic conditions, weak governance, inequality and chronic poverty.

Most Haitians already live in precarious conditions, with limited access to essential services and livelihood opportunities. Many are unable to cope with new shocks, often relying on assistance in such events. Haiti remains highly vulnerable to natural disasters, such as hurricanes, earthquakes, droughts and floods. Such disasters can dramatically increase the number of people in need and the severity of their needs. During the second quarter of 2018, a drought affected five regions and erased the food security gains of the previous harvest. On 6 October 2018, a 5.9 magnitude earthquake killed 18 people, injured 724, destroyed 2,440 houses and damaged more than 29,260 houses, affecting more than 22,850 families in the Artibonite, North and North-West Departments. In addition, sudden changes in context, such as heightened social tensions or risks related to legislative and municipal elections in 2019, could degrade the living conditions of many.

In 2019, 1.5 million Haitians will need humanitarian assistance and protection services. This includes people with healthcare

needs, including those affected by or at risk of epidemics such as cholera, Haitians who face food insecurity, need urgent water, sanitation and hygiene support, and those who need shelter. Based on vulnerability to natural disasters, drought and epidemics, the Humanitarian Country Team has identified 29 communes across the country where people's needs will likely be more severe.

RESPONSE PRIORITIES AND FUNDING REQUIREMENTS

Of the estimated 1.5 million people in need, 1.1 million people will be targeted to receive humanitarian assistance in 2019. The 2019 HRP will focus on the most urgent needs, response to epidemics, and protection of fundamental rights. Supporting and strengthening the preparedness efforts of Haiti's Directorate of Civil Protection will also be a top priority. The Humanitarian Country Team has prioritized only the most vulnerable, including single-headed households, pregnant and lactating women, unaccompanied or separated children, persons with disabilities, survivors of gender-based violence, people living with HIV/AIDS, IDPs, returnees and persons at risk of statelessness. To meet their essential needs, funding requirements for 2019 will be \$117.4 million.

The HRP will be delivered alongside longer-term development engagement and complement other relevant programming instruments and strategies, such as the United Nations Development Assistance Framework (UNDAF), the National Plan for Disasters and Risk Management, and the National Plan for the Elimination of Cholera.

Middle East and North Africa

In the Middle East and North Africa (MENA), protracted armed conflicts, civil unrest and political instability continue to generate high levels of humanitarian need. Conflict in Yemen and ongoing hostilities in Syria in particular have created the world's most extreme humanitarian crises. While the situation in Iraq is stabilizing, IDPs and returnees continue to suffer from the impact of the conflict. In Libya and the occupied Palestinian territory, unrest is likely to continue.

In 2019, the overall level of humanitarian need in the MENA region is expected to remain extremely high, similar to 2018 levels. Millions of people across the region are food insecure, lacking access to essential services, suffering from long-term and repeated displacements, and in dire need of protection. The region is also prone to natural hazards, and people's vulnerability may be further impacted by flooding, sand and dust storms, and droughts in 2019.

Despite intense engagement with donors, including through high-profile donor conferences, the humanitarian response in the region faces a growing gap between needs and resources. Although just over \$5 billion was received by the end of October for 2018, the total coverage of financial requirements for HRPs in the region is only at 65 per cent of the total \$7.7 billion required. Without sufficient funding, human suffering will only continue, and in some places may even increase.

The scale of humanitarian need in the MENA region is the result of a failure to address the root causes of these devastating crises. The humanitarian community will continue to advocate for lasting political solutions to conflict, which is the only way to sustainably alleviate the suffering of millions of civilians. At the same time, in 2019 humanitarian organizations will continue to advocate for the protection of and access to civilians caught up in these conflicts.

GAZA CITY, OPT

Salah Hajjaj and his sister help their mother, Mouna, who is hanging laundry out to dry, on the roof of what remains of their home, in the Shejaiya neighbourhood of Gaza City, oPt.

Photo: UNICEF/EI Baba



Iraq HRP

PEOPLE IN NEED

6.7M



PEOPLE TO RECEIVE AID

1.8M



FUNDING REQUIRED

\$570.0M



COVERAGE IN 2018

80%



PROJECTED SITUATION

The period between 2014 and 2017 was characterized by a scale-up to a Level 3 emergency response to the massive humanitarian needs arising from the Government of Iraq's conflict with the Islamic State in Iraq and the Levant (ISIL) armed group. Years of intensive fighting have displaced 6 million people. Since the end of hostilities, almost 4 million IDPs have returned to more than 1,400 areas of origin across Iraq's seven governorates. The return of IDPs is a significant step towards durable solutions in the aftermath of the conflict. Despite the scale of return, the rate of IDP return steadily decreased in 2018, with returns significantly less than initially projected.

More than 1.9 million IDPs remain displaced, of which more than half have been displaced upward of three years. It is these long-term IDPs that now make up most of the still displaced population. These IDPs reside both in camps and in informal settlements and are dealing with protection concerns and lack of access to essential services, which can place a burden on already vulnerable host communities.

It is difficult to gauge IDPs' plans to resolve their situation, but reasons for continued displacement invariably include destroyed, occupied or disputed housing, the presence of explosive hazards, the absence of livelihoods and services, and lack of social cohesion and security. It is becoming increasingly clear that a significant majority of current IDPs may not return to their area of origin. Data related to IDPs show that the number of those who wish to pursue solutions other than return to their area of origin may have been underestimated.

RESPONSE PRIORITIES AND FUNDING REQUIREMENTS

In 2019, a responsible transition from humanitarian relief towards recovery, stabilization and development solutions will be necessary to avoid the risk of more protracted displacement and ensure that returns which have taken place are sustainable. Towards this end, while continuing to provide life-saving assistance to Iraq's most vulnerable, the response under the HRP will effectively target post-conflict transition towards durable solutions, strengthening the centrality of protection across the humanitarian response, and preparedness for further conflict-induced displacement, natural hazards and disease outbreaks.

Between 2018 and 2019, the number of people in need is expected to decrease from 8.7 million to 6.7 million, and the number of those likely to receive assistance under the HRP is estimated to decrease from 3.4 million to 1.8 million. Those targeted for humanitarian assistance include 500,000 returnees facing the most severe conditions, 500,000 IDPs in camp settings, 550,000 IDPs in out-of-camp sites and 200,000 IDPs living with host communities. The response will be geographically focused in 35 of Iraq's more than 100 districts. The financial requirements of the 2019 HRP are estimated to be about \$570 million,²⁷ slightly higher than for the 2018 HRP, as humanitarians grapple with specific challenges and related costs of protracted displacement and scaling up programming for preparedness activities. The needs of 250,000 Syrian refugees in Iraq will be addressed separately through the Syria 3RP.

²⁷ Final requirements will be confirmed when the 2019 HRP is formally launched in December 2018.

Libya HRP

PEOPLE IN NEED

823k



PEOPLE TO RECEIVE AID

552k



FUNDING REQUIRED

\$202.0M



COVERAGE IN 2018

25%



PROJECTED SITUATION

Some 823,000 people in Libya, including about 248,000 children, need humanitarian assistance, due to persisting political instability, conflict and insecurity, a deteriorating public sector and a dysfunctional economy. Half of the people in need are Libyans, including IDPs, returnees, non-displaced conflict-affected people and host communities, while the other half are refugees and migrants. Humanitarian needs in Libya centre around protection, access to critical services such as health care and education, and access to basic household goods and commodities.

Refined needs analysis data and more-focused targeting of the most vulnerable people have reduced the estimate of the number of people in need in 2019 compared with the previous year. However, this does not reflect an improvement of the overall humanitarian situation.

The protracted crisis in Libya is expected to continue in 2019 due to interlinked political, security and economic crises that drive conflict, damage the economy, weaken state institutions, and allow for criminal gangs and the existence of armed militias. The liquidity crisis and parallel market inflation, as well as a deteriorating public sector, will further affect access to essential goods and services. Continued localized conflicts and insecurity will lead to new displacements. People wishing to return to areas formerly affected by armed conflict will continue to be hindered by insecurity and the presence of explosive remnants of war.

As a result, families and individuals are less able to withstand the impact of the crisis or ensure their basic safety, security and welfare. Protection issues remain of growing concern due to conflict and violence, human rights violations and abuses, the presence of explosive hazards, breakdown of the rule of law, and constrained access to critical services.

Libya remains a transit and destination country for migrants and refugees, who face dire living conditions and are victims of physical and mental abuse, discrimination, exploitation, gender-based violence, arbitrary arrest and detention.

RESPONSE PRIORITIES AND FUNDING REQUIREMENTS

In 2019, humanitarian organizations will target some 552,000 people, including Libyans, refugees and migrants, with life-saving and protection support, focused on preventing loss of life and reducing suffering. The humanitarian response aims to improve safe and dignified access to essential goods and services and to enhance protection and promote adherence to international law. The response priority is to provide effective humanitarian assistance to people with the most severe needs, including vulnerable groups, such as displaced people in informal settings, refugees and migrants in detention centres and those from sub-Saharan African countries, the Tawergha, and severely affected women, children, and persons with disabilities. Delivering an efficient, coordinated and well-integrated response, guided by the centrality of protection and accountability to affected populations, is integral to the Libya response. It will provide immediate support to people in need in synergy with development assistance, which delivers sustainable solutions to the multiple challenges arising from the crisis in Libya.

The funding requirement in 2019 is \$202 million, based on a project-costing methodology. The international humanitarian community has re-established a presence in Tripoli and is scaling up in the east and south. Insecurity and financial constraints still challenge operations in Libya, reaffirming the importance of working closely with and strengthening the capacity of local actors to respond to the needs of their communities.

IN FOCUS

COMBINING ANALYSIS ON SEVERITY AND SCALE OF NEEDS

The combination of the severity of needs analysis and scale of needs has enabled the sectors to lead an evidence-based project prioritization process, ensuring the overall response is focused on the most severe needs areas and/or the greatest number of people in need. This analytical work has ensured that specialized interventions will respond to specific needs, and a better understanding of the linkages between the infrastructural drivers and the immediate humanitarian needs. The 2019 HRP thus is strategically focused on the immediate life-saving response, paving the way for resilience actors to invest in reducing vulnerabilities and recurring needs.

occupied Palestinian territory **HRP**

PEOPLE IN NEED



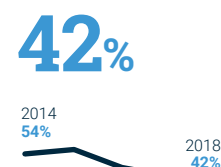
PEOPLE TO RECEIVE AID



FUNDING REQUIRED



COVERAGE IN 2018



PROJECTED SITUATION

Humanitarian needs are expected to increase in the occupied Palestinian territory (oPt) in 2019, and the main drivers of humanitarian vulnerability are expected to remain largely unchanged.

The humanitarian situation in the Gaza Strip is likely to remain extremely fragile. The long-standing Israeli blockade on Gaza, imposed citing security concerns, is expected to continue, alongside the internal Palestinian political divide. Both factors are likely to prevent a genuine improvement in the access of people to livelihoods and basic services. As a result, the health system is likely to remain overstretched, clean water and sewage treatment will be insufficient, and the level of unemployment will remain high. Both factors will also prolong the existing environment conducive to violence, in which further demonstrations, clashes and casualties may emerge.

In the West Bank, policies and practices affecting vulnerable communities in Area C, East Jerusalem and the Israeli-controlled part of Hebron city are expected to continue, putting Palestinians at risk of forcible transfer. These include demolitions, forced evictions, discriminatory planning policies, access and movement restrictions, settlement expansion and settler violence, and the continued loss of access to and use of land and resources.

As a result, humanitarian needs are expected to further deepen in 2019. At least 1.9 million Palestinians will be at risk of conflict and violence, forcible displacement and denial of access to livelihoods, and in need of protection assistance. This includes vulnerable households that have resorted to negative and harmful coping mechanisms. Overall, 1.6 million Palestinians – 31.5 per cent of the population – the majority of whom reside in Gaza, are considered food insecure and will remain in need of food assistance or other forms of social transfers, according to 2014 figures. Palestinian refugees, female-headed households, and farmers, herders and fishers are particularly vulnerable considering their direct exposure to the effects of the conflict and their dependence on small-scale productive activities to meet their daily needs.

RESPONSE PRIORITIES AND FUNDING REQUIREMENTS

The 2019 HRP will mark the second year of the 2018–2020 multi-year humanitarian response strategy. Some 2.5 million people have been jointly identified by the humanitarian community as in need of humanitarian assistance and protection in 2019. These needs will be addressed through efforts that protect the rights of Palestinians living under occupation, provide access to basic services for those who are vulnerable, and support the ability of Palestinians to cope with and overcome the effects of the protracted crisis, while more sustainable solutions are sought. The 2019 HRP will maintain the centrality of protection²⁸ at all levels of humanitarian action, as a shared system-wide responsibility.

Despite increasing needs, the number of people targeted for humanitarian assistance and protection in 2019 will be lower than the previous year. Some 1.4 million people will be targeted in 2019, compared with 1.9 million in 2018. This reduction in the number of people targeted is due to the decrease in funding for the oPt. In 2018, the funding levels for the humanitarian response were the lowest ever, and the operational space for humanitarian action has diminished.

As a result, humanitarian organizations have been forced to reduce their planned interventions for 2019 by strictly focusing on the most severe needs, in coherence with the funding predicted for the year. This approach, for lack of a better alternative, leaves many Palestinians without the humanitarian assistance and protection they critically need. Humanitarian organizations stand ready and able to respond to Palestinians not covered by the response plan in 2019 should operational conditions and funding be improved.

The 2019 HRP uses the project-based costing approach. Compared with the 2018 HRP, the funding requirements have decreased by 35 per cent, and represent the lowest since the Consolidated Appeal Process for oPt in 2006.

²⁸ For more information on the Centrality of Protection in Humanitarian Action, please see https://interagencystandingcommittee.org/sites/default/files/centrality_of_protection_in_humanitarian_action_statement_by_iasc_princi.pdf

Syria **HRP**

PEOPLE IN NEED ²⁹

13.0M



PEOPLE TO RECEIVE AID ²⁹

11.2M



FUNDING REQUIRED ²⁹

TBC



COVERAGE IN 2018

60%



PROJECTED SITUATION

The political and security landscape in Syria is likely to remain complex and fluid in 2019, most notably in the north-west, and possibly in parts of the north-east. Other areas will see increased stability and security, including in areas where changes of control took place in 2018.

The level of spontaneous return of IDPs may exceed the level of new displacement for the first time in 2019, but conditions for safe, voluntary and dignified return are not anticipated to be in place across much of the country. Living conditions in overcrowded IDP sites, the needs of host communities and the impact of drought on food security and livelihoods will be key concerns, as will the impact of funding-related cuts for assistance to vulnerable Palestinian refugees.

An estimated 13 million people are likely to continue to require humanitarian assistance in 2019, with life-saving assistance and protection needs, as well as early recovery and livelihoods support expected to become more pronounced. Humanitarian partners have identified six broad vulnerability categories, indicative of particularly severe needs cutting across sectors: i) people living in hard-to-reach or newly accessible areas; ii)

people currently or recently exposed to high intensity of hostilities and living in areas contaminated with explosive hazards; iii) IDPs living in last-resort sites; iv) newly displaced populations; v) spontaneous/self-organized returnees; and vi) overburdened host communities.

RESPONSE PRIORITIES AND FUNDING REQUIREMENTS

Similar in scope to 2018, the response under the 2019 HRP will continue to be prioritized based on i) protection and vulnerability criteria for groups at highest risk, and ii) geographical severity of needs, both sectoral and intersectoral. This approach will continue to ensure a focus on life-saving activities and protection efforts, particularly in areas affected by hostilities, with a high density of IDPs, and where gaps in response are most pressing. At the same time, support for basic service provision and expanded access to livelihood opportunities will be more prominent. Ensuring continuity of services and assistance through the most direct routes will remain a priority, as will sustained advocacy to improve the quality of humanitarian access from inside Syria. Cross-border assistance is expected to continue to provide a critical lifeline to millions of people in the north-west of the country.

IN FOCUS



RUKBAN, SYRIA

IDP children in Rukban makeshift settlement (southern Syria) during delivery of humanitarian assistance in November 2018. Photo: OCHA/Fadwa Baroud

PROTECTION RISK ASSESSMENT/ANALYSIS

The humanitarian response inside Syria presents numerous challenges and risks, including to the physical safety of beneficiaries; sexual exploitation and abuse; and the potential for tensions within communities over access to assistance. Since 2017, all projects in the HRP include a mandatory Protection Risk Assessment/Analysis. This unique feature of the Syria response aims to enhance the centrality of protection by enhancing partners upfront analysis of protection risks that different beneficiary groups may face during implementation, and to proactively identify measures to mitigate these risks.

²⁹ Figures for Syria will be confirmed upon finalization of the 2019 HRP. Current estimates indicate that needs will be at a similar level as 2018, and that financial requirements for 2019 will be similar to the \$3.5 billion requested in 2018.

Yemen HRP

PEOPLE IN NEED*

24.0M




PEOPLE TO RECEIVE AID*

15.0M



FUNDING REQUIRED*

\$4.00B



COVERAGE IN 2018

77%



PROJECTED SITUATION

The humanitarian crisis in Yemen remains the worst in the world. Nearly 80 per cent of the entire population – 24 million people – require some form of humanitarian assistance and protection. Eighteen million people across the country are food insecure, including 8.4 million who are suffering from extreme hunger. Seven million Yemenis are malnourished, including close to 2 million children and more than 1 million lactating and pregnant women. One third of all districts in the country are already pre-famine and at least 12 million Yemenis may require food assistance in the months ahead unless urgent steps are taken to increase household incomes, expand imports and ease monetary restrictions.

The impact of the conflict is staggering. Partners estimate that as many as 57,000 people have been killed or died since 2015. As many as 3.9 million people have been displaced in the past three years, including 600,000 people who have fled the intensive fighting and strikes in Huydaydah Governorate since June. According to partners, more than 13,500 conflict-related incidents have been recorded between January and mid-November 2018, including many that resulted in the damage or destruction of civilian facilities including irrigation systems, agricultural sites, schools, hospitals, water points and sanitation plants.

More than a quarter of all children are out of school and civil servants and pensioners in northern Yemen have not been paid salaries and bursaries for years. Fifty per cent of health facilities are shut and more than 70 per cent do not have regular supplies of essential medicines. Last year, Yemen was hit by the worst cholera outbreak in modern history, impacting close to 1 million people.

The Yemeni economy is on the verge of collapse. Cumulative losses in real GDP are estimated at 47.1 per cent over the past three years. More than 600,000 jobs have been lost. Between June and September, only one letter of credit for importers of food and fuel was issued. Shortages of foreign exchange, artificial increases in money supply, lack of liquidity, restrictions on imports and remittances, long delays at ports and irregular

customs and taxes are driving the country to the brink of famine. The cost of a food basket has increased by 60 per cent in the past 12 months and fuel prices have doubled in the past 2. Hundreds of thousands of families are being forced out of local markets, unable to purchase the basic necessities required to survive.

RESPONSE PRIORITIES AND FUNDING REQUIREMENTS

In response to the crisis, more than 200 humanitarian organizations have launched the largest humanitarian operation in the world. Each month, the UN's World Food Programme is distributing 100,000 metric tons of food commodities at more than 5,000 points, reaching more than 8 million Yemenis. During the past year, nearly 9 million people have received health care, 10 million have received water and sanitation support and 4.6 million people have benefitted from nutrition programmes. Nearly 3 million are receiving protection services.

In the face of one of the largest food crises in recent memory, humanitarian organizations are doing everything possible to scale up operations to roll back food insecurity and avert famine. Organizations are working around the clock to upgrade and expand the logistics framework, open additional hubs in high-risk districts and introduce a new risk management system to help improve the operating environment. Strategies for averting famine, alleviating hunger, reducing malnutrition, protecting civilians, fighting cholera and water-borne diseases and slowing institutional collapse are being revised and fine-tuned. Based on the preliminary results of country-wide assessments, including the IPC, at least 24 million Yemenis are in need of humanitarian assistance. Humanitarian organizations are likely to require close to \$4 billion during 2019 to address the immediate and life-saving needs of an estimated 15 million people, of whom 14 million are in acute need.

To ensure funds are channelled into the activities that will have the most and quickest impact, the 2019 HRP is being sequenced across first-line, second-line and full-cluster activities.

* Figures are initial estimates. Financial requirements, people in need and people to receive aid will be confirmed upon finalization of HRP.

West and Central Africa

Despite a relatively good agricultural season, millions of people across the Sahel remain extremely vulnerable to food insecurity and malnutrition, as well as seasonal peaks of epidemics and natural disasters.

SAHEL DESERT, WEST AFRICA

Lack of water and fodder has pushed millions of pastoralists on the Sahel transhumance routes many months earlier than in normal years. Walking hundreds of kilometres and often across borders, herders and cattle are extremely vulnerable. Weak animals are concentrating in scarce water and grazing land, meaning animal pests are quickly spreading. Resources in host communities are thinly stretched and often insufficient, and conflicts between farmers and herders are increasing. Photo: OCHA


The political environment in the region remains tense. In particular, the conflict in the Lake Chad Basin is likely to continue in 2019, with security conditions in many areas still not conducive for returns. In Cameroon, the political crisis in the Anglophone zones could escalate. The situation in Mali may deteriorate, increasingly affecting northern Burkina Faso and western Niger. In CAR, the outlook is gloomy, with persistent violence affecting civilians and stifling humanitarian response. In DRC, the December 2018 presidential and legislative elections risk triggering new conflict, with potential impact on neighbouring countries, and the risk of epidemics including cholera and Ebola remains high. In Nigeria, general elections in February 2019 will increase the risk of tension and violence. Intercommunal tension in Nigeria's Adamawa State is likely to continue.

Worsening insecurity, violence against aid workers and constrained access are key challenges in delivering assistance in the Lake Chad Basin and conflict-affected zones in the Sahel countries, CAR and DRC. Humanitarian organizations continue to assist vulnerable populations in conflict-affected areas by adapting operational strategies to secure access. A collaborative approach between humanitarian, development, security and political actors promoting civilian safety protection and facilitating access for emergency relief will set the foundation to address poor investment and improve livelihoods and governance.



Cameroon HRP

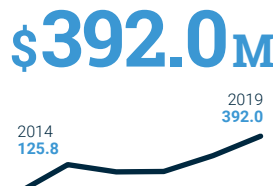
PEOPLE IN NEED



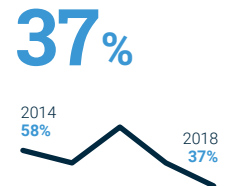
PEOPLE TO RECEIVE AID



FUNDING REQUIRED



COVERAGE IN 2018



PROJECTED SITUATION

In 2019, people in Cameroon will continue to be confronted with three major and interconnected complex crises: Boko Haram violence in the Far North region; consequences of the influx of refugees from the Central African Republic into the eastern regions (Adamawa and East); and growing humanitarian needs in the North-West (NW) and South-West (SW) anglophone regions. These challenges are reinforced by structural factors and chronic vulnerabilities that hinder the long-term recovery of affected people.

Overall, the situation across the Adamaoua, East and Far-North regions is projected to remain unchanged in 2019, but is likely to continue to deteriorate in the SW and NW regions. In 2019, some 4.3 million people in Cameroon are estimated to require humanitarian assistance, with the majority being women and children. This represents a 31 per cent increase compared with 2018, mainly due to the worsening situation in the SW and NW regions. The number of people in need has also grown because more people who host IDPs and returnees despite scarce resources have been targeted to receive humanitarian assistance. Food insecurity will continue to represent the largest caseload, with 2.8 million people severely affected and 340,000 children under age 5 estimated to suffer from acute malnutrition. Another 2.2 million people will require protection assistance due to restricted freedom of movement, ongoing hostilities or the threat of violence and abuse. People who have newly arrived in the Far North will also be highly vulnerable because of loss of property, limited access to services, and general mistrust and stigmatization by community members on suspicion of collaboration and affiliation with Boko Haram.

RESPONSE PRIORITIES AND FUNDING REQUIREMENTS

Out of the total 4.3 million people in need, humanitarian organizations will aim to reach 2.3 million people in 2019, and require \$392 million to meet essential needs. Agile emergency humanitarian interventions will remain critical and prioritization will go beyond status (IDP, returnee, etc.) based on the identification of the most vulnerable population groups found in the Humanitarian Needs Overview (HNO). This approach recognizes that humanitarian needs are exacerbated by underlying structural causes. It will encourage joint and integrated humanitarian interventions in specific geographical areas in complementarity with development actors to maximize impact.

Based on the sector severity analysis conducted during the HNO process, partners have geographically and gradually sequenced their priorities for the four-year HRP, from life-saving humanitarian interventions towards longer-term programming, when and where appropriate. In 2017, the HCT approved the “why not cash” approach that advocates for cash-based responses, which is expected to continue to be applied in 2019. Intersectoral response will also be encouraged where existing enablers – including partners’ operational capacity and funding – are available. Humanitarian access will likely remain limited in conflict-affected areas and a flexible approach will be required to reach as many IDPs, returnees and host communities as possible.

Central African Republic ^{HRP}

PEOPLE IN NEED

2.9M




PEOPLE TO RECEIVE AID

1.7M



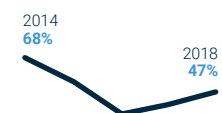
FUNDING REQUIRED

\$430.7M



COVERAGE IN 2018

47%



PROJECTED SITUATION

The number of people in need of assistance and protection in the CAR has increased from 2.5 million in 2018 to 2.9 million in 2019, of whom 1.7 million are in need of acute and immediate assistance. This is a 16 per cent increase since last year, and represents 63 per cent of the country's total population of 4.6 million people.

More people are affected by the intense conflict in several regions of the country, and many people are experiencing increasing difficulties accessing assistance alongside the continued absence of essential services. Additionally, an increasing number of security incidents have affected the ability of humanitarian organizations to reach people in need. The people experiencing the most critical needs include IDPs (643,000 persons), returnees or repatriated people (252,000 persons), host communities (271,000 persons) and some non-displaced people (1.8 million persons). About one in five Central Africans has been forcibly displaced and the CAR refugee population in neighbouring countries is estimated to be 573,000. Conditions for comprehensive and sustainable returns are still impeded by insecurity and protection issues, as well as lack of access to essential services and legal support.

The current social, political and economic indicators suggest that the humanitarian situation could further deteriorate in 2019. The slow and insufficient deployment of State-run essential services, the lack of progress towards political solutions, continued activity by armed groups and intercommunal tensions in many

parts of the country are likely to result in recurring violence and widespread insecurity.

Lack of humanitarian access is likely to remain a key impediment to assessing needs and delivering assistance. Violence against humanitarian organizations averaged more than one incident per day on between January and September 2018, and attacks on civilians averaged 34 incidents per day during the same period. Attacks are likely to continue to increase in 2019, leading to a reduction in the field presence of humanitarian organizations in certain areas where needs are most acute.

RESPONSE PRIORITIES AND FUNDING REQUIREMENTS

The strategic objectives of the CAR HRP are being developed in an extremely complex operating environment and dwindling financial resources. In 2019, the humanitarian response will focus on integrating protection, humanitarian principles and proximity of the response to people in need across these objectives.

Using unit based costing, clusters assessed the cost of each sectoral activity in the sub-prefectures that scored at least 3 in the severity of needs on a 0–6 scale, thus targeting only people with the greatest need of humanitarian assistance according to their vulnerability. Ongoing interventions by development actors were also taken into consideration to strengthen the humanitarian-development nexus and avoid possible overlaps. As a result of this tightened targeting and prioritization, the estimated funding requirement for 2019 is \$430.7 million.

IN FOCUS

THE PERCEPTION OF PROTECTION TOOL (2P)

The objective of the 2P is to show priority areas needing protection measures, based on: 1) the frequency by which each area has been raised/ reported during protection related fora, and 2) the number of people in need of protection in the area. The 2P Tool helps all protection actors promote protection priority areas where advocacy efforts must be raised; presence and scale up are necessary to curb protection risks and incidents; and monitoring is key to either lower the protection risks, or to conduct an initial assessment of the protection needs in blind spots.

Humanitarian actors now have a commonly agreed upon tool to advocate for protection needs, while MINUSCA actors can refer to the 2P as a snapshot of possible measures to take as part of their primary POC mandate in CAR – this slows for a better collaboration between actors.

Chad HRP

PEOPLE IN NEED



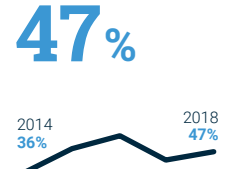
PEOPLE TO RECEIVE AID



FUNDING REQUIRED



COVERAGE IN 2018



PROJECTED SITUATION

In 2019, internal and regional political, military and socioeconomic challenges will continue to contribute to the vulnerability and suffering of millions of people in need of humanitarian assistance in Chad. In the northern regions bordering Libya, the security situation has deteriorated due to ongoing fighting between the Chadian army and Chadian rebel groups operating across the border. In the Lac region, Boko Haram is likely to maintain an offensive posture, causing additional displacement and delaying the return of more than 124,000 IDPs to their homes. In the eastern part of the country, the tripartite agreement signed in 2017 by Chad, the Sudan and UNHCR has yielded modest results. So far, only 353 of the 336,000 Sudanese refugees returned to Darfur. In 2019, voluntary returns are expected to remain low. In the south, the prospect for return of refugees from CAR is low due to insecurity.

The socioeconomic crisis and subsequent austerity measures will continue to impact the living conditions of Chadians. On a positive note, the preliminary results of the 2018/19 agropastoral season point to a probable increase in cereal production compared with the previous season. However, some areas are likely to experience a drop in agricultural productivity, particularly in the Sahel belt, due to a rainfall deficit and poor geographic distribution of rains. The sustained closure of the borders with Nigeria and CAR will continue to hinder livestock trade and transhumance. The humanitarian needs analysis of the country shows that vulnerable people are spread over a large part of the

territory, particularly in the Sahel belt and border areas. People in regions affected by displacements (East, Lac and South) are more vulnerable due to pressure exerted by the displaced population on natural resources and lack of essential services.

In 2019, humanitarian operations will remain vital to address food insecurity, malnutrition and recurrent epidemics, and to meet the needs of more than 330,000 Sudanese refugees. Humanitarian actors will also provide emergency assistance to more than 173,000 people displaced by the armed conflict in the Lac region and to 145,000 refugees and returnees from CAR. In 2019, 4.1 million are in need of humanitarian assistance, which is almost a third of Chad's population, and humanitarian organizations will aim to reach 1.7 million people with humanitarian assistance.

RESPONSE PRIORITIES AND FUNDING REQUIREMENTS

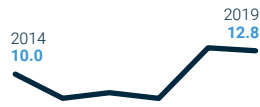
The 2019 humanitarian response will focus on areas where vulnerability levels are the highest. This includes the areas of the Lac region and eastern and southern Chad that are hosting refugees or returnees, as well as the Sahel belt, where food insecurity and malnutrition are severe. Humanitarian organizations will prioritize providing a multisectoral emergency response to the most vulnerable people and improving access to basic social services and livelihoods through sustainable solutions. The organizations will also focus on protection for and advocacy on behalf of affected communities in the Lake Chad area and the south and supporting voluntary returns in areas of origin with assistance packages. The funding requirement for the response will be about \$500 million.³⁰

³⁰ This figure is an initial estimate. The financial requirements will be confirmed upon finalization of the HRP.

Democratic Republic of the Congo HRP

PEOPLE IN NEED*

12.8M



PEOPLE TO RECEIVE AID*

9.0M



FUNDING REQUIRED*

\$1.65B



COVERAGE IN 2018

44%



PROJECTED SITUATION

The humanitarian crisis in DRC is projected to remain acute, due to socioeconomic challenges and persistent conflict in parts of the country. Major humanitarian challenges remain. Due to declining agricultural activity, some 12.8 million people will face food insecurity, including 4.3 million malnourished children, of whom at least 1.3 million will be suffering from severe malnutrition.

The risk of epidemics will remain significant as well in the first quarter of 2019, with the persistence of cholera and the Ebola outbreak that was declared in August 2018 in North Kivu and Ituri. At least 8.5 million people are at risk of epidemics, including 2 million from cholera.

As a result of security improvement in parts of the country, some 2.9 million people should return to their areas of origin, exceeding the new displacements which are expected to be about 1.3 million. This massive return will create significant needs, especially in protection, health, agricultural production and livelihoods. However, insecurity will remain high in several parts of the country, and some 5.7 million people will also need protection, while 9.8 million vulnerable people will need multisectoral assistance related to the loss of access to essential services and goods.

The Humanitarian Forum in October 2018 signalled a renewed interest by the national authorities to be involved in humanitarian action, and an opportunity for the humanitarian community to strengthen links with national partners at both strategic and technical levels.

RESPONSE PRIORITIES AND FUNDING REQUIREMENTS

This year's humanitarian response plan will aim to assist 9 million of the most vulnerable people in DRC, significantly fewer than the total people in need. This gap is the result of factors such as access, funding constraints and operational capacities. Given the high numbers and acute vulnerability of returnees, assistance for reintegration will be prioritized, while collaboration across the humanitarian-peace-development nexus will be strengthened to find durable solutions to protracted displacement. The level of response will remain high in the east and the Greater Kasai region, where massive displacements of the population are expected. Besides IDPs and returnees, refugees, host communities and repatriated Congolese will also be targeted to receive humanitarian assistance. Attention will be paid to protection issues, with closer collaboration with protection and stabilization actors and strengthened civil-military coordination. Multisectoral interventions will also target people at risk of epidemics and malnutrition, especially in the context of high levels of food insecurity. Continued efforts will be made to improve data collection and management, scale-up of WFP's free hotline for beneficiaries to all humanitarian organizations, and capacity-building in rapid multisectoral assessment.

IN FOCUS



MINOVA IDP SITE, DRC

The Minova IDP site in South Kivu, DRC, started spontaneously when hundreds of families fled the overtaking of the city of Goma by armed groups in 2007. Photo: OCHA/Eve Sabbagh

ANALYTICS TECHNIQUES TO PROJECT POPULATION MOVEMENTS

In 2018, advanced analytics was used to project population movements in 2019. Using historical data from multiple preferred sources, OCHA conducted an analysis of causes and consequences of conflicts and natural disasters in the DRC over the past decades. A risk chart was developed with inputs on incidents and their impact was collected during regional humanitarian workshops. The accuracy of internal displacement projections for the first half of 2018 did not exceed a margin of error of 5 per cent.

* Given the evolving humanitarian situation on the ground the current planning figures are best estimates and will need to be updated in early 2019.

Mali HRP

PEOPLE IN NEED

3.2M



PEOPLE TO RECEIVE AID

2.3M



FUNDING REQUIRED

\$310.0M



COVERAGE IN 2018

52%



PROJECTED SITUATION

The humanitarian situation in Mali has significantly deteriorated over the past year due to conflict and increasing intercommunal clashes in the country's northern and central regions. Moreover, the poor rainy season in 2017 has continued to impact the livelihoods of the most vulnerable people.

Even though the agropastoral production for 2018 was average or better, it is still difficult to predict the impact on the overall humanitarian situation because of people's eroded coping mechanisms. The security situation remains unpredictable and could continue to deteriorate in northern and central Mali if a sustainable solution is not found for the conflict and intercommunal clashes.

An improvement in the security situation would require an effective implementation of the peace agreement in the north, the restoration of the rule of law and basic social services in the entire territory of Mali, and the ability of national and international forces to ensure the protection of civilians. Although the prospects for the agricultural season for 2019 are average to above average, food insecurity will continue to affect hundreds of thousands of households in areas with poor agropastoral production due to conflict, rainfall deficit in certain areas and loss of crops from flooding.

The results of the 2018 SMART survey show that four regions surpass the WHO Global Acute Malnutrition alert threshold of 10 per cent: Gao, Menaka, Segou and Tombouctou. The severe acute malnutrition rate remains at a worrying level, as the national rate of 2 per cent is still above the emergency threshold.

Overall, 7.2 million people living in Mali's 50 cercles, or administrative districts, are affected by the consequences of the conflict and natural hazards such as drought and floods. Among them, 3.2 million people are in need of humanitarian assistance in 2019.³¹ The people affected are mostly located in the conflict-prone areas in the northern and central regions of the country, as well as areas in the southern regions affected by recurrent food insecurity

and malnutrition crisis and floods. The most vulnerable groups include IDPs, returnees, refugees and their host communities, and agropastoral households. Among them, women and children are considered to be the most vulnerable, as they are more exposed to protection abuses in conflict situations and to severe malnutrition in the Sahel region in general.

RESPONSE PRIORITIES AND FUNDING REQUIREMENTS

The number of people in need of assistance is expected to reach 3.2 million (or one out of five people in Mali) in 2019, a decrease of more than 1 million people compared with the beginning of 2018. Humanitarian organizations will target about 2.3 million of the most vulnerable people, complementing humanitarian programmes undertaken by the Government and entities not participating in the HRP and considering the efforts of development actors. Humanitarian organizations have considered access constraints and their operational capacities in determining the number of people they can realistically assist.

In support of national efforts, humanitarian organizations will contribute to the achievement of three key strategic objectives in the 2019 HRP: 1) save and preserve lives, restore dignity and ensure minimum access to essential social services (health/nutrition, WASH, education) for acutely vulnerable populations through integrated emergency assistance in coordination with development partners; 2) anticipate and respond to recurrent shocks by strengthening the resilience of communities to reduce the vulnerability of affected populations; and 3) ensure a humanitarian protection response for conflict-affected people at risk of violations of human rights, refugee law and international humanitarian law, accountability to affected populations and humanitarian access.

Based on projects submitted in the HPC Project platform, an estimated \$310 million will be required for the response effort in Mali. This estimate will be reviewed at the end of the ongoing project review process.

³¹ There has been a drastic change in the *Cadre Harmonisé*, resulting in a decrease in the projected number of people affected by food insecurity from 4.7 million to 3.4 million and the people in need from 4.7 million to 2.2 million. This has positively impacted the global key figures.

Niger **HRP**

PEOPLE IN NEED

2.3M



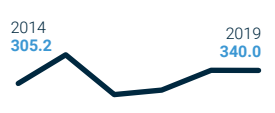
PEOPLE TO RECEIVE AID

1.7M



FUNDING REQUIRED

\$340.0M



COVERAGE IN 2018

47%



PROJECTED SITUATION

The structural deficiencies in Niger persist and are unlikely to improve significantly next year. As such, people in Niger will remain very vulnerable to climatic instability, large-scale malnutrition, food insecurity and disease outbreaks. Moreover, the armed conflicts in Mali and Nigeria will continue to result in instability in the border areas.

Compared with the previous year, the south-east region of Diffa, bordering Nigeria, has experienced relatively few new mass displacements despite the greater number of civilians killed by violence during 2018. It is foreseen that the existing situation will persist and that returns will continue to be limited, although the elections in Nigeria in 2019 may change this outlook significantly if accompanied by violence. On the other hand, the regions of Tillabéri and Tahoua, which border Burkina Faso and Mali, have witnessed significant new mass displacements, which is expected to continue in 2019.

The situation in Niger is projected to remain similar to that in 2018 and preceding years, with 2.3 million people in need of assistance. The largest caseload will continue to be linked to malnutrition, with some 1.7 million people suffering from acute malnutrition, including 1.3 million children under the age of 5.

Despite relatively good rainfall in 2018, food insecurity levels will remain high, with some 1.5 million people living in regions categorized by the *Cadre Harmonisé* scale as being in “crisis” phase or higher.³² Regarding insecurity in the border areas, it is anticipated that 150,000 persons will be internally displaced in the regions of Tahoua and Tillabéri.

RESPONSE PRIORITIES AND FUNDING REQUIREMENTS

In 2019, some 1.7 million people will be targeted to receive humanitarian assistance, and the financial requirement to respond to their needs will be \$340 million. The humanitarian response will continue to focus on malnutrition, food insecurity, epidemics, flooding and displacement-related issues. Humanitarian access is likely to remain limited in the border areas and a flexible approach involving the activation of humanitarian corridors and airborne capacity will be required to reach as many internally displaced persons and host communities as possible. The launch of the Humanitarian-Development Nexus approach by the Government of Niger will focus on: 1) addressing the underlying structural causes of vulnerabilities; 2) ensuring the provision of humanitarian assistance needed to save lives; and 3) fostering recovery and building resilience in affected communities.

³² This figure is based on an average of the past three years, as the Harmonized Framework is yet to be established for 2019.

Nigeria HRP

PEOPLE IN NEED

7.1M



PEOPLE TO RECEIVE AID

6.2M



FUNDING REQUIRED

\$847.7M



COVERAGE IN 2018

65%



PROJECTED SITUATION

The conflict in north-east Nigeria has been continuing for more than a decade and shows little sign of abating. With constantly evolving dynamics, the situation in north-east Nigeria remains highly unpredictable, and swathes of Borno State are still inaccessible to international humanitarian organizations as a result of insecurity.

There have been a large number of attacks by Non-State Armed Groups (NSAG) during 2018, with NSAGs targeting both the Nigerian Armed Forces and civilians. The execution of two aid workers by NSAGs in late 2018, in addition to four others killed, has heightened the level of risk for aid workers in the months ahead. General elections scheduled for February 2019 could further increase the risk of violence. However, in parts of Yobe and Adamawa states, the situation has stabilized to a large extent, with the return of more than 752,000 internally displaced persons in Adamawa state. This represents a significant opportunity for development organizations to scale up activities in support of Government efforts.

During 2019, an estimated 7.1 million Nigerians will remain in need of humanitarian assistance in the three north-eastern states of Borno, Adamawa and Yobe, 80 per cent of whom are women and children. This represents a reduction of 600,000 people compared with 2018 as a result of increased delivery of assistance, improved security conditions and favourable climatic conditions. However, the situation will remain dire, with limited

livelihood and agriculture opportunities due to security parameters around Government-secured "garrison towns", restricted freedom of movement, and ongoing hostilities or the perceived threat of violence and abuse.

RESPONSE PRIORITIES AND FUNDING REQUIREMENTS

In 2019 and beyond, humanitarian partners will focus their capacity on responding to life-threatening needs in the most-affected states in the north-east (Borno, Adamawa and Yobe states). Out of 7.1 million people in need of aid, 6.2 million will be targeted to receive humanitarian assistance, representing 87 per cent of those in need, compared with 79 per cent targeted in 2018. The financial requirements to meet critical needs in 2019 are for \$847.7 million.

The response in 2019 will focus on the 16 most severely affected local government areas. This prioritization was based on cross-sectoral severity of needs analysis and included an assessment of possible response modalities, including cash transfer programming, intersectoral response and existing logistics enablers. It takes into account partners' operational capacity, funding projections, bureaucratic impediments, and complementarity with efforts deployed by the Government, development organizations and international financial institutions. A thorough analysis on access modalities and outreach, especially to the 823,000 civilians currently in hard-to-reach areas, has also informed strategic priorities.

Regional Refugee Response Plans

Regional Refugee Response Plans (RRPs) are developed with a regional perspective under the leadership of UNHCR.

They articulate the protection and solution priorities and describe the needs of refugees, host communities, state how and by whom these needs will be addressed, and define the financial requirements of all the humanitarian actors involved. They are designed to include the efforts of all actors who are involved in responding to the needs of refugees in countries of asylum and their hosting communities, from the onset of emergencies to more stabilized situations. As of November 2018, there are four regional RRP for refugees from Burundi, DRC, Nigeria and South Sudan. Meanwhile, since 2015, the Syria Regional Refugee and Resilience Plan (3RP) co-led by UNHCR and UNDP, has sought to address the needs of refugees and host countries and communities within a single multi-agency regional plan. In addition, a Regional Refugee and Migrant Response Plan for Refugees and Migrants from Venezuela will be released for 2019, co-led by UNHCR and IOM.

In the past, RRP developed targets, activities and budgets for a one-year implementation period. However, as many refugee cri-

ses have become protracted, RRP need to evolve from purely emergency responses to more comprehensive responses that include a focus on mid- to long-term solutions. Since its inception, the 3RP had adopted bi-annual planning cycles, which has helped demonstrate the advantage of mid- to long-term planning of the inter-agency response. Building on this experience, the 2019 RRP are two-year plans covering 2019 and 2020 that integrate emergency response efforts with endeavours to build the resilience of refugees and host communities.

Since 2012, Refugee Response Plans have played a key role in: providing operations with a platform and tools to properly coordinate an inter-agency response and engage new partners; raising the profile of refugee assistance among the various inter-agency plans; mobilizing resources for partners which are operationally engaged by providing donors with a joint and agreed plan; providing the host Government with an overview of who is doing what in support of the refugees; and improving the consistency of the refugee response for a refugee population at the regional level.

Burundi **Regional Refugee Response Plan**

PEOPLE IN NEED

380k

PEOPLE TO RECEIVE AID

380k

FUNDING REQUIRED FOR 2019

\$296.4M

COVERAGE IN 2018

28%

Some 380,000 Burundian refugees remain in neighbouring countries as of October 2018. Although refugee arrivals decreased in 2018, host countries still receive individuals claiming persecution, violence, harassment and fear, as well as a desire for family reunification, and food insecurity as reasons for their departure. While the general security situation has improved, political tensions and human rights concerns persist, and displacement continues within and outside the country. Burundi's economy has been seriously impacted by suspension of financial aid by major donors, shortage of foreign exchange reserves, price inflation of imports, and declining investment.

At the same, more than 52,000 refugees have been assisted to return to Burundi – the vast majority from Tanzania, with smaller numbers having returned from Rwanda, DRC, and Kenya. Refugees cite improved security, adverse conditions in countries of

asylum, a desire to reoccupy their farmland, and family reunification for opting to return. UNHCR and partners are not promoting returns to Burundi, but are assisting those refugees who indicate they have made a free and informed choice to return. If current trends continue, the number of Burundi refugees will decrease by about half over the next two years.

Through the 2019–2020 Burundi Regional RRP, 35 partners will aim to meet the basic needs of refugees including food, adequate shelter, sanitation, and education, with attention to host community needs. The regional RRP also continues to promote livelihoods and socioeconomic inclusion with host communities, and emphasize resilience and solutions. The related financial requirements to ensure those returning are able to do so in safety and dignity are outlined in the 2019 Burundi Refugee Returns Joint Response Plan and reflected in the HRP for Burundi.

Democratic Republic of the Congo **Regional Refugee Response Plan**

PEOPLE IN NEED

1.2M

PEOPLE TO RECEIVE AID

1.2M

FUNDING REQUIRED FOR 2019

\$740.4M

COVERAGE IN 2018

30%

In 2018, the crisis in DRC, a protection crisis fuelled by ethnic and political conflict, drastically worsened, spreading to previously unaffected areas and impacting the Great Lakes region. The ongoing conflicts across much of eastern and central DRC continue to cause significant displacement, damage to property and tragic loss of human life. While the majority of displaced people remain within the country, more than 130,000 new refugees have fled the DRC since the beginning of 2018. In particular, refugee flows to Burundi, Uganda and Zambia have increased significantly. New arrivals have joined refugees from previous waves of violence, bringing the total number of Congolese refugees in Africa to some 765,000.

The already unstable security and socioeconomic situation in the DRC has been further aggravated by political uncertainties exacerbated by the ongoing electoral process, and the risk of further displacement remains high. This would have a disastrous impact on the precarious humanitarian situation and raise the spectre of increased regional instability. At the same time, the underlying drivers of humanitarian needs, including protection, are not likely to change in the coming years.

The 2019–2020 regional RRP therefore aims to address the needs of an anticipated 1,152,000 Congolese refugees in seven

countries of asylum (Angola, Burundi, the Republic of the Congo, Rwanda, Uganda, and Zambia), and assist 1,588,000 members of host communities.

Country-level objectives and activities by partners in the countries involved in the regional RRP will be guided by five strategic objectives: 1) Preserve equal and unhindered access to territorial asylum and international protection, promoting the full enjoyment of rights and the civilian character of asylum; 2) Support all efforts to maintain the civilian and humanitarian character of refugee camps and settlements; 3) Achieve minimum standards in the provision of multisectoral assistance to refugees and host communities, with a view to anchoring the response in government systems, development plans, multi-year strategies and regional protection frameworks and policies, focusing on the needs of children and women; 4) Promote social cohesion and peaceful coexistence between refugees and host communities through the implementation of targeted self-reliance and resilience programmes and respect for the natural environment; and 5) Foster economic self-reliance and durable solutions for refugees and host communities by expanding the use of cash assistance, reducing the dependency of refugees on humanitarian aid and promoting social economic growth in line with national and development plans.

Nigeria **Regional Refugee Response Plan**

PEOPLE IN NEED

228k

PEOPLE TO RECEIVE AID

228k

FUNDING REQUIRED FOR 2019

\$135.3M

COVERAGE IN 2018

42%

In 2019, the Boko Haram conflict in the Lake Chad Basin region is entering its sixth year, resulting in insecurity and economic breakdown across the region. Although in 2018 regional military forces made gains against the insurgency and managed to temporarily improve the security situation in certain areas of the Lake Chad Basin, Boko Haram attacks continued in other areas. The ongoing conflict led to new refugee influxes and many areas of origin in Nigeria are still not safe for voluntary return, leading to a protracted refugee situation for those who have been forced to flee.

The 2019–2020 Nigeria Regional RRP aims to address the needs of 228,000 Nigerian refugees hosted in and outside of camps in Cameroon, Chad and Niger as well as 55,500 impacted host community members. Life-saving humanitarian assistance will continue to be required, while at the same time support for development is increasingly important to reduce vulnerability.

In 2019–2020, regional RRP partners will focus on strengthening the resilience of refugees and affected host populations, while aiming to ensure close collaboration across the nexus of humanitarian assistance and development interventions. The protection sector will continue to advocate for access to asylum and non-refoulement and enhance protection monitoring and response in the region, as agreed in the 2016 Abuja Action Statement. Child protection as well as prevention and response to sexual and gender-based violence will be prioritized. Furthermore, regional RRP partners will enhance access to education, provide shelter and non-food items, address food insecurity and strengthen water and sanitation infrastructures, building on achievements made to date, and will work to strengthen the health sector, prevent malnutrition and offer a wider range of livelihoods projects to enable affected people to become less dependent on humanitarian aid.

South Sudan Regional Refugee Response Plan

PEOPLE IN NEED	PEOPLE TO RECEIVE AID	FUNDING REQUIRED FOR 2019	COVERAGE IN 2018
2.8M	2.8M	\$1.42B	38%

On 12 September 2018, the Revitalized Agreement on the Resolution of the Conflict in the Republic of South Sudan (R-ARCSS) was signed by the government, opposition and other political parties in South Sudan. Although violations of the ceasefire agreement have been reported and important contentious issues remain between the parties, the advent of the agreement marks a turning point in South Sudan’s war beleaguered history. However, the humanitarian situation remains dire. One in three South Sudanese people is forcibly displaced as an IDP or refugee, and 7 million South Sudanese remain in dire need of emergency aid.

The 2019–2020 South Sudan Regional RRP is a response to the magnitude of forced displacement from South Sudan. Despite a reduction by 90,000 in the number of new arrivals witnessed in 2018, South Sudan’s refugee crisis remains by far the largest in Africa, and the third globally after Syria and Afghanistan. Through the RRP, 91 partners are seeking to attend to the lifesaving needs of 2.8 million South Sudanese refugees, over 80

per cent of whom are women and children, including over 60,000 separated or unaccompanied children. South Sudan also hosts 300,000 refugees on its soil who are supported in the 2019 HRP.

All six countries which host South Sudanese refugees have been exemplary in granting them asylum and supporting approaches that build refugees’ self-reliance. Ethiopia, Kenya and Uganda have operationalized the Comprehensive Refugee Response Framework (CRRF), and CAR, DRC and Sudan have applied out of camp policies consistent with the CRRF and the Global Compact for Refugees. To further support these approaches, the regional RRP identifies key areas of intervention which can support the resilience of refugees and their host communities and improve social co-existence and peace in the region, such as skills training and peace education.

Despite these efforts, the scale of the displacement has put enormous pressure on host countries and communities. Greater international solidarity and responsibility sharing are urgently needed to support them.

Syria Regional Refugee and Resilience Response Plan

PEOPLE IN NEED	PEOPLE TO RECEIVE AID	FUNDING REQUIRED FOR 2019	COVERAGE IN 2018
5.6M	5.6M	\$5.60B	48%

As the Syria crisis enters its ninth year, more than 5.6 million Syrian refugees are registered in Turkey, Lebanon, Jordan, Iraq and Egypt. These host countries continue to show great solidarity in shouldering the weight of the crisis in terms of hosting refugees, even as some continue to contend with mounting economic and social pressures.

Despite the exceptional generosity of host governments, the situation for Syrian refugees and affected host communities across the region remains extremely challenging. Many refugee families have become increasingly vulnerable with each passing year of displacement, and in some host countries, poverty rates exceed 60 per cent among refugees. An estimated 35 per cent of Syrian refugee children remain out of school.

In 2018, over 270 3RP partners contributed to securing the most basic needs of refugees and supporting host communities in

support of national efforts and with generous donor funding. Over 1.2 million children were enrolled in formal education, and food assistance was provided to over 2.3 million people. Some 450,000 families received cash assistance, giving them the choice to spend according to their most pressing needs.

Support to host governments and vulnerable host communities remains central to the 3RP’s work, and partners directly support national and local systems in areas such as health, education, protection and social safety nets, as well as creating livelihoods and economic opportunities for tens of thousands.

In 2019, 3RP partners will continue to assist the millions of refugees who need access to international protection and humanitarian support across the region. At the same time, 3RP partners will continue to ensure resilience-building, sustainability and local engagement are integrated into programming.

Other Response Plans

Bangladesh **Rohingya Refugee Crisis Joint Response Plan**

PEOPLE IN NEED

1.2M

PEOPLE TO RECEIVE AID

1.2M

FUNDING REQUIRED

\$897.1M

COVERAGE IN 2018

72%

In August 2017 an estimated 700,000 Rohingya refugees, including more than 400,000 children, began arriving in Bangladesh, fleeing violence, intimidation and persecution in Myanmar. Those arriving joined over 200,000 Rohingya who had fled earlier bouts of violence, bringing the total Rohingya population in Bangladesh to over 899,000 by end October 2018. The fundamental protection nature of the crisis is underlined by the status of the Rohingya as a stateless population. Refugees arrived exhausted, destitute, traumatized, and in urgent need of assistance and protection. Thanks to a rapid and significant humanitarian response and the lifesaving generosity of the people and Government of Bangladesh, the situation of the Rohingya refugees has stabilized over the course of 2018. The prevalence of global acute malnutrition has dropped below the emergency threshold, immunization coverage stands at 89 per cent, and the percentage of women delivering in health facilities has risen from 22 per cent to 40 per cent during 2018. In a significant step forward for protection, the Government of Bangladesh, supported by UNHCR, has initiated a verification exercise and begun issuing biometric identification cards to Rohingya refugees – for some, the first identity documents they have ever possessed.

Nonetheless, Rohingya refugees remain in a precarious situation. Their immediate humanitarian needs are compounded by the extreme traumas they suffered before or during their displacement. Limited access to education and livelihoods and

the lack of freedom of movement contribute to a high state of stress for refugees. The needs and mental wellbeing of the most vulnerable – particularly the elderly, persons with disabilities, at-risk women and children and survivors of violence – require a scaled-up and more focused response. These will build on refugees' strong sense of solidarity and community support, and the remarkable efforts they are making to improve their own situation. Beyond the emergency response, under the leadership of the Government of Bangladesh, efforts were also made to protect the refugees against inclement seasonal weather – including monsoons and cyclones, which continues to put the population and at risk.

The response plan for 2019 aims to address the need of some 899,000 refugees. It will also support 330,000 members of host communities whose environment and livelihoods have been put under strain by the scale of refugee influx. While durable solutions are sought for Rohingya refugees, the plan places protection at the center of the response both through the protection framework, protection and gender mainstreaming and through trying to ensure that refugees' voices are heard. Alongside meeting urgent humanitarian needs, the humanitarian community also aims to improve living conditions, build refugees' resilience to seasonal shocks and foster social cohesion through host community engagement. These efforts will only be successful if people are offered hope for sustainable, dignified lives.

Democratic People's Republic of Korea **Needs and Priorities**

PEOPLE IN NEED*

10.3M

PEOPLE TO RECEIVE AID*

6.0M

FUNDING REQUIRED*

\$111.0M

COVERAGE IN 2018

24%

The geopolitical situation in relation to the Democratic People's Republic of Korea (DPRK) is likely to remain volatile, and the protracted humanitarian crisis experienced by the most vulnerable people is unlikely to abate in 2019. Constraints for UN agencies and humanitarian partners to provide humanitarian assistance

are likely to continue. The strict UN and bilateral sanctions imposed on DPRK are unlikely to be reduced in 2019. While international sanctions clearly exempt humanitarian activities, they have unintentionally impacted humanitarian operations through disruption of the banking channel, breakdown in supply chains

* Planning figures and financial requirements are estimates based on 2018 data and will be updated with the finalisation of the response plan in early 2019.

and delays in transporting vital goods into the country. Moreover, humanitarian operations in DPRK have never received adequate financial support, with funding having declined from \$300 million in 2004 to \$26.2 million as of 19 November 2018. This has forced humanitarian organizations to scale down life-saving activities, with detrimental impacts on the most vulnerable people. In developing the 2018 Needs and Priorities document, the DPRK Humanitarian Country Team (HCT) undertook a thorough review of both the number of people in need and the number targeted with humanitarian assistance, resulting in a decrease in both figures. This is not a reflection of a dramatic improvement in the overall humanitarian situation but is a result of improvements in data analysis and a stronger evidence-base used to identify the most vulnerable people in the country. The most vulnerable groups were prioritized for assistance, particularly children under the age of 5, pregnant and lactating women, people with disabilities, people with noncommunicable diseases and common illnesses, and rural populations. On this basis, 10.3 million people were estimated to be in need of humanitarian assistance in 2018.³³

While the Multiple Indicator Cluster Survey (MICS) undertaken in 2017 showed an improved malnutrition rate,³⁴ although with significant regional variance, the water, hygiene and sanitation (WASH) standards have deteriorated, with more than one third of households not having access to safe drinking water and recorded treatment for diarrhoea increasing. Poor access to

clean water and sanitation is a key factor influencing mortality and morbidity rates, particularly among children. Additionally, a heatwave and flooding in 2018 has had a detrimental impact on crop production, and consequently food security, with the food gap estimated by the Government to be 11 per cent higher than in 2017. Thus, the total number of people in need of humanitarian assistance in 2019 will likely be similar to 2018.

For 2018, UN agencies and humanitarian organizations requested \$111 million to target 6 million people with humanitarian assistance. The response plan reflected the HCT's operational capacity and used a costing methodology based on the delivery of a full package of integrated and multisector life-saving assistance, including support to build resilience and reduce vulnerability to recurrent natural disasters, for those in most acute need. For 2019, given the constant prevailing factors, the number of people targeted by humanitarian organizations is expected to be similar. The total funding requirement will likely increase, however, as humanitarian programmes are increasingly expensive to implement due to factors described above. Fewer suppliers are willing to take contracts related to DPRK, and transport and storage costs have increased, as have fuel prices in-country. Finally, humanitarian organizations' capacity to reach those targeted with a full package of assistance will depend on adequate funding, which has been a challenge.

Pakistan **Transition Plan: Humanitarian Component**

PEOPLE IN NEED	PEOPLE TO RECEIVE AID	FUNDING REQUIRED	COVERAGE IN 2018
1.2M	1.2M	\$120.0M	62%

In 2018, Pakistan's Federal Cabinet took a decision to mainstream and integrate the Federally Administered Tribal Areas (FATA) with Khyber Pakhtunkhwa (KP) within a transition period of five years. This represented a new political compact for FATA and the border region, and an unprecedented extension of human rights and governance structures. The merger is expected to ensure that the erstwhile FATA is no longer governed by the Frontier Crimes Regulation (FCR); extension of the jurisdiction of high courts and supreme courts, along with the fundamental rights in the Constitution; and extension of the KP Provincial Assembly to FATA, among others.

The joint KP Tribal Districts Transition Framework developed by the UN, the World Bank and the Government of Pakistan, including the Armed Forces Civil Military liaison, ensures that more practical and coherent plans are designed and implemented in priority sectors for development in the short, medium and long-term, and that they are well communicated, deconflicted and adaptable to the changing situation on the ground in a timely and effective manner. The plan has been developed based on a joint comprehensive analysis of vulnerability in FATA and socioeconomic needs in FATA and KP. The analysis was conducted at two main levels including households and formal institutions of governance.

³³ Derived from the estimated number of people malnourished in DPRK, Global Hunger Index (2018).

³⁴ In DPRK, stunting in under-five children dropped to 20 per cent in 2017 from 28 per cent in 2012 and wasting dropped to 3 per cent in 2017 from 4 per cent in 2012 (MICS, 2017).

Peace is an essential prerequisite for the achievement of sustainable development, and without sound, locally informed peacebuilding approaches, the expected outcomes from the transition framework as well as development plan might not be possible.

With the return of almost 5 million people to FATA since 2008, improvements have been made in the delivery of essential services. However, huge gaps remain in all sectors.

Government capacity has improved markedly in some areas, such as the management of displaced families and preparedness. An updated vulnerability assessment is under way, with results expected in December 2018. Based on the results of this survey, the human-

itarian component and humanitarian funding requirements of the Tribal Districts Transition Framework will be updated in early 2019.

Pakistan is also prone to natural disasters. Over the past decade, natural disasters affected 33 million people in more than 80 per cent of the country's districts. Flooding causes an estimated annual economic impact of between 3 per cent and 4 per cent of the federal budget. The Government's level of preparedness has improved over the years, but despite these efforts, the predicted effects of climate change in Pakistan, which include risks of glacial lake outburst floods, cyclones, severe storms, floods, and heat waves, cannot be downplayed.

Philippines **Marawi Conflict**

PEOPLE IN NEED

300k

PEOPLE TO RECEIVE AID

300k

FUNDING REQUIRED

\$43.6M

COVERAGE IN 2018

23%

Decades of armed conflict in southern Mindanao has impacted the socioeconomic livelihood of the people, rendering them some of the poorest in the country. In January 2019, a plebiscite will be held to establish a semi-autonomous region for the Bangsamoro, followed by midterm general elections in May. Based on conflict and contingency analysis, there is a high risk of conflict in the first half of 2019.

Conflict in Marawi city displaced about 350,000 people in May 2017. While the majority has returned, it is estimated that in 2019 over 73,000 displaced persons will remain in transitional shelter sites or stay with relatives, unable to return home and rebuild their lives. Women, children, the elderly and other vulnerable persons among the displaced population will continue to require sustained humanitarian assistance, including food, shelter, health, water and sanitation, education and protection.

For over 230,000 people who have managed to return home, livelihood support will be required to help meet their basic needs, including educational and health requirements for their children. Rehabilitation of schools, water systems, health infrastructure and income earning means of livelihood remain key priorities. Employment of young people in the productive sector of agriculture and fisheries, income-generating skills for entrepreneurs, peacebuilding and counter-extremism programmes are essential components of the recovery.

The HCT is working closely with the Government at national level and in Mindanao with the Mindanao Humanitarian Team to address both the humanitarian and early recovery needs of the displaced and the returnees. As of October 2018, the food

security and agriculture sector has identified a 69 per cent food gap. In the health sector, only 6 of the 15 health stations are functional, albeit with a lack of doctors. Lack of capacity to address gender-based violence and protection issues, insufficient reproductive health services and a weak health management structure are some of the challenges identified. Clean water supply and sanitation need to be addressed for both the displaced and the returnees. Maintenance of transitional shelter and relocations sites will be required, particularly for those where displaced families are living in tents. Ensuring that IDPs receive regular, adequate information on the status of their displacement, the support they are entitled to receive and timely information on their expected date of return are important elements of the return process.

The HCT and partners are revising the Humanitarian Response and Resource Overview document for the Marawi Conflict to address the humanitarian and early recovery needs of about 300,000 beneficiaries in 2019, in support of the Government-led efforts. Main strategic objectives will include: addressing the residual humanitarian needs of the most vulnerable and displaced population; strengthened coordination mechanisms with the Government and integrated programming; strategic partnerships with Government, private sector and other stakeholders; promotion of early recovery, protection, gender and culturally sensitive approaches as cross-cutting themes for all clusters.

The HCT and partners are appealing for \$43.6 million to respond to the humanitarian and early recovery needs of the displaced and returnee population in 2019.

Venezuela Outflow Regional Refugee and Migrant Response Plan

PEOPLE IN NEED

3.6M

PEOPLE TO RECEIVE AID

2.2M

FUNDING REQUIRED

\$738.0M

Latin America and the Caribbean are experiencing the largest exodus in their modern history. More than 3.0 million refugees and migrants have left Venezuela, and at least 2.3 million since 2015. Ongoing political instability, the deteriorating socioeconomic situation and growing insecurity and violence are expected to result in further pressure on an already stressed population, leading to a continued outflow of refugees and migrants. In 2019, an estimated 3.6 million people will be in need of assistance and protection, with no prospects for return in the short to medium term.

The majority of Venezuelans are fleeing to countries in Latin America and the Caribbean, including to Argentina, Aruba, Brazil, Chile, Colombia, Costa Rica, Curaçao, Ecuador, the Dominican Republic, Guyana, Mexico, Panama, Paraguay, Peru, Trinidad and Tobago and Uruguay. These countries are all covered by the regional Refugee and Migrant Response Plan (RMRP).

The receiving countries have responded commendably, largely maintaining open-door policies and demonstrating considerable solidarity with refugees and migrants from Venezuela despite the strain on their reception capacity. This openness and solidarity was reflected in the landmark Quito Declaration adopted in September 2018, following a meeting between receiving countries aiming to articulate regional coordination.

Nonetheless, the continued outflow expected in 2019 will further challenge the capacity of host governments to respond to the influx and will also impact the absorption capacity of local communities. In addition, the vulnerability of the people leaving the country has increased in the past months. The majority have walked thousands of kilometres, for many weeks, crossing two

or more countries. Many of them are pregnant women, single mothers with children, ageing persons, and people with health and nourishment problems who require urgent support. In addition, some Venezuelans are likely to remain without a regular status that would ensure their access to rights and services, and some may lose their current regular status, thus exposing them to all forms of exploitation and abuse, violence and discrimination.

A scale-up of humanitarian assistance, as well as increased support to socio-economic inclusion mechanisms, is urgently required to complement governments' efforts and to ensure communities continue to accept refugees and migrants in a safe and welcoming environment. The Regional Refugee and Migrant Response Plan, with some 75 partners, aims to meet the needs of more than 2.2 million refugees and migrants as well as an estimated half a million members of host communities. The plan seeks to respond to people's needs in an integrated and comprehensive manner, in line with governments' priorities and in support to their regional response. Its strategic objectives are: 1) to provide refugees and migrants with life-saving goods and services; 2) to ensure that they enjoy rights and protection, and to reduce the incidence of sexual and gender-based violence, trafficking, and labour exploitation; 3) to ensure that they are socially, economically and culturally integrated in empowered communities, to reduce stigmatisation, discrimination and xenophobic reactions; and 4) to strengthen host governments institutions to manage a regional and coordinated response.

Only a regional and comprehensive approach will allow actors to cope with the magnitude and complexity of this challenge.

IN FOCUS

WORKING TOGETHER TO RESPOND

The regional RMRP for refugees and migrants from Venezuela is the third RMRP that IOM and UNHCR jointly coordinated, following the one for Yemen (issued in 2015 and 2016) and Europe (issued in 2016 and 2017). In April 2018, the UN Secretary-General tasked IOM and UNHCR to coordinate the operational response for refugees and migrants from Venezuela. This has led to a creation of Regional Inter-Agency Coordination Platform co-led by IOM and UNHCR. The Platform is developing a regional approach to ensure a coherent and coordinated operational response, including the preparation of the RMRP. In September, IOM and UNHCR announced the appointment of Eduardo Stein, as a Joint Special Representative for refugees and migrants from Venezuela in the region. The Special Representative is promoting a coherent and harmonized regional approach in coordination with national governments, international organizations and other relevant stakeholders. He is working closely and reporting directly to both the IOM Director General and the UNHCR High Commissioner.

IMPROVING **HUMANITARIAN** **NEEDS ANALYSIS** **AND RESPONSE** **PLANNING**

Improving humanitarian needs analysis	64
Strengthening humanitarian response planning	67
Financing of humanitarian assistance	70
Early action and anticipatory financing	74
Protection from sexual exploitation and abuse	76

Improving humanitarian needs analysis

Planning a humanitarian response and defining effective response priorities require a deep understanding of the interrelationship of needs, vulnerabilities and root causes.

For each crisis, Humanitarian Country Teams (HCTs) work to produce a Humanitarian Needs Overview (HNO), which provides a comprehensive, cross-sectoral and methodologically sound analysis of needs based on the best available information. This forms the basis for designing a Humanitarian Response Plan (HRP). In 2018, significant progress was made on technical elements to support the evidence base for HNOs and HRPs. For example, during the year, multisector needs assessments were conducted through the REACH initiative in Afghanistan, Iraq, Libya, Nigeria, Somalia, Syria, Uganda and Ukraine, and helped to fill information gaps and update on the situation and needs.

In 2019, several key developments will result in further improvements to HNOs and help design better HRPs. A new methodology to evaluate the quality of needs assessments and analysis processes is in the final stages of development, and the Data Entry and Exploration Platform to facilitate the compilation and use of secondary data will encourage more robust assessments and analyses. The 2012 Inter-Agency Standing Committee IASC Operational Guidance for Coordinated Assessments in Humanitarian Crises will be updated to reflect lessons learned over the past six years as well as emerging methodologies.

Another important development foreseen for 2019 is the formulation of a Joint Intersectoral Analysis Framework with the Global Clusters Coordination Group and other partners under the OCHA-led Joint Intersectoral Analysis Group (JIAG). The Framework will fill a long-standing gap by providing a common methodology for humanitarian actors from different sectors to jointly and holistically assess

AFGOYE, SOMALIA

Two women help another through a hedge of cactii at a food distribution center. Photo: UN/Tobin Jones



humanitarian needs, understand their underlying causes, and make strategic decisions about how to prioritize, plan and fund responses. It will also contribute to the achievement of the Grand Bargain commitment on improving joint and impartial needs assessments.

As this inter-agency initiative matures, progress is already evident in stronger intersectoral analysis in 2018 HNOs. In Libya, joint analysis across four intersectoral 'pillars' has helped to ensure that a people-centred perspective informs planning on what needs to be done to reach the right people, with the right assistance, and leave no one behind. In Chad, priority needs were grouped into three categories (access to food, internal displacement, and access to health services) which were then analysed intersectorally to help draw conclusions about their direct and underlying causes and aggravating factors.

Estimating the number of people in need

Developing reliable estimates of the number of people affected by crises, how many are in need of humanitarian assistance, and how many are targeted and reached with aid can be difficult. Humanitarian contexts vary greatly in terms of data availability and reliability, and as a result, methodologies may vary. In addition, estimates may use inconsistent terminology when referring to humanitarian population categories (e.g., affected, in need, targeted, reached, covered), and methods tend to be insufficiently documented, making comparisons between operations difficult. Yet these estimates are critical, as they form the basis for effective planning, resource allocation and humanitarian response monitoring.

Despite these challenges, the quality of humanitarian population estimates in HNOs has improved since 2016, thanks in part to the Humanitarian Profile Support Guidance³⁵ developed by the IASC Information Management Working Group, which provides an overview of definitions, methods and good practice.

The terminology has become more precise and standardized, methods tend to be better explained and their limitations are often clearer. Almost half of current HPC countries feature consultative processes to develop estimates. Some are managed through established information management or assessment working groups, such as in Iraq, Syria, Ukraine and Yemen, and others are built into the yearly HNO process, for example in Colombia, Haiti, Libya, Mali and Somalia.

There is also a growing community of practice trying out innovative approaches in the field and drawing lessons learned to improve the quality and comparability of estimates over time. For example, in Iraq, Ukraine and Yemen, information management and assessment working groups bring partners together to jointly identify and describe vulnerable groups, develop criteria to help distinguish between categories of people with acute and chronic needs, and agree on results. The HCT in Mali held in-depth consultations in the main humanitarian hubs to identify the most prevalent hazards and exposed areas to narrow down how many people might need humanitarian assistance. In the Central African Republic, using a similar approach but in a particularly data-challenged context, teams used expert judgement and available indicators to identify severely affected areas and estimate the overall number of people in need.

Analysing the severity of needs

Understanding the severity of needs – i.e., the degree of people's unmet needs – is essential for the prioritization of subsequent responses. Since 2014, HNOs have been increasingly using both sectoral and intersectoral analysis of the severity of needs at various geographical levels to inform the various types of responses. For example, in Syria the severity of needs has now been analysed at community level for all 5,520 communities in the country, using data collected from a multisector needs assessment in 2018.

IN FOCUS

YEMEN HUMANITARIAN NEEDS OVERVIEW

SECTOR-SPECIFIC NEEDS SEVERITY

Using a mutually agreed severity scale (0 to 6), each cluster estimated the severity of needs for all 333 districts in Yemen based on quantitative data collected from assessments or estimations based on expert judgement when direct data collection was not possible.

INTERSECTOR NEEDS SEVERITY

Intersector needs severity overlays the severity analysis of all clusters to identify districts with the greatest concentration of severe needs across multiple sectors. This is done for each district, and district severity scores are summed and ranked. A score of 2 to 3 indicates people in moderate need, who require assistance to stabilize their situation and prevent them from slipping into acute need. A score of 4 to 6 indicates people in acute need, who require immediate assistance to save and sustain their lives. The outcome of this process forms the basis of the intersector needs severity map in the 2019 HNO.

³⁵ www.humanitarianresponse.info/files/documents/files/humanitarianprofilesupportguidance_final_may2016.pdf

Putting protection at the centre of needs assessments and analysis

Most humanitarian needs in crisis contexts are driven wholly or in part by protection threats and their effects on people's lives and livelihoods. The way people cope with these largely determines their ability to pursue their livelihoods and access essential services such as health care and education, and the extent to which they require and can receive humanitarian assistance.

Understanding protection threats and consequences in the HNO requires an integrated analysis across multiple sectors, with a focus on who is at risk and affected, what are the sources of protection risks, which mechanisms are in place to address them, how effective they are, and what are the ultimate effects for people's survival and self-sustenance capacity. The analysis of protection issues is fraught with difficulties related to the sensitivity of the topic, access constraints, and imperative to "do no harm" when collecting and reporting on protection threats and effects. However, good practices can be found. In Somalia, the 2018 HNO delivered needs analysis with an overarching protection perspective. Dynamics related to gender were also mainstreamed, and were viewed beyond gender based violence, and identified underlying factors that affected vulnerability. The 2018 Ukraine HNO illustrated how protection threats are both a driver and an impact of the crisis, and presented detailed information on pre-existing vulnerabilities, root causes and coping mechanisms and how each of these influence or are influenced by the crisis.

Understanding the needs of people with disabilities in crises

There are more than 1 billion people in the world living with disabilities,³⁶ and the political momentum for inclusion is growing. In June 2018, the UN Secretary-General announced a decision to launch a new system-wide policy, action plan and accountability framework to strengthen accessibility and mainstreaming of the rights of persons with disabilities throughout the operations of the United Nations. In July, the Global Disability Summit catalysed political and generated commitments to address disability inclusion, including in conflict and humanitarian contexts. A rallying force for humanitarian actors is the Charter on Inclusion of Persons with Disabilities in Humanitarian Action, which was launched at the 2016 World Humanitarian Summit in response to the UN Secretary-General's Agenda for Humanity. Since its launch, more than 200 governments, UN entities and organizations have endorsed the Charter, committing to better account for the needs and rights of persons with disabilities in crises.

To turn these political commitments into action, there is a growing awareness of the importance of identifying the specific needs and vulnerabilities of persons with disabilities in humanitarian contexts. In 2018, 16 out of 18 HNOs included qualitative reference to persons with disabilities, most commonly by including them in a list of vulnerable groups. Five HNOs included quantitative data in line with global estimates, showing that in at least some crisis contexts it is possible to collect reliable individual-level data on persons with disabilities. A number of the 2018 HNOs also present good practices. For example, the HNOs for Myanmar and oPt recognize the impact of intersecting vulnerabilities and the compounded risks faced by women and girls with disabilities, including the risk of gender-based violence. Some HNOs identify that persons with disabilities may face barriers to access services or assistance. The Somalia HNO identifies the impact of inequalities, noting that persons with disabilities may have limited access to food as a result of discrimination. However, most HNOs do not define the specific needs or vulnerabilities of persons with disabilities, nor do they analyse the factors that heighten their risk during crises, which creates a challenge to designing a response that will reduce vulnerability.

As humanitarian organizations continue to build their capacity to collect data on persons with disabilities, it will be important to take stock of lessons learned on doing this in various contexts and build on best practices. In 2019, these efforts will receive a major boost when the IASC Task Team for inclusion of persons with disabilities in humanitarian action releases the first inter-agency guidelines, the result of collaboration with more than 60 organizations, including many disabled persons' organizations. The guidelines will provide essential direction for humanitarian actors, governments and affected communities to define and respond to the specific needs of persons with disabilities in crises.

³⁶ World Health Organization (2011), *World Report on Disability*.

Strengthening humanitarian response planning

Once the picture of humanitarian needs is clear, HCTs must elaborate what the humanitarian system will do to meet these needs, which is outlined in the HRP.

Ensuring evidence-based planning

In recent years, efforts to strengthen the evidence base and context analysis underpinning humanitarian response have gained momentum, galvanized both by high-level commitments made at the 2016 World Humanitarian Summit, and by dedicated leadership in the field.

As a result, an increasing number of HRPs are based on strengthened planning processes, including more systematic analysis of evidence from four dimensions: needs, trends and risks, current response and constraints, and response capacity by government and development actors (see below). These four dimensions are then analysed across sectors in a process referred to as joint response analysis. This determines the parameters of the HCT response – for example, deciding what is or is not included in the HRP, and which key issues need to be addressed jointly. At the global level, a working group of organizations, clusters and technical experts has been convened to further strengthen intersector response analysis and provide support to the field.

EVIDENCE CONSIDERED IN COORDINATED RESPONSE ANALYSIS AND PLANNING



RESPONSE CAPACITY OUTSIDE HRP

Governmental social protection, development programming, etc.



NEEDS ANALYSIS

People in need, severity, main drivers and issues, etc.



RISKS, TRENDS, PROJECTIONS

Expected population movements, seasonality, etc.



HCT RESPONSE GAPS AND CONSTRAINTS

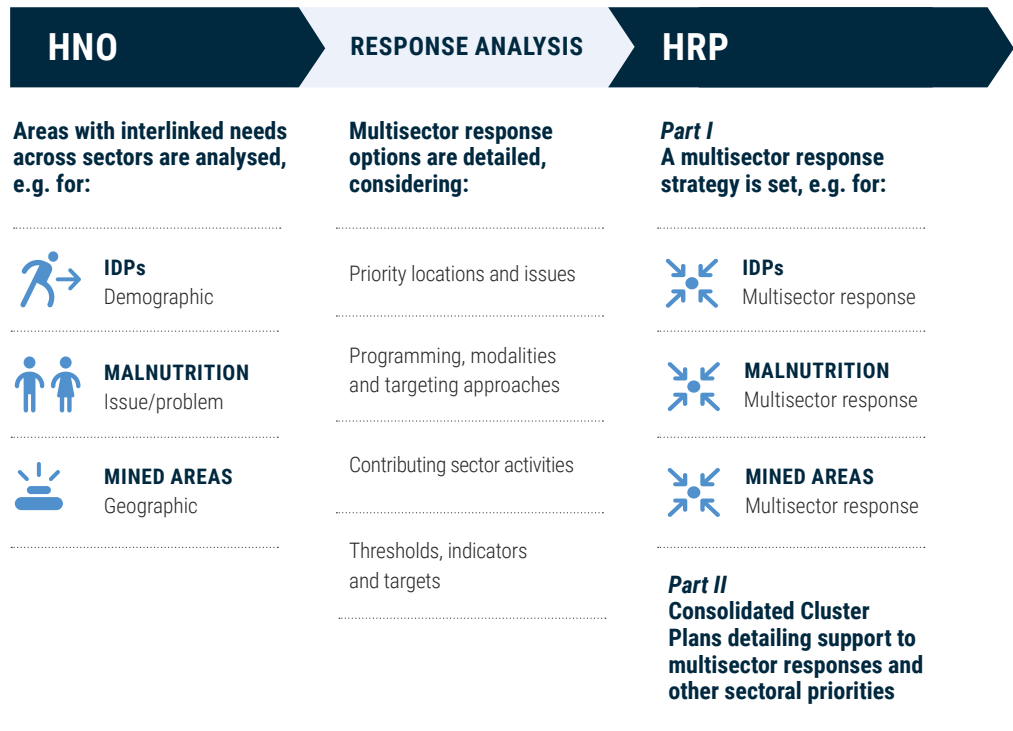
Current reach, access challenges, community preferences, etc.

Multisector planning

Most people affected by crises experience needs that cut across established humanitarian sectors. In many operations, an improved understanding of how these needs overlap and interrelate, as described above, is increasingly being leveraged to strengthen multisector planning and response to what are multisector problems. This allows HCTs to formulate joint or multisector approaches to respond to multi-causal issues (e.g., a cholera outbreak); in specific geographical areas (e.g., areas with highest need severity); and/or to the most affected groups (e.g., IDPs).

Strengthened multisector response planning as part of HRP processes has shaped delivery in different ways in recent years. In DRC, humanitarians adjusted thresholds and protocols for the delivery of multisector rapid response kits. In Yemen, clusters worked together to prioritize the most-affected districts and used harmonized targeting criteria to provide integrated famine prevention packages to the most food-insecure Yemeni households.

STRENGTHENING JOINT RESPONSES IN HRPs
(Examples from different HRPs)



Multi-year planning

The increasingly protracted nature of many humanitarian emergencies has placed pressure on humanitarian actors to meet both immediate and longer-term needs for people affected by crises. However, humanitarian action alone cannot sustainably reduce people’s vulnerability or help build their resilience to future crises. Building on the commitment of the 2030 Agenda for Sustainable Development to “leave no one behind”, the UN Secretary-General has made improving collaboration and coherence between humanitarian, development and peace actors a priority for UN reform. Following the World Humanitarian Summit, initiatives such as the Grand Bargain and the New Way of Working have focused on increasing multi-year, collaborative and flexible planning and funding to enable this shift.

The foundations of such work at country level are multi-year Humanitarian Response Plans (MYHRPs). In 2019, operations in 12 countries³⁷ will be guided by multi-year plans or multi-year strategies, spanning two or three years. By extending the duration of the plan beyond annual planning cycles or identifying collective outcomes, HCTs are creating the space to align humanitarian and development programmes and priorities, with the aim of gradually reducing the necessity for humanitarian assistance as needs decline and development programming makes progress to address underlying factors. In operationalizing this coordination at country level, humanitarian and development actors have shaped emerging good practice as they address the specific challenges faced in their contexts.

³⁷ Afghanistan, Cameroon, CAR, Chad, DRC, Haiti, Niger, Nigeria, oPt, Somalia, Sudan and Ukraine.



MAIORSKE, UKRAINE

*A man sits on the bus while waiting to cross the EECP Maiorske crossing at the contact lines.
Photo: OCHA/Dragaj*

In Chad, to provide a solid evidence base for the MYHRP, the HCT undertook a comprehensive context analysis focusing not only on humanitarian needs, but also on chronic and structural underdevelopment factors affecting people's vulnerability and capacity to mitigate and cope with recurrent crises. With contributions from development partners, the analysis considered access to services, livelihood opportunities, poverty, inequality, environmental degradation, population growth and external factors that impact the persistent humanitarian situation in the country.

In the DRC, humanitarian, development and peacebuilding actors have worked closely together in designing the 2017–2019 MYHRP. Collaboration on the analysis of needs has allowed humanitarian partners to establish robust projections on needs and financial requirements for humanitarian assistance over the lifespan of the plan. Nevertheless, intensified violence in the Kasai region and the outbreak of Ebola in 2018 have triggered the need to revise these assumptions and projections, to ensure that the MYHRP provides strategic guidance while remaining flexible enough to react to sudden changes in the situation.

As the implementation of these plans progresses in 2019, more good practice will emerge, further guiding humanitarian and development partners to better serve people in need. Particular attention should be given to joint monitoring efforts and accountability mechanisms that will help humanitarian and development actors to assess their contributions to the humanitarian development agenda.

Financing humanitarian assistance

Funding for humanitarian action has increased in tandem with rising humanitarian needs. Each year, donor governments, as well as businesses and private individuals, have increased their generosity, and humanitarian funding comes from a growing range of international, regional, national and local sources. Nonetheless, the funding gap remains at approximately 40 per cent every year.

Efficiency and effectiveness gains

To address this challenge in the short-term, humanitarian organizations have mobilized around a number of commitments to make humanitarian assistance more efficient and cost-effective. The use of cash transfer programming increased to an estimated \$2.8 billion in 2016, nearly double from 2014.³⁸ Multi-year funding has grown, contributing to more predictable and quality financing to support collaborative multi-year planning. These achievements are in line with Grand Bargain commitments and are expected to grow in the future.

Enabling a fast and flexible response through pooled funds

Pooled funds enable a rapid, coordinated and efficient response to crises. The Central Emergency Response Fund (CERF) supports an immediate principled and prioritized response when a new crisis emerges. For example, in May and again in August 2018, CERF allocated \$2 million and \$2.8 million, respectively, within 48 hours of the declaration of Ebola outbreaks in the DRC, to contain and prevent the spread of the epidemic. In total, CERF has

MOSUL, IRAQ

"It's important to clean the canals, as we need the water to grow food and vegetables." Abdullah Mohammed Ibrahim is a part of the Cash for Work program implemented by FAO, targeting 4,500 people in the Mosul area. He spends the earned money on food for his family. Photo: OCHA/Sylvia Rognvik



**DONOR
CONTRIBUTIONS**
(2018)

CERF **53 DONORS**
\$491.4 million contribution

CBPFs **32 DONORS**
\$766.0 million contribution

allocated more than \$5.5 billion in 101 countries and territories since its creation in 2005, including over \$482 million in 2018. CERF also plays a critical role in helping to scale up and sustain protracted aid operations through its window for underfunded emergencies. In 2018, CERF disbursed \$180 million to close gaps in some of the least-funded humanitarian response plans, the highest annual amount so far.

Through its Performance and Accountability Framework, CERF has a clear set of accountability mechanisms and reporting processes to ensure that the flexibility and straightforward nature of the fund is complemented by an appropriate level of transparency and accountability. The framework also includes multiple country-level reviews to demonstrate CERF's value added each year.

Country-Based Pooled Funds (CBPFs) are another key mechanism that enable effective and prioritized responses. CBPFs enable funds to be disbursed at country level, based on a highly localized understanding of needs and which humanitarian responders are best placed to meet them. CBPFs have grown substantially in recent years, from \$486 million in contributions received in 2014 to \$833 million in 2017. In 2018, CBPFs allocated \$654 million in 18 countries,³⁹ of which 25 per cent went to national humanitarian organizations, making them a global leader in providing funding to frontline organizations. Increasing commitment to efficiencies such as harmonized templates for reporting and project management allow easier access to funds for new organizations.

CBPFs ensure the flexibility to respond to local conditions and rapidly evolving complex situations. In parallel to the deterioration of the humanitarian situation in the country, the Yemen Humanitarian Fund has become the largest CBPF worldwide, and has repeatedly its ability to adapt rapidly to changing priorities, such as cholera and famine response. In Nigeria, the Nigeria Humanitarian Fund Private Sector Initiative was established in 2018, so that the private sector is able to contribute to humanitarian activities in the states most severely affected by crisis.

IN FOCUS



RAKHINE STATE, MYANMAR

Devastation caused by floods in Rakhine State, Myanmar. Photo: OCHA/Coppel

CERF AND CBPF'S RESPONSE TO MONSOON FLOODS IN MYANMAR

In many countries experiencing multi-faceted emergencies, CERF and CBPF allocations were used concurrently to maximize their respective comparative advantages. In July and August 2018, CERF and Myanmar's CBPF provided combined funds to help more than 160,000 people displaced by monsoon floods in southeast Myanmar. With \$3 million from CERF's rapid response window and \$1 million from the Myanmar Humanitarian Fund (MHF)'s reserve allocation mechanism, humanitarian organizations were able to act quickly and deliver essential humanitarian assistance and protection.

³⁸ The Cash Learning Partnership, The State of the World's Cash 2018.

³⁹ As of 19 November 2018, CPPFs had made allocations in: Afghanistan, CAR, Colombia, DRC, Ethiopia, Iraq, Jordan, Lebanon, Myanmar, Nigeria, oPt, Pakistan, Somalia, South Sudan, Sudan, Syria, Turkey and Yemen.

An accountability framework also exists for CBPFs. This framework includes partner capacity assessments, programmatic and financial monitoring and reporting, risk-based disbursement modalities, and external auditing. The transparent management of CBPFs is seen as an advantage by both donors and recipients of the funds at country level.

Forward-looking humanitarian financing

Despite development gains, there is no evidence that the trend of rising humanitarian needs will be reversed in the near future, particularly in the context of long-lasting conflicts. Efficiency and effectiveness gains within the current humanitarian funding architecture will not be enough. Alternative, layered approaches that are tailored to different stages of crises are needed to provide resources that will help people and countries cope with the impacts of disasters. More anticipatory approaches and public-private partnerships will be fundamental to reduce vulnerability, shore up resilience, and support early responses to mitigate the impacts of shocks before they become humanitarian emergencies.

Predetermined response triggers, forecast-based financing and predictive analytics, contingency credits, risks pools of countries facing similar problems, and risk sharing with the private sector through market-based financing instruments are all options that exist and can be brought to scale. These mechanisms will play a key role in ensuring more predictable and forward-looking resources for humanitarian action in new and ongoing emergencies.

Mechanisms such as the Caribbean Catastrophe Risk Insurance Facility (CCRIF), the first multi-country risk pool in the world, and the African Risk Capacity (ARC) have demonstrated that disaster risk insurance and other insurance products are options that can and do work. The ARC initiative has made payouts in recent years for drought response to benefit 2.1 million people in Malawi, Mauritania, Niger and Senegal.

IN FOCUS



NEW YORK, UNITED STATES

Jim Kim, President of the World Bank and United Nations Secretary-General António Guterres launching the Famine Action Mechanism at the UN General Assembly in September 2018. Photo: OCHA/Matteo Minasi

FAMINE ACTION MECHANISM (FAM)

In September, the Famine Action Mechanism (FAM) was launched by the World Bank President Jim Kim and UN Secretary-General António Guterres to link data, finance and action. FAM is a partnership between the World Bank, the UN agencies and private sector and other partners to increase investment in prevention and preparedness, with a focus on reducing the extreme vulnerability of the 125 million people living with acute food insecurity and livelihoods risks, or worse. It will also provide pre-agreed funding to drive early action where there is a strong probability of conditions deteriorating. FAM will incentivize the links between early warning systems, public and private financing instruments and pre-agreed famine prevention, preparedness and early response actions. The initiative will be implemented in 2019 and will provide a global platform to support data-driven decision-making, financing and operations in high-risk countries. A series of workshops in first-mover countries with humanitarian response plans are being held to ensure that future initiatives are joined-up with existing coordination mechanisms, pooled funding instruments and complementary financing streams.

IN FOCUS

**CERF ALLOCATION TO CENTRAL SULAWESI EARTHQUAKE**

When a 7.4 magnitude earthquake struck Indonesia's Central Sulawesi province on 28 September and triggered a devastating tsunami, landslides and liquefaction affecting 1.5 million people, CERF allocated \$15 million within five days of the earthquake to quickly scale up the Government-led response. The grant provided some 191,000 most vulnerable people with life-saving aid and three months of early recovery assistance.

CENTRAL SULAWESI, INDONESIA


Mamboro fishing village was totally wiped out. When the earthquake struck, people ran towards the sea in fear of their homes collapsing. Then the tsunami struck. Photo: OCHA/Anthony Burke

Risk insurance has also been used to reduce vulnerability to climate-related shocks and build resilience in at-risk countries before humanitarian needs arise. By early 2018, the R4Rural Resilience Initiative of the World Food Programme (WFP) and Oxfam America had reached approximately 400,000 people in Ethiopia, Kenya, Malawi, Senegal and Zambia with insurance and microcredit to help withstand the impacts of drought. Another initiative – the InsuResilience Global Partnership for Climate and Disaster Risk Finance and Insurance Solutions – was launched in 2017. Through the Global Risk Financing Facility (GRiF) fund, it will help vulnerable countries manage shocks produced by natural hazards and the overall financial impact of climate change.

Expanded use of pre-agreed, contingency financing windows can also offer alternative financing options. The Asian Development Bank has developed a system in which disaster-contingent credit loans are organized before a disaster strikes and released according to pre-agreed triggers and ceilings.

In May 2018, the World Bank Group's Pandemic Emergency Financing Facility (created in 2017) made its first financial commitment – a \$11.4 million grant from the facility's cash window – to combat Ebola in the DRC. The facility also has an insurance window available to 78 of the world's poor countries if a larger, multi-country response is required to respond to Ebola or other pandemic threats.

IN FOCUS

**CERF ALLOCATION TO THE SAHEL DROUGHT**

After analysing early signs of drought and forecasts for worsening food security in the Sahel, CERF gave a total of \$30 million to the highest risk countries (Mauritania, Mali, Burkina Faso and Chad) between March and June 2018.

TAMBACOUNDA, SENEGAL

In this agropastoralist community, men and women are trying to keep their cattle alive despite the drought. Men and boys walk for hours to bring fodder to the weakened livestock. Photo: OCHA/Eve Sabbagh

Early action and anticipatory financing

As the cost of responding to protracted humanitarian crises grows unsustainably high, the international community has increased its focus on what can be done to better anticipate crises and act swiftly to prevent their worst impacts. Science and technology have enabled much more accurate weather forecasting, which combined with vulnerability and exposure data, allow more disasters to be predicted. However, humanitarian funding is generally only available after a disaster strikes. Recent experience shows that responding to early warnings related to social, political and climatic hazards and stresses can protect development gains, community livelihoods and, most importantly, save lives.

CURRENT FUNDING MECHANISMS

CERF

In the context of its new funding target of \$1 billion and following findings of several studies (including a review of CERF's contribution to the 2015/16 El Niño response), CERF is considering financing early action systematically through pilots in selected countries where early warning systems indicate with high certainty the probability of a disaster.

IFRC

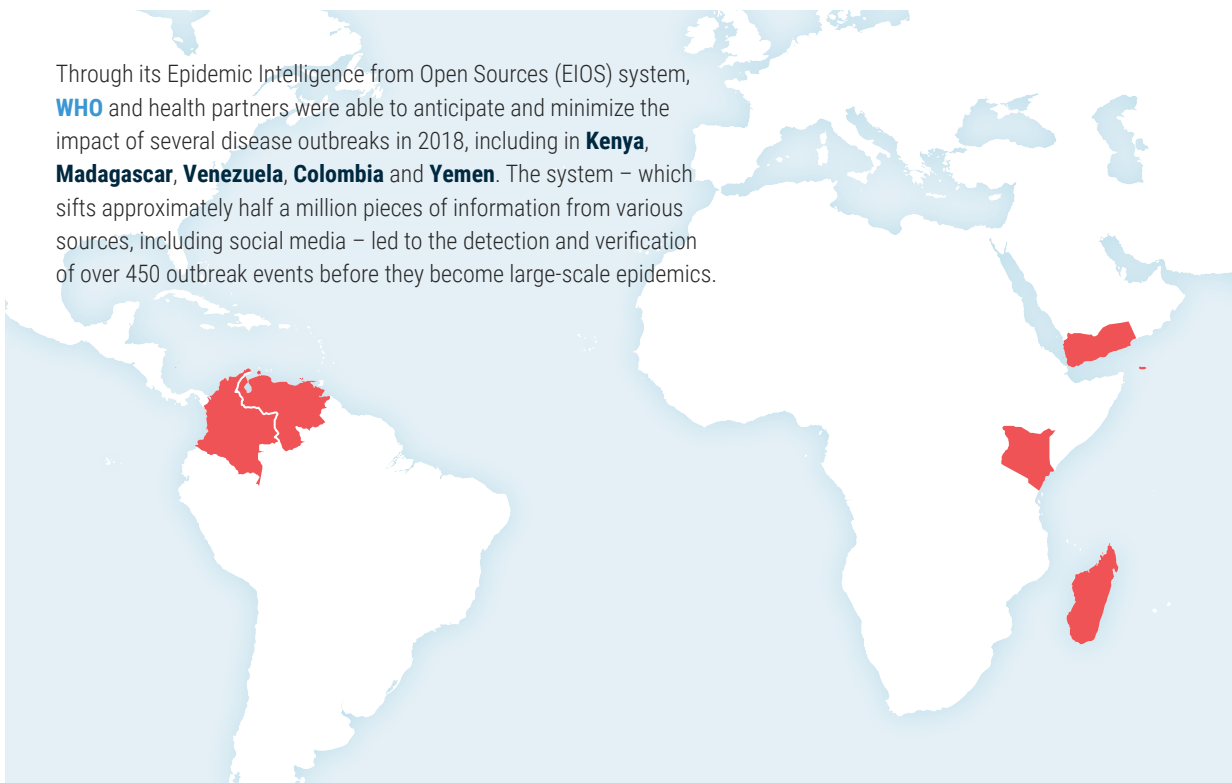
In 2018, the International Federation of the Red Cross and Red Crescent Societies (IFRC) launched the Forecast-based Action Fund as part of their Disaster Response Emergencies Fund (DREF).

START FUND


The Start Fund Anticipation Window was established in 2016 and was one of the first pooled funds to be activated on the basis of a forecast. Through the Anticipation Window, NGOs can prepare when they see a crisis coming and mitigate the predicted impacts. So far, the Fund has supported NGOs to anticipate 12 crises.

GLOBAL EARLY ACTION

Through its Epidemic Intelligence from Open Sources (EIOS) system, **WHO** and health partners were able to anticipate and minimize the impact of several disease outbreaks in 2018, including in **Kenya, Madagascar, Venezuela, Colombia** and **Yemen**. The system – which sifts approximately half a million pieces of information from various sources, including social media – led to the detection and verification of over 450 outbreak events before they become large-scale epidemics.



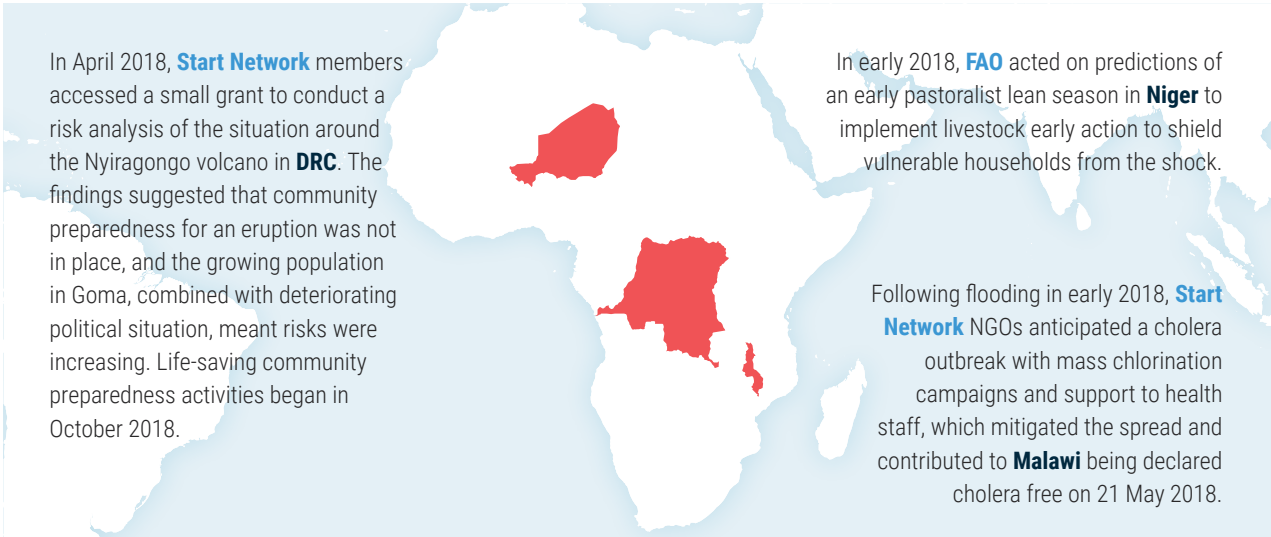
THE AMERICAS AND THE CARIBBEAN



The **Peruvian Red Cross** developed the first Forecast based Financing (FbF) trigger model, which integrates forecast, disaster impact and vulnerability analysis to address mountain communities affected by severe cold waves in **Peru**.

In June 2018, **FAO** used analysis of projected migration flows from **Venezuela** into **Colombia** to act early and boost local food production to stabilize food prices and food security of host communities and refugees.

AFRICA

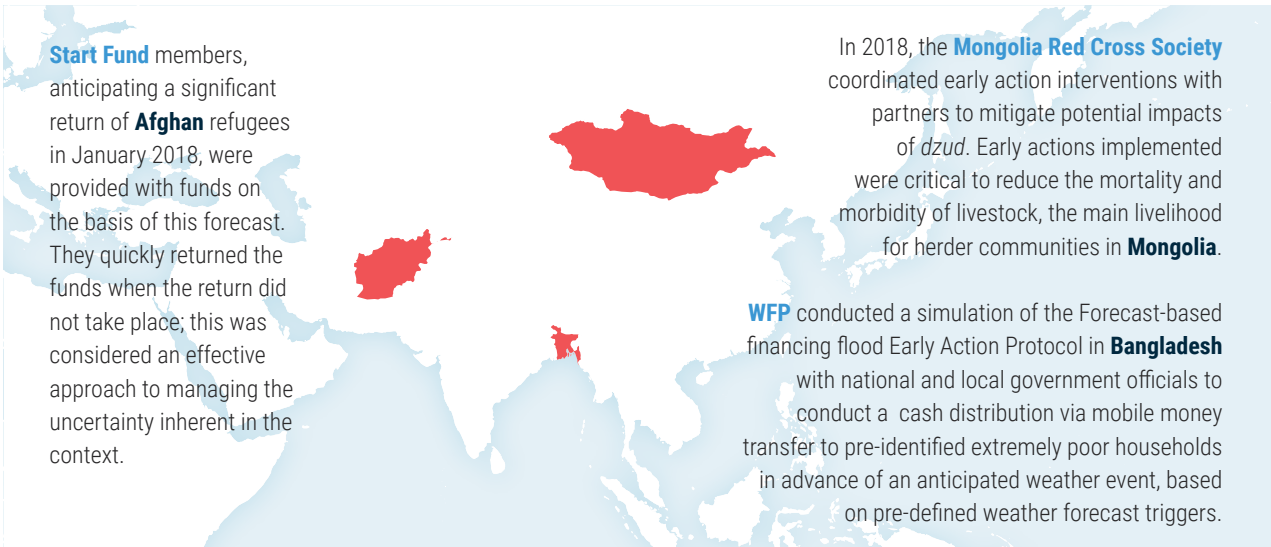


In April 2018, **Start Network** members accessed a small grant to conduct a risk analysis of the situation around the Nyiragongo volcano in **DRC**. The findings suggested that community preparedness for an eruption was not in place, and the growing population in Goma, combined with deteriorating political situation, meant risks were increasing. Life-saving community preparedness activities began in October 2018.

In early 2018, **FAO** acted on predictions of an early pastoralist lean season in **Niger** to implement livestock early action to shield vulnerable households from the shock.

Following flooding in early 2018, **Start Network** NGOs anticipated a cholera outbreak with mass chlorination campaigns and support to health staff, which mitigated the spread and contributed to **Malawi** being declared cholera free on 21 May 2018.

ASIA



Start Fund members, anticipating a significant return of **Afghan** refugees in January 2018, were provided with funds on the basis of this forecast. They quickly returned the funds when the return did not take place; this was considered an effective approach to managing the uncertainty inherent in the context.

In 2018, the **Mongolia Red Cross Society** coordinated early action interventions with partners to mitigate potential impacts of *dzud*. Early actions implemented were critical to reduce the mortality and morbidity of livestock, the main livelihood for herder communities in **Mongolia**.

WFP conducted a simulation of the Forecast-based financing flood Early Action Protocol in **Bangladesh** with national and local government officials to conduct a cash distribution via mobile money transfer to pre-identified extremely poor households in advance of an anticipated weather event, based on pre-defined weather forecast triggers.

Protection from sexual exploitation and abuse

Sexual exploitation and abuse (SEA) by humanitarian staff cannot be tolerated. It violates everything the United Nations stands for. Men, women and children displaced by conflict or other disasters are among the most vulnerable people on earth. They look to the UN and its humanitarian partners for shelter and protection.

In 2018, allegations of sexual exploitation and abuse shocked the humanitarian community. The incidents illustrated that renewed and sustained commitment has to be taken, collectively, to prevent sexual exploitation and abuse. The constant need to remain vigilant is apparent and the humanitarian community may expect the number of reported cases to rise as efforts are made to increase awareness of the issue, strengthen prohibitions around misconduct, and make safe and accessible reporting mechanisms available wherever humanitarian aid is delivered. The UN and its partners will be especially challenged to ensure that systems are in place in remote field locations, at the point of last mile delivery. Going forward, the UN and its partners intend to increase resources and capacity to make this happen.

In 2017, the UN Secretary-General laid out a comprehensive strategy to eradicate sexual exploitation and abuse in United Nations operations to transform the way in which the UN prevents and responds to sexual exploitation and abuse. The strategy focused on four areas of action: prioritizing victims' rights and dignity; ending impunity through increased transparency and strengthened reporting and investigations; engaging Member States, civil society and other relevant actors; and reorienting strategic communications to raise

LA POSTE IDP SITE, DRC

*Police post in charge of the protection of children, women and sexual based violence in Minova, South Kivu, DRC.
Photo: OCHA/Niels Stassyns*



awareness, promote transparency and address stigma and discrimination that victims face. To oversee the implementation of this strategy across the UN system, he extended the mandate of the Special Coordinator to improve the UN response to SEA. Her role is to develop and align mechanisms and procedures, standardized protocols and tools including a uniform incident reporting form and a protocol for UN entities with implementing partners to ensure that there are minimum standards and adequate safeguards in place to prevent and respond to sexual exploitation and abuse. To emphasize the priority of a victim centered approach, the Secretary-General appointed a Victims' Rights Advocate. Following her field visits, she noted the need for better follow-up on the status of victims' cases; an improved range of services for victims, and access to justice and legal assistance; and a more resolute approach to prevention, accountability and combating impunity.

In September 2017, the Secretary-General established a Circle of Leadership made up of global leaders who actively support this agenda to demonstrate a visible and formidable symbol of commitment to end impunity; strengthen measures to prevent SEA; respond rapidly and decisively to credible reports of such acts; and meet the needs of victims quickly and appropriately. As of November 2018, 49 heads of State and Government, 22 heads of UN entities and 72 global leaders have signed a Collective Statement demonstrating commitment to eradicate SEA across the UN system.

In addition, Clear Check, an electronic tool developed to screen UN staff dismissed as a result of substantiated SEA allegations, or who resigned or were separated during an investigation, is being rolled out across the entire UN system.

In May 2018, the IASC committed to a vision of a humanitarian ecosystem in which people caught up in crises feel safe and respected and can access the assistance they need without fear of exploitation, abuse or harassment by any aid worker. They promised visible and sustained leadership, through IASC Champions, the Executive Director of UNICEF followed by the UN High Commissioner for Refugees through June 2020. The IASC Champions will amplify shared leadership and collective responsibility under three priority areas of the IASC: 1) to encourage victims to come forward and promote a "speak-up culture"; 2) to improve quality, survivor-centred support and protection, including medical care, psychosocial support, legal assistance and reintegration; and 3) to strengthen reference-checking, investigation and disciplinary measures to prevent transgressors from being re-employed.

A proposal to accelerate implementation at the field level is under development, which would provide for safe, accessible reporting mechanisms in high-risk areas, as well as quality survivor assistance to ensure that survivors are able to have their cases investigated in a prompt, safe and respectful way. The proposal aims to strengthen country-based systems on PSEA by providing HCTs with the resources needed to deliver effective prevention and response systems.

Global initiatives have complemented these actions. Major international donors committed to worldwide standards on PSEA at an international safeguarding summit in October 2018. Donors committed to support the IASC Minimum Operating Standards on PSEA and the Core Humanitarian Standard on Quality and Accountability, as well as announced new initiatives. DFID announced an Interpol pilot to improve background checks on staff who work in the aid sector and launched a resource and support hub to provide guidance and support to NGOs and others.

In the field

More than 20 countries have PSEA networks and community-based complaint mechanisms. Many of these countries have developed HCT PSEA Plans of Action, which include agreeing on a PSEA Code of Conduct and ensuring that projects that prevent and respond to SEA are included in HRPs. As part of its commitments on accountability to affected populations, the IASC prioritizes response-wide systems for community engagement to ensure that complaint mechanisms exist and use appropriate languages and channels. These networks and systems provide for safe and accessible reporting channels for the entire community. The systems, which are appropriate to the local context, provide principled handling of complaints and referral for investigation and victim assistance, monitoring and evaluation and also develop campaigns that raise awareness about PSEA.

Effective community engagement and accountability requires dedicated coordination capacity in the field to ensure that survivors of sexual abuse or exploitation understand their rights, receive information on how to lodge complaints, and know where or how to access the assistance they need. One example of good practice is in Jordan, where, in line with IASC guidance, gender-based violence, accountability to affected populations and PSEA were included in the Jordan Humanitarian Partners Forum and the Cross-Border Task Force. Task Teams on gender-based violence and PSEA have been established for both groups to ensure that collective obligations are upheld. For the Cross-Border Task Force, a PSEA network has been established comprising 42 PSEA focal points across UN partners and national and international NGOs to ensure a coordinated approach.

However, expanding these networks to all the places where humanitarian assistance is delivered remains a challenge. Efforts to prevent and respond to SEA are often not as strong as they could be, and people in conflict areas report a general lack of understanding of how to engage with or complain about aid efforts. Furthermore, in many conflict settings, such as Somalia, Syria and Yemen, direct access by the UN and international NGOs is limited, hampering monitoring and diluting accountability. In order to deliver on PSEA commitments, the systematic resourcing of effective prevention and response systems and services is essential to respond to current needs and to achieve meaningful impact for those affected by humanitarian crises.



Humanitarian InSight

Connecting you to humanitarian response

hum-insight.info

Humanitarian InSight supports decision-makers by giving them access to key humanitarian data. It links needs, planning, response and achievements.

COORDINATION

Coordination helps partners put a greater emphasis on needs, improve targeting, increase funding for humanitarian priorities, and ensure greater accountability for collective results.

Representatives from agencies and clusters/sectors, as part of regular and continuous monitoring of needs, identify the people affected by a crisis and in need of humanitarian assistance.

Clusters work with their members to record and approve projects related to these objectives and activities, translating high-level objectives into a detailed implementation plan.

Agencies and clusters collaborate on regular monitoring of their projects and activities, tracking who is doing what where, what progress is being made against the key indicators and how the underlying needs are evolving.

Humanitarian Coordinators work with partners to agree on the best context-specific response strategies and related objectives and activities, link them to those needs, and identify key response indicators which they will use to track their progress.

Donors and implementing partners report financial contributions being made against the plan via the Financial Tracking Service, which verifies and triangulates this data so that it is globally comparable.

TOOLS

Interconnected tools enable coordinated activities around the whole humanitarian programme cycle and facilitate the effective collection and management of information.



Individual workflows are **light and easy**.



Each country **collects the data that they actually need**.



Each workflow **links to, and builds on**, the information from the other workflows.



Information is **shared seamlessly** between partners, so there is no reporting duplication.



Data is fitted into a global framework to **enable valid comparisons and evaluate trends**.

INSIGHT

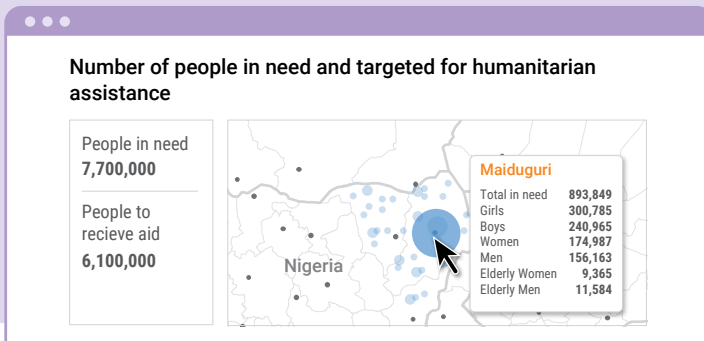
IN NEED	TARGETED	REQUIREMENTS	COVERAGE	COUNTRIES
134M	96M	\$24.9BN	55.6%	41
HUMANITARIAN RESPONSE PLANS		PEOPLE TARGETED	FUNDING PROGRESS	
Afghanistan 2018		2.8m	78.2%	
Burundi 2018		2.4m	53.6%	
Cameroon 2018		1.3m	36.7%	
Central African Republic 2018		1.9m	45.7%	

Beginning with a continuously updated **global humanitarian overview** bringing together information from response plans, to enable a complete 'big picture' understanding of what we have done and what we still need to do.

Navigating to individual **humanitarian response plans**, with an in-depth view of the needs and the strategy responding to those needs, and showcasing the progress being made.

Indicator overview
Strategic Objective 1

INDICATOR	TARGETED	MEASURE (%)	MEASURE
No. of malnourished children with medical complications admitted for treatment	30,767	4.7%	1,454
No. of people having adequate access to temporary safe water facilities and services	100,000	70.9%	70,943



Diving into detailed **operational information** on the activities of individual clusters or other coordination groups, agencies and projects.

DECISIONS

At Headquarters



Analysts use this comprehensive and comparable information to better understand both the current situation and the evolution of crises, **improving predictions of future trends**.



Donors use this clear evidence base to evaluate the impact of their funding, from crises all the way down to individual activities and projects, and see where their **funds are most needed** and most useful.



The head of a major agency uses the **data available at their fingertips** on their mobile phone to advocate for an urgent response to an overlooked situation.

In-country



Without needing to reach out bilaterally, an NGO has an **oversight** of what humanitarian actors working in other sectors are doing, and aligns its own work with them to better help their common beneficiaries.



A cluster coordinator and his colleagues quickly **identify critical gaps** as they arise and adjust their response to fill them.



A UN agency uses this collective 'big picture' information on a regular basis to improve its operations, and as a result is willing to participate in collective **monitoring activities** and share its data.

Learn more at:

hum-insight.info

“It is essential to support the lives and livelihoods of millions of people—women, girls, men and boys—who depend on humanitarian aid to lift them out of crisis and give them hope of a better future.”

- Remarks from the United Nations Secretary-General, António Guterres, at the 2018 High-Level Pledging Conference for the UN Central Emergency Response Fund

