



Taxing Wages - Chile

Tax on labour income

The **tax wedge** is a measure of the tax on labour income, which includes the tax paid by both the employee and the employer.

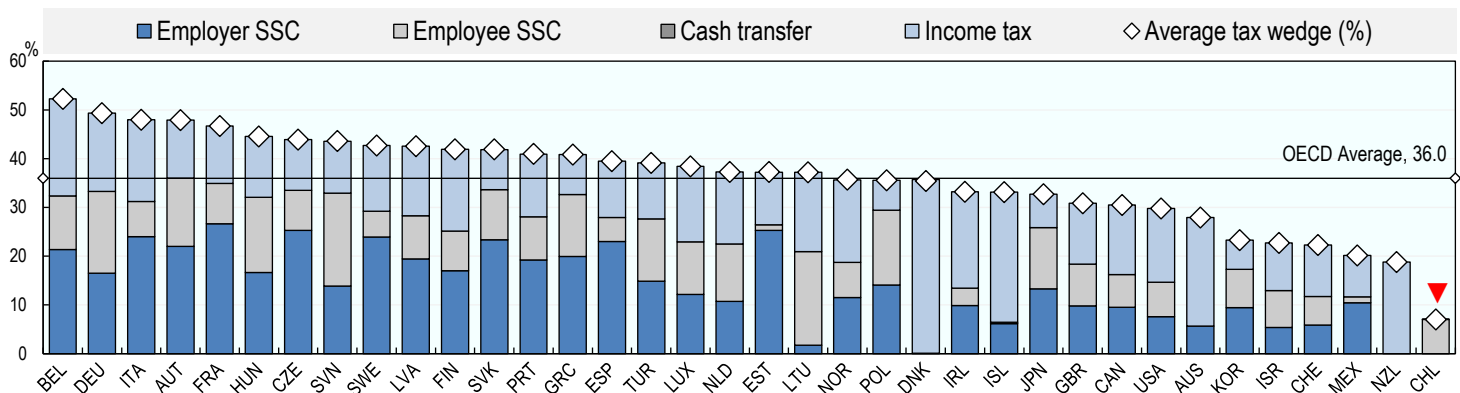
$$\text{TAX WEDGE ON LABOUR INCOME} = \frac{((\text{Personal income tax} + \text{employee and employer social security contributions (SSCs)}) - \text{Family Benefits})}{(\text{Total labour costs (gross wages} + \text{employer SSCs)})}$$

Single worker

The tax wedge for the average single worker in Chile remained the same at 7.0 percentage points between 2018 and 2019. The OECD average tax wedge in 2019 was 36.0 (2018, 36.1). In 2019 Chile had the lowest tax wedge among the 36 OECD member countries, occupying the same position in 2018.

In Chile employee social security contributions account for the entire tax wedge at the average earnings level compared with 24% of the total OECD average tax wedge. In, 2019, a single worker only started to pay personal income tax when earning 1.01 times the average wage and no employer social security contributions are classified as tax revenues in Chile.

Average tax wedge: average single worker, no children



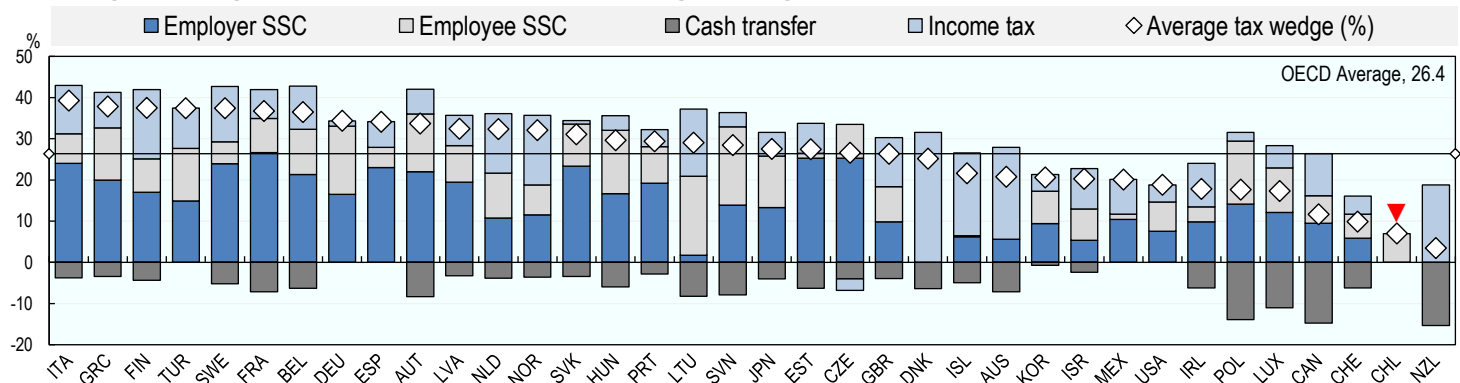
One-earner married couple with two children

The tax wedge for a worker with children may be lower than for a worker on the same income without children, since most OECD countries provide benefits to families with children through cash transfers and preferential tax provisions.

Chile had the 35th lowest tax wedge in the OECD for an average married worker with two children at 7.0% in 2019, which compares with the OECD average of 26.4%. The country occupied the same position in 2018.

Child related benefits and tax provisions tend to reduce the tax wedge for workers with children compared with the average single worker. In Chile in 2019. Across the OECD there was a reduction of 9.6 percentage points for the average married worker with two children. This contrasts with the position in Chile, where the tax burden was the same for both household types.

Average tax wedge: One-earner married couple at average earnings, 2 children

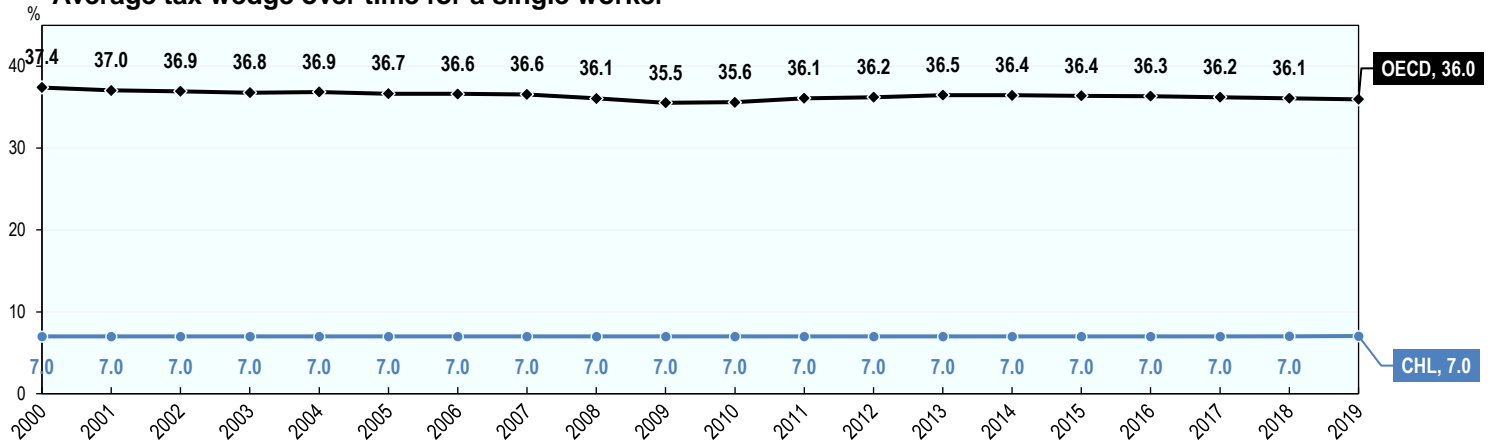




Tax wedge trends between 2000 and 2019

- » In Chile, the tax wedge for the average single worker remained at 7.0% between 2000 and 2019. During the same period, the average tax wedge across the OECD decreased by 1.4 percentage points from 37.4% to 36.0%.
- » Since 2009, the tax wedge for the average single worker has been steady at 7.0% in Chile. During this same period, the tax wedge for the average single worker across the OECD increased by 0.5 percentage points.

Average tax wedge over time for a single worker



Employee tax on labour income

The employee net average tax rate is a measure of the net tax on labour income paid directly by the employee.

EMPLOYEE NET AVERAGE TAX RATE

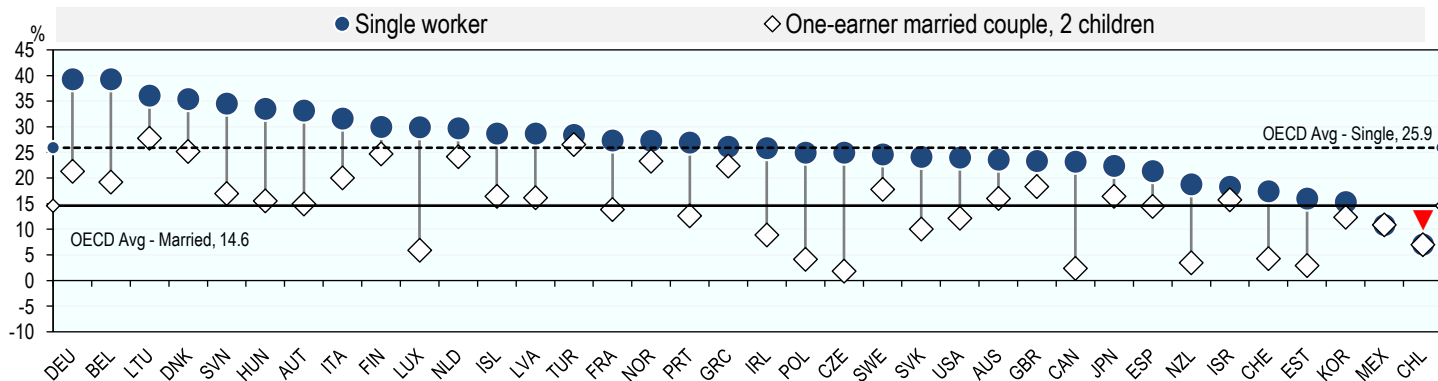
(Employee personal income tax and employee social security contributions) – Family Benefits

Gross wages

- » In Chile, the average single worker faced a net average tax rate of 7.0% in 2019, compared with the OECD average of 25.9%. In other words, in Chile the take-home pay of an average single worker, after tax and benefits, was 93.0% of their gross wage, compared with the OECD average of 74.1%.

- » Taking into account child related benefits and tax provisions, the employee net average tax rate for an average married worker with two children in Chile was reduced to 7.0% in 2019, which is the 29th lowest in the OECD, and compares with 14.6% for the OECD average. This means that an average married worker with two children in Chile had a take-home pay, after tax and family benefits, of 93.0% of their gross wage compared to 85.4% for the OECD average.

Employee net average tax rate



Contacts

David Bradbury
 Centre for Tax Policy and Administration
 Head, Tax Policy and Statistics Division
 David.Bradbury@oecd.org

Michelle Harding
 Centre for Tax Policy and Administration
 Head, Tax Data & Statistical Analysis Unit
 Michelle.Harding@oecd.org

Dominique Paturot
 Centre for Tax Policy and Administration
 Statistician/Analyst
 Dominique.Paturot@oecd.org